



# **HOUSTON TEXANS**

**2019**

# **MEDIA GUIDE**

WE ARE TEXANS

# TABLE OF CONTENTS

<b>TEXANS MEDIA POLICY &amp; MEDIA SERVICES</b>	<b>3-5</b>
<b>STAFF DIRECTORY</b>	<b>6-8</b>
<b>EXECUTIVE MANAGEMENT</b>	<b>11-24</b>
Robert C. McNair (1937-2018)	11-14
Executive Management	15-23
Limited Partners	24
<b>COACHING STAFF</b>	<b>27-67</b>
Coaching Staff	27-66
Texans Coaches In The Big Game	67
<b>FOOTBALL OPERATIONS STAFF</b>	<b>69-89</b>
Player Personnel	69-76
Football Administration / IT	77
Sports Medicine Team	79-81
Performance Nutrition	82
Football Operations	83
Equipment Services	84
Video Operations	86
Security	88
Player Engagement	89
<b>TEXANS STAFF</b>	<b>91-97</b>
Texans Staff	91-97
<b>2018 TEXANS SEASON IN REVIEW</b>	<b>99-135</b>
2018 Regular Season Statistics (11-5)	99
2018 Defensive Statistics	100
2018 Statistical Leaders	101
2018 Postseason Statistics (0-1)	103
2018 Postseason Defensive Statistics	104
2018 Postseason Statistical Leaders	105
2018 Player Participation	106
2018 Starters	107
2018 Inactives & Captains	108
2018 Highs & Lows	109
2018 Individual Single-Game Highs	111
2018 Houston Texans Record When...	112
Postseason Highs & Lows	113
Postseason Record When...	115
2018 Texans Transactions	116
2018 NFL Standings	118
2018 Game Summaries	119-135

<b>TEXANS HISTORY</b>	<b>136-214</b>
Texans History cover	136
Ring of Honor	137
Year-By-Year Results	139-149
All-Time Head Coach Records	139-149
All-Time Series Totals	150
Texans Attendance Records	150
All-Time Preseason Records	154
All-Time Series Results	151-153
All-Time Preseason Results	154
All-Time Alphabetic Roster	155-157
All-Time Numeric Roster	158-161
All-Time Practice Squad Roster	162
All-Time Injured Reserve	163
Texans In Primetime	167-169
All-Time Coaches	165
Texans Trade History	166
Texans Free Agency History	167-169
Texans In Overtime	170
Texans Honors	171
Texans Draft History	173
Texans Yearly Final Statistics	175-214
<b>TEXANS KICKOFF</b>	<b>217-225</b>
2019 NFL Schedule	217
Texans On The Air	219
Texans TV & Radio	221-223
NRG Stadium	224
2019 Texans Schedule	225
<b>PLAYER BIOS</b>	<b>227-425</b>
Veteran Bios	227-399
Draft Pick Bios	400-406
College Free Agent Bios	407-425
<b>TEXANS RECORDS</b>	<b>428-500</b>
All-Time / Year-By-Year Leaders	428-432
Regular Season Individual Records	433-453
Regular Season Team Records	454-479
Postseason Individual Records	480-489
Postseason Team Records	490-500

The 2019 Houston Texans Media Guide can be found online at [www.NFLONG.com](http://www.NFLONG.com). Please follow the link and click on the Texans logo to access the team's page. Utilize your email address as your username and "TexansMedia" as your password. There is no print version but a PDF format can be downloaded for printing purposes. Player bios, rosters, transactions and records are updated weekly during the season and electronically distributed to media. Elements of the media guide that remain relatively unchanged are not included in the Weekly Game Release.

## MEDIA GUIDE CREDITS

**EDITORS:** Amy Palcic, Omar Majzoub, Allie LeClair, Nathan Edwards, Joseph Hooven, Brianna Lewis

**PHOTOGRAPHY:** Zach Tarrant, Matt Patterson, Bill Baptist, Mike Welsch, Paul Ladd Photography, Associated Press

**DESIGN:** Ciara Macaulay



# HOUSTON TEXANS MEDIA POLICY

## MEDIA CREDENTIALS

Media credentials will be granted based on the following guidelines:

1. Houston-area media agencies which cover the Houston Texans on a daily basis will receive top priority.
2. Media agencies which cover the opposing team as requested by the opposing team's public relations staff.
3. National media agencies which cover the National Football League regularly (includes online properties such as ESPN.com, Yahoo! Sports, CBSSports.com, etc.).
4. Daily or weekly newspapers with a circulation of at least 100,000.
5. Television stations with a nightly news show and a nightly sports segment.
6. Radio stations with a 24-hour sports format that are affiliated with a national radio network (i.e. ESPN, Westwood One, etc.).
7. Daily or weekly newspapers with a circulation of at least 50,000.
8. Other requests not falling under one of the above will be considered on the basis of space availability.
9. No freelance credentials will be granted.

To apply for credentials, fill out the [Credential Request Form](#) or visit the "Credentials" tab on the [Texans media website](#). Season-long credentials are issued in August; game-by-game credentials must be requested before 5 p.m. on the Tuesday prior to each home game. Please reach out to Allie LeClair at [allie.leclair@houstontexans.com](mailto:allie.leclair@houstontexans.com) if you have any questions.

## CREDENTIAL REQUESTS (ROAD GAMES)

If you are a regular member of the Houston media who would like to cover the Texans on the road, submit your request for game credentials and parking passes to Amy Palcic at [amy.palcic@houstontexans.com](mailto:amy.palcic@houstontexans.com). All requests must be submitted no later than one game prior to a road contest. Credentials will be distributed on Wednesday or Thursday during open locker room.

## GAMEDAY PARKING

To apply for parking, please fill out the [Credential Request Form](#) or visit the "Credentials" tab on the [Texans media website](#). The appropriate parking pass will be required for access to media parking lots on game day.

## ENTRY ON GAMEDAY

The media entrance at NRG Stadium is on the west side of the stadium at the corner of Kirby Drive and Murworth Drive. Enter through the media entrance which is located just right of the West Club VIP entrance.

## MEDIA WILL CALL

Media will call is located on the west side of the stadium at the corner of Kirby Drive and Murworth Drive. The media will call gate is located just right of the West Club VIP entrance. The appropriate game credential must be presented at the media entrance for admission into the stadium. Game credentials not picked up in advance will be available on gameday at the media will call window. Please remember to bring valid identification. The window will open three hours prior to kickoff and bags will be checked upon entrance to the stadium.

## WI-FI

The Texans press box offers complimentary Wi-Fi. If you have any questions on gameday, see a member of the Texans communications department, seated on the second level of the press box, or call (832) 667-2831 for home PR.

## POSTGAME INTERVIEWS AND LOCKER ROOM ACCESS

Members of the media needing to conduct postgame interviews will be given access to the Texans and visiting interview rooms after the game, as well as the home and visiting locker rooms. **NO STILL PHOTOGRAPHERS, CELL PHONE VIDEOS OR AUTOGRAPHS ARE ALLOWED IN THE TEXANS LOCKER ROOM.** To reach either locker room from the press box, simply take the elevator to the service level and follow the signage to the Texans locker room, Visitors locker room, Texans postgame press conference and Visitors postgame press conference.

With six minutes remaining in the game, take the media elevator to the field level. Videographers without field access will be in the team auditorium for the duration of the game. Bill O'Brien's post-game interview session with the media will begin approximately 10 minutes following the conclusion of the game and will be held in the Texans Team Auditorium. Electronic media covering the press conference are asked to use the multibox to ease congestion at the podium. Both team locker rooms will be open to press bearing the proper credentials following the NFL-mandated 10-minute cooling-off period. The visiting head coach will be available in the visitor's interview room across from the visiting locker room.

## PRESS BOX

The press box phone numbers are (832) 667-2831 for home PR and (832) 667-2814 for visiting PR.

## PHOTOGRAPHERS

Photographers who are credentialed on a season-long basis for sideline access will be required to wear a photo vest. These can be picked up in the photo workroom on gameday. Sideline access for NFL games is limited to photographers on assignment for recognized publications. No one except network television personnel and authorized game personnel will be admitted to the field without a camera. All field photographers must remain outside the bench areas and outside the yellow border surrounding the playing field.

## MEDIA WORKROOM

The media workroom is located on the service level of NRG Stadium across from the Texans locker room. The room is available to working media throughout the week. Texans information, NFL news releases and other information are available. Wi-Fi is available in the media workroom.

## INTERVIEW REQUESTS

All interview requests for Houston Texans executives, coaches and players should go through the Texans communications department. Please give at least 48 hours for your request.

Requests for the McNair family, Jamey Rootes, Bill O'Brien, WR DeAndre Hopkins, QB Deshaun Watson and DE J.J. Watt should be sent to the attention of Amy Palcic at [amy.palcic@houstontexans.com](mailto:amy.palcic@houstontexans.com) or (832) 667-2220.

For other Texans players and assistant coaches, please send your request to Omar Majzoub at [omar.majzoub@houstontexans.com](mailto:omar.majzoub@houstontexans.com) or (832) 667-2241 and Nathan Edwards at [nathan.edwards@houstontexans.com](mailto:nathan.edwards@houstontexans.com) or (832) 667-2282.

O'Brien's Monday news conference is held in the media workroom. He also speaks with the media on Wednesday through Friday in the media workroom (times will be emailed out at the beginning of each week).

# HOUSTON TEXANS MEDIA POLICY

## OPEN LOCKER ROOM PERIODS

The Texans will have open locker room periods on Monday, Wednesday, Thursday and Friday.

Special requests can be fulfilled on Tuesday, but it will need to be cleared with a member of the Texans communications department. Please give at least a week's notice for special arrangements. Everyone in the locker room must dress professionally and have a job function. The Texans communications department can remove any member of the media from the locker room for improper dress or unprofessional behavior.

## PRACTICE REGULATIONS

Texans locker room and practices will be open to the media during the week as specified. We will provide a specific time during practice for shooting video and photos.

## PRESS RELEASES

The Texans' weekly press releases, as well as other news and information, can be accessed at [www.NFLOMG.com](http://www.NFLOMG.com). Members of the media can also access league information from the NFL's media site at [www.nflcommunications.com](http://www.nflcommunications.com). The NFL's official website address is [www.NFL.com](http://www.NFL.com).

## PARKING DURING THE WEEK

Parking for covering Texans weekly press conferences, practices, open locker room sessions or access to the media workroom will be in the Teal Lot, located at the northeast corner of Kirby Drive and Murworth Drive.

## LIVE SHOTS

### MONDAY-FRIDAY

Live shots on NRG Park property must be set up through the Texans communications department in conjunction with SMG. Please contact Allie LeClair at [allie.leclair@houstontexans.com](mailto:allie.leclair@houstontexans.com) or (832) 667-2050 before setting up a live shot. Locations will be arranged through the communications department. Please give the Texans at least 12 hours advance notice to ensure proper set-up.

### GAMEDAY

NFL network television partners and Texans media partners will be given priority for live shots at NRG Stadium. Television stations are allowed to shoot live at NRG Stadium until one hour prior to kickoff in the southwest corner of the field. Permission from the Texans communications department is required at least 48 hours before the game in order to shoot live.

NFL network television partners and Texans media partners are the only broadcast entities permitted to shoot live from inside NRG Stadium in the hour following the conclusion of the game.

Live shots and live streaming are **NOT PERMITTED** from the Texans postgame locker room.

# HOUSTON TEXANS MEDIA SERVICES

## HOUSTON TEXANS ON NFL OMG

The Texans media website is [www.NFLOMG.com](http://www.NFLOMG.com). Please follow the link and click on the Texans logo to access the team's page.

For customized access to the NFL OMG site, please utilize your email address as your username and "TexansMedia" as your password. If you have any issues accessing the site, please contact Omar Majzoub at [omar.majzoub@houstontexans.com](mailto:omar.majzoub@houstontexans.com) or (832) 667-2241 and Nathan Edwards at [nathan.edwards@houstontexans.com](mailto:nathan.edwards@houstontexans.com) or (832) 667-2282. For generic access, please utilize the username "HoustonTexans" and password "TexansMedia".

The Texans' NFL OMG interactive site will contain the complete 2019 Media Guide, all weekly game releases, Texans player bios and rosters, Texans staff information and bios, weekly flip cards, a game tracker, all Texans team and individual records and statistics, Texans historical information, daily press releases and transcripts and much more.

The game releases and media guide are updated weekly during the season and available in a PDF format for printing purposes. Team notes, player bios, team and individual records, miscellaneous stats and game summaries are updated following each game and posted on the NFL OMG site. On gamedays, the site will host live statistics, updated player notes, postgame quotes and more. The site is an easy-to-use, one-stop shop for all media needs and information regarding the Texans.

### NFLOMG.COM

Username: (your email address)

Password: TexansMedia

## HOUSTON TEXANS CREDENTIAL AND PARKING INFORMATION

To apply for credentials and parking, please fill out the [Credential Request Form](#) or visit the "Credentials" tab on the [Texans media website](#).

Applications are being accepted for training camp, season and individual game credentials. To apply for game credentials, please submit your request on the website by the Tuesday before a Texans home game at 5 p.m. CT.

## HOUSTONTEXANS.COM

Fans can access coverage on [www.HoustonTexans.com](http://www.HoustonTexans.com) throughout the season on Texans TV. The Texans stream live video of press conferences as well as game highlights, interviews, in-depth team features, community recaps, NFL Network footage and much more.





## HOUSTON TEXANS MEDIA SERVICES

### HOUSTON TEXANS FTP FOOTAGE

The Texans regularly distribute press conference footage and b-roll packages via Dropbox. If you would like to be added to the distribution list, members of which receive emails when new content is uploaded, please contact **Nathan Edwards** at [nathan.edwards@houstontexans.com](mailto:nathan.edwards@houstontexans.com).

### TRANSCRIPTS

The Texans communications staff sends out transcripts of press conferences, open locker room interviews and postgame interviews throughout the season. To be added to the Texans email list, please contact **Nathan Edwards** at [nathan.edwards@houstontexans.com](mailto:nathan.edwards@houstontexans.com). All transcripts will also be posted on the Houston Texans NFL OMG website at [www.NFLOMG.com](http://www.NFLOMG.com).

### HOUSTON TEXANS GAMEDAY STATISTICS AND TRANSCRIPTS

In an effort to significantly reduce paper waste at NRG Stadium, the Houston Texans will digitally host in-game statistics and postgame transcripts on [www.NFLOMG.com](http://www.NFLOMG.com) during the 2019 season. Links will be distributed to media in attendance prior to kickoff of each game, and media will be notified when new content has been posted. Hard copies will be available upon request.

### TEXANS PR ON TWITTER

For up-to-the-second news, press releases, transcripts, game information, bios, notes and a variety of other information on the Houston Texans, follow the Texans PR Department on Twitter: [@TexansPR](https://twitter.com/TexansPR).

## HOUSTON TEXANS COMMUNICATIONS STAFF



**Amy Palcic**  
Vice President of  
Communications



**Allie LeClair**  
Senior Corporate Communications  
Manager



**Omar Majzoub**  
Senior Communications  
Manager



**Nathan Edwards**  
Communications  
Manager



**Joseph Hooven**  
Communications Intern



**Brianna Lewis**  
Corporate Communications  
Intern

### CONTACTING THE TEXANS COMMUNICATIONS STAFF

Staff Member	Email	Office Phone
Amy Palcic	<a href="mailto:amy.palcic@houstontexans.com">amy.palcic@houstontexans.com</a>	832-667-2220
Allie LeClair	<a href="mailto:allie.leclair@houstontexans.com">allie.leclair@houstontexans.com</a>	832-667-2050
Omar Majzoub	<a href="mailto:omar.majzoub@houstontexans.com">omar.majzoub@houstontexans.com</a>	832-667-2241
Nathan Edwards	<a href="mailto:nathan.edwards@houstontexans.com">nathan.edwards@houstontexans.com</a>	832-667-2282
Joseph Hooven	<a href="mailto:joseph.hooven@houstontexans.com">joseph.hooven@houstontexans.com</a>	832-667-2037
Brianna Lewis	<a href="mailto:brianna.lewis@houstontexans.com">brianna.lewis@houstontexans.com</a>	832-667-2035

**Texans PR on Twitter:** [@TexansPR](https://twitter.com/TexansPR)

**Texans Media Site, Media Guide & Game Releases:** [www.NFLOMG.com](http://www.NFLOMG.com)

**Media Credentials & Parking Information:** [Credential Request Form](#)

# STAFF DIRECTORY

## EXECUTIVE MANAGEMENT

Janice S. McNair	Co-Founder and Senior Chair
D. Cal McNair	Chairman and Chief Executive Officer
Jamey Rootes	President
Bill O'Brien	Head Coach
Jack Easterby	Executive Vice President, Team Development
Suzie Thomas	Executive Vice President and Chief Legal and Administrative Officer
Jennifer Davenport	Senior Vice President, Marketing and Community Development
Greg Grissom	Senior Vice President, Corporate Development
Marilan Logan	Senior Vice President, Chief Financial Officer and Treasurer
Chris Olsen	Senior Vice President, Football Administration
John Schriever	Senior Vice President, Ticketing and Event Management
Greg Kondritz	Vice President and General Counsel
Amy Palcic	Vice President, Communications
Jeff Schmitz	Vice President and Chief Information Officer
Marc Vandermeer	Vice President, Broadcasting and Play-By-Play Voice

## LIMITED PARTNERS

Kirbyjon H. Caldwell	Limited Partner
Mary Anne Dingus	Limited Partner
Charles W. Duncan, III	Limited Partner
Harry Gee, Jr.	Limited Partner
E. Javier Loya	Limited Partner
Kay M. Onstead	Limited Partner
Gary R. Petersen	Limited Partner
Fayez Sarofim	Limited Partner
Joseph W. Sutton	Limited Partner

## EXECUTIVE ASSISTANTS

Karen Richards	Executive Assistant to Janice S. McNair
Susie Galvan	Executive Assistant, Chairman's Office
Bonny Marshall	Executive Assistant to Jamey Rootes
Stephanie Ramsey	Executive Assistant to Bill O'Brien
Ashley Tait	Executive Assistant to Greg Grissom
Melissa Weynand	Executive Assistant to Marilan Logan
Eva Graham	Executive Assistant, Football Administration and Football Operations
Chloe Delclos	Executive Assistant, Football Operations

## COACHING STAFF

Bill O'Brien	Head Coach
Romeo Crennel	Assistant Head Coach / Defensive Coordinator
Tim Kelly	Offensive Coordinator
Brad Seely	Special Teams Coordinator
John Aylward	Offensive Assistant
Danny Barrett	Running Backs
Brian Cushing	Assistant Strength and Conditioning
Akeem Dent	Defensive Assistant
Mike Devlin	Offensive Line
Joe Distor	Assistant Strength and Conditioning
Mike Eubanks	Head Strength and Conditioning

Jason George	Assistant Strength and Conditioning / Sports Science Coordinator
Andre Johnson	Special Advisor to the Head Coach
Bobby King	Inside Linebackers
Will Lawing	Tight Ends
D'Anton Lynn	Assistant Secondary
Anthony Midget	Secondary
Matt O'Donnell	Defensive Assistant
John Pagano	Senior Defensive Assistant / Outside Linebackers
John Perry	Wide Receivers
Carl Smith	Quarterbacks
Tracy Smith	Assistant Special Teams Coordinator
Billy J. Voltaire	Assistant Strength and Conditioning / Performance Therapist
Anthony Weaver	Defensive Line
Doug West	Assistant to the Head Coach
T.J. Yates	Offensive Assistant

## PLAYER PERSONNEL

Jack Easterby	Executive Vice President, Team Development
Chris Olsen	Senior Vice President, Football Administration
Matt Bazirgan	Director of Player Personnel
Rob Kiesel	Director of Pro Personnel
James Liipfert	Director of College Scouting
C.J. Leak	Assistant Director of Pro Personnel
Chris Blanco	Pro Scout
Steven Price	Pro Scout
Mozique McCurtis	National Scout
John Ritcher	National Scout
Bailee Brown	Southwest Area Scout
Ryan Cavanaugh	Midwest Area Scout
Brad Mathews	Southeast Area Scout
Blaise Taggart	Northeast Area Scout
Nathan Trott	Western Area Scout
Najja Johnson	NFS Area Scout
Tom Hayden	College Scouting Coordinator
Todd Jones Jr.	Scouting Assistant
George Panos	Scouting Assistant
Amber Davies	Administrative Assistant, Pro Personnel
Haley Kovar	Administrative Assistant, College Scouting

## FOOTBALL ADMINISTRATION / IT

Russell Joyner	Director of Football Information Systems
Kevin Krajcovic	Football Administration Coordinator
Michael Dore	Football Applications Programmer
Weller Ross	Football Analytics Coordinator

## SPORTS MEDICINE TEAM

Geoff Kaplan	Sr. Director of Sports Medicine and Head Athletic Trainer
Roland Ramirez	Director of Rehabilitation/Assoc. Head Athletic Trainer
Jeremy Baxter	Assistant Athletic Trainer / Physical Therapist
Uriah Myrie	Assistant Athletic Trainer

# STAFF DIRECTORY

Chris Barrett	Assistant Athletic Trainer
Dr. Walter Lowe	Team Medical Director/Head Team Physician/Team Orthopedist
Dr. James Muntz	Team Internist
Dr. Michael Chang	Team Emergency Physician
Dr. Steven Flores	Team Orthopedist
Dr. Jack Fulkman	Team Chiropractor / Gateway Chiropractic
Joni Honn	Team Massage Therapist / Genuine Touch
Dr. Thomas Hunt	Team Orthopedist
Dr. Todd Koudelka	Team Chiropractor / Koudelka Health Center
Dr. Manickam Kumaravel	Team Radiologist
Dr. David Lintner	Team Orthopedist
Toko Nguyen	Team Physical Therapist
Dr. Tom O'Brien	Team Dentist
Dr. Mark Prasarn	Team Orthopedist
Dr. William Spangler	Team Emergency Physician
Dr. Kevin Varner	Team Orthopedist
Dr. Mitchell Weikert	Team Ophthalmologist / Baylor College of Medicine
Bradley Wilson	Team Paramedic / Harris County Emergency Corps.
Karen Winston, LCSW	Team Counselor

## PERFORMANCE NUTRITION

Ladd Harris	Director of Performance Nutrition
Jacob Mertens	Assistant Performance Dietitian

## FOOTBALL OPERATIONS

Clay Hampton	Director of Football Operations
Khalil Reed	Football Operations Manager

## EQUIPMENT SERVICES

Mike Parson	Director of Equipment Services
Ryan Gowens	Equipment Services Coordinator
Patrick Coleman	Equipment Services Assistant
Kyle Kamau	Equipment Services Assistant

## VIDEO OPERATIONS

Tim Brog	Director of Video Operations
Colby Borden	Assistant Director of Video Operations
Tommy Stoesser	Video Operations Assistant
Eric Vasiloff	Video Operations Assistant

## SECURITY

Brent Naccara	Director of Security
Robert Breiding	Security Coordinator

## PLAYER ENGAGEMENT

JJ Moses	Director of Player Engagement
Greg Tyler	Team Pastor / Athletes in Action

## CORPORATE DEVELOPMENT

Greg Grissom	Senior Vice President, Corporate Development
Jerry Angel	Senior Director of Corporate Development
Brian George	Senior Director of Texans Luxe
Austen Smith	Senior Director of Partnership Marketing

Wes Brown	Director of Corporate Development
Alexandra Comerota	Senior Partnership Marketing Manager
Disney Harris	Senior Events Manager
Brian Peden	Senior Corporate Development Manager
Stephen Friedlander	Senior Business Development Manager, Texans Luxe
Joshua Randall	Business Development Manager, Texans Luxe
Kaitlyn Merrell	Business Development Manager, Texans Luxe
Lelia Vacek	Partnership Marketing Media Specialist
Bri Williams	Corporate Development Event Coordinator
Chandler Farley	Corporate Development Sales Representative
Andrew Jacobs	Partnership Marketing Coordinator
Meg Reynolds	Partnership Marketing Representative

## MARKETING AND COMMUNITY DEVELOPMENT

Jennifer Davenport	Senior Vice President, Marketing and Community Development
Matt Gaudry	Director of Marketing
Jackie Maldonado	Director of Marketing
Adrienne Saxe	Director of Community Development
Kandyace Mayberry	Senior Community Relations Manager
Emily Bruss	Senior Foundation Manager
Ciara Macaulay	Creative Brand Manager
Andrew Johnson	Mascot Program Manager
Casey Potter	Cheerleader Program Manager
Brett Stewart	Marketing Manager
Morgan Kleinschmidt	Community Relations Manager
Neera Arya	Senior Marketing Coordinator
Ashley Alspaugh	Marketing Coordinator
Lauren Garner	Graphic Designer
Nohely Iglesias	Marketing Design Coordinator
Ryan Records	Mascot Program Coordinator
Rebekah Snodgrass	Foundation Event Coordinator
Krista Murray	Marketing and Cheerleader Program Assistant

## COMMUNICATIONS

Amy Palcic	Vice President, Communications
Allie LeClair	Senior Corporate Communications Manager
Omar Majzoub	Senior Communications Manager
Nathan Edwards	Communications Manager
Zach Tarrant	Photography Manager and Team Photographer

## BROADCASTING / DIGITAL MEDIA

Marc Vandermeer	Vice President, Broadcasting and Play-By-Play Voice
Gavin Gehrt	Executive Producer, Director of Video Production
Jay McDevitt	Director of TV and Digital Media
Kenneth Perkins	Senior Motion Graphics Designer and Editor
Drew Dougherty	Texans TV Host and Senior Integrated Media Manager
Deepi Sidhu	Senior Content Producer and Lead Writer
John Harris	Texans Analyst and Integrated Media Manager
Tom McGuigan	Motion Graphics Designer and Editor
Jesse Clark	Senior Social Media Coordinator



# STAFF DIRECTORY

Aynav Leibowitz Digital Media Producer  
Tyler Suddarth Videographer and Lead Producer  
Tyler Marcotte Digital Video Coordinator

## TICKETING AND EVENT MANAGEMENT

John Schriever Senior Vice President, Ticketing and Event Management  
Brian Varnadoe Senior Director of Premium Seating  
Derek Beeman Senior Director of Ticket Sales and Market Analytics  
Trey Young Senior Director of Ticket Services  
Holly Schweitzer Director of Fan Relations and Event Services  
Shari Rainey Director of Texans Luxe Service  
Jessica Schneider Director of Texans Luxe Service  
Fara Yoder Director of CRM Data  
Cody Disbennet Event Logistics and Operations Manager  
Matt McKee Ticketing Services Communications Manager  
Karissa Hudik Senior Event Services Coordinator  
Jake Allhands Analytics Coordinator  
Rick Bornhauser Ticket Service and Hospitality Operations Coordinator  
Erica Martinez Ticket Hospitality and Sponsor Ticket Coordinator  
Christian Freimuller Premium Seating Coordinator  
Cody Cavalier Premium Seating Representative  
Azsia Hearn Customer Service Representative  
Ryne Harris Ticket Sales Representative  
Kevin Kendziora Ticket Sales Representative  
Tyler Peart Ticket Sales Representative  
Caitlin Towle Ticket Sales Representative  
Taylor Rouleau Event Operations Coordinator  
Jenny Toups Event Services Specialist

## ACCOUNTING

Marilan Logan Senior Vice President, Chief Financial Officer and Treasurer  
Lisa Ruiz Director of Payroll Services  
Cristina Anaya Accounts Payable Manager

Cassandra Andrews Accounting Manager  
Kayla Rumbaugh Business Systems Analyst  
Michael Dennison Senior Accountant  
Gladys Hernandez Senior Accountant  
Shelby Vogt Senior Payroll Accountant  
Anna Reyes Staff Accountant  
Monica Garza General Accountant

## LEGAL

Justina Rodriguez Paralegal

## INFORMATION TECHNOLOGY

Jeff Schmitz Vice President and Chief Information Officer  
Michael Johnson Director of Enterprise Applications  
Faisal Lodhi Senior BI Developer and DBA  
Leo Scott Director of IT Infrastructure  
Arron Webb Network and Security Engineer  
Anthony Shade Systems Administrator  
Bobby Rawlinson Service Desk Manager  
Derek Mauney Senior IT Support Analyst  
Aaron Amaya IT Support Analyst

## HUMAN RESOURCES

Glenda Morrison Senior Director of Human Resources  
Trang Do Human Resources Manager  
Julie Strauss Employee Benefits and Human Resources Manager  
Ivory Youngblood Payroll and HRIS Manager  
Brittany McSwain Human Resources Generalist  
Emily Othold Human Resources Generalist

## ADMINISTRATIVE

Marvin Dave Office Services Manager  
Jeremy Jones Office Services Coordinator  
Courtney Hazen Receptionist  
Carol Adatto Nelson Team Travel Consultant / Carlson Wagonlit Travel

# Bring the **POWER HOME**



Score a **FREE Deshaun Watson jersey**  
when you sign up on the **Reliant Texans plan**.\*



**reliant.com/texansplan**  
**1-866-RELIANT**



**reliant**®  
an NRG company

\*See [reliant.com/texansplan](https://reliant.com/texansplan) for details. Reliant is a registered service mark of Reliant Energy Retail Holdings, LLC. Reliant Energy Retail Services, LLC (PUCT Certificate #10007).  
© 2019 Reliant Energy Retail Holdings, LLC. All rights reserved. 948125



**HOUSTON**  
**TEXANS**

**EXECUTIVE**  
**MANAGEMENT**



## ROBERT C. MCNAIR (1937-2018)



**Robert C. McNair** (Jan. 1, 1937 – Nov. 23, 2018), a leading businessman, sportsman and philanthropist in Houston, Texas for more than 50 years, was the founder, senior chairman and chief executive officer of the Houston Texans National Football League team.

McNair was perhaps best known in the business community as the founder of Cogen Technologies, which became the largest privately owned cogeneration company in the world with an aggregate capacity of 1,400 megawatts. In 1999, he sold the company while retaining ownership of power plants in New York and West Virginia, until 2017 and 2018 respectively.

McNair served as senior chairman of McNair Interests, headquartered in Houston, Texas where he oversaw an investment portfolio. McNair owned Palmetto Partners, Ltd. and RCM Financial Services, L.P., private investment entities that managed the McNairs' private and public equity investments. He was inducted into the Texas Business Hall of Fame and the Houston Hall of Fame in 1997 and 2010 respectively. In 2018, the South Carolina Business Hall of Fame honored McNair as a 2019 Laureate for his work as a champion of free enterprise and a role model in business to youth.

Committed to bringing an NFL team to Houston, McNair formed Houston NFL Holdings in 1998. On October 5, 1999, the NFL awarded him the 32nd NFL franchise, returning professional football to the City of Houston in 2002. McNair's influence and leadership also brought two Super Bowls to Houston's NRG Stadium: Super Bowl XXXVIII in 2004 and Super Bowl LI in 2017.

McNair was born in Tampa, Fla. He and his wife, Janice Suber McNair, were residents of Houston since 1960. McNair graduated from the University of South Carolina in Columbia, S.C. in 1958 with a Bachelor of Science degree. In 1999, Mr. McNair received an Honorary Doctor of Humane Letters degree from the University of South Carolina. In 2010, he received an Honorary Doctor of Humanities in Medicine from Baylor College of Medicine. Janice McNair graduated from Columbia College in Columbia, S.C. in 1959. In 2015, she received an Honorary Doctor of Humanities from Columbia College.

McNair is survived by his wife, Janice, sons Robert Cary McNair Jr. and wife Kate, Daniel Calhoun "Cal" McNair and wife Hannah, and daughters Ruth Smith and Melissa McNair, eleven granddaughters, five grandsons and two great grandsons. He was preceded in death by his parents, Ruth Adair McNair and Ruse Foster McNair, and two brothers Ruse Foster McNair Jr. and John McNair.

### PHILANTHROPIC IMPACT

McNair chaired The Robert and Janice McNair Foundation, the Houston Texans Foundation headquartered in Houston, Texas, and The Robert and Janice McNair Educational Foundation where he grew up in Forest City, N.C. For over 25 years, the McNairs and their foundations gave generously to a wide array of charitable, scientific, literary, educational and religious organizations including Baylor College of Medicine's MD/PhD Program, and scholarship initiatives at the University of South Carolina, Rice University, Columbia College, Newberry College, Austin College, Virginia Tech and Houston Community College.

The McNairs' passion for education included the Houston Independent School District's Fine Arts Program, Project GRAD Houston, Teach For America, the Neuhaus Education Center and the Houston-area charter schools initiative. At the James A. Baker III Institute for Public Policy at Rice University, they endowed the Robert and Janice McNair Public Policy Chair; a position held by the Institute's founding director, Ambassador Edward P. Djerejian. The McNairs' love of community is evident throughout the City of Houston and includes the Houston Zoo's McNair Asian Elephant Habitat, the jogging trail at Discovery Green, the San Jacinto Girl Scouts Equestrian Center, the McNair Cub Scout Adventure World, the United Way Computer Training Center, and the McNair Hall and McNair Plaza at Houston Baptist University. They sponsored community outreach programs for the Houston Symphony, Houston Grand Opera, Houston Museum of Fine Arts and Young Audiences of Houston. In addition, McNair was a founding member of the Cotswold Project, a revitalization project in downtown Houston.

In 2007, the McNairs turned their primary philanthropic focus to medical research. They established the McNair Medical Institute and provided a transformational gift to Baylor College of Medicine in Houston. The McNair Scholars Program soon followed to recruit and deploy world-class physicians and research scientists in the fields of Type 1 diabetes, cancer and neurosciences. In addition to Baylor College of Medicine, McNair Scholars are located across Houston's acclaimed Texas Medical Center including MD Anderson, The Menninger Clinic, Texas Children's Hospital and the Texas Heart Institute.


In 2013 and 2014, the McNairs provided major gifts to Houston's AD Players Theater, Houston's United Way 2-1-1 Capital Campaign, the Star of Hope Family Place, Houston Parks Bayou Greenways 2020 and the Houston Zoo's Phase II African Forest campaign. Honoring the fruits of American entrepreneurship, in 2015 the McNairs began establishing McNair Centers for Entrepreneurism and Free Enterprise at the James A. Baker III Institute for Public Policy at Rice University, the University of St. Thomas Houston, the University of South Carolina, Columbia College in Columbia, South Carolina and Northwood University in Midland, Michigan. In 2016, they added a McNair Center at Houston Baptist University. When Hurricane Harvey hit their hometown and surrounding area in 2017, the McNairs stepped forward immediately and gave \$3 million to the United Way of Greater Houston for relief efforts.



FAITH ★ FAMILY ★ PHILANTHROPY ★ FOOTBALL



# ROBERT C. MCNAIR (1937-2018)



## TEAM ACCOMPLISHMENTS UNDER MCNAIR

Under McNair's leadership, the Texans became one of three teams in the NFL (Chiefs and Patriots) to win their division in three of the last four years (2015-16 and 2018) and have now won their division in five of the last eight seasons (2011-12, 2015-16 and 2018).

McNair hired Bill O'Brien as the third head coach of the franchise in January 2014, ushering in a new era of Texans football. In 2018, Houston earned its fourth winning season in five years under O'Brien and have now won three division titles in the last five seasons under O'Brien. No other active head coach won more division titles in their first five years.

In 2016, the Texans enjoyed the distinction of their third straight winning season for the first time in franchise history and won their second consecutive AFC South Division championship for the second time under McNair. Houston advanced to the AFC Divisional Round for the first time since 2012 and finished the year with the NFL's top-ranked defense for the first time in franchise history. The team also posted a 7-1 record at home during the regular season, which set a single-season franchise record and tied for the best home record in the NFL in 2016.

McNair's Texans won their first AFC South title in 2011 and gave Houston its first NFL playoff game in nearly 18 years with a 31-10 win against Cincinnati in the Wild Card round on January 7, 2012. Houston then claimed its second-consecutive AFC South title in 2012 and finished the regular season 12-4, matching the most regular season wins in the City of Houston's NFL history.

McNair was actively involved in NFL affairs including serving as chairman of the Finance Committee. He was also a member of the Audit, Compensation and Chairman's Committees.

HOUSTON TEXANS BY THE NUMBERS UNDER MCNAIR'S LEADERSHIP (2002-18)	
5	DIVISION TITLES ('11, '12, '15, '18)
7	WINNING SEASONS FROM 2008-2018
28	PLAYERS NAMED TO AP ALL-PRO TEAM
45	PLAYERS NAMED TO THE PRO BOWL
174	CONSECUTIVE SOLD OUT HOME GAMES



## STONERSIDE STABLE

Stonerside Stable, a major Thoroughbred horse farm in Kentucky, was also among McNair's successes. A 1,947-acre Thoroughbred horse farm and racing stable, Stonerside was home to more than 275 racehorses, broodmares, yearlings and weanlings. From its inception in 1994, Stonerside won 72 Graded Stakes races including Grade I wins in the Belmont, Breeders' Cup Mile, the Travers, the Haskell, the Hollywood Gold Cup, the Cigar Mile, the Carter, the Swaps, the Wood Memorial, the Matriarch and the Oak Leaf Stakes. Stonerside has also finished second and third in the Kentucky Derby and was the co-breeder of Fusaichi Pegasus, winner of the Derby in 2000. Stonerside has bred the winners of more than \$50 million, including the 2008 Breeders' Cup Classic winner Raven's Pass and 2008 Champion American Juvenile colt Midshipman, the winner of the Breeders' Cup Juvenile. Stonerside was named Breeder of the Year in 2007 and 2008 by Kentucky horsemen.

McNair served on the boards of the Breeders' Cup and Thoroughbred Owners and Breeders Association and was awarded the Allan Bogan Memorial Award for outstanding services to the Texas Thoroughbred Association. He was a member of the prestigious Jockey Club, which governs the sport of Thoroughbred racing. In October 2008, McNair sold Stonerside Farm and Racing Stable. The Texas Horse Racing Hall of Fame inducted Janice and Bob as members in 2019.



## THE TEXAS BOWL

As founder and chairman emeritus of the Academy Sports + Outdoors Texas Bowl, McNair revived Houston's collegiate bowl game on December 28, 2006. The game now features teams from the Big 12 and SEC conferences and boasts an average attendance of more than 70,000 fans a year, ranking fourth among all Bowls trailing only the Rose, Cotton and Peach Bowls since 2014. In 2006, McNair selected the DePelchin Children's Center as the bowl game's charitable beneficiary. DePelchin has since received more than \$1.4 million in direct financial support and millions more in promotional support from the Texas Bowl partnership.



FAITH ★ FAMILY ★ PHILANTHROPY ★ FOOTBALL

# ROBERT C. MCNAIR (1937-2018)

## AWARDS AND RECOGNITION

Janice and Bob McNair's philanthropic leadership, humanitarian efforts and impact in the community were recognized far and wide with numerous awards and honors. In 2003, the Association of Fundraising Professionals honored their namesake foundation, The Robert and Janice McNair Foundation, with their 2003 Outstanding Philanthropic Foundation Award. In November 2004, the Houston Independent School District followed with their Hall of Fame Award, and in 2008, Young Audiences of Houston bestowed their Houston Community Arts Partner Leadership Award. In 2012, the Neuhaus Education Center applauded the Foundation for 15 years of loyal support, and in May it was recognized at the Mayor's Literacy Leadership Breakfast. In 2013, during their "Hats in the Park" luncheon, the Hermann Park Conservancy honored the Foundation for supporting Centennial Gardens.

Bob McNair was the recipient of numerous awards including the Anti-Defamation League's Torch of Liberty Award, Northwood University's Outstanding Business Leader Award, the Association for Private Enterprise Education's Herman W. Lay Memorial Award, the Houston Chapter of the National Football Foundation's Distinguished American Award, the Houston Rotary Club's Distinguished Citizen Award, the South Main Center Association's City Builder Award, the Houston Advertising Federation's Annual Trailblazer Award (for significantly enhancing the overall image of Houston both locally and globally), the Sam Houston Area Council of the Boy Scouts of America Distinguished Citizen Award, the Texas Heart Institute's Denton A. Cooley Leadership Award, the Freedoms Foundation at Valley Forge National Award for Outstanding Patriotism, Responsible Citizenship and Community Involvement and the Fellowship of Christian Athletes President and Mrs. George H. W. Bush Community Impact Award.

In June 2005, Rice University's board of trustees named their 167,000-square-foot Jesse H. Jones Graduate School of Management, "Janice and Robert McNair Hall." In October 2007, Baylor College of Medicine presented their first Pink Ribbon Hero Award for Ambassadorship to the McNairs for their support of past Pink Ribbon Houses and for their commitment to fight cancer. In April 2009, the KIPP Academy honored the McNairs for their devotion in supporting the education of inner city and underprivileged youth. In May 2009, Bob McNair was named "Entrepreneur of the Decade" by the Houston Technology Center. In November, he was awarded the James A. Baker III Prize for Excellence in Leadership, an honor that recognizes nationally and internationally renowned leaders for excellence in public service and civic life. That December, McNair received the inaugural Rotary Lombardi Humanitarian Award, followed by the Houston Independent School District presenting him with their Encore for Excellence Award. In April 2010, the DePelchin Children's Center presented Janice and Bob McNair with their Kezia DePelchin Award in honor of their long-standing support of the DePelchin Children's Center.



Bob McNair was inducted into the South Carolina Athletic Hall of Fame in May 2010. In November, the Association of Fundraising Professionals presented Janice and Bob McNair with their Maurice Hirsch Award for Philanthropy, the highest recognition given to an individual or family for exceptional generosity and outstanding civic and charitable responsibility. In 2012, Rice University again honored the McNairs during the 10th anniversary of McNair Hall, and in 2013, they were the recipients of the Texas Association of Partners in Education Award for the Texas Outstanding Sports Partnership.

In 2014, the McNairs received UNICEF's inaugural Margaret Alkek Williams Humanitarian Award and Houston Baptist University's Spirit of Excellence Award. They were honored by the Houston Zoo, the Souper Bowl of Caring, and in 2011, Bob McNair was honored by the Junior Achievement of Southeast Texas as a Class of 2011 Laureate, and the JA Hall of Achievement. In September 2011, Texas Children's Cancer Center honored the McNairs as their 2011 Community Champions. In April 2012, the Escape Family Resource Center honored them as headliners for their annual **Celebrity Serve** benefit.

Bob McNair was selected as one of Texas Medical Center's 2013 Men of Distinction, and Janice and Bob McNair were Honorary Co-Chairs for Impact a Hero's 2013 Gala. They chaired the American Cancer Society's Hope Lodge Houston campaign, and were honored as Community Partner Honorees, along with the Houston Texans, at the Houston Symphony's Centennial Opening Night in September 2013. In November 2013, the McNairs were selected by the DePelchin Children's Center to serve as Honorary Event Chairs at their Children's Center Gala. In February 2014, Janice and Bob McNair received the Houston Community College's Crystal Eagle Award. In November 2015, MD Anderson and NBC's Tom Brokaw honored Bob McNair as MD Anderson's "Living Legend".

In March of 2016, Janice and Bob McNair were selected as Honorary Chairs of the Texas Children's Hospital Promise Campaign. In February 2017, the Lombardi Honors and Awards program awarded Janice and Bob McNair with their 2016 Lombardi Fellows and Humanitarians of the Year awards. In May, the Newberry College John Bachman Society presented the McNairs with their "Distinguished Members for 2017" Award. In September 2017, Rutherford County N.C., where Bob McNair grew up, inducted him into their inaugural Sports Hall of Fame class, and in 2018, McNair became the sixth recipient of the Texas Sports Hall of Fame's Lamar Hunt Lifetime Achievement Award. In 2018, the McNairs were awarded Houston Baptist University's Founders Medal, which had only been awarded one other time.

Bob McNair was a member of the Board of Trustees for numerous institutions including Rice University, Baylor College of Medicine, the Texas Heart Institute, Houston Grand Opera, the Museum of Fine Arts Houston, the Greater Houston Partnership, the Greater Houston Convention and Visitors Bureau, the Free Enterprise Institute, the Sigma Chi Foundation, the Federal Reserve Banks of Dallas and Houston, and the Young Presidents' and World Presidents' Organizations.



FAITH ★ FAMILY ★ PHILANTHROPY ★ FOOTBALL



## ROBERT C. MCNAIR (1937-2018)

ROBERT C.  
**McNAIR**  
★ 1937 - 2018 ★



### HONORING A HOUSTON LEGEND

On Nov. 26, 2018, the Texans and their fans honored Robert C. McNair's legacy before their game against the Tennessee Titans on ESPN's *Monday Night Football*. McNair passed away on Friday, November 23, 2018 at the age of 81. The Texans paid tribute to their founder in a pregame ceremony, which included a video tribute to him while the Texas A&M Singing Cadets sang "Amazing Grace." While the video was played, one side of the video board displayed the words: "Faith, Family, Philanthropy, Football." Houston also saluted McNair by wearing helmet decals in the shape of a football with white block letters bearing his initials of "RCM." The initials were also painted on both 25-yard lines.

Messages of appreciation and respect continued to pour in following McNair's death and Texans players felt a 34-17 victory over Tennessee was the perfect way to honor him.

"The one thing Mr. McNair wanted was a winner," Texans DE J.J. Watt said. "All he wanted was a winner. He wanted to win every week. He wanted a team that could win and bring a championship to this city. So to be able to win eight straight and to be able to win tonight for him was good, and we're going to try to keep doing that for him."



### CELEBRATING HIS LIFE AND LEGACY

A public celebration of life for Robert C. McNair took place at NRG Stadium on Friday, December 7, 2018. The Reverend Eric S.C. Manning, who is the Senior Pastor at Mother Emanuel A.M.E. Church in Charleston, S.C., led the welcome and invocation while the Houston Symphony and Houston Grand Opera performed the music.

Tributes were given by Former U.S. Secretary of State James A. Baker III, NFL Commissioner Roger Goodell, President of the University of South Carolina Dr. Harris Pastides and Pastor Emeritus of Memorial Drive Presbyterian Church Dr. Dave Peterson. The large guest list included Governor Greg Abbott, Gayle Benson, Michael Bidwill, Arthur Blank, Jim Crane, Senator Ted Cruz, Tilman Fertitta, Clark Hunt, Jim Irsay, Jerry Jones, Marcus Luttrell, Virginia McCaskey, Art Rooney, Amy Adams Strunk, Mayor Sylvester Turner and more.

McNair's son, Cal, released the following letter after the loss of his father. Cal serves as the Texans chairman and chief operating officer and works alongside his mother, Janice, who serves as co-founder and senior chair.

To our Texans Family:

My father was an extraordinary man. He had many interests and dabbled in countless ventures, but his life revolved around four fundamental values: faith, family, philanthropy and football. He loved God. He loved his wife; my mother, Janice, me, my brother, Cary, my sisters, Ruth and Melissa, and all of our spouses and children. He knew the value of investing in our youth and lovingly bestowed the upcoming generations with the education, resources and funds to help this great nation continue to flourish into the future. He loved football. Not even the biggest business deal could compete with the unbridled joy he got from watching 72,000 of the most passionate fans in sports cheering their favorite team to victory at NRG Stadium. He loved his Houston Texans.

While my heart aches alongside my family and the many people who knew my father, I am emboldened by the knowledge I gained from working with him for many years, and I am committed to continuing his work alongside my mother. My promise to everyone involved with the Texans - our coaches, players, staff, fans, partners and our community, is to soldier on with the same vision my dad possessed when he returned professional football to our great city on that momentous day in October 1999: win championships, create memorable experiences and do great things for Houston.

A man as accomplished as my father saw few dreams go unrealized in his lifetime, but I know he would have traded a great many of them to bring a Lombardi Trophy to Houston. He so deeply longed to earn a Super Bowl title for Houston as the ultimate reciprocation for the love and fulfillment this community showed him over the years. It's with great humility that we now build off the foundation laid by him in relentless pursuit of that day when his full vision is realized. To get there we will be steadfast in our devotion to you, our loyal supporters, and bettering the Houston community that means so much to my family. Nothing is more imperative to me.

My family and I would like to express our sincerest gratitude for the prayers and uplifting messages we've received over the past few days. In times of sorrow it's often difficult to look forward, but through God and buoyed by the memories of my father, I can say with great clarity and conviction that the best days are ahead for the Texans and the City of Houston.

D. Cal McNair  
Chairman and Chief Operating Officer

FAITH ★ FAMILY ★ PHILANTHROPY ★ FOOTBALL



## JANICE S. McNAIR

### CO-FOUNDER AND SENIOR CHAIR



Janice Suber McNair is co-founder and senior chair of the Houston Texans and serves as senior chair of McNair Interests, a private investment and management company headquartered in Houston, Texas.

Since moving to Houston in the 1960s with her husband, Texans Founder, Senior Chairman and Chief Executive Officer Robert C. “Bob” McNair, she has reared four children and embarked on a lifelong career of giving back to the community, encouraging individuals to achieve their goals and creating opportunities for others. The McNairs have been champions of philanthropy for decades, giving generously to deserving causes while making education and medical research the cornerstones of their charitable giving. Contributions are made through The Robert and Janice McNair Foundation and the Houston Texans Foundation in Houston, and The Robert and Janice McNair Educational Foundation in Forest City, N.C. To date, they have contributed more than \$500 million to charity.

McNair, a graduate of Columbia College in Columbia, S.C., shares her husband’s vision and passion for helping others. Their philanthropy supports programs helping students succeed in learning, reading, good character, arts and education beyond high school. The McNairs have funded scholarships and created McNair Scholars programs at their alma maters, Columbia College and the University of South Carolina.

With the inception of the Houston Texans in 2002 and a strong core value to do great things for Houston, the McNairs started the Houston Texans Foundation. The mission of the foundation is to be Champions for Youth. Since 2002, more than \$30 million has been raised through annual fundraising events, disaster response programs, United Way campaigns and partnerships with nonprofit organizations. The Texans Foundation has aligned with three strategic community partners; the Houston Texans YMCA, Boys & Girls Clubs of Greater Houston and the Houston Food Bank.

In 2007, they established the McNair Medical Institute and provided a \$100 million transformational gift to Baylor College of Medicine in Houston. The McNair Scholars program soon followed to recruit and deploy world-class physicians and research scientists in the fields of Type 1 diabetes, cancer and neurosciences. In addition to Baylor College of Medicine, McNair Scholars are located across Houston’s acclaimed Texas Medical Center including MD Anderson, The Menninger Clinic, Texas Children’s Hospital and the Texas Heart Institute.

In 2015, the McNairs began establishing McNair Centers for Entrepreneurism and Free Enterprise at Rice University’s Baker Institute for Public Policy, the University of St. Thomas Houston, Houston Baptist University, the University of South Carolina, Northwood University in Midland, Mich. and Columbia College in Columbia, S.C.

Many organizations have benefitted from the generosity of the McNairs. Major capital projects include the Janice and Robert McNair Hall at Rice University, the McNair Asian Elephant Habitat at the Houston Zoo, McNair Hall and Plaza at Houston Baptist University and a memorial in recognition

of the Mother Emanuel Nine at Mother Emanuel AME Church in Charleston, S.C. The McNairs’ love of community is evident throughout the City of Houston and includes the jogging trail at Discovery Green, Pro-Vision Inc.’s Urban Farm, the United Way 2-1-1 Center, Museum of Fine Arts Houston and Houston Parks Bayou Greenways 2020. When Hurricane Harvey hit the Houston area in 2017, the McNairs stepped forward immediately and gave \$3 million to the United Way of Greater Houston for relief efforts and helped restore the Houston Grand Opera.

McNair has been a strong proponent of the arts, serving as a trustee of the Museum of Fine Arts Houston and supporting the Houston Grand Opera and the Houston Symphony. Her vision for a Houston Independent School District (HISD) Fine Arts Initiative helped create a model program for the nation which earned HISD a U.S. Department of Education Grant and for which she received the 2008 Young Audiences Houston Community Arts Partner Leadership Award.

McNair also was honored for her compassion for at-risk children with the 2009 Angel of Hope Award by Child Advocates. In 2010, the DePelchin Children’s Center presented Janice and Bob McNair with their Kezia DePelchin Award in honor of their long-standing support of the DePelchin Children’s Center. Also, the Association of Fundraising Professionals presented them with their Maurice Hirsch Award for Philanthropy, the highest recognition given to an individual or family for exceptional generosity and outstanding civic and charitable responsibility. The next year, Texas Children’s Cancer Center honored the McNairs as their 2011 Community Champions.

In 2014, Janice and Bob McNair were honored by the Houston Community College Foundation with their Crystal Eagle Award, by UNICEF with their Inaugural Margaret Alkek Williams Humanitarian Award, by the Houston Zoo at their “Feed Your Wild Life” Gala and by Houston Baptist University with their President’s Award.

The Lombardi Honors and Awards program awarded Janice and Bob McNair with their 2016 Lombardi Fellows and Humanitarians of the Year awards. Newberry College’s John Bachman Society presented the McNairs with their “Distinguished Members for 2017” award. She and Bob most recently chaired the American Cancer Society’s “Hope Lodge Houston” capital campaign and co-chaired Texas Children’s Hospital’s “Promise Campaign.” In November 2018, they received Houston Baptist University’s Founders Medal, which had only been awarded one other time. The McNairs will be inducted into the Texas Horse Racing Hall of Fame in 2019.

McNair has four adult children, sixteen grandchildren and three great grandchildren. She grew up in Orangeburg, S.C., was active in sports, choir and student government, and was elected vice president of the student council at Orangeburg High School, president of the South Carolina Association of Student Councils and governor of the South Carolina Girls’ State. She attended Columbia College in Columbia, S.C. and later received an honorary doctorate from her school. McNair is a longtime breast cancer survivor.





## D. CAL McNAIR

### CHAIRMAN AND CHIEF EXECUTIVE OFFICER



D. Cal McNair is the chairman and chief executive officer of the Houston Texans. McNair was named chairman in July 2018 after serving as vice chairman since 2008. He assumed the role of chief executive officer in January 2019 after serving as chief operating officer from 2012-18. McNair also serves as the vice chairman of Palmetto Partners, Ltd., the private equity investing arm of McNair Interests, and has been a limited partner of the Texans since 2001.

McNair, who has been actively involved with the football operations of the Texans franchise since its inception, attends NFL meetings as part of team management and serves on the NFL Investment Committee and Audit Committee. He has been part of the Texans' search committee in several key hires throughout franchise history, including Head Coach Bill O'Brien in 2014, former Executive Vice President of Football Operations and General Manager Rick Smith in 2006, former Head Coach Gary Kubiak in 2006 and former Defensive Coordinator Wade Phillips in 2011.

Houston joined the Chiefs and Patriots as the only teams in the NFL to win their division in three of the last four years (2015-16 and 2018) and have now won their division in five of the last eight seasons (2011-12, 2015-16 and 2018).

The Texans captured an AFC South title in 2018 after finishing the regular season 11-5, which marked the second-most wins in a season in franchise history and the first season with double-digit wins since 2012. Houston became the first team to start a season 0-3 and win a division title since 1992 and won a franchise-record nine consecutive games in Weeks 4-13, which made them the first team in NFL history to win nine straight games after starting 0-3. The Texans earned their fourth winning season in five years under Head Coach Bill O'Brien and have now won three division titles in the last five seasons under O'Brien. No other active head coach won more division titles in their first five years.

In 2016, the Texans put together their third-straight winning season (2014-16) for the first time in franchise history and captured back-to-back AFC South Division championships (2015-16) for the second time. Houston advanced to the AFC Divisional Round for the first time since 2012 and finished the year with the NFL's top-ranked defense for the first time in franchise history. The team also posted a 7-1 record at home during the regular season, which set a single-season franchise record and tied for the best home record in the NFL.

The 2015 season saw Houston clinch its third AFC South Division title in franchise history and first since 2012. The Texans also became the only NFL team since 1950 to make the playoffs with four different starting quarterbacks winning a game during the regular season and had a defense that finished third in the NFL in total yards (310.2) and passing yards (210.4) allowed per game.

In 2014, O'Brien led the team to a 9-7 record in his first year as the franchise's head coach. Houston's seven-win improvement under O'Brien led the NFL and made the Texans the sixth team since 1978 to post a winning season following a season in which it won two-or-less games.

O'Brien finished second in the Associated Press NFL Coach of the Year voting in 2014.

After getting hired in 2006, Smith and Kubiak worked together to build the franchise's first two AFC South championship teams in 2011 and 2012. The hiring of Phillips, who was named the 2011 Pro Football Writers Association Assistant Coach of the Year, helped bring about the third-largest defensive turnaround in modern NFL history from 2010-11 and played a major role in the franchise's first-ever playoff berth.

Prior to 2001, McNair worked at Cogen Technologies for 11 years. In 1987, he was hired as one of the company's first employees. After beginning his tenure with Cogen, McNair helped oversee the construction of several major power plants in the eastern United States, managing those assets in the areas of financial analysis and project management.

McNair is a member of the board of trustees of the Robert and Janice McNair Foundation as well as the Robert and Janice McNair Educational Foundation. The Houston Texans Foundation, whose mission is to be "Champions for Youth," has donated more than \$32 million since its inception in 2002 through annual fundraising events, disaster response programs, the team's United Way campaign and partnerships with nonprofit organizations on gameday. In May of 2019, the Houston Texans Foundation and the McNair Family hosted the first-ever Champions for Youth Dinner at Steak 48 raising nearly \$190,000 for the foundation.

McNair is a director and vice president of the Houston Texans Foundation, a member of the United Way's prestigious Alexis de Tocqueville Society and a current or past member of the Amegy Bank Advisory Board, the University of Texas Chancellor's Council, the Council of Overseers at Rice University's Jones Graduate School of Business, Houston Zoo Board, the Fort Worth Zoo Board and the All Saints' Episcopal School Board in Fort Worth.

McNair and his wife, Hannah, are involved in and support many charities and philanthropic efforts including the YMCA, Boys & Girls Clubs of America, Houston Food Bank, United Way, DePelchin Children's Center, Project 88, Bo's Place, The Holocaust Museum, Child Advocates, The Brookwood Community, The Mission of Yahweh, March of Dimes, American Cancer Society, MD Anderson, Lone Survivor Foundation, USO, Star Of Hope, Barbara Bush Houston Literacy Foundation, Houston Police Foundation, Candlelighters Childhood Cancer Family Alliance, Houston Livestock Show and Rodeo, Texas Children's Hospital, United States Fund For UNICEF, Houston Methodist Hospital, Houston Area Women's Center, The Children's Assessment Center, Impact A Hero, Freedom Place, Big Brothers Big Sisters and more.

McNair attended The University of Texas at Austin, where he was a four-year member of the Longhorn football team. He earned a Master's of Business Administration degree from the Rice University Jesse H. Jones Graduate School of Management.

Born in Houston, McNair attended Cypress-Fairbanks High School. He has seven children: Devon, Raelyn, Vivian, Robert, Calhoun, Michael and Hunter Grace. He resides in Houston with Hannah.





**JAMEY ROOTES**  
PRESIDENT



Jamey Rootes has been one of Houston's leading executives for more than two decades. He currently serves as President of the Houston Texans and is responsible for all business functions of the club. Since joining the Texans, Rootes has overseen the team's efforts to secure stadium-naming rights and sponsorship, coordinated radio and TV broadcasting relationships, engineered the club's successful ticket and suite sales campaigns, led the creation and launch of the team's identity and developed the team's highly acclaimed customer service strategy.

Under Rootes' leadership, the Texans have earned many distinctions, including numerous "Crystal Awards" for marketing excellence. J.D. Power & Associates recognized the team for providing the best fan experience in the NFL and even featured the Texans as a service success story in their book entitled "Satisfaction." The Texans were also recognized with SportsBusiness Journal's PRISM Award, which is given annually to the top major professional sports team based on business excellence criteria. In 2018, the Texans extended their sellout streak to 174 consecutive home games – a Houston NFL record and a testament to the quality of service and entertainment provided by the organization on gameday. As a result, the Texans have consistently been recognized as one of the most valuable professional sports franchises both in the NFL and globally, as measured by a variety of business publications.

He also serves as President of Lone Star Sports & Entertainment (LSSE), a sports management agency associated with the Texans. LSSE has been a catalyst for some of Houston's most significant sporting events. LSSE created and now manages the Academy Sports + Outdoors Texas Bowl, Houston's annual college football bowl game, and an annual college football game, the AdvoCare Texas Kickoff. In addition to college football games, Rootes also oversees the production of many soccer games put on by LSSE such as COPA America in 2016, the Manchester Derby in 2017 and an International Champions Cup match between Real Madrid and Bayern Munich in 2019.

SportsBusiness Journal twice selected Rootes as a member of its distinguished "Forty Under 40" list of leading sports executives, and in 2014 Rootes was named a finalist for Executive of the Year by the Stadium Business Awards. In 2016, he was selected as the first-ever Houston Business Journal's Business Person of the Year after serving as chairman of the Greater Houston Partnership. Rootes served on the Super Bowl

Host Committees in 2004 and 2017 and was also appointed deputy chairman of two public boards for Super Bowl LI. Rootes led the efforts in securing the Texans appearance on Monday Night Football in Mexico for the first time in NFL history and elevated Houston's visibility on an international scale.

As the Board Chairman of the United Way of Greater Houston and a board member of the Greater Houston Partnership, Rootes maintains an active role in the community. He also oversees the activities of the Houston Texans Foundation, whose mission is to be "Champions for Youth," which has donated more than \$32 million since its inception in 2002 through annual fundraising events, disaster response programs, the team's United Way campaign and partnerships with nonprofit organizations on gameday. Following the devastation of Hurricane Harvey, Rootes worked with the league office, NFL teams, the United Way and others to raise funds for those affected by the storms. In total, all NFL-related entities donated over \$50 million for Hurricane Harvey relief and recovery along the Texas Gulf Coast.

Prior to joining the Texans, Rootes helped to launch Major League Soccer as the president and general manager of the Columbus Crew. During his tenure, the Crew was consistently among the league's strongest teams both on and off the field, and Rootes was recognized as MLS's Executive of the Year in 1996 and Marketing Executive of the Year in 1999. Rootes helped lead the construction of Crew Stadium in 1999, which was the first stadium of its type in the United States. This facility earned distinction as America's Foremost Sports Facility of the Year and led to the development of numerous soccer-specific stadiums across the United States over the past decade, including BBVA Compass Stadium in Houston.

A native of Stone Mountain, Ga., Rootes graduated Cum Laude from Clemson University's Calhoun Honors College. While attending Clemson, Rootes was a member of the Tigers' soccer team that captured two NCAA titles and he served as Student Body President. While earning a Master's of Business Administration (MBA) with honors at Indiana University, he served as an assistant soccer coach for the Hoosiers. Rootes previously held positions at IBM and Procter & Gamble before entering sports. He lives in West University with his wife, Melissa, and their children, Chris and Caroline.



**JACK EASTERBY**  
EXECUTIVE VICE PRESIDENT, TEAM DEVELOPMENT



Jack Easterby joined the Houston Texans as executive vice president of team development in April 2019. In his role, Easterby provides leadership for Football Operations as well as directing the overall culture of the organization.

Easterby came to Houston after serving as team development director/character coach for the New England Patriots from 2013-18, where he was a part of winning Super Bowls XLIV, LI and LII. He was also the team chaplain for the Kansas City Chiefs from 2011-12.

Easterby has served as a team/athlete development consultant for multiple NBA teams, USA Basketball, several other Olympic teams and has mentored numerous PGA tour players as well as Major League Baseball players.

Easterby gained his first NFL experience in 2005 with the Jacksonville Jaguars as the assistant director of football operations. He became the character coach for the University of South Carolina Athletic Department from 2006-10, where he implemented team/program-building for all Olympic sports, assisted in both academic and spiritual accountability initiatives, and served as a keynote speaker for multiple church and community events.

The Columbia, S.C. native graduated from Newberry College, where he captained the basketball and golf teams to historic seasons from 2001-05. As a senior, Easterby was named Scholar Athlete of the Year by both Newberry College and the South Atlantic Conference as well as receiving the SAC Male Athlete Character Award.

Easterby and his wife, Holly, have two daughters, Houston and Harriet.



**SUZIE THOMAS**  
EXECUTIVE VICE PRESIDENT AND CHIEF LEGAL AND  
ADMINISTRATIVE OFFICER



Suzie Thomas joined the Houston Texans and McNair Interests in March 2000. She currently oversees the legal, human resources, risk management and business administration functions for the Texans.

Thomas previously served as General Counsel and Chief Administrative Officer for McNair Interests in addition to holding these roles at the Texans. Prior to that, Thomas served as General Counsel and Vice President of Human Resources of Corporate Brand Foods America, Inc., a meat processing business that was subsequently purchased by Tyson Foods. Prior to CBFA, Thomas spent 16 years at Weatherford International Inc., an international energy service and manufacturing company, including the last 12 years as senior vice president and general counsel. She started her legal career as an associate attorney at Baker Botts L.L.P. in Houston.

Thomas earned her law degree from the University of Houston's Bates College of Law and her undergraduate degree in Spanish from the University of Texas. She is a member of the State Bar of Texas and also serves on the Board of Directors of Child Advocates, Inc.

Thomas resides in Houston.



### **JENNIFER DAVENPORT**

#### **SENIOR VICE PRESIDENT, MARKETING AND COMMUNITY DEVELOPMENT**



Jennifer Davenport joined the Houston Texans in December 2010. As senior vice president of marketing and community development, Davenport administers and monitors usage of the Texans brand and all related advertising, creative and design work. She also oversees all gameday entertainment, community development, the Houston Texans Foundation, youth football initiatives, targeted fan development, merchandise sales and regional brand growth, including broadcast partnerships.

Since joining the Texans, Davenport has helped the organization earn such prestigious awards as the Pop Warner Team of the Year (2018), AMA Crystal Award for Best In-House Newsletter (2019), Best Direct Mailer: Two Dimensional, Single Item (2019), Best Annual Report (2017), Best Logo Design (2017), Best Special Event Marketing (2016), Best Social Responsibility Campaign (2015), AMA Houston Marketer of the Year (2014) and more.

Davenport came to the Texans from the NBA's Houston Rockets and Toyota Center, where she served as marketing manager from May 2006 to November 2010. With the Rockets, Davenport oversaw advertising, grassroots promotions, fan development and non-sports publicity as well as all aspects of marketing for third party events and concerts at Toyota Center. Prior to her time with the Rockets, Davenport was the marketing director for 96.7 KISS FM (KHFI) and AM 1300 The Zone (KVET AM) at Clear Channel Radio in Austin, Texas.

Davenport is a member of the YMCA of Greater Houston Board of Directors, Houston Methodist Hospital's Brain and Bone Collaborative and the Discovery Green Conservancy Marketing Committee. A graduate of the Center for Houston's Future Leadership Forum, Davenport is also a founding board member of Houston's Women In Sports and Events (WISE) chapter. She was a lead executive for the Super Bowl LI Host Committee and was named to the Houston Business Journal's "Forty Under 40" in 2017.

A native of Crosby, Texas, Davenport graduated from Stephen F. Austin State University. She resides in Houston with her husband, John Dabkowski.



### **GREG GRISSOM**

#### **SENIOR VICE PRESIDENT, CORPORATE DEVELOPMENT**



Greg Grissom was named senior vice president of corporate development in April 2017, but has been a part of the team's business operations staff since its inaugural 2002 season. He joined the Texans as a corporate sales manager before being promoted to director of corporate development in 2006 and then senior director of corporate development in May 2011. He was named vice president of corporate development in April 2012.

Grissom oversees the Texans' corporate partnerships, sales of all related media properties, Texans Luxe sales and partnership marketing services. Since 2012, the Texans franchise has seen landmark expansion from HoustonTexans.com to Texans Radio and Texans TV digital platforms, creating a wealth of new opportunities for sponsors and fans of the team.

He has over two decades of experience in sports sponsorship sales, planning, execution and event marketing. Before joining the Texans, Grissom worked for Enron Corp. as a sports marketing specialist and spent more than four years with the Houston Astros as an account services manager and later as the club's promotions coordinator.

Grissom represents the Texans on the Board of Directors of the Houston Food Bank. A native of Austin, he attended Baylor University. He lives in Houston with his wife, Jamie, their daughter, Campbell, and son, Sam.





## MARILAN LOGAN

SENIOR VICE PRESIDENT, CHIEF FINANCIAL OFFICER  
AND TREASURER



Marilan Logan is in her 20th year with the Houston Texans and serves as the franchise's senior vice president, chief financial officer and treasurer, managing all aspects of financial matters and payroll services for the Texans, Houston Texans Foundation and Lone Star Sports & Entertainment.

Logan came to the Texans after serving as controller/treasurer for the Houston Aeros Hockey Club, Aerodromes Ice Rinks and the Houston Aeros Foundation for two seasons.

Prior to joining the Houston Aeros, Logan was the controller for the Houston Oilers (now Tennessee Titans) from 1978-97. Her responsibilities included accounting for player contracts, maintaining the club's financial records, managing payroll/benefit services and aiding club management with special projects. Prior to the Oilers, she was a cost accounting specialist for Reed Tool Company.

Having spent almost 40 years within the professional sports world, Logan is considered a seasoned veteran. She has been highlighted in Forbes as one of the NFL's female financial scorekeepers and in the Houston Chronicle as a woman holding a key position in Houston sports. She is also a member of Women in Sports and Events (WISE), the leading voice and resource for professional women in the business of sports.

Marilan and her husband, Rick, have a daughter, Sandy; two sons, Jeff and Roy; and two grandsons, Kyle and Todd. The couple resides in Humble, Texas.



## CHRIS OLSEN

SENIOR VICE PRESIDENT, FOOTBALL  
ADMINISTRATION



Chris Olsen is in his 13th season with the Houston Texans and second as senior vice president of football administration after spending the previous eight years as the vice president of football administration. Olsen's primary responsibility with the Texans is negotiating player contracts and managing the salary cap.

Prior to joining the Texans' staff, Olsen spent 13 years working at the National Football League office in New York. Olsen served as the manager of labor operations with the NFL Management Council from 1999-2006, where he was responsible for reviewing and analyzing player contracts to ensure teams were in compliance with the Collective Bargaining Agreement (CBA) and salary cap, and provided assistance to club executives pertaining to player-related areas of the CBA. He also served as a League liaison to the NFL Players Association regarding player contract matters, while working as a national game representative and instant replay communicator.

Olsen began his tenure with the NFL in 1994 as an analyst in the player personnel department. He was promoted to coordinator in 1998 and became responsible for all facets of the player petition process on special eligibility for the NFL Draft (underclassman prospects), including coordinating player evaluations for the College Advisory Committee. He produced annual reports for the Competition Committee and reviewed player contracts to ensure their compliance with the NFL's Constitution and Bylaws.

Olsen began working in professional sports during his senior year in college with the Springfield Indians Hockey Club of the AHL in 1989-90, where he served as a public relations/marketing intern. After spending a brief time working for Ark-Asset Management Company, a financial services firm in New York City, he continued his sports career in 1992 while in graduate school by serving as a public relations/marketing intern for the Hartford Whalers of the NHL. Prior to joining the NFL, he worked for the New Jersey State Golf Association.

Olsen is a native of Little Silver, N.J. He earned his degree in business administration from Western New England University in 1990 and earned a master's degree in sports management from Springfield College in 1997. Olsen and his wife, Kim, reside in Houston.



### **JOHN SCHRIEVER**

#### **SENIOR VICE PRESIDENT, TICKETING AND EVENT MANAGEMENT**



John Schriever is in his 20th year with the Texans and his 35th in the professional sports industry. Schriever has been part of the sales and service of more than 44 million tickets to sporting events during his career. He started with the Texans in July 2000 as director of ticket operations and was promoted to vice president, ticketing and event management in July 2003, and senior vice president, ticketing and event services in June 2011. Schriever oversees all aspects of ticketing and event services for the Texans and Lone Star Sports and Entertainment.

Schriever began his sports business career with the Texas Rangers Baseball Club in 1984 as a season ticket sales intern. He became a full-time staff member in the spring of 1985 and was promoted to director of ticket operations prior to the 1989 season. The Rangers underwent a variety of changes during Schriever's 12-year tenure with the franchise: the team was purchased by an ownership group headed by George W. Bush, acquired pitcher Nolan Ryan, closed Arlington Stadium, opened The Ballpark in Arlington and hosted the 1995 Major League Baseball All-Star Game.

During the summer of 1996, Schriever worked with the Atlanta Committee for the Olympic Games at the Summer Olympics. He worked in ticketing as a customer service manager at Fulton County Stadium and Olympic Stadium.

Following the Olympic Games, Schriever joined Texas Motor Speedway in Fort Worth, Texas as director of tickets. He was part of the management staff that opened the Speedway in the spring of 1997 to a debut crowd of more than 200,000 for its inaugural Winston Cup race.

Schriever is a graduate of Stephen F. Austin State University, where he earned a degree in business management. He and his wife, Dana, have two children, Nicholas and Sarah.



### **GREG KONDRITZ**

#### **VICE PRESIDENT AND GENERAL COUNSEL**



Greg Kondritz enters his 16th season with the Houston Texans and first as vice president and general counsel after serving as the associate general counsel for two years. Kondritz advises the organization on a wide variety of legal matters, including contracts, trademark matters and compliance with NFL rules and regulations.

Prior to joining the Texans in June 2004, Kondritz practiced corporate and securities law for Fulbright & Jaworski L.L.P. in Houston, where he was a senior associate in the Corporate, Banking & Business section. Kondritz attended the NFL's management program at the Stanford University Graduate School of Business in June 2006. He also served as an adjunct professor of Sports Law at Houston Baptist University and a guest lecturer at a sports law program in Madrid, Spain.

Kondritz earned his bachelor's degree in finance from Murray State University in 1996 and a law degree from Vanderbilt University School of Law in 1999. Kondritz also served as a notes editor on the Vanderbilt Law Review.

Originally from West Frankfort, Ill., Kondritz and his wife, Alison, live in Houston with their three kids, Jack, Katie and Rowan.



**AMY PALCIC**  
VICE PRESIDENT, COMMUNICATIONS



Amy Palcic joined the Houston Texans in June 2013. As vice president of communications, Palcic serves as the chief spokesperson and leads the public relations, football communications and corporate communications efforts for the Texans and handles all relationship management with the NFL's billion-dollar network TV partners. In February 2016, Palcic was promoted from director of corporate communications to director of communications and was elevated to vice president of communications in April 2018.

Palcic's team was selected as co-winners of the 2017 Pete Rozelle Award, recognizing the top NFL public relations team by the Professional Football Writers of America. She was the first director to win the award in their first year as well as the first female director to win the award. Palcic also was named one of PR News' Top Women in PR in 2017.

Palcic joined the Texans after spending time as the vice president of public affairs for George Faine Enterprises (GFE), where she founded and developed a partnership between the NFL and University of Notre Dame to make Notre Dame the fifth school to educate athletes as part of the NFL Business Management and Entrepreneurial program. Prior to GFE, Palcic spent three years as the director of marketing and public relations at Premier Sports & Entertainment, an entertainment agency in Los Angeles, where she managed talent, pitched new business ideas, produced large-scale charity events, negotiated marketing and sponsorship deals for celebrity clients and served as an outside publicist to corporate partners. Palcic began her career in the National Football League with the Cleveland Browns as the director of communications for 10 years.

Palcic is a member of the Boys & Girls Club of Greater Houston Board of Directors and is a member of the Women In Sports and Entertainment (WISE) chapter in Houston. In 2006, Palcic attended Stanford University Executive Education Graduate School of Business and was selected as one of the "up-and-coming NFL Executives." She continued her education in May 2013 when she attended Rollins College Philanthropy Center and studied Development and Fundraising. She is a graduate of Auburn University.



**JEFF SCHMITZ**  
VICE PRESIDENT AND CHIEF INFORMATION OFFICER



Jeff Schmitz is entering his 18th season with the Houston Texans in 2019 and currently serves as vice president and chief information officer.

Schmitz, who joined McNair Interests in March 1997, held positions in the treasury and accounting departments before moving into the IT department as manager of information technology in 2001.

Schmitz is responsible for leading all facets of technology for the Houston Texans, including infrastructure, information systems, development, information security and support. During his tenure, Schmitz has led teams responsible for stadium infrastructure design, data center design, voice and data service, unified communication, information security, compliance and software implementations.

Schmitz earned a bachelor's degree in business administration in accounting from Pittsburg State University in Kansas. He lives in Missouri City with his wife, Leslie, and their daughters, Courtney and Hannah.





### **MARC VANDERMEER**

#### **VICE PRESIDENT, BROADCASTING AND PLAY-BY-PLAY VOICE**



Marc Vandermeer has been a team fixture since it began play in 2002, calling every snap the Houston Texans have ever taken as the team's play-by-play announcer. Vandermeer officially joined the Texans as the director of radio broadcasting in June 2012 and was promoted to senior director of broadcasting in June 2013 before being named vice president of broadcasting in 2016.

In his role, Vandermeer serves as the "Voice of the Texans" and oversees the programs and content on HoustonTexans.com, Texans Radio on the flagship station KILT SportsRadio 610 AM and Texans television programming on ABC-13/KTRK, KPRC and Fox Sports Southwest. He was also co-host of the morning drive show for SportsRadio 610 until May 2012. Since the Texans began play, Vandermeer is the only current team employee to attend every single game in franchise history.

Vandermeer came to the Texans following a successful three-year run as the play-by-play voice for the Miami Hurricanes on 560 WQAM. He called the action for the Hurricanes' football and baseball national championship teams in 2001, hosted the athletic program's weekly show, Hurricane Hotline, and filled in on the WQAM Morning Show.

From 1995-99, Vandermeer was the play-by-play voice for the UMass Minutemen and served as the UMass Radio Network Director for WHMP AM/FM. He was promoted to station manager his final year with WHMP.

Vandermeer has called NCAA Basketball Tournament games for Westwood One Radio and was the play-by-play voice for Central Michigan University from 1992-95. He also serves on the Junior Achievement Board of Directors.

The Boston University alumnus and his wife, Corinne, have two sons, Luke and Liam.

## TEXANS LIMITED PARTNERS



**Kirbyjon H. Caldwell**  
*Senior Pastor*  
Windsor Village United  
Methodist Church



**Mary Anne Dingus**  
*Chairman*  
Dingus Investments



**Charles W. Duncan III**  
*President*  
Duncan Interests



**Harry Gee Jr.**  
*Principal*  
Law Offices of Harry Gee and  
Associates, PLLC, Board Cer-  
tified Immigration & Nationality  
Law



**E. Javier Loya**  
*Chairman and CEO*  
OTC Global Holdings



**Kay M. Onstead**  
*President*  
Onstead Holdings, LLC



**Gary R. Petersen**  
*Partner*  
EnCap Investments, L.P.



**Fayez Sarofim**  
*President and  
Chairman of the Board*  
Fayez Sarofim & Co.



**Joseph W. Sutton**  
*Chairman and CEO*  
Sutton Ventures Group,  
LLC





TASTE THE FEELING®

Proud partner  
of the  
HOUSTON TEXANS







**HOUSTON**  
**TEXANS**

**COACHING STAFF**



# BILL O'BRIEN

## HEAD COACH

6TH SEASON WITH TEXANS / 11TH NFL SEASON



Bill O'Brien was named the third head coach in Houston Texans history on Jan. 3, 2014 and received a four-year contract extension on Jan. 13, 2018. He is in his sixth season with the Texans and has 27 years of collegiate and NFL coaching experience.

In 2018, the Texans captured an AFC South title with an 11-5 record, which marked the second-most wins in a season in franchise history and the first season with double-digit wins since 2012. Houston became the first team to start 0-3 and win a division title since 1992 and won a franchise-record nine consecutive games in Weeks 4-13, which made it the first team in NFL history to win nine straight games after starting 0-3.

The Texans joined the Kansas City Chiefs and New England Patriots as the only teams in the NFL to win their division in three of the last four years and have now won their division in five of the last eight seasons (2011-12, 2015-16 and 2018). O'Brien's three division titles are tied for the most by any active head coach in their first five years and his 42 career victories stand as the most by any head coach in franchise history through their first five years.

Under O'Brien (2014-19), the Texans are 32-2 when leading at halftime of a regular season game. Houston's 94.12 winning percentage when leading at halftime is the best in the NFL over that span. Since 2014, the Texans also rank second in the NFL in third-down defense with a 35.3 opponent third-down percentage.

The Texans' six home wins and five road wins in 2018 each tied for the second-most in a season in team history. Houston allowed just 19.8 points per game in 2018, including an NFL-best 17.3 points per game from Weeks 5-17. The Texans had a turnover differential of plus-13, which set a single-season franchise record, led the AFC and ranked second in the NFL. They also led the AFC and ranked second in the NFL in points off turnovers with 111 total points scored off their 29 takeaways (15 interceptions, 14 fumble recoveries) while committing the fewest turnovers (16) in a single season in team history. Additionally, Houston led the NFL in opponent rushing average, allowing just 3.44 yards per carry, and in comeback wins with nine total.

The Texans had six players named to the Pro Bowl in 2018: DE/OLB Jadeveon Clowney, WR DeAndre Hopkins, ILB Benardrick McKinney, RB Lamar Miller, QB Deshaun Watson and DE J.J. Watt. Hopkins and Watt were also named to the Associated Press NFL All-Pro First Team. Hopkins finished the season with a single-season career-high 115 receptions for a single-season career-high 1,572 yards (13.7 avg.) and 11 touchdowns. Watt compiled 61 total tackles, 16.0 sacks, 25 quarterback hits, 18 tackles for loss, four passes defended and seven forced fumbles while Watson became the first player to record at least 4,000 passing yards, 25 passing touchdowns, 500 rushing yards and five rushing touchdowns in a single season in NFL history.

Under O'Brien's tutelage in 2017, Watson put together a historic season despite playing in just seven games before sustaining a season-ending injury. He set NFL records for most passing touchdowns (19) through a player's first seven career games in NFL history and most passing touchdowns (18, Weeks 3-8) by a rookie over any five-game span in NFL

history. At the time of his injury, the Texans featured the league's highest-scoring offense (30.7 points per game). Additionally, Hopkins was named to the AP NFL All-Pro First Team after posting 96 receptions for 1,378 yards and a franchise-record 13 touchdowns in 2017, making him one of 14 players in NFL history to post those numbers in a season and the third-youngest ever to do so.

The Texans scored 30-or-more points six times in 2017, which tied the franchise record for the most games with 30-or-more points in a season (2012). In Week 4 vs. Tennessee, the Texans scored the most points in a game in franchise history with 57 and scored a team-record seven touchdowns. Houston won by the largest margin of victory in Texans history with a 43-point win and won by the largest point differential of any divisional matchup in AFC South history.

In his first three years (2014-16), O'Brien led the Texans to three straight winning seasons for the first time in franchise history and back-to-back AFC South division championships. He became just the 14th coach since 1978 to begin his NFL head coaching career with three consecutive winning seasons.

In 2016, the Texans defeated the Oakland Raiders in the AFC Wild Card Round and advanced to the Divisional Round for the first time since 2012. The Texans finished the season with the NFL's top-ranked defense for the first time in franchise history, surrendering an average of only 301.3 total net yards per game. The team also posted a 7-1 record at home during the regular season, which set a single-season franchise record and tied for the best home record in the NFL.

In 2015, Houston became the first NFL team since 1950 to make the playoffs with four different starting quarterbacks winning a game during the regular season when they won the AFC South division championship for the first time since 2012. Houston set franchise single-season records for sacks (45) and opponent third-down percentage (28.5), which also was the lowest mark by any NFL team since the 2003 Tennessee Titans (27.7). DE J.J. Watt won his third Associated Press NFL Defensive Player of the Year award after leading the league with 17.5 sacks, 50 quarterback hits and 29 tackles for loss.

In 2014, O'Brien's first year as the franchise's head coach, Houston's seven-win improvement from 2013 led the NFL and made the Texans the sixth team since 1978 to post a winning season following a season in which it won two or less games. The Texans just missed the playoffs as the last team out in the AFC and O'Brien finished second in AP NFL Coach of the Year voting to former Arizona Cardinals Head Coach Bruce Arians.

O'Brien earned his first victory as head coach of the Texans with a 17-6 season-opening win against Washington at NRG Stadium, ending Houston's 14-game losing streak in the process. Following a bye in Week 10, Houston went 5-2 with three different starting quarterbacks leading the Texans to wins down the stretch. The Texans also led the NFL in takeaways with a franchise-record 34 and became just the third team in the last 20 years to lead the league in takeaways after finishing last the year before.



## COACHING STAFF

Prior to joining the Texans, O'Brien, a Brown University alum, took on one of the tallest tasks in college football history when he was named head coach at Penn State on Jan. 6, 2012. He spent two years leading the program through one of the greatest periods of strife any major college has endured, garnering national and conference coach-of-the-year awards in the process. In addition to replacing Joe Paterno, the all-time winningest head coach in NCAA Football Bowl Subdivision history, O'Brien had to guide PSU through heavy scholarship reductions, a four-year postseason ban, an open transfer policy and the public aftermath of a devastating scandal that threatened the football program's storied existence.

Although odds of success were low, Penn State won eight of its final 10 games to finish the 2012 season with an 8-4 record. O'Brien, who also served as offensive coordinator for the Nittany Lions, was named the Bear Bryant, Maxwell Football Club and ESPN National Coach of the Year after winning more games than any other first-year head coach in the program's previous 125 seasons. He was also named the Big Ten Conference's Dave McClain Coach of the Year by media and the Hayes-Schembechler Coach of the Year by coaches.

O'Brien directed a fast-paced unit in 2012 that averaged 437.0 yards per game in conference play to lead the Big Ten. His offense also produced the conference's top rusher (Zach Zwinak), receiver (Allen Robinson) and passer (Matt McGloin). The Nittany Lions were 7-5 in 2013 and had upset wins against 18th-ranked Michigan and 14th-ranked Wisconsin.

A member of the Patriots' coaching staff from 2007-11, O'Brien helped lead the team to a pair of Super Bowl berths. He rose from offensive assistant to wide receivers coach in 2008 and then quarterbacks coach from 2009-10 prior to being named offensive coordinator/quarterbacks coach in 2011. The Patriots earned the top seed in the AFC with a 13-3 record and advanced to Super Bowl XLVI with O'Brien coordinating the offense in 2011. New England led the AFC in scoring with 32.1 points per

game, and was second in the NFL in total offense (428.0 yards per game) and passing (317.8). QB Tom Brady threw for a career-high 5,235 yards (second in NFL) and 39 touchdowns. WR Wes Welker led the NFL with 122 receptions and set a career high with 1,569 yards. TE Rob Gronkowski, who set career bests with 90 receptions for 1,327 yards, led the NFL with 17 touchdown receptions, a record for an NFL tight end.

In O'Brien's second season as quarterbacks coach with the Patriots in 2010, Brady was selected as the first unanimous AP NFL MVP after leading the team to an NFL-best 14-2 mark. While O'Brien was his position coach from 2009-11, Brady led the AFC in attempts (1,668), completions (1,096), touchdown passes (103), interception percentage (1.7) and passer rating (104.0) and ranked second in the conference in passing yards (13,533).

O'Brien began his coaching career at Brown in 1993 as a tight ends coach before serving as inside linebackers coach in 1994. He joined George O'Leary's Georgia Tech staff in 1995 as a graduate assistant, helping the Yellow Jackets to bowl appearances in each of his last six seasons. O'Brien coached running backs from 1998-2000 before being promoted to offensive coordinator and quarterbacks coach in 2001 and assistant head coach in 2002.


O'Brien joined Ralph Friedgen's staff at Maryland in 2003 as running backs coach. Following two years in College Park, O'Brien served as offensive coordinator and quarterbacks coach at Duke from 2005-06.

Born in Dorchester, Mass., O'Brien grew up in Andover and graduated from St. John's Preparatory School in Danvers. O'Brien went on to play linebacker and defensive end at Brown from 1990-92. He graduated with a double concentration in political science and organizational behavioral management in 1992. O'Brien and his wife, Colleen, have two sons: Jack and Michael.



### O'BRIEN'S COACHING LEDGER

		Houston Texans
2014-19	Head Coach	
2012-13	Head Coach	Penn State
2011	Offensive Coordinator/Quarterbacks	New England Patriots
2009-10	Quarterbacks	New England Patriots
2008	Wide Receivers	New England Patriots
2007	Offensive Assistant	New England Patriots
2005-06	Offensive Coordinator/Quarterbacks	Duke
2003-04	Running Backs	Maryland
2002	Assistant Head Coach	Georgia Tech
2001	Offensive Coordinator/Quarterbacks	Georgia Tech
1998-00	Running Backs	Georgia Tech
1995-97	Graduate Assistant	Georgia Tech
1994	Inside Linebackers	Brown
1993	Tight Ends	Brown



## ROMEO CRENNEL

ASSISTANT HEAD COACH / DEFENSIVE COORDINATOR

6TH SEASON WITH TEXANS / 37TH NFL SEASON



Romeo Crennel enters his second season as assistant head coach/defensive coordinator for the Houston Texans in 2019. It is his sixth overall season with the team after spending one year as the assistant head coach/defense and three as defensive coordinator.

The 2019 season will be Crennel's 37th year coaching in the NFL. He has been a part of 16 playoff appearances with 12 division crowns, six conference titles and has won five of the six Super Bowls he has appeared in (New York Giants – XXI and XXV, New England Patriots – XXXVI, XXXVIII and XXXIX).

Since 2014, the Texans rank second in the NFL in third-down defense with a 35.3 opponent third-down percentage, fourth in opponent completion percentage (61.5), fifth in rushing yards allowed per game (99.3) and fifth in net yards allowed per game (329.9). Crennel's defense led the Texans to an AFC South crown in 2018 and back-to-back division championships in 2015 and 2016. His unit was also instrumental in the Texans putting together three straight winning seasons for the first time in franchise history (2014-16) and the second-most wins in a single season (11 in 2018) in team history.

Houston allowed just 19.8 points per game in 2018, including an NFL-best 17.3 points per game from Weeks 5-17. The Texans had a turnover differential of plus-13, which set a new single-season franchise record, led the AFC and ranked second in the NFL. Houston also led the AFC and ranked second in the NFL in points off turnovers with 111 total points scored off their 29 takeaways (15 interceptions, 14 fumble recoveries).

In their first full season playing together, DE J.J. Watt and DE/OLB Jadeveon Clowney established themselves as one of the premiere edge defender duos in the NFL. After playing in just eight games over the previous two years, Watt earned his fifth career Associated Press First-Team All-Pro selection and Pro Bowl bid after notching 16.0 sacks on the season, making him just the second player in NFL history (Reggie White) with four seasons of at least 15.0 sacks – three of which came under Crennel. Clowney was named to the Pro Bowl for a third consecutive season after adding 9.0 sacks, 21 quarterback hits, 16 tackles for loss and a career-high three fumble recoveries in 15 games played. ILBs Zach Cunningham and Benardrick McKinney, who reached the Pro Bowl for the first time in his career, tied for the team lead with 105 total tackles each and keyed a stout Texans run defense that led the NFL in opponent yards per rush at just 3.44.

In 2017, Clowney set single-season career highs in sacks (9.5), tackles for loss (21), quarterback hits (21), forced fumbles (two), total tackles (59), games played (16) and games started (16) while making his second straight Pro Bowl appearance. Clowney was the only player in the AFC and one of two players in the NFL with 20-or-more tackles for loss and 20-or-more quarterback hits in 2017 while posting the fifth-most tackles for loss by a Texans player in a single season in franchise history.

The Texans defense had the second-most tackles for loss in a single season in franchise history with 85 in 2017 and had 26 different players record at least one tackle for loss, which led the NFL and set a single-season franchise record for most players with a tackle for loss. The Texans

also had 32 sacks as a team in 2017 and an NFL-high and a franchise-record 18 different players with at least 0.5 sacks. Houston tied for fifth in the league with four defensive touchdowns and allowed the lowest opponent rushing average in team history at 3.97 yards per carry.

Despite dealing with injuries to multiple key starters, Houston received strong play from rookie ILBs Dylan Cole and Cunningham, DE/NT D.J. Reader and McKinney in 2017. Cunningham finished second on the team with 82 total tackles (45 solo), which tied for second among all NFL rookies and fourth in franchise history among rookies. Cole compiled 25 total tackles (10 solo), 1.0 sack, two interceptions, two quarterback hits, four tackles for loss, three passes defended, seven special teams tackles and became the first rookie in NFL history with five-or-more total tackles, a sack and an interception returned for a touchdown in the same game. Reader became a force for the Texans in his second NFL season, setting single-season career highs in total tackles (47), solo tackles (23), quarterback hits (six), tackles for loss (three) and games started (14). McKinney logged a team-leading 95 total tackles (62 solo) along with 3.0 sacks, eight quarterback hits and a single-season career-high 10 tackles for loss while starting all 16 games in 2017.

The Texans finished the 2016 season with the NFL's top-ranked defense for the first time in franchise history, surrendering an average of only 301.3 total net yards per game. They also gave up the fewest first downs (17.0) and second-fewest net passing yards (201.6) per game. From Weeks 8-17, Houston allowed an average of 71.9 net rushing yards per game and opponents only scored three rushing touchdowns during that span, both of which led the league. Houston was the only team in the NFL to not allow a 300-yard passer and its 7-1 record at home and 5-1 record in the division both tied franchise records and propelled the team to the AFC Divisional Round for the first time since 2012.

Crennel and the Texans defense accomplished all these accolades despite losing Watt and CB Kevin Johnson to injured reserve and starting 20 different players on defense, which tied for the fourth-most in franchise history at the time. The team also used 15 different starting lineup combinations on defense, which tied for the second-most in the league.

Clowney earned Pro Bowl honors for the first time in his career after posting 52 tackles, 6.0 sacks, 16 tackles for loss and 17 quarterback hits in 14 games played/started. OLB Whitney Mercilus led the team in sacks for the first time in his career with 7.5 quarterback takedowns and tied for the NFL lead with four defensive fumble recoveries. ILB Benardrick McKinney led the team with a career-high 129 tackles and became the second player in franchise history with more than 100 tackles and 5.0 sacks in a season. S Quintin Demps led all NFL safeties in 2016 with a career-high six interceptions, which also tied for the second-most in a single season in Texans history.

In 2015, Houston finished third in the league in net yards (310.2) and net passing yards allowed per game (210.4), fifth in opponent completion percentage (59.0) and seventh in points allowed per game (19.6). Houston, which won its first AFC South division championship since 2012, also set franchise single-season records for sacks (45) and third-down percentage



(28.5). That percentage led the NFL in 2015 and at the time was the lowest single-season mark by any NFL team since the 2003 Tennessee Titans (27.7).

The Texans allowed six points or less five times in 2015, which led the NFL and tied for the most such games in a season since the 1991 New Orleans Saints (six games). On the season, the Texans did not allow the opposing team to score a touchdown in four games.

Watt became the second player in NFL history to win Associated Press NFL Defensive Player of the Year in back-to-back years under Crennel in 2015, to go along with being named to the Pro Bowl, AP NFL All-Pro First Team and PFWA All-NFL team. Watt led the NFL in sacks (17.5), tackles for loss (29) and quarterback hits (50) for the second straight year. Watt and Mercilus (12.0 sacks) combined for the most sacks by any pair of teammates in franchise history (29.5).

Former Texans ILB Brian Cushing enjoyed one of the best years of his career in 2015, totaling 110 tackles, while CB Johnathan Joseph set a career high with 22 passes defended. The Texans defense also got major contributions from their rookie class with CB Kevin Johnson (nine passes defended) and ILB Benardrick McKinney (58 tackles) playing key roles under Crennel in their first year in the league.

In 2014, the Texans defense made huge improvements and set multiple franchise records. The team posted a 4-1 record after Thanksgiving, leading the league in opponent completion percentage (49.2), third-down defense (22.6 percent) and rushing touchdowns allowed (0), while yielding just 260.1 net yards and 16.2 points per game.

For the season, Houston became just the third team in the last 20 years to lead the league in takeaways, with a franchise-record 34, after finishing last the previous season (11 in 2013). The Texans also set a franchise record for points off turnovers and had 11 players record interceptions. They led the NFL with 35 points scored against opposing offenses and set a team record with five defensive touchdowns.

Watt had one of the best seasons ever for a defensive player in 2014 and became the most decorated player in franchise history, earning All-Pro, Pro Bowl and numerous player of the year honors, including the distinction of being the first-ever unanimous selection as NFL Defensive Player of the Year. Watt recorded five total touchdowns (three on offense), six takeaways, 20.5 sacks, a safety and league bests of 51 quarterback hits and 29 tackles for loss.

Crennel came to Houston following a three-year stint with the Kansas City Chiefs (2010-12) where he served as defensive coordinator (2010-11), interim head coach (2011) and head coach (2012). In that time, his defense ranked 12th in the NFL (340.0 net yards per game) and sixth in pass defense (214.0 net yards per game). Under Crennel's guidance in 2012, the Chiefs sent six players to the Pro Bowl, with four of them on the defensive side of the ball. The Chiefs' six Pro Bowlers were the most the team had sent to the annual all-star game since the 2005 season and the four defensive players were the most making the trip since the 1995 season.

Prior to Kansas City, Crennel spent four seasons as head coach of the Cleveland Browns (2005-08) in his second turn with the organization. In 2007, he led Cleveland to a 10-6 record, the club's best mark since finishing 11-5 in 1994. The Browns won a franchise-record seven consecutive home games in 2007 as six players were selected to the Pro Bowl.

From 2001-04, Crennel served as defensive coordinator with the New England Patriots, where he helped the team win three Super Bowl titles. This was his second go-around with the organization and, during his four seasons in New England, the Patriots registered a 48-16 (.750) regular season record and a 9-0 postseason mark. The Patriots compiled 89 interceptions during his tenure, the second-highest total over that span behind only Tampa Bay (95). Crennel's defensive unit also returned an NFL-high 14 interceptions for touchdowns from 2001-04.

In 2004, the Patriots defense tied for second in the NFL, allowing only 16.3 points per game en route to their Super Bowl XXXIX victory over Philadelphia.

Crennel was named the NFL Assistant Coach of the Year by the Pro Football Writers of America following the 2003 season. He led a Patriots defensive unit that allowed a league-low 14.9 points per game, the best single-season mark in team history. New England led the NFL with 29 interceptions and six defensive touchdowns in the regular season and went on to defeat Carolina in Super Bowl XXXVIII.

The Patriots ranked sixth in the NFL in 2001, surrendering just 17.0 points per game. Despite St. Louis averaging an NFL-high 31.4 points per game in 2001, Crennel's unit limited the Rams to just 17 points in New England's Super Bowl XXXVI victory.

Prior to a one-year stint as Cleveland's defensive coordinator/defensive line coach in 2000, Crennel spent three seasons as the defensive line coach with the New York Jets (1997-99). The defense never allowed more than 20.0 points per game in any of his three seasons with the team. The Jets ranked second in the NFL in points allowed per game in 1998, as New York advanced to the AFC Championship Game for the first time since 1982.

Before joining the Jets, Crennel served as the defensive line coach for four campaigns in New England (1993-96), helping propel the club to a berth in Super Bowl XXXI.

Crennel began his NFL coaching career with a 12-year stint with the New York Giants (1981-92), serving as the defensive line coach (1990-92), special teams coach (1983-89) and special teams/defensive assistant coach (1981-82). During his tenure with the Giants, the club qualified for the playoffs six times, claiming wins in Super Bowls XXI and XXV. While with the Giants, Crennel worked with multiple Super Bowl-winning head coaches in Bill Parcells, Bill Belichick and Tom Coughlin.

Crennel began his coaching career as a graduate assistant in 1970 at his alma mater, Western Kentucky, before enjoying a four-season stint (1971-74) as the school's defensive line coach. From there, Crennel began his longtime association with Parcells at Texas Tech (1975-77) where Parcells served as defensive coordinator. He also spent two years at Mississippi (1978-79) coaching the defensive ends. Crennel concluded his collegiate coaching career with a one-year stop at Georgia Tech (1980).

A four-year starter on the defensive line for Western Kentucky, Crennel was elected captain as a senior. A rash of injuries during his senior season forced him to switch to offensive tackle where he earned team MVP honors. He attended Fort Knox High School in Fort Knox, Ky., and Central High School in Amherst, Va. His brother, Carl, entered the NFL as a ninth-round draft choice (209th overall) of Pittsburgh in 1970, playing one season with the Steelers before enjoying an 11-year career in the Canadian Football League. Crennel and his wife Rosemary have three daughters, Lisa Tulley, Tiffany Strokes and Kristine Cullinane. The Crennels have eight grandchildren.

## COACHING STAFF



### CRENNEL'S COACHING LEDGER

2018-19	Assistant Head Coach/Defensive Coordinator	Houston Texans
2017	Assistant Head Coach/Defense	Houston Texans
2014-16	Defensive Coordinator	Houston Texans
2012	Head Coach	Kansas City Chiefs
2011	Interim Head Coach/Defensive Coordinator	Kansas City Chiefs
2010	Defensive Coordinator	Kansas City Chiefs
2005-08	Head Coach	Cleveland Browns
2004	Defensive Coordinator	New England Patriots
2002-03	Defensive Coordinator/Defensive Line	New England Patriots
2001	Defensive Coordinator	New England Patriots
2000	Defensive Coordinator/Defensive Line	Cleveland Browns
1997-99	Defensive Line	New York Jets
1993-96	Defensive Line	New England Patriots
1990-92	Defensive Line	New York Giants
1983-89	Special Teams	New York Giants
1981-82	Special Teams/Defensive Assistant	New York Giants
1980	Defensive Line	Georgia Tech
1978-79	Defensive Ends	Mississippi
1975-77	Defensive Assistant	Texas Tech
1971-74	Defensive Line	Western Kentucky
1970	Graduate Assistant	Western Kentucky



# TIM KELLY

## OFFENSIVE COORDINATOR

6TH SEASON WITH TEXANS / 6TH NFL SEASON

15 16 18  
Division Titles



Tim Kelly is in his first season as offensive coordinator and sixth overall campaign with the Houston Texans. He spent two seasons as tight ends coach (2017-18) after spending the previous three years as offensive quality control coach. He also assisted Mike Devlin with the offensive line in 2016.

In 2018, the Texans captured an AFC South title with an 11-5 record, which marked the second-most wins in a season in franchise history and the first season with double-digit wins since 2012. Houston became the first team to start 0-3 and win a division title since 1992 and won a franchise-record nine consecutive games in Weeks 4-13. Houston joined the Kansas City Chiefs and New England Patriots as the only teams in the NFL to win their division in three of the last four years and have now won their division in five of the last eight seasons (2011-12, 2015-16 and 2018).

Under Kelly in 2018, the Texans tight end group played a key role in the offense despite their youth. Rookie TE Jordan Thomas posted 20 receptions for 215 yards (10.8 avg.) and four touchdowns in 16 games (10 starts). Thomas tied Andre Johnson (four) for the second-most touchdown receptions by a rookie in a season in franchise history and tied a franchise record for the most touchdown receptions in a game by a rookie when he caught two against Miami in Week 8. He was the only rookie tight end in the NFL in 2018 to record multiple touchdown receptions in a game.

Houston also got production from rookie TE Jordan Akins in 2018 as he compiled 17 receptions for 225 yards (13.2 avg.) in 16 games (six starts) while the veteran in the group, TE Ryan Griffin, posted 24 receptions for 305 yards (12.7 avg.) in 14 games (11 starts). In Week 14 vs. Indianapolis, the Texans accumulated the third-most receiving yards (151) by a tight end group in a single game in franchise history. The performance marked the most receiving yards by Houston tight ends in a game since 2011.

In Kelly's first season overseeing tight ends in 2017, mainstays C.J. Fiedorowicz (five games played) and Griffin (seven games played) were limited to the fewest games of their respective careers after landing on the Reserve/Injured list. In their stead, second-year TE Stephen Anderson led the group with career highs of 25 receptions for 342 receiving yards and a touchdown in 15 games played. The Texans tied for the fewest dropped passes in a single season in franchise history with only 14.

The Texans scored 30-or-more points six times in 2017, which tied the franchise record for the most games with 30-or-more points in a season (2012). Houston also threw for the third-most passing touchdowns in a single season in franchise history (28) and the most 25-plus yard completions in a single season in franchise history (38). In Week 4 vs. Tennessee, the Texans scored the most points in a game in franchise

history with 57, recorded a team-record seven touchdowns and won by the largest margin of victory in Texans history with a 43-point win.

Kelly helped the Texans win back-to-back AFC South division championships in 2015-16 and post three straight winning seasons – both firsts in franchise history. In Kelly's first three years with the team, the Texans ranked third in the AFC and sixth in the NFL in rushing.

In 2016, the offensive line paved the way for RB Lamar Miller to become just the fourth player in team history to eclipse 1,000 yards on the ground despite starting six different combinations along the offensive line and playing just one full game with both starting tackles. After finishing 9-7, the Texans won their Wild Card matchup with the Oakland Raiders and advanced to the Divisional Round for the third time in franchise history.

In 2015, Houston claimed its first AFC South division championship since 2012 and became the first NFL team since 1950 to earn a trip to the postseason with four different starting quarterbacks winning at least one regular season game.

The 2014 Texans ranked fifth in the NFL in rushing yards per game (135.1) and eighth in average time of possession (30:53). QB Ryan Fitzpatrick started 12 games and posted single-season career highs in passer rating (95.3) and completion percentage (63.1).

Kelly came to Houston from Penn State, where he served as a graduate assistant under Head Coach Bill O'Brien, having held the same position at Ball State in 2011.

Before he went to Ball State, Kelly was the defensive coordinator, defensive line coach and recruiting coordinator at Minnesota State-Moorhead for the 2010 season.

Kelly spent the 2008-09 seasons at Illinois-Wesleyan, where he was the defensive line coach for the 2009 CCIW Championship team that ranked ninth among all defenses at the NCAA Division-III level. He also coached two first-team all-conference selections.

Kelly played defensive tackle at Eastern Illinois, starting all 48 games in his collegiate career and serving as the team's captain in 2007. He was named to the Capital One Academic All-District V Team in 2006 and 2007.

A native of Chicago Heights, Ill., Kelly starred at Marian Catholic High School, where he is a member of the East Suburban Catholic Conference Hall of Fame. He received his bachelor's degree in sports administration from Eastern Illinois in 2008 and his master's degree in sport management from Illinois State in 2010.

Kelly and his wife, Katie, have two daughters, Norah and Quinn.



## COACHING STAFF



### KELLY'S COACHING LEDGER

2019	Offensive Coordinator	Houston Texans
2017-18	Tight Ends	Houston Texans
2016	Offensive Quality Control/Assistant Offensive Line	Houston Texans
2014-15	Offensive Quality Control	Houston Texans
2012-13	Graduate Assistant	Penn State
2011	Graduate Assistant	Ball State
2010	Defensive Coordinator/Defensive Line	Minnesota State-Moorhead
2008-09	Defensive Graduate Assistant	Illinois Wesleyan



## BRAD SEELY

### SPECIAL TEAMS COORDINATOR

2ND SEASON WITH TEXANS / 31ST NFL SEASON

96 01 03 04 05 06 07 11 12 18  
Division Titles

AAAA N  
'01 '03 '04 '07 '12



Brad Seely enters his second season as special teams coordinator for the Houston Texans. The 2019 season marks his 31st as an NFL assistant coach.

Seely has served as an NFL team's special teams coordinator in every season since 1989. He owns 41 seasons of overall coaching experience, has appeared in nine conference championship games, won three Super Bowls and coached 10 different players to 17 special teams Pro Bowl selections.

In his first season in Houston in 2018, Seely helped the Texans make a big leap in a number of special teams categories. Houston led the NFL in opponent starting field position with an average of the 25.5-yard line after finishing 26th in 2017. The Texans also ranked second in the NFL in starting field position (31.3) in 2018 after ranking 32nd the previous season. Houston was ninth in kickoff return average and third in opponent kickoff return average in 2018 after being 21st and 11th, respectively, before Seely's arrival. Additionally, Houston's rookie class led the NFL in percentage of special teams snaps played at 22.83 percent (1,689-of-7,397 special teams plays).

Under Seely's guidance, K Ka'imi Fairbairn led the NFL and set single-season franchise records in points scored (150) and field goals made (37). Fairbairn became the first kicker to hit game-winning field goals in overtime in consecutive games (Weeks 4-5) since David Akers in 2000. Fairbairn finished the season making his last 15 field goal attempts (Weeks 12-17) and made all 21 of his field goal attempts under 40 yards in 2018. His 58 touchbacks on kickoffs also marked a single-season franchise record, breaking his own record from 2017 (49). Fairbairn was named AFC Special Teams Player of the Month for December and AFC Special Teams Player of the Week for his Week 15 performance against the New York Jets.

Texans rookie P Trevor Daniel compiled 74 punts for 3,237 yards (43.7 avg.), including a long of 61 yards in 2018. He finished fourth in the NFL with 36 punts inside the 20-yard line and had only five touchbacks all year while also pinning 15 punts inside the 10-yard line. S A.J. Moore (11), RB Buddy Howell (nine), CB Johnson Bademosi (nine) and ILB Peter Kalambayi (eight) were the team leaders in total special teams tackles in 2018. In Week 6 vs. the Bills, Houston blocked its first punt since the 2014 season.

Prior to Houston, Seely spent three seasons coaching the Oakland Raiders (2015-17), with his special teams unit ranking fourth in punts inside of the 20-yard line (102), fifth in punting average (46.6), fifth in net punting average (41.3), eighth in kickoff return yards (2,540), ninth in punt returns (110) and 10th in punting yards (10,904) over that span.

In 2017, the Raiders finished fifth in the NFL in punting average (47.4) and seventh in opponent kickoff return average (19.9). K Giorgio Tavecchio made 33-of-34 extra point attempts (97.1%) and 16-of-21 field goal attempts (76.2%) in his first season. He became the first player to hit two 50-plus yard field goals on his debut in NFL history, earning AFC Special Teams Player of the Week in Week 1. P Marquette King also performed well with 69 punts for 3,270 yards (47.4 avg.) and a career-high 42.7 net punting average.

In 2016, the Raiders led the league in average starting field position (31.7 yard line) and ranked second in opponent average starting field position (25.2 yard line) while earning their first playoff berth since 2002. King earned Associated Press All-Pro Second Team honors after posting 81 punts for 3,937 yards (48.6 avg.) and landing 34 punts inside of the 20-yard line, while K Sebastian Janikowski launched three kicks from 50-or-more yards to become the NFL's all-time leader with 55 field goals of 50-or-more yards.

In Seely's first season at the helm of Oakland's special teams unit in 2015, the Raiders led the league in kickoff return yards (1,268) and total return yards (1,540) while adding a combination of five blocked field goals and extra points, tied for the most in a season by an NFL team since 1995. King also placed 40 of his 83 punts inside of the 20-yard line, establishing a Raiders franchise record while ranking second in the NFL in 2015.

Seely's four-season stint with the San Francisco 49ers (2011-14) included two NFC West division championships, three trips to the NFC Championship Game and one Super Bowl appearance. During that time frame, the 49ers tied for the league lead in field goal conversions (130), ranked second in punting average (48.2), were second in net punting average (41.9) and ranked seventh in opponent punt return average (8.3).

Prior to joining the 49ers, Seely led an elite Cleveland Browns special teams unit from 2009-10. Cleveland topped the NFL in kickoff coverage and was fifth in punt coverage in 2010, while KR Josh Cribbs earned his second Pro Bowl berth in as many seasons. In 2009, Seely's special teams unit earned a league-best designation according to Rick Gosselin's rankings formula, garnering Seely Special Teams Coach of the Year honors and his fifth top-five ranking for his special teams units since 1990.

Seely spent 10 seasons as the New England Patriots special teams coach (1999-08), where he was a part of three Super Bowl championships and the NFL's only 16-0 regular season in 2007.

Over the span of his tenure in New England, the Patriots led the NFL in kickoff return average (23.5), were fourth in field goal percentage (83.4) and ranked eighth in punt return average (9.9). In addition, his units registered 11 returns for touchdowns, including eight on kickoffs, a figure that tied for second in the NFL over that 10-year stretch.

Under Seely's watch, K Stephen Gostkowski set an NFL record with 74 point-after-attempt conversions in 2007, RB Kevin Faulk and WR Bethel Johnson led the AFC in kick return yards in 2002 and 2003, respectively, and WR Troy Brown was the AFC's leading punt returner in 2002.

Serving on the coaching staff for the Carolina Panthers from 1995-98, Seely helped coach an expansion team to an NFC Championship Game appearance in just its second season. In 1996 and 1997, WR Michael Bates became the first player in 35 years to lead the league in kick return average in consecutive seasons, earning two trips to the Pro Bowl for his efforts. In 1996, Seely earned Special Teams Coach of the Year honors. He also had the league's best kicker, as K John Kasay set a then-NFL single-season record with 37 field goals. In addition to the success of Bates and Kasay, Carolina also boasted one of the league's top coverage units

## COACHING STAFF

as the Panthers led the NFL in opponents average punt return (5.4) and ranked fifth in opponents average kickoff return (20.1) in 1996.

Before serving as the New York Jets special teams coach in 1994, Seely began his NFL career with the Indianapolis Colts in 1989, serving as their special teams/tight ends coach through the 1993 season. Seely's Colts earned the NFL's top special teams ranking in Gosselin's report following the 1992 season and helped develop Pro Bowlers P Rohn Stark and WR Clarence Verdin.

Seely's collegiate coaching career began as an assistant coach at South

Dakota State in 1978. He moved on to become a graduate assistant at Colorado State in 1979, before being named their offensive line coach in 1980. Seely then served as the offensive line coach at Southern Methodist (1981), North Carolina State (1982), Pacific (1983) and Oklahoma State (1984-88).

Raised in Baltic, S.D., Seely played eight-man football at Baltic High School before earning all-conference honors as a guard at South Dakota State (1974-77) in Brookings, S.D. Seely signed with the Dallas Cowboys as a college free agent following the completion of the 1978 NFL Draft. He and his wife, Patti, have three daughters, Sarah, Hannah and Brynn.



### SEELY'S COACHING LEDGER

<b>2018-19</b>	<b>Special Teams Coordinator</b>	<b>Houston Texans</b>
2015-17	Special Teams Coordinator	Oakland Raiders
2011-14	Assistant Head Coach/Special Teams Coordinator	San Francisco 49ers
2009-10	Assistant Head Coach/Special Teams Coordinator	Cleveland Browns
1999-2008	Special Teams	New England Patriots
1995-98	Special Teams	Carolina Panthers
1994	Special Teams	New York Jets
1989-93	Special Teams/Tight Ends	Indianapolis Colts
1984-88	Offensive Line	Oklahoma State
1983	Offensive Line	Pacific
1982	Offensive Line	North Carolina State
1981	Offensive Line	SMU
1980	Offensive Line	Colorado State
1979	Graduate Assistant	Colorado State
1978	Assistant Coach	South Dakota State





## JOHN AYLWARD

### OFFENSIVE ASSISTANT

1ST SEASON WITH TEXANS / 1ST NFL SEASON



John Aylward enters his first season in the NFL, joining the Houston Texans as an offensive assistant in 2019. Aylward, who served as a coaching intern during the offseason program with the Texans in 2018, graduated with a bachelor's degree in finance from Saint Anselm College in Manchester, N.H. in December of 2018.

Aylward played four seasons (2015-18) for the Saint Anselm Hawks,

beginning his career as a quarterback and transitioning to wide receiver prior to his junior season.

A native of Tewksbury, Mass., Aylward was a two-time All-Merrimack Valley Conference selection at quarterback and captured the Massachusetts Division III Football State Championship as a junior in 2013 at Tewksbury Memorial High School where he was coached by his father, Brian.



#### AYLWARD'S COACHING LEDGER

2019	Offensive Assistant	Houston Texans
------	---------------------	----------------



## DANNY BARRETT

### RUNNING BACKS

2ND SEASON WITH TEXANS / 4TH NFL SEASON



1B  
Division Titles

Danny Barrett enters his second season as running backs coach for the Houston Texans in 2019. Barrett owns 19 years of experience spanning the NFL, Canadian Football League and collegiate ranks.

In his first season with Houston in 2018, the Texans averaged 126.3 rushing yards per game, which ranked fourth in the AFC and eighth in the NFL. Houston recorded the fifth-most rushing yards in a season in team history (2,021) and recorded at least 150 rushing yards in four games, which tied for the fourth-most games with at least 150 rushing yards in a season in team history. Houston captured an AFC South title with an 11-5 record, which marked the second-most wins in a season in franchise history and the first season with double-digit wins since 2012. Houston became the first team to start 0-3 and win a division title since 1992 and won a franchise-record nine consecutive games in Weeks 4-13.

RB Lamar Miller (973), QB Deshaun Watson (551) and RB Alfred Blue (499) each recorded more than 450 rushing yards, which marked the first time in team history that the Texans had three players each with at least 450 rushing yards in the same season. The Texans were also the only team in the NFL to accomplish the feat in 2018. In Houston's 34-17 victory vs. the Titans in Week 12, the Texans ran for the most rushing yards in a game in franchise history with 281 and recorded the highest rushing average in a game in team history at 8.3 yards per carry.

Miller was selected to his first Pro Bowl, finishing the year with 973 rushing yards on 210 carries (4.6 avg.) and 25 receptions for 163 yards (6.5 avg.) in 14 games (14 starts). He scored five rushing touchdowns and one receiving touchdown while compiling 1,136 total scrimmage yards. In Week 12 vs. Tennessee, Miller ran for 162 rushing yards on 12 carries (13.5 avg.) and scored on a 97-yard run in the second quarter, which marked the longest run in franchise history. Miller also rushed for 100-or-more yards in four games in 2018, which tied his single-season career high and tied for sixth-most in the NFL.

Barrett joined the Texans after two seasons (2016-17) as the running backs coach for the Miami Dolphins. Under Barrett's tutelage, Dolphins RB Kenyan Drake paced the Miami backfield with 644 rushing yards and three touchdowns in 2017, boasting a 4.8 yards per carry average, which ranked as the sixth best in the league.

In his first season with the Dolphins in 2016, Barrett helped RB Jay Ajayi produce the biggest turnaround by any NFL running back from the 2015 season en route to Pro Bowl honors. Ajayi rushed for 1,272 yards in 2016, the third-most in a single season in Dolphins history, and 1,085 more than his 2015 total, which was the biggest improvement by any NFL running back. Ajayi became one of just four NFL players ever to post three 200-yard games in the same season and now holds three of the team's top six all-time single-game rushing marks. Ajayi also became just the fourth NFL player to rush for 200 yards in back-to-back games after he did so in Week 6 vs. Pittsburgh and Week 7 vs. Buffalo.

Prior to joining the NFL coaching ranks, Barrett spent five seasons at Central Florida, coaching the running backs from 2011-14, then coaching the quarterbacks and serving as the Knights interim head coach for the final four games in 2015.

In 2014, Barrett coached William Stanback to first-team All-American Athletic Conference honors and helped UCF win the AAC for a second-consecutive season. Barrett mentored two All-AAC backs in 2013, as Storm Johnson rushed for 1,139 yards with 14 touchdowns to claim first-team all-conference honors and Stanback earned second-team honors after posting 443 rushing yards and six touchdowns. Johnson's performance was only the eighth time in school history a running back topped 1,000 yards on the ground in a single season. Johnson was selected in the seventh round (222nd overall) by the Jacksonville Jaguars in the 2014 NFL Draft.

The 2013 Knights won a school-record 12 games and went a perfect 8-0 in AAC play, winning the Fiesta Bowl for the only BCS bowl victory in program history.

Barrett's bell-cow in 2012 was RB Latavius Murray, who earned All-Conference USA first-team honors with 1,106 rushing yards. Murray was drafted by the Oakland Raiders in the sixth round (181st overall) of the 2013 NFL Draft and earned Pro Football Writers Association All-AFC honors in 2015 after he rushed for 1,066 yards.

In Barrett's first season at UCF in 2011, the Knights rushed for 168.9 yards per game, the third-highest mark since the school joined the FBS in 1996.

Barrett spent the 2010 season as the quarterbacks coach at Bethune-Cookman, helping the Wildcats to a 10-2 record, a share of the Mid-Eastern Athletic Conference and a berth in the FCS playoffs.

Serving in his first collegiate role as the assistant head coach and quarterbacks coach at the University at Buffalo from 2007-09, Barrett helped QB Drew Willy set several school records while guiding the Bulls to their first MAC championship in 2008 and the school's first bowl appearance, the International Bowl. Willy and Barrett worked together for two seasons and Willy left the program with school records for completions (849), attempts (1,322), passing yards (8,748), passing touchdowns (52), total offense (8,639) and completion percentage (64.2). During the final 20 games of his college career, Willy threw for 36 touchdowns and only six interceptions.

Barrett was the head coach and assistant general manager of the CFL's Saskatchewan Roughriders for seven seasons (2000-06). During his tenure, Barrett's teams advanced to the playoffs five consecutive times (2002-06) and reached the West Division final on three occasions.

Barrett began his coaching career in the CFL, serving as the Calgary Stampeders quarterbacks coach in 1997, where he served as the position coach for Stampeders QB Jeff Garcia, who went on to earn four Pro Bowl berths with the San Francisco 49ers and Tampa Bay Buccaneers. Barrett then joined the BC Lions as the assistant offensive coordinator/quarterbacks coach in 1998 and coached wide receivers for the Lions in 1999.

Barrett played quarterback for 14 years in the CFL, totaling 23,419 career passing yards for Calgary, the Toronto Argonauts, BC and the Ottawa Rough Riders. He twice quarterbacked on teams that played in the



## COACHING STAFF

Grey Cup finals in 1987 (Toronto) and 1991 (Calgary).

A native of Boynton Beach, Fla., Barrett earned his bachelor's degree

from the University of Cincinnati, where he earned honorable mention All-America honors at quarterback.



### BARRETT'S COACHING LEDGER

<b>2018-19</b>	<b>Running Backs</b>	<b>Houston Texans</b>
2016-17	Running Backs	Miami Dolphins
2015	Interim Head Coach	Central Florida
2015	Quarterbacks	Central Florida
2011-14	Running Backs	Central Florida
2010	Quarterbacks	Bethune-Cookman
2007-09	Assistant Head Coach/Quarterbacks	University at Buffalo
2000-06	Head Coach	Saskatchewan Roughriders
1999	Wide Receivers	BC Lions
1998	Assistant Offensive Coordinator/Quarterbacks	BC Lions
1997	Quarterbacks	Calgary Stampeders



## BRIAN CUSHING

### ASSISTANT STRENGTH AND CONDITIONING

1ST SEASON WITH TEXANS / 10TH NFL SEASON



Brian Cushing enters his first season as assistant strength and conditioning coach for the Houston Texans in 2019. This will mark Cushing's first season on the coaching staff following a nine-year playing career.

Drafted by the Texans with the 15th overall pick of the 2009 NFL Draft, Cushing went on to earn Associated Press Defensive Rookie of the Year that season after notching 133 total tackles, 12 tackles for loss, 4.0 sacks and four interceptions. The two-time All-Pro linebacker started all 104 games of his NFL career with the Texans and is the franchise's all-time leader in career total tackles with 664.

During his nine-year career, Cushing amassed 664 total tackles (424 solo), 13.5 sacks, 42 tackles for loss, 57 quarterback hits, 30 passes

defensed, nine forced fumbles and eight interceptions. He earned Pro Bowl honors in 2010, was named the Texans Ed Block Courage Award Winner in 2013 and earned the NFLPA's Community Most Valuable Player of the Week in 2015 for his work in the Houston community.

Prior to his NFL career, Cushing played four seasons (2005-08) at the University of Southern California in Los Angeles. He started 38-of-44 games for the Trojans and recorded 178 total tackles (101 solo), 8.5 sacks and 27 tackles for loss. As a senior, he was a consensus All-America selection, earning first-team accolades from Sports Illustrated and second-team honors from The Sporting News and Associated Press, and was a consensus first-team All-Pac 10 choice.

A native of Park Ridge, N.J., Cushing now resides in Houston with his wife, Megan, and their two sons, Cayden and Kai.



#### CUSHING'S COACHING LEDGER

2019	Assistant Strength and Conditioning	Houston Texans
------	-------------------------------------	----------------





## AKEEM DENT

### DEFENSIVE ASSISTANT

1ST SEASON WITH TEXANS / 7TH NFL SEASON



Akeem Dent enters his first season as a defensive assistant for the Houston Texans in 2019, following a six-year playing career with the Texans and Atlanta Falcons.

Dent was originally selected by the Falcons with the 27th pick in the third round (91st overall) of the 2011 NFL Draft. He recorded 109 total tackles (65 solo), 10 tackles for loss, 1.5 sacks and 27 total special teams tackles in three seasons with Atlanta. He was also named to the PFWA All-Rookie Team in 2011.

Dent was acquired by the Texans via trade prior to the 2014 season in a trade that sent current Texans Offensive Assistant T.J. Yates to Atlanta. In

three seasons with the Texans, Dent notched 41 total tackles (30 solo), 26 total special teams tackles and helped Houston capture two AFC South Division titles in three seasons.

Prior to his NFL career, Dent played four seasons (2007-10) at the University of Georgia. He registered 240 total tackles (133 solo), 12 tackles for loss, 4.5 sacks, two forced fumbles, two fumble recoveries and five passes defended in 47 career collegiate games. Dent earned All-SEC second team honors in 2010 and served as one of the team's captains as a senior.

A Douglass, Ga. native, Dent currently resides in Houston.



#### DENT'S COACHING LEDGER

2019	Defensive Assistant	Houston Texans
------	---------------------	----------------



## MIKE DEVLIN

### OFFENSIVE LINE

5TH SEASON WITH TEXANS / 25TH NFL SEASON

93 95 15 16 18  
Division Titles



Mike Devlin enters his fifth season as the offensive line coach for the Houston Texans in 2019. Devlin is in his 18th season as an NFL coach after a seven-year playing career.

In 2018, the Texans averaged 126.3 rushing yards per game, which ranked fourth in the AFC and eighth in the NFL. Houston recorded the fifth-most rushing yards in a season in team history (2,021) and recorded at least 150 rushing yards in four games, which tied for the fourth-most games with at least 150 rushing yards in a season in team history. Houston captured an AFC South title with an 11-5 record, which marked the second-most wins in a season in franchise history and the first season with double-digit wins since 2012. The Texans became the first team to start 0-3 and win a division title since 1992 and won a franchise-record nine consecutive games in Weeks 4-13.

Despite starting seven different offensive line combinations in 2017, the Texans scored 30-or-more points six times, which tied the franchise record for the most games with 30-or-more points in a season (2012). Houston also threw for the third-most passing touchdowns in a single season in franchise history (28) and the most 25-plus-yard completions in a single season in franchise history (38). In Week 4 vs. Tennessee, the Texans scored the most points in a game in franchise history with 57, scored a team-record seven touchdowns and won by the largest margin of victory in Texans history with a 43-point win.

The Texans ran for 120-or-more rushing yards in six straight games (Week 2-8), which marked the longest streak in franchise history and was the second-longest streak in the NFL. Devlin helped develop C Nick Martin after he missed his rookie season in 2016 due to an injury. Martin started 14 games at center, allowing only 1.0 sack and committing just three penalties. Rookie T Julián Davenport also made strides in his first season with the Texans, starting 4-of-11 games he played in. Additionally, G David Quessenberry made his NFL debut in Week 16 vs. the Pittsburgh Steelers three years after being diagnosed with lymphoma.

Since 2015, the Texans are seventh in the NFL in rushing yards per game (116.5). In 2016, the Texans featured the eighth-best ground attack in the NFL despite employing six different starting combinations along the offensive line. In RB Lamar Miller's first season with Houston, he became just the fourth player in franchise history to top 1,000 rushing yards, as the Texans won their second consecutive AFC South crown and posted a third straight winning season for the first time in team history.

Devlin was key in the development of C/G Greg Mancz, a former college free agent who started all 16 games at center and allowed a team-low 0.5 sack. T Duane Brown earned the Texans' Ed Block Courage Award after returning from injury to play the final 12 games and yielding a career-low 1.0 sack at left tackle.

In 2015, the Texans started nine different offensive line combinations throughout the season and allowed 36 sacks, which was the sixth-lowest total in the AFC. From Weeks 2-6, Houston allowed only one sack in each of the five games, which was the second-longest streak of games with one-or-fewer sacks allowed in team history. The line blocked for four different starting quarterbacks, led by Brian Hoyer, who posted career highs in

passing touchdowns (19), passer rating (91.4) and completion percentage (60.7). The offensive line also paved the way for RB Alfred Blue to set a career high with three 100-yard rushing games.

Devlin came to Houston from the New York Jets, where he spent nine seasons (2006-14) coaching the offensive line and tight ends. The Jets offensive line had a strong showing in 2014, paving the way for a rushing attack that led the AFC and ranked third in the NFL, averaging 142.5 yards per game on the ground. A key contributor to the line's success was veteran C Nick Mangold, who was selected to his sixth Pro Bowl.

Devlin's offensive line integrated two new starters in the 2013 season. Despite the changes, the Jets finished the season sixth in the league in rushing, gaining 134.9 yards per game on the ground including four 100-yard rushing efforts. Mangold earned his fifth Pro Bowl selection while LT D'Brickashaw Ferguson became the first Jets player to begin his career with 125 consecutive starts.

In 2012, his final season as tight ends coach, Devlin helped TE Jeff Cumberland bounce back from a season-ending Achilles injury the previous year to achieve then-career highs with 29 receptions, 359 yards receiving and three touchdowns. Under Devlin's direction, TE Dustin Keller led the team in receptions for two consecutive seasons, catching 65 passes in 2011 and 55 passes in 2010.

Devlin joined the Jets after two seasons as the offensive line coach at the University of Toledo (2004-05). In 2005, his line paved the way for the 11th-ranked offense in the country (459.2 yards/game) as T Nick Kaczur developed into a third-round draft pick (2005) of the New England Patriots.

Devlin began his coaching career as the offensive quality control coach with the Arizona Cardinals in 2000 before being promoted to assistant offensive line coach in 2001.

Selected in the fifth round of the 1993 NFL Draft by the Buffalo Bills, Devlin went on to play in 101 regular season games over seven years in the NFL, from 1993-95 with the Bills and from 1996-99 with the Cardinals. He appeared in Super Bowl XXVIII with Buffalo.

Devlin earned All-America honors at the University of Iowa and was a semifinalist for the Outland Trophy as the nation's top interior lineman in 1992. He was named Big Ten Offensive Lineman of the Year that same year in addition to being tabbed Big Ten MVP by the Chicago Tribune.

Devlin and his wife, Julie, have started multiple charities, including The Devlin Football Camp, The John S. Devlin Golf Tournament and Devlin's Helping Hands. The Devlin Football Camp, which benefited Special Olympics Texas in 2019, provides kids with an opportunity to work with NFL coaches and players at a low cost while raising money and giving assistance to local youth programs, high school programs and various charitable organizations. The Devlin Golf Tournament and silent auction raises money for the Coach John S. Devlin Jr. Bloomsburg Football Scholarship Fund, which is named after Devlin's father and given to an underprivileged high school player every year.

The Devlins have four children, sons Zachary and Matthew and daughters Hallie and Carlie.

## COACHING STAFF



### DEVLIN'S COACHING LEDGER

2015-19	Offensive Line	Houston Texans
2013-14	Offensive Line	New York Jets
2008-12	Tight Ends/Assistant Offensive Line	New York Jets
2007	Offensive Line	New York Jets
2006	Tight Ends/Assistant Offensive Line	New York Jets
2004-05	Offensive Line	Toledo
2001-03	Assistant Offensive Line	Arizona Cardinals
2000	Offensive Quality Control	Arizona Cardinals



## COACHING STAFF



**JOE DISTOR**  
**ASSISTANT STRENGTH AND CONDITIONING**  
 1ST SEASON WITH TEXANS / 4TH NFL SEASON



Joe Distor joins the Houston Texans as an assistant strength and conditioning coach in 2019 after serving in the same role with the Chicago Bears from 2016-18.

Distor helped Chicago join Houston as the only two teams in the NFL to capture division titles in 2018 after finishing last in their division in 2017. In his first two seasons with the Bears, he worked under Texans Assistant Strength and Conditioning / Sports Science Coordinator Jason George.

Prior to entering the NFL ranks, Distor served as an assistant strength and conditioning coach for the University of Memphis football program in the winter of 2016 after spending three seasons as a strength and conditioning graduate assistant at the University of California–Los Angeles

from 2014-16.

Distor is a certified strength and conditioning specialist and performance enhancement specialist. He served as an intern at UCLA during the summer of 2012 after a stint as an assistant football and strength coach at Arcadia High School in Arcadia, Calif. Distor also received a minority scholarship from the National Strength and Conditioning Association Foundation (NSCA) in 2012-13.

A Phoenix native, Distor earned a bachelor's degree in kinesiology, graduating summa cum laude from Arizona State University. He also earned a master's degree in exercise science and health promotion from California University of Pennsylvania.

### DISTOR'S COACHING LEDGER

**2019 Assistant Strength and Conditioning**  
 2016-18 Assistant Strength and Conditioning  
 2016 Assistant Strength and Conditioning  
 2014-16 Graduate Assistant  
 2010-14 Student Assistant

**Houston Texans**  
 Chicago Bears  
 Memphis  
 UCLA  
 Arizona State



## MIKE EUBANKS

### HEAD STRENGTH AND CONDITIONING

2ND SEASON WITH TEXANS / 11TH NFL SEASON



Mike Eubanks is in his first season as head strength and conditioning coach and second overall campaign with the Houston Texans. He spent the 2018 season as an assistant strength and conditioning coach and this will be his 11th overall season coaching in the NFL.

Eubanks and Texans Assistant Strength and Conditioning Coach/Sports Science Coordinator Jason George begin their eighth season together after being on staff for three seasons each in Jacksonville and Denver. Eubanks also worked with Assistant Strength and Conditioning Coach/Performance Therapist Billy J. Voltaire in Denver for three seasons.

In his six seasons with the Broncos (2012-17), Eubanks helped the team capture Super Bowl 50, earn four playoff appearances, 35 Pro Bowl berths and 17 AP All-Pro selections while going 64-32 over that span. The team's 64 victories ranked as the third most in the NFL during that range.

Eubanks served as a strength staff assistant coach with the Jaguars from 2010-11 and interned with the team in 2009 after working as a graduate assistant strength and conditioning coach at Arizona State

University from 2008-09.

Prior to his stint with the Sun Devils, Eubanks interned at Athletes' Performance from 2007-08, where he helped train college prospects for the NFL Combine and worked out NFL veterans during the offseason.

He began his career as a defensive backs coach at Scottsdale Community College from 2003-04 before spending two seasons (2006-07) as the strength and conditioning coach with additional responsibilities instructing defensive backs and wide receivers at Seton Catholic High School in Phoenix.

A certified corrective exercise specialist through the National Academy of Sports Medicine and a certified strength and conditioning specialist through the National Strength and Conditioning Association, Eubanks was a three-year letterman in football at the University of Wisconsin-Eau Claire. He earned a bachelor's degree in exercise and wellness and a master's degree in education from Arizona State.

Eubanks and his wife, Holly, have two sons, Nolan and Wes.



#### EUBANKS' COACHING LEDGER

<b>2019</b>	<b>Head Strength and Conditioning</b>	<b>Houston Texans</b>
<b>2018</b>	<b>Assistant Strength and Conditioning</b>	<b>Houston Texans</b>
2012-17	Assistant Strength and Conditioning	Denver Broncos
2010-11	Strength Staff Assistant	Jacksonville Jaguars
2009	Strength and Conditioning Intern	Jacksonville Jaguars
2008-09	Graduate Assistant Strength Conditioning	Arizona State
2007-08	Strength and Conditioning Intern	Athletes' Performance (Tempe, Ariz.)
2006-07	Defensive Backs/Wide Receivers/Strength and Conditioning	Seton Catholic HS (Phoenix)
2003-04	Defensive Backs	Scottsdale (Ariz.) Community College

## COACHING STAFF



### JASON GEORGE

#### ASSISTANT STRENGTH AND CONDITIONING / SPORTS SCIENCE COORDINATOR

2ND SEASON WITH TEXANS / 11TH NFL SEASON



Jason George begins his 11th season in the NFL and second with the Houston Texans as an assistant strength and conditioning coach/sports science coordinator.

George brings more than 25 years of collegiate and NFL experience to the Texans, including partnering with Texans Head Strength and Conditioning Coach Mike Eubanks for three seasons each in Denver and Jacksonville.

From 2015-18, George served as the head strength and conditioning coach for the Chicago Bears, overseeing all facets of the team's workout regimen and helping three different players earn Pro Bowl berths.

From 2012-14, George worked with Eubanks on the Broncos staff, helping Denver to a 38-10 record, 23 Pro Bowl selections and 11 AP All-Pros during that span.

George received his NFL start alongside Eubanks with the Jacksonville Jaguars from 2009-11. The duo helped Jaguars players earn six Pro Bowl berths in that period.

Prior to reaching the NFL ranks, George served as the head strength and conditioning coach at Fordham University from 1998-08. In 2000, he


was named the Atlantic 10 Conference College Strength and Conditioning Coach of the Year by the National Strength and Conditioning Association and received the school's Iron Major Award as the university's coach of the year. Fordham won two Patriot League Football titles (2002 and 2007) during his tenure.

George got his collegiate coaching start at the University of Kansas, where he served as a graduate assistant in the strength program from 1997-98 while completing his master's degree in education with a double specialization in sports psychology and sport administration.

He began his career as a strength and conditioning coach/assistant football coach at St. Paul's High School (1993-96) in his hometown of Winnipeg, Manitoba, Canada.

A graduate of the University of Manitoba where he played safety and earned Academic All-Canadian honors as a senior in 1991, George is an NSCA certified strength and conditioning specialist as well as a certified corrective exercise specialist through the National Academy of Sports Medicine.

George resides in Houston with his wife, Leslie.



#### GEORGE'S COACHING LEDGER

		Houston Texans
2018-19	Assistant Strength and Conditioning/Sports Science Coordinator	
2015-18	Head Strength and Conditioning	Chicago Bears
2012-14	Assistant Strength and Conditioning	Denver Broncos
2009-11	Assistant Strength and Conditioning	Jacksonville Jaguars
1998-08	Head Strength and Conditioning	Fordham University
1997-98	Graduate Assistant	University of Kansas
1993-96	Head Strength and Conditioning/Assistant Football Coach	St. Paul's High School





## ANDRE JOHNSON

**SPECIAL ADVISOR TO THE HEAD COACH**

1ST SEASON WITH TEXANS / 15TH NFL SEASON



Andre Johnson enters his first season as a member of the Houston Texans coaching staff following a 14-year playing career.

Johnson spent the first 12 seasons of his career with the Texans after being selected with the third-overall pick in the 2003 NFL Draft. He is the franchise's all-time leader in nearly every receiving category including career receptions (1,012), receiving yards (13,597), receiving touchdowns (64) and 100-yard games (51). He also holds numerous single-game records for the Texans, including the most receptions (14), receiving yards (273) and receiving touchdowns (three).

Johnson, who was inducted into the Texas Sports Hall of Fame as part of the Class of 2019, played and started 169 games for the Texans from 2003-14 and led the team in receptions and receiving yards in 10 of those

seasons. He set the single-season franchise record for receptions with 115 in 2008 and receiving yards with 1,598 in 2012. Johnson also had a stretch of 133 consecutive games played with a reception (11/6/05 to 12/21/14) and scored 64 career touchdowns with the Texans, which marks the second most in franchise history.

Johnson was named first-team All-Pro on two separate occasions and second-team All-Pro once. He also holds the NFL record for the most career games with at least 10 receptions and 100 yards receiving with 21. On Nov. 19, 2017, the seven-time Pro Bowler was inducted into the Texans' Ring of Honor as the inaugural member.

Prior to his NFL career, Johnson, a Miami native, played three seasons (2000-02) at the University of Miami, where he recorded 92 receptions for 1,831 yards and 20 touchdowns in 34 career games for the Hurricanes.



### JOHNSON'S COACHING LEDGER

2019	Special Advisor to the Head Coach	Houston Texans
------	-----------------------------------	----------------



## BOBBY KING

### INSIDE LINEBACKERS

6TH SEASON WITH TEXANS / 10TH NFL SEASON



Bobby King is in his second season coaching inside linebackers for the Houston Texans after serving as linebackers coach in 2017. He is in his second stint with the team after spending 2011-13 on staff, and the 2019 season will be his 10th year coaching in the NFL.

Under King's tutelage in 2018, ILB Benardrick McKinney was named to his first career Pro Bowl after posting 105 total tackles, seven passes defended, five quarterback hits, five tackles for loss, 1.5 sacks, a forced fumble and his first-career interception. ILB Zach Cunningham established himself in his second NFL season by tying McKinney for the team lead with 105 total tackles and notching his first-career interception, which he returned 38 yards for a touchdown in Week 13 versus Cleveland.

King's unit helped the Texans defense lead the NFL in opponent average rushing yards per carry (3.44) and yield the third-fewest rushing yards (1,323) in the league. Houston allowed just 19.8 points per game in 2018, including an NFL-best 17.3 points per game from Week 5-17. The Texans had a turnover differential of plus-13, which set a new single-season franchise record, led the AFC and ranked second in the NFL. Houston also led the AFC and ranked second in the NFL in points off turnovers with 111 total points scored off their 29 takeaways (15 interceptions, 14 fumble recoveries).

In his first season back in Houston, King guided rookie ILBs Cunningham and Dylan Cole to standout campaigns. Cunningham played in all 16 games and notched 82 total tackles (45 solo), good for second among all NFL rookies and fourth in franchise history among rookies. Cole posted two interceptions, including one returned for a touchdown, making him the only college free agent with a pick-six in 2017 and the only college free agent linebacker with a pick-six since Giants LB Chase Blackburn in 2005. McKinney registered a team-high 95 total tackles in addition to 3.0 sacks and 10 tackles for loss.

Texans DE/OLB Jadeveon Clowney set single-season career highs in sacks (9.5), tackles for loss (21), quarterback hits (21), forced fumbles (two), total tackles (59), sack yards (67), games played (16) and games started (16) while making his second straight Pro Bowl appearance. Clowney was the only player in the AFC and one of two players in the NFL with 20-or-more tackles for loss and 20-or-more quarterback hits in 2017 while posting the fifth-most tackles for loss by a Texans player in a single season in franchise history.

The Texans defense had the fourth-most tackles for loss in a single season in franchise history with 85 in 2017 and had 26 different players record at least one tackle for loss, which led the NFL and set a single-season franchise record for most players with a tackle for loss. The Texans also had 32 sacks as a team in 2017 and an NFL-high and a franchise-record 18 different players with at least 0.5 sacks. Houston tied for fifth in the league with four defensive touchdowns in 2017 and allowed the lowest opponent rushing average in team history at 3.97 yards per carry.

King spent the 2014-16 seasons as the assistant linebackers coach for the San Diego Chargers (now the Los Angeles Chargers), where he worked under Texans Senior Defensive Assistant/Outside Linebackers Coach John Pagano while Pagano served as the defensive coordinator. In

2016, rookie ILB Jatavis Brown led the Chargers with 76 total tackles (63 solo) to go along with 3.5 sacks, two forced fumbles, one fumble recovery, six passes defended and eight tackles for loss in 12 games (seven starts). Second-year ILB Denzel Perryman also set his single-season career high with 71 total tackles (55 solo), 2.0 sacks, one interception and eight tackles for loss in 12 games (11 starts). As a unit, Chargers linebackers forced the third-most fumbles in the NFL with 11 total in 2016.

In 2015, Chargers OLB Melvin Ingram led the team and tied for 12th in the NFL with 10.5 sacks to go along with 65 total tackles (52 solo), six passes defended, 20 quarterback hits, 14 tackles for loss, three forced fumbles and one fumble recovery. Additionally, ILB Manti Te'o led the team in total tackles with a single-season career-high 82 in 12 games. Chargers linebackers combined for 49 tackles for loss in 2015, second most in the NFL.

Before joining the Chargers, King spent three seasons in Houston, including two years (2012-13) as the assistant linebackers coach. During the 2013 season, Texans ILB Darryl Sharpton led the team in tackles with a single-season career-high 87. Additionally, OLB Brooks Reed posted single-season career highs in tackles (56) and tackles for loss (nine). That season, Texans linebackers comprised three of the team's top five leading tacklers (Sharpton, Reed and ILB Joe Mays).

In 2012, despite numerous injuries, Texans linebackers were an integral part of the NFL's seventh-ranked defense. ILB Bradie James led the unit with 105 tackles, while veterans Tim Dobbins, Darryl Sharpton and Barrett Ruud helped shore up the middle of the defense. On the outside, rookie Whitney Mercilus tied Brooks Reed's rookie sack record with 6.0 on the season, while Reed totaled 42 tackles and 2.5 sacks despite missing four games with a groin injury. Reed also tied for the team lead with 1.5 sacks in the postseason.

King started with the Texans in 2011 as a defensive assistant. That season, he was part of the third-largest defensive turnaround since the 1970 AFL-NFL merger as the Texans finished the year ranked second in the league in total defense, giving up 285.7 yards per game, after allowing 376.9 yards per game and ranking 30th in 2010.

A native of Louisville, Ky., King was a three-year letter-winner and a two-year starter on the defensive line at the University of Texas-El Paso from 1998-2000. It's also where he made his start in coaching, serving as a student assistant working with the defensive line from 2002-03.

In 2005, King landed his first full-time job as a defensive line coach at West Texas A&M, where he was part of a team that captured the Lone Star Conference championship and earned the school's first-ever NCAA Division II playoff appearance. King coached for two seasons at Baylor from 2006-07, where he worked with the defensive line as a graduate assistant before returning to West Texas A&M in 2008 as the defensive line coach for two seasons. In 2009, the Buffaloes reached their first bowl game since 1967.

King secured his first NFL job with Dallas in 2010 as the defensive quality control coach and assistant linebackers coach. He spent one

## COACHING STAFF

season with the Cowboys where he worked directly under Reggie Herring and Wade Phillips before joining the Texans.

King and his wife, Elizabeth, have two children, son Jackson Robert and daughter Chloe Elizabeth.



### KING'S COACHING LEDGER

2018-19	Inside Linebackers	Houston Texans
2017	Linebackers	Houston Texans
2014-16	Assistant Linebackers	San Diego Chargers
2012-13	Assistant Linebackers	Houston Texans
2011	Defensive Assistant	Houston Texans
2010	Defensive Quality Control/Assistant Linebackers	Dallas Cowboys
2008-09	Defensive Line	West Texas A&M
2006-07	Graduate Assistant (Defensive Line)	Baylor
2005	Defensive Line	West Texas A&M
2002-03	Student Assistant	Texas-El Paso





# WILL LAWING

## TIGHT ENDS

6TH SEASON WITH TEXANS / 6TH NFL SEASON

15 16 18  
Division Titles



Will Lawing is in his sixth season with the Houston Texans and first as tight ends coach. Lawing spent two years as an offensive assistant/offensive line coach after three years on the defensive side of the ball.

In 2018, the Texans captured an AFC South title with an 11-5 record, which marked the second-most wins in a season in franchise history and the first season with double-digit wins since 2012. Houston became the first team to start 0-3 and win a division title since 1992 and won a franchise-record nine consecutive games in Weeks 4-13, which made it the first team in NFL history to win nine straight games after starting 0-3.

In Lawing's first season on the offensive staff in 2017, the Texans scored 30-or-more points six times, which tied the franchise record for the most games with 30-or-more points in a season (2012). Houston also threw for the third-most passing touchdowns in a single season in franchise history (28) and the most 25-plus yard completions in a single season in franchise history (38). In Week 4 vs. Tennessee, the Texans scored the most points in a game in franchise history with 57, scored a team-record seven touchdowns and won by the largest margin of victory in Texans history with a 43-point win. Despite starting seven different offensive line combinations in 2017, the Texans ran for 120-or-more rushing yards in six straight games (Week 2-8), which marked the longest streak in franchise history and was the second-longest streak in the NFL in 2017.

With Lawing serving as defensive quality control coach from 2014-16, the Texans defense ranked third in the NFL in net yards allowed per game (319.9) and net passing yards allowed per game (218.4). The team also ranked first in third-down defense (33.6 percent), fourth in opponent completion percentage (59.5) and sixth in points allowed per game (19.8).

Houston won back-to-back AFC South division championships in 2015-16 and put together three straight winning seasons (2014-16) for the first time in franchise history. Houston's 7-1 record at home and 5-1 record in the division in 2016 both tied franchise records. The team also advanced to the AFC Divisional Round for the first time since 2012.

The Texans finished the 2016 season with the NFL's top-ranked defense

for the first time in franchise history, surrendering an average of only 301.3 total net yards per game. They also gave up the fewest first downs (17.0) and second-fewest net passing yards (201.6) per game. From Weeks 8-17, Houston allowed an average of 71.9 net rushing yards per game and opponents only scored three rushing touchdowns during that span, both of which led the league.

Houston finished the 2015 season ranked third in net yards (310.2) and net passing yards (210.4) allowed per game, fifth in opponent completion percentage (59.0) and seventh in points allowed per game (19.6). The Texans also set franchise single-season records for sacks (45) and opponent third-down percentage (28.5) in 2015. That percentage led the league in 2015 and was the lowest mark by any NFL team since the 2003 Tennessee Titans (27.7).

The Texans won their first AFC South crown since 2012 and only allowed six points or less five times in 2015, which led the NFL and is tied for the most such games in a season since the 1991 New Orleans Saints (six times). On the season, the Texans didn't allow the opposing team to score a touchdown in four of their games.

In 2014, the Texans led the NFL in takeaways with a franchise-record 34 and became just the third team in the last 20 years to lead the league in takeaways after finishing last the previous season. They also led the NFL with 35 points scored against opposing offenses and set a franchise record with five defensive touchdowns.

Lawing came to Houston from Penn State, where he served as a graduate assistant under Head Coach Bill O'Brien for the 2013 season.

Prior to Penn State, Lawing spent four seasons with Juniata College as the program's offensive coordinator (2011-12), passing game coordinator (2010) and tight ends coach (2009). In addition to his coaching duties, Lawing was also Juniata's recruiting coordinator.

A 2008 graduate of the University of North Carolina with a bachelor's degree in exercise and sports science, Lawing was a four-year member of the Tar Heels' football team.



### LAWING'S COACHING LEDGER

2019	Tight Ends	Houston Texans
2017-18	Offensive Assistant/Offensive Line	Houston Texans
2014-16	Defensive Quality Control	Houston Texans
2013	Graduate Assistant	Penn State
2011-12	Offensive Coordinator	Juniata College
2010	Passing Game Coordinator	Juniata College
2009	Tight Ends	Juniata College



## D'ANTON LYNN

### ASSISTANT SECONDARY

2ND SEASON WITH TEXANS / 5TH NFL SEASON



D'Anton Lynn enters his second season as an assistant secondary coach with the Texans in 2019. He previously served as a defensive assistant with the Buffalo Bills (2015-16) and Los Angeles Chargers (2017).

In Lynn's first season in 2018, the Texans captured an AFC South title with an 11-5 record, which marked the second-most wins in a season in franchise history and the first season with double-digit wins since 2012. Houston became the first team to start 0-3 and win a division title since 1992 and won a franchise-record nine consecutive games in Weeks 4-13, which made them the first team in NFL history to win nine straight games after starting 0-3.

Houston allowed just 19.8 points per game in 2018, including an NFL-best 17.3 points per game from Weeks 5-17. The Texans had a turnover differential of plus-13, which set a new single-season franchise record, led the AFC and ranked second in the NFL. Houston also led the AFC and ranked second in the NFL in points off turnovers with 111 total points scored off their 29 takeaways (15 interceptions, 14 fumble recoveries).

Assisting the Chargers' defense in 2017, Lynn helped Los Angeles post the third-best pass defense in the NFL, only allowing 197.2 yards per game. The secondary was tied for third in the league with only 17 touchdown passes allowed, fourth with a 78.1 opponent passer rating, fourth with 302 interception return yards, tied for sixth in the league with 18 interceptions and tied for 10th in the league with 79 passes defended.

Chargers First-Team All-Pro CB Casey Hayward recorded 40 total tackles (33 solo), a career-high 22 passes defended, four interceptions,

one forced fumble, two fumble recoveries and nine tackles for loss in 16 games started. S Tre Boston logged career highs in total tackles (79), interceptions (five) and passes defended (eight), while S Jahleel Addae posted career highs in total tackles (96), passes defended (seven) and tackles for loss (nine). Second-year CB Trevor Williams also had a career year under Lynn, notching a career high in total tackles (54), interceptions (two) and passes defended (13).

Under Lynn's guidance in 2016, the Bills secondary was fourth in the NFL with 19 passing touchdowns allowed, fourth with an opponent completion percentage of 59.9 and sixth with an average of 223.9 passing yards allowed per game.

In his first full-time NFL position in 2015, the Bills ranked first in the NFL with 93 passes defended, posted the third-lowest completion percentage at 57.6 percent and tied for sixth in the league with 17 interceptions.

Prior to serving as a full-time coach, Lynn served in the scouting department with the New York Jets in 2013 and as a seasonal coaching intern with the Jets in 2014. In 2012, Lynn signed with the Jets as a college free agent and spent time in their training camp before playing with the Hamilton Tiger-Cats of the CFL in 2013.

A native of Plano, Texas, Lynn played cornerback at Penn State in State College, Pa. from 2008-11 and was a three-time honorable mention All-Big Ten selection.

The son of Chargers Head Coach Anthony Lynn, D'Anton played for his father in 2012 and coached with him from 2014-17.



#### LYNN'S COACHING LEDGER

		Houston Texans
2018-19	Assistant Secondary	
2017	Defensive Assistant	Los Angeles Chargers
2015-16	Defensive Assistant	Buffalo Bills
2014	Seasonal Coaching Intern	New York Jets





## ANTHONY MIDGET

### SECONDARY

6TH SEASON WITH TEXANS / 6TH NFL SEASON

15 16 18  
Division Titles



Anthony Midget is in his second season as secondary coach for the Houston Texans. He enters his sixth overall campaign with the team after spending his first four years as the assistant secondary coach.

Since Midget's arrival in 2014, the Texans rank second in the NFL in third-down defense with a 35.3 opponent third-down percentage, fourth in opponent completion percentage (61.5) and fifth in net yards allowed per game (329.9).

In Midget's first season overseeing the secondary in 2018, the Texans captured an AFC South title with an 11-5 record, which marked the second-most wins in a season in franchise history and the first season with double-digit wins since 2012. Houston became the first team to start 0-3 and win a division title since 1992 and won a franchise-record nine consecutive games in Weeks 4-13, which made them the first team in NFL history to win nine straight games after starting 0-3.

Houston allowed just 19.8 points per game in 2018, including an NFL-best 17.3 points per game from Weeks 5-17. The Texans had a turnover differential of plus-13, which set a new single-season franchise record, led the AFC and ranked second in the NFL. Houston also led the AFC and ranked second in the NFL in points off turnovers with 111 total points scored off their 29 takeaways (15 interceptions, 14 fumble recoveries).

Under Midget's tutelage, S Justin Reid quickly blossomed into an impact player in his rookie season. Reid played in all 16 games and became the first rookie to post a stat line of 81 total tackles, three interceptions (including one returned 101 yards for a touchdown), 10 passes defended, one quarterback hit, two tackles for loss, one forced fumble, two fumble recoveries and seven special teams tackles since each stat became officially tracked by the NFL. Midget also helped veteran CB/S Kareem Jackson become one of the most versatile defensive backs in the league and recorded the best season of his nine-year career. He ranked third in the NFL with a single-season career-high 17 passes defended and added a career-high 87 total tackles in addition to 1.0 sack, two interceptions, two forced fumbles and a fumble recovery.

In 2017, Houston tied with Cincinnati, Miami and Pittsburgh for the NFL lead with three different defensive backs posting one-or-more interceptions and 1.0-or-more sacks. Jackson was joined by S Marcus Gilchrist (1.0 sack in Week 3 at New England and one interception in Week 4 vs. Tennessee) and S Eddie Pleasant (2.0 sacks in Week 9 vs. Indianapolis and one interception in Week 11 vs. Arizona). Additionally, Houston had seven players record an interception and 11 interceptions as a team in 2017.

Pleasant and CB Johnathan Joseph also played well under Midget in 2017. In Week 6 vs. the Browns, Joseph finished with three tackles, one tackle for loss, three passes defended and a single-game career-high two interceptions, returning one 81 yards for a touchdown. Joseph was named the AFC Defensive Player of the Week following his stellar performance. For the season, Pleasant compiled 27 total tackles (22 solo), 2.0 sacks, one interception, three passes defended, two quarterback hits, one tackle for loss and one forced fumble while playing all 16 games (no starts). He was one of five safeties in the NFL to produce 2.0-or-more sacks and an interception in 2017 and the only one who didn't start a game.

The Texans won back-to-back AFC South division championships in 2015-16 and put together three straight winning seasons (2014-16) for the first time in franchise history. Houston's 7-1 record at home and 5-1 record in the division in 2016 both tied franchise records. The team also advanced to the AFC Divisional Round for the first time since 2012.

The Texans finished the 2016 season with the NFL's top-ranked defense for the first time in franchise history, surrendering an average of only 301.3 total net yards per game. They also gave up the fewest first downs (17.0) and second-fewest net passing yards (201.6) per game. Houston was the only team in the NFL to not allow a 300-yard passer in 2016 and has given up just one 300-yard passer in the last 32 regular season games.

S Quintin Demps led all NFL safeties in 2016 with a career-high six interceptions, which also tied for the second-most in a single season in Texans history. CB A.J. Bouye set single-season career highs with 62 total tackles and 16 passes defended while starting 11 games. Bouye also became the first player in team history with a pick in back-to-back postseason games.

In 2015, the Texans defense finished third in the NFL in net yards (310.2) and net passing yards (210.4) allowed per game, tied for third in passes defended (90) and tied for seventh in points allowed per game (19.6). The Texans also allowed the fifth-lowest opponent completion percentage (59.0) in the league.

The Texans led the NFL in third-down defense, as opponents converted only 28.5 percent (61-of-214) of their opportunities. That percentage is the lowest single-season mark in franchise history by 4.5 percent and at the time represented the lowest opponent third-down percentage by any NFL team since the 2003 Tennessee Titans (27.7).

Houston won its first AFC South division championship since 2012 and only allowed six points or less five times in 2015, which led the NFL and is tied for the most such games in a season since the 1991 New Orleans Saints (six times). On the season, the Texans didn't allow the opposing team to score a touchdown in four games.

In 2014, the Texans secondary was involved in 22 of Houston's 34 takeaways and had seven players with either a forced fumble, fumble recovery or interception. The group accounted for nine forced fumbles, five fumble recoveries, 16 interceptions and three interceptions returned for touchdowns. As a team, the Texans set a franchise record with 11 different players recording interceptions, four interception returns for touchdowns, and an NFL-best 483 yards on interception returns.

Prior to joining the Texans, Midget spent one season at Penn State where he held the role of safeties coach for Head Coach Bill O'Brien in 2013. In his lone year, Penn State's pass defense efficiency ranked fifth in the Big Ten and the secondary joined Ohio State as the only two teams to have three players rank in the top 20 of passes defended in the conference.

From 2008-12, Midget served as secondary coach and special teams coordinator (2008-11) before becoming defensive coordinator (2012) at Georgia State. During his tenure, he worked with kick returner Albert



## COACHING STAFF

Wilson, who led the Colonial Athletic Association with a 25.9 kickoff return average en route to being selected CAA Co-Special Teams Player of the Year in 2012. Midget was also instrumental in the development of P Lain Vance, who was a third-team All-American in 2010.

Midget joined the collegiate coaching ranks as a graduate assistant at Virginia Tech, his alma mater, helping the Hokies win the 2007 Atlantic Coast Conference title. He began his coaching career at Lake Worth (Fla.) High School, where he served as an assistant coach for four seasons (2003-06).



Midget was a four-year letterman and a three-year starter at cornerback at Virginia Tech. As a senior in 1999, he earned third-team All-American honors and first-team All-Big East honors, helping the Hokies reach the BCS National Championship Game. He also was named to the Big East All-Academic team and the Athletic Director's Honor Roll. Midget was selected by the Atlanta Falcons in the fifth round (134th overall) of the 2000 NFL Draft.

Midget and his wife, Tresica, have two daughters, Anaiya and Kaylin, and one son, Jalen.

### MIDGET'S COACHING LEDGER

<b>2018-19</b>	<b>Secondary</b>	<b>Houston Texans</b>
<b>2014-17</b>	<b>Assistant Secondary</b>	<b>Houston Texans</b>
2013	Safeties	Penn State
2012	Defensive Coordinator	Georgia State
2008-11	Secondary/Special Teams Coordinator	Georgia State
2007	Graduate Assistant	Virginia Tech
2003-06	Assistant Coach	Lake Worth (Fla.) HS



## MATT O'DONNELL

### DEFENSIVE ASSISTANT

2ND SEASON WITH TEXANS / 2ND NFL SEASON



Matt O'Donnell enters his second season with the Houston Texans in 2019. He serves as the team's defensive assistant after spending one season as a defensive quality control coach.

In O'Donnell's first season in 2018, the Texans captured an AFC South title with an 11-5 record, which marked the second-most wins in a season in franchise history and the first season with double-digit wins since 2012. Houston became the first team to start 0-3 and win a division title since 1992 and won a franchise-record nine consecutive games in Weeks 4-13, which made them the first team in NFL history to win nine straight games after starting 0-3.

Houston allowed just 19.8 points per game in 2018, including an NFL-best 17.3 points per game from Week 5-17. The Texans had a turnover differential of plus-13, which set a new single-season franchise record, led the AFC and ranked second in the NFL. Houston also led the AFC and ranked second in the NFL in points off turnovers with 111 total points scored off their 29 takeaways (15 interceptions, 14 fumble recoveries).

O'Donnell came to Houston from Duke University, where he served as a graduate assistant working primarily with the defense from 2016-17. With the Blue Devils, O'Donnell worked with a pair of First-Team All-ACC selections, one Second-Team All-ACC pick and five Third-Team All-ACC

selections on the defensive side of the ball in his two seasons. In 2016, LB Joe Giles-Harris earned Freshman All-American honors after producing 107 tackles, 4.0 sacks and one interception.

O'Donnell spent the 2014 and 2015 seasons as a defensive graduate assistant at Southern Mississippi and helped lead the Golden Eagles to a 9-5 record and an appearance in the Conference USA Championship Game in 2015.

Prior to joining Southern Mississippi, O'Donnell spent two years (2012-13) as a student assistant at the University of Iowa, helping the Hawkeyes go 8-5 and make an appearance in the 2013 Outback Bowl.

O'Donnell played linebacker at Brown University from 2008-11, where he served on the team's leadership committee and helped the Bears claim the 2008 Ivy League Championship. He was named an Honorable Mention All-Ivy League selection as a senior in 2011 after finishing second on the team with 69 total tackles, including 5.5 for a loss.

A native of Tipton, Iowa, O'Donnell graduated from Brown with a bachelor's degree in economics and earned a master's degree in sports management from Southern Mississippi. He and his wife, Katie, reside in Houston with their son, Bennett.



#### O'DONNELL'S COACHING LEDGER

2019	Defensive Assistant	Houston Texans
2018	Defensive Quality Control	Houston Texans
2016-17	Graduate Assistant/Defense	Duke
2014-15	Defensive Graduate Assistant	Southern Mississippi
2012-13	Student Assistant	Iowa



## JOHN PAGANO

SENIOR DEFENSIVE ASSISTANT / OUTSIDE LINEBACKERS

2ND SEASON WITH TEXANS / 24TH NFL SEASON

99 04 06 07 08 09 18  
Division Titles



John Pagano enters his second season as senior defensive assistant/outside linebackers coach with the Houston Texans in 2019. He has more than five years of defensive playcalling experience with in the NFL and possesses 30 years of professional and collegiate coaching experience.

In Pagano's first season on staff, the Texans captured an AFC South title with an 11-5 record, which marked the second-most wins in a season in franchise history and the first season with double-digit wins since 2012. Houston became the first team to start 0-3 and win a division title since 1992 and won a franchise-record nine consecutive games in Weeks 4-13, which made them the first team in NFL history to win nine straight games after starting 0-3.

Houston allowed just 19.8 points per game in 2018, including an NFL-best 17.3 points per game from Weeks 5-17. The Texans had a turnover differential of plus-13, which set a new single-season franchise record, led the AFC and ranked second in the NFL. Houston also led the AFC and ranked second in the NFL in points off turnovers with 111 total points scored off their 29 takeaways (15 interceptions, 14 fumble recoveries). DE/OLB Jadeveon Clowney was named to his third consecutive Pro Bowl after posting 9.0 sacks, 21 quarterback hits, 16 tackles for loss and a career-high three fumble recoveries in 15 games played.

Under Pagano's watch as Oakland's assistant head coach - defense, the Raiders had five players notch 75-or-more tackles and three players record 80-or-more tackles in 2017. DE Khalil Mack earned his third consecutive Pro Bowl berth after collecting 78 total tackles and 10.5 sacks. ILB NaVorro Bowman also performed well under Pagano, notching 89 total tackles (58 solo), 1.5 sacks, one interception, five tackles for loss, four quarterback hits and one forced fumble in just 10 games (10 starts). After Pagano took over playcalling duties in advance of Week 12, the Oakland defense notched more sacks (17.0) and takeaways (eight) in the final six weeks of the season than it had in the first 11. LB Bruce Irvin best illustrated the rapid increase in production under Pagano, as the veteran pass rusher jumped from 1.0 sack through 11 weeks to finish the season with 8.0, matching his career high.

Pagano served as the Chargers defensive coordinator from 2012-16, helping the team advance to the Divisional Round of the playoffs in 2013.

In 2016, the Chargers tied for the NFL lead with 18 interceptions despite having 11 defensive players on the Reserve/Injured List, CB Casey Hayward owned a league-high 11 picks and DE Joey Bosa was named the NFL Defensive Rookie of the Year after collecting 10.5 sacks in only 12

games.

In 2014, the Chargers ranked ninth in the NFL in total defense and fourth in pass defense, marking the second time in Pagano's first three years as defensive coordinator that the team ranked in the top 10 in total defense.

In the Chargers' run to the Divisional Round in 2013, the team recorded 16 takeaways in their last eight games, including the postseason, and won four of their final five regular season contests. In the postseason, the Chargers recorded a season-high four takeaways against Cincinnati in the Wild Card Round and two more against Denver in the Divisional Round.

In his first season as defensive coordinator in 2012, the Chargers ranked ninth in total defense, sixth in run defense, notched 38 sacks and scored seven defensive touchdowns, which ranked second in the NFL and was two shy of the team record set in 1961.

Pagano originally joined the Chargers in 2002 as the team's quality control coach for the defense before moving up the ranks. He transitioned to assistant linebackers coach before moving to outside linebackers and ultimately linebackers coach before becoming the team's defensive coordinator in 2012. One of Pagano's star pupils was three-time Pro Bowl LB Shawne Merriman, the NFL's Defensive Rookie of the Year in 2005 and the NFL's leader in sacks in 2006.

Pagano's first NFL experience was as a defensive assistant with the New Orleans Saints from 1996-97 and with the Indianapolis Colts from 1998-01. He entered coaching as an assistant at Mesa State College in Grand Junction, Colo., in 1989 before moving to Nevada-Las Vegas from 1990-91. He then served as the linebackers coach at Overland High School in Aurora, Colo., from 1992-93 before serving as a graduate assistant at Louisiana Tech (1994) and Mississippi (1995).

A native of Boulder, Colo., Pagano was an all-state linebacker at Fairview High School before moving on to play at Mesa State College in Grand Junction, Colo., from 1985-88. His older brother, Chuck, served as a coach in the NFL for 17 years, including serving as the head coach of the Indianapolis Colts from 2012-17. Both John and Chuck played for their father, Sam, at Fairview High School, where Sam spent 26 years as the head coach, winning three state titles and landing in the Colorado Sports Hall of Fame in 2018. Sam also coached internationally in Taiwan, Germany, France and Italy. John formerly served as a co-host of the Flavors of the Gaslamp in San Diego, an event that raised funds and awareness for Multiple Sclerosis. He and his wife, Kimberly, have two sons, Jagger and Brody.



## COACHING STAFF



### PAGANO'S COACHING LEDGER

2018-19	Senior Defensive Assistant / Outside Linebackers	Houston Texans
2017	Assistant Head Coach – Defense	Oakland Raiders
2012-16	Defensive Coordinator	San Diego Chargers
2009-11	Linebackers	San Diego Chargers
2007-08	Outside Linebackers	San Diego Chargers
2005-06	Assistant Linebackers – Quality Control	San Diego Chargers
2002-04	Defensive Assistant – Quality Control	San Diego Chargers
1998-2001	Defensive Assistant	Indianapolis Colts
1996-97	Defensive Assistant	New Orleans Saints
1995	Graduate Assistant	Mississippi
1994	Graduate Assistant	Louisiana Tech
1990-91	Graduate Assistant	UNLV
1989	Assistant Coach	Mesa St. College (Colo.)



## JOHN PERRY

### WIDE RECEIVERS

6TH SEASON WITH TEXANS / 6TH NFL SEASON



John Perry is in his third season as wide receivers coach with the Houston Texans. He enters his sixth overall season with the team after spending three seasons coaching tight ends.

In 2018, the Texans captured an AFC South title with an 11-5 record, which marked the second-most wins in a season in franchise history and the first double-digit wins since 2012. Houston became the first team to start 0-3 and win a division title since 1992 and won a franchise-record nine consecutive games in Weeks 4-13, which made it the first team in NFL history to win nine straight games after starting 0-3.

Under Perry's tutelage, WR DeAndre Hopkins and WR Will Fuller V formed one of the most dynamic receiver combinations in the NFL until Fuller V was lost for the season in Week 8. Hopkins put together his second-consecutive Associated Press NFL All-Pro First Team season and earned his third-career Pro Bowl bid after setting personal bests in receptions (115) and receiving yards (1,572) and finishing with the second-most touchdowns in a season (11). Rookie WR Keke Coutee added to the unit by hauling in 11 passes for 109 yards in his NFL debut, marking the most receptions by a rookie wideout in an NFL debut since the NFL/AFL merger.

In Perry's first season coaching receivers in 2017, Hopkins was named to the All-Pro First Team for the first time in his career after posting 96 receptions for 1,378 yards and a franchise-record 13 touchdowns, making him one of 14 players in NFL history to post those numbers in a season and the third-youngest ever to do so. Hopkins finished the season ranked first in the NFL in targets (174), sixth in receptions (96), fourth in receiving yards (1,378), first in receiving touchdowns (13), fourth in receiving first downs (69), first in receptions over 25 yards (17) and third in 100-yard receiving games (five).

In 2017, Texans receivers tied for the fewest dropped passes in a single season in franchise history with only 14. Hopkins (13 receiving touchdowns) and Fuller V (seven) finished first and tied for 19th in the NFL in touchdown receptions, respectively. The duo combined for 20 receiving touchdowns, which was the most by any pair of teammates in the NFL that season and the most by any pair of teammates in franchise history. The Texans had two receivers with seven-or-more touchdown receptions in a season one other time in franchise history (2008).

Fuller V missed Weeks 1-3 and 11-13 in 2017 but compiled 28 receptions for 423 yards (15.1 avg.) and a single-season career-high seven touchdowns in 10 games. He scored a touchdown on seven of his first 11 receptions of the season. Since 1991, no player in the NFL has reached seven receiving touchdowns on fewer receptions in a season.

The Texans scored 30-or-more points six times in 2017, which tied the franchise record for the most games with 30-or-more points in a season (2012). Houston also threw for the third-most passing touchdowns in a single season in franchise history (28) and the most 25-plus yard completions in a single season in franchise history (38). In Week 4 vs. Tennessee, the Texans scored the most points in a game in franchise history with 57, scored a team-record seven touchdowns and won by the largest margin of victory in Texans history with a 43-point win.

As tight ends coach from 2014-16, Perry helped the Texans win back-to-back AFC South division championships in 2015-16 and post three straight winning seasons – both firsts in franchise history. Houston's 7-1 record at home and 5-1 record in the division in 2016 both tied franchise records. The team also advanced to the AFC Divisional Round for the first time since 2012.

Texans tight ends had the most productive season in franchise history in 2016. C.J. Fiedorowicz, Ryan Griffin and Stephen Anderson, an undrafted rookie, combined for 115 receptions and 1,094 yards, both single-season franchise highs, and tallied the fourth-most touchdowns in team history with seven. Perry's unit improved by NFL-bests of 74 receptions and 4.6 receptions per game over its 2015 totals and finished with second-best increases in receiving yards (646) and receiving yards per game (40.4).

Under Perry's tutelage, Fiedorowicz blossomed into one of the best all-around tight ends in the league in 2016. In addition to blocking for the NFL's eighth-best rushing offense, the third-year tight end shattered his previous career highs with 54 receptions, 559 receiving yards, 10.4 yards per reception and four touchdowns. Griffin also enjoyed the best season of his career, as he set personal bests in receptions (50) and yards (442) while matching his high in touchdowns (two).

From 2014-15, Fiedorowicz, Griffin and Garrett Graham combined for 73 receptions for 764 yards and seven touchdowns. The group also helped Houston rank fifth in the AFC and ninth in the NFL with 121.6 rushing yards per game over those two seasons.

Before joining the Texans, Perry was the passing game coordinator and quarterbacks coach at the University of Delaware, where he mentored Trent Hurley, who led all Colonial Athletic Association (CAA) quarterbacks in passer rating (155.2) and ranked among the league leaders with 2,207 passing yards and 22 touchdowns. Delaware's offense ranked second in the CAA in scoring (32.8 points per game), third in passing (240.0 yards per game) and fourth in passing efficiency (143.84).

Prior to Delaware, Perry served as head coach at NCAA Division II Merrimack College for five seasons (2008-12), where he led the Warriors to a record of 29-21 and the 2009 Northeast-10 title. During his tenure, Merrimack produced six All-Americans and two Northeast-10 Conference Players of the Year. Perry's up-tempo, high-scoring offense was one of the best in the league for all five of his seasons on campus, as Merrimack won the Northeast-10 Championship in 2009. The team ranked second in the nation in total offense in 2012 at 525.8 yards per game and finished in the top 10 in 2009 (fourth), 2010 (ninth) and 2011 (seventh). Perry also helped elevate the program to new heights, guiding former All-American LB Shawn Loiseau to the NFL, making him the first Merrimack alum to sign an NFL contract with Houston in 2012.

Perry began his coaching career as running backs coach at Northeastern in 1993, and later served as receivers coach at Brown (1994-96). He also had stops as receivers coach and recruiting coordinator at New Hampshire (1997-98), offensive coordinator at Dartmouth (1999-2004), associate head coach and quarterbacks coach at Georgetown (2005), offensive coordinator at Hofstra (2006) and associate

## COACHING STAFF

head coach and quarterbacks coach at New Hampshire (2007). He coached numerous All-Americans and NFL signees along the way, including QB Ricky Santos.

A 1992 graduate of New Hampshire, Perry enjoyed a standout career as a football and basketball player for the Wildcats. He was a four-year starter

in football, served as team captain as a senior, and was a two-time All-Yankee Conference selection while setting several receiving records.

Perry and his wife, Jen, have three children, Caitlin, John and Elizabeth. His brother, James, is currently the head football coach at Brown.



### PERRY'S COACHING LEDGER

<b>2017-19</b>	<b>Wide Receivers</b>	<b>Houston Texans</b>
<b>2014-16</b>	<b>Tight Ends</b>	<b>Houston Texans</b>
2013	Passing Game Coordinator/Quarterbacks	Delaware
2008-12	Head Coach	Merrimack College
2007	Associate Head Coach/Quarterbacks	New Hampshire
2006	Offensive Coordinator	Hofstra
2005	Associate Head Coach/Quarterbacks	Georgetown
1999-04	Offensive Coordinator	Dartmouth
1997-98	Wide Receivers/Recruiting Coordinator	New Hampshire
1994-96	Wide Receivers	Brown
1993	Running Backs	Northeastern





## CARL SMITH

### QUARTERBACKS

1ST SEASON WITH TEXANS / 30TH NFL SEASON



Carl Smith enters his 30th season as an NFL assistant coach and the first as quarterbacks coach for the Houston Texans. Smith brings more than 40 years of overall coaching experience and has captured five division titles, two conference championships and won one Super Bowl.

Smith previously served as the Associate Head Coach of the Seattle Seahawks in 2018 after spending the previous seven seasons as the Seahawks quarterbacks coach.

From 2011-17, Smith mentored Seahawks QB Russell Wilson to become one of the most successful quarterbacks in the NFL, winning Super Bowl XLVIII as the third-youngest starting quarterback in NFL history. Smith guided Wilson to 73 victories (regular season and postseason), which marks the most victories in a player's first six seasons in league history. Under Smith, Wilson threw the third-most touchdown passes (161) in a player's first six seasons in NFL history, trailing only Dan Marino and Peyton Manning.

Wilson became the first player in NFL history to record a 100.0 passer rating in each of his first two seasons in the league, and broke his own franchise record (101.2 rating in 2013) with a league-leading 110.1 passer rating in 2015. Wilson also became the first quarterback in NFL history with a winning record in each of his first six seasons.

In 2016, Wilson tied his career high and a Seahawks franchise record with 34 touchdown passes and had a hand in 37 of Seattle's 38 offensive touchdowns while being named to his fifth-career Pro Bowl. Wilson led Seattle to another double-digit win season while setting career highs in attempts (546), completions (franchise-record 353) and yards (franchise-record 4,219).

Wilson finished the final seven games of the 2015 season with a 132.8 rating and became the only player in NFL history to pass for at least 24 touchdowns and have one or fewer interceptions in a seven-game span in a single-season. He became the first player in league history with 4,000 passing yards, 30 touchdown passes and 500 rushing yards in a single season.

Prior to joining the Seahawks, Smith spent two seasons as the Cleveland Browns quarterbacks coach from 2009-10, which marked his

second stint with the Browns, having coached quarterbacks in Cleveland from 2001-03.

Of Smith's 29 years as an NFL assistant, 13 have been spent as an offensive coordinator, last leading the Jacksonville Jaguars offense from 2005-06. In 2006, Jacksonville's offense ranked 10th in the NFL in total offense and third in rushing yards per game with an average of 158.8. In 2005, the Jaguars scored 361 points, 100 more than the previous season, and finished with a 12-4 record.

Prior to his time in Jacksonville, Smith worked with Seahawks Head Coach Pete Carroll in 2004 at the University of Southern California, where he mentored Heisman Trophy winner Matt Leinart and helped the Trojans win the National Championship.

Smith served as the assistant head coach/quarterbacks coach for the New England Patriots in 1997. Under Smith's tutelage, Patriots QB Drew Bledsoe completed more than 60 percent of his passes, threw for more than 3,700 yards and set career highs in touchdown passes (28) and passer rating (87.7) as he was voted to the Pro Bowl in 1997. Smith would later transition to the Patriots tight ends coach from 1998-99.

Smith began his NFL coaching career with the New Orleans Saints in 1986, serving as offensive coordinator/quarterbacks coach for 11 seasons. During that time, the franchise recorded its first-ever winning season, earned its first playoff berth, won its first division title and qualified for the postseason on four occasions.

Prior to the NFL, Smith was an assistant at the collegiate level for 12 seasons, with the final six as an offensive coordinator.

Smith lettered in football as a defensive back at California Polytechnic State University - San Luis Obispo from 1969-70 after transferring from Bakersfield College where he played quarterback from 1966-67. He earned his bachelor's (1971) and master's (1972) degrees in physical education from Cal Poly.

A native of Wasco, Calif., Smith and his wife, Dianne, have three sons, Tracy, Tyler and Nicholas, two grandsons, Troy and Bo, and a granddaughter, Lane. Smith's son Tracy serves as the Texans assistant special teams coach.

## COACHING STAFF



### SMITH'S COACHING LEDGER

<b>2019</b>	<b>Quarterbacks</b>	<b>Houston Texans</b>
2018	Associate Head Coach	Seattle Seahawks
2011-17	Quarterbacks	Seattle Seahawks
2009-10	Quarterbacks	Cleveland Browns
2007-08	Quarterbacks	Bartram Trail High School
2005-06	Offensive Coordinator	Jacksonville Jaguars
2004	Quarterbacks	Southern California
2001-03	Quarterbacks	Cleveland Browns
1998-99	Tight Ends	New England Patriots
1997	Assistant Head Coach/Quarterbacks	New England Patriots
1986-96	Offensive Coordinator/Quarterbacks	New Orleans Saints
1984-85	Quarterbacks/Wide Receivers	Philadelphia/Baltimore Stars (USFL)
1983	Special Teams/Tight Ends	Philadelphia Stars (USFL)
1982	Offensive Coordinator/Quarterbacks	North Carolina State
1981	Offensive Coordinator/Offensive Line	Lamar
1979-80	Offensive Coordinator/Quarterbacks	Lamar
1977-78	Offensive Coordinator/Running Backs	Louisiana-Lafayette
1975-76	Defensive Backs	Louisiana-Lafayette
1974	Defensive Line	Louisiana-Lafayette
1973	Linebackers	Colorado
1972	Graduate Assistant	Colorado
1971	Graduate Assistant	Cal Poly-SLO



## TRACY SMITH

### ASSISTANT SPECIAL TEAMS COORDINATOR

2ND SEASON WITH TEXANS / 11TH NFL SEASON



Tracy Smith begins his second season as assistant special teams coach with the Houston Texans in 2019. He is in his 11th NFL season and has assisted Texans Special Teams Coordinator Brad Seely for 10 of his seasons in the league.

In his first season in Houston in 2018, the Texans make a big leap in a number of special teams categories. Houston led the NFL in opponent starting field position with an average of the 25.5-yard line after finishing 26th in 2017. The Texans also ranked second in the NFL in starting field position (31.3) in 2018 after ranking 32nd the previous season. Houston was ninth in kickoff return average and third in opponent kickoff return average in 2018 after being 21st and 11th, respectively, before Smith and Seely's arrival. Additionally, Houston's rookie class led the NFL in percentage of special teams snaps played at 22.83 percent (1,689-of-7,397 special teams plays).

K Ka'imi Fairbairn led the NFL and set single-season franchise records in points scored (150) and field goals made (37). Fairbairn became the first kicker to hit game-winning field goals in overtime in consecutive games (Weeks 4-5) since David Akers in 2000. Fairbairn finished the season making his last 15 field goal attempts (Weeks 12-17) and made all 21 of his field goal attempts under 40 yards in 2018. His 58 touchbacks on kickoffs also marked a single-season franchise record, breaking his own record from 2017 (49). Fairbairn was named AFC Special Teams Player of the Month for December and AFC Special Teams Player of the Week for his Week 15 performance against the New York Jets.

Texans rookie P Trevor Daniel compiled 74 punts for 3,237 yards (43.7 avg.), including a long of 61 yards in 2018. He finished fourth in the NFL with 36 punts inside the 20-yard line and had only five touchbacks all year while also pinning 15 punts inside the 10-yard line. S A.J. Moore (11), RB Buddy Howell (nine), CB Johnson Bademosi (nine) and ILB Peter Kalambayi (eight) were the team leaders in total special teams tackles in 2018. In Week 6 vs. the Bills, Houston blocked its first punt since the 2014 season.

Smith spent three seasons coaching the Oakland Raiders (2015-17), with his special teams unit ranking fourth in punts inside of the 20-yard line (102), fifth in punting average (46.6), fifth in net punting average (41.3), eighth in kickoff return yards (2,540), ninth in punt returns (110) and 10th in punting yards (10,904) over that span.

In 2017, the Raiders finished fifth in the NFL in punting average (47.4) and seventh in opponent kickoff return average (19.9). K Giorgio Tavecchio made 33-of-34 extra point attempts (97.1%) and 16-of-21 field goal attempts (76.2%) in his first season. He became the first player to hit two 50-plus yard field goals on his debut in NFL history, earning AFC Special Teams Player of the Week in Week 1. P Marquette King also performed well with 69 punts for 3,270 yards (47.4 avg.) and a career-high 42.7 net punting average.

In 2016, Raiders K Sebastian Janikowski kicked three field goals of 50-or-more yards to become the NFL's all-time leader with 55 field goals of that distance. Janikowski also concluded the season with 414 career field goals, the ninth-most in NFL history, and moved into 10th on the NFL's all-

time scoring list with 1,799 points scored. Smith also helped King earn Associated Press All-Pro Second Team honors after recording 81 punts for 3,937 yards (48.6 avg.) while placing 34 punts inside of the 20-yard line.

In his first season in Oakland, Smith helped his special teams unit lead the league in kickoff return yards (1,268) and total return yards (1,540). The Raiders allowed only 22.7 yards per kickoff return, improving from 32nd in the league in 2014 to 13th in 2015. The team also blocked five combined extra points and field goals that season, tied for the most by any NFL team since 1995, and King set a franchise record by pinning 40 of his 83 punts inside of the 20-yard line.

Prior to joining the Raiders, Smith spent 2012-14 with the San Francisco 49ers, assisting Seely on one of the top units in the NFL. During that time span, the 49ers ranked in the top 10 in field goals made (ninth, 86) and opponents punt return average (ninth, 8.3). San Francisco also ranked in the top five in net punting average (fourth, 41.3) and gross punting average (third, 47.5).

In 2014, 49ers K Phil Dawson connected on 25-of-31 field goal attempts, including the second-most field goals of 50-or-more yards with six, and P Andy Lee finished with the sixth-highest punting average (46.8) in the NFL.

The 2013 49ers special teams unit ranked second in the NFL according to Rick Gosselin's annual special teams rankings. Dawson set a franchise record with 27 consecutive field goals made while producing a career-best 140 points, 44 made extra points and 32 successful field goals. Lee ranked third in the NFL in punting average (48.2) and fourth in net punting average (41.7).

The 49ers fielded one of the strongest special teams units in the NFL in 2012. Lee led the NFL with a 43.2 net punting average while also ranking fifth in the league with a 48.0 gross punting average on his way to All-Pro honors. San Francisco also led the NFL in starting field position (31.8-yard line) and ranked second in the NFL in opponents starting field position (24.9-yard line).

Smith spent the 2011 season with the Seattle Seahawks as a coaching assistant. Prior to joining Seattle, Smith's first NFL experience came with the Cleveland Browns in 2010, where he worked under Seely and helped Cleveland lead the NFL in kickoff coverage, finish fifth in punt coverage and send KR Josh Cribbs to the Pro Bowl.


Before making the jump to the NFL, Smith coached the tight ends at Utah State from 2006-08 and spent the 2005 season as the offensive graduate assistant at LSU, working with the team's quarterbacks.

Smith's first job in football came at Stephen F. Austin in 2004, where he worked with the tight ends in addition to serving as the team's video coordinator.

A native of Beaumont, Texas, Smith received a bachelor's degree in business while working for the athletic department's video staff at LSU. His father, Carl, is currently the quarterbacks coach for the Texans and has 30 years of coaching experience in the NFL, including 13 as an offensive coordinator. Smith has a son, Troy, and he and his wife, Megan, are parents of one daughter, Lane, and a son, Bo.



## COACHING STAFF



### SMITH'S COACHING LEDGER

<b>2018-19</b>	<b>Assistant Special Teams</b>	<b>Houston Texans</b>
2015-17	Assistant Special Teams	Oakland Raiders
2012-14	Special Teams Assistant	San Francisco 49ers
2011	Coaching Assistant	Seattle Seahawks
2009-10	Special Teams Assistant	Cleveland Browns
2006-08	Tight Ends	Utah State
2005	Offensive Graduate Assistant	LSU
2004	Tight Ends/Video Coordinator	Stephen F. Austin

## COACHING STAFF



### BILLY J. VOLTAIRE

ASSISTANT STRENGTH AND CONDITIONING /  
PERFORMANCE THERAPIST

2ND SEASON WITH TEXANS / 5TH NFL SEASON



Billy J. Voltaire begins his fifth season in the NFL and second with the Houston Texans as an assistant strength and conditioning coach/performance therapist in 2019.

Voltaire serves on Head Strength and Conditioning Coach Mike Eubanks' staff after both joined the Texans from the Denver Broncos. He assists with the implementation of the strength training program under the direction of Eubanks and organizes and disseminates sports performance data obtained from the global positioning system.

Voltaire was an assistant athletic trainer/physical therapist with the Broncos from 2015-17, where he assisted with rehab and communicated

sports performance data with the medical staff as it pertains to return to play for injured players.

Voltaire attended Florida Atlantic University, where he received a bachelor's degree in exercise science and health promotion in 2007. Voltaire also earned his doctorate in physical therapy from Long Island University in 2012 and a master's degree in athletic training from Florida International University in 2015. Additionally, Voltaire is a board certified sports rehabilitation specialist and a certified strength and conditioning specialist.

Originally from Jamaica, N.Y., Voltaire and his wife live in Pearland, Texas with their three-year-old son, Sebastian Carter.

#### VOLTAIRE'S COACHING LEDGER

**2018-19 Assistant Strength and Conditioning / Performance Therapist**  
2015-17 Assistant Athletic Trainer / Physical Therapist  
2012 Student Athletic Trainer  
2008-10 Head Strength and Conditioning Coach

**Houston Texans**  
Denver Broncos  
New York Liberty (WNBA)  
Manhasset (N.Y.) High School



## ANTHONY WEAVER

### DEFENSIVE LINE

4TH SEASON WITH TEXANS / 15TH NFL SEASON

03 16 18  
Division Titles



Anthony Weaver enters his fourth season as defensive line coach for the Houston Texans in 2019. He is in his eighth season as an NFL coach after a seven-year playing career, including three seasons with the Texans (2006-08).

Weaver helped DE J.J. Watt reclaim his All-Pro and Pro Bowl form and key an 11-win season and AFC South title for the Texans in 2018. After playing in just eight games over the previous two years, the veteran defensive end notched 16.0 sacks on the season, making him just the second player in NFL history (Reggie White) with four seasons of at least 15.0 sacks. Watt also set a career high with seven forced fumbles on the season and added 25 quarterback hits, 18 tackles for loss and four passes defended.

Weaver also coached DE/OLB Jadeveon Clowney to a third consecutive Pro Bowl campaign in which he posted 9.0 sacks, 21 quarterback hits, 16 tackles for loss and a career-high three fumble recoveries in 15 games played. Houston also got standout seasons from DE/NT D.J. Reader, DE Angelo Blackson and NT Brandon Dunn, who contributed to a stout Texans run defense that led the NFL in opponent yards per rush at just 3.44 and yielded a franchise-low 1,323 rushing yards on the season.

Under Weaver's tutelage in 2017, Clowney finished second in the NFL in tackles for loss with a single-season career high and team-high 21. Clowney also set single-season career highs in sacks (9.5), quarterback hits (21), forced fumbles (two), total tackles (59), games played (16) and games started (16) en route to earning a second consecutive Pro Bowl nod.

Reader became a force for the Texans in his second NFL season in 2017. Reader set single-season career highs in total tackles (47), solo tackles (23) and quarterback hits (six) and added three tackles for loss and a sack in 14 starts.

The Texans defense had the fourth-most tackles for loss in a single season in franchise history with 85 in 2017 and had 26 different players record at least one tackle for loss, which led the NFL and set a single-season franchise record for most players with a tackle for loss. The Texans also had 32 sacks as a team and an NFL-high and a franchise-record 18 different players with at least 0.5 sacks. Houston tied for fifth in the league with four defensive touchdowns and allowed the lowest opponent rushing average in team history at 3.97 yards per carry.

The Texans, who won their second straight AFC South division championship in 2016 and advanced to the Divisional Round for the first time since 2012, finished the season with the NFL's top-ranked defense for the first time in franchise history in 2016, surrendering an average of only 301.3 total net yards per game. They also gave up the fewest first downs (17.0) and second-fewest net passing yards (201.6) per game. From Weeks 8-17, Houston allowed an average of 71.9 net rushing yards per game and opponents only scored three rushing touchdowns during that span, both of which led the league.

Weaver assisted with Clowney's transition to playing defensive line in 2016. The former No. 1 overall pick earned Pro Bowl honors for the first

time in his career after posting then-personal bests in tackles (52), sacks (6.0), tackles for loss (16), quarterback hits (17) and games played/started (14).

Despite the absence of Watt, the Texans received strong play from multiple young players along the defensive line, as it was the first time in franchise history three rookie defensive linemen started at least one game (DE/NT D.J. Reader, DE Joel Heath and DE Ufomba Kamalu).

Reader, who appeared in all 16 games, made seven starts, which was the fifth-most by a rookie defensive lineman in franchise history and the most since Watt in 2011. Against Oakland in the Wild Card Round, Reader became the third rookie in franchise history to record a sack in the postseason, joining Watt and OLB Brooks Reed.

Heath appeared in 12 games for the Texans in 2016 and his six starts were the most by a college free agent rookie defensive lineman in team history. In Week 17 vs. Tennessee, Heath became the first college free agent rookie in franchise history and only college free agent rookie in the NFL in 2016 with 2.0 sacks in a game.

Before joining the Texans, Weaver spent the previous two years (2014-15) in the same role with the Cleveland Browns, where he helped develop multiple players. Weaver worked with DE Desmond Bryant, who led the team in sacks with a career-high 6.0 in 2015 after finishing second on the team with 5.0 in 2014. Bryant had only recorded 5.0-or-more sacks in a season once before. Additionally, Weaver helped with the development of Browns rookie first-round pick DT Danny Shelton and undrafted rookie DT Jamie Meder.

In 2014, the Browns defensive line was plagued by injuries with starters Phil Taylor (11 games missed), Armonty Bryant (11 games missed) and John Hughes (nine games missed) missing significant action, which forced the team into 10 different starting lineup combinations. Despite being hindered by injuries, Weaver's unit contributed to a defense that led the league in opposing quarterback passer rating (74.1) and finished tied for fourth in the NFL in takeaways (29).

In 2013, Weaver served as the defensive line coach for the Buffalo Bills, where his defensive linemen accounted for 47 of the Bills' 57 sacks, a franchise record and the second most in the NFL in 2013. Buffalo was the only team to have three players record double-digit sacks, including DE Mario Williams leading the team and finishing fourth in the NFL with 13.0. DT Kyle Williams registered a career-high 10.5 sacks and DE Jerry Hughes added 10.0. DT Marcell Dareus posted a career-best 7.5 sacks and was selected to the Pro Bowl along with Mario and Kyle Williams.

Prior to Buffalo, Weaver spent the 2012 season as the assistant defensive line coach with the New York Jets. He also spent the 2011 campaign as the linebackers coach at the University of North Texas after beginning his coaching career as a defensive graduate assistant at the University of Florida in 2010.

Before his coaching career, Weaver played seven seasons (2002-08) as a defensive end in the NFL, including four with the Baltimore Ravens (2002-05) and three with the Texans at the end of his career (2006-08).



## COACHING STAFF

After being drafted in the second round (52nd overall) by the Ravens in 2002, Weaver appeared in 103 career regular season games (98 starts) and recorded 260 tackles, 15.5 sacks, three interceptions, five forced fumbles and five fumble recoveries.



A native of Saratoga Springs, N.Y., Weaver was a four-year starter at Notre Dame and earned All-American honors as a standout college player.

Weaver and his wife, Kristin, have two sons, Anthony Jr. and Justus.

### WEAVER'S COACHING LEDGER

<b>2016-19</b>	<b>Defensive Line</b>	<b>Houston Texans</b>
2014-15	Defensive Line	Cleveland Browns
2013	Defensive Line	Buffalo Bills
2012	Assistant Defensive Line	New York Jets
2011	Linebackers	North Texas
2010	Graduate Assistant	Florida



## DOUG WEST

ASSISTANT TO THE HEAD COACH

13TH SEASON WITH TEXANS / 24TH NFL SEASON



Doug West is in his 24th season in the NFL and his 13th with the Texans. He enters his first season as the assistant to the head coach in 2019 after serving as the vice president of football operations since April 2014.

West, who previously served as director of football operations starting in September 2010, oversaw team travel, training camp and gameday operations, which included all aspects dealing directly on the field with the game, the Texans and the visiting team.

West joined the Texans as football operations manager in August 2007, coordinating team travel and lodging throughout the year. Prior to joining

the Texans, West worked with Reebok as an NFL glove and footwear specialist, beginning in 2004. From 1993-2003, West was the head equipment manager for the Denver Broncos.

West was the head equipment manager from 1988-90 at the University of Northern Colorado before taking on the same role for the Birmingham Fire of the World League of American Football from 1991-92 under Head Coach Chan Gailey.

West earned a bachelor's degree in social sciences from Colorado State in 1988, where he was a student equipment manager for the football team for three years. He has three sons, Gunnar, Griffin and Graham, and a stepdaughter, Grace. He and his wife, Stacy, reside in Houston.



# T.J. YATES

## OFFENSIVE ASSISTANT

1ST SEASON WITH TEXANS / 8TH NFL SEASON



T.J. Yates enters his first season as an offensive assistant with Houston following a seven-year playing career with the Texans (2011-13, 2015, 2017), Atlanta Falcons (2014), Miami Dolphins (2016) and Buffalo Bills (2017).

Yates was originally selected by the Texans with the 21st pick of the fifth round (152nd overall) of the 2011 NFL Draft and went on to start five regular season games and both postseason games that season. He completed 11-of-20 passes for 159 yards and one touchdown in the Wild Card Playoff Round vs. Cincinnati in the franchise's first-ever postseason game and postseason victory.

Yates appeared in 13 games with five starts over three seasons with the Texans before being traded to the Falcons for current Texans Defensive Assistant Akeem Dent. After one season in Atlanta, Yates returned to Houston in 2015 and appeared in four games with two starts. After

spending time with the Dolphins and Bills, Yates returned for a third stint with the Texans in 2017 threw a career-high four touchdowns in four games played.

For his career, Yates started 10-of-22 career regular season games played and completed 179 passes for 2,057 yards and 10 touchdowns.

Prior to his NFL career, Yates was a four-year starting quarterback at the University of North Carolina in Chapel Hill, N.C. He still holds the program record for most completions and passing yards in a single game, single season and career. He also became the first quarterback in school history to record more than 3,000 passing yards in a single season and was named Honorable-Mention All-ACC as a senior in 2010.

A Marietta, Ga. native, Yates currently resides in Houston with his wife, Amy, and sons, Carter and Teddy.



### YATES' COACHING LEDGER

2019	Offensive Assistant	Houston Texans
------	---------------------	----------------



# TEXANS COACHES IN THE BIG GAME

Houston's coaching staff features nine members who have played and/or coached in the NFL's biggest game, the Super Bowl. In total, Texans coaches have participated in 22 Super Bowls and won 11 championships. They are listed below:

## COACHED

NAME	POSITION	TEAM	SUPER BOWL(S)	RECORD
Romeo Crennel	Special Teams	New York Giants	XXI#	5-1
	Defensive Line	New York Giants	XXV#	
	Defensive Coordinator	New England Patriots	XXXI, XXXVI#, XXXVIII#, XXXIX#	
Mike Eubanks	Assist. Strength and Conditioning	Denver Broncos	XLVIII, 50#	1-1
Jason George	Assist. Strength and Conditioning	Denver Broncos	XLVIII	0-1
Bill O'Brien	Offensive Coordinator	New England Patriots	XLVI	0-2
	Offensive Assistant	New England Patriots	XLII	
Brad Seely	Special Teams	New England Patriots	XXXVI#, XXXVIII#, XXXIX#, XLII	3-2
		San Francisco 49ers	XLVII	
		San Francisco 49ers	XLVII	
Tracy Smith	Quarterbacks	Seattle Seahawks	XLVIII#, XLIX	1-1
Carl Smith		Seattle Seahawks	XLVIII#, XLIX	1-1
Billy J. Voltaire	Assist. Athletic Trainer	Denver Broncos	XLVIII, 50#	1-1

# - Denotes winning team



Head Coach Bill O'Brien (left), Assistant Head Coach / Defensive Coordinator Romeo Crennel (center) and Special Teams Coordinator Brad Seely (right) gained Super Bowl coaching experience with the New England Patriots. The trio has combined for an 8-3 record in Super Bowls.

## PLAYED

NAME	POSITION	TEAM	SUPER BOWL(S)	RECORD
Mike Devlin	OL	Buffalo Bills	XXVIII	0-1

\* - Denotes starter

# - Denotes winning team



Offensive Line Coach Mike Devlin (left) appeared in Super Bowl XXVII as a rookie with the Buffalo Bills.



**HOUSTON**  
**TEXANS**

**FOOTBALL**  
**OPERATIONS**

## PLAYER PERSONNEL



**MATT BAZIRGAN**  
DIRECTOR OF PLAYER PERSONNEL

18  
Division Titles



Matt Bazirgan joined the Houston Texans in the role of director of player personnel in May 2018 after a 14-year stint with the New York Jets. He is in his 16th overall season in the NFL. Bazirgan provides a supervisory and leadership role to both the pro and college scouting departments and the Texans player evaluation process while directing the team's pro personnel operation.

As the Jets' director of college scouting in 2017, Bazirgan was instrumental in the drafting of standout rookies QB Sam Darnold (first round) and TE Chris Herndon (fourth round). He spent two seasons as the director of pro personnel (2015-16) and two years as the assistant director of pro personnel (2013-14).

Originally joining the Jets as a pro personnel intern and college scouting assistant in 2004, Bazirgan spent eight seasons as a college area scout and contributed to building Jets teams that reached back-to-back AFC Championship games in 2009 and 2010. Prior to his time in New York, he served two seasons as a graduate assistant, coaching defensive ends and linebackers at Springfield College while earning a master's degree in sport management.

In 2001, he worked with the wide receivers as a coaching intern at his alma mater, Bates College in Lewiston, Maine. He also spent the 2000 season with the Elancourt Templiers in France as a player and coach.

Bazirgan graduated from Bates College in 2000 with a degree in English. He was a three-year starter at quarterback and a team captain in his senior season. Bazirgan and his wife, Jess, reside in Houston with their sons, Brody, Charlie and Dansby, and daughter, Elizabeth.



**ROB KISIEL**  
DIRECTOR OF PRO PERSONNEL

11 12 15 16 18  
Division Titles



Rob Kiesel is in his 15th season with the Houston Texans and third as the director of pro personnel. The 2019 campaign will be his 22nd season in the NFL.

Kiesel works closely with Director of Player Personnel Matt Bazirgan and supervises all pro player evaluation, the advance scouting process, free agency and the monitoring of player transactional movement in all professional leagues.

Kiesel re-joined the Texans in 2012 as a college scout after spending five years as the director of operations for BLESTO. He previously worked in the Texans personnel department for seven years as a pro scouting assistant (2000-01), college scout (2002-03) and pro scout (2004-07).

Kiesel was tabbed as BLESTO's director of operations in 2007, replacing legendary scout Jack Butler and helping lead the scouting service's move to Jacksonville, Fla. from Pittsburgh.

Kiesel first came to Houston after serving as the draft room coordinator for the Washington Redskins from August 1999 through April 2000. He got his start in the NFL as a training camp intern with the Redskins from 1995-97 before serving as a scouting intern with the team from July 1998 until June 1999. In addition, Kiesel interned for the World League's London Monarchs during the 1997 season and was a labor relations intern at the NFL Management Council in 1999.

A native of Clearwater, Fla., Kiesel earned his bachelor's degree in communications for business from Florida State University, where he served as a student assistant for Head Coach Bobby Bowden in the football office for four years.

Kiesel and his wife, Liz, have three daughters, Alexandra, Gabrielle and Ivy.



## PLAYER PERSONNEL



### JAMES LIIPFERT

#### DIRECTOR OF COLLEGE SCOUTING

09 10 11 12 13 14 15 16 17 18

Division Titles

AAAA

'11 '14 '16 '17

'14 '16



James Liipfert enters his second year with the Houston Texans and serves as the director of college scouting. Liipfert runs the college scouting operation in its preparation for fall scouting, all-star games, the NFL Combine, pro days and the NFL Draft.

Prior to joining the Texans, Liipfert spent nine seasons with the New England Patriots, where he was part of nine division titles, four AFC championships and victories in Super Bowl XLIX and LI. He spent his final three seasons as a national scout (2015-17) after four years as an area scout (2011-14) and two as a scouting assistant (2009-10).

Liipfert came to the Patriots following his graduation from Georgia Tech, where he was a three-year letterman as a linebacker and special teams player for the Yellow Jackets. He received his bachelor's degree in management in December 2008.

Originally from Marshallville, Ga., Liipfert graduated from Westfield High School, where he earned all-state honors in both football and baseball.

Liipfert resides in Manvel, Texas with his wife, Lacy, and son, Bo, and daughter, Campbell.



### C.J. LEAK

#### ASSISTANT DIRECTOR OF PRO PERSONNEL

17 18

Division Titles



C.J. Leak is in his second season as assistant director of pro personnel for the Houston Texans in 2019. Leak assists Director of Player Personnel Matt Bazirgan, Director of Pro Personnel Rob Kisiel and the coaching staff with duties related to player assessment, advance scouting of opponents and data maintenance.

Leak came to Houston following two seasons (2016-17) as a combine scout for the New Orleans Saints. Prior to New Orleans, Leak spent eight seasons (2008-15) with the Buffalo Bills' player personnel department, including three as a college area scout. He received his start with the Bills as a pro personnel assistant and then worked three years as the team's BLESTO scouting representative.

Leak spent three seasons (2005-08) as a defensive graduate assistant/recruiting quality control coach at the University of Florida under Urban Meyer.

Before joining the front office ranks on the collegiate level, Leak spent a portion of the 2006 season on the Bills' practice squad and spent the 2007 preseason with the Tampa Bay Buccaneers. As a collegiate athlete, he spent two years at Wake Forest before transferring to Tennessee to finish out his playing career.

Leak graduated from Tennessee in 2004 with a bachelor's degree in sociology. His father, Curtis, was drafted by the Green Bay Packers in 1976 and spent four years in the National Football League with Green Bay, Pittsburgh, Tampa Bay and the Los Angeles Rams. Leak's younger brother, Chris was the quarterback for the 2006 National Champion Gators and coached Florida's wide receivers in 2014.

Leak and his wife, Jenitza, reside in Houston with their two sons, Tre' and Adriel, and daughter, Jesleni.

## PLAYER PERSONNEL



**CHRIS BLANCO**  
PRO SCOUT

12 15 16 18  
Division Titles



Chris Blanco enters his eighth season with the Houston Texans and third as a pro scout. Blanco previously served as a player personnel scout for three seasons and worked as an interim pro scout from February to May 2014 after serving as a pro personnel assistant starting in June 2012.

In his current role, Blanco evaluates professional players from the NFL and other leagues in addition to college prospects from various regions. He also does advance scouting of Texans opponents, assists with player workouts, attends college pro days and conducts positional cross-check evaluations for free agency and the NFL Draft.

Blanco was a two-year starter at cornerback at Dartmouth College from 2003-07, where he earned his degree in sociology. In addition to playing football for the Big Green, Blanco also was a member of the Dartmouth boxing team.

Blanco is a graduate of the University of Iowa College of Law, where he was the co-founder and co-president of the Sports Law Society and served as a recruiting assistant for the Hawkeyes football team.

Blanco, a native of La Mirada, Calif., resides in Houston.



**STEVEN PRICE**  
PRO SCOUT

15 17 18  
Division Titles



Steven Price enters his second season as a pro scout with the Houston Texans. The 2019 campaign will mark his 15th in the NFL.

Prior to joining the Texans, Price spent eight seasons with the Minnesota Vikings personnel department and worked as a college area scout in 2017. In his role, he evaluated draft eligible prospects in the northeast region. From 2013-16, Price served as a BLESTO scout covering the midwest region. He originally joined the Vikings as a personnel intern for the 2010 and 2011 seasons.

Price began his NFL career at a young age as he worked in the Carolina Panthers equipment room from 2002-05. In 2007, he interned in the Panthers public relations department. Price would then join the Vikings staff for the 2008 season as an operations intern before attending graduate school. While with the Vikings, Price assisted the player development department aiding rookies in their transition to the NFL and preparing players for life after football.

The Charlotte, N.C. native graduated from North Carolina A&T with a bachelor's degree in speech communication in 2007. Between stints with the Panthers and Vikings, Price returned to school during 2009-10 and received his MBA in sports management from San Diego State University.

Price and his wife, Sara, reside in Houston with their daughter, Monroe.

## PLAYER PERSONNEL



**MOZIQUE MCCURTIS**  
NATIONAL SCOUT

10 11 12 15 16 18  
Division Titles



Moziq McCurtis enters his second season as a national scout for the Houston Texans and 10th season overall with the team. The 2019 season will be his 11th year in the NFL.

Prior to transitioning to national scout, McCurtis worked three seasons as a college scout (2015-17), covering the Southeast region. McCurtis served as a pro scout during the 2014 season, where he was responsible for evaluating players on the Texans roster, other NFL rosters and street free agents. He also worked on advance scouting of Texans opponents.

McCurtis originally joined the Texans as a pro scouting assistant from 2010-11 before being elevated to player personnel scout from 2012-13.

Before coming to Houston in 2010, McCurtis was a pro scouting assistant for the Seattle Seahawks.

McCurtis was a three-year letterman as a defensive back at the University of Southern California, where he helped the Trojans win three conference titles and two Rose Bowl titles while playing for current Seattle Seahawks Head Coach Pete Carroll. He graduated from USC in 2008 with a degree in history.

McCurtis, a San Diego native, resides in Austin, Texas.



**JOHN RITCHER**  
NATIONAL SCOUT

15 18  
Division Titles



John Ritcher is in his first season as a national scout for the Houston Texans after serving as southeast area scout in 2018. The 2019 season will be his ninth year in the NFL.

Prior to joining the Texans, Ritcher spent six seasons (2012-17) with the Arizona Cardinals after joining the team's scouting department in May 2012. Before serving as the southeast area scout for Arizona, Ritcher worked as a scouting assistant with the Miami Dolphins in 2011.

Prior to making the jump to the NFL, Ritcher spent three seasons on the strength and conditioning staff at Florida State University (2008-10).

During his professional football career, Ritcher played fullback and linebacker for the Georgia Force in the Arena Football League in 2007. With the Force, Ritcher had 20 carries for 58 yards and a touchdown to go along with two receptions for 20 yards and two touchdowns.

Ritcher played collegiately at North Carolina State University and was a four-year letterman as a tight end and had 16 receptions for 138 yards and one touchdown. He was honored with the Mike Hardy Award in 2004, given to the player who shows a winning attitude and plays beyond his capabilities, as well as the 2005 Bob Warren award for integrity and sportsmanship.

Ritcher graduated from N.C. State with a bachelor's degree in zoology in 2005 and received a master's degree in sport management from Florida State in 2010.

Originally from Buffalo, N.Y., Ritcher has two sons, James and Jack, and a daughter, Sophia. He and his wife, Ashley, reside in Raleigh, N.C.



## PLAYER PERSONNEL



**BAILEE BROWN**  
SOUTHWEST AREA SCOUT



Bailee Brown enters his second season as southwest area scout with the Houston Texans. The 2019 season will be his seventh overall in the NFL.

Brown is primarily in charge of scouting all college football players in the Southwest region, including Texas, Oklahoma, Nebraska, Kansas, Arkansas, Louisiana and Mississippi.

Prior to joining the Texans, Brown spent five seasons with the New Orleans Saints. He joined the team as a scouting intern in 2013 and was promoted to scouting assistant for the 2014-16 seasons. In 2017, he was tasked with the additional responsibilities of covering the region of North Dakota, South Dakota, Nebraska, Minnesota, Montana, Idaho and Washington. While in New Orleans, Brown was part of the Saints personnel staff that drafted RB Alvin Kamara, the 2017 NFL Offensive Rookie of the Year, and CB Marshon Lattimore, the 2017 NFL Defensive Rookie of the Year.

Brown began his NFL career as an equipment intern with the Arizona Cardinals (2011-12), where he helped clean and distribute gear to players and worked with the defensive backs during practices.

Brown graduated from Texas A&M University in 2014 with a degree in sports management and minors in business and economics. Originally from Denton, Texas, Brown and his wife, Paige, currently live in Prosper, Texas and have a daughter, Reagan.



**RYAN CAVANAUGH**  
MIDWEST AREA SCOUT



Ryan Cavanaugh was hired by the Houston Texans in the spring of 2009 as an area scout and covers the Midwest region. The 2019 season will be his 11th year with the team.

Prior to joining the Texans, Cavanaugh spent eight seasons with the Indianapolis Colts' scouting department, including six as an area scout. He joined the Colts organization in January 2001 after spending the 2000 minicamp and training camp in the club's operations department.

Cavanaugh graduated from Appalachian State University in December 2000 with a bachelor's degree in commercial recreation management.

Cavanaugh was born in Raleigh, N.C. He is married to the former Melissa Anne Searls of Greensboro, N.C., where they reside with their daughters, Mallory Anne and Samantha Lee.

## PLAYER PERSONNEL



**BRAD MATHEWS**  
SOUTHEAST AREA SCOUT

15 16 18  
Division Titles



Brad Mathews is in his first season as southeast area scout for the Houston Texans after covering the northeast region for two years. He is in his fifth overall year with the team.

As a pro personnel assistant from 2015-16, Mathews managed the team's online scouting database, evaluated players across the NFL and assisted with advance scouting reports on upcoming opponents. He also ran local pro days and cross-checked college prospects leading up to the NFL Draft.

Prior to joining the Texans, Mathews worked at his alma mater, Tulane University. He started as a volunteer intern for the 2013 season and was promoted to recruiting/player personnel graduate assistant for the 2014 campaign and again to assistant director of player personnel shortly before joining Houston in July 2015.

Before Tulane, Mathews served as a football operations intern for the Pittsburgh Steelers during training camp in 2013.

Mathews graduated from Tulane in 2013 with a bachelor's degree in finance. He now resides in his hometown of Atlanta.



**BLAISE TAGGART**  
NORTHEAST AREA SCOUT

15 16 18  
Division Titles



Blaise Taggart enters his first season as the northeast area scout for the Houston Texans. He is in his fifth overall season with the team and most recently served as an NFS area scout for two years.

As a college scouting assistant from 2015-16, Taggart managed the team's online scouting database, cross-checked college prospects and conducted scouting visits to local schools and multiple collegiate all-star games. He also evaluated players across the NFL.

Before joining the Texans, Taggart served as a recruiting assistant at his alma mater, the University of Cincinnati, in 2014. He broke into the NFL as a football video assistant with the Cincinnati Bengals in 2013.

Taggart graduated from Cincinnati in 2013 with a degree in sport administration and minor in business administration. As an undergraduate, he worked for the UC football program as a recruiting department volunteer before earning a scholarship as a student video manager.

A native of Mars, Pa., Taggart and his wife, Alyx, reside in Pittsburgh and have a son, Major.

## PLAYER PERSONNEL



**NATHAN TROTT**  
WESTERN AREA SCOUT

11 12 15 16 18  
Division Titles



Nathan Trott is in his 13th year with the Houston Texans and 11th as an area scout. He has covered 21 states as a primary scout throughout his tenure, concentrating on the western half of the country over the last four years. Trott started as a pro scouting intern for the Texans during the 2007 and 2008 seasons.

Trott grew up around the game with his father, Bob Trott, being a longtime coach in both the NFL and college ranks. Bob is currently the defensive coordinator at East Carolina University.

Trott served as an intern with the Cleveland Browns during the summers of 2005 and 2006, assisting in youth development, the equipment room and the coaching staff.

Trott played cornerback at Elon University from 2003-07, where he earned his degree in sports management. He graduated from Midway High School in Waco, Texas where he was a Central Texas Top-25 performer, second-team all-district player and special teams MVP for the Panthers during his senior season.

Trott was born in Fayetteville, Ark. but grew up in Durham, N.C. He now resides in Phoenix.



**NAJJA JOHNSON**  
NFS AREA SCOUT

18  
Division Titles



Najja Johnson is in his second season with the Houston Texans and first as an NFS area scout after serving as a scouting assistant in 2018.

In his current role, Johnson is one of 11 scouts in the NFL contracted to National Football Scouting (NFS) and provides reports for NFS member teams as well as the Texans. He primarily covers the northeast region.

Johnson came to Houston from the University at Buffalo, where he was promoted to director of player personnel in January 2018 following two seasons as a graduate assistant working primarily with the defense. He broke into the front office ranks with a stint as a graduate assistant at Western Kentucky in the spring of 2016.

A four-year letter winner (2009-13) and standout defensive back at the University at Buffalo, Johnson finished his Bulls career with the second-most pass breakups (38) in school history and led the MAC with five interceptions as a junior. He was named to the Jim Thorpe Award Watch List prior to his senior campaign in 2013 and garnered first-team All-MAC honors that season. Johnson holds two degrees from Buffalo: a bachelor's degree in history (2013) and a master's degree in education (2017).

Originally from Marietta, Ga., Johnson currently resides in Buffalo, N.Y.



## PLAYER PERSONNEL



**TOM HAYDEN**  
COLLEGE SCOUTING COORDINATOR

13 18  
Division Titles



Tom Hayden enters his third season with the Houston Texans in 2019 and second as college scouting coordinator. Hayden served as a college scouting intern for the 2017 season.

In his current role, Hayden helps facilitate the year-long college scouting process, performs school visits and evaluates both college and pro players for the NFL Draft and free agent processes.

Prior to joining the Texans, Hayden spent four seasons (2013-16) with the Philadelphia Eagles' player personnel staff. He served his final three years in Philadelphia as a scouting assistant after breaking into the NFL as a player personnel intern during the Eagles' 2013 NFC East championship season.

Hayden attended the University of Pennsylvania in Philadelphia, where he played the 2010 and 2011 seasons as a fullback and helped the Quakers capture the 2010 Ivy League championship. He graduated from The Wharton School of the University of Pennsylvania in 2014 with a bachelor's degree in economics and concentrations in finance and management.



**TODD JONES JR.**  
SCOUTING ASSISTANT



Todd Jones Jr. joined the Houston Texans in 2019 as a scouting assistant. His primary responsibilities include assisting the player personnel department in the evaluation and report building for college and pro players.

Originally a walk-on to the Temple University football team, Jones Jr. lettered all four years (2015-18) as a linebacker and special teams contributor. He earned American Athletic Conference (AAC) All-Academic Team and Athletic Director's Honor Roll distinction for his work in the classroom.

Jones Jr. graduated from Temple in May 2018 with a degree in education. A native of Philadelphia, he now lives in Houston.



**GEORGE PANOS**  
SCOUTING ASSISTANT

18  
Division Titles



George Panos is in his second season as a scouting assistant with the Houston Texans, where he is tasked with assisting the personnel staff in daily scouting duties relating to both the NFL and collegiate processes.

A former offensive lineman at the University of Wisconsin–Madison whose playing career was cut short by injury, Panos spent the 2017 season as a player personnel and recruiting assistant for the Badgers. He gained his first front office experience as football operations intern during the Buffalo Bills' 2017 training camp.

Panos graduated from Wisconsin with a degree in personal finance and a certificate in entrepreneurship. Originally from Hartland, Wis., he now resides in Houston.



**RUSSELL JOYNER**  
DIRECTOR OF FOOTBALL INFORMATION SYSTEMS



Russell Joyner is in his ninth season with the Houston Texans and serves as the director of football information systems.

Joyner oversees information systems and analytics for the Texans personnel department, sports performance, athletic training, football administration and coaching staff. He was promoted to his current role in February 2012 after serving as a football administration developer.

Before joining the Texans, Joyner served as a programmer analyst with the Atlanta Falcons (2007-10) and a support specialist with Virtual Systems (2005-07).

Originally from Lufkin, Texas, Joyner earned his bachelor's degree in business computer information systems from the University of North Texas. He also played two seasons of collegiate tennis at Henderson State University.

Joyner and his wife, Dusti, currently live in Missouri City, Texas with their two girls, Taylor and Sadie.



**KEVIN KRAJCOVIC**  
FOOTBALL ADMINISTRATION COORDINATOR



Kevin Krajcovic enters his fifth season as the football administration coordinator for the Houston Texans. He spent the previous seven seasons as a football administration analyst with the team after serving as an intern for two years.

Krajcovic assists Senior Vice President of Football Administration Chris Olsen with negotiating player contracts and managing the Texans' salary cap.

Krajcovic graduated from Ohio University with two master's degrees in sports administration and business administration after earning his bachelor's degree in sports sciences.

A Cleveland native, Krajcovic now resides in Houston with his wife, Rachel, and their daughter, Mia.



**MICHAEL DORE**  
FOOTBALL APPLICATIONS PROGRAMMER



Michael Dore is in his fifth season as a football applications programmer with the Houston Texans. He assists Director of Football Information Systems Russell Joyner in building, maintaining and enhancing football-related applications utilized by the football operations staff.

Before joining the Texans, Dore performed analytics and programming in the healthcare industry for two years. He earned a bachelor's degree in science-business from the University of Notre Dame.

Originally from Orlando, Fla., Dore currently lives in Houston with his wife, Jenna.



### **WELLER ROSS**

#### **FOOTBALL ANALYTICS COORDINATOR**



Weller Ross is in his third season as football analytics coordinator for the Houston Texans. In his role, Ross is responsible for developing methods to analyze data relating to sport science, scouting, coaching and football administration.

As a football analytics intern with the Buffalo Bills from June 2015 to May 2016, Ross implemented statistical tools to analyze different aspects of football. He also served as an event logistics coordinator for three Super Bowls.

Ross graduated magna cum laude from the University of Tennessee with a degree in sport management in 2014 and earned his master's degree in sport management at Brock University in St. Catharines, Ont., Canada in 2017.

Ross and his wife, Gabrielle, reside in Houston with their daughter, Felicity.





## GEOFF KAPLAN

**SR. DIRECTOR OF SPORTS MEDICINE AND HEAD  
ATHLETIC TRAINER**



Geoff Kaplan is in his 11th season with the Houston Texans, where he serves as senior director of sports medicine/head athletic trainer. He spent his first eight years with the team as the director of sports medicine/head athletic trainer after 14 seasons as an assistant athletic trainer with the Tennessee Titans/Houston Oilers. The 2019 season marks Kaplan's 27th year in the NFL.

Kaplan and his staff were recognized by the Pro Football Athletic Trainers Society as the 2013 Athletic Training Staff of the Year, an annual award voted on by all NFL athletic trainers. It was the second time Kaplan has won the award, first doing so following the 2000 season as a member of the Tennessee Titans training staff.

Kaplan joined the Houston Oilers full-time in 1995 after serving as a season-long intern in 1994. Prior to joining the Oilers, Kaplan was a season-long intern with the Green Bay Packers in 1993.

A native of Parsippany, N.J., Kaplan earned his degree in physical therapy and a certificate in athletic training from the University of Wisconsin-Madison. He continued his education by becoming a certified strength and conditioning specialist in 1997 and completed his master's degree from Tennessee State University in the summer of 2003.

In 2005, Kaplan was certified as a clinical specialist in sports physical therapy by the American Board of Physical Therapy Specialists. Kaplan frequently lectures on a variety of sports medicine topics, including the rehabilitation of athletic injuries, to local and national organizations, hospitals and universities.

Kaplan has continued to advance his education, becoming certified in Graston soft tissue mobilization (2009) and Functional Dry Needling (2013).

Geoff and his wife, Shelly, have two sons, Everett and Sawyer. They reside in Missouri City, Texas.



## ROLAND RAMIREZ

**DIRECTOR OF REHABILITATION/ASSOC. HEAD  
ATHLETIC TRAINER**



Roland Ramirez is in his 12th season with the Houston Texans and third as director of rehabilitation/associate head athletic trainer after spending nine years as rehabilitation coordinator/assistant athletic trainer.

Before joining the Texans, he held the same position with the Atlanta Falcons during the 2007 season and served as a contract athletic trainer for the Tennessee Titans during the 2005 and 2006 seasons. Ramirez also worked as an assistant athletic trainer for the Nashville Kats Arena Football team (AFL) during the 2006 season.

In 2016, Ramirez was the recipient of the AFC Tim Davey Assistant Athletic Trainer of the Year Award, which is presented annually by the Professional Football Athletic Trainers Society (PFATS). The award is emblematic of the commitment, dedication and high level of integrity that Tim Davey, an employee of the New York Jets and the NFL for 33 years (1969-2002), brought to the profession of athletic training and is representative of the level of service he dedicated to his surrounding community.

In 2013, Ramirez and the Texans sports medicine staff were recognized by PFATS as the Athletic Training Staff of the Year, an annual award voted on by all NFL athletic trainers.

Prior to entering the ranks of the NFL, Ramirez worked as a physical therapist in an orthopedic and sports medicine clinic while completing his graduate work in athletic training. He earned a dual master's degree in physical therapy and athletic training from the Texas Tech University Health Sciences Center in 2004 and 2005, respectively. Ramirez completed his undergraduate work at Texas Tech, where he played football from 1998-99.

As a graduate student, Ramirez served as an athletic trainer for the baseball teams at Wayland Baptist University and Lubbock Christian University. He also worked with the Texas Tech football team during the 2004 season and served as a strength and conditioning coaching intern prior to the 2004 season.

## SPORTS MEDICINE TEAM

Ramirez is board certified as a clinical specialist in sports physical therapy by the American Board of Physical Therapy Specialists. He also holds a certification as a strength and conditioning specialist and is the inventor of the DS2 Platform, a product used by numerous teams and rehab/fitness professionals across the country.

Ramirez and his wife, Misty, live in Missouri City, Texas with their two children, Kade and Tessa.



Jeremy Baxter is in his fourth season as assistant athletic trainer/physical therapist for the Houston Texans. In his role, he works directly with Senior Director of Sports Medicine/Head Athletic Trainer Geoff Kaplan.

Before joining the Texans, Baxter worked as a senior associate athletic trainer and rehab coordinator at Northwestern University (2012-16). He also served as a physical therapist at OrthoSport Physical Therapy (2010-12) and as an assistant instructor for Kinetacore Physical Therapy Education (2012-present), where he still works. Baxter began his pursuit of sports medicine as a student athletic trainer at the University of Oklahoma (2002-05).

Baxter earned his master's degree in physical therapy from the University of Oklahoma Health Sciences Center in 2008 and was certified as a sports clinical specialist by the American Board of Physical Therapy Specialists in 2012. He also earned a master's degree in athletic training from Texas Tech Health Sciences Center and was certified as an athletic trainer by the BOC in 2010.

Originally from Norman, Okla., Baxter now lives in Missouri City, Texas with his wife, Katie.



Uriah Myrie enters his third season as an assistant athletic trainer for the Houston Texans, working under Senior Director of Sports Medicine/Head Athletic Trainer Geoff Kaplan on daily athletic training operations.

Myrie most recently worked with the Arizona State University football team in 2016, serving as a program assistant athletic trainer, specifically working with player rehabilitation.

Prior to his time at ASU, Myrie spent a season interning for the Buffalo Bills in 2015, was a graduate assistant with the University of Utah football program from 2012-14 and assisted Hudson Valley Community College in 2011-12. He broke into the NFL as a summer intern with the Carolina Panthers in 2009 and 2010.

The Albany, N.Y. native earned his bachelor's degree in athletic training from the University of Delaware in 2011 before obtaining his master's degree in exercise and sport science from Utah in 2014.



**CHRIS BARRETT**  
ASSISTANT ATHLETIC TRAINER



Chris Barrett enters his first season as an assistant athletic trainer for the Houston Texans in 2019, working under Senior Director of Sports Medicine/Head Athletic Trainer Geoff Kaplan on daily athletic training operations.

Barrett previously worked with the Stanford University football team in 2017-2018, most recently serving as the head football athletic trainer.

Prior to his time at Stanford, Barrett spent two seasons interning for the Texans in 2015 and 2016, and was a graduate assistant with the Ohio University football team from 2013-14.

The Bloomfield, N.J. native earned his bachelor's degree in exercise science and athletic training from Appalachian State University in 2009 before obtaining his master's degree in athletic training from Ohio University in 2015.

Barrett and his wife, Amanda, reside in Pearland, Texas.





**LADD HARRIS**  
DIRECTOR OF PERFORMANCE NUTRITION



Ladd Harris is in his second season as director of performance nutrition for the Houston Texans. His primary role is to create dietary systems to promote optimal physical performance, accelerate healing and help extend career longevity. In his first season in Houston, Harris oversaw a complete overhaul of the Texans cafeteria and nutrition program, which included hiring the team's first full-time chef.

During the 2017 season, Harris served as the director of performance nutrition for the Oakland Raiders. Prior to joining the NFL, Harris was the tactical sport dietitian for the United States Army Special Operations Command at Fort Bragg, North Carolina from 2012-17. During his time there, Harris' primary responsibility was to improve the dietary standards and food quality for the dining facility where the soldiers he worked with ate on a daily basis. He also worked to implement nutritional systems that improved nutrient timing, hydration, injury recovery and deployment nutrition.

From 2011 to 2012, Harris served as the assistant sport dietitian at the University of Oregon, and from 2010 to 2011 he was the sports nutrition intern at the University of Utah.

Prior to earning his master's degree in sports nutrition from Utah in 2011, Harris earned his bachelor's degree in nutrition science from Utah State University.

Harris and his wife, Marina, currently reside in Houston.



**JACOB MERTENS**  
ASSISTANT PERFORMANCE DIETITIAN



Jacob Mertens enters his first season as the assistant performance dietitian for the Houston Texans in 2019. Mertens served as the team's sports performance intern in 2018.

Mertens works with Director of Performance Nutrition Ladd Harris to consult with Texans players and build a nutrition program to fit their needs. He is also in charge of ordering and distributing all nutrition products to the team.

Before joining the Texans, Mertens served as the dietitian for the Chicago Cubs' Triple-A affiliate Iowa Cubs during the 2017 season. He also served as a dietetic intern for the University of Houston.

Mertens played college football at Peru State College from 2008-11 where he received a bachelor's degree in exercise science. He also earned a master's degree in sports science from the University of Akron and took part in the Didactic Program in Nutrition and Dietetics from the University of Nebraska.

Originally from Hastings, Neb., Mertens is a registered dietitian through the Academy of Nutrition and Dietetics and a certified strength and conditioning coach by the National Strength and Conditioning Association.



**CLAY HAMPTON**  
DIRECTOR OF FOOTBALL OPERATIONS



Clay Hampton enters his first season as director of football operations with the Houston Texans in 2019. He spent the previous 28 years with the New York Jets, including the last 12 seasons as senior director of operations.

Hampton is responsible for overseeing the team's vast operational system, which includes team operations and grounds. In addition to his day-to-day functions with the team, including coordinating training camp, Hampton and his staff coordinate the team's travel, lodging and dining, as well as visiting teams' arrival procedures at NRG Stadium.

Hampton spent his first 16 years with the Jets in the equipment department, where he succeeded his father, Bill, as equipment manager in 2001 upon his dad's retirement after 37 years in the NFL. His first job with the Jets was as a ballboy on game day in 1983 at Shea Stadium. In 2011, Hampton won the Travel Manager of the Year Award as voted by the major hotel chains and airlines.

Hampton and his wife, Kelly, have one son, Bryce.



**KHALIL REED**  
FOOTBALL OPERATIONS MANAGER



Khalil Reed enters his 12th season with the Houston Texans and fourth as football operations manager. Before being promoted to his current role, Reed spent six seasons as the team's security and player engagement manager. This will mark his 13th season in the NFL.

In his role, Reed oversees all aspects of team travel, including the planning, lodging and transportation needs of the organization. He is responsible for assisting in the day-to-day football operations and aids the Texans coaching staff in the coaches' booth on gamedays.

As the team's security and player engagement manager (2010-15), Reed promoted security and player development initiatives with players, spouses, coaches, club executives and local police agencies. He also served as a co-facilitator and manager for club-level programming, such as the Rookie Development program, the Rookie Success program, the Professional Development program and the Rookie Transition Program.

Before joining the Texans, Reed was an events and operations summer intern with the Cleveland Browns in 2006. He also served as a media relations student assistant at Liberty University from 2004-07, where he earned his bachelor's degree in sports management.

A native of Jersey City, N.J., Reed resides in Houston with his wife, Phylicia.



**MIKE PARSON**  
DIRECTOR OF EQUIPMENT SERVICES



Mike Parson is in his fifth season as director of equipment services for the Houston Texans and handles all equipment needs for the organization and team. He is in his 12th season with the Texans after serving as an equipment assistant for seven years.

In August 2017, Parson was a key figure in the Texans navigating the aftermath of Hurricane Harvey. After being diverted to Dallas to wait out the storm following a preseason game in New Orleans, Parson and his staff helped the team resume normal operations despite the challenging circumstances. He was also instrumental in the team moving training camp to The Greenbrier in White Sulphur Springs, W. Va. in 2017, which marked the first time the Texans held training camp outside the City of Houston in franchise history.

Parson joined the Texans equipment staff in 2008 after several internships with the New Orleans Saints and five years of experience at the collegiate level.

Parson worked minicamps and training camps for the Saints in 2001-02 and worked the full season with the team in 2005. That year, the staff overcame extraordinary challenges in the forced evacuation from New Orleans due to Hurricane Katrina. After departing New Orleans, the club's base of operations moved three times, including a last stop at a high school baseball stadium in San Antonio. The staff was awarded the Whitey Zimmerman Memorial Award, given annually to the NFL equipment staff that exceeds the usual demands of the position with excellent service.

Before breaking into the NFL, Parson was the equipment manager for four years at the University of New Orleans, where he oversaw the equipment operations for the entire athletic department. He also was equipment manager for Benedict College during the 2003 season.

Parson, a 2003 graduate of Mississippi State University with a bachelor's degree in physical education, was born in Vicksburg, Miss., and now resides in Houston.



**RYAN GOWENS**  
EQUIPMENT SERVICES COORDINATOR



Ryan Gowens is in his fifth season as equipment services coordinator with the Houston Texans. The 2019 season marks his 12th year in the NFL.

Gowens works with Director of Equipment Services Mike Parson to fit and order equipment for all Texans coaches and players. He also helps manage team equipment during practices and road games.

Before joining the Texans, Gowens worked for seven years as an associate equipment manager with the Jacksonville Jaguars (2005-06 & 2010-15). In 2007, he served as the head equipment manager at Murray State University.

Gowens was an assistant football equipment manager and the head baseball equipment manager at Texas A&M from 2008-10. He obtained a degree in business management and served as a student manager in College Station from 1999-2005.

Originally from Austin, Texas, Gowens now resides in Missouri City, Texas with his wife, Tiffany, who was a three-time All-American swimmer at Texas A&M. They have been married for more than 13 years and have a daughter, Quinn, and son, Brendan.





**PATRICK COLEMAN**  
EQUIPMENT SERVICES ASSISTANT



Patrick Coleman enters his second year with the Houston Texans in the role of equipment services assistant. The 2019 season marks his eighth overall campaign in the NFL.

Coleman works with Director of Equipment Services Mike Parson on ordering, maintaining, transporting and issuing all clothing, gear and other equipment for Texans players, coaches, staff and front office personnel while assisting with practices and games.

Prior to joining the Texans, Coleman worked as the assistant director of football equipment operations for UCLA in 2017 and was eventually promoted to interim director of football equipment operations in the spring of 2018. He is a certified member of the Athletic Equipment Managers Association (AEMA).

Coleman served as an equipment assistant for the Washington Redskins from 2014-17 after internships with the Tampa Bay Buccaneers (2010), Miami Dolphins (2011) and Jacksonville Jaguars (2013). Coleman was also head equipment manager for the AFL's Orlando Predators in 2013 before joining the Jaguars.

Coleman was the head equipment manager for Gardner-Webb University from 2012-13. He attended the University of Mississippi and earned his bachelor's degree in exercise science in December 2010.

Originally from Louisville, Miss., Coleman currently resides in Houston.



**KYLE KAMAU**  
EQUIPMENT SERVICES ASSISTANT



Kyle Kamau is in his fifth season as an equipment services assistant with the Houston Texans. He is in charge of fitting and maintaining the players' helmets and shoulder pads, as well as facilitating team practices by setting up drills and spotting balls.

Kamau also served as an equipment staff intern for the Texans in 2012 and was an assistant equipment manager for the Philadelphia Eagles for the 2013-14 seasons.

Kamau graduated from the University of Hawai'i at Manoa where he studied sociology. As a student at Hawai'i, he served as the football team's equipment manager.

Originally from El Cajon, Calif., Kamau and his wife, Nicki, currently live in Pearland, Texas and have a son, Kelan. He has one brother, Brad, and his parents are Keoki and Barbara. Keoki was an athletic trainer in the NFL for 18 years with the Washington Redskins and San Diego Chargers.



**TIM BROG**  
DIRECTOR OF VIDEO OPERATIONS



Tim Brog is in his fifth season as the director of video operations for the Houston Texans. The 2019 season will mark his 12th year with the team.

Brog began his tenure as an intern with the Texans in July 2008. He was hired as a video operations assistant in June 2009 before becoming assistant director of video operations in August 2011 and serving in that role for four years.

Prior to joining the Texans, Brog was the video coordinator for the Grand Rapids Rampage of the Arena Football League in his home state of Michigan during the 2008 season.

Brog is a graduate of Grand Valley State University, where he earned his bachelor's degree in broadcasting in 2008. While a student, Brog worked for the sports department at WOOD-TV 8 in Grand Rapids, Mich., filming high school and college athletic events.

Brog is from Middletown, Mich., and graduated from Thornapple Kellogg High School. He and his wife, Bianca, reside in Houston and have a daughter, Grace.



**COLBY BORDEN**  
ASSISTANT DIRECTOR OF VIDEO OPERATIONS



Colby Borden is in his second season as the assistant director of video operations for the Houston Texans.

Borden assists in the overall management of the video operations department, providing all aspects of digital video to coaches, scouts and players. Borden also serves as the lead editor for practice and game film.

Before joining the Texans, Borden was an assistant video coordinator for the Auburn University football team (2017-18) and an athletics support assistant/video operations assistant for the University of Alabama (2016-17).

Borden received his bachelor's degree from the University of South Alabama, majoring in communications while receiving a minor in business. Borden also worked for the video operations staff at South Alabama.

Originally from Tuscumbia, Ala., Borden and his wife, Magan, reside in Houston with their son, Eli.



**TOMMY STOESER**  
VIDEO OPERATIONS ASSISTANT



Thomas Stoesser is in his second season as a video operations assistant and fifth overall season with the Houston Texans. Stoesser assists with the filming and importing of all practice and game film, aids coaches with day-to-day operations and works directly with the scouting department for draft preparation.

Stoesser served as a video operations intern with the Texans from 2015-17. Prior to joining the Texans, Stoesser worked as a video operations intern with the Minnesota Vikings during the 2014 season and as a recruiting and player personnel department assistant at his alma mater, the University of Arizona, during the 2013 campaign.

Stoesser earned his bachelor's degree in communication and marketing from the Eller College of Management at the University of Arizona in 2013.

A native of Tucson, Ariz., Stoesser currently resides in Houston.



**ERIC VASILOFF**  
VIDEO OPERATIONS ASSISTANT



Eric Vasiloff is in his second season as the video operations assistant for the Houston Texans. In his role, Vasiloff films and edits the team's practices and games, produces highlight videos and provides video services for coaches and scouts.

Prior to joining the Texans, Vasiloff served as a video assistant for the 2017 Rose Bowl Champion Georgia Bulldogs and a video intern for the University of Georgia during the 2016 season.

Vasiloff earned a bachelor's degree in sports management from the University of Arkansas in 2016, where he served as a student video assistant for the Razorbacks from 2015-16.

A native of Mountain Home, Ark., Vasiloff resides in Houston with his wife, Elizabeth.





**BRENT NACCARA**  
DIRECTOR OF SECURITY



Brent Naccara enters his second season with the Houston Texans in 2019 as the team's director of security. Naccara is responsible for coordinating safety and security for the team, coaching staff and executives. In his role, Naccara also develops and maintains communication and coordination with federal, state and local law enforcement agencies and serves as a liaison with the NFL security office to ensure the Texans are in compliance with NFL security policies and procedures. He also assists the personnel department with risk assessments and investigations regarding player or staff prospects.

Naccara comes to Houston after working as a special agent in the U.S. Department of the Interior, where he investigated federal crimes and conducted security assessments.

Prior to his time at the DOI, Naccara was a special agent in the U.S. Secret Service for 13 years. He served as Team Leader on the Counter Assault Team, providing worldwide tactical coverage for the President of the United States and his family and coordinating security operations with law enforcement and military units. Naccara also served on the Presidential Protection Detail, providing physical protection for the President and his family.

Naccara played fullback and linebacker at the University of Maine, where he earned all-conference honors in 1998 and graduated with a bachelor's degree in mass communications and advertising in 1999. He parlayed his standout collegiate career into a one-year stint with the New York Jets and two seasons with the New Jersey Gladiators of the Arena Football League.

Naccara and his wife, Jana, live in Houston with their two daughters, Brylee and Brooke.



**ROBERT BREIDING**  
SECURITY COORDINATOR



Robert Breiding is in his first season as security coordinator for the Houston Texans after serving as a security consultant since the team's inception in 2002. A distinguished 35-year veteran of the Houston Police Department (HPD), Breiding retired in May 2019 to join the Texans in a full-time capacity. He is primarily responsible for coordinating security measures surrounding all games and team travel in addition to assisting the scouting staff with gathering information on draft prospects.

Breiding, who joined HPD in June 1984, was consistently recognized for exceeding performance benchmarks during his career and received over 30 commendations from the Chief of Police, Assistant Chief of Police, supervisors and citizens. Over his law enforcement career, Breiding served as a patrol officer, S.W.A.T. perimeter team member, field performance evaluator/instructor, mobility incident management division officer, narcotics operation control center officer and criminal intelligence division communications intelligence unit officer.

Breiding attended Houston Community College and Oklahoma State University. He holds certifications in a variety of specialized law enforcement fields as a result of over 4,700 hours of training.

Breiding resides in Spring, Texas with his wife, Annabella.



**JJ MOSES**  
**DIRECTOR OF PLAYER ENGAGEMENT**



JJ Moses is in his second season as the director of player engagement for the Houston Texans. He spent the previous 10 seasons as a Houston Texans ambassador.

In his current role, Moses is responsible for aiding players and their families in making a smooth transition from college to the NFL. Moses also helps players continue their educational programs and become involved in the Houston community. He works directly with Executive Vice President of Team Development Jack Easterby.

Prior to joining the Texans, Moses started The Moses Group, LLC and spoke to Fortune 500 companies to inspire others to reach their full potential. He also served as a spokesman for Fuel Up To Play 60, a program focused on highlighting the importance of living a healthy lifestyle.

Moses played four seasons as a wide receiver and return specialist with the Green Bay Packers (2002), Houston Texans (2003-04) and Arizona Cardinals (2005) after being signed by the Kansas City Chiefs as a college free agent in 2002.

Prior to his NFL career, Moses was a four-year letterman at Iowa State University, where he earned a bachelor's degree in social sciences with a minor in history. In addition to his on-field accomplishments that included being named the Cyclones' team MVP, Moses was awarded the ISU Alumni Association Impact Award for his role in enhancing the reputation and visibility of the university in 2000.

Originally from Waterloo, Iowa, Moses now lives in Houston with his wife and two children.



**HOUSTON**  
**TEXANS**

**TEXANS STAFF**



## HOUSTON TEXANS STAFF



**Jake Allhands**  
*Analytics Coordinator*



**Ashley Alsbaugh**  
*Marketing Coordinator*



**Aaron Amaya**  
*IT Support Analyst*



**Cristina Anaya**  
*Accounts Payable Manager*



**Cassandra Andrews**  
*Accounting Manager*



**Jerry Angel**  
*Senior Director of Corporate Development*



**Neera Arya**  
*Senior Marketing Coordinator*



**Derek Beeman**  
*Senior Director of Ticket Sales & Market Analytics*



**Rick Bornhauser**  
*Ticket Service & Hospitality Operations Coordinator*



**Wes Brown**  
*Director of Corporate Development*




**Emily Bruss**  
*Senior Foundation Manager*



**Jasmine Butler**  
*LSSE Event & Marketing Coordinator*



**Cody Cavalier**  
*Premium Seating Representative*



**Dr. Michael Chang**  
*Team Emergency Physician*



**Jesse Clark**  
*Senior Social Media Coordinator*



**Alex Comerota**  
*Senior Partnership Marketing Manager*



**Marvin Dave**  
*Office Services Manager*



**Amber Davies**  
*Administrative Assistant - Pro Personnel*



**Sarah Dedmon**  
*LSSE Senior Event Coordinator*



**Chloe Delclos**  
*Executive Assistant, Football Operations*

## HOUSTON TEXANS STAFF



**Michael Dennison**  
*Senior Accountant*



**Cody Disbennet**  
*Event Logistics and Operations  
Manager*



**Trang Do**  
*Human Resources  
Manager*



**Brad Doremus**  
*LSSE Partnership Sales  
Representative*



**Drew Dougherty**  
*Texans TV Host &  
Sr. Integrated Media Manager*



**Nathan Edwards**  
*Communications Manager*



**Chandler Farley**  
*Corporate Development Sales  
Representative*



**David Fletcher**  
*LSSE General Manager*



**Dr. Steven Flores**  
*Team Orthopedist*



**Blaine Foreman**  
*LSSE Director of Events &  
Operations*



**Christian Freimuller**  
*Premium Seating  
Coordinator*



**Stephen Friedlander**  
*Senior Business Development  
Manager - Texans Luxe*



**Dr. Jack Fulkman**  
*Team Chiropractor*



**Susie Galvan**  
*Executive Assistant -  
Chairman's Office*



**Lauren Garner**  
*Graphic Designer*



**Monica Garza**  
*General Accountant*



**Matt Gaudry**  
*Director of Marketing*



**Gavin Gehrt**  
*Executive Producer -  
Director of Video Production*



**Brian George**  
*Senior Director of  
Texans Luxe*



**Eva Graham**  
*Executive Assistant - Football  
Admin. and Football Operations*



## HOUSTON TEXANS STAFF



**Disney Harris**  
*Senior Events Manager*



**John Harris**  
*Texans Analyst & Integrated Media Manager*



**Ryne Harris**  
*Ticket Sales Representative*



**Courtney Hazen**  
*Receptionist*



**Azsia Hearn**  
*Customer Service Representative*



**Gladys Hernandez**  
*Senior Accountant*



**Joni Honn**  
*Team Massage Therapist*



**Karissa Hudik**  
*Senior Event Services Coordinator*




**Dr. Thomas Hunt**  
*Team Orthopedist*



**Nohely Iglesias**  
*Marketing Design Coordinator*



**Andrew Jacobs**  
*Partnership Marketing Coordinator*



**Andrew Johnson**  
*Mascot Program Manager*



**Michael Johnson**  
*Director of Enterprise Applications*



**Jeremy Jones**  
*Office Services Coordinator*



**Kevin Kendziora**  
*Ticket Sales Representative*




**Morgan Kleinschmidt**  
*Community Relations Manager*



**Emily Kolar**  
*LSSE Partnership Marketing Representative*



**Dr. Todd Koudelka**  
*Team Chiropractor*



**Haley Kovar**  
*Administrative Assistant - College Scouting*



**Dr. Manickam Kumaravel**  
*Team Radiologist*



## HOUSTON TEXANS STAFF



**Allie LeClair**  
Senior Corporate  
Communications Manager



**Aynav Leibowitz**  
Digital Media Producer



**Dr. David Lintner**  
Team Orthopedist



**Faisal Lodhi**  
Senior BI Developer and DBA



**Dr. Walter Lowe**  
Team Medical Director/Head  
Team Physician & Orthopedist



**Ciara Macaulay**  
Creative Brand Manager



**Omar Majzoub**  
Senior Communications  
Manager



**Jackie Maldonado**  
Director of Marketing



**Tyler Marcotte**  
Digital Video Coordinator



**Bonny Marshall**  
Executive Assistant to  
Jamey Rootes



**Erica Martinez**  
Ticket Hospitality and Sponsor  
Ticket Coordinator



**Derek Mauney**  
Senior IT Support Analyst



**Kandyace Mayberry**  
Senior Community Relations  
Manager



**Jay McDewitt**  
Director of TV and  
Digital Media



**Tom McGuigan**  
Motion Graphics Designer and  
Editor



**Matt McKee**  
Ticketing Services  
Communications Manager



**Brittany McSwain**  
Human Resources Generalist



**Kaitlyn Merrell**  
Business Development  
Manager - Texans Luxe



**Glenda Morrison**  
Senior Director of Human  
Resources



**Dr. James Muntz**  
Team Internist

## HOUSTON TEXANS STAFF



**Krista Murray**  
*Marketing and Cheerleader  
Program Assistant*




**Carol Adatto Nelson**  
*Team Travel Consultant*



**Toko Nguyen**  
*Team Physical Therapist*



**Dr. Tom O'Brien**  
*Team Dentist*



**Emily Othold**  
*Human Resources Generalist*



**Tyler Peart**  
*Ticket Sales Representative*




**Brian Peden**  
*Senior Corporate Development  
Manager*



**Kenneth Perkins**  
*Senior Motion Graphics  
Designer & Editor*



**Casey Potter**  
*Cheerleader Program Manager*



**Dr. Mark Prasarn**  
*Team Orthopedist*



**Shari Rainey**  
*Director of Texans  
Luxe Service*



**Stephanie Ramsey**  
*Executive Assistant to  
Bill O'Brien*



**Josh Randall**  
*Business Development  
Manager - Texans Luxe*



**Bobby Rawlinson**  
*Service Desk Manager*



**Ryan Records**  
*Mascot Program Coordinator*



**Anna Reyes**  
*Staff Accountant*



**Meg Reynolds**  
*Partnership Marketing  
Representative*



**Karen Richards**  
*Executive Assistant to  
Janice S. McNair*



**Justina Rodriguez**  
*Paralegal*



**Taylor Rouleau**  
*Event Operations Coordinator*



## HOUSTON TEXANS STAFF



**Lisa Ruiz**  
*Director of Payroll Services*



**Kayla Rumbaugh**  
*Business Systems Analyst*



**Adrienne Saxe**  
*Director of Community Development*



**Jessica Schneider**  
*Director of Texans Luxe Service*



**Holly Schweitzer**  
*Director of Fan Relations & Event Services*



**Leo Scott**  
*Director of IT Infrastructure*



**Anthony Shade**  
*Systems Administrator*



**Deepi Sidhu**  
*Senior Content Producer & Lead Writer*



**Austen Smith**  
*Senior Director of Partnership Marketing*



**Rebekah Snodgrass**  
*Foundation Event Coordinator*



**Dr. William Spangler**  
*Team Emergency Physician*



**Brett Stewart**  
*Marketing Manager*



**Julie Strauss**  
*Employee Benefits & Human Resources Manager*



**Tyler Suddarth**  
*Videographer & Lead Producer*




**Ashley Tait**  
*Executive Assistant to Greg Grissom*



**Zach Tarrant**  
*Photography Manager & Team Photographer*



**Jenny Toups**  
*Event Services Specialist*



**Caitlin Towle**  
*Ticket Sales Representative*



**Greg Tyler**  
*Team Pastor*



**Lelia Vacek**  
*Partnership Marketing Media Specialist*



## HOUSTON TEXANS STAFF



**Brian Varnadoe**  
*Senior Director of Premium Seating*



**Dr. Kevin Varner**  
*Team Orthopedist*



**Shelby Vogt**  
*Senior Payroll Accountant*



**Arron Webb**  
*Network & Security Engineer*



**Melissa Weynand**  
*Executive Assistant to Marilan Logan*



**Bri Williams**  
*Corporate Development Event Coordinator*



**Bradley Wilson**  
*Team Paramedic*



**Karen Winston, LCSW**  
*Team Counselor*



**Fara Yoder**  
*Director of CRM Data*



**Trey Young**  
*Senior Director of Ticket Services*



**Ivory Youngblood**  
*Payroll & HRIS Manager*



**HOUSTON**  
**TEXANS**

**2018 SEASON**  
**IN REVIEW**

# 2018 REGULAR SEASON STATISTICS (11-5)

WON 11, LOST 5				BILL O'BRIEN (16 GAMES)	
09/09	L	20-27	at New England	65,878	
09/16	L	17-20	at Tennessee	62,372	
09/23	L	22-27	N.Y. Giants	71,838	
09/30	W	37-34	at Indianapolis	57,716	
10/07	W	19-16	Dallas	72,008	
10/14	W	20-13	Buffalo	71,638	
10/21	W	20-7	at Jacksonville	66,534	
10/25	W	42-23	Miami	71,726	
11/04	W	19-17	at Denver	76,270	
11/18	W	23-21	at Washington	61,593	
11/26	W	34-17	Tennessee	71,826	
12/02	W	29-13	Cleveland	71,741	
12/09	L	21-24	Indianapolis	71,814	
12/15	W	29-22	at N.Y. Jets	77,982	
12/23	L	30-32	at Philadelphia	69,696	
12/30	W	20-3	Jacksonville	71,848	

2018 TEAM STATISTICS				HOU	OPP.
TOTAL FIRST DOWNS				333	298
Rushing				94	76
Passing				202	200
Penalty				37	22
3rd Down: Made/Att				77/208	91/227
3rd Down Pct.				37.0%	40.1%
4th Down: Made/Att				8/12	12/20
4th Down Pct.				66.7%	60.0%
POSSESSION AVG.				30:47	30:22
TOTAL NET YARDS				5,802	5,490
Avg. Per Game				362.6	343.1
Total Plays				1,040	1,022
Avg. Per Play				5.6	5.4
NET YARDS RUSHING				2,021	1,323
Avg. Per Game				126.3	82.7
Total Rushes				472	385
NET YARDS PASSING				3,781	4,167
Avg. Per Game				236.3	260.4
Sacked/Yards Lost				62/384	43/310
Gross Yards				4,165	4,477
Att./Completions				506/345	594/385
Completion Pct.				68.2%	64.8%
Had Intercepted				9	15
PUNTS/AVERAGE				74/43.7	80/46.7
NET PUNTING AVG.				39.1	40.3
PENALTIES/YARDS				105/787	117/945
FUMBLES/BALL LOST				19/7	26/14
TOUCHDOWNS				42	36
Rushing				12	8
Passing				26	28
Returns				4	0

SCORE BY PERIODS				Q1	Q2	Q3	Q4	OT	PTS
Texans				87	136	60	110	9	402
OPPONENTS				74	76	91	72	3	316
SCORING	TD	RU	PA	RT	K-PAT	FG	2PT	S	PTS
K. Fairbairn	0	0	0	0	39/41	37/42	0	0	150
D. Hopkins	11	0	11	0	0/0	0/0	0	0	66
L. Miller	6	5	1	0	0/0	0/0	0	0	36
D. Watson	5	5	0	0	0/0	0/0	0	0	30
W. Fuller V	4	0	4	0	0/0	0/0	0	0	24
J. Thomas	4	0	4	0	0/0	0/0	0	0	24
A. Blue	2	2	0	0	0/0	0/0	0	0	12
D. Thomas	2	0	2	0	0/0	0/0	0	0	12
J. Clowney	1	0	0	1	0/0	0/0	0	0	6
K. Coutee	1	0	1	0	0/0	0/0	0	0	6
Z. Cunningham	1	0	0	1	0/0	0/0	0	0	6
B. Ellington	1	0	1	0	0/0	0/0	0	0	6
D. Foreman	1	0	1	0	0/0	0/0	0	0	6
J. Joseph	1	0	0	1	0/0	0/0	0	0	6
J. Reid	1	0	0	1	0/0	0/0	0	0	6
V. Smith	1	0	1	0	0/0	0/0	0	0	6
TEXANS	42	12	26	4	39/41	37/42	0	0	402
OPPONENTS	36	8	28	0	29/32	23/26	1	0	316

**SACKS:** J. Watt 16.0, J. Clowney 9.0, W. Mercilus 4.0, C. Covington 3.5, T. Mathieu 3.0, D. Reader 2.0, B. McKinney 1.5, D. Ejirofor 1.0, K. Jackson 1.0, C. Watkins 1.0, A. Blackson 1.0, **TM** 43.0, **OPP** 62.0 **FUM/LOST:** D. Watson 9/3, D. Carter 4/1, D. Hopkins 2/2, L. Miller 1/1, N. Martin 1/0, T. Ervin 1/0, D. Foreman 1/0

PASSING	ATT	CMP	YDS	CMP%	YDS/ATT	TD	TD%	INT	INT%	LONG	SACK/	LOST	RATING
D. Watson	505	345	4,165	68.3	8.2	26	5.1	9	1.8	73t	62/	384	103.1
D. Hopkins	1	0	0	0.0	0.0	0	0.0	0	0.0	0	0/	0	39.6
TEXANS	506	345	4,165	68.2	8.2	26	5.1	9	1.8	73T	62/	384	102.9
OPPONENTS	594	385	4,477	64.8	7.5	28	4.7	15	2.5	83T	43/	310	92.7

RUSHING	NO.	YDS	AVG	LONG	TD
L. Miller	210	973	4.6	97t	5
D. Watson	99	551	5.6	34	5
A. Blue	150	499	3.3	17	2
D. Carter	1	7	7.0	7	0
K. Coulee	3	0	0.0	3	0
D. Foreman	7	-1	-0.1	2	0
B. Weeden	1	-1	-1.0	-1	0
D. Hopkins	1	-7	-7.0	-7	0
TEXANS	472	2,021	4.3	97T	12
OPPONENTS	385	1,323	3.4	39	8

RECEIVING	TAR	NO.	YDS	AVG	LONG	TD
D. Hopkins	163	115	1,572	13.7	49t	11
W. Fuller V	45	32	503	15.7	73t	4
R. Griffin	43	24	305	12.7	47	0
K. Coulee	41	28	287	10.3	40	1
D. Thomas	33	23	275	12.0	31	2
J. Akins	25	17	225	13.2	28	0
J. Thomas	27	20	215	10.8	39	4
D. Carter	23	20	195	9.8	50	0
L. Miller	35	25	163	6.5	16	1
A. Blue	27	20	154	7.7	28	0
B. Ellington	12	8	92	11.5	23	1
V. Smith	10	5	91	18.2	35t	1
T. Ervin	3	3	35	11.7	19	0
D. Foreman	2	2	28	14.0	20t	1
J. Webb III	3	2	13	6.5	7	0
S. Coates Jr.	2	1	12	12.0	12	0
TEXANS	494	345	4,165	12.1	73T	26
OPPONENTS	558	385	4,477	11.6	83T	28

INTERCEPTIONS	NO.	YDS	AVG	LONG	TD
J. Reid	3	128	42.7	101t	1
A. Hal	3	2	0.7	2	0
J. Joseph	2	46	23.0	28t	1
K. Jackson	2	24	12.0	13	0
T. Mathieu	2	6	3.0	6	0
Z. Cunningham	1	38	38.0	38t	1
B. Scarlett	1	8	8.0	8	0
B. McKinney	1	0	0.0	0	0
TEXANS	15	252	16.8	101T	3
OPPONENTS	9	24	2.7	15	0

PUNTING	NO.	YDS	AVG	NET	TB	IN	LG	B
T. Daniel	74	3,237	43.7	39.1	5	36	61	0
TEXANS	74	3,237	43.7	39.1	5	36	61	0
OPPONENTS	80	3,732	46.7	40.3	7	24	62	1

PUNT RETURNS	RET	FC	YDS	AVG	LONG	TD
T. Ervin	21	7	175	8.3	27	0
D. Carter	16	8	146	9.1	30	0
T. Mathieu	1	1	6	6.0	6	0
TEXANS	38	16	327	8.6	30	0
OPPONENTS	32	23	240	7.5	26	0

KICKOFF RETURNS	NO.	YDS	AVG	LONG	TD
T. Ervin	10	253	25.3	36	0
D. Carter	9	221	24.6	30	0
A. Blue	1	13	13.0	13	0
TEXANS	20	487	24.4	36	0
OPPONENTS	33	682	20.7	40	0

FIELD GOALS	1-19	20-29	30-39	40-49	50+
K. Fairbairn	1/1	9/9	11/11	12/15	4/6
TEXANS	1/1	9/9	11/11	12/15	4/6
OPPONENTS	0/0	4/4	7/7	10/10	2/5
K. Fairbairn (42G, 36G) (54SH, 34G) (23G, 28G, 54G) (40G, 59WR, 29G, 37G) (48WL, 20G, 21G, 19G, 36G) (33G, 27G) (44G, 48G) (-) (46G, 37G) (23G, 44WL, 33G, 54G, 45WR) (43G, 47G) (35G, 42G, 48G, 53G, 38G) (-) (41G, 32G, 53G, 49G, 40G) (30G) (23G, 24G)					
OPP: (25G) (47G, 35G) (26G) (42G, 44G) (54G) (42G, 31G) (31G) (63SH) (44G, 62WR, 51WR) (37G, 41G, 46G) (23G, 52G) (27G, 43G, 48G) (44G, 30G) (39G, 35G)					
2-Pt Conv: TM 0-1 OPP 1-4					



# 2018 DEFENSIVE STATISTICS

2018 REGULAR SEASON HOUSTON TEXANS DEFENSIVE STATS  
(THROUGH WEEK 17)

PLAYER	SOLO	ASST.	TOTAL	TFL	SACKS/YDS.	QBH	FR	FF	INT./YDS.	PD
Cunningham, Zach	73	32	105	3	0.0/0	2	0	2	1/38	5
McKinney, Benardrick	63	42	105	5	1.5/8	5	0	1	1/0	7
Mathieu, Tyrann	70	19	89	5	3.0/20	4	1	0	2/6	8
Jackson, Kareem	70	17	87	5	1.0/13	1	1	2	2/24	17
Reid, Justin	64	17	81	2	0.0/0	1	2	1	3/128	10
Watt, J.J.	47	14	61	18	16.0/119	25	0	7	0/0	4
Joseph, Johnathan	49	9	58	1	0.0/0	0	0	0	2/46	13
Clowney, Jadeveon	38	9	47	16	9.0/75	21	3	1	0/0	1
Mercilus, Whitney	22	17	39	5	4.0/28	14	0	2	0/0	0
Reader, D.J.	23	10	33	5	2.0/10	3	0	0	0/0	0
Wright, Shareece	25	7	32	3	0.0/0	0	0	0	0/0	5
Colvin, Aaron	22	7	29	0	0.0/0	0	2	0	0/0	1
Blackson, Angelo	18	6	24	1	1.0/7	2	1	0	0/0	3
Dunn, Brandon	13	11	24	4	0.0/0	0	0	1	0/0	0
Covington, Christian	8	7	15	4	3.5/21	8	0	0	0/0	0
Cole, Dylan	13	0	13	1	0.0/0	0	0	0	0/0	3
Scarlett, Brennan	8	4	12	0	0.0/0	2	0	1	1/8	3
Hal, Andre	5	6	11	0	0.0/0	0	0	0	3/2	5
Ejiofor, Duke	6	2	8	1	1.0/8	2	1	0	0/0	2
Peters, Brian	3	4	7	0	0.0/0	0	0	0	0/0	0
Jamerson, Natrell	5	0	5	0	0.0/0	0	0	0	0/0	1
Kalambayi, Peter	1	4	5	0	0.0/0	0	0	0	0/0	0
Burton, Deante	4	0	4	0	0.0/0	0	0	1	0/0	0
Johnson, Kevin	1	3	4	0	0.0/0	0	0	0	0/0	0
Tyson, Mike	2	2	4	0	0.0/0	0	0	0	0/0	1
Keyes, Josh	2	1	3	0	0.0/0	1	0	0	0/0	0
Watkins, Carlos	2	1	3	1	1.0/2	1	0	0	0/0	0
Heath, Joel	2	0	2	0	0.0/0	0	0	0	0/0	0
Bademosi, Johnson	0	1	1	0	0.0/0	0	0	0	0/0	0
Webster, Kayvon	1	0	1	0	0.0/0	0	0	0	0/0	0
Hopkins, DeAndre	0	0	0	0	0.0/0	0	0	0	0/0	1
TEXANS TOTALS	660	252	912	80	43.0/311	92	11	19	15/252	90
OPP. TOTALS	665	354	1019	91	62.0/388	133	6	10	9/24	49

Asst=Assist Asst=Assist Total=Combined TFL=Tackle for a Loss QBH=Quarterback Hit Int=Interception PD=Pass Defense FF=Forced Fumble FR=Fumble Recovery

2018 REGULAR SEASON TEXANS SPECIAL TEAMS			
PLAYER	TKIS.	ASST.	TOTAL
Moore, A.J.	7	4	11
Bademosi, Johnson	7	2	9
Howell, Buddy	7	2	9
Kalambayi, Peter	6	2	8
Reid, Justin	6	1	7
Scarlett, Brennan	4	2	6
Coates Jr., Sammie	1	3	4
Adams, Tyrell	1	2	3
Webb III, Joe	3	0	3
Cunningham, Zach	0	2	2
Hal, Andre	1	1	2
Jamerson, Natrell	1	1	2
Keyes, Josh	1	1	2
Peters, Brian	1	1	2
Blue, Alfred	1	0	1
Ejiofor, Duke	0	1	1
Fairbairn, Ka'imi	1	0	1
Tyson, Mike	1	0	1
Weeks, Jon	0	1	1
TOTALS	49	26	75

DEFENSIVE STATS BY RANK							
SACKS		INTERCEPTIONS		TACKLES FOR LOSS		PASSES DEFENSED	
PLAYER	NO.	PLAYER	NO.	PLAYER	NO.	PLAYER	NO.
J. Watt	16.0	A. Hal	3	J. Watt	18	K. Jackson	17
J. Clowney	9.0	J. Reid	3	J. Clowney	16	J. Joseph	13
W. Mercilus	4.0	K. Jackson	2	K. Jackson	5	J. Reid	10
C. Covington	3.5	J. Joseph	2	T. Mathieu	5	T. Mathieu	8
T. Mathieu	3.0	T. Mathieu	2	B. McKinney	5	B. McKinney	7
D. Reader	2.0	Z. Cunningham	1	W. Mercilus	5	Z. Cunningham	5
B. McKinney	1.5	B. McKinney	1	D. Reader	5	A. Hal	5
A. Blackson	1.0	B. Scarlett	1	C. Covington	4	S. Wright	5
D. Ejiofor	1.0			B. Dunn	4	J. Watt	4
K. Jackson	1.0			Z. Cunningham	3	A. Blackson	3
C. Watkins	1.0			S. Wright	3	D. Cole	3
				J. Reid	2	B. Scarlett	3
				A. Blackson	1	D. Ejiofor	2
				D. Cole	1	J. Clowney	1
				D. Ejiofor	1	A. Colvin	1
				J. Joseph	1	D. Hopkins	1
				C. Watkins	1	N. Jamerson	1
						M. Tyson	1

# 2018 STATISTICAL LEADERS

## 2018 REGULAR SEASON - OFFENSIVE

PASSING		POINTS	
PLAYER	YARDS	PLAYER	POINTS
Deshaun Watson	4,165	Ka'imi Fairbairn	108
RUSHING		DeAndre Hopkins	66
PLAYER	YARDS	Lamar Miller	36
Lamar Miller	973	Deshaun Watson	30
Deshaun Watson	551	Will Fuller V	24
Alfred Blue	499	Jordan Thomas	24
DeAndre Carter	7	Alfred Blue	12
RECEIVING		Demaryius Thomas	12
PLAYER	YARDS	Bruce Ellington	6
DeAndre Hopkins	1,572	Keke Coutee	6
Will Fuller V	503	D'Onta Foreman	6
Ryan Griffin	305	Vyncint Smith	6
Keke Coutee	287		
Demaryius Thomas	275		
Jordan Akins	225		
Jordan Thomas	215		
DeAndre Carter	195		
Lamar Miller	163		
Alfred Blue	154		
Bruce Ellington	92		
Vyncint Smith	91		
Tyler Ervin	35		
D'Onta Foreman	28		
Joe Webb III	13		
Sammie Coates Jr.	12		

## 2018 REGULAR SEASON - DEFENSIVE

SACKS			PASSES DEFENSED		
PLAYER	SACKS	YARDS	PLAYER	PD	
J.J. Watt	16.0	119.0	Kareem Jackson	17	
Jadeveon Clowney	9.0	74.5	Johnathan Joseph	13	
Whitney Mercilus	4.0	28.0	Justin Reid	10	
Christian Covington	3.5	21.0	Tyrann Mathieu	8	
Tyrann Mathieu	3.0	20.0	Benardrick McKinney	7	
D.J. Reader	2.0	10.0	Zach Cunningham	5	
Benardrick McKinney	1.5	7.5	Andre Hal	5	
Kareem Jackson	1.0	13.0	Shareece Wright	5	
Angelo Blackson	1.0	7.0	J.J. Watt	4	
Carlos Watkins	1.0	2.0	Angelo Blackson	3	
Duke Ejiofor	1.0	8.0	Brennan Scarlett	3	
INTERCEPTIONS			Dylan Cole	3	
PLAYER	INT	YARDS	LONG	Duke Ejiofor	2
Justin Reid	3	128	101T	DeAndre Hopkins	1
Andre Hal	3	2	2	Mike Tyson	1
Johnathan Joseph	2	46	28T	Aaron Colvin	1
Kareem Jackson	2	24	13	Jadeveon Clowney	1
Tyrann Mathieu	2	6	6	Natrell Jamerson	1
Zach Cunningham	1	38	38T	TACKLES FOR LOSS	
Brennan Scarlett	1	8	8	PLAYER	TFL
Benardrick McKinney	1	0	0	J.J. Watt	18
DEFENSIVE TACKLES			Jadeveon Clowney	16	
PLAYER	SOLO	ASST	TK	Kareem Jackson	5
Benardrick McKinney	63	42	105	Tyrann Mathieu	5
Zach Cunningham	73	32	105	Benardrick McKinney	5
Tyrann Mathieu	70	19	89	Whitney Mercilus	5
Kareem Jackson	70	17	87	D.J. Reader	5
Justin Reid	64	17	81	Brandon Dunn	4
J.J. Watt	47	14	61	Christian Covington	4
Johnathan Joseph	49	9	58	Zach Cunningham	3
Jadeveon Clowney	38	9	47	Shareece Wright	3
Whitney Mercilus	22	17	39	Justin Reid	2
D.J. Reader	23	10	33	Duke Ejiofor	1
Shareece Wright	25	7	32	Johnathan Joseph	1
Aaron Colvin	22	7	29	Angelo Blackson	1
Angelo Blackson	18	6	24	Carlos Watkins	1
Brandon Dunn	13	11	24	Dylan Cole	1
FUMBLES			QUARTERBACK HITS		
PLAYER	FF	FR	PLAYER	QBH	
Jadeveon Clowney	3	1	J.J. Watt	25	
Justin Reid	2	1	Jadeveon Clowney	21	
Aaron Colvin	2	0	Whitney Mercilus	14	
Kareem Jackson	1	2	Christian Covington	8	
Angelo Blackson	1	0	Benardrick McKinney	5	
Tyrann Mathieu	1	0	Tyrann Mathieu	4	
Duke Ejiofor	1	0	D.J. Reader	3	
J.J. Watt	0	7	Zach Cunningham	2	
Whitney Mercilus	0	2	Duke Ejiofor	2	
Zach Cunningham	0	2	Angelo Blackson	2	
Brandon Dunn	0	1	Brennan Scarlett	2	
Brennan Scarlett	0	1	Kareem Jackson	1	
Deante Burton	0	1	Justin Reid	1	
Benardrick McKinney	0	1	Carlos Watkins	1	
SPECIAL TEAMS TACKLES			Josh Keyes	1	
PLAYER	TK		PLAYER		
Buddy Howell	7		Peter Kalambayi	6	
A.J. Moore	7		Brennan Scarlett	4	
Johnson Bademosi	7		Joe Webb III	3	
Justin Reid	6		Ka'imi Fairbairn	1	
			Mike Tyson	1	
			Alfred Blue	1	
			Tyrell Adams	1	
			Brian Peters	1	
			Andre Hal	1	
			Josh Keyes	1	
			Sammie Coates Jr.	1	
			Natrell Jamerson	1	

## 2018 REGULAR SEASON - SPECIAL TEAMS

SPECIAL TEAMS TACKLES		SPECIAL TEAMS TACKLES	
PLAYER	TK	PLAYER	TK
Buddy Howell	7	Peter Kalambayi	6
A.J. Moore	7	Brennan Scarlett	4
Johnson Bademosi	7	Joe Webb III	3
Justin Reid	6	Ka'imi Fairbairn	1
		Mike Tyson	1
		Alfred Blue	1
		Tyrell Adams	1
		Brian Peters	1
		Andre Hal	1
		Josh Keyes	1
		Sammie Coates Jr.	1
		Natrell Jamerson	1

## 2018 STATISTICAL LEADERS

### KICKOFF RETURNS

PLAYER	YARDS (AVG)
Tyler Ervin	253 (25.3)
DeAndre Carter	221 (24.6)
Alfred Blue	13 (13.0)

### PUNT RETURNS

PLAYER	YARDS (AVG)
Tyler Ervin	175 (8.3)
DeAndre Carter	146 (9.1)
Tyrann Mathieu	6 (6.0)

### FIELD GOALS

### PLAYER

### MADE/ATT

Ka'imi Fairbairn	37/42 (88.1%)
------------------	---------------

### PUNTS

PLAYER	YARDS (AVG/NET AVG)
Trevor Daniel	3,237 (43.7/39.1)



# 2018 POSTSEASON STATISTICS (0-1)

WON 0, LOST 1 BILL O'BRIEN (1 GAMES)

01/05 L AFC Wild Card Playoff Game 7-21 Indianapolis 71,798

2018 TEAM STATISTICS		HOU	OPP.
TOTAL FIRST DOWNS		20	26
Rushing		7	10
Passing		13	14
Penalty		0	2
3rd Down: Made/Att		3/13	9/14
3rd Down Pct.		23.1%	64.3%
4th Down: Made/Att		2/5	0/0
4th Down Pct.		40.0%	0%
POSSESSION AVG.		28:46	31:14
TOTAL NET YARDS		322	422
Avg. Per Game		322.0	422.0
Total Plays		68	67
Avg. Per Play		4.7	6.3
NET YARDS RUSHING		105	200
Avg. Per Game		105.0	200.0
Total Rushes		16	35
NET YARDS PASSING		217	222
Avg. Per Game		217.0	222.0
Sacked/Yards Lost		3/18	0/0
Gross Yards		235	222
Att./Completions		49/29	32/19
Completion Pct.		59.2%	59.4%
Had Intercepted		1	1
PUNTS/AVERAGE		5/46.8	4/37.0
NET PUNTING AVG.		42.8	37.0
PENALTIES/YARDS		8/67	2/10
FUMBLES/BALL LOST		0/0	0/0
TOUCHDOWNS		1	3
Rushing		0	1
Passing		1	2
Returns		0	0
SCORE BY PERIODS		Q1 Q2 Q3 Q4 OT PTS	
Texans		0 0 0 7 0	7
OPPONENTS		14 7 0 0 0	21
SCORING		TD RU PA RT K-PAT FG 2PT S PTS	
K. Coutee		1 0 1 0 0/0 0/0 0 0	6
K. Fairbairn		0 0 0 0 1/1 0/0 0 0	1
TEXANS		1 0 1 0 1/1 0/0 0 0	7
OPPONENTS		3 1 2 0 3/3 / 0 0	21

SACKS: TM 0.0, OPP 3.0

PASSING	ATT	CMP	YDS	CMP%	YDS/ATT	TD	TD%	INT	INT%	LONG	SACK/	LOST	RATING
D. Watson	49	29	235	59.2	4.8	1	2.0	1	2.0	20	3/	18	69.7
TEXANS	49	29	235	59.2	4.8	1	2.0	1	2.0	20	3/	18	69.7
OPPONENTS	32	19	222	59.4	6.9	2	6.3	1	3.1	38	0/	0	88.3

RUSHING	NO.	YDS	AVG	LONG	TD
D. Watson	8	76	9.5	21	0
L. Miller	5	18	3.6	8	0
A. Blue	2	8	4.0	4	0
D. Foreman	1	3	3.0	3	0
TEXANS	16	105	6.6	21	0
OPPONENTS	35	200	5.7	29	1

RECEIVING	TAR	NO.	YDS	AVG	LONG	TD
K. Coutee	14	11	110	10.0	20	1
L. Miller	10	8	63	7.9	12	0
D. Hopkins	10	5	37	7.4	13	0
A. Blue	2	2	11	5.5	6	0
J. Akins	3	2	8	4.0	7	0
R. Griffin	5	1	6	6.0	6	0
TEXANS	44	29	235	8.1	20	1
OPPONENTS	31	19	222	11.7	38	2

INTERCEPTIONS	NO.	YDS	AVG	LONG	TD
B. Dunn	1	0	0.0	0	0
TEXANS	1	0	0.0	0	0
OPPONENTS	1	10	10.0	10	0

PUNTING	NO.	YDS	AVG	NET	TB	IN	LG	B
T. Daniel	5	234	46.8	42.8	0	2	60	0
TEXANS	5	234	46.8	42.8	0	2	60	0
OPPONENTS	4	148	37.0	37.0	0	2	44	0

PUNT RETURNS	RET	FC	YDS	AVG	LONG	TD
D. Carter	0	2	0	0.0	0	0
TEXANS	0	2	0	0.0	0	0
OPPONENTS	2	2	20	10.0	14	0

KICKOFF RETURNS	NO.	YDS	AVG	LONG	TD
D. Carter	1	26	26.0	26	0
TEXANS	1	26	26.0	26	0
OPPONENTS	0	0	0.0	0	0

FIELD GOALS	1-19	20-29	30-39	40-49	50+
TEXANS	0/0	0/0	0/0	0/0	0/0
OPPONENTS	0/0	0/0	0/0	0/0	0/0

OPP: ()

2-Pt Conv: TM 0-0 OPP 0-0

# 2018 POSTSEASON DEFENSIVE STATISTICS

2018 POSTSEASON HOUSTON TEXANS DEFENSIVE STATS  
(WILD CARD PLAYOFF GAME)

PLAYER	SOLO	ASST.	TOTAL	TFL	SACKS/YDS.	QBH	FR	FF	INT./YDS.	PD
McKinney, Benardrick	5	4	9	0	0.0/0	0	0	0	0/0	0
Mathieu, Tyrann	8	0	8	0	0.0/0	0	0	0	0/0	0
Cunningham, Zach	5	2	7	0	0.0/0	1	0	0	0/0	1
Joseph, Johnathan	4	2	6	0	0.0/0	0	0	0	0/0	0
Reader, D.J.	3	3	6	0	0.0/0	0	0	0	0/0	0
Clowney, Jadeveon	2	3	5	0	0.0/0	0	0	0	0/0	0
Cole, Dylan	2	2	4	0	0.0/0	0	0	0	0/0	0
Jackson, Kareem	3	1	4	0	0.0/0	0	0	0	0/0	0
Reid, Justin	2	1	3	0	0.0/0	0	0	0	0/0	2
Hal, Andre	1	1	2	0	0.0/0	0	0	0	0/0	0
Watt, J.J.	2	0	2	1	0.0/0	1	0	0	0/0	2
Dunn, Brandon	1	0	1	0	0.0/0	0	0	0	1/0	1
Ejiofor, Duke	1	0	1	0	0.0/0	2	0	0	0/0	0
Mercilus, Whitney	0	1	1	0	0.0/0	0	0	0	0/0	0
Wright, Shareece	0	0	0	0	0.0/0	0	0	0	0/0	1
TEXANS TOTALS	39	20	59	1	0.0/0	4	0	0	1/0	7
OPP. TOTALS	36	26	62	3	3.0/18	8	0	0	1/10	4

Asst=Tackle Asst=Assist Total=Combined TFL=Tackle for a Loss QBH=Quarterback Hit Int=Interception PD=Pass Defense FF=Forced Fumble FR=Fumble Recovery

2018 POSTSEASON TEXANS SPECIAL TEAMS			
PLAYER	TKIS.	ASST.	TOTAL
Cunningham, Zach	1	0	1
Kalambayi, Peter	1	0	1
TOTALS	2	0	2

DEFENSIVE STATS BY RANK									
SACKS		INTERCEPTIONS		TACKLES FOR LOSS		PASSES DEFENSED		QUARTERBACK HITS	
PLAYER	NO.	PLAYER	NO.	PLAYER	NO.	PLAYER	NO.	PLAYER	NO.
		B. Dunn	1	J. Watt	1	J. Reid	2	D. Ejiofor	2
						J. Watt	2	Z. Cunningham	1
						Z. Cunningham	1	J. Watt	1
						B. Dunn	1		
						S. Wright	1		

# 2018 POSTSEASON STATISTICAL LEADERS

## 2018 POSTSEASON - OFFENSIVE

PASSING	
PLAYER	YARDS
Deshaun Watson	235
RUSHING	
PLAYER	YARDS
Deshaun Watson	76
Lamar Miller	18

RECEIVING	
PLAYER	YARDS
Keke Coutee	110
Lamar Miller	63

DeAndre Hopkins	37
Alfred Blue	11
Jordan Akins	8
Ryan Griffin	6
POINTS	
PLAYER	POINTS
Keke Coutee	6

## 2018 POSTSEASON - DEFENSIVE

SACKS			
-- no players --			
INTERCEPTIONS			
PLAYER	INT	YARDS	LONG
Brandon Dunn	1	0	0
DEFENSIVE TACKLES			
PLAYER	SOLO	ASST	TK
Benardrick McKinney	5	4	9
Tyrann Mathieu	8	0	8
Zach Cunningham	5	2	7
D.J. Reader	3	3	6
Johnathan Joseph	4	2	6
Jadeveon Clowney	2	3	5

Kareem Jackson	3	1	4
Dylan Cole	2	2	4
Justin Reid	2	1	3
Andre Hal	1	1	2
J.J. Watt	2	0	2
Whitney Mercilus	0	1	1
Brandon Dunn	1	0	1
Duke Ejirofor	1	0	1

Duke Ejirofor	2
Zach Cunningham	1
J.J. Watt	1

FUMBLES	
-- no players --	

PASSES DEFENSED	
PLAYER	PD
J.J. Watt	2
Justin Reid	2
Shareece Wright	1
Zach Cunningham	1
Brandon Dunn	1

QUARTERBACK HITS	
PLAYER	QBH

TACKLES FOR LOSS	
PLAYER	TFL
J.J. Watt	1

## 2018 POSTSEASON - SPECIAL TEAMS

SPECIAL TEAMS TACKLES		
PLAYER	TK	
Zach Cunningham	1	
Peter Kalambayi	1	
KICKOFF RETURNS		

PLAYER	YARDS (AVG)
DeAndre Carter	26 (26.0)

PUNT RETURNS	
-- no players --	

FIELD GOALS	
-- no players --	

PUNTS	
PLAYER	YARDS (AVG/NET AVG)
Trevor Daniel	234 (46.8/42.8)



# 2018 PLAYER PARTICIPATION

2018 Regular Season Houston Texans Player Participation

	@ NE	@ TEN	NYG	@ IND	DAL	BUF	@ JAX	MIA	@ DEN	@ WAS	TEN	CLE	IND	@ NYJ	@ PHI	JAX	GP/GS	DNP/IA
PLAYERS	9/9	9/16	9/23	9/30	10/7	10/14	10/21	10/25	11/4	11/18	11/26	12/2	12/9	12/15	12/23	12/30	GP/GS	DNP/IA
Adams, Tyrell	NOT	NOT	NOT	NOT	GP	GP	GP	NOT	NOT	NOT	NOT	NOT	NOT	NOT	NOT	GP	4/0	0/0
Akins, Jordan	GP	GP	GP	GP	GP	GP	TE	TE	TE	GP	GP	GP	GP	TE	TE	TE	16/6	0/0
Bademosi, Johnson	GP	GP	GP	GP	GP	GP	GP	GP	GP	GP	GP	GP	GP	GP	GP	GP	16/0	0/0
Blackson, Angelo	GP	GP	GP	DE	DE	GP	GP	GP	GP	GP	GP	GP	GP	GP	DE	DE	16/4	0/0
Blue, Alfred	GP	GP	GP	GP	RB	GP	GP	GP	GP	GP	GP	GP	GP	GP	RB	GP	16/2	0/0
Burton, Deante	^	^	^	^	^	^	^	^	IA	IA	IA	IA	IA	IA	GP	GP	2/0	0/6
Carter, DeAndre	^	^	^	^	^	^	^	^	^	GP	GP	WR	GP	WR	GP	WR	7/3	0/0
Clowney, Jadeveon	JACK	IA	JACK	JACK	JACK	JACK	JACK	JACK	GP	JACK	JACK	JACK	JACK	JACK	JACK	JACK	15/14	0/1
Cole, Dylan	GP	GP	GP	IR	IR	IR	IR	IR	IR	IR	IR	GP	GP	GP	GP	GP	8/0	0/0
Colvin, Aaron	GP	GP	CB	CB	IA	IA	IA	IA	IA	IA	GP	GP	GP	GP	GP	GP	10/2	0/6
Coutee, Keke	IA	IA	IA	GP	WR	GP	GP	IA	IA	WR	GP	IA	IA	IA	IA	IA	6/2	0/10
Covington, Christian	DE	IA	DE	IA	IA	IA	GP	GP	GP	GP	GP	GP	GP	GP	GP	GP	12/2	0/4
Cunningham, Zach	WILL	WILL	WILL	WILL	WILL	WILL	WILL	WILL	IA	IA	WILL	WILL	WILL	WILL	WILL	WILL	14/14	0/2
Daniel, Trevor	GP	GP	GP	GP	GP	GP	GP	GP	GP	GP	GP	GP	GP	GP	GP	GP	16/0	0/0
Davenport, Julián	LT	RT	RT	GP	LT	LT	LT	LT	LT	LT	LT	LT	LT	LT	LT	LT	16/15	0/0
Dunn, Brandon	GP	NT	GP	GP	GP	NT	NT	NT	NT	NT	NT	NT	NT	NT	IA	IA	14/10	0/2
Ejiofor, Duke	IA	GP	GP	GP	GP	GP	GP	GP	GP	IA	IA	IA	GP	GP	GP	GP	12/0	0/4
Fairbairn, Ka'imi	GP	GP	GP	GP	GP	GP	GP	GP	GP	GP	GP	GP	GP	GP	GP	GP	16/0	0/0
Foreman, D'Onta	R/PUP	R/PUP	R/PUP	R/PUP	R/PUP	R/PUP	R/PUP	R/PUP	R/PUP	R/PUP	R/PUP	R/PUP	IA	IA	GP	IA	1/0	0/3
Fulton, Zach	RG	RG	RG	RG	RG	RG	IA	IA	RG	RG	RG	RG	IA	RG	RG	RG	13/13	0/3
Griffin, Ryan	TE	TE	TE	TE	TE	TE	IA	IA	GP	GP	TE	TE	TE	GP	TE	TE	14/11	0/2
Hal, Andre	R/NFILL	R/NFILL	R/NFILL	R/NFILL	R/NFILL	R/NFILL	S	IA	IA	GP	GP	GP	GP	GP	GP	S	8/2	0/2
Heath, Joel	IA	GP	IA	GP	GP	GP	IA	GP	IA	IA	IA	IA	IA	IA	IA	IA	5/0	0/11
Hopkins, DeAndre	WR	WR	WR	WR	WR	WR	WR	WR	WR	WR	WR	WR	WR	WR	WR	WR	16/16	0/0
Howell, Buddy	DNP	GP	GP	GP	GP	GP	GP	GP	GP	GP	GP	GP	GP	GP	GP	GP	15/0	1/0
Jackson, Kareem	S	CB	S	S	S	CB	CB	CB	CB	CB	CB	CB	CB	CB	CB	CB	16/16	0/0
Johnson, Roderick	PS	IA	IA	IA	PS	PS	PS	PS	PS	PS	PS	PS	GP	IA	IA	IA	1/0	0/6
Joseph, Johnathan	CB	CB	CB	CB	CB	CB	CB	CB	IA	CB	CB	CB	CB	CB	CB	IA	14/14	0/2
Kalambayi, Peter	GP	GP	IA	GP	GP	GP	GP	GP	GP	GP	GP	GP	GP	GP	GP	GP	15/0	0/1
Kelemete, Senio	LG	LG	DNP	LG	LG	LG	LG	LG	LG	LG	LG	LG	LG	LG	GP	LG	15/14	1/0
Keyes, Josh	^	^	^	^	^	^	^	GP	GP	GP	IA	NOT	^	^	^	IA	3/0	0/2
Lamm, Kendall	IA	GP	GP	RT	RT	RT	RT	RT	RT	RT	RT	RT	RT	RT	RT	RT	15/13	0/1
Mancz, Greg	GP	GP	LG	GP	GP	GP	RG	RG	GP	GP	GP	GP	RG	GP	GP	GP	16/4	0/0
Martin, Nick	C	C	C	C	C	C	C	C	C	C	C	C	C	C	C	C	16/16	0/0
Mathieu, Tyrann	S	S	S	S	S	S	CB	CB	CB	S	S	S	S	S	S	S	16/16	0/0
McKinney, Benardrick	MIKE	MIKE	MIKE	MIKE	MIKE	MIKE	MIKE	MIKE	MIKE	MIKE	MIKE	MIKE	MIKE	MIKE	MIKE	MIKE	16/16	0/0
Mercilus, Whitney	SAM	SAM	SAM	GP	SAM	SAM	GP	GP	JACK	GP	SAM	SAM	GP	SAM	GP	GP	16/9	0/0
Miller, Lamar	RB	RB	RB	RB	DNP	RB	RB	RB	RB	RB	RB	RB	RB	RB	IA	RB	14/14	1/1
Mitchell Jr., Steven	^	^	^	^	^	^	^	^	PS	PS	PS	PS	PS	PS	PS	GP	1/0	0/0
Moore, A.J.	GP	GP	GP	GP	GP	GP	GP	GP	GP	GP	GP	GP	GP	GP	GP	GP	16/0	0/0
Rankin, Martinas	GP	LT	LT	LT	GP	GP	GP	GP	GP	GP	GP	GP	GP	GP	GP	LG	16/4	0/0
Reader, D.J.	NT	DE	NT	NT	NT	DE	DE	DE	DE	DE	DE	DE	DE	DE	NT	NT	16/16	0/0
Reid, Justin	GP	S	GP	GP	GP	S	S	S	S	S	S	S	S	S	S	S	16/12	0/0
Smith, Vyncint	WR	GP	GP	IA	IA	IA	IA	GP	GP	IA	IA	IA	IA	IA	GP	GP	7/1	0/9
Thomas, Jordan	GP	TE	TE	TE	GP	TE	TE	TE	TE	TE	TE	GP	TE	GP	GP	GP	16/10	0/0
Tyson, Mike	PS	PS	PS	PS	PS	GP	GP	S	S	GP	GP	GP	GP	GP	IA	GP	10/2	0/1
Watkins, Carlos	IA	IA	IA	IA	IA	IA	DNP	GP	GP	IA	IA	IA	IA	IA	GP	GP	4/0	1/11
Watson, Deshaun	QB	QB	QB	QB	QB	QB	QB	QB	QB	QB	QB	QB	QB	QB	QB	QB	16/16	0/0
Watt, J.J.	DE	DE	DE	DE	DE	DE	DE	DE	DE	DE	DE	DE	DE	DE	DE	DE	16/16	0/0
Webb III, Joe	GP	GP	GP	GP	GP	GP	GP	GP	GP	GP	GP	GP	GP	GP	GP	GP	16/0	0/0
Weeden, Brandon	DNP	DNP	DNP	DNP	DNP	DNP	DNP	GP	DNP	DNP	DNP	DNP	DNP	DNP	DNP	DNP	1/0	15/0
Weeks, Jon	GP	GP	GP	GP	GP	GP	GP	GP	GP	GP	GP	GP	GP	GP	GP	GP	16/0	0/0
Wright, Shareece	^	GP	GP	CB	GP	GP	IA	IA	CB	CB	GP	GP	CB	GP	IA	CB	12/5	0/3

## Practice Squad

Adams, Jerell	^	^	^	^	^	PS	PS	PS	PS	PS	PS	PS	PS	PS	PS	PS	0/0	0/0
Bellamy, Davin	PS	PS	PS	PS	PS	PS	PS	PS	PS	PS	PS	PS	PS	PS	PS	PS	0/0	0/0
Etta-Tawo, Amba	^	^	^	^	^	^	^	^	^	^	^	^	^	PS	PS	PS	0/0	0/0
Ferguson, Josh	^	^	^	^	^	^	PS	NOT	^	PS	PS	PS	PS	PS	PS	PS	0/0	0/0
Hunter, Michael	^	^	^	^	^	^	^	^	^	^	^	^	^	^	^	PS	0/0	0/0
Landrum, Chris	^	^	^	^	^	^	^	^	^	^	^	^	^	^	^	PS	0/0	0/0
Shakir, Maurquice	^	^	^	^	^	^	^	^	^	^	^	^	^	PS	PS	PS	0/0	0/0
Slade, Chad	PS	PS	PS	PS	PS	PS	PS	PS	PS	PS	PS	PS	PS	PS	PS	PS	0/0	0/0
Steinmetz, David	^	^	^	^	^	^	^	^	^	^	^	PS	PS	PS	PS	PS	0/0	0/0
Whitney, Isaac	NOT	NOT	PS	PS	PS	PS	PS	PS	PS	PS	PS	PS	PS	PS	PS	PS	0/0	0/0

## All Others

Fuller V, Will	IA	WR	WR	WR	WR	WR	WR	WR	IR	IR	IR	IR	IR	IR	IR	IR	7/7	0/1
Henderson, Seantrel	RT	IR	IR	IR	IR	IR	IR	IR	IR	IR	IR	IR	IR	IR	IR	IR	1/1	0/0
Johnson, Kevin	CB	IR	IR	IR	IR	IR	IR	IR	IR	IR	IR	IR	IR	IR	IR	IR	1/1	0/0
Kelly Jr., Jermaine	IR	IR	IR	IR	IR	IR	IR	IR	IR	IR	IR	IR	IR	IR	IR	IR	0/0	0/0
Peters, Brian	GP	GP	GP	GP	IA	IA	IA	GP	GP	GP	GP	GP	GP	GP	GP	IR	11/0	0/4
Scarlett, Brennan	GP	JACK	GP	GP	GP	GP	GP	WILL	WILL	GP	GP	IR	IR	IR	IR	IR	12/3	0/0
Thomas, Demaryius	^	^	^	^	^	^	^	^	WR	WR	WR	WR	WR	WR	WR	R	7/7	0/0
Weah, Jester	PS	PS	PS	PS	PSI	PSI	PSI	PSI	PSI	PSI	PSI	PSI	PSI	PSI	PSI	PSI	0/0	0/0
Webster, Kayvon	IA	IA	IA	IA	CB	IR	IR	IR	IR	IR	IR	IR	IR	IR	CB	IR	2/2	0/4

## PARTICIPATION KEY:

Starters indicated by position, GP=Games Played, IA=Inactive, DNP=Did Not Play, IR=Reserve/Injured, IRD=Injured Reserve – Designated For Return, NFI=Non-Football Injury, NFILL=Non-Football Illness, PS=Practice Squad, PSI=Practice Squad Injured, PSIR=Practice Squad/Injured Reserve, PUP=Physically Unable to Perform, INJ=Injured, I=Inactive, I/SUS=Inactive/League Susp., N/NFI=Inactive/NFI, R/SUS=Reserve/League Susp., R/PUP=Reserve/PUP, R/NFI=Reserve/NFI, SUS=Reserve/Suspended, UNS=Unsigned, NOT=Not on Roster, EXE=Active/Roster Exemption, IPP=International Player Pathway/PS Exemption, ^=With Other Team

# 2018 STARTERS

## OFFENSE

	WR	LT	LG	C	RG	RT	TE	WR	WR	QB	RB
9/9 at New England	D.Hopkins	J.Davenport	S.Kelemete	N.Martin	Z.Fulton	S.Henderson	R.Griffin	B.Ellington	<u>V.Smith</u>	D.Watson	L.Miller
9/16 at Tennessee	D.Hopkins	<u>M.Rankin</u>	S.Kelemete	N.Martin	Z.Fulton	J.Davenport	R.Griffin	<u>J.Thomas (TE)</u>	W.Fuller V	D.Watson	L.Miller
9/23 vs. N.Y. Giants	D.Hopkins	<u>M.Rankin</u>	G.Mancz	N.Martin	Z.Fulton	J.Davenport	R.Griffin	<u>J.Thomas (TE)</u>	W.Fuller V	D.Watson	L.Miller
9/30 at Indianapolis	D.Hopkins	<u>M.Rankin</u>	S.Kelemete	N.Martin	Z.Fulton	K.Lamm	R.Griffin	<u>J.Thomas (TE)</u>	W.Fuller V	D.Watson	L.Miller
10/7 vs. Dallas	D.Hopkins	J.Davenport	S.Kelemete	N.Martin	Z.Fulton	K.Lamm	R.Griffin	<u>K.Coutee</u>	W.Fuller V	D.Watson	A.Blue
10/14 vs. Buffalo	D.Hopkins	J.Davenport	S.Kelemete	N.Martin	Z.Fulton	K.Lamm	R.Griffin	<u>J.Thomas (TE)</u>	W.Fuller V	D.Watson	L.Miller
10/21 at Jacksonville	D.Hopkins	J.Davenport	S.Kelemete	N.Martin	G. Mancz	K.Lamm	<u>J. Akins</u>	<u>J.Thomas (TE)</u>	W.Fuller V	D.Watson	L.Miller
10/25 vs. Miami	D.Hopkins	J.Davenport	S.Kelemete	N.Martin	G. Mancz	K.Lamm	<u>J. Akins</u>	<u>J.Thomas (TE)</u>	W.Fuller V	D.Watson	L.Miller
11/4 at Denver	D.Hopkins	J.Davenport	S.Kelemete	N.Martin	Z.Fulton	K.Lamm	<u>J. Akins</u>	<u>J.Thomas (TE)</u>	D.Thomas	D.Watson	L.Miller
11/18 at Washington	D.Hopkins	J.Davenport	S.Kelemete	N.Martin	Z.Fulton	K.Lamm	<u>J.Thomas</u>	<u>K. Coutee</u>	D.Thomas	D.Watson	L.Miller
11/26 vs. Tennessee	D.Hopkins	J.Davenport	S.Kelemete	N.Martin	Z.Fulton	K.Lamm	R.Griffin	<u>J.Thomas (TE)</u>	D.Thomas	D.Watson	L.Miller
12/2 vs. Cleveland	D.Hopkins	J.Davenport	S.Kelemete	N.Martin	Z.Fulton	K.Lamm	R.Griffin	D. Carter	D.Thomas	D.Watson	L.Miller
12/9 vs. Indianapolis	D.Hopkins	J.Davenport	S.Kelemete	N.Martin	G. Mancz	K.Lamm	R.Griffin	<u>J.Thomas (TE)</u>	D.Thomas	D.Watson	L.Miller
12/15 at N.Y. Jets	D.Hopkins	J.Davenport	S.Kelemete	N.Martin	Z.Fulton	K.Lamm	<u>J. Akins</u>	D. Carter	D.Thomas	D.Watson	L.Miller
12/23 at Philadelphia	D.Hopkins	J.Davenport	<u>M.Rankin</u>	N.Martin	Z.Fulton	K.Lamm	R.Griffin	<u>J. Akins (TE)</u>	D.Thomas	D.Watson	A.Blue
12/30 vs Jacksonville	D.Hopkins	J.Davenport	S.Kelemete	N.Martin	Z.Fulton	K.Lamm	R.Griffin	<u>J. Akins (TE)</u>	D. Carter	D.Watson	L.Miller
1/5 vs. Indianapolis	D.Hopkins	J.Davenport	S.Kelemete	N.Martin	Z.Fulton	K.Lamm	R.Griffin	<u>J.Thomas (TE)</u>	<u>K. Coutee</u>	D.Watson	L.Miller

## DEFENSE

	DE	NT	DE	JACK	WILL	MIKE	SAM	CB	CB	S	S
9/9 at New England	J.Watt	D.Reader	C.Covington	J.Clowney	Z.Cunningham	B.McKinney	W.Mercilus	J.Joseph	K.Johnson	T.Mathieu	K.Jackson
9/16 at Tennessee	J.Watt	B.Dunn	D.Reader	B.Scarlett	Z.Cunningham	B.McKinney	W.Mercilus	J.Joseph	K.Jackson	T.Mathieu	<u>J.Reid</u>
9/23 vs. N.Y. Giants	J.Watt	D.Reader	C.Covington	J.Clowney	Z.Cunningham	B.McKinney	W.Mercilus	J.Joseph	A.Colvin	T.Mathieu	K.Jackson
9/30 at Indianapolis	J.Watt	D.Reader	A. Blackson	J.Clowney	Z.Cunningham	B.McKinney	S.Wright (CB)	J.Joseph	A.Colvin	T.Mathieu	K.Jackson
10/7 vs. Dallas	J.Watt	D.Reader	A. Blackson	J.Clowney	Z.Cunningham	B.McKinney	W.Mercilus	J.Joseph	K.Webster	T.Mathieu	K.Jackson
10/14 vs. Buffalo	J.Watt	B.Dunn	D.Reader	J.Clowney	Z.Cunningham	B.McKinney	W.Mercilus	J.Joseph	K.Jackson	T.Mathieu	<u>J.Reid</u>
10/21 at Jacksonville	J.Watt	B.Dunn	D.Reader	J.Clowney	Z.Cunningham	B.McKinney	T.Mathieu (CB)	J.Joseph	K.Jackson	A. Hal	<u>J.Reid</u>
10/25 vs. Miami	J.Watt	B.Dunn	D.Reader	J.Clowney	Z.Cunningham	B.McKinney	T.Mathieu (CB)	J.Joseph	K.Jackson	M.Tyson	<u>J.Reid</u>
11/4 at Denver	J.Watt	B.Dunn	D.Reader	W.Mercilus	B. Scarlett	B.McKinney	T.Mathieu (CB)	S.Wright	K.Jackson	M.Tyson	<u>J.Reid</u>
11/18 at Washington	J.Watt	B.Dunn	D.Reader	J.Clowney	B. Scarlett	B.McKinney	S.Wright (CB)	J.Joseph	K.Jackson	T.Mathieu	<u>J.Reid</u>
11/26 vs. Tennessee	J.Watt	B.Dunn	D.Reader	J.Clowney	Z.Cunningham	B.McKinney	W.Mercilus	J.Joseph	K.Jackson	T.Mathieu	<u>J.Reid</u>
12/2 vs. Cleveland	J.Watt	B.Dunn	D.Reader	J.Clowney	Z.Cunningham	B.McKinney	W.Mercilus	J.Joseph	K.Jackson	T.Mathieu	<u>J.Reid</u>
12/9 vs. Indianapolis	J.Watt	B.Dunn	D.Reader	J.Clowney	Z.Cunningham	B.McKinney	S.Wright (CB)	J.Joseph	K.Jackson	T.Mathieu	<u>J.Reid</u>
12/15 at N.Y. Jets	J.Watt	B.Dunn	D.Reader	J.Clowney	Z.Cunningham	B.McKinney	W.Mercilus	J.Joseph	K.Jackson	T.Mathieu	<u>J.Reid</u>
12/23 at Philadelphia	J.Watt	D.Reader	A. Blackson	J.Clowney	Z.Cunningham	B.McKinney	K.Webster (CB)	J.Joseph	K.Jackson	T.Mathieu	<u>J.Reid</u>
12/30 vs Jacksonville	J.Watt	D.Reader	A. Blackson	J.Clowney	Z.Cunningham	B.McKinney	S.Wright (CB)	T.Mathieu	K.Jackson	A. Hal	<u>J.Reid</u>
1/5 vs. Indianapolis	J.Watt	B.Dunn	D.Reader	J.Clowney	Z.Cunningham	B.McKinney	T.Mathieu(CB)	J.Joseph	K.Jackson	A. Hal	<u>J.Reid</u>

**Bold underline** denotes rookie

## 2018 INACTIVES & CAPTAINS

### 2018 REGULAR SEASON INACTIVES

DATE	OPPONENT	1	2	3	4	5	6	7
09/09	at New England	<b>Keke Coutee</b>	<b>Duke Ejirofor</b>	Will Fuller V	Joel Heath	Kendall Lamm	Carlos Watkins	Kayvon Webster
09/16	at Tennessee	Jadeveon Clowney	Sammie Coates Jr.	<b>Keke Coutee</b>	Christian Covington	Roderick Johnson	Carlos Watkins	Kayvon Webster
09/23	N.Y. Giants	Sammie Coates Jr.	<b>Keke Coutee</b>	Joel Heath	Roderick Johnson	<b>Peter Kalambayi</b>	Carlos Watkins	Kayvon Webster
09/30	at Indianapolis	Christian Covington	Daeshon Hall	Roderick Johnson	David Sharpe	<b>Vyncint Smith</b>	Carlos Watkins	Kayvon Webster
10/07	Dallas	Aaron Colvin	Christian Covington	Daeshon Hall	Brian Peters	David Sharpe	<b>Vyncint Smith</b>	Carlos Watkins
10/14	Buffalo	Aaron Colvin	Christian Covington	Daeshon Hall	Brian Peters	David Sharpe	<b>Vyncint Smith</b>	Carlos Watkins
10/21	at Jacksonville	Aaron Colvin	Zach Fulton	Ryan Griffin	Joel Heath	Brian Peters	<b>Vyncint Smith</b>	Shareece Wright
10/25	Miami	Aaron Colvin	<b>Keke Coutee</b>	Zach Fulton	Ryan Griffin	Andre Hal	Brian Peters	Shareece Wright
11/04	at Denver	Deante Burton	Aaron Colvin	<b>Keke Coutee</b>	Zach Cunningham	Andre Hal	Joel Heath	Johnathan Joseph
11/18	at Washington	Deante Burton	Aaron Colvin	Zach Cunningham	<b>Duke Ejirofor</b>	Joel Heath	<b>Vyncint Smith</b>	Carlos Watkins
11/26	Tennessee	Deante Burton	<b>Duke Ejirofor</b>	Joel Heath	<b>Natrell Jamerson</b>	Josh Keyes	<b>Vyncint Smith</b>	Carlos Watkins
12/02	Cleveland	Deante Burton	<b>Keke Coutee</b>	<b>Duke Ejirofor</b>	Joel Heath	<b>Natrell Jamerson</b>	<b>Vyncint Smith</b>	Carlos Watkins
12/09	Indianapolis	Deante Burton	<b>Keke Coutee</b>	D'Onta Foreman	Zach Fulton	Joel Heath	<b>Vyncint Smith</b>	Carlos Watkins
12/15	at N.Y. Jets	Deante Burton	<b>Keke Coutee</b>	D'Onta Foreman	Joel Heath	Roderick Johnson	<b>Vyncint Smith</b>	Carlos Watkins
12/23	at Philadelphia	<b>Keke Coutee</b>	Brandon Dunn	Joel Heath	Roderick Johnson	Lamar Miller	Mike Tyson	Shareece Wright
12/30	Jacksonville	<b>Keke Coutee</b>	Brandon Dunn	D'Onta Foreman	Joel Heath	Roderick Johnson	Johnathan Joseph	Josh Keyes

**Bold underline** denotes rookie

### 2018 POSTSEASON INACTIVES

DATE	OPPONENT	1	2	3	4	5	6	7
01/05	Indianapolis	Aaron Colvin	Joel Heath	A.J. Hendy	<b>Buddy Howell</b>	Roderick Johnson	<b>Steven Mitchell Jr.</b>	Carlos Watkins

**Bold underline** denotes rookie





# 2018 HIGHS & LOWS

Texans : By Season

(As of Jul 16, 2019, 4:24 am PDT)

2018 : Regular Season

	HIGH	DATE	OPPONENT	LOW	DATE	OPPONENT
Points	42	10/25	Miami	17	9/16	at Tennessee
Total Touchdowns	6	10/25	Miami	1	10/7	Dallas
Total Plays	84	9/30	at Indianapolis	51	12/15	at N.Y. Jets
Total Net Yards	466	9/30	at Indianapolis	216	10/14	Buffalo
Total First Downs	30	9/30	at Indianapolis	15	10/14 10/21 12/15	Buffalo at Jacksonville at N.Y. Jets
First Downs Rushing	11	12/2	Cleveland	1	12/15	at N.Y. Jets
First Downs Passing	23	9/30	at Indianapolis	7	10/21	at Jacksonville
First Down Penalties	5	12/9	Indianapolis	1	9/23 9/30 10/21 10/25 11/26	N.Y. Giants at Indianapolis at Jacksonville Miami Tennessee
Third Down Efficiency	50.0%	9/30	at Indianapolis	11.1%	12/15	at N.Y. Jets
Average Yards Per Play	7.8	10/25	Miami	3.8	10/14	Buffalo
Total Net Yards Rushing	281	11/26	Tennessee	47	12/15	at N.Y. Jets
Rushing Attempts	39	12/2	Cleveland	17	12/15	at N.Y. Jets
Rushing Average Yards	8.3	11/26	Tennessee	2.8	10/7 12/15	Dallas at N.Y. Jets
Rushing Touchdowns	2	11/26	Tennessee	0	9/16 9/23 10/7 10/14 11/4 11/18 12/2 12/15	at Tennessee N.Y. Giants Dallas Buffalo at Denver at Washington Cleveland at N.Y. Jets
Total Net Yards Passing	374	10/7	Dallas	131	10/21	at Jacksonville
Passing Attempts	44	10/7	Dallas	20	10/25	Miami
Passing Completions	33	10/7	Dallas	12	10/21	at Jacksonville
Passing Touchdowns	5	10/25	Miami	0	12/30	Jacksonville
Passing Yards Average	12	10/25	Miami	4.3	9/9 10/14	at New England Buffalo
Passes Thrown for Interception	2	10/14	Buffalo	0	10/21 10/25 11/4 11/26 12/2 12/9 12/15 12/23 12/30	at Jacksonville Miami at Denver Tennessee Cleveland Indianapolis at N.Y. Jets at Philadelphia Jacksonville
Times Sacked	7	9/30	at Indianapolis	0	10/25	Miami
Sack Yards Lost	55	12/15	at N.Y. Jets	0	10/25	Miami
QB Sacks	7	9/30	at Indianapolis	0	10/25	Miami
Total Punts	8	12/9	Indianapolis	1	11/18	at Washington
Total Punt Yards	362	12/9	Indianapolis	30	11/18	at Washington
Punt Gross Average Yards	53.3	10/7	Dallas	30	11/18	at Washington
Punt Net Average Yards	49.7	9/23	N.Y. Giants	30	11/18	at Washington
Punt Returns	6	12/30	Jacksonville	1	10/25 11/18 12/2 12/23	Miami at Washington Cleveland at Philadelphia
Punt Return Yards	56	12/30	Jacksonville	0	10/21 12/2	at Jacksonville Cleveland
Punt Return Yards Average	16.0	11/18	at Washington	0.0	10/21 12/2	at Jacksonville Cleveland

# 2018 HIGHS & LOWS

Kickoff Returns	5	9/9	at New England	0	9/16 10/7 10/14 10/21 10/25 11/4 12/9 12/30	at Tennessee Dallas Buffalo at Jacksonville Miami at Denver Indianapolis Jacksonville
Kickoff Return Yards	156	9/9	at New England	0	9/16 10/7 10/14 10/21 10/25 11/4 12/9 12/30	at Tennessee Dallas Buffalo at Jacksonville Miami at Denver Indianapolis Jacksonville
Total Penalties	11	9/16	at Tennessee	2	12/30	Jacksonville
Penalty Yards	88	9/16	at Tennessee	15	12/30	Jacksonville
Total Fumbles	3	10/14	Buffalo	0	9/30 10/25 11/4 12/9 12/15	at Indianapolis Miami at Denver Indianapolis at N.Y. Jets
Fumbles Lost	1	9/9	at New England	0	9/16 9/30 10/21 10/25 11/4 11/26 12/2 12/9 12/15	at Tennessee at Indianapolis at Jacksonville Miami at Denver Tennessee Cleveland Indianapolis at N.Y. Jets
Time of Possession	40:04	9/30	at Indianapolis	24:30	9/23	N.Y. Giants

# 2018 INDIVIDUAL SINGLE-GAME HIGHS

Texans : Offense : By Season

(As of Jul 16, 2019, 4:24 am PDT)

2018 : Regular Season

	DATE	OPPONENT	VALUE	WHO
Rushing Yards	11/26	Tennessee	162	Lamar Miller
Rushing Attempts	10/21	at Jacksonville	22	Lamar Miller
Rushing Touchdowns	12/23	at Philadelphia	2	Deshaun Watson
Longest Touchdown Run	11/26	Tennessee	97	Lamar Miller
Longest Run from Scrimmage	11/26	Tennessee	97	Lamar Miller
Passing Yards	9/23	N.Y. Giants	385	Deshaun Watson
Passing Attempts	10/7	Dallas	44	Deshaun Watson
Passing Completions	10/7	Dallas	33	Deshaun Watson
Passing Yards per Attempt	10/25	Miami	12	Deshaun Watson
Longest Pass Completion	10/25	Miami	73	Deshaun Watson
Passing Touchdowns	10/25	Miami	5	Deshaun Watson
Longest Touchdown Pass	10/25	Miami	73	Deshaun Watson
Most Interceptions Thrown	10/14	Buffalo	2	Deshaun Watson
	11/18	at Washington	2	Deshaun Watson
Times Sacked	10/14	Buffalo	7	Deshaun Watson
	9/30	at Indianapolis	7	Deshaun Watson
Sacked Yards Lost	12/15	at N.Y. Jets	55	Deshaun Watson
Rating	10/25	Miami	156	Deshaun Watson
Receptions	12/30	Jacksonville	12	DeAndre Hopkins
Receiving Yards	12/15	at N.Y. Jets	170	DeAndre Hopkins
Receiving Touchdowns	10/25	Miami	2	DeAndre Hopkins
	10/25	Miami	2	Jordan Thomas
	11/26	Tennessee	2	Demaryius Thomas
	12/15	at N.Y. Jets	2	DeAndre Hopkins
Longest Reception	10/25	Miami	73	Will Fuller V
Longest Reception Touchdown	10/25	Miami	73	Will Fuller V
Yards After Catch	9/30	at Indianapolis	92	Keke Coutee
Pass Target	12/30	Jacksonville	16	DeAndre Hopkins

Texans : Offense : By Season

(As of Jul 16, 2019, 4:24 am PDT)

2018 : Postseason

	DATE	OPPONENT	VALUE	WHO
Rushing Yards	1/5	Indianapolis	76	Deshaun Watson
Rushing Attempts	1/5	Indianapolis	8	Deshaun Watson
Longest Run from Scrimmage	1/5	Indianapolis	21	Deshaun Watson
Passing Yards	1/5	Indianapolis	235	Deshaun Watson
Passing Attempts	1/5	Indianapolis	49	Deshaun Watson
Passing Completions	1/5	Indianapolis	29	Deshaun Watson
Passing Yards per Attempt	1/5	Indianapolis	4.8	Deshaun Watson
Longest Pass Completion	1/5	Indianapolis	20	Deshaun Watson
Passing Touchdowns	1/5	Indianapolis	1	Deshaun Watson
Longest Touchdown Pass	1/5	Indianapolis	6	Deshaun Watson
Most Interceptions Thrown	1/5	Indianapolis	1	Deshaun Watson
Times Sacked	1/5	Indianapolis	3	Deshaun Watson
Sacked Yards Lost	1/5	Indianapolis	18	Deshaun Watson
Rating	1/5	Indianapolis	69.7	Deshaun Watson
Receptions	1/5	Indianapolis	11	Keke Coutee
Receiving Yards	1/5	Indianapolis	110	Keke Coutee
Receiving Touchdowns	1/5	Indianapolis	1	Keke Coutee
Longest Reception	1/5	Indianapolis	20	Keke Coutee
Longest Reception Touchdown	1/5	Indianapolis	6	Keke Coutee
Yards After Catch	1/5	Indianapolis	57	Lamar Miller
Pass Target	1/5	Indianapolis	14	Keke Coutee



# 2018 HOUSTON TEXANS RECORD WHEN...

TEXANS 2018 REGULAR SEASON RECORD WHEN...					
CATEGORY	2018 SEASON W-L	ALL-TIME W-L	CATEGORY	2018 SEASON W-L	ALL-TIME W-L
TEXANS AT NRG STADIUM	6-2	72-64	IN SEPTEMBER	1-3	25-32
TEXANS ON THE ROAD	5-3	49-87	IN OCTOBER	4-0	32-34
TEXANS ON GRASS	3-2	87-99	IN NOVEMBER	3-0	29-37
TEXANS ON ARTIFICIAL TURF	8-3	34-52	IN DECEMBER	3-2	32-44
TEXANS IN DOMES	3-1	5-14	IN JANUARY	0-0	3-4
TEXANS IN RETRACTABLE ROOF STADIUMS	7-2	75-75			
TEXANS OUTDOORS	4-3	44-63	ON SUNDAY NIGHT	1-0	4-8
NRG STADIUM ROOF OPEN	0-0	24-21	ON THURSDAY NIGHT	1-0	3-6
NRG STADIUM ROOF CLOSED	6-1	48-42	ON MONDAY NIGHT	1-0	5-8
			ON SATURDAY	1-0	2-1
TEXANS SCORE FIRST	5-2	78-51			
OPPONENT SCORES FIRST	6-3	43-100	DAY GAMES	8-5	108-129
TEXANS SCORE ON FIRST POSSESSION	5-1	46-37	NIGHT GAMES	3-0	13-22
TEXANS SCORE 20 OR MORE POINTS	9-4	97-58			
TEXANS SCORE 19 OR LESS POINTS	2-1	24-93	VS. AFC SOUTH OVERALL	4-2	45-57
TEXANS ALLOW 20 OR MORE	4-5	35-136	VS. AFC SOUTH AT HOME	2-1	27-24
TEXANS ALLOW 19 OR LESS POINTS	7-0	86-15	VS. AFC SOUTH ON THE ROAD	2-1	18-33
TEXANS LEAD AFTER 1ST QUARTER	6-1	64-38	VS. AFC	9-3	93-111
TEXANS TRAIL AFTER 1ST QUARTER	2-4	28-89	VS. AFC NORTH	1-0	17-18
SCORE TIED AFTER 1ST QUARTER	3-0	29-24	VS. AFC EAST	3-1	17-18
TEXANS LEAD AT HALFTIME	11-1	83-32	VS. AFC WEST	1-0	14-18
TEXANS TRAIL AT HALFTIME	0-4	31-110			
SCORE TIED AT HALFTIME	0-0	7-9	VS. NFC	2-2	28-40
TEXANS LEAD AFTER 3RD QUARTER	9-0	89-21	VS. NFC EAST	2-2	6-14
TEXANS TRAIL AFTER 3RD QUARTER	1-5	21-118	VS. NFC SOUTH	0-0	9-7
SCORE TIED AFTER 3RD QUARTER	1-0	11-12	VS. NFC NORTH	0-0	8-8
GAME GOES TO OVERTIME	2-0	7-9	VS. NFC WEST	0-0	5-11
TEXANS HAVE + TURNOVER RATIO	8-3	77-21			
TEXANS HAVE - TURNOVER RATIO	1-2	21-96			
TURNOVER RATIO EVEN	2-0	23-34			
TEXANS HAVE 30:00+TOP	5-1	95-50			
TEXANS HAVE LESS THAN 30:00 TOP	6-4	26-101			
TEXANS HAVE 100-YARD RUSHER	4-0	44-25			
TEXANS HAVE 300 NET PASSING YARDS	2-2	14-25			
TEXANS HAVE 1 100-YARD RECEIVER	5-2	43-43			
TEXANS HAVE 2 100-YARD RECEIVERS	1-1	4-7			
TEXANS WIN COIN TOSS	8-2	60-82			
TEXANS LOSE COIN TOSS	3-3	61-69			
TEXANS WEARING BLUE JERSEYS	3-2	51-50			
TEXANS WEARING WHITE JERSEYS	5-2	55-90			
TEXANS WEARING RED JERSEYS	1-0	11-9			
TEXANS WEARING ALL-WHITE	0-1	7-8			
TEXANS WEARING ALL-BLUE	0-0	7-6			
TEXANS WEARING ALL-RED	0-0	2-2			
TEXANS WEARING COLOR RUSH	2-0	3-0			

# POSTSEASON HIGHS & LOWS

Texans : All Time

(As of Jul 16, 2019, 4:24 am PDT)

2018 : Postseason

	HIGH	DATE	OPPONENT	LOW	DATE	OPPONENT
Points	31	1/7/2012	vs. Cincinnati	0	1/9/2016	vs. Kansas City
Total Touchdowns	4	1/7/2012	vs. Cincinnati	0	1/9/2016	vs. Kansas City
Total Plays	77	1/5/2013	vs. Cincinnati	57	1/7/2012	vs. Cincinnati
Total Net Yards	425	1/13/2013	at New England	226	1/9/2016	vs. Kansas City
Total First Downs	25	1/13/2013	at New England	14	1/9/2016 1/14/2017	vs. Kansas City at New England
First Downs Rushing	9	1/7/2012	vs. Cincinnati	3	1/9/2016	vs. Kansas City
First Downs Passing	19	1/13/2013	at New England	8	1/14/2017	at New England
First Down Penalties	3	1/5/2013	vs. Cincinnati	0	1/15/2012 1/5/2019	at Baltimore vs. Indianapolis
Third Down Efficiency	50.0%	1/7/2012	vs. Cincinnati	18.8%	1/14/2017	at New England
Average Yards Per Play	6	1/7/2012	vs. Cincinnati	3.6	1/9/2016	vs. Kansas City
Total Net Yards Rushing	188	1/7/2012	vs. Cincinnati	91	1/13/2013	at New England
Rushing Attempts	44	1/7/2017	vs. Oakland	16	1/5/2019	vs. Indianapolis
Rushing Average Yards	6.6	1/5/2019	vs. Indianapolis	2.8	1/7/2017	vs. Oakland
Rushing Touchdowns	2	1/7/2012	vs. Cincinnati	0	1/9/2016 1/14/2017 1/5/2019	vs. Kansas City at New England vs. Indianapolis
Total Net Yards Passing	334	1/13/2013	at New England	112	1/9/2016	vs. Kansas City
Passing Attempts	51	1/13/2013	at New England	20	1/7/2012	vs. Cincinnati
Passing Completions	34	1/13/2013	at New England	11	1/7/2012	vs. Cincinnati
Passing Touchdowns	2	1/13/2013	at New England	0	1/15/2012 1/5/2013 1/9/2016	at Baltimore vs. Cincinnati vs. Kansas City
Passing Yards Average	6.9	1/7/2012	vs. Cincinnati	3	1/9/2016	vs. Kansas City
Passes Thrown for Interception	4	1/9/2016	vs. Kansas City	0	1/7/2012 1/7/2017	vs. Cincinnati vs. Oakland
Times Sacked	3	1/9/2016	vs. Kansas City	0	1/15/2012 1/5/2013 1/7/2017	at Baltimore vs. Cincinnati vs. Oakland
Sack Yards Lost	24	1/9/2016	vs. Kansas City	0	1/15/2012 1/5/2013 1/7/2017	at Baltimore vs. Cincinnati vs. Oakland
QB Sacks	3	1/9/2016	vs. Kansas City	0	1/15/2012 1/5/2013 1/7/2017	at Baltimore vs. Cincinnati vs. Oakland
Total Punts	9	1/7/2017	vs. Oakland	3	1/5/2013	vs. Cincinnati
Total Punt Yards	414	1/7/2017	vs. Oakland	126	1/5/2013	vs. Cincinnati
Punt Gross Average Yards	50.2	1/7/2012	vs. Cincinnati	36.4	1/13/2013	at New England
Punt Net Average Yards	42.8	1/5/2019	vs. Indianapolis	32.4	1/13/2013	at New England
Punt Returns	6	1/15/2012	at Baltimore	0	1/9/2016 1/5/2019	vs. Kansas City vs. Indianapolis
Punt Return Yards	34	1/14/2017	at New England	0	1/9/2016 1/5/2019	vs. Kansas City vs. Indianapolis
Punt Return Yards Average	17.0	1/14/2017	at New England	0.0	1/9/2016 1/5/2019	vs. Kansas City vs. Indianapolis
Kickoff Returns	5	1/13/2013	at New England	0	1/7/2012 1/9/2016	vs. Cincinnati vs. Kansas City
Kickoff Return Yards	230	1/13/2013	at New England	0	1/7/2012 1/9/2016	vs. Cincinnati vs. Kansas City
Total Penalties	8	1/5/2019	vs. Indianapolis	3	1/15/2012 1/13/2013	at Baltimore at New England
Penalty Yards	87	1/7/2012	vs. Cincinnati	20	1/15/2012 1/13/2013	at Baltimore at New England
Total Fumbles	3	1/15/2012	at Baltimore	0	1/7/2012 1/5/2013 1/14/2017 1/5/2019	vs. Cincinnati vs. Cincinnati at New England vs. Indianapolis

## POSTSEASON HIGHS & LOWS

Fumbles Lost	1	1/15/2012	at Baltimore	0	1/7/2012 1/5/2013 1/13/2013 1/7/2017 1/14/2017 1/5/2019	vs. Cincinnati vs. Cincinnati at New England vs. Oakland at New England vs. Indianapolis
Time of Possession	38:49	1/5/2013	vs. Cincinnati	25:35	1/9/2016	vs. Kansas City



# POSTSEASON RECORD WHEN...

TEXANS 2018 POSTSEASON RECORD WHEN...					
CATEGORY	2018 SEASON W-L	ALL-TIME W-L	CATEGORY	2018 SEASON W-L	ALL-TIME W-L
TEXANS AT NRG STADIUM	0-1	3-2	TEXANS HAVE 100-YARD RUSHER	0-0	2-1
TEXANS ON THE ROAD	0-0	0-3	TEXANS HAVE 300 NET PASSING YARDS	0-0	0-1
TEXANS ON GRASS	0-0	2-0	TEXANS HAVE 1 100-YARD RECEIVER	0-1	0-2
TEXANS ON ARTIFICIAL TURF	0-1	1-5			
NRG STADIUM ROOF CLOSED	0-1	3-2	TEXANS WIN COIN TOSS	0-1	1-3
			TEXANS LOSE COIN TOSS	0-0	2-2
TEXANS SCORE FIRST	0-1	2-2			
OPPONENT SCORES FIRST	0-0	1-3	TEXANS WEARING BLUE JERSEYS	0-0	3-2
TEXANS SCORE ON FIRST POSSESSION	0-0	0-2	TEXANS WEARING WHITE JERSEYS	0-0	0-3
TEXANS SCORE 20 OR MORE POINTS	0-0	2-1	TEXANS WEARING ALL-WHITE	0-0	0-1
TEXANS SCORE 19 OR LESS POINTS	0-1	1-4	IN JANUARY	0-1	3-5
TEXANS ALLOW 20 OR MORE	0-1	0-5			
TEXANS ALLOW 19 OR LESS POINTS	0-0	3-0	KICKOFF AT 12:00 CDT	0-0	0-1
			KICKOFF AT 3:00/3:05/3:15/3:35 CDT	0-0	3-3
TEXANS LEAD AFTER 1ST QUARTER	0-0	2-0	NIGHT GAMES	0-0	0-1
TEXANS TRAIL AFTER 1ST QUARTER	0-1	0-5			
SCORE TIED AFTER 1ST QUARTER	0-0	1-0	VS. AFC	0-1	0-1
TEXANS LEAD AT HALFTIME	0-0	3-0	VS. AFC NORTH	0-0	2-1
TEXANS TRAIL AT HALFTIME	0-1	0-5	VS. AFC EAST	0-0	0-2
TEXANS LEAD AFTER 3RD QUARTER	0-0	3-0	VS. AFC WEST	0-0	1-1
TEXANS TRAIL AFTER 3RD QUARTER	0-1	0-5			
TEXANS HAVE + TURNOVER RATIO	0-0	2-0			
TEXANS HAVE - TURNOVER RATIO	0-0	0-3			
TURNOVER RATIO EVEN	0-1	1-2			
TEXANS HAVE 30:00+TOP	0-0	2-2			
TEXANS HAVE LESS THAN 30:00 TOP	0-1	1-3			

# 2018 TEXANS TRANSACTIONS

## JANUARY

- 1 Signed G Erik Austell, TE Zach Conque, ILB Kennan Gilchrist, NT Marcus Hardison, CB Bryce Jones, RB Troymaine Pope, TE Jevoni Robinson, T Jake Rodgers, CB Josh Thornton and CB Dee Virgin to reserve/future contracts.
- 30 Signed NT Darius Kilgo to a reserve/future contract.

## FEBRUARY

- 5 Claimed WR Montay Crockett off waivers from the Jacksonville Jaguars.
- 14 Waived G Erik Austell.
- 20 Released ILB Brian Cushing.

## MARCH

- 7 Signed OLB Ufomba Kamalu and S Corey Moore to contract extensions.
- 8 Signed P Shane Lechler to a contract extension.
- 15 Placed TE C.J. Fiedorowicz on the Reserve/Retired list.
- 15 Re-signed DE Angelo Blackson, WR Bruce Ellington, CB Johnathan Joseph and ILB Brian Peters.
- 15 Extended a qualifying offer to restricted free agent C/G Greg Mancz.
- 15 Signed unrestricted free agents CB Aaron Colvin, C/G Zach Fulton, T Seantrel Henderson and G Senio Kelemete.
- 16 Signed unrestricted free agent CB Johnson Bademosi.
- 19 Claimed WR Sammie Coates Jr. off waivers from the Cleveland Browns.
- 19 Signed free agent S Tyrann Mathieu.
- 20 Signed free agent ILB Josh Keyes.
- 21 Released NT Chunky Clements and WR Cobi Hamilton.
- 26 Re-signed ILB Ben Heeney.
- 26 Released WR Deanté Gray.
- 29 Signed unrestricted free agent QB Brandon Weeden.

## APRIL

- 5 Signed unrestricted free agent QB Joe Webb III.
- 12 Released T Derek Newton.
- 13 Released QB Taylor Heinicke.
- 13 Claimed TE Matt Lengel off waivers from the Cleveland Browns.
- 16 C/G Greg Mancz signed his qualifying offer.
- 28 Drafted S Justin Reid, T Martinus Rankin and TE Jordan Akins in the third round of the 2018 NFL Draft.
- 29 Drafted WR Keke Coutee (fourth round), OLB Duke Ejirofor (sixth round), TE Jordan Thomas (sixth round), ILB Peter Kalambayi (sixth round) and CB Jermaine Kelly Jr. (seventh round).
- 30 Released TE Zach Conque, CB Bryce Jones, TE Ryan Malleck and OLB Gimel President.
- 30 Re-signed RB Alfred Blue.

## MAY

- 1 Released T Jake Rodgers.
- 11 Signed TE Jordan Akins, WR Keke Coutee, OLB Duke Ejirofor, ILB Peter Kalambayi, CB Jermaine Kelly Jr., S Justin Reid and TE Jordan Thomas.
- 11 Signed OLB Davin Bellamy, CB Andre Chachere, RB Lavon Coleman, C/G Anthony Coyle, P Trevor Daniel, G Mason Gentry, T Jaryd Jones-Smith, G K.J. Malone, NT Kingsley Opara, WR Vyncint Smith, RB Terry Swanson, WR Jester Weah and DE Jalen Wilkerson.
- 11 Placed G Jeff Allen and DE Matthew Godin on the Reserve/Physically Unable to Perform list.
- 14 Claimed QB Stephen Morris off waivers from the Seattle Seahawks.

## MAY (CONT.)

- 14 Signed T Kendall Calhoun and DE Nick Thurman.
- 14 Waived WR Montay Crockett and DE Jalen Wilkerson.
- 14 Placed G K.J. Malone on the Reserve/Retired list.
- 22 Waived DE Matthew Godin from the Reserve/Physically Unable to Perform list.

## JUNE

- 14 Signed T Martinus Rankin.
- 14 Signed ILB Benardrick McKinney to a contract extension.
- 20 Claimed T Roderick Johnson off waivers from the Cleveland Browns.
- 20 Waived T Kendall Calhoun.

## JULY

- 13 Released G Jeff Allen from the Reserve/Physically Unable to Perform list with an injury settlement.
- 25 Placed S Andre Hal on the Active/Non-Football Illness list.
- 25 Placed RB D'Onta Foreman, CB Jermaine Kelly Jr., T Martinus Rankin and TE Jevoni Robinson on the Active/Physically Unable to Perform list.
- 31 CB Jermaine Kelly Jr. passed his physical and was moved from the Active/Physically Unable to Perform list to the active roster.

## AUGUST

- 13 Signed free agent WR Quan Bray.
- 13 Waived WR DeAndrew White.
- 14 TE Jevoni Robinson passed his physical and was moved to the active roster from the Active/Physically Unable to Perform list.
- 16 Signed free agent K Nick Rose.
- 16 Waived QB Stephen Morris.
- 20 T Martinus Rankin passed his physical and was moved to the active roster from the Active/Physically Unable to Perform list.
- 21 Signed free agent CB Bryce Jones.
- 21 Waived-injured CB Josh Thornton.
- 22 CB Josh Thornton reverted to the Reserve/Injured list.
- 27 Signed free agent CB Kayvon Webster.
- 27 Waived NT Marcus Hardison.
- 28 Waived WR Chris Thompson.
- 29 Waived-injured ILB Ben Heeney.
- 30 Signed C/G Greg Mancz to a contract extension.
- 30 ILB Ben Heeney reverted to the Reserve/Injured list.

## SEPTEMBER

- 1 Released P Shane Lechler, FB Jay Prosch and QB Joe Webb III.
- 1 Waived OLB Davin Bellamy, WR Quan Bray, S Ibraheim Campbell, CB Andre Chachere, RB Lavon Coleman, C/G Anthony Coyle, S Treston Decoud, C/G Kyle Fuller, G Mason Gentry, ILB Kennan Gilchrist, T Roderick Johnson, CB Bryce Jones, T Jaryd-Jones Smith, OLB Ufomba Kamalu, ILB Josh Keyes, NT Darius Kilgo, TE Matt Lengel, WR Braxton Miller, S Corey Moore, NT Kingsley Opara, G David Quessenberry, K Nick Rose, G/T Chad Slade, RB Terry Swanson, DE Nick Thurman, CB Dee Virgin and WR Jester Weah.
- 1 Waived-injured TE Jevoni Robinson.
- 1 Waived TE Stephen Anderson and OLB LaTroy Lewis with an injury settlement.
- 1 Placed RB D'Onta Foreman on the Reserve/Physically Unable to Perform list.
- 1 Placed S Andre Hal on the Reserve/Non-Football Illness list.
- 1 Waived CB Josh Thornton from the Reserve/Injured list with an injury settlement.
- 2 Claimed RB Buddy Howell off waivers from the Miami Dolphins.

# 2018 TEXANS TRANSACTIONS

## SEPTEMBER (CONT.)

- 2 Claimed CB **Natrell Jamerson** off waivers from the New Orleans Saints.
- 2 Claimed S **A.J. Moore** off waivers from the New England Patriots.
- 2 Signed OLB **Davin Bellamy**, CB **Andre Chachere**, C/G **Kyle Fuller**, T **Roderick Johnson**, NT **Darius Kilgo**, TE **Matt Lengel**, G/T **Chad Slade** and WR **Jester Weah** to the practice squad.
- 2 Waived S **Kurtis Drummond**, RB **Troymaine Pope** and TE **MyCole Pruitt** from the active roster.
- 2 TE **Jevoni Robinson** reverted to the Reserve/Injured list.
- 3 Signed free agent QB **Joe Webb III** to the active roster.
- 3 Placed CB **Jermaine Kelly Jr.** on the Reserve/Injured list.
- 3 Signed S **Mike Tyson** to the practice squad.
- 4 Signed TE **MyCole Pruitt** to the practice squad.
- 8 Waived ILB **Ben Heeney** from the Reserve/Injured list with an injury settlement.
- 12 Signed free agent CB **Shareece Wright** to the active roster.
- 12 Signed T **Roderick Johnson** to the active roster from the practice squad.
- 12 Placed T **Seantrel Henderson** and CB **Kevin Johnson** on the Reserve/Injured list.
- 12 Signed CB **Breon Borders**, WR **Malachi Dupre** and T **David Sharpe** to the practice squad.
- 12 Released NT **Darius Kilgo** off of the practice squad.
- 12 Waived TE **Jevoni Robinson** from the Reserve/Injured list with an injury settlement.
- 18 Signed WR **Isaac Whitney** to the practice squad.
- 18 Released WR **Malachi Dupre** off of the practice squad.
- 25 Signed OLB **Daeshon Hall** to the active roster from the San Francisco 49ers practice squad.
- 25 Signed T **David Sharpe** to the active roster from the practice squad.
- 25 Signed WR **Malachi Dupre** to the practice squad.
- 25 Placed ILB **Dylan Cole** and WR **Bruce Ellington** on the Reserve/Injured list.

## OCTOBER

- 2 Signed ILB **Tyrell Adams** and WR **Cyril Grayson Jr.** to the practice squad.
- 2 Placed WR **Jester Weah** on the Practice Squad/Injured list.
- 2 Released CB **Breon Borders** from the practice squad.
- 4 Waived T **Roderick Johnson** from the active roster.
- 6 Signed ILB **Tyrell Adams** to the active roster from the practice squad.
- 6 Signed T **Roderick Johnson** to the practice squad.
- 9 Signed S **Mike Tyson** to the active roster from the practice squad.
- 9 Signed CB **Robert Jackson** to the practice squad.
- 9 Placed CB **Kayvon Webster** on the Reserve/Injured list.
- 10 Signed TE **Jerrell Adams** to the practice squad.
- 17 Activated 21-day practice window for S **Andre Hal** to return from the Reserve/Non-Football Illness list.
- 17 Signed RB **Josh Ferguson** to the practice squad.
- 17 Released CB **Robert Jackson** from the practice squad.
- 20 Activated S **Andre Hal** off the Reserve/Non-Football Illness list.
- 20 Waived OLB **Daeshon Hall**.
- 22 Signed ILB **Josh Keyes**.
- 22 Waived-injured ILB **Tyrell Adams**.
- 23 Signed OLB **Daeshon Hall** to the practice squad.
- 23 Released RB **Josh Ferguson** from the practice squad.
- 24 Waived ILB **Tyrell Adams** from the Reserve/Injured list with an injury settlement.

## OCTOBER (CONT.)

- 30 Acquired WR **Demaryius Thomas** and a 2019 seventh-round pick from the Denver Broncos in exchange for a 2019 fourth-round pick and seventh-round pick.
- 30 Placed WR **Will Fuller V** on the Reserve/Injured list.
- 30 Signed WR **Steven Mitchell Jr.** to the practice squad.
- 30 Release WR **Cyril Grayson Jr.** from the practice squad.
- 31 Signed WR **Deante Burton** to the active roster off the Atlanta Falcons practice squad.
- 31 Waived T **David Sharpe** from the active roster.
- 31 Waived WR **Bruce Ellington** from the Reserve/Injured list.

## NOVEMBER

- 7 Claimed WR **DeAndre Carter** off waivers from the Philadelphia Eagles.
- 7 Waived RB **Tyler Ervin** from the active roster.
- 12 Signed RB **Josh Ferguson** to the practice squad.
- 12 Released WR **Malachi Dupre** off of the practice squad.
- 14 Activated 21-day practice window for RB **D'Onta Foreman** to return from the Reserve/Physically Unable to Perform list.
- 20 Signed T **David Steinmetz** to the practice squad.
- 20 Released CB **Andre Chachere** off of the practice squad.
- 21 Activated 21-day practice window for ILB **Dylan Cole** to return from the Reserve/Injured list.
- 27 Activated ILB **Dylan Cole** off the Reserve/Injured list.
- 27 Waived ILB **Josh Keyes** from the active roster.

## DECEMBER

- 4 Activated RB **D'Onta Foreman** off the Reserve/Physically Unable to Perform list.
- 4 Waived CB **Natrell Jamerson** from the active roster.
- 8 Signed T **Roderick Johnson** to the active roster from the practice squad.
- 8 Placed OLB **Brennan Scarlett** on the Reserve/Injured list.
- 12 Signed WR **Amba Etta-Tawo**, ILB **Kennan Gilchrist** and G **Maurquice Shakir** to the practice squad.
- 12 Activated 21-day practice window for CB **Kayvon Webster** to return from the Reserve/Injured list.
- 19 Waived WR **Sammie Coates Jr.** from the active roster.
- 22 Activated CB **Kayvon Webster** off the Reserve/Injured list.
- 24 Signed WR **Steven Mitchell Jr.** to the active roster from the practice squad.
- 24 Placed ILB **Brian Peters**, WR **Demaryius Thomas** and CB **Kayvon Webster** on the Reserve/Injured list.
- 24 Signed OLB **Chris Landrum** to the practice squad.
- 24 Released ILB **Kennan Gilchrist** off the practice squad.
- 26 Signed ILB **Tyrell Adams** to the active roster.
- 26 Signed CB **Michael Hunter** to the practice squad.
- 27 Signed ILB **Josh Keyes** to the active roster.

## JANUARY 2019

- 2 Signed S **A.J. Hendy** to the active roster off the Los Angeles Chargers practice squad.
- 2 Placed S **Mike Tyson** on the Reserve/Injured list.



# 2018 NFL STANDINGS

## AMERICAN FOOTBALL CONFERENCE

### EAST DIVISION

TEAM	W	L	T	PCT	PF	PA	NET PTS	HOME	AWAY	CONF	DIV	STREAK
New England Patriots	11	5	0	.688	436	325	111	8-0-0	3-5-0	8-4-0	5-1-0	Won 2
Miami Dolphins	7	9	0	.438	319	433	-114	6-2-0	1-7-0	6-6-0	4-2-0	Loss 3
Buffalo Bills	6	10	0	.375	269	374	-105	4-4-0	2-6-0	4-8-0	2-4-0	Won 1
New York Jets	4	12	0	.250	333	441	-108	2-6-0	2-6-0	3-9-0	1-5-0	Loss 3

### NORTH DIVISION

TEAM	W	L	T	PCT	PF	PA	NET PTS	HOME	AWAY	CONF	DIV	STREAK
Baltimore Ravens	10	6	0	.625	389	287	102	6-2-0	4-4-0	8-4-0	3-3-0	Won 3
Pittsburgh Steelers	9	6	1	.563	428	360	68	5-3-0	4-3-1	6-5-1	4-1-1	Won 1
Cleveland Browns	7	8	1	.438	359	392	-33	5-2-1	2-6-0	5-6-1	3-2-1	Loss 1
Cincinnati Bengals	6	10	0	.375	368	455	-87	4-4-0	2-6-0	4-8-0	1-5-0	Loss 2

### SOUTH DIVISION

TEAM	W	L	T	PCT	PF	PA	NET PTS	HOME	AWAY	CONF	DIV	STREAK
Houston Texans	11	5	0	.688	402	316	86	6-2-0	5-3-0	9-3-0	4-2-0	Won 1
Indianapolis Colts	10	6	0	.625	433	344	89	6-2-0	4-4-0	7-5-0	4-2-0	Won 4
Tennessee Titans	9	7	0	.563	310	303	7	6-2-0	3-5-0	5-7-0	3-3-0	Loss 1
Jacksonville Jaguars	5	11	0	.313	245	316	-71	3-5-0	2-6-0	4-8-0	1-5-0	Loss 1

### WEST DIVISION

TEAM	W	L	T	PCT	PF	PA	NET PTS	HOME	AWAY	CONF	DIV	STREAK
Los Angeles Chargers	12	4	0	.750	428	329	99	5-3-0	7-1-0	9-3-0	7-3-0	Won 1
Kansas City Chiefs	12	4	0	.750	565	421	144	7-1-0	5-3-0	10-2-0	7-3-0	Won 1
Denver Broncos	6	10	0	.375	329	349	-20	3-5-0	3-5-0	4-8-0	4-6-0	Loss 4
Oakland Raiders	4	12	0	.250	290	467	-177	3-5-0	1-7-0	3-9-0	2-8-0	Loss 1

## NATIONAL FOOTBALL CONFERENCE

### EAST DIVISION

TEAM	W	L	T	PCT	PF	PA	NET PTS	HOME	AWAY	CONF	DIV	STREAK
Dallas Cowboys	10	6	0	.625	339	324	15	7-1-0	3-5-0	9-3-0	5-1-0	Won 2
Philadelphia Eagles	9	7	0	.563	367	348	19	5-3-0	4-4-0	6-6-0	4-2-0	Won 3
Washington Redskins	7	9	0	.438	281	359	-78	3-5-0	4-4-0	6-6-0	2-4-0	Loss 2
New York Giants	5	11	0	.313	369	412	-43	2-6-0	3-5-0	4-8-0	1-5-0	Loss 3

### NORTH DIVISION

TEAM	W	L	T	PCT	PF	PA	NET PTS	HOME	AWAY	CONF	DIV	STREAK
Chicago Bears	12	4	0	.750	421	283	138	7-1-0	5-3-0	10-2-0	5-1-0	Won 4
Minnesota Vikings	8	7	1	.500	360	341	19	5-3-0	3-4-1	6-5-1	3-2-1	Loss 1
Green Bay Packers	6	9	1	.375	376	400	-24	5-2-1	1-7-0	3-8-1	1-4-1	Loss 1
Detroit Lions	6	10	0	.375	324	360	-36	3-5-0	3-5-0	4-8-0	2-4-0	Won 1

### SOUTH DIVISION

TEAM	W	L	T	PCT	PF	PA	NET PTS	HOME	AWAY	CONF	DIV	STREAK
New Orleans Saints	13	3	0	.813	504	353	151	6-2-0	7-1-0	9-3-0	4-2-0	Loss 1
Carolina Panthers	7	9	0	.438	376	382	-6	5-3-0	2-6-0	5-7-0	2-4-0	Won 1
Atlanta Falcons	7	9	0	.438	414	423	-9	4-4-0	3-5-0	7-5-0	4-2-0	Won 3
Tampa Bay Buccaneers	5	11	0	.313	396	464	-68	4-4-0	1-7-0	4-8-0	2-4-0	Loss 4

### WEST DIVISION

TEAM	W	L	T	PCT	PF	PA	NET PTS	HOME	AWAY	CONF	DIV	STREAK
Los Angeles Rams	13	3	0	.813	527	384	143	7-1-0	6-2-0	9-3-0	10-0-0	Won 2
Seattle Seahawks	10	6	0	.625	428	347	81	6-2-0	4-4-0	8-4-0	5-5-0	Won 2
San Francisco 49ers	4	12	0	.250	342	435	-93	4-4-0	0-8-0	2-10-0	3-7-0	Loss 2
Arizona Cardinals	3	13	0	.188	225	425	-200	1-7-0	2-6-0	3-9-0	2-8-0	Loss 4

# 2018 GAME SUMMARIES



## WEEK 1

Houston Texans 20, New England Patriots 27

65,878 Gillette Stadium Foxborough, Mass. Sep 9, 2018



Houston Texans ..... 3 3 7 7 — 20  
New England Patriots ..... 7 14 3 3 — 27

### Scoring Drives

TEAM	QTR	TIME	SCORING PLAY	HOU	NE
Patriots	1	11:50	R. Gronkowski: 21-yard pass from T. Brady (S. Gostkowski kick) (3-19, 1:08)	0	7
Texans	1	02:33	K. Fairbairn: 42-yard FG (4-7, 1:33)	3	7
Patriots	2	12:38	J. White: 12-yard pass from T. Brady (S. Gostkowski kick) (10-75, 4:55)	3	14
Texans	2	09:01	K. Fairbairn: 36-yard FG (9-44, 3:37)	6	14
Patriots	2	00:14	P. Dorsett: 4-yard pass from T. Brady (S. Gostkowski kick) (8-78, 1:14)	6	21
Patriots	3	06:02	S. Gostkowski: 39-yard FG (10-63, 3:50)	6	24
Texans	3	01:52	A. Blue: 1-yard run (K. Fairbairn kick) (10-68, 4:10)	13	24
Patriots	4	09:48	S. Gostkowski: 35-yard FG (13-58, 7:04)	13	27
Texans	4	02:08	B. Ellington: 5-yard pass from D. Watson (K. Fairbairn kick) (6-16, 2:24)	20	27

### Houston Texans

PASSING	ATT	CP	YDS	SK/YD	TD	LG	INT	QBR
Deshaun Watson	34	17	176	3/18	1	27	1	62.9
TOTAL	34	17	176	3/18	1	27	1	62.9

RUSHING	ATT	YDS	AVG	LG	TD
Lamar Miller	20	98	4.9	31	0
Deshaun Watson	8	40	5.0	13	0
Alfred Blue	5	36	7.2	17	1
DeAndre Hopkins	1	-7	-7.0	-7	0
TOTAL	34	167	4.9	31	1

RECEIVING	NO	YDS	AVG	LG	TD
DeAndre Hopkins	8	78	9.8	17	0
Bruce Ellington	4	37	9.3	14	1
Jordan Akins	2	11	5.5	8	0
Jordan Thomas	1	27	27.0	27	0
Lamar Miller	1	11	11.0	11	0
Tyler Ervin	1	12	12.0	12	0
TOTAL	17	176	10.4	27	1

TOP DEFENSE	TOT	SOLO	AST	SCK	YDS	INT
Kareem Jackson	8	8	0	0.0	0.0	0
Benardrick McKinney	7	5	2	0.0	0.0	0
Johnathan Joseph	7	6	1	0.0	0.0	0
TOTAL	22	19	3	0.0	0.0	0

FIELD GOALS	FGA/FGM	PERCENT
Ka'imi Fairbairn	2-2	100.0
TOTAL	2-2	100.0

### New England Patriots

PASSING	ATT	CP	YDS	SK/YD	TD	LG	INT	QBR
Tom Brady	39	26	277	2/10	3	30	1	102.2
TOTAL	39	26	277	2/10	3	30	1	102.2

RUSHING	ATT	YDS	AVG	LG	TD
Rex Burkhead	18	64	3.6	12	0
Jeremy Hill	4	25	6.3	11	0
James White	5	18	3.6	11	0
Cordarrelle Patterson	3	13	4.3	10	0
Tom Brady	1	2	2.0	2	0
TOTAL	31	122	3.9	12	0

RECEIVING	NO	YDS	AVG	LG	TD
Phillip Dorsett	7	66	9.4	14	1
Rob Gronkowski	7	123	17.6	30	1
James Develin	4	22	5.5	10	0
James White	4	38	9.5	12t	1
Chris Hogan	1	11	11.0	11	0
Cordarrelle Patterson	1	6	6.0	6	0
Jeremy Hill	1	6	6.0	6	0
Rex Burkhead	1	5	5.0	5	0
TOTAL	26	277	10.7	30	3

TOP DEFENSE	TOT	SOLO	AST	SCK	YDS	INT
Stephon Gilmore	8	7	1	0.0	0.0	1
Ja'Whaun Bentley	7	4	3	0.0	0.0	0
Devin McCourty	6	2	4	0.0	0.0	0
TOTAL	21	13	8	0.0	0.0	1

FIELD GOALS	FGA/FGM	PERCENT
Stephen Gostkowski	2-2	100.0
TOTAL	2-2	100.0

### Team Statistics

	Texans	Patriots
First Downs	21	23
Total Net Yards	325	389
Rushes/Net Yards	34/167	31/122
Net Passing	158	267
Pass Attempts/Completions	34/17	39/26
Had Intercepted	1	1
Sacked/Yards Lost	3/18	2/10
Punts/Average	6/38.3	6/46.8
Penalties/Yards	6/44	6/36
Fumbles/Lost	1/1	3/2
Possession Time	28:50	31:10

# 2018 GAME SUMMARIES



## WEEK 2

Houston Texans 17, Tennessee Titans 20

62,372 🐉 Nissan Stadium 🐉 Nashville, Tenn. 🐉 Sep 16, 2018



Houston Texans ..... 0 7 3 7 — 17  
Tennessee Titans ..... 14 0 0 6 — 20

### Scoring Drives

TEAM	QTR	TIME	SCORING PLAY	HOU	TEN
Titans	1	09:51	D. Cruikshank: 66-yard pass from K. Byard (R. Succop kick) (5-84, 2:14)	0	7
Titans	1	00:35	T. Taylor: 18-yard pass from B. Gabbert (R. Succop kick) (9-56, 4:35)	0	14
Texans	2	00:58	D. Hopkins: 28-yard pass from D. Watson (K. Fairbairn kick) (6-53, 2:30)	7	14
Texans	3	02:39	K. Fairbairn: 34-yard FG (9-36, 4:00)	10	14
Texans	4	13:25	W. Fuller V: 39-yard pass from D. Watson (K. Fairbairn kick) (5-70, 1:43)	17	14
Titans	4	09:43	R. Succop: 42-yard FG (8-51, 3:42)	17	17
Titans	4	01:00	R. Succop: 31-yard FG (12-62, 5:41)	17	20

### Houston Texans

PASSING	ATT	CP	YDS	SK/YD	TD	LG	INT	QBR
Deshaun Watson	32	22	310	4/21	2	39	1	107.6
<b>TOTAL</b>	<b>32</b>	<b>22</b>	<b>310</b>	<b>4/21</b>	<b>2</b>	<b>39</b>	<b>1</b>	<b>107.6</b>

RUSHING	ATT	YDS	AVG	LG	TD
Lamar Miller	14	68	4.9	18	0
Deshaun Watson	5	44	8.8	15	0
Alfred Blue	7	36	5.1	8	0
<b>TOTAL</b>	<b>26</b>	<b>148</b>	<b>5.7</b>	<b>18</b>	<b>0</b>

RECEIVING	NO	YDS	AVG	LG	TD
Will Fuller V	8	113	14.1	39t	1
DeAndre Hopkins	6	110	18.3	31	1
Bruce Ellington	3	45	15.0	23	0
Jordan Akins	2	21	10.5	13	0
Lamar Miller	2	2	1.0	4	0
Ryan Griffin	1	19	19.0	19	0
<b>TOTAL</b>	<b>22</b>	<b>310</b>	<b>14.1</b>	<b>39</b>	<b>2</b>

TOP DEFENSE	TOT	SOLO	AST	SCK	YDS	INT
Zach Cunningham	7	6	1	0.0	0.0	0
Benardrick McKinney	6	1	5	0.0	0.0	0
J.J. Watt	6	4	2	0.0	0.0	0
<b>TOTAL</b>	<b>19</b>	<b>11</b>	<b>8</b>	<b>0.0</b>	<b>0.0</b>	<b>0</b>

FIELD GOALS	FGA/FGM	PERCENT
Ka'imi Fairbairn	2-1	50.0
<b>TOTAL</b>	<b>2-1</b>	<b>50.0</b>

### Tennessee Titans

PASSING	ATT	CP	YDS	SK/YD	TD	LG	INT	QBR
Blaine Gabbert	20	13	117	1/8	1	18	0	97.3
Kevin Byard	1	1	66	0/0	1	66	0	158.3
Derrick Henry	1	1	8	0/0	0	8	0	100.0
<b>TOTAL</b>	<b>22</b>	<b>15</b>	<b>191</b>	<b>1/8</b>	<b>2</b>	<b>66</b>	<b>0</b>	<b>125.4</b>

RUSHING	ATT	YDS	AVG	LG	TD
Derrick Henry	18	56	3.1	9	0
Dion Lewis	14	42	3.0	13	0
Blaine Gabbert	2	2	1.0	1	0
<b>TOTAL</b>	<b>34</b>	<b>100</b>	<b>2.9</b>	<b>13</b>	<b>0</b>

RECEIVING	NO	YDS	AVG	LG	TD
Corey Davis	5	55	11.0	18	0
Taywan Taylor	3	32	10.7	18t	1
Luke Stocker	2	15	7.5	11	0
Rishard Matthews	2	8	4.0	4	0
Dane Cruikshank	1	66	66.0	66t	1
Dion Lewis	1	1	1.0	1	0
Tajae Sharpe	1	14	14.0	14	0
<b>TOTAL</b>	<b>15</b>	<b>191</b>	<b>12.7</b>	<b>66</b>	<b>2</b>

TOP DEFENSE	TOT	SOLO	AST	SCK	YDS	INT
Wesley Woodyard	8	5	3	0.0	0.0	0
Kevin Byard	7	7	0	0.0	0.0	0
Malcolm Butler	7	7	0	0.0	0.0	0
<b>TOTAL</b>	<b>22</b>	<b>19</b>	<b>3</b>	<b>0.0</b>	<b>0.0</b>	<b>0</b>

FIELD GOALS	FGA/FGM	PERCENT
Ryan Succop	2-2	100.0
<b>TOTAL</b>	<b>2-2</b>	<b>100.0</b>

### Team Statistics

	Texans	Titans
First Downs	21	15
Total Net Yards	437	283
Rushes/Net Yards	26/148	34/100
Net Passing	289	183
Pass Attempts/Completions	32/22	22/15
Had Intercepted	1	0
Sacked/Yards Lost	4/21	1/8
Punts/Average	4/41.0	5/52.2
Penalties/Yards	11/88	8/70
Fumbles/Lost	2/0	1/0
Possession Time	29:38	30:22



# 2018 GAME SUMMARIES



## WEEK 3

New York Giants 27, Houston Texans 22

71,838 NRG Stadium Houston, Texas Sep 23, 2018



New York Giants ..... 7 13 0 7 — 27  
Houston Texans ..... 3 3 3 13 — 22

### Scoring Drives

TEAM	QTR	TIME	SCORING PLAY	NYG	HOU
Texans	1	10:10	K. Fairbairn: 23-yard FG (11-69, 4:50)	0	3
Giants	1	04:10	S. Barkley: 15-yard run (10-75, 6:00)	6	3
Giants	2	11:49	A. Rosas: 44-yard FG (9-58, 5:14)	9	3
Giants	2	04:35	A. Rosas: 30-yard FG (10-64, 5:59)	12	3
Giants	2	01:20	R. Ellison: 16-yard pass from E. Manning (A. Rosas kick) (6-71, 1:56)	19	3
Texans	2	00:00	K. Fairbairn: 28-yard FG (9-65, 1:20)	19	6
Texans	3	08:41	K. Fairbairn: 54-yard FG (7-41, 3:13)	19	9
Texans	4	07:37	W. Fuller V: 6-yard pass from D. Watson (pass failed) (7-67, 3:32)	19	15
Giants	4	02:08	S. Shepard: 7-yard pass from E. Manning (A. Rosas kick) (9-77, 5:29)	26	15
Texans	4	00:01	L. Miller: 4-yard pass from D. Watson (K. Fairbairn kick) (12-75, 2:07)	26	22

### New York Giants

PASSING	ATT	CP	YDS	SK/YD	TD	LG	INT	QBR
Eli Manning	29	25	297	4/32	2	30	0	132.3
<b>TOTAL</b>	<b>29</b>	<b>25</b>	<b>297</b>	<b>4/32</b>	<b>2</b>	<b>30</b>	<b>0</b>	<b>132.3</b>

RUSHING	ATT	YDS	AVG	LG	TD
Saquon Barkley	17	82	4.8	24	1
Wayne Gallman Jr.	6	25	4.2	8	0
Jonathan Stewart	2	8	4.0	5	0
Odell Beckham Jr.	1	0	0.0	0	0
Eli Manning	1	-1	-1.0	-1	0
<b>TOTAL</b>	<b>27</b>	<b>114</b>	<b>4.2</b>	<b>24</b>	<b>1</b>

RECEIVING	NO	YDS	AVG	LG	TD
Odell Beckham Jr.	9	109	12.1	30	0
Sterling Shepard	6	80	13.3	23	1
Saquon Barkley	5	35	7.0	21	0
Rhett Ellison	3	39	13.0	17	1
Cody Latimer	1	15	15.0	15	0
Evan Engram	1	19	19.0	19	0
<b>TOTAL</b>	<b>25</b>	<b>297</b>	<b>11.9</b>	<b>30</b>	<b>2</b>

TOP DEFENSE	TOT	SOLO	AST	SCK	YDS	INT
Damon Harrison Sr.	7	3	4	0.0	0.0	0
Curtis Riley	6	3	3	0.0	0.0	0
Landon Collins	6	3	3	0.0	0.0	0
<b>TOTAL</b>	<b>19</b>	<b>9</b>	<b>10</b>	<b>0.0</b>	<b>0.0</b>	<b>0</b>

FIELD GOALS	FGA/FGM	PERCENT
Aldrick Rosas	2-2	100.0
<b>TOTAL</b>	<b>2-2</b>	<b>100.0</b>

### Houston Texans

PASSING	ATT	CP	YDS	SK/YD	TD	LG	INT	QBR
Deshaun Watson	40	24	385	3/17	2	39	1	98.4
<b>TOTAL</b>	<b>40</b>	<b>24</b>	<b>385</b>	<b>3/17</b>	<b>2</b>	<b>39</b>	<b>1</b>	<b>98.4</b>

RUSHING	ATT	YDS	AVG	LG	TD
Deshaun Watson	5	36	7.2	10	0
Alfred Blue	4	13	3.3	6	0
Lamar Miller	10	10	1.0	5	0
<b>TOTAL</b>	<b>19</b>	<b>59</b>	<b>3.1</b>	<b>10</b>	<b>0</b>

RECEIVING	NO	YDS	AVG	LG	TD
DeAndre Hopkins	6	86	14.3	24	0
Lamar Miller	5	41	8.2	16	1
Will Fuller V	5	101	20.2	37	1
Jordan Thomas	2	53	26.5	39	0
Ryan Griffin	2	44	22.0	32	0
Alfred Blue	1	4	4.0	4	0
Bruce Ellington	1	10	10.0	10	0
Jordan Akins	1	18	18.0	18	0
Vyncint Smith	1	28	28.0	28	0
<b>TOTAL</b>	<b>24</b>	<b>385</b>	<b>16.0</b>	<b>39</b>	<b>2</b>

TOP DEFENSE	TOT	SOLO	AST	SCK	YDS	INT
Kareem Jackson	9	5	4	0.0	0.0	0
Tyrann Mathieu	9	7	2	0.0	0.0	0
J.J. Watt	8	4	4	3.0	25.0	0
<b>TOTAL</b>	<b>26</b>	<b>16</b>	<b>10</b>	<b>3.0</b>	<b>25.0</b>	<b>0</b>

FIELD GOALS	FGA/FGM	PERCENT
Ka'imi Fairbairn	3-3	100.0
<b>TOTAL</b>	<b>3-3</b>	<b>100.0</b>

### Team Statistics

	Giants	Texans
First Downs	21	21
Total Net Yards	379	427
Rushes/Net Yards	27/114	19/59
Net Passing	265	368
Pass Attempts/Completions	29/25	40/24
Had Intercepted	0	1
Sacked/Yards Lost	4/32	3/17
Punts/Average	4/49.5	3/51.7
Penalties/Yards	3/20	7/50
Fumbles/Lost	2/0	1/1
Possession Time	35:30	24:30

# 2018 GAME SUMMARIES



## WEEK 4

Houston Texans 37, Indianapolis Colts 34

57,716 Lucas Oil Stadium Indianapolis, Ind. Sep 30, 2018



Houston Texans ..... 14 7 7 3 6 — 37  
Indianapolis Colts ..... 7 3 7 14 3 — 34

### Scoring Drives

TEAM	QTR	TIME	SCORING PLAY	HOU	IND
Colts	1	11:17	Z. Pascal: 4-yard pass from A. Luck (A. Vinatieri kick) (7-75, 3:43)	0	7
Texans	1	05:19	J. Clowney: 0-yard fumble recovery (K. Fairbairn kick)	7	7
Texans	1	01:45	W. Fuller V: 3-yard pass from D. Watson (K. Fairbairn kick) (5-52, 1:27)	14	7
Texans	2	01:08	D. Hopkins: 5-yard pass from D. Watson (K. Fairbairn kick) (2-8, 0:39)	21	7
Colts	2	00:02	A. Vinatieri: 42-yard FG (6-46, 1:06)	21	10
Texans	3	06:39	D. Watson: 5-yard run (K. Fairbairn kick) (15-79, 8:21)	28	10
Colts	3	05:14	N. Hines: 14-yard pass from A. Luck (A. Vinatieri kick) (5-75, 1:25)	28	17
Colts	4	07:41	E. Ebron: 5-yard pass from A. Luck (pass failed) (13-73, 6:22)	28	23
Texans	4	02:58	K. Fairbairn: 40-yard FG (10-54, 4:43)	31	23
Colts	4	00:45	N. Hines: 9-yard pass from A. Luck (A. Luck pass) (9-85, 2:13)	31	31
Colts	5	06:00	A. Vinatieri: 44-yard FG (13-50, 4:00)	31	34
Texans	5	01:50	K. Fairbairn: 29-yard FG (12-59, 4:10)	34	34
Texans	5	00:00	K. Fairbairn: 37-yard FG (3-24, 0:24)	37	34

### Houston Texans

PASSING	ATT	CP	YDS	SK/YD	TD	LG	INT	QBR
Deshaun Watson	42	29	375	7/28	2	30	1	102.8
TOTAL	42	29	375	7/28	2	30	1	102.8

RUSHING	ATT	YDS	AVG	LG	TD
Lamar Miller	14	49	3.5	15	0
Deshaun Watson	6	41	6.8	18	1
Alfred Blue	13	31	2.4	10	0
Keke Coutee	2	-2	-1.0	3	0
TOTAL	35	119	3.4	18	1

RECEIVING	NO	YDS	AVG	LG	TD
Keke Coutee	11	109	9.9	19	0
DeAndre Hopkins	10	169	16.9	30	1
Will Fuller V	4	49	12.3	22	1
Jordan Akins	2	24	12.0	14	0
Ryan Griffin	1	12	12.0	12	0
Sammie Coates Jr.	1	12	12.0	12	0
TOTAL	29	375	12.9	30	2

TOP DEFENSE	TOT	SOLO	AST	SCK	YDS	INT
Johnathan Joseph	8	7	1	0.0	0.0	0
Tyrann Mathieu	7	7	0	0.0	0.0	0
Zach Cunningham	7	6	1	0.0	0.0	0
TOTAL	22	20	2	0.0	0.0	0

FIELD GOALS	FGA/FGM	PERCENT
Ka'imi Fairbairn	4-3	75.0
TOTAL	4-3	75.0

### Indianapolis Colts

PASSING	ATT	CP	YDS	SK/YD	TD	LG	INT	QBR
Andrew Luck	62	40	464	4/27	4	42	0	108.5
TOTAL	62	40	464	4/27	4	42	0	108.5

RUSHING	ATT	YDS	AVG	LG	TD
Jordan Wilkins	8	16	2.0	7	0
Andrew Luck	3	11	3.7	7	0
Nyheim Hines	4	10	2.5	7	0
Jeremy McNichols	2	4	2.0	7	0
TOTAL	17	41	2.4	7	0

RECEIVING	NO	YDS	AVG	LG	TD
Nyheim Hines	9	63	7.0	14t	2
Chester Rogers	8	85	10.6	22	0
Zach Pascal	6	56	9.3	18	1
Eric Ebron	5	40	8.0	12	1
Ryan Grant	5	64	12.8	23	0
T.Y. Hilton	4	115	28.8	42	0
Marcus Johnson	2	24	12.0	16	0
Mo Alie-Cox	1	17	17.0	17	0
TOTAL	40	464	11.6	42	4

TOP DEFENSE	TOT	SOLO	AST	SCK	YDS	INT
Darius Leonard	13	8	5	1.0	5.0	0
Anthony Walker	10	9	1	1.0	6.0	0
Denico Autry	9	7	2	2.0	5.0	0
TOTAL	32	24	8	4.0	16.0	0

FIELD GOALS	FGA/FGM	PERCENT
Adam Vinatieri	2-2	100.0
TOTAL	2-2	100.0

### Team Statistics

	Texans	Colts
First Downs	30	28
Total Net Yards	466	478
Rushes/Net Yards	35/119	17/41
Net Passing	347	437
Pass Attempts/Completions	42/29	62/40
Had Intercepted	1	0
Sacked/Yards Lost	7/28	4/27
Punts/Average	5/41.4	5/44.0
Penalties/Yards	10/54	10/85
Fumbles/Lost	0/0	3/2
Possession Time	40:04	29:56

# 2018 GAME SUMMARIES



16

## WEEK 5

Dallas Cowboys 16, Houston Texans 19

72,008 NRG Stadium Houston, Texas Oct 7, 2018



19

Dallas Cowboys ..... 6 0 7 3 0 — 16  
Houston Texans ..... 0 10 3 3 3 — 19

### Scoring Drives

TEAM	QTR	TIME	SCORING PLAY	DAL	HOU
Cowboys	1	10:03	B. Maher: 27-yard FG (9-66, 4:57)	3	0
Cowboys	1	03:10	B. Maher: 43-yard FG (5-37, 2:38)	6	0
Texans	2	13:40	K. Coutee: 1-yard pass from D. Watson (K. Fairbairn kick) (8-70, 4:30)	6	7
Texans	2	06:00	K. Fairbairn: 20-yard FG (12-79, 5:57)	6	10
Cowboys	3	11:52	A. Hurns: 3-yard pass from D. Prescott (B. Maher kick) (5-16, 1:59)	13	10
Texans	3	05:02	K. Fairbairn: 21-yard FG (8-26, 2:53)	13	13
Texans	4	08:31	K. Fairbairn: 19-yard FG (9-59, 4:58)	13	16
Cowboys	4	05:39	B. Maher: 48-yard FG (5-45, 2:52)	16	16
Texans	5	01:50	K. Fairbairn: 36-yard FG (8-72, 3:43)	16	19

### Dallas Cowboys

PASSING	ATT	CP	YDS	SK/YD	TD	LG	INT	QBR
Dak Prescott	29	18	208	2/14	1	44	2	66.5
<b>TOTAL</b>	<b>29</b>	<b>18</b>	<b>208</b>	<b>2/14</b>	<b>1</b>	<b>44</b>	<b>2</b>	<b>66.5</b>

RUSHING	ATT	YDS	AVG	LG	TD
Ezekiel Elliott	20	54	2.7	14	0
Dak Prescott	6	34	5.7	11	0
Rod Smith	3	10	3.3	5	0
<b>TOTAL</b>	<b>29</b>	<b>98</b>	<b>3.4</b>	<b>14</b>	<b>0</b>

RECEIVING	NO	YDS	AVG	LG	TD
Ezekiel Elliott	7	30	4.3	10	0
Geoff Swaim	3	55	18.3	43	0
Deonte Thompson	2	19	9.5	11	0
Allen Hurns	1	3	3.0	3t	1
Blake Jarwin	1	11	11.0	11	0
Cole Beasley	1	8	8.0	8	0
Michael Gallup	1	6	6.0	6	0
Rico Gathers	1	32	32.0	32	0
Tavon Austin	1	44	44.0	44	0
<b>TOTAL</b>	<b>18</b>	<b>208</b>	<b>11.6</b>	<b>44</b>	<b>1</b>

TOP DEFENSE	TOT	SOLO	AST	SCK	YDS	INT
Leighton Vander Esch	18	12	6	0.0	0.0	0
Jaylon Smith	12	8	4	1.0	1.0	0
Byron Jones	10	8	2	0.0	0.0	0
<b>TOTAL</b>	<b>40</b>	<b>28</b>	<b>12</b>	<b>1.0</b>	<b>1.0</b>	<b>0</b>

FIELD GOALS	FGA/FGM	PERCENT
Brett Maher	3-3	100.0
<b>TOTAL</b>	<b>3-3</b>	<b>100.0</b>

### Houston Texans

PASSING	ATT	CP	YDS	SK/YD	TD	LG	INT	QBR
Deshaun Watson	44	33	375	1/1	1	49	1	98.2
<b>TOTAL</b>	<b>44</b>	<b>33</b>	<b>375</b>	<b>1/1</b>	<b>1</b>	<b>49</b>	<b>1</b>	<b>98.2</b>

RUSHING	ATT	YDS	AVG	LG	TD
Alfred Blue	20	46	2.3	17	0
Deshaun Watson	10	40	4.0	11	0
Keke Coutee	1	2	2.0	2	0
<b>TOTAL</b>	<b>31</b>	<b>88</b>	<b>2.8</b>	<b>17</b>	<b>0</b>

RECEIVING	NO	YDS	AVG	LG	TD
DeAndre Hopkins	9	151	16.8	49	0
Alfred Blue	8	73	9.1	28	0
Keke Coutee	6	51	8.5	18	1
Ryan Griffin	6	65	10.8	13	0
Will Fuller V	2	15	7.5	10	0
Jordan Akins	1	9	9.0	9	0
Jordan Thomas	1	11	11.0	11	0
<b>TOTAL</b>	<b>33</b>	<b>375</b>	<b>11.4</b>	<b>49</b>	<b>1</b>

TOP DEFENSE	TOT	SOLO	AST	SCK	YDS	INT
Zach Cunningham	10	7	3	0.0	0.0	0
Benardrick McKinney	8	7	1	0.5	2.5	0
Tyrann Mathieu	8	6	2	0.0	0.0	0
<b>TOTAL</b>	<b>26</b>	<b>20</b>	<b>6</b>	<b>0.5</b>	<b>2.5</b>	<b>0</b>

FIELD GOALS	FGA/FGM	PERCENT
Ka'imi Fairbairn	5-4	80.0
<b>TOTAL</b>	<b>5-4</b>	<b>80.0</b>

### Team Statistics

	Cowboys	Texans
First Downs	14	25
Total Net Yards	292	462
Rushes/Net Yards	29/98	31/88
Net Passing	194	374
Pass Attempts/Completions	29/18	44/33
Had Intercepted	2	1
Sacked/Yards Lost	2/14	1/1
Punts/Average	5/44.0	3/53.3
Penalties/Yards	7/72	5/25
Fumbles/Lost	0/0	2/1
Possession Time	31:32	36:38



# 2018 GAME SUMMARIES



## WEEK 6

Buffalo Bills 13, Houston Texans 20

71,638 NRG Stadium Houston, Texas Oct 14, 2018



Buffalo Bills ..... 0 0 6 7 — 13  
Houston Texans ..... 7 3 0 10 — 20

### Scoring Drives

TEAM	QTR	TIME	SCORING PLAY	BUF	HOU
Texans	1	04:43	D. Hopkins: 13-yard pass from D. Watson (K. Fairbairn kick) (5-29, 2:52)	0	7
Texans	2	08:33	K. Fairbairn: 33-yard FG (4-7, 1:40)	0	10
Bills	3	10:12	S. Hauschka: 23-yard FG (9-26, 4:11)	3	10
Bills	3	02:12	S. Hauschka: 52-yard FG (5-45, 1:19)	6	10
Bills	4	13:00	Z. Jones: 16-yard pass from N. Peterman (S. Hauschka kick) (5-32, 2:44)	13	10
Texans	4	01:34	K. Fairbairn: 27-yard FG (9-84, 2:21)	13	13
Texans	4	01:23	J. Joseph: 28-yard interception return (K. Fairbairn kick)	13	20

### Buffalo Bills

PASSING	ATT	CP	YDS	SK/YD	TD	LG	INT	QBR
Josh Allen	17	10	84	2/16	0	39	0	71.7
Nathan Peterman	12	6	61	0/0	1	20	2	53.1
<b>TOTAL</b>	<b>29</b>	<b>16</b>	<b>145</b>	<b>2/16</b>	<b>1</b>	<b>39</b>	<b>2</b>	<b>51.7</b>

RUSHING	ATT	YDS	AVG	LG	TD
LeSean McCoy	16	73	4.6	14	0
Josh Allen	4	20	5.0	11	0
Chris Ivory	6	5	0.8	6	0
Nathan Peterman	1	2	2.0	2	0
<b>TOTAL</b>	<b>27</b>	<b>100</b>	<b>3.7</b>	<b>14</b>	<b>0</b>

RECEIVING	NO	YDS	AVG	LG	TD
Charles Clay	4	20	5.0	10	0
LeSean McCoy	3	21	7.0	22	0
Zay Jones	3	35	11.7	16t	1
Kelvin Benjamin	2	43	21.5	39	0
Andre Holmes	1	20	20.0	20	0
Chris Ivory	1	4	4.0	4	0
Logan Thomas	1	0	0.0	0	0
Ray-Ray McCloud III	1	2	2.0	2	0
<b>TOTAL</b>	<b>16</b>	<b>145</b>	<b>9.1</b>	<b>39</b>	<b>1</b>

TOP DEFENSE	TOT	SOLO	AST	SCK	YDS	INT
Tremaine Edmunds	9	7	2	0.0	0.0	0
Matt Milano	8	3	5	0.0	0.0	0
Phillip Gaines	7	3	4	0.0	0.0	0
<b>TOTAL</b>	<b>24</b>	<b>13</b>	<b>11</b>	<b>0.0</b>	<b>0.0</b>	<b>0</b>

FIELD GOALS	FGA/FGM	PERCENT
Stephen Hauschka	2-2	100.0
<b>TOTAL</b>	<b>2-2</b>	<b>100.0</b>

### Houston Texans

PASSING	ATT	CP	YDS	SK/YD	TD	LG	INT	QBR
Deshaun Watson	25	15	177	7/35	1	24	2	61.6
DeAndre Hopkins	1	0	0	0/0	0	0	0	39.6
<b>TOTAL</b>	<b>26</b>	<b>15</b>	<b>177</b>	<b>7/35</b>	<b>1</b>	<b>24</b>	<b>2</b>	<b>59.3</b>

RUSHING	ATT	YDS	AVG	LG	TD
Lamar Miller	15	46	3.1	11	0
Alfred Blue	7	26	3.7	17	0
Deshaun Watson	2	2	1.0	3	0
<b>TOTAL</b>	<b>24</b>	<b>74</b>	<b>3.1</b>	<b>17</b>	<b>0</b>

RECEIVING	NO	YDS	AVG	LG	TD
DeAndre Hopkins	5	63	12.6	24	1
Keke Coutee	3	33	11.0	22	0
Alfred Blue	2	17	8.5	14	0
Lamar Miller	2	25	12.5	16	0
Will Fuller V	2	33	16.5	17	0
Jordan Akins	1	6	6.0	6	0
<b>TOTAL</b>	<b>15</b>	<b>177</b>	<b>11.8</b>	<b>24</b>	<b>1</b>

TOP DEFENSE	TOT	SOLO	AST	SCK	YDS	INT
Zach Cunningham	13	9	4	0.0	0.0	0
Benardrick McKinney	11	6	5	1.0	5.0	0
Johnathan Joseph	6	5	1	0.0	0.0	1
<b>TOTAL</b>	<b>30</b>	<b>20</b>	<b>10</b>	<b>1.0</b>	<b>5.0</b>	<b>1</b>

FIELD GOALS	FGA/FGM	PERCENT
Ka'imi Fairbairn	2-2	100.0
<b>TOTAL</b>	<b>2-2</b>	<b>100.0</b>

### Team Statistics

	Bills	Texans
First Downs	12	15
Total Net Yards	229	216
Rushes/Net Yards	27/100	24/74
Net Passing	129	142
Pass Attempts/Completions	29/16	26/15
Had Intercepted	2	2
Sacked/Yards Lost	2/16	7/35
Punts/Average	6/40.5	5/40.6
Penalties/Yards	12/104	6/50
Fumbles/Lost	2/1	3/1
Possession Time	33:00	27:00

# 2018 GAME SUMMARIES



## WEEK 7

Houston Texans 20, Jacksonville Jaguars 7

66,534 TIAA Bank Field Jacksonville, Fla. Oct 21, 2018



Houston Texans ..... 6 7 7 0 — 20  
Jacksonville Jaguars ..... 0 0 7 0 — 7

### Scoring Drives

TEAM	QTR	TIME	SCORING PLAY	HOU	JAX
Texans	1	10:22	K. Fairbairn: 44-yard FG (7-10, 3:15)	3	0
Texans	1	02:39	K. Fairbairn: 48-yard FG (9-51, 4:46)	6	0
Texans	2	05:31	L. Miller: 5-yard run (K. Fairbairn kick) (10-60, 4:55)	13	0
Texans	3	10:50	D. Hopkins: 10-yard pass from D. Watson (K. Fairbairn kick) (2-12, 0:37)	20	0
Jaguars	3	02:18	T. Yeldon: 6-yard pass from C. Kessler (J. Lambo kick) (10-47, 4:37)	20	7

### Houston Texans

PASSING	ATT	CP	YDS	SK/YD	TD	LG	INT	QBR
Deshaun Watson	24	12	139	1/8	1	31	0	81.8
<b>TOTAL</b>	<b>24</b>	<b>12</b>	<b>139</b>	<b>1/8</b>	<b>1</b>	<b>31</b>	<b>0</b>	<b>81.8</b>

RUSHING	ATT	YDS	AVG	LG	TD
Lamar Miller	22	100	4.5	16	1
Alfred Blue	8	28	3.5	7	0
Deshaun Watson	7	13	1.9	4	0
<b>TOTAL</b>	<b>37</b>	<b>141</b>	<b>3.8</b>	<b>16</b>	<b>1</b>

RECEIVING	NO	YDS	AVG	LG	TD
Will Fuller V	6	68	11.3	18	0
DeAndre Hopkins	3	50	16.7	31	1
Keke Coutee	1	3	3.0	3	0
Lamar Miller	1	-1	-1.0	-1	0
Tyler Ervin	1	19	19.0	19	0
<b>TOTAL</b>	<b>12</b>	<b>139</b>	<b>11.6</b>	<b>31</b>	<b>1</b>

TOP DEFENSE	TOT	SOLO	AST	SCK	YDS	INT
Zach Cunningham	10	8	2	0.0	0.0	0
Benardrick McKinney	7	6	1	0.0	0.0	0
Jadeveon Clowney	7	7	0	2.0	14.0	0
<b>TOTAL</b>	<b>24</b>	<b>21</b>	<b>3</b>	<b>2.0</b>	<b>2.0</b>	<b>0</b>

FIELD GOALS	FGA/FGM	PERCENT
Ka'imi Fairbairn	2-2	100.0
<b>TOTAL</b>	<b>2-2</b>	<b>100.0</b>

### Jacksonville Jaguars

PASSING	ATT	CP	YDS	SK/YD	TD	LG	INT	QBR
Cody Kessler	30	21	156	4/28	1	15	1	79.3
Blake Bortles	12	6	61	0/0	0	24	0	64.9
<b>TOTAL</b>	<b>42</b>	<b>27</b>	<b>217</b>	<b>4/28</b>	<b>1</b>	<b>24</b>	<b>1</b>	<b>75.2</b>

RUSHING	ATT	YDS	AVG	LG	TD
Blake Bortles	6	30	5.0	10	0
T.J. Yeldon	12	28	2.3	6	0
Cody Kessler	2	8	4.0	6	0
Dave Williams	1	2	2.0	2	0
Jamaal Charles	1	2	2.0	2	0
<b>TOTAL</b>	<b>22</b>	<b>70</b>	<b>3.2</b>	<b>10</b>	<b>0</b>

RECEIVING	NO	YDS	AVG	LG	TD
Donte Moncrief	7	76	10.9	24	0
T.J. Yeldon	5	40	8.0	15	1
DJ Chark Jr.	4	31	7.8	15	0
Dede Westbrook	4	17	4.3	6	0
David Grinnage	2	17	8.5	11	0
Keelan Cole	2	21	10.5	13	0
Jamaal Charles	1	2	2.0	2	0
Rashad Greene Sr.	1	8	8.0	8	0
Tommy Bohanon	1	5	5.0	5	0
<b>TOTAL</b>	<b>27</b>	<b>217</b>	<b>8.0</b>	<b>24</b>	<b>1</b>

TOP DEFENSE	TOT	SOLO	AST	SCK	YDS	INT
Calais Campbell	9	5	4	0.0	0.0	0
Telvin Smith Sr.	8	7	1	0.0	0.0	0
A.J. Bouye	6	5	1	0.0	0.0	0
<b>TOTAL</b>	<b>23</b>	<b>17</b>	<b>6</b>	<b>0.0</b>	<b>0.0</b>	<b>0</b>

FIELD GOALS	FGA/FGM	PERCENT
No Field Goals		

### Team Statistics

	Texans	Jaguars
First Downs	15	15
Total Net Yards	272	259
Rushes/Net Yards	37/141	22/70
Net Passing	131	189
Pass Attempts/Completions	24/12	42/27
Had Intercepted	0	1
Sacked/Yards Lost	1/8	4/28
Punts/Average	6/46.2	6/45.7
Penalties/Yards	6/35	2/15
Fumbles/Lost	2/0	3/2
Possession Time	29:35	30:25

# 2018 GAME SUMMARIES



## WEEK 8

Miami Dolphins 23, Houston Texans 42

71,726 NRG Stadium Houston, Texas Oct 25, 2018



Miami Dolphins ..... 7 3 10 3 — 23  
Houston Texans ..... 7 7 14 14 — 42

### Scoring Drives

TEAM	QTR	TIME	SCORING PLAY	MIA	HOU
Dolphins	1	04:58	K. Drake: 12-yard run (J. Sanders kick) (9-69, 4:32)	7	0
Texans	1	00:31	L. Miller: 2-yard run (K. Fairbairn kick) (9-75, 4:27)	7	7
Texans	2	14:14	J. Thomas: 13-yard pass from D. Watson (K. Fairbairn kick) (2-16, 0:36)	7	14
Dolphins	2	02:57	J. Sanders: 37-yard FG (10-61, 4:32)	10	14
Texans	3	11:34	J. Thomas: 2-yard pass from D. Watson (K. Fairbairn kick) (6-75, 3:26)	10	21
Dolphins	3	04:55	K. Drake: 28-yard pass from D. Amendola (J. Sanders kick) (4-51, 1:46)	17	21
Texans	3	04:21	W. Fuller V: 73-yard pass from D. Watson (K. Fairbairn kick) (2-75, 0:34)	17	28
Dolphins	3	00:36	J. Sanders: 41-yard FG (7-52, 3:45)	20	28
Texans	4	14:49	D. Hopkins: 49-yard pass from D. Watson (K. Fairbairn kick) (2-49, 0:47)	20	35
Dolphins	4	11:26	J. Sanders: 46-yard FG (7-46, 3:23)	23	35
Texans	4	07:34	D. Hopkins: 2-yard pass from D. Watson (K. Fairbairn kick) (6-75, 3:52)	23	42

### Miami Dolphins

PASSING	ATT	CP	YDS	SK/YD	TD	LG	INT	QBR
Brock Osweiler	37	21	241	2/15	0	46	1	65.3
Danny Amendola	1	1	28	0/0	1	28	0	158.3
<b>TOTAL</b>	<b>38</b>	<b>22</b>	<b>269</b>	<b>2/15</b>	<b>1</b>	<b>46</b>	<b>1</b>	<b>77.6</b>

RUSHING	ATT	YDS	AVG	LG	TD
Kenyan Drake	12	58	4.8	12t	1
Frank Gore	12	53	4.4	9	0
Kalen Ballage	1	5	5.0	5	0
<b>TOTAL</b>	<b>25</b>	<b>116</b>	<b>4.6</b>	<b>12</b>	<b>1</b>

RECEIVING	NO	YDS	AVG	LG	TD
DeVante Parker	6	134	22.3	46	0
Danny Amendola	5	43	8.6	13	0
Jakeem Grant	4	36	9.0	16	0
Mike Gesicki	4	14	3.5	10	0
Kenyan Drake	2	37	18.5	28t	1
Frank Gore	1	5	5.0	5	0
<b>TOTAL</b>	<b>22</b>	<b>269</b>	<b>12.2</b>	<b>46</b>	<b>1</b>

TOP DEFENSE	TOT	SOLO	AST	SCK	YDS	INT
Kiko Alonso	9	4	5	0.0	0.0	0
Raekwon McMillan	9	7	2	0.0	0.0	0
Cameron Wake	6	5	1	0.0	0.0	0
<b>TOTAL</b>	<b>24</b>	<b>16</b>	<b>8</b>	<b>0.0</b>	<b>0.0</b>	<b>0</b>

FIELD GOALS	FGA/FGM	PERCENT
Jason Sanders	3-3	100.0
<b>TOTAL</b>	<b>3-3</b>	<b>100.0</b>

### Houston Texans

PASSING	ATT	CP	YDS	SK/YD	TD	LG	INT	QBR
Deshaun Watson	20	16	239	0/0	5	73	0	156.0
<b>TOTAL</b>	<b>20</b>	<b>16</b>	<b>239</b>	<b>0/0</b>	<b>5</b>	<b>73</b>	<b>0</b>	<b>156.0</b>

RUSHING	ATT	YDS	AVG	LG	TD
Lamar Miller	18	133	7.4	58	1
Alfred Blue	15	42	2.8	12	0
Deshaun Watson	1	14	14.0	14	0
Brandon Weeden	1	-1	-1.0	-1	0
<b>TOTAL</b>	<b>35</b>	<b>188</b>	<b>5.4</b>	<b>58</b>	<b>1</b>

RECEIVING	NO	YDS	AVG	LG	TD
DeAndre Hopkins	6	82	13.7	49t	2
Will Fuller V	5	124	24.8	73t	1
Jordan Thomas	4	29	7.3	13t	2
Tyler Ervin	1	4	4.0	4	0
<b>TOTAL</b>	<b>16</b>	<b>239</b>	<b>14.9</b>	<b>73</b>	<b>5</b>

TOP DEFENSE	TOT	SOLO	AST	SCK	YDS	INT
Kareem Jackson	9	7	2	0.0	0.0	0
Justin Reid	8	4	4	0.0	0.0	1
Benardrick McKinney	7	6	1	0.0	0.0	0
<b>TOTAL</b>	<b>24</b>	<b>17</b>	<b>7</b>	<b>0.0</b>	<b>0.0</b>	<b>1</b>

FIELD GOALS	FGA/FGM	PERCENT
No Field Goals		

### Team Statistics

	Dolphins	Texans
First Downs	18	17
Total Net Yards	370	427
Rushes/Net Yards	25/116	35/188
Net Passing	254	239
Pass Attempts/Completions	38/22	20/16
Had Intercepted	1	0
Sacked/Yards Lost	2/15	0/0
Punts/Average	4/47.0	5/42.2
Penalties/Yards	5/63	8/57
Fumbles/Lost	0/0	0/0
Possession Time	31:09	28:51



# 2018 GAME SUMMARIES



## WEEK 9

Houston Texans 19, Denver Broncos 17

76,270 Broncos Stadium at Mile High Denver, Colo. Nov 4, 2018



Houston Texans	7	9	0	3	—	19
Denver Broncos	3	7	7	0	—	17

### Scoring Drives

TEAM	QTR	TIME	SCORING PLAY	HOU	DEN
Texans	1	10:53	J. Thomas: 7-yard pass from D. Watson (K. Fairbairn kick) (8-75, 4:07)	7	0
Broncos	1	04:42	B. McManus: 44-yard FG (8-25, 3:12)	7	3
Texans	2	11:05	D. Hopkins: 16-yard pass from D. Watson (kick failed) (3-22, 1:13)	13	3
Broncos	2	05:33	D. Booker: 14-yard run (B. McManus kick) (4-87, 2:30)	13	10
Texans	2	00:00	K. Fairbairn: 46-yard FG (3-20, 0:18)	16	10
Broncos	3	05:57	J. Heuerman: 12-yard pass from C. Keenum (B. McManus kick) (12-81, 5:56)	16	17
Texans	4	14:06	K. Fairbairn: 37-yard FG (13-56, 6:51)	19	17

### Houston Texans

PASSING	ATT	CP	YDS	SK/YD	TD	LG	INT	QBR
Deshaun Watson	24	17	213	4/21	2	31	0	125.9
<b>TOTAL</b>	<b>24</b>	<b>17</b>	<b>213</b>	<b>4/21</b>	<b>2</b>	<b>31</b>	<b>0</b>	<b>125.9</b>

RUSHING	ATT	YDS	AVG	LG	TD
Alfred Blue	15	39	2.6	7	0
Deshaun Watson	6	38	6.3	8	0
Lamar Miller	12	21	1.8	9	0
<b>TOTAL</b>	<b>33</b>	<b>98</b>	<b>3.0</b>	<b>9</b>	<b>0</b>

RECEIVING	NO	YDS	AVG	LG	TD
DeAndre Hopkins	10	105	10.5	16t	1
Demaryius Thomas	3	61	20.3	31	0
Lamar Miller	2	27	13.5	16	0
Jordan Thomas	1	7	7.0	7t	1
Ryan Griffin	1	13	13.0	13	0
<b>TOTAL</b>	<b>17</b>	<b>213</b>	<b>12.5</b>	<b>31</b>	<b>2</b>

TOP DEFENSE	TOT	SOLO	AST	SCK	YDS	INT
Justin Reid	9	8	1	0.0	0.0	0
Benardrick McKinney	7	4	3	0.0	0.0	0
Brandon Dunn	6	4	2	0.0	0.0	0
<b>TOTAL</b>	<b>22</b>	<b>16</b>	<b>6</b>	<b>0.0</b>	<b>0.0</b>	<b>0</b>

FIELD GOALS	FGA/FGM	PERCENT
Ka'imi Fairbairn	2-2	100.0
<b>TOTAL</b>	<b>2-2</b>	<b>100.0</b>

### Denver Broncos

PASSING	ATT	CP	YDS	SK/YD	TD	LG	INT	QBR
Case Keenum	42	26	290	2/17	1	44	0	90.4
<b>TOTAL</b>	<b>42</b>	<b>26</b>	<b>290</b>	<b>2/17</b>	<b>1</b>	<b>44</b>	<b>0</b>	<b>90.4</b>

RUSHING	ATT	YDS	AVG	LG	TD
Phillip Lindsay	17	60	3.5	22	0
Devontae Booker	3	15	5.0	14t	1
<b>TOTAL</b>	<b>20</b>	<b>75</b>	<b>3.8</b>	<b>22</b>	<b>1</b>

RECEIVING	NO	YDS	AVG	LG	TD
Jeff Heuerman	10	83	8.3	14	1
Emmanuel Sanders	6	47	7.8	18	0
Courtland Sutton	3	57	19.0	22	0
Devontae Booker	2	9	4.5	8	0
Phillip Lindsay	2	24	12.0	12	0
Andy Janovich	1	9	9.0	9	0
Matt LaCosse	1	44	44.0	44	0
Tim Patrick	1	17	17.0	17	0
<b>TOTAL</b>	<b>26</b>	<b>290</b>	<b>11.2</b>	<b>44</b>	<b>1</b>

TOP DEFENSE	TOT	SOLO	AST	SCK	YDS	INT
Todd Davis	10	9	1	0.0	0.0	0
Bradley Chubb	6	5	1	1.0	3.0	0
Will Parks	5	2	3	0.0	0.0	0
<b>TOTAL</b>	<b>21</b>	<b>16</b>	<b>5</b>	<b>1.0</b>	<b>3.0</b>	<b>0</b>

FIELD GOALS	FGA/FGM	PERCENT
Brandon McManus	3-1	33.3
<b>TOTAL</b>	<b>3-1</b>	<b>33.3</b>

### Team Statistics

	Texans	Broncos
First Downs	17	19
Total Net Yards	290	348
Rushes/Net Yards	33/98	20/75
Net Passing	192	273
Pass Attempts/Completions	24/17	42/26
Had Intercepted	0	0
Sacked/Yards Lost	4/21	2/17
Punts/Average	6/51.2	5/47.2
Penalties/Yards	7/60	8/50
Fumbles/Lost	0/0	1/1
Possession Time	32:25	27:35

# 2018 GAME SUMMARIES



## WEEK 11

Houston Texans 23, Washington Redskins 21

61,593 FedEx Field Landover, Md. Nov 18, 2018



Houston Texans ..... 10 7 3 3 — 23  
Washington Redskins ..... 0 7 7 7 — 21

### Scoring Drives

TEAM	QTR	TIME	SCORING PLAY	HOU	WAS
Texans	1	09:32	K. Fairbairn: 23-yard FG (10-68, 4:38)	3	0
Texans	1	03:15	D. Hopkins: 16-yard pass from D. Watson (K. Fairbairn kick) (6-69, 3:13)	10	0
Redskins	2	14:14	A. Peterson: 3-yard run (D. Hopkins kick) (10-75, 4:01)	10	7
Texans	2	02:23	J. Reid: 101-yard interception return (K. Fairbairn kick)	17	7
Redskins	3	04:47	J. Reed: 9-yard pass from C. McCoy (D. Hopkins kick) (2-13, 0:46)	17	14
Texans	3	01:19	K. Fairbairn: 33-yard FG (8-60, 3:28)	20	14
Redskins	4	11:57	A. Peterson: 7-yard run (D. Hopkins kick) (10-67, 4:22)	20	21
Texans	4	07:30	K. Fairbairn: 54-yard FG (8-37, 4:27)	23	21

### Houston Texans

PASSING	ATT	CP	YDS	SK/YD	TD	LG	INT	QBR
Deshaun Watson	24	16	208	3/27	1	40	2	72.9
<b>TOTAL</b>	<b>24</b>	<b>16</b>	<b>208</b>	<b>3/27</b>	<b>1</b>	<b>40</b>	<b>2</b>	<b>72.9</b>

RUSHING	ATT	YDS	AVG	LG	TD
Lamar Miller	20	86	4.3	21	0
Alfred Blue	8	46	5.8	16	0
Deshaun Watson	3	7	2.3	6	0
<b>TOTAL</b>	<b>31</b>	<b>139</b>	<b>4.5</b>	<b>21</b>	<b>0</b>

RECEIVING	NO	YDS	AVG	LG	TD
DeAndre Hopkins	5	56	11.2	16t	1
Keke Coutee	5	77	15.4	40	0
Lamar Miller	3	22	7.3	13	0
Jordan Akins	2	42	21.0	28	0
Jordan Thomas	1	11	11.0	11	0
<b>TOTAL</b>	<b>16</b>	<b>208</b>	<b>13.0</b>	<b>40</b>	<b>1</b>

TOP DEFENSE	TOT	SOLO	AST	SCK	YDS	INT
Kareem Jackson	10	8	2	1.0	13.0	0
Tyrann Mathieu	9	8	1	1.0	7.0	0
Benardrick McKinney	5	2	3	0.0	0.0	0
<b>TOTAL</b>	<b>24</b>	<b>18</b>	<b>6</b>	<b>2.0</b>	<b>2.0</b>	<b>0</b>

FIELD GOALS	FGA/FGM	PERCENT
Ka'imi Fairbairn	5-3	60.0
<b>TOTAL</b>	<b>5-3</b>	<b>60.0</b>

### Washington Redskins

PASSING	ATT	CP	YDS	SK/YD	TD	LG	INT	QBR
Alex Smith	27	12	135	3/22	0	24	2	29.1
Colt McCoy	12	6	54	2/13	1	12	0	90.3
<b>TOTAL</b>	<b>39</b>	<b>18</b>	<b>189</b>	<b>5/35</b>	<b>1</b>	<b>24</b>	<b>2</b>	<b>47.9</b>

RUSHING	ATT	YDS	AVG	LG	TD
Adrian Peterson	16	51	3.2	9	2
Colt McCoy	5	35	7.0	15	0
Alex Smith	4	33	8.3	15	0
Byron Marshall	2	5	2.5	4	0
Kapri Bibbs	1	0	0.0	0	0
Trey Quinn	1	0	0.0	0	0
<b>TOTAL</b>	<b>29</b>	<b>124</b>	<b>4.3</b>	<b>15</b>	<b>2</b>

RECEIVING	NO	YDS	AVG	LG	TD
Jordan Reed	7	71	10.1	24	1
Trey Quinn	4	49	12.3	15	0
Josh Doctson	3	32	10.7	12	0
Kapri Bibbs	2	6	3.0	6	0
Maurice Harris	1	13	13.0	13	0
Michael Floyd	1	18	18.0	18	0
<b>TOTAL</b>	<b>18</b>	<b>189</b>	<b>10.5</b>	<b>24</b>	<b>1</b>

TOP DEFENSE	TOT	SOLO	AST	SCK	YDS	INT
Ha Ha Clinton-Dix	13	11	2	0.0	0.0	0
Mason Foster	10	9	1	0.0	0.0	1
Da'Ron Payne	8	3	5	0.0	0.0	0
<b>TOTAL</b>	<b>31</b>	<b>23</b>	<b>8</b>	<b>0.0</b>	<b>0.0</b>	<b>1</b>

FIELD GOALS	FGA/FGM	PERCENT
Dustin Hopkins	1-0	0.0
<b>TOTAL</b>	<b>1-0</b>	<b>0</b>

### Team Statistics

	Texans	Redskins
First Downs	19	23
Total Net Yards	320	278
Rushes/Net Yards	31/139	29/124
Net Passing	181	154
Pass Attempts/Completions	24/16	39/18
Had Intercepted	2	2
Sacked/Yards Lost	3/27	5/35
Punts/Average	1/30.0	5/40.4
Penalties/Yards	7/40	6/43
Fumbles/Lost	2/1	1/0
Possession Time	29:03	30:57

# 2018 GAME SUMMARIES



## WEEK 12

Tennessee Titans 17, Houston Texans 34

71,826 NRG Stadium Houston, Texas Nov 26, 2018



Tennessee Titans ..... 10 0 7 0 — 17  
Houston Texans ..... 7 17 3 7 — 34

### Scoring Drives

TEAM	QTR	TIME	SCORING PLAY	TEN	HOU
Titans	1	11:47	R. Succop: 31-yard FG (6-62, 3:13)	3	0
Titans	1	09:21	J. Smith: 61-yard pass from M. Mariota (R. Succop kick) (2-69, 0:47)	10	0
Texans	1	05:21	D. Thomas: 12-yard pass from D. Watson (K. Fairbairn kick) (7-62, 4:00)	10	7
Texans	2	14:53	D. Watson: 15-yard run (K. Fairbairn kick) (5-60, 1:58)	10	14
Texans	2	09:22	L. Miller: 97-yard run (K. Fairbairn kick) (1-97, 0:14)	10	21
Texans	2	00:00	K. Fairbairn: 43-yard FG (5-37, 0:45)	10	24
Texans	3	08:53	K. Fairbairn: 47-yard FG (11-46, 6:07)	10	27
Titans	3	00:13	C. Davis: 48-yard pass from M. Mariota (R. Succop kick) (3-51, 1:47)	17	27
Texans	4	08:15	D. Thomas: 10-yard pass from D. Watson (K. Fairbairn kick) (7-60, 3:24)	17	34

### Tennessee Titans

PASSING	ATT	CP	YDS	SK/YD	TD	LG	INT	QBR
Marcus Mariota	23	22	303	6/43	2	61	0	147.7
<b>TOTAL</b>	<b>23</b>	<b>22</b>	<b>303</b>	<b>6/43</b>	<b>2</b>	<b>61</b>	<b>0</b>	<b>147.7</b>

RUSHING	ATT	YDS	AVG	LG	TD
Corey Davis	1	39	39.0	39	0
Derrick Henry	8	30	3.8	8	0
Marcus Mariota	6	28	4.7	14	0
Dion Lewis	7	8	1.1	7	0
Luke Stocker	1	0	0.0	0	0
<b>TOTAL</b>	<b>23</b>	<b>105</b>	<b>4.6</b>	<b>39</b>	<b>0</b>

RECEIVING	NO	YDS	AVG	LG	TD
Dion Lewis	7	33	4.7	11	0
Anthony Firkser	4	52	13.0	20	0
Corey Davis	4	96	24.0	48t	1
Derrick Henry	2	19	9.5	11	0
Jonnu Smith	2	63	31.5	61t	1
Cameron Batson	1	13	13.0	13	0
Luke Stocker	1	14	14.0	14	0
MyCole Pruitt	1	13	13.0	13	0
<b>TOTAL</b>	<b>22</b>	<b>303</b>	<b>13.8</b>	<b>61</b>	<b>2</b>

TOP DEFENSE	TOT	SOLO	AST	SCK	YDS	INT
Logan Ryan	11	5	6	0.0	0.0	0
Kenny Vaccaro	8	4	4	1.0	0.0	0
Harold Landry III	7	2	5	0.5	4.0	0
<b>TOTAL</b>	<b>26</b>	<b>11</b>	<b>15</b>	<b>1.5</b>	<b>1.5</b>	<b>0</b>

FIELD GOALS	FGA/FGM	PERCENT
Ryan Succop	1-1	100.0
<b>TOTAL</b>	<b>1-1</b>	<b>100.0</b>

### Houston Texans

PASSING	ATT	CP	YDS	SK/YD	TD	LG	INT	QBR
Deshaun Watson	24	19	210	4/29	2	28	0	130.9
<b>TOTAL</b>	<b>24</b>	<b>19</b>	<b>210</b>	<b>4/29</b>	<b>2</b>	<b>28</b>	<b>0</b>	<b>130.9</b>

RUSHING	ATT	YDS	AVG	LG	TD
Lamar Miller	12	162	13.5	97t	1
Deshaun Watson	9	70	7.8	34	1
Alfred Blue	13	49	3.8	9	0
<b>TOTAL</b>	<b>34</b>	<b>281</b>	<b>8.3</b>	<b>97</b>	<b>2</b>

RECEIVING	NO	YDS	AVG	LG	TD
DeAndre Hopkins	5	74	14.8	28	0
Demaryius Thomas	4	38	9.5	12t	2
Ryan Griffin	3	38	12.7	22	0
Keke Coutee	2	14	7.0	7	0
Alfred Blue	1	13	13.0	13	0
DeAndre Carter	1	14	14.0	14	0
Jordan Akins	1	8	8.0	8	0
Jordan Thomas	1	6	6.0	6	0
Lamar Miller	1	5	5.0	5	0
<b>TOTAL</b>	<b>19</b>	<b>210</b>	<b>11.1</b>	<b>28</b>	<b>2</b>

TOP DEFENSE	TOT	SOLO	AST	SCK	YDS	INT
Benardrick McKinney	10	6	4	0.0	0.0	0
J.J. Watt	9	6	3	1.5	12.0	0
Zach Cunningham	7	5	2	0.0	0.0	0
<b>TOTAL</b>	<b>26</b>	<b>17</b>	<b>9</b>	<b>1.5</b>	<b>12.0</b>	<b>0</b>

FIELD GOALS	FGA/FGM	PERCENT
Ka'imi Fairbairn	2-2	100.0
<b>TOTAL</b>	<b>2-2</b>	<b>100.0</b>

### Team Statistics

	Titans	Texans
First Downs	14	19
Total Net Yards	365	462
Rushes/Net Yards	23/105	34/281
Net Passing	260	181
Pass Attempts/Completions	23/22	24/19
Had Intercepted	0	0
Sacked/Yards Lost	6/43	4/29
Punts/Average	6/49.7	5/44.8
Penalties/Yards	7/50	3/53
Fumbles/Lost	2/1	1/0
Possession Time	30:02	29:58



# 2018 GAME SUMMARIES



## WEEK 13

Cleveland Browns 13, Houston Texans 29

71,741 NRG Stadium Houston, Texas Dec 2, 2018



Cleveland Browns ..... 0 0 7 6 — 13  
Houston Texans ..... 10 13 3 3 — 29

### Scoring Drives

TEAM	QTR	TIME	SCORING PLAY	CLE	HOU
Texans	1	08:12	K. Fairbairn: 35-yard FG (13-63, 6:48)	0	3
Texans	1	00:38	J. Thomas: 11-yard pass from D. Watson (K. Fairbairn kick) (10-82, 5:38)	0	10
Texans	2	07:26	Z. Cunningham: 38-yard interception return (K. Fairbairn kick)	0	17
Texans	2	03:19	K. Fairbairn: 42-yard FG (7-27, 3:18)	0	20
Texans	2	00:01	K. Fairbairn: 48-yard FG (10-50, 1:43)	0	23
Browns	3	09:39	N. Chubb: 2-yard run (G. Joseph kick) (9-75, 5:21)	7	23
Texans	3	05:26	K. Fairbairn: 53-yard FG (9-40, 4:13)	7	26
Texans	4	05:46	K. Fairbairn: 38-yard FG (8-44, 3:59)	7	29
Browns	4	02:58	R. Higgins: 17-yard pass from B. Mayfield (pass failed) (9-75, 2:48)	13	29

### Cleveland Browns

PASSING	ATT	CP	YDS	SK/YD	TD	LG	INT	QBR
Baker Mayfield	43	29	397	0/0	1	71	3	75.4
<b>TOTAL</b>	<b>43</b>	<b>29</b>	<b>397</b>	<b>0/0</b>	<b>1</b>	<b>71</b>	<b>3</b>	<b>75.4</b>

RUSHING	ATT	YDS	AVG	LG	TD
Nick Chubb	9	31	3.4	11	1
<b>TOTAL</b>	<b>9</b>	<b>31</b>	<b>3.4</b>	<b>11</b>	<b>1</b>

RECEIVING	NO	YDS	AVG	LG	TD
Jarvis Landry	6	103	17.2	28	0
Dontrell Hilliard	4	40	10.0	23	0
Rashard Higgins	4	62	15.5	21	1
Antonio Callaway	3	84	28.0	71	0
David Njoku	3	8	2.7	9	0
Nick Chubb	3	41	13.7	24	0
Breshad Perriman	2	26	13.0	19	0
Duke Johnson Jr.	2	12	6.0	7	0
Damion Ratley	1	2	2.0	2	0
Seth DeValve	1	19	19.0	19	0
<b>TOTAL</b>	<b>29</b>	<b>397</b>	<b>13.7</b>	<b>71</b>	<b>1</b>

TOP DEFENSE	TOT	SOLO	AST	SCK	YDS	INT
Joe Schobert	9	1	8	0.5	2.0	0
Damarious Randall	8	7	1	0.0	0.0	0
Jabrill Peppers	8	4	4	0.0	0.0	0
<b>TOTAL</b>	<b>25</b>	<b>12</b>	<b>13</b>	<b>0.5</b>	<b>0.5</b>	<b>0</b>

FIELD GOALS	FGA/FGM	PERCENT
No Field Goals		

### Houston Texans

PASSING	ATT	CP	YDS	SK/YD	TD	LG	INT	QBR
Deshaun Watson	31	22	224	4/27	1	29	0	102.1
<b>TOTAL</b>	<b>31</b>	<b>22</b>	<b>224</b>	<b>4/27</b>	<b>1</b>	<b>29</b>	<b>0</b>	<b>102.1</b>

RUSHING	ATT	YDS	AVG	LG	TD
Lamar Miller	19	103	5.4	32	0
Alfred Blue	13	54	4.2	17	0
Deshaun Watson	7	30	4.3	11	0
<b>TOTAL</b>	<b>39</b>	<b>187</b>	<b>4.8</b>	<b>32</b>	<b>0</b>

RECEIVING	NO	YDS	AVG	LG	TD
DeAndre Hopkins	7	91	13.0	29	0
DeAndre Carter	6	32	5.3	11	0
Demaryius Thomas	3	32	10.7	15	0
Jordan Thomas	3	32	10.7	15	1
Jordan Akins	1	13	13.0	13	0
Lamar Miller	1	12	12.0	12	0
Ryan Griffin	1	12	12.0	12	0
<b>TOTAL</b>	<b>22</b>	<b>224</b>	<b>10.2</b>	<b>29</b>	<b>1</b>

TOP DEFENSE	TOT	SOLO	AST	SCK	YDS	INT
Aaron Colvin	6	5	1	0.0	0.0	0
Tyrann Mathieu	6	5	1	0.0	0.0	0
Benardrick McKinney	4	2	2	0.0	0.0	0
<b>TOTAL</b>	<b>16</b>	<b>12</b>	<b>4</b>	<b>0.0</b>	<b>0.0</b>	<b>0</b>

FIELD GOALS	FGA/FGM	PERCENT
Ka'imi Fairbairn	5-5	100.0
<b>TOTAL</b>	<b>5-5</b>	<b>100.0</b>

### Team Statistics

	Browns	Texans
First Downs	20	25
Total Net Yards	428	384
Rushes/Net Yards	9/31	39/187
Net Passing	397	197
Pass Attempts/Completions	43/29	31/22
Had Intercepted	3	0
Sacked/Yards Lost	0/0	4/27
Punts/Average	2/45.5	3/38.0
Penalties/Yards	6/45	5/77
Fumbles/Lost	1/1	2/0
Possession Time	22:25	37:35

# 2018 GAME SUMMARIES



## WEEK 14

Indianapolis Colts 24, Houston Texans 21

71,814 NRG Stadium Houston, Texas Dec 9, 2018



Indianapolis Colts ..... 0 17 7 0 — 24  
Houston Texans ..... 7 0 7 7 — 21

### Scoring Drives

TEAM	QTR	TIME	SCORING PLAY	IND	HOU
Texans	1	02:27	A. Blue: 3-yard run (K. Fairbairn kick) (10-82, 4:09)	0	7
Colts	2	06:33	M. Mack: 4-yard run (A. Vinatieri kick) (2-64, 0:46)	7	7
Colts	2	02:57	E. Ebron: 14-yard pass from A. Luck (A. Vinatieri kick) (5-66, 2:16)	14	7
Colts	2	00:00	A. Vinatieri: 54-yard FG (10-53, 1:14)	17	7
Texans	3	07:38	L. Miller: 1-yard run (K. Fairbairn kick) (16-75, 7:22)	17	14
Colts	3	03:51	Z. Pascal: 12-yard pass from A. Luck (A. Vinatieri kick) (8-75, 3:47)	24	14
Texans	4	02:37	D. Hopkins: 7-yard pass from D. Watson (K. Fairbairn kick) (6-70, 1:53)	24	21

### Indianapolis Colts

PASSING	ATT	CP	YDS	SK/YD	TD	LG	INT	QBR
Andrew Luck	41	27	399	2/13	2	60	1	103.6
<b>TOTAL</b>	<b>41</b>	<b>27</b>	<b>399</b>	<b>2/13</b>	<b>2</b>	<b>60</b>	<b>1</b>	<b>103.6</b>

RUSHING	ATT	YDS	AVG	LG	TD
Marlon Mack	14	33	2.4	7	1
Andrew Luck	6	16	2.7	13	0
Nyheim Hines	3	1	0.3	2	0
<b>TOTAL</b>	<b>23</b>	<b>50</b>	<b>2.2</b>	<b>13</b>	<b>1</b>

RECEIVING	NO	YDS	AVG	LG	TD
T.Y. Hilton	9	199	22.1	60	0
Chester Rogers	5	36	7.2	11	0
Zach Pascal	5	68	13.6	28	1
Eric Ebron	4	65	16.3	23	1
Nyheim Hines	3	16	5.3	10	0
Ryan Grant	1	15	15.0	15	0
<b>TOTAL</b>	<b>27</b>	<b>399</b>	<b>14.8</b>	<b>60</b>	<b>2</b>

TOP DEFENSE	TOT	SOLO	AST	SCK	YDS	INT
Darius Leonard	12	9	3	1.0	9.0	0
Anthony Walker	11	7	4	0.0	0.0	0
Clayton Geathers	9	6	3	0.0	0.0	0
<b>TOTAL</b>	<b>32</b>	<b>22</b>	<b>10</b>	<b>1.0</b>	<b>1.0</b>	<b>0</b>

FIELD GOALS	FGA/FGM	PERCENT
Adam Vinatieri	1-1	100.0
<b>TOTAL</b>	<b>1-1</b>	<b>100.0</b>

### Houston Texans

PASSING	ATT	CP	YDS	SK/YD	TD	LG	INT	QBR
Deshaun Watson	38	27	267	5/41	1	47	0	99.3
<b>TOTAL</b>	<b>38</b>	<b>27</b>	<b>267</b>	<b>5/41</b>	<b>1</b>	<b>47</b>	<b>0</b>	<b>99.3</b>

RUSHING	ATT	YDS	AVG	LG	TD
Deshaun Watson	5	35	7.0	12	0
Lamar Miller	14	33	2.4	13	1
Alfred Blue	6	21	3.5	11	1
<b>TOTAL</b>	<b>25</b>	<b>89</b>	<b>3.6</b>	<b>13</b>	<b>2</b>

RECEIVING	NO	YDS	AVG	LG	TD
Lamar Miller	5	19	3.8	5	0
Ryan Griffin	5	80	16.0	47	0
DeAndre Hopkins	4	36	9.0	13	1
Demaryius Thomas	4	48	12.0	20	0
Jordan Thomas	4	31	7.8	14	0
Joe Webb III	2	13	6.5	7	0
Jordan Akins	2	40	20.0	27	0
DeAndre Carter	1	0	0.0	0	0
<b>TOTAL</b>	<b>27</b>	<b>267</b>	<b>9.9</b>	<b>47</b>	<b>1</b>

TOP DEFENSE	TOT	SOLO	AST	SCK	YDS	INT
Kareem Jackson	11	9	2	0.0	0.0	0
Zach Cunningham	9	7	2	0.0	0.0	0
Justin Reid	7	6	1	0.0	0.0	0
<b>TOTAL</b>	<b>27</b>	<b>22</b>	<b>5</b>	<b>0.0</b>	<b>0.0</b>	<b>0</b>

FIELD GOALS	FGA/FGM	PERCENT
No Field Goals		

### Team Statistics

	Colts	Texans
First Downs	24	25
Total Net Yards	436	315
Rushes/Net Yards	23/50	25/89
Net Passing	386	226
Pass Attempts/Completions	41/27	38/27
Had Intercepted	1	0
Sacked/Yards Lost	2/13	5/41
Punts/Average	6/46.3	8/45.3
Penalties/Yards	9/59	7/35
Fumbles/Lost	1/0	0/0
Possession Time	28:03	31:57

# 2018 GAME SUMMARIES



## WEEK 15

Houston Texans 29, New York Jets 22

77,982 MetLife Stadium East Rutherford, N.J. Dec 15, 2018



Houston Texans ..... 3 13 0 13 — 29  
New York Jets ..... 3 6 6 7 — 22

### Scoring Drives

TEAM	QTR	TIME	SCORING PLAY	HOU	NYJ
Texans	1	09:23	K. Fairbairn: 41-yard FG (8-37, 3:31)	3	0
Jets	1	02:01	J. Myers: 26-yard FG (13-67, 7:22)	3	3
Texans	2	12:51	K. Fairbairn: 32-yard FG (10-60, 4:10)	6	3
Texans	2	08:14	D. Hopkins: 45-yard pass from D. Watson (K. Fairbairn kick) (2-46, 0:40)	13	3
Texans	2	04:35	K. Fairbairn: 53-yard FG (5-34, 2:05)	16	3
Jets	2	00:30	R. Anderson: 5-yard pass from S. Darnold (kick failed) (9-83, 4:05)	16	9
Jets	3	08:39	A. Roberts: 13-yard pass from S. Darnold (kick failed) (8-60, 4:10)	16	15
Texans	4	12:33	K. Fairbairn: 49-yard FG (8-57, 3:55)	19	15
Jets	4	05:09	E. McGuire: 2-yard run (J. Myers kick) (15-73, 7:33)	19	22
Texans	4	02:15	D. Hopkins: 14-yard pass from D. Watson (K. Fairbairn kick) (7-75, 2:45)	26	22
Texans	4	00:54	K. Fairbairn: 40-yard FG (4--1, 0:58)	29	22

### Houston Texans

PASSING	ATT	CP	YDS	SK/YD	TD	LG	INT	QBR
Deshaun Watson	28	22	294	6/55	2	50	0	134.2
<b>TOTAL</b>	<b>28</b>	<b>22</b>	<b>294</b>	<b>6/55</b>	<b>2</b>	<b>50</b>	<b>0</b>	<b>134.2</b>

RUSHING	ATT	YDS	AVG	LG	TD
Deshaun Watson	4	26	6.5	24	0
Lamar Miller	3	8	2.7	5	0
DeAndre Carter	1	7	7.0	7	0
Alfred Blue	9	6	0.7	5	0
<b>TOTAL</b>	<b>17</b>	<b>47</b>	<b>2.8</b>	<b>24</b>	<b>0</b>

RECEIVING	NO	YDS	AVG	LG	TD
DeAndre Hopkins	10	170	17.0	45t	2
Demaryius Thomas	6	59	9.8	27	0
Alfred Blue	2	9	4.5	6	0
DeAndre Carter	2	55	27.5	50	0
Jordan Thomas	1	2	2.0	2	0
Ryan Griffin	1	-1	-1.0	-1	0
<b>TOTAL</b>	<b>22</b>	<b>294</b>	<b>13.4</b>	<b>50</b>	<b>2</b>

TOP DEFENSE	TOT	SOLO	AST	SCK	YDS	INT
Benardrick McKinney	9	3	6	0.0	0.0	0
Johnathan Joseph	9	7	2	0.0	0.0	0
Zach Cunningham	7	2	5	0.0	0.0	0
<b>TOTAL</b>	<b>25</b>	<b>12</b>	<b>13</b>	<b>0.0</b>	<b>0.0</b>	<b>0</b>

FIELD GOALS	FGA/FGM	PERCENT
Ka'imi Fairbairn	5-5	100.0
<b>TOTAL</b>	<b>5-5</b>	<b>100.0</b>

### New York Jets

PASSING	ATT	CP	YDS	SK/YD	TD	LG	INT	QBR
Sam Darnold	38	24	253	3/25	2	26	0	100.0
<b>TOTAL</b>	<b>38</b>	<b>24</b>	<b>253</b>	<b>3/25</b>	<b>2</b>	<b>26</b>	<b>0</b>	<b>100.0</b>

RUSHING	ATT	YDS	AVG	LG	TD
Elijah McGuire	18	42	2.3	14	1
Sam Darnold	6	35	5.8	14	0
Trenton Cannon	7	13	1.9	8	0
<b>TOTAL</b>	<b>31</b>	<b>90</b>	<b>2.9</b>	<b>14</b>	<b>1</b>

RECEIVING	NO	YDS	AVG	LG	TD
Robby Anderson	7	96	13.7	26	1
Andre Roberts	3	16	5.3	13t	1
Chris Herndon	3	53	17.7	25	0
Elijah McGuire	3	29	9.7	16	0
Trenton Cannon	3	24	8.0	10	0
Jermaine Kearse	2	9	4.5	5	0
Eric Tomlinson	1	11	11.0	11	0
Jordan Leggett	1	8	8.0	8	0
Rishard Matthews	1	7	7.0	7	0
<b>TOTAL</b>	<b>24</b>	<b>253</b>	<b>10.5</b>	<b>26</b>	<b>2</b>

TOP DEFENSE	TOT	SOLO	AST	SCK	YDS	INT
Trumaine Johnson	5	5	0	0.0	0.0	0
Avery Williamson	4	2	2	0.0	0.0	0
Henry Anderson	4	3	1	3.0	26.0	0
<b>TOTAL</b>	<b>13</b>	<b>10</b>	<b>3</b>	<b>3.0</b>	<b>26.0</b>	<b>0</b>

FIELD GOALS	FGA/FGM	PERCENT
Jason Myers	1-1	100.0
<b>TOTAL</b>	<b>1-1</b>	<b>100.0</b>

### Team Statistics

	Texans	Jets
First Downs	15	21
Total Net Yards	286	318
Rushes/Net Yards	17/47	31/90
Net Passing	239	228
Pass Attempts/Completions	28/22	38/24
Had Intercepted	0	0
Sacked/Yards Lost	6/55	3/25
Punts/Average	3/45.7	4/49.3
Penalties/Yards	5/43	9/60
Fumbles/Lost	0/0	1/1
Possession Time	24:56	35:04



# 2018 GAME SUMMARIES



## WEEK 16

Houston Texans 30, Philadelphia Eagles 32

69,696 Lincoln Financial Field Philadelphia, Pa. Dec 23, 2018



Houston Texans ..... 0 16 0 14 — 30  
Philadelphia Eagles ..... 7 6 10 9 — 32

### Scoring Drives

TEAM	QTR	TIME	SCORING PLAY	HOU	PHI
Eagles	1	06:32	D. Sproles: 37-yard pass from N. Foles (J. Elliott kick) (13-77, 7:04)	0	7
Texans	2	14:52	K. Fairbairn: 30-yard FG (12-63, 6:40)	3	7
Texans	2	10:23	D. Watson: 5-yard run (kick failed) (1-5, 0:04)	9	7
Eagles	2	03:08	Z. Ertz: 1-yard pass from N. Foles (pass failed) (14-75, 7:15)	9	13
Texans	2	01:17	D. Watson: 6-yard run (K. Fairbairn kick) (8-80, 1:51)	16	13
Eagles	3	05:31	J. Elliott: 47-yard FG (7-59, 3:54)	16	16
Eagles	3	02:18	N. Agholor: 83-yard pass from N. Foles (J. Elliott kick) (1-83, 0:14)	16	23
Eagles	4	10:21	Z. Ertz: 23-yard pass from N. Foles (kick failed) (5-44, 3:22)	16	29
Texans	4	04:41	D. Foreman: 20-yard pass from D. Watson (K. Fairbairn kick) (5-55, 0:40)	23	29
Texans	4	02:04	V. Smith: 35-yard pass from D. Watson (K. Fairbairn kick) (8-80, 2:02)	30	29
Eagles	4	00:00	J. Elliott: 35-yard FG (11-72, 2:04)	30	32

### Houston Texans

PASSING	ATT	CP	YDS	SK/YD	TD	LG	INT	QBR
Deshaun Watson	40	29	339	4/30	2	35	0	114.5
<b>TOTAL</b>	<b>40</b>	<b>29</b>	<b>339</b>	<b>4/30</b>	<b>2</b>	<b>35</b>	<b>0</b>	<b>114.5</b>

RUSHING	ATT	YDS	AVG	LG	TD
Deshaun Watson	8	49	6.1	12	2
Alfred Blue	4	14	3.5	5	0
D'Onta Foreman	7	-1	-0.1	2	0
<b>TOTAL</b>	<b>19</b>	<b>62</b>	<b>3.3</b>	<b>12</b>	<b>2</b>

RECEIVING	NO	YDS	AVG	LG	TD
DeAndre Hopkins	9	104	11.6	18	0
DeAndre Carter	6	61	10.2	24	0
Alfred Blue	4	26	6.5	9	0
Demaryius Thomas	3	37	12.3	15	0
D'Onta Foreman	2	28	14.0	20t	1
Jordan Akins	2	33	16.5	22	0
Ryan Griffin	2	15	7.5	10	0
Vyncint Smith	1	35	35.0	35t	1
<b>TOTAL</b>	<b>29</b>	<b>339</b>	<b>11.7</b>	<b>35</b>	<b>2</b>

TOP DEFENSE	TOT	SOLO	AST	SCK	YDS	INT
Zach Cunningham	12	7	5	0.0	0.0	0
Jadeveon Clowney	9	6	3	1.0	9.0	0
Justin Reid	7	7	0	0.0	0.0	0
<b>TOTAL</b>	<b>28</b>	<b>20</b>	<b>8</b>	<b>1.0</b>	<b>1.0</b>	<b>0</b>

FIELD GOALS	FGA/FGM	PERCENT
Ka'imi Fairbairn	1-1	100.0
<b>TOTAL</b>	<b>1-1</b>	<b>100.0</b>

### Philadelphia Eagles

PASSING	ATT	CP	YDS	SK/YD	TD	LG	INT	QBR
Nick Foles	49	35	471	1/9	4	83	1	120.4
Nate Sudfeld	1	0	0	0/0	0	0	0	39.6
<b>TOTAL</b>	<b>50</b>	<b>35</b>	<b>471</b>	<b>1/9</b>	<b>4</b>	<b>83</b>	<b>1</b>	<b>118.0</b>

RUSHING	ATT	YDS	AVG	LG	TD
Darren Sproles	9	32	3.6	16	0
Josh Adams	11	21	1.9	6	0
Wendell Smallwood	1	3	3.0	3	0
Nick Foles	1	1	1.0	1	0
<b>TOTAL</b>	<b>22</b>	<b>57</b>	<b>2.6</b>	<b>16</b>	<b>0</b>

RECEIVING	NO	YDS	AVG	LG	TD
Zach Ertz	12	110	9.2	23t	2
Nelson Agholor	5	116	23.2	83t	1
Wendell Smallwood	4	24	6.0	10	0
Alshon Jeffery	3	82	27.3	52	0
Dallas Goedert	3	30	10.0	24	0
Darren Sproles	3	76	25.3	37t	1
Golden Tate	2	13	6.5	9	0
Jordan Matthews	2	13	6.5	11	0
Richard Rodgers	1	7	7.0	7	0
<b>TOTAL</b>	<b>35</b>	<b>471</b>	<b>13.5</b>	<b>83</b>	<b>4</b>

TOP DEFENSE	TOT	SOLO	AST	SCK	YDS	INT
Rasul Douglas	9	8	1	0.0	0.0	0
Nigel Bradham	6	3	3	0.0	0.0	0
Jordan Hicks	5	3	2	0.0	0.0	0
<b>TOTAL</b>	<b>20</b>	<b>14</b>	<b>6</b>	<b>0.0</b>	<b>0.0</b>	<b>0</b>

FIELD GOALS	FGA/FGM	PERCENT
Jake Elliott	2-2	100.0
<b>TOTAL</b>	<b>2-2</b>	<b>100.0</b>

### Team Statistics

	Texans	Eagles
First Downs	25	25
Total Net Yards	371	519
Rushes/Net Yards	19/62	22/57
Net Passing	309	462
Pass Attempts/Completions	40/29	50/35
Had Intercepted	0	1
Sacked/Yards Lost	4/30	1/9
Punts/Average	4/40.3	2/48.0
Penalties/Yards	10/61	11/105
Fumbles/Lost	2/1	3/2
Possession Time	26:15	33:45

# 2018 GAME SUMMARIES



## WEEK 17

Jacksonville Jaguars 3, Houston Texans 20

71,848 NRG Stadium Houston, Texas Dec 30, 2018



Jacksonville Jaguars ..... 3 0 0 0 — 3  
Houston Texans ..... 3 14 0 3 — 20

### Scoring Drives

TEAM	QTR	TIME	SCORING PLAY	JAX	HOU
Jaguars	1	10:08	K. Forbath: 25-yard FG (7-55, 3:38)	3	0
Texans	1	05:20	K. Fairbairn: 23-yard FG (10-69, 4:48)	3	3
Texans	2	14:56	D. Watson: 5-yard run (K. Fairbairn kick) (4-51, 1:37)	3	10
Texans	2	03:01	L. Miller: 7-yard run (K. Fairbairn kick) (9-63, 4:27)	3	17
Texans	4	10:52	K. Fairbairn: 24-yard FG (10-60, 3:29)	3	20

### Jacksonville Jaguars

PASSING	ATT	CP	YDS	SK/YD	TD	LG	INT	QBR
Blake Bortles	28	15	107	3/18	0	22	1	47.8
<b>TOTAL</b>	<b>28</b>	<b>15</b>	<b>107</b>	<b>3/18</b>	<b>0</b>	<b>22</b>	<b>1</b>	<b>47.8</b>

RUSHING	ATT	YDS	AVG	LG	TD
Blake Bortles	4	15	3.8	7	0
Carlos Hyde	10	13	1.3	5	0
Dave Williams	2	2	1.0	3	0
<b>TOTAL</b>	<b>16</b>	<b>30</b>	<b>1.9</b>	<b>7</b>	<b>0</b>

RECEIVING	NO	YDS	AVG	LG	TD
Keelan Cole	4	45	11.3	19	0
Dede Westbrook	3	10	3.3	6	0
James O'Shaughnessy	3	25	8.3	10	0
Carlos Hyde	2	6	3.0	6	0
Donte Moncrief	2	21	10.5	22	0
Blake Bell	1	0	0.0	0	0
<b>TOTAL</b>	<b>15</b>	<b>107</b>	<b>7.1</b>	<b>22</b>	<b>0</b>

TOP DEFENSE	TOT	SOLO	AST	SCK	YDS	INT
Myles Jack	10	6	4	0.5	4.0	0
Telvin Smith Sr.	10	8	2	0.0	0.0	0
Calais Campbell	7	5	2	1.5	3.5	0
<b>TOTAL</b>	<b>27</b>	<b>19</b>	<b>8</b>	<b>2.0</b>	<b>2.0</b>	<b>0</b>

FIELD GOALS	FGA/FGM	PERCENT
Kai Forbath	1-1	100.0
<b>TOTAL</b>	<b>1-1</b>	<b>100.0</b>

### Houston Texans

PASSING	ATT	CP	YDS	SK/YD	TD	LG	INT	QBR
Deshaun Watson	35	25	234	6/26	0	43	0	89.5
<b>TOTAL</b>	<b>35</b>	<b>25</b>	<b>234</b>	<b>6/26</b>	<b>0</b>	<b>43</b>	<b>0</b>	<b>89.5</b>

RUSHING	ATT	YDS	AVG	LG	TD
Deshaun Watson	13	66	5.1	16	1
Lamar Miller	17	56	3.3	14	1
Alfred Blue	3	12	4.0	6	0
<b>TOTAL</b>	<b>33</b>	<b>134</b>	<b>4.1</b>	<b>16</b>	<b>2</b>

RECEIVING	NO	YDS	AVG	LG	TD
DeAndre Hopkins	12	147	12.3	43	0
DeAndre Carter	4	33	8.3	12	0
Vyncint Smith	3	28	9.3	10	0
Alfred Blue	2	12	6.0	7	0
Lamar Miller	2	0	0.0	1	0
Jordan Thomas	1	6	6.0	6	0
Ryan Griffin	1	8	8.0	8	0
<b>TOTAL</b>	<b>25</b>	<b>234</b>	<b>9.4</b>	<b>43</b>	<b>0</b>

TOP DEFENSE	TOT	SOLO	AST	SCK	YDS	INT
Zach Cunningham	6	5	1	0.0	0.0	0
Benardrick McKinney	5	3	2	0.0	0.0	0
Shareece Wright	5	4	1	0.0	0.0	0
<b>TOTAL</b>	<b>16</b>	<b>12</b>	<b>4</b>	<b>0.0</b>	<b>0.0</b>	<b>0</b>

FIELD GOALS	FGA/FGM	PERCENT
Ka'imi Fairbairn	2-2	100.0
<b>TOTAL</b>	<b>2-2</b>	<b>100.0</b>

### Team Statistics

	Jaguars	Texans
First Downs	6	23
Total Net Yards	119	342
Rushes/Net Yards	16/30	33/134
Net Passing	89	208
Pass Attempts/Completions	28/15	35/25
Had Intercepted	1	0
Sacked/Yards Lost	3/18	6/26
Punts/Average	9/49.9	7/42.1
Penalties/Yards	8/68	2/15
Fumbles/Lost	2/1	1/1
Possession Time	24:53	35:07

# 2018 GAME SUMMARIES



## AFC WILD CARD PLAYOFF GAME 1

Indianapolis Colts 21, Houston Texans 7

71,798 NRG Stadium Houston, Texas Jan 5, 2019



Indianapolis Colts ..... 14 7 0 0 — 21  
Houston Texans ..... 0 0 0 7 — 7

### Scoring Drives

TEAM	QTR	TIME	SCORING PLAY	IND	HOU
Colts	1	10:32	E. Ebron: 6-yard pass from A. Luck (A. Vinatieri kick) (9-75, 4:28)	7	0
Colts	1	04:03	M. Mack: 2-yard run (A. Vinatieri kick) (9-74, 5:25)	14	0
Colts	2	06:24	D. Inman: 18-yard pass from A. Luck (A. Vinatieri kick) (7-65, 3:23)	21	0
Texans	4	10:57	K. Coutee: 6-yard pass from D. Watson (K. Fairbairn kick) (16-89, 6:13)	21	7

### Indianapolis Colts

PASSING	ATT	CP	YDS	SK/YD	TD	LG	INT	QBR
Andrew Luck	32	19	222	0/0	2	38	1	88.3
<b>TOTAL</b>	<b>32</b>	<b>19</b>	<b>222</b>	<b>0/0</b>	<b>2</b>	<b>38</b>	<b>1</b>	<b>88.3</b>

RUSHING	ATT	YDS	AVG	LG	TD
Marlon Mack	24	148	6.2	29	1
Andrew Luck	8	29	3.6	10	0
Zach Pascal	1	14	14.0	14	0
Jordan Wilkins	2	9	4.5	6	0
<b>TOTAL</b>	<b>35</b>	<b>200</b>	<b>5.7</b>	<b>29</b>	<b>1</b>

RECEIVING	NO	YDS	AVG	LG	TD
T.Y. Hilton	5	85	17.0	38	0
Chester Rogers	4	46	11.5	16	0
Dontrelle Inman	4	53	13.3	21	1
Eric Ebron	3	26	8.7	15	1
Marlon Mack	2	6	3.0	6	0
Zach Pascal	1	6	6.0	6	0
<b>TOTAL</b>	<b>19</b>	<b>222</b>	<b>11.7</b>	<b>38</b>	<b>2</b>

TOP DEFENSE	TOT	SOLO	AST	SCK	YDS	INT
Darius Leonard	13	5	8	0.0	0.0	0
Clayton Geathers	9	5	4	0.0	0.0	0
Anthony Walker	6	2	4	0.0	0.0	0
<b>TOTAL</b>	<b>28</b>	<b>12</b>	<b>16</b>	<b>0.0</b>	<b>0.0</b>	<b>0</b>

FIELD GOALS	FGA/FGM	PERCENT
No Field Goals		

### Houston Texans

PASSING	ATT	CP	YDS	SK/YD	TD	LG	INT	QBR
Deshaun Watson	49	29	235	3/18	1	20	1	69.7
<b>TOTAL</b>	<b>49</b>	<b>29</b>	<b>235</b>	<b>3/18</b>	<b>1</b>	<b>20</b>	<b>1</b>	<b>69.7</b>

RUSHING	ATT	YDS	AVG	LG	TD
Deshaun Watson	8	76	9.5	21	0
Lamar Miller	5	18	3.6	8	0
Alfred Blue	2	8	4.0	4	0
D'Onta Foreman	1	3	3.0	3	0
<b>TOTAL</b>	<b>16</b>	<b>105</b>	<b>6.6</b>	<b>21</b>	<b>0</b>

RECEIVING	NO	YDS	AVG	LG	TD
Keke Coutee	11	110	10.0	20	1
Lamar Miller	8	63	7.9	12	0
DeAndre Hopkins	5	37	7.4	13	0
Alfred Blue	2	11	5.5	6	0
Jordan Akins	2	8	4.0	7	0
Ryan Griffin	1	6	6.0	6	0
<b>TOTAL</b>	<b>29</b>	<b>235</b>	<b>8.1</b>	<b>20</b>	<b>1</b>

TOP DEFENSE	TOT	SOLO	AST	SCK	YDS	INT
Benardrick McKinney	9	5	4	0.0	0.0	0
Tyrann Mathieu	8	8	0	0.0	0.0	0
Zach Cunningham	7	5	2	0.0	0.0	0
<b>TOTAL</b>	<b>24</b>	<b>18</b>	<b>6</b>	<b>0.0</b>	<b>0.0</b>	<b>0</b>

FIELD GOALS	FGA/FGM	PERCENT
No Field Goals		

### Team Statistics

	Colts	Texans
First Downs	26	20
Total Net Yards	422	322
Rushes/Net Yards	35/200	16/105
Net Passing	222	217
Pass Attempts/Completions	32/19	49/29
Had Intercepted	1	1
Sacked/Yards Lost	0/0	3/18
Punts/Average	4/37.0	5/46.8
Penalties/Yards	2/10	8/67
Fumbles/Lost	0/0	0/0
Possession Time	31:14	28:46





**HOUSTON**  
**TEXANS**

**TEXANS HISTORY**

## RING OF HONOR



THANK YOU  
**ANDRE JOHNSON**  
— 2003 - 2014 —

### ANDRE JOHNSON INDUCTED INTO RING OF HONOR

The Houston Texans honored former wide receiver **Andre Johnson** on Sunday, Nov. 19, 2017 during their game against the Arizona Cardinals at NRG Stadium. At halftime, the Texans inducted Johnson as the inaugural member of the Texans' Ring of Honor.

Johnson is the first Texans player in team history inducted into the team's newly created Ring of Honor, putting a Houston-sized bookend on his amazing career. Johnson's legacy is unmatched and makes him the perfect player to be the first to capture this amazing organizational honor. Inducting such a signature star as the first member of the team's Ring of Honor was a historic moment for Texans fans to witness. Johnson also served as the Homefield Advantage Captain and Coin Toss Captain.

Throughout the week leading up to the game, the Texans hosted several events in honor of Johnson. On Tuesday, the City of Houston presented the former Texan with a proclamation proclaiming Sunday, Nov. 19, 2017 as "Andre Johnson Day." Later that evening, children from the Houston Texans YMCA hosted a retirement party for Johnson at Bowlmor Lanes along with current Texans players, Mascot TORO, Cheerleaders and Ambassador **Chester Pitts**. On Thursday, Nov. 16, in partnership with Palais Royal, 80 lucky winners were selected to meet Johnson at NRG Stadium and receive an autograph and photo with the former Texans great.

The former wide receiver signed a one-day contract on Wed., April 19, 2017 to officially retire as a member of the Texans. He was honored at a press conference that included Chairman and Chief Executive Officer **Cal McNair** and a number of current and former Texans.

Johnson spent the first 12 seasons of his career with the Texans after being drafted third overall in the 2003 NFL Draft out of the University of Miami (Fla.). The seven-time Pro Bowler is the franchise's all-time leader in nearly every receiving category including receptions (1,012), receiving yards (13,597), receiving touchdowns (64) and 100-yard games (51). Johnson also holds numerous individual game records for the Texans, including most receptions (14), receiving yards (273) and receiving touchdowns (three) in a game.

Johnson played and started 169 games for the Texans from 2003-14 and led the team in receptions and receiving yards in 10 of those seasons. He set the single-season franchise record for receptions with 115 in 2008 and receiving yards with 1,598 in 2012. Johnson also had a stretch of 133 consecutive games played with a reception (11/6/05 to 12/21/14) and scored 64 career touchdowns with the Texans, second-most in franchise history.



### ANDRE JOHNSON CAREER ACCOMPLISHMENTS

#### BASIC INFORMATION

- Drafted third overall by the Texans in the 2003 NFL Draft out of the University of Miami (Fla.)
- Played and started 169 games for the Texans from 2003-14 (12 seasons)

#### TEXANS RECORDS

- Franchise's all-time leader in nearly every receiving category including:
  - Career receptions (1,012)
  - Career receiving yards (13,597)
  - Career receiving touchdowns (64)
  - Career 100-yard receiving games (51)
- Holds numerous individual game records including:
  - Receptions (14)
  - Receiving yards (273)
  - Receiving touchdowns (three) - tied with WR DeAndre Hopkins
- Set multiple single-season franchise records including:
  - Receptions with 115 in 2008 - tied with WR DeAndre Hopkins
  - Receiving yards with 1,598 in 2012
- Had a stretch of 133 consecutive games played with a reception (11/6/05 to 12/21/14)
- Scored 64 career touchdowns with the Texans, second most in franchise history (A. Foster)
- Led the team in receptions and receiving yards in 10 different seasons

#### NFL CAREER ACCOMPLISHMENTS

- Ranks 11th all-time in receptions and 11th all-time in receiving yards
- Fifth all-time in receptions per game (5.5) and ninth all time in receiving yards per game (73.5)
- His 51 career 100-yard receiving games tie him for fourth all-time
- Seven-time Pro Bowl selection (2005, 2007, 2009, 2010, 2011, 2013, 2014)
- Associated Press All-Pro First Team (2008, 2009)
- Associated Press All-Pro Second Team (2012)
- Led the NFL in receptions in 2006 with 103 and again in 2008 with a career-high 115
- Led the NFL in yards receiving in 2008 with 1,575 and in 2009 with 1,569
- Holds the NFL record with 21 career games with 10 or more receptions and 100 or more yards receiving
- Has 10 games with at least 10 receptions and 150 yards receiving, tied with Jerry Rice for the most in NFL history
- One of two players to record four seasons of 100-plus receptions and 1,400-plus yards (Marvin Harrison)
- One of three players in modern NFL history to lead the league in receiving in back-to-back years



## RING OF HONOR



### FROM HIS PEERS

#### Texans Head Coach Bill O'Brien:

"Andre just personally meant a lot to me. He was a true professional. He worked very hard. Very smart, very detailed guy. Team guy. Players had a tremendous amount of respect for him. I remember when he came back into the team meeting room when he had held out for a little bit in the minicamp there, I think they gave him a standing ovation. I mean, it was incredible, just the respect that the players had for him. I had respect for him just from where I had been in New England. I can remember Bill Belichick standing up in a team meeting before 2009 when we played them out here, New England, just reading off his stats and what he's meant to this organization and the respect that he has around the league."

#### Texans WR DeAndre Hopkins:

"The way I go about every day, I would say honestly is due to Andre Johnson. The way I wake up and the mindset that I have going to work and approaching every day like it's my last day to do what I love is from watching him. That's the way he approached every day. He came to work and the attitude that he had was an attitude that if you didn't learn from it, you were doing yourself wrong. Not just me as a receiver, but everybody on the team. Just his attitude and his mentality, no matter what the score is, no matter what's going on around him, he's still going to go out and do his job the best he can. Nobody to me is more deserving in this franchise to have their name up there than Andre Johnson. The loyalty that he showed this organization and the loyalty that he showed his teammates throughout his years here, that's a pro's pro. His attitude, the way he approached every day. The way he embraced this city and the way this city embraced him, I don't think anyone in this city would expect anybody else's name to be up there before Andre. I can't thank him enough for everything that he showed me. I'm pretty sure I got on his nerves some days asking him questions over and over but it's only helped me. Hopefully, I can be his successor and be up there beside him."

#### Former Texans and Broncos Head Coach Gary Kubiak:

"Congratulations, what a tremendous honor for you and your family. You're a tremendous player and a tremendous person for the Texans. You taught them what a great player was. You taught a young organization what a great player was and what a great teammate was. More importantly, what a great person you were as well. You had tremendous accomplishments throughout your career. You're a Hall of Fame football player and a Hall of Fame person."

#### Former NFL WR and Hall of Famer Michael Irvin:

"His ability raised up other people to make them play great. What made him so difficult for everybody to cover is that he was that pinnacle, the perfect matchup. He was a big receiver that had the speed and he was incredible. Fast enough to get on top of you and beat you with the deep ball, but he was big enough and crafty enough to run every day down routes and beat you that way. He was a matchup nightmare for anybody."

# 80

### DRE IN THE COMMUNITY

Andre Johnson's impact was not just on the field for the Houston Texans. The former wide receiver showcased an unwavering dedication to his adopted community of Houston. Johnson was a well-known community leader and advocate for youth off the field. The same year he was drafted by the Texans in 2003, he founded the Andre Johnson Foundation as a way to give back to the community and showcase the positive lifestyles and contribution of professional athletes. Over his career in Houston, Johnson established programs that make a difference in the lives of youth focusing on children from single-parent homes. Through his foundation, Johnson has donated more than \$400,000 to support programs and organizations that empower those youth.

#### JOHNSON'S COMMUNITY OUTREACH

- Founded the Andre Johnson Foundation in 2003
- Through his foundation, Andre has donated more than \$400,000 to support programs and organizations to empower youth from single-parent homes
- Created a Playbook for Success Program at Bastian Elementary School to educate students on the importance of building leadership qualities and teaches them proper etiquette to prepare for the real world
- Supported the Houston Area Women's Center to help women who are victims of domestic violence
- Hosts an annual football camp
- Provides groceries for families at Thanksgiving
- Provided presents for students at Bastian Elementary School through the Blue Santa program
- Invites children in the care of Child Protective Services to a shopping spree at Toys'R'Us



### RETIRING A TEXAN

The Houston Texans signed WR **Andre Johnson** to a one-day contract that allowed him to retire as a member of the organization after being honored at a press conference on Wednesday, April 19, 2017 at NRG Stadium. The press conference included Chairman and Chief Executive Officer Cal McNair.

Johnson spent the first 12 seasons of his career with the Texans after being drafted third overall in the 2003 NFL Draft out of the University of Miami (Fla.). He is the franchise's all-time leader in nearly every receiving category including career receptions (1,012), receiving yards (13,597), receiving touchdowns (64) and 100-yard games (51). Johnson also holds numerous individual game records for the Texans, including most receptions (14), receiving yards (273) and receiving touchdowns (three) in a game.

Johnson played and started 169 games for the Texans from 2003-14 and led the team in receptions and receiving yards in 10 of those seasons. He set the single-season franchise record for receptions with 115 in 2008 and receiving yards with 1,598 in 2012. Johnson also had a stretch of 133 consecutive games played with a reception (11/6/05 to 12/21/14) and scored 64 career touchdowns with the Texans, second most in franchise history.

# YEAR-BY-YEAR RESULTS

## 2002

Head Coach: Dom Capers

### Preseason (1-4)

Day, Date	W/L	Score	Opponent	H/A/N	Attend.	Venue (Roof Status)	Surface	Temp.	Kickoff Time	Hou. QB	Opp. QB
Mon, 8/5/02	L	17-34	N.Y. Giants	N	22,461	Fawcett Stadium (Canton, OH)	Artificial	74°	8:07 p.m. ET	D. Carr	K. Collins
Sat, 8/10/02	W	13-10	New Orleans	A	67,356	Louisiana Superdome	Artificial	NA	7:07 p.m. CT	D. Carr	A. Brooks
Sat, 8/17/02	L	9-19	Kansas City	A	73,506	Arrowhead Stadium	Grass	74°	7:30 p.m. CT	D. Carr	T. Green
Sat, 8/24/02	L	3-24	Miami	H	69,432	Reliant Stadium (open)	Grass	90°	7:10 p.m. CT	D. Carr	J. Fiedler
Fri, 8/30/02	L	13-17	Tampa Bay	H	68,371	Reliant Stadium (open)	Grass	90°	7:06 p.m. CT	D. Carr	B. Johnson

### Regular Season (4-12 overall; 4th AFC South; 2-6 home; 2-6 away)

Day, Date	W/L	Score	Opponent	H/A/N	Attend.	Venue (Roof Status)	Surface	Temp.	Kickoff Time	Hou. QB	Opp. QB
Sun, 9/8/02	W	19-10	Dallas	H	69,604	Reliant Stadium (closed)	Grass	NA	7:36 p.m. CT	D. Carr	Q. Carter
Sun, 9/15/02	L	3-24	San Diego	A	56,098	Qualcomm Stadium	Grass	74°	1:15 p.m. PT	D. Carr	D. Brees
Sun, 9/22/02	L	3-23	Indianapolis	H	69,204	Reliant Stadium (open)	Grass	81°	12:01 p.m. CT	D. Carr	P. Manning
Sun, 9/29/02	L	17-35	Philadelphia	A	64,867	Veterans Stadium	NeXTurf	64°	1:02 p.m. ET	D. Carr	D. McNabb
Sun, 10/13/02	L	24-31	Buffalo	H	70,120	Reliant Stadium (closed)	Grass	NA	12:02 p.m. CT	D. Carr	D. Bledsoe
Sun, 10/20/02	L	17-34	Cleveland	A	73,248	Cleveland Browns Stadium	Grass	50°	4:05 p.m. ET	D. Carr	T. Couch
Sun, 10/27/02	W	21-19	Jacksonville	A	53,721	ALLTEL Stadium	Grass	78°	4:15 p.m. ET	D. Carr	M. Brunell
Sun, 11/3/02	L	3-38	Cincinnati	H	69,827	Reliant Stadium (closed)	Grass	NA	12:01 p.m. CT	D. Carr	J. Kitna
Sun, 11/10/02	L	10-17	Tennessee	A	68,804	The Coliseum	Grass	76°	12:03 p.m. CT	D. Carr	S. McNair
Sun, 11/17/02	L	21-24	Jacksonville	H	69,711	Reliant Stadium (open)	Grass	66°	12:02 p.m. CT	D. Carr	M. Brunell
Sun, 11/24/02	W	16-14	N.Y. Giants	H	70,054	Reliant Stadium (open)	Grass	78°	3:15 p.m. CT	D. Carr	K. Collins
Sun, 12/1/02	L	3-19	Indianapolis	A	56,820	RCA Dome	Astroturf	NA	4:00 p.m. ET	D. Carr	P. Manning
Sun, 12/8/02	W	24-6	Pittsburgh	A	58,551	Heinz Field	Grass	35°	1:01 p.m. ET	D. Carr	T. Maddox
Sun, 12/15/02	L	19-23	Baltimore	H	70,108	Reliant Stadium (open)	Grass	70°	12:02 p.m. CT	D. Carr	J. Blake
Sun, 12/22/02	L	10-26	Washington	A	70,291	FedEx Field	Grass	54°	1:02 p.m. ET	D. Carr	P. Ramsey
Sun, 12/29/02	L	3-13	Tennessee	H	70,694	Reliant Stadium (open)	Grass	64°	12:03 p.m. CT	D. Carr	S. McNair

## 2003

Head Coach: Dom Capers

### Preseason (0-4)

Day, Date	W/L	Score	Opponent	H/A/N	Attend.	Venue (Roof Status)	Surface	Temp.	Kickoff Time	Hou. QB	Opp. QB
Mon, 8/9/03	L	12-20	Denver	H	70,021	Reliant Stadium (closed)	Grass	NA	7:38 p.m. CT	D. Carr	J. Plummer
Fri, 8/15/03	L	6-34	Dallas	A	60,058	Texas Stadium	Artificial	95°	7:06 p.m. CT	D. Carr	Q. Carter
Sat, 8/23/03	L	17-19	San Diego	H	70,007	Reliant Stadium (open)	Grass	89°	7:30 p.m. CT	D. Carr	D. Brees
Thu, 8/28/03	L	3-34	Tampa Bay	A	64,808	Raymond James Stadium	Grass	82°	8:05 p.m. ET	D. Carr	B. Johnson

### Regular Season (5-11 overall; 4th AFC South; 3-5 home; 2-6 away)

Day, Date	W/L	Score	Opponent	H/A/N	Attend.	Venue (Roof Status)	Surface	Temp.	Kickoff Time	Hou. QB	Opp. QB
Sun, 9/7/03	W	21-20	Miami	A	73,010	Pro Player Stadium	Grass	89°	1:06 p.m. ET	D. Carr	J. Fiedler
Sun, 9/14/03	L	10-31	New Orleans	A	68,390	Louisiana Superdome	Artificial	NA	12:02 p.m. CT	D. Carr	A. Brooks
Sun, 9/21/03	L	14-42	Kansas City	H	70,487	Reliant Stadium (closed)	Grass	NA	12:02 p.m. CT	D. Carr	T. Green
Sun, 9/28/03	W	24-20	Jacksonville	H	70,041	Reliant Stadium (open)	Grass	79°	12:05 p.m. CT	D. Carr	B. Leftwich
Sun, 10/12/03	L	17-38	Tennessee	A	68,809	The Coliseum	Grass	69°	12:03 p.m. CT	D. Carr	S. McNair
Sun, 10/19/03	L	14-19	N.Y. Jets	H	70,623	Reliant Stadium (open)	Grass	79°	3:05 p.m. ET	D. Carr	V. Testaverde
Sun, 10/26/03	L	21-30	Indianapolis	A	56,132	RCA Dome	Artificial	NA	4:15 p.m. ET	D. Carr	P. Manning
Sun, 11/2/03	W	14-10	Carolina	H	70,052	Reliant Stadium (open)	Grass	81°	12:02 p.m. CT	T. Banks	J. Delhomme
Sun, 11/9/03	L	27-34	Cincinnati	A	50,437	Paul Brown Stadium	Grass	43°	1:03 p.m. ET	D. Carr	J. Kitna
Sun, 11/16/03	W	12-10	Buffalo	A	72,677	Ralph Wilson Stadium	AstroPlay	47°	1:01 p.m. ET	D. Carr	D. Bledsoe
Sun, 11/23/03	L(OT)	20-23	New England	H	70,719	Reliant Stadium (closed)	Grass	NA	12:02 p.m. CT	T. Banks	T. Brady
Sun, 11/30/03	W	17-13	Atlanta	H	70,388	Reliant Stadium (open)	Grass	70°	12:03 p.m. CT	T. Banks	D. Johnson
Sun, 12/7/03	L	0-27	Jacksonville	A	43,363	ALLTEL Stadium	Grass	56°	1:02 p.m. ET	D. Ragone	B. Leftwich
Sun, 12/14/03	L	3-16	Tampa Bay	A	65,124	Raymond James Stadium	Grass	67°	1:01 p.m. ET	D. Ragone	B. Johnson
Sun, 12/21/03	L	24-27	Tennessee	H	70,758	Reliant Stadium (open)	Grass	NA	12:03 p.m. CT	D. Carr	S. McNair
Sun, 12/28/03	L	17-20	Indianapolis	H	70,680	Reliant Stadium (closed)	Grass	NA	12:03 p.m. CT	D. Carr	P. Manning



# YEAR-BY-YEAR RESULTS

## 2004

Head Coach: Dom Capers

### Preseason (1-3)

Day, Date	W/L	Score	Opponent	H/A/N	Attend.	Venue (Roof Status)	Surface	Temp.	Kickoff Time	Hou. QB	Opp. QB
Sat, 8/14/04	W	18-0	Dallas	H	70,431	Reliant Stadium (open)	Grass	85°	7:06 p.m. CT	D. Carr	V. Testaverde
Sat, 8/21/04	L	3-38	Pittsburgh	A	56,028	Heinz Field	Artificial	70°	7:35 p.m. ET	D. Carr	T. Maddox
Fri, 8/27/04	L	17-31	Denver	A	71,256	INVESCO Field at Mile High	Grass	54°	7:06 p.m. MT	D. Carr	J. Plummer
Thu, 9/2/04	L	9-17	Tampa Bay	H	70,024	Reliant Stadium (open)	Grass	83°	7:07 p.m. CT	D. Carr	B. Johnson

### Regular Season (7-9 overall; 3rd AFC South; 3-5 home; 4-4 away)

Day, Date	W/L	Score	Opponent	H/A/N	Attend.	Venue (Roof Status)	Surface	Temp.	Kickoff Time	Hou. QB	Opp. QB
Sun, 9/12/04	L	20-27	San Diego	H	70,255	Reliant Stadium (closed)	Grass	NA	12:05 p.m. CT	D. Carr	D. Brees
Sun, 9/19/04	L	16-28	Detroit	A	61,465	Ford Field	Field Turf	68°	1:04 p.m. ET	D. Carr	J. Harrington
Sun, 9/26/04	W	24-21	Kansas City	A	77,433	Arrowhead Stadium	Grass	71°	12:00 p.m. CT	D. Carr	T. Green
Sun, 10/3/04	W	30-17	Oakland	H	70,741	Reliant Stadium (open)	Grass	NA	12:02 p.m. CT	D. Carr	K. Collins
Sun, 10/10/04	L(OT)	28-34	Minnesota	H	70,718	Reliant Stadium (open)	Grass	NA	12:02 p.m. CT	D. Carr	D. Culpepper
Sun, 10/17/04	W	20-10	Tennessee	A	68,932	The Coliseum	Grass	60°	12:02 p.m. CT	D. Carr	S. McNair
Sun, 10/31/04	W	20-6	Jacksonville	H	70,502	Reliant Stadium (open)	Grass	85°	12:02 p.m. CT	D. Carr	B. Leftwich
Sun, 11/7/04	L	13-31	Denver	A	74,292	INVESCO Field at Mile High	Grass	69°	2:15 p.m. MT	D. Carr	J. Plummer
Sun, 11/14/04	L	14-49	Indianapolis	A	56,511	RCA Dome	Artificial	NA	1:00 p.m. ET	D. Carr	P. Manning
Sun, 11/21/04	L	13-16	Green Bay	H	70,769	Reliant Stadium (closed)	Grass	NA	7:35 p.m. CT	D. Carr	B. Favre
Sun, 11/28/04	W	31-21	Tennessee	H	70,721	Reliant Stadium (open)	Grass	66°	12:05 p.m. CT	D. Carr	S. McNair
Sun, 12/5/04	L	7-29	N.Y. Jets	A	77,875	The Meadowlands	FieldTurf	56°	1:03 p.m. ET	D. Carr	C. Pennington
Sun, 12/12/04	L	14-23	Indianapolis	H	70,762	Reliant Stadium (open)	Grass	NA	12:02 p.m. CT	D. Carr	P. Manning
Sun, 12/19/04	W	24-5	Chicago	A	62,122	Soldier Field	Grass	12°	12:02 p.m. CT	D. Carr	C. Hutchinson
Sun, 12/26/04	W	21-0	Jacksonville	A	66,227	ALLTEL Stadium	Grass	40°	1:03 p.m. ET	D. Carr	B. Leftwich
Sun, 1/2/05	L	14-22	Cleveland	H	70,724	Reliant Stadium (closed)	Grass	72°	12:02 p.m. CT	D. Carr	K. Holcomb

## 2005

Head Coach: Dom Capers

### Preseason (1-3)

Day, Date	W/L	Score	Opponent	H/A/N	Attend.	Venue (Roof Status)	Surface	Temp.	Kickoff Time	Hou. QB	Opp. QB
Sat, 8/13/05	L	14-20	Denver	H	70,016	Reliant Stadium (closed)	Grass	NA	7:07 p.m. CT	D. Carr	J. Plummer
Sat, 8/20/05	W	19-17	Oakland	H	70,116	Reliant Stadium (closed)	Grass	NA	7:07 p.m. CT	D. Carr	K. Collins
Sat, 8/27/05	L	9-21	Dallas	A	54,288	Texas Stadium	Artificial	93°	7:00 p.m. CT	D. Carr	D. Bledsoe
Thu, 9/1/05	L	14-38	Tampa Bay	A	63,591	Raymond James Stadium	Grass	84°	7:36 p.m. ET	D. Carr	B. Griese

### Regular Season (2-14 overall; 4th AFC South; 2-6 home; 0-8 away)

Day, Date	W/L	Score	Opponent	H/A/N	Attend.	Venue (Roof Status)	Surface	Temp.	Kickoff Time	Hou. QB	Opp. QB
Sun, 9/11/05	L	7-22	Buffalo	A	71,781	Ralph Wilson Stadium	AstroPlay	76°	1:05 p.m. ET	D. Carr	J. Losman
Sun, 9/18/05	L	7-27	Pittsburgh	H	70,742	Reliant Stadium (open)	Grass	90°	12:02 p.m. CT	D. Carr	B. Roethlisberger
Sun, 10/2/05	L	10-16	Cincinnati	A	65,714	Paul Brown Stadium	FieldTurf	79°	1:02 p.m. ET	D. Carr	C. Palmer
Sun, 10/9/05	L	20-34	Tennessee	H	70,430	Reliant Stadium (closed)	Grass	NA	12:02 p.m. CT	D. Carr	S. McNair
Sun, 10/16/05	L	10-42	Seattle	A	66,196	Qwest Field	FieldTurf	57°	5:38 p.m. PT	D. Carr	M. Hasselbeck
Sun, 10/23/05	L	20-38	Indianapolis	H	70,621	Reliant Stadium (closed)	Grass	NA	12:03 p.m. CT	D. Carr	P. Manning
Sun, 10/30/05	W	19-16	Cleveland	H	70,064	Reliant Stadium (open)	Grass	78°	12:02 p.m. CT	D. Carr	T. Dilfer
Sun, 11/6/05	L	14-21	Jacksonville	A	64,613	ALLTEL Stadium	Grass	79°	1:01 p.m. ET	D. Carr	B. Leftwich
Sun, 11/13/05	L	17-31	Indianapolis	A	57,209	RCA Dome	Artificial	NA	1:03 p.m. ET	D. Carr	P. Manning
Sun, 11/20/05	L	17-45	Kansas City	H	70,481	Reliant Stadium (open)	Grass	58°	7:37 p.m. CT	D. Carr	T. Green
Sun, 11/27/05	L(OT)	27-33	St. Louis	H	70,010	Reliant Stadium (open)	Grass	NA	12:03 p.m. CT	D. Carr	J. Martin
Sun, 12/4/05	L	15-16	Baltimore	A	69,909	M&T Bank Stadium	Momentum	47°	1:02 p.m. ET	D. Carr	K. Boller
Sun, 12/11/05	L	10-13	Tennessee	A	69,149	The Coliseum	Grass	43°	12:03 p.m. CT	D. Carr	S. McNair
Sun, 12/18/05	W	30-19	Arizona	H	70,024	Reliant Stadium (closed)	Grass	NA	12:02 p.m. CT	D. Carr	K. Warner
Sat, 12/24/05	L	20-38	Jacksonville	H	70,025	Reliant Stadium (open)	Grass	65°	12:03 p.m. CT	D. Carr	D. Garrard
Sun, 1/1/06	L(OT)	17-20	San Francisco	A	67,970	Monster Park	Grass	56°	1:05 p.m. PT	D. Carr	A. Smith

# YEAR-BY-YEAR RESULTS

## 2006

Head Coach: Gary Kubiak

### Preseason (3-1)

Day, Date	W/L	Score	Opponent	H/A/N	Attend.	Venue (Roof Status)	Surface	Temp.	Kickoff Time	Hou. QB	Opp. QB
Sat, 8/12/06	W	24-14	Kansas City	H	70,016	Reliant Stadium (closed)	Grass	NA	7:07 p.m. CT	D. Carr	T. Green
Sat, 8/19/06	W	27-20	St. Louis	A	65,391	Edward Jones Dome	Artificial	NA	7:00 p.m. CT	D. Carr	M. Bulger
Sat, 8/27/06	L	14-17	Denver	A	73,689	INVESCO Field at Mile High	Grass	70°	6:04 p.m. MT	D. Carr	J. Plummer
Thu, 8/31/06	W	16-13	Tampa Bay	H	70,037	Reliant Stadium (closed)	Grass	NA	7:07 p.m. CT	S. Rosenfels	C. Simms

### Regular Season (6-10 overall; 4th AFC South; 4-4 home; 2-6 away)

Day, Date	W/L	Score	Opponent	H/A/N	Attend.	Venue (Roof Status)	Surface	Temp.	Kickoff Time	Hou. QB	Opp. QB
Sun, 9/10/06	L	10-24	Philadelphia	H	70,180	Reliant Stadium (closed)	Grass	NA	12:02 p.m. CT	D. Carr	D. McNabb
Sun, 9/17/06	L	24-43	Indianapolis	A	56,614	RCA Dome	FieldTurf	NA	1:03 p.m. ET	D. Carr	P. Manning
Sun, 9/24/06	L	15-31	Washington	H	70,069	Reliant Stadium (closed)	Grass	NA	12:03 p.m. CT	D. Carr	M. Brunell
Sun, 10/1/06	W	17-15	Miami	H	70,071	Reliant Stadium (closed)	Grass	NA	12:02 p.m. CT	D. Carr	D. Culpepper
Sun, 10/15/06	L	6-34	Dallas	A	63,186	Texas Stadium	Sportfield Turf	66°	12:02 p.m. CT	D. Carr	D. Bledsoe
Sun, 10/22/06	W	27-7	Jacksonville	H	70,035	Reliant Stadium (open)	Grass	NA	12:03 p.m. CT	D. Carr	B. Leftwich
Sun, 10/29/06	L	22-28	Tennessee	A	69,143	LP Field	Grass	72°	12:02 p.m. CT	D. Carr	V. Young
Sun, 11/5/06	L	10-14	N.Y. Giants	A	78,485	Giants Stadium	FieldTurf	46°	1:02 p.m. ET	D. Carr	E. Manning
Sun, 11/12/06	W	13-10	Jacksonville	A	65,918	ALLTEL Stadium	Grass	56°	1:03 p.m. ET	D. Carr	D. Garrard
Sun, 11/19/06	L	21-24	Buffalo	H	70,125	Reliant Stadium (open)	Grass	61°	12:03 p.m. CT	D. Carr	J. Losman
Sun, 11/26/06	L	11-26	N.Y. Jets	A	76,596	The Meadowlands	FieldTurf	56°	1:02 p.m. ET	D. Carr	C. Pennington
Sun, 12/3/06	W	23-14	Oakland	A	46,276	McAfee Coliseum	Grass	56°	1:05 p.m. PT	D. Carr	A. Brooks
Sun, 12/10/06	L(OT)	20-26	Tennessee	H	70,760	Reliant Stadium (closed)	Grass	NA	12:02 p.m. CT	D. Carr	V. Young
Sun, 12/17/06	L	7-40	New England	A	68,756	Gillette Stadium	Grass	52°	1:02 p.m. ET	D. Carr	T. Brady
Sun, 12/24/06	W	27-24	Indianapolis	H	70,132	Reliant Stadium (closed)	Grass	NA	12:03 p.m. CT	D. Carr	P. Manning
Sun, 12/31/06	W	14-6	Cleveland	H	70,097	Reliant Stadium (open)	Grass	NA	12:02 p.m. CT	D. Carr	C. Frye

## 2007

Head Coach: Gary Kubiak

### Preseason (2-2)

Day, Date	W/L	Score	Opponent	H/A/N	Attend.	Venue (Roof Status)	Surface	Temp.	Kickoff Time	Hou. QB	Opp. QB
Sat, 8/11/07	L	19-20	Chicago	H	70,060	Reliant Stadium (closed)	Grass	NA	7:08 p.m. CT	M. Schaub	R. Grossman
Sat, 8/18/07	W	33-20	Arizona	A	64,405	Univ. of Phoenix (closed)	Grass	NA	1:05 p.m. MT	M. Schaub	M. Leinart
Sat, 8/25/07	W	28-16	Dallas	H	70,516	Reliant Stadium (closed)	Grass	NA	7:08 p.m. CT	M. Schaub	T. Romo
Thu, 8/30/07	L	24-31	Tampa Bay	A	64,321	Raymond James Stadium	Grass	90°	8:08 p.m. ET	S. Rosenfels	L. McCown

### Regular Season (8-8 overall; 4th AFC South; 6-2 home; 2-6 away)

Day, Date	W/L	Score	Opponent	H/A/N	Attend.	Venue (Roof Status)	Surface	Temp.	Kickoff Time	Hou. QB	Opp. QB
Sun, 9/9/07	W	20-3	Kansas City	H	70,080	Reliant Stadium (closed)	Grass	NA	12:05 p.m. CT	M. Schaub	D. Huard
Sun, 9/16/07	W	34-21	Carolina	A	73,665	Bank of America Stadium	Grass	74°	1:02 p.m. ET	M. Schaub	J. Delhomme
Sun, 9/23/07	L	24-30	Indianapolis	H	70,132	Reliant Stadium (closed)	Grass	NA	12:03 p.m. CT	M. Schaub	P. Manning
Sun, 9/30/07	L	16-26	Atlanta	A	69,312	The Georgia Dome	Field Turf	NA	1:02 p.m. ET	M. Schaub	J. Harrington
Sun, 10/7/07	W	22-19	Miami	H	70,156	Reliant Stadium (closed)	Grass	NA	12:02 p.m. CT	M. Schaub	T. Green
Sun, 10/14/07	L	17-37	Jacksonville	A	63,715	Jacksonville Municipal Stad.	Grass	81°	1:03 p.m. ET	M. Schaub	D. Garrard
Sun, 10/21/07	L	36-38	Tennessee	H	70,734	Reliant Stadium (closed)	Grass	NA	12:02 p.m. CT	M. Schaub	K. Collins
Sun, 10/28/07	L	10-35	San Diego	A	60,439	Qualcomm Stadium	Grass	78°	1:05 p.m. PT	M. Schaub	P. Rivers
Sun, 11/4/07	W	24-17	Oakland	A	49,603	McAfee Coliseum	Grass	70°	1:15 p.m. PT	S. Rosenfels	J. McCown
Sun, 11/18/07	W	23-10	New Orleans	H	70,780	Reliant Stadium (closed)	Grass	NA	12:02 p.m. CT	M. Schaub	D. Brees
Sun, 11/25/07	L	17-27	Cleveland	A	72,730	Cleveland Browns Stadium	Grass	41°	1:03 p.m. ET	M. Schaub	D. Anderson
Sun, 12/2/07	L	22-28	Tennessee	A	69,143	LP Field	Grass	61°	12:02 p.m. CT	M. Schaub	V. Young
Sun, 12/9/07	W	28-14	Tampa Bay	H	70,237	Reliant Stadium (closed)	Grass	NA	12:01 p.m. CT	S. Rosenfels	J. McCown
Thu, 12/13/07	W	31-13	Denver	H	70,747	Reliant Stadium (open)	Grass	59°	7:15 p.m. CT	S. Rosenfels	J. Cutler
Sun, 12/23/07	L	15-38	Indianapolis	A	57,262	RCA Dome	FieldTurf	NA	1:02 p.m. ET	S. Rosenfels	P. Manning
Sun, 12/30/07	W	42-28	Jacksonville	H	70,660	Reliant Stadium (open)	Grass	NA	12:02 p.m. CT	S. Rosenfels	Q. Gray

# YEAR-BY-YEAR RESULTS

## 2008

Head Coach: Gary Kubiak

### Preseason (2-2)

Day, Date	W/L	Score	Opponent	H/A/N	Attend.	Venue (Roof Status)	Surface	Temp.	Kickoff Time	Hou. QB	Opp. QB
Sat, 8/9/08	W	19-16	Denver	H	70,020	Reliant Stadium (closed)	Grass	NA	7:07 p.m. CT	M. Schaub	J. Cutler
Sat, 8/16/08	W	31-27	New Orleans	A	64,405	Louisiana Superdome	Momentum	NA	7:06 p.m. CT	M. Schaub	D. Brees
Sat, 8/22/08	L	22-23	Dallas	A	60,795	Texas Stadium	Artificial	94°	7:05 p.m. CT	M. Schaub	T. Romo
Thu, 8/28/08	L	6-16	Tampa Bay	H	70,011	Reliant Stadium (closed)	Grass	NA	7:07 p.m. CT	S. Rosenfels	L. McCown

### Regular Season (8-8 overall; 3rd AFC South; 6-2 home; 2-6 away)

Day, Date	W/L	Score	Opponent	H/A/N	Attend.	Venue (Roof Status)	Surface	Temp.	Kickoff Time	Hou. QB	Opp. QB
Sun, 9/7/08	L	17-38	Pittsburgh	A	64,001	Heinz Field	Grassmaster	72°	1:02 p.m. ET	M. Schaub	B. Roethlisberger
Sun, 9/21/08	L	12-31	Tennessee	A	69,143	LP Field	Grass	80°	12:02 p.m. CT	M. Schaub	K. Collins
Sun, 9/28/08	L(OT)	27-30	Jacksonville	A	64,061	Jacksonville Municipal Stad.	Grass	82°	1:02 p.m. ET	M. Schaub	D. Garrard
Sun, 10/5/08	L	27-31	Indianapolis	H	70,118	Reliant Stadium (open)	Grass	82°	12:02 p.m. CT	S. Rosenfels	P. Manning
Sun, 10/12/08	W	29-28	Miami	H	70,023	Reliant Stadium (open)	Grass	79°	12:02 p.m. CT	M. Schaub	C. Pennington
Sun, 10/19/08	W	28-21	Detroit	H	70,081	Reliant Stadium (open)	Grass	77°	3:05 p.m. CT	M. Schaub	D. Orlovsky
Sun, 10/26/08	W	35-6	Cincinnati	H	70,112	Reliant Stadium (open)	Grass	82°	2:47 p.m. CT	M. Schaub	R. Fitzpatrick
Sun, 11/2/08	L	21-28	Minnesota	A	62,839	Metrodome	FieldTurf	NA	12:05 p.m. CT	M. Schaub	G. Frerotte
Sun, 11/9/08	L	13-41	Baltimore	H	70,552	Reliant Stadium (open)	Grass	69°	12:02 p.m. CT	S. Rosenfels	J. Flacco
Sun, 11/16/08	L	27-33	Indianapolis	A	66,201	Lucas Oil Stadium (closed)	FieldTurf	NA	1:02 p.m. ET	S. Rosenfels	P. Manning
Sun, 11/23/08	W	16-6	Cleveland	A	72,077	Cleveland Browns Stadium	Grass	30°	1:03 p.m. ET	S. Rosenfels	B. Quinn
Mon, 12/1/08	W	30-17	Jacksonville	H	70,809	Reliant Stadium (open)	Grass	53°	7:40 p.m. CT	S. Rosenfels	D. Garrard
Sun, 12/7/08	W	24-21	Green Bay	A	70,245	Lambeau Field	Grassmaster	3°	12:02 p.m. CT	M. Schaub	A. Rodgers
Sun, 12/14/08	W	13-12	Tennessee	H	70,831	Reliant Stadium (open)	Grass	72°	12:05 p.m. CT	M. Schaub	K. Collins
Sun, 12/21/08	L	16-27	Oakland	A	43,687	OAK-Alameda County Coli.	Grass	48°	1:05 p.m. PT	M. Schaub	J. Russell
Sun, 12/28/08	W	31-24	Chicago	H	70,838	Reliant Stadium (open)	Grass	46°	12:03 p.m. CT	M. Schaub	K. Orton

## 2009

Head Coach: Gary Kubiak

### Preseason (2-2)

Day, Date	W/L	Score	Opponent	H/A/N	Attend.	Venue (Roof Status)	Surface	Temp.	Kickoff Time	Hou. QB	Opp. QB
Sat, 8/15/09	W	16-10	Kansas City	A	64,781	Arrowhead Stadium	Grass	78°	7:00 p.m. CT	M. Schaub	M. Cassel
Sat, 8/22/09	L	14-38	New Orleans	H	70,107	Reliant Stadium (closed)	Grass	NA	7:09 p.m. CT	M. Schaub	D. Brees
Mon, 8/31/09	L	10-17	Minnesota	H	70,191	Reliant Stadium (closed)	Grass	NA	7:06 p.m. CT	M. Schaub	B. Favre
Fri, 9/4/09	W	27-20	Tampa Bay	A	63,831	Raymond James Stadium	Grass	88°	7:07 p.m. ET	D. Orlovsky	J. Freeman

### Regular Season (9-7 overall; 2nd AFC South; 4-4 home; 5-3 away)

Day, Date	W/L	Score	Opponent	H/A/N	Attend.	Venue (Roof Status)	Surface	Temp.	Kickoff Time	Hou. QB	Opp. QB
Sun, 9/13/09	L	7-24	N.Y. Jets	H	70,118	Reliant Stadium (closed)	Grass	NA	12:03 p.m. CT	M. Schaub	M. Sanchez
Sun, 9/20/09	W	34-31	Tennessee	A	69,143	LP Field	Grass	77°	12:03 p.m. CT	M. Schaub	K. Collins
Sun, 9/27/09	L	24-34	Jacksonville	H	70,083	Reliant Stadium (closed)	Grass	85°	12:03 p.m. CT	M. Schaub	D. Garrard
Sun, 10/4/09	W	29-6	Oakland	H	70,291	Reliant Stadium (closed)	Grass	NA	12:02 p.m. CT	M. Schaub	J. Russell
Sun, 10/11/09	L	21-28	Arizona	A	61,819	Univ. of Phoenix (closed)	Grass	NA	1:15 p.m. MT	M. Schaub	K. Warner
Sun, 10/18/09	W	28-17	Cincinnati	A	64,019	Paul Brown Stadium	FieldTurf	49°	1:02 p.m. ET	M. Schaub	C. Palmer
Sun, 10/25/09	W	24-21	San Francisco	H	70,820	Reliant Stadium (open)	Grass	74°	12:04 p.m. CT	M. Schaub	S. Hille
Sun, 11/1/09	W	31-10	Buffalo	A	69,790	Ralph Wilson Stadium	AstroPlay	49°	1:02 p.m. ET	M. Schaub	R. Fitzpatrick
Sun, 11/8/09	L	17-20	Indianapolis	A	66,033	Lucas Oil Stadium (open)	FieldTurf	69°	1:02 p.m. ET	M. Schaub	P. Manning
Mon, 11/23/09	L	17-20	Tennessee	H	71,153	Reliant Stadium (open)	Grass	NA	12:05 p.m. CT	M. Schaub	V. Young
Sun, 11/29/09	L	27-35	Indianapolis	H	70,990	Reliant Stadium (open)	Grass	NA	12:02 p.m. CT	M. Schaub	P. Manning
Sun, 12/6/09	L	18-23	Jacksonville	A	42,079	Jacksonville Municipal Stad.	Grass	54°	1:03 p.m. ET	M. Schaub	D. Garrard
Sun, 12/13/09	W	34-7	Seattle	H	70,380	Reliant Stadium (closed)	Grass	NA	12:02 p.m. CT	M. Schaub	M. Hasselbeck
Sun, 12/20/09	W	16-13	St. Louis	A	46,256	Edward Jones Dome	FieldTurf	NA	12:00 p.m. CT	M. Schaub	K. Null
Sun, 12/27/09	W	27-20	Miami	A	65,847	Land Shark Stadium	Grass	75°	1:02 p.m. ET	M. Schaub	C. Henne
Sun, 1/3/10	W	34-27	New England	H	71,029	Reliant Stadium (closed)	Grass	NA	12:02 p.m. CT	M. Schaub	T. Brady



# YEAR-BY-YEAR RESULTS

## 2010

Head Coach: Gary Kubiak

### Preseason (1-3)

Day, Date	W/L	Score	Opponent	H/A/N	Attend.	Venue (Roof Status)	Surface	Temp.	Kickoff Time	Hou. QB	Opp. QB
Sat, 8/14/10	L	16-19	Arizona	A	61,489	Univ. of Phoenix (closed)	Grass	NA	5:07 p.m. MT	M. Schaub	M. Leinart
Sat, 8/21/10	L	20-38	New Orleans	A	70,025	Louisiana Superdome	Momentum	NA	7:07 p.m. CT	M. Schaub	D. Brees
Sat, 8/28/10	W	23-7	Dallas	H	70,725	Reliant Stadium (closed)	Grass	NA	7:05 p.m. CT	M. Schaub	T. Romo
Thu, 9/2/10	L	17-24	Tampa Bay	H	70,035	Reliant Stadium (closed)	Grass	NA	7:07 p.m. ET	D. Orlovsky	R. Carpenter

### Regular Season (6-10 overall; 3rd AFC South; 4-4 home; 2-6 away)

Day, Date	W/L	Score	Opponent	H/A/N	Attend.	Venue (Roof Status)	Surface	Temp.	Kickoff Time	Hou. QB	Opp. QB
Sun, 9/12/10	W	34-24	Indianapolis	H	70,974	Reliant Stadium (closed)	Grass	NA	12:02 p.m. CT	M. Schaub	P. Manning
Sun, 9/19/10	W(OT)	30-27	Washington	A	88,240	FedEx Field	Grass	85°	4:15 p.m. ET	M. Schaub	D. McNabb
Sun, 9/26/10	L	13-27	Dallas	H	71,456	Reliant Stadium (closed)	Grass	NA	12:02 p.m. CT	M. Schaub	T. Romo
Sun, 10/3/10	W	31-24	Oakland	A	32,218	OAK-Alameda County Col.	Grass	71°	1:05 p.m. PT	M. Schaub	B. Gradkowski
Sun, 10/10/10	L	10-34	N.Y. Giants	H	71,110	Reliant Stadium (closed)	Grass	NA	12:03 p.m. CT	M. Schaub	E. Manning
Sun, 10/17/10	W	35-31	Kansas City	H	70,926	Reliant Stadium (open)	Grass	78°	12:03 p.m. ET	M. Schaub	M. Cassel
Mon, 11/1/10	L	17-30	Indianapolis	A	66,363	Lucas Oil Stadium (closed)	FieldTurf	NA	8:41 p.m. ET	M. Schaub	P. Manning
Sun, 11/7/10	L	23-29	San Diego	H	70,886	Reliant Stadium (open)	Grass	63°	12:02 p.m. CT	M. Schaub	P. Rivers
Sun, 11/14/10	L	24-31	Jacksonville	A	63,340	EverBank Field	Grass	70°	1:04 p.m. ET	M. Schaub	D. Garrard
Sun, 11/21/10	L	27-30	N.Y. Jets	A	78,843	New Meadowlands Stadium	FieldTurf	46°	1:03 p.m. ET	M. Schaub	M. Sanchez
Sun, 11/28/10	W	20-0	Tennessee	H	70,855	Reliant Stadium (closed)	Grass	NA	12:02 p.m. CT	M. Schaub	R. Smith
Thu, 12/2/10	L	24-34	Philadelphia	A	69,144	Lincoln Financial Field	Grass	36°	8:30 p.m. ET	M. Schaub	M. Vick
Mon, 12/13/10	L(OT)	28-34	Baltimore	H	71,413	Reliant Stadium (closed)	Grass	NA	12:02 p.m. CT	M. Schaub	J. Flacco
Sun, 12/19/10	L	17-31	Tennessee	A	69,143	LP Field	Grass	36°	12:02 p.m. CT	M. Schaub	K. Collins
Sun, 12/26/10	L	23-24	Denver	A	73,691	INVESCO Field at Mile High	Grass	50°	2:06 p.m. MT	M. Schaub	T. Tebow
Sun, 1/2/11	W	34-17	Jacksonville	H	71,023	Reliant Stadium (open)	Grass	60°	3:15 p.m. CT	M. Schaub	T. Edwards

## 2011

Head Coach: Gary Kubiak

### Preseason (3-1)

Day, Date	W/L	Score	Opponent	H/A/N	Attend.	Venue (Roof Status)	Surface	Temp.	Kickoff Time	Hou. QB	Opp. QB
Mon, 8/15/11	W	20-16	N.Y. Jets	H	70,511	Reliant Stadium (closed)	Grass	NA	7:05 p.m. CT	M. Schaub	M. Sanchez
Sat, 8/20/11	W	27-14	New Orleans	H	70,828	Reliant Stadium (closed)	Grass	NA	7:06 p.m. CT	M. Schaub	D. Brees
Sat, 8/27/11	W	30-7	San Francisco	A	69,732	Candlestick Park	Grass	68°	5:05 p.m. PT	M. Schaub	A. Smith
Thu, 9/1/11	L	0-28	Minnesota	A	62,148	Mall of America at HHH	Series S5M	NA	7:07 p.m. ET	M. Leinart	C. Ponder

### Regular Season (10-6 overall; 1st AFC South; 5-3 home; 5-3 away)

Day, Date	W/L	Score	Opponent	H/A/N	Attend.	Venue (Roof Status)	Surface	Temp.	Kickoff Time	Hou. QB	Opp. QB
Sun, 9/11/11	W	34-7	Indianapolis	H	71,444	Reliant Stadium (closed)	Grass	NA	12:05 p.m. CT	M. Schaub	K. Collins
Sun, 9/18/11	W	23-13	Miami	A	51,032	Sun Life Stadium	Grass	87°	4:15 p.m. ET	M. Schaub	C. Henne
Sun, 9/25/11	L	33-40	New Orleans	A	73,002	Louisiana Superdome	Series S5M	NA	12:02 p.m. CT	M. Schaub	D. Brees
Sun, 10/2/11	W	17-10	Pittsburgh	H	71,585	Reliant Stadium (closed)	Grass	NA	12:03 p.m. CT	M. Schaub	B. Roethlisberger
Sun, 10/9/11	L	20-25	Oakland	H	71,420	Reliant Stadium (closed)	Grass	NA	12:02 p.m. CT	M. Schaub	J. Campbell
Sun, 10/16/11	L	14-29	Baltimore	A	71,154	M&T Bank Stadium	SportExe	72°	4:06 p.m. ET	M. Schaub	J. Flacco
Sun, 10/23/11	W	41-7	Tennessee	A	69,143	LP Field	Grass	72°	12:02 p.m. CT	M. Schaub	M. Hasselbeck
Sun, 10/30/11	W	24-14	Jacksonville	H	71,412	Reliant Stadium (open)	Grass	68°	12:02 p.m. CT	M. Schaub	B. Gabbert
Sun, 11/6/11	W	30-12	Cleveland	H	71,511	Reliant Stadium (closed)	Grass	NA	12:03 p.m. CT	M. Schaub	C. McCoy
Sun, 11/13/11	W	37-9	Tampa Bay	A	56,037	Raymond James Stadium	Grass	77°	1:02 p.m. ET	M. Schaub	J. Freeman
Sun, 11/27/11	W	20-13	Jacksonville	A	62,004	EverBank Field	Grass	75°	1:03 p.m. ET	M. Leinart	B. Gabbert
Sun, 12/4/11	W	17-10	Atlanta	H	71,545	Reliant Stadium (closed)	Grass	NA	12:03 p.m. ET	T. Yates	M. Ryan
Sun, 12/11/11	W	20-19	Cincinnati	A	41,202	Paul Brown Stadium	FieldTurf	34°	1:02 p.m. ET	T. Yates	A. Dalton
Sun, 12/18/11	L	13-28	Carolina	H	71,540	Reliant Stadium (closed)	Grass	NA	12:03 p.m. CT	T. Yates	C. Newton
Thu, 12/22/11	L	16-19	Indianapolis	A	64,159	Lucas Oil Stadium (closed)	Artificial	NA	8:29 p.m. ET	T. Yates	D. Orlovsky
Sun, 1/1/12	L	22-23	Tennessee	H	71,512	Reliant Stadium (closed)	Grass	NA	12:02 p.m. CT	T. Yates	M. Hasselbeck



# YEAR-BY-YEAR RESULTS

## 2011 (cont.)

Postseason (1-1 overall; AFC Divisional; 1-0 home; 0-1 away)

Day, Date	W/L	Score	Opponent	H/A/N	Attend.	Venue (Roof Status)	Surface	Temp.	Kickoff Time	Hou. QB	Opp. QB
*Sat, 1/7/12	W	31-10	Cincinnati	H	71,725	Reliant Stadium (closed)	Grass	NA	3:35 p.m. CT	T. Yates	A. Dalton
#Sun, 1/15/12	L	13-20	Baltimore	A	71,547	M&T Bank Stadium	SportExe	31°	1:05 p.m. ET	T. Yates	J. Flacco

\* - AFC Wild Card; # - AFC Divisional

## 2012

Head Coach: Gary Kubiak

Preseason (3-1)

Day, Date	W/L	Score	Opponent	H/A/N	Attend.	Venue (Roof Status)	Surface	Temp.	Kickoff Time	Hou. QB	Opp. QB
Sat, 8/11/12	W	26-13	Carolina	A	69,002	Bank of America Stadium	Grass	78°	7:04 p.m. ET	M. Schaub	C. Newton
Sat, 8/18/12	W	20-9	San Francisco	H	71,196	Reliant Stadium (closed)	Grass	NA	7:07 p.m. CT	M. Schaub	A. Smith
Sat, 8/25/12	L	27-34	New Orleans	A	72,082	Mercedes-Benz Superdome	Series S5M	NA	7:06 p.m. CT	M. Schaub	D. Brees
Thu, 8/30/12	W	28-24	Minnesota	H	71,116	Reliant Stadium (closed)	Grass	NA	6:07 p.m. CT	J. Beck	J. Webb

Regular Season (12-4 overall; 1st AFC South; 6-2 home; 6-2 away)

Day, Date	W/L	Score	Opponent	H/A/N	Attend.	Venue (Roof Status)	Surface	Temp.	Kickoff Time	Hou. QB	Opp. QB
Sun, 9/9/12	W	30-10	Miami	H	71,566	Reliant Stadium (closed)	Grass	NA	12:03 p.m. CT	M. Schaub	R. Tannehill
Sun, 9/16/12	W	27-7	Jacksonville	A	62,907	EverBank Field	Grass	83°	1:03 p.m. ET	M. Schaub	B. Gabbert
Sun, 9/23/12	W	31-25	Denver	A	76,566	Sports Authority at Mile High	Grass	84°	2:25 p.m. MT	M. Schaub	P. Manning
Sun, 9/30/12	W	38-14	Tennessee	H	71,581	Reliant Stadium (closed)	Grass	NA	12:03 p.m. CT	M. Schaub	J. Locker
Mon, 10/8/12	W	23-17	N.Y. Jets	A	79,088	MetLife Stadium	FieldTurf	52°	8:40 p.m. ET	M. Schaub	M. Sanchez
Sun, 10/14/12	L	24-42	Green Bay	H	71,702	Reliant Stadium (closed)	Grass	NA	7:30 p.m. CT	M. Schaub	A. Rodgers
Sun, 10/21/12	W	43-13	Baltimore	H	71,708	Reliant Stadium (closed)	Grass	NA	12:02 p.m. CT	M. Schaub	J. Flacco
Sun, 11/4/12	W	21-9	Buffalo	H	71,698	Reliant Stadium (closed)	Grass	NA	12:02 p.m. CT	M. Schaub	R. Fitzpatrick
Sun, 11/11/12	W	13-6	Chicago	A	62,410	Soldier Field	Grass	54°	7:31 p.m. CT	M. Schaub	J. Cutler
Sun, 11/18/12	W(OT)	43-37	Jacksonville	H	71,676	Reliant Stadium (closed)	Grass	NA	12:03 p.m. CT	M. Schaub	B. Gabbert
Thu, 11/22/12	W(OT)	34-31	Detroit	A	64,827	Ford Field	Field Turf	NA	12:39 p.m. ET	M. Schaub	M. Stafford
Sun, 12/2/12	W	24-10	Tennessee	A	69,143	LP Field	Grass	66°	12:02 p.m. CT	M. Schaub	J. Locker
Mon, 12/10/12	L	14-42	New England	A	68,756	Gillette Stadium	Field Turf	59°	8:40 p.m. ET	M. Schaub	T. Brady
Sun, 12/16/12	W	29-17	Indianapolis	H	71,702	Reliant Stadium (closed)	Grass	NA	12:02 p.m. CT	M. Schaub	A. Luck
Sun, 12/23/12	L	6-23	Minnesota	H	71,688	Reliant Stadium (closed)	Grass	NA	12:03 p.m. CT	M. Schaub	C. Ponder
Sun, 12/30/12	L	16-28	Indianapolis	A	66,957	Lucas Oil Stadium (closed)	Artificial	NA	1:02 p.m. ET	M. Schaub	A. Luck

Postseason (1-1 overall; AFC Divisional; 1-0 home; 0-1 away)

Day, Date	W/L	Score	Opponent	H/A/N	Attend.	Venue (Roof Status)	Surface	Temp.	Kickoff Time	Hou. QB	Opp. QB
*Sat, 1/5/13	W	19-13	Cincinnati	H	71,738	Reliant Stadium (closed)	Grass	NA	3:35 p.m. CT	M. Schaub	A. Dalton
#Sun, 1/13/13	L	28-41	New England	A	68,756	Gillette Stadium	Field Turf	51°	4:40 p.m. ET	M. Schaub	T. Brady

\* - AFC Wild Card; # - AFC Divisional



RB Arian Foster's (left) touchdown and K Shayne Graham's (right) franchise postseason-record four field goals lifted the Texans to a 19-13 win over the Cincinnati Bengals in the AFC Wild Card game on Jan. 5, 2013.

# YEAR-BY-YEAR RESULTS

## 2013

Head Coach: Gary Kubiak

### Preseason (3-1)

Day, Date	W/L	Score	Opponent	H/A/N	Attend.	Venue (Roof Status)	Surface	Temp.	Kickoff Time	Hou. QB	Opp. QB
Fri, 8/9/13	W	27-13	Minnesota	A	62,306	Mall of America at HHH	Series S5M	NA	7:00 p.m. CT	M. Schaub	C. Ponder
Sat, 8/17/13	W	24-17	Miami	H	71,141	Reliant Stadium (closed)	Grass	NA	7:07 p.m. CT	M. Schaub	R. Tannehill
Sun, 8/25/13	L	23-31	New Orleans	H	71,611	Reliant Stadium (closed)	Grass	NA	3:10 p.m. CT	M. Schaub	D. Brees
Thu, 8/29/13	W	24-6	Dallas	A	76,856	AT&T Stadium	FieldTurf	NA	7:07 p.m. CT	C. Keenum	K. Orton

### Regular Season (2-14 overall; 4th AFC South; 1-7 home; 1-7 away)

Day, Date	W/L	Score	Opponent	H/A/N	Attend.	Venue (Roof Status)	Surface	Temp.	Kickoff Time	Hou. QB	Opp. QB
Mon, 9/9/13	W	31-28	San Diego	A	59,522	Qualcomm Stadium	Grass	70°	7:25 p.m. PT	M. Schaub	P. Rivers
Sun, 9/15/13	W(OT)	30-24	Tennessee	H	71,718	Reliant Stadium (closed)	Grass	NA	12:03 p.m. CT	M. Schaub	J. Locker
Sun, 9/22/13	L	9-30	Baltimore	A	71,168	M&T Bank Stadium	SportExe	73°	1:03 p.m. ET	M. Schaub	J. Flacco
Sun, 9/29/13	L(OT)	20-23	Seattle	H	71,756	Reliant Stadium (closed)	Grass	NA	12:03 p.m. CT	M. Schaub	R. Wilson
Sun, 10/6/13	L	3-34	San Francisco	A	69,732	Candlestick Park	Grass	76°	5:34 p.m. PT	M. Schaub	C. Kaepernick
Sun, 10/13/13	L	13-38	St. Louis	H	71,104	Reliant Stadium (closed)	Grass	NA	12:03 p.m. CT	M. Schaub	S. Bradford
Sun, 10/20/13	L	16-17	Kansas City	A	74,118	Arrowhead Stadium	Grass	70°	3:26 p.m. CT	C. Keenum	A. Smith
Sun, 11/3/13	L	24-27	Indianapolis	H	71,778	Reliant Stadium (open)	Grass	60°	7:30 p.m. CT	C. Keenum	A. Luck
Sun, 11/10/13	L	24-27	Arizona	A	60,845	Univ. of Phoenix Stadium	Grass	NA	2:25 p.m. MT	C. Keenum	C. Palmer
Sun, 11/17/13	L	23-28	Oakland	H	71,726	Reliant Stadium (closed)	Grass	NA	12:03 p.m. CT	C. Keenum	M. McGloin
Sun, 11/24/13	L	6-13	Jacksonville	H	71,659	Reliant Stadium (closed)	Grass	NA	12:03 p.m. CT	C. Keenum	C. Henne
Sun, 12/1/13	L	31-34	New England	H	71,769	Reliant Stadium (open)	Grass	64°	12:02 p.m. CT	C. Keenum	T. Brady
Thu, 12/5/13	L	20-27	Jacksonville	A	60,414	EverBank Field	Grass	72°	8:29 p.m. ET	C. Keenum	C. Henne
Sun, 12/15/13	L	3-25	Indianapolis	A	65,470	Lucas Oil Stadium (closed)	FieldTurf	NA	1:02 p.m. ET	C. Keenum	A. Luck
Sun, 12/22/13	L	13-37	Denver	H	71,761	Reliant Stadium (open)	Grass	58°	12:02 p.m. CT	M. Schaub	P. Manning
Sun, 12/29/13	L	10-16	Tennessee	A	69,143	LP Field	Grass	53°	12:02 p.m. CT	M. Schaub	R. Fitzpatrick

## 2014

Head Coach: Bill O'Brien

### Preseason (2-2)

Day, Date	W/L	Score	Opponent	H/A/N	Attend.	Venue (Roof Status)	Surface	Temp.	Kickoff Time	Hou. QB	Opp. QB
Sat, 8/9/14	L	0-32	Arizona	A	60,540	Univ. of Phoenix Stadium	Grass	NA	5:37 p.m. MT	R. Fitzpatrick	C. Palmer
Sat, 8/16/14	W	32-7	Atlanta	H	71,644	NRG Stadium (closed)	Grass	NA	7:07 p.m. CT	R. Fitzpatrick	M. Ryan
Sat, 8/23/14	W	18-17	Denver	A	75,093	Sports Authority Field	Grass	75°	7:07 p.m. MT	R. Fitzpatrick	P. Manning
Thu, 8/28/14	L	13-40	San Francisco	H	71,408	NRG Stadium (closed)	Grass	NA	7:07 p.m. CT	C. Keenum	B. Gabbert

### Regular Season (9-7 overall; 2nd AFC South; 5-3 home; 4-4 away)

Day, Date	W/L	Score	Opponent	H/A/N	Attend.	Venue (Roof Status)	Surface	Temp.	Kickoff Time	Hou. QB	Opp. QB
Sun, 9/7/14	W	17-6	Washington	H	71,770	NRG Stadium (closed)	Grass	NA	12:03 p.m. CT	R. Fitzpatrick	R. Griffin
Sun, 9/14/14	W	30-14	Oakland	A	54,063	O.co Coliseum	Grass	67°	1:25 p.m. PT	R. Fitzpatrick	D. Carr
Sun, 9/21/14	L	17-30	N.Y. Giants	A	77,462	MetLife Stadium	UBU Series	70°	1:02 p.m. ET	R. Fitzpatrick	E. Manning
Sun, 9/28/14	W	23-17	Buffalo	H	71,756	NRG Stadium (closed)	Grass	NA	12:02 p.m. CT	R. Fitzpatrick	E. Manuel
Sun, 10/5/14	L(OT)	17-20	Dallas	A	91,159	AT&T Stadium (closed)	FieldTurf	NA	12:03 p.m. CT	R. Fitzpatrick	T. Romo
Thu, 10/9/14	L	28-33	Indianapolis	H	71,787	NRG Stadium (closed)	Grass	NA	7:26 p.m. CT	R. Fitzpatrick	A. Luck
Mon, 10/20/14	L	23-30	Pittsburgh	A	56,375	Heinz Field	Grass	57°	8:30 p.m. ET	R. Fitzpatrick	B. Roethlisberger
Sun, 10/26/14	W	30-16	Tennessee	A	69,143	LP Field	Grass	73°	12:03 p.m. CT	R. Fitzpatrick	Z. Mettenberger
Sun, 11/2/14	L	21-31	Philadelphia	H	71,780	NRG Stadium (closed)	Grass	NA	12:03 p.m. CT	R. Fitzpatrick	N. Foles
Sun, 11/16/14	W	23-7	Cleveland	A	67,431	FirstEnergy Stadium	Grass	34°	1:03 p.m. ET	R. Mallett	B. Hoyer
Sun, 11/23/14	L	13-22	Cincinnati	H	71,777	NRG Stadium (open)	Grass	71°	12:02 p.m. CT	R. Mallett	A. Dalton
Sun, 11/30/14	W	45-21	Tennessee	H	71,714	NRG Stadium (open)	Grass	76°	12:02 p.m. CT	R. Fitzpatrick	Z. Mettenberger
Sun, 12/7/14	W	27-13	Jacksonville	A	61,070	EverBank Field	Grass	61°	1:03 p.m. ET	R. Fitzpatrick	B. Bortles
Sun, 12/14/14	L	10-17	Indianapolis	A	65,148	Lucas Oil Stadium (closed)	FieldTurf	NA	1:02 p.m. ET	R. Fitzpatrick	A. Luck
Sun, 12/21/14	W	25-13	Baltimore	H	71,771	NRG Stadium (closed)	Grass	NA	12:02 p.m. CT	C. Keenum	J. Flacco
Sun, 12/28/14	W	23-17	Jacksonville	H	71,777	NRG Stadium (closed)	Grass	NA	12:03 p.m. CT	C. Keenum	B. Bortles



# YEAR-BY-YEAR RESULTS

2015

Head Coach: Bill O'Brien

## Preseason (2-2)

Day, Date	W/L	Score	Opponent	H/	Attend.	Venue (Roof Status)	Surface	Temp.	Kickoff Time	Hou. QB	Opp. QB
Sat, 8/15/15	W	23-0	San Francisco	H	71,403	NRG Stadium (closed)	Grass	NA	7:06 p.m. CT	B. Hoyer	C. Kaepernick
Sat, 8/22/15	L	10-14	Denver	H	71,533	NRG Stadium (closed)	Grass	NA	7:07 p.m. CT	R. Mallett	P. Manning
Sun, 8/30/15	W	27-13	New Orleans	A	72,998	Mercedes-Benz Superdome	UBU Series	75°	3:10 p.m. CT	B. Hoyer	D. Brees
Thu, 9/3/15	L	14-21	Dallas	A	85,067	AT&T Stadium	Artificial Turf	NA	7:07 p.m. CT	T. Savage	D. Vaughan

## Regular Season (9-7 overall; 1st AFC South; 5-3 home; 4-4 away)

Day, Date	W/L	Score	Opponent	H/A/N	Attend.	Venue (Roof Status)	Surface	Temp.	Kickoff Time	Hou. QB	Opp. QB
Sun, 9/13/15	L	20-27	Kansas City	H	71,776	NRG Stadium (closed)	Grass	NA	12:02 p.m. CT	B. Hoyer	A. Smith
Sun, 9/20/15	L	17-24	Carolina	A	73,254	Bank of America Stadium	Grass	88°	1:02 p.m. ET	R. Mallett	C. Newton
Sun, 9/27/15	W	19-9	Tampa Bay	H	71,718	NRG Stadium (closed)	Artificial Turf	NA	12:03 p.m. CT	R. Mallett	J. Winston
Sun, 10/4/15	L	21-48	Atlanta	A	69,904	Georgia Dome (closed)	Field Turf	NA	1:02 p.m. ET	R. Mallett	M. Ryan
Thu, 10/8/15	L	20-27	Indianapolis	H	71,732	NRG Stadium (closed)	Artificial Turf	NA	7:26 p.m. CT	R. Mallett	M. Hasselbeck
Sun, 10/18/15	W	31-20	Jacksonville	A	58,085	EverBank Field	Grass	73°	1:02 p.m. ET	B. Hoyer	B. Bortles
Sun, 10/25/15	L	26-44	Miami	A	65,251	Sun Life Stadium	Grass	84°	1:02 p.m. ET	B. Hoyer	R. Tannehill
Sun, 11/1/15	W	20-6	Tennessee	H	71,630	NRG Stadium (closed)	Artificial Turf	NA	12:02 p.m. CT	B. Hoyer	Z. Mettenberger
Mon, 11/16/15	W	10-6	Cincinnati	A	61,381	Paul Brown Stadium	UBU Series	53°	8:30 p.m. ET	B. Hoyer	A. Dalton
Sun, 11/22/15	W	23-7	N.Y. Jets	H	71,718	NRG Stadium (closed)	Artificial Turf	NA	12:02 p.m. ET	T. Yates	R. Fitzpatrick
Sun, 11/29/15	W	22-13	New Orleans	H	71,778	NRG Stadium (closed)	Artificial Turf	NA	12:02 p.m. CT	B. Hoyer	D. Brees
Sun, 12/6/15	L	21-45	Buffalo	A	68,544	Ralph Wilson Stadium	A-Turf Titan	47°	1:02 p.m. ET	B. Hoyer	T. Taylor
Sun, 12/13/15	L	13-27	New England	H	71,908	NRG Stadium (closed)	Artificial Turf	NA	7:31 p.m. CT	B. Hoyer	T. Brady
Sun, 12/20/15	W	17-10	Indianapolis	A	66,083	Lucas Oil Stadium (closed)	Artificial Turf	NA	1:02 p.m. ET	T. Yates	M. Hasselbeck
Sun, 12/27/15	W	25-13	Tennessee	A	62,153	Nissan Stadium	Artificial Turf	73°	12:02 p.m. CT	B. Weeden	Z. Mettenberger
Sun, 1/3/16	W	23-17	Jacksonville	H	71,899	NRG Stadium (closed)	Artificial Turf	NA	12:02 p.m. CT	B. Hoyer	B. Bortles

## Postseason (0-1 overall; AFC Wild Card; 0-1 home)

Day, Date	W/L	Score	Opponent	H/A/N	Attend.	Venue (Roof Status)	Surface	Temp.	Kickoff Time	Hou. QB	Opp. QB
Sat, 1/9/16	L	0-30	Kansas City	H	71,800	NRG Stadium (closed)	Artificial Turf	NA	3:35 p.m. CT	B. Hoyer	A. Smith



DE J.J. Watt (left) and OLB Whitney Mercilus (middle) combined for 6.5 sacks in the Texans' AFC South-clinching victory over the Jacksonville Jaguars on Jan. 3, 2016.



# YEAR-BY-YEAR RESULTS

2016

Head Coach: Bill O'Brien

## Preseason (4-0)

Day, Date	W/L	Score	Opponent	H/	Attend.	Venue (Roof Status)	Surface	Temp.	Kickoff Time	Hou. QB	Opp. QB
Sun, 8/14/16	W	24-13	San Francisco	A	70,178	Levi's Stadium	Grass	84°	6:05 p.m. CT	B. Osweiler	B. Gabbert
Sat, 8/20/16	W	16-9	New Orleans	H	71,517	NRG Stadium (closed)	Artificial Turf	NA	7:08 p.m. CT	B. Osweiler	D. Brees
Sun, 8/28/16	W	34-24	Arizona	H	71,515	NRG Stadium (closed)	Artificial Turf	NA	3:25 p.m. CT	B. Osweiler	C. Palmer
Thu, 9/1/16	W	28-17	Dallas	A	81,016	AT&T Stadium	Artificial Turf	NA	7:07 p.m. CT	T. Savage	J. Showers

## Regular Season (9-7 overall; 1st AFC South; 7-1 home; 2-6 away)

Day, Date	W/L	Score	Opponent	H/A/N	Attend.	Venue (Roof Status)	Surface	Temp.	Kickoff Time	Hou. QB	Opp. QB
Sun, 9/11/16	W	23-14	Chicago	H	71,933	NRG Stadium (closed)	Artificial Turf	NA	12:05 p.m. CT	B. Osweiler	J. Cutler
Sun, 9/18/16	W	19-12	Kansas City	H	71,890	NRG Stadium (closed)	Artificial Turf	NA	12:02 p.m. CT	B. Osweiler	A. Smith
Thu, 9/22/16	L	0-27	New England	A	66,829	Gillette Stadium	Artificial Turf	68°	8:26 p.m. ET	B. Osweiler	J. Brissett
Sun, 10/2/16	W	27-20	Tennessee	H	71,815	NRG Stadium (closed)	Artificial Turf	NA	12:02 p.m. CT	B. Osweiler	M. Mariota
Sun, 10/9/16	L	13-31	Minnesota	A	66,683	U.S. Bank Stadium	Artificial Turf	NA	12:05 p.m. CT	B. Osweiler	S. Bradford
Sun, 10/16/16	W(OT)	26-23	Indianapolis	H	71,891	NRG Stadium (closed)	Artificial Turf	NA	7:32 p.m. ET	B. Osweiler	A. Luck
Mon, 10/24/16	L	9-27	Denver	A	76,865	Sports Authority Field at Mile High	Grass	71°	6:30 p.m. MT	B. Osweiler	T. Siemian
Sun, 10/30/16	W	20-13	Detroit	H	71,882	NRG Stadium (closed)	Artificial Turf	NA	12:03 p.m. CT	B. Osweiler	M. Stafford
Sun, 11/13/16	W	24-21	Jacksonville	A	62,091	EverBank Field	Grass	69°	1:05 p.m. ET	B. Osweiler	B. Bortles
Mon, 11/21/16	L	20-27	Oakland	A	76,473	Estadio Azteca (Mexico City)	Grass	63°	7:30 p.m. CT	B. Osweiler	D. Carr
Sun, 11/27/16	L	13-21	San Diego	H	71,897	NRG Stadium (closed)	Artificial Turf	NA	12:02 p.m. CT	B. Osweiler	P. Rivers
Sun, 12/4/16	L	13-21	Green Bay	A	77,867	Lambeau Field	DD GrassMaster	32°	12:02 p.m. CT	B. Osweiler	A. Rodgers
Sun, 12/11/16	W	22-17	Indianapolis	A	65,250	Lucas Oil Stadium	Artificial Turf	NA	1:02 p.m. ET	B. Osweiler	A. Luck
Sun, 12/18/16	W	21-20	Jacksonville	H	71,803	NRG Stadium (closed)	Artificial Turf	NA	12:03 p.m. CT	B. Osweiler	B. Bortles
Sat, 12/24/16	W	12-10	Cincinnati	H	71,836	NRG Stadium (closed)	Artificial Turf	NA	7:26 p.m. CT	T. Savage	A. Dalton
Sun, 1/1/17	L	17-24	Tennessee	A	65,205	Nissan Stadium	Grass	NA	12:02 p.m. CT	T. Savage	M. Cassel

## Postseason (1-1 overall; AFC Wild Card; 1-0 home; 0-1 away)

Day, Date	W/L	Score	Opponent	H/A/N	Attend.	Venue (Roof Status)	Surface	Temp.	Kickoff Time	Hou. QB	Opp. QB
Sat, 1/7/17	W	27-14	Oakland	H	71,790	NRG Stadium (closed)	Artificial Turf	NA	3:35 p.m. CT	B. Osweiler	C. Cook
Sat, 1/14/17	L	16-34	New England	A	66,829	Gillette Stadium	Artificial Turf	28°	8:15 p.m. ET	B. Osweiler	T. Brady



DE/OLB Jadeveon Clowney swung the 2016 AFC Divisional Round game in the Texans' favor with a first-quarter interception that set up RB Lamar Miller's four-yard touchdown run to put Houston up 10-0.

# YEAR-BY-YEAR RESULTS

2017

Head Coach: Bill O'Brien

## Preseason (1-2)

Day, Date	W/L	Score	Opponent	H/	Attend.	Venue (Roof Status)	Surface	Temp.	Kickoff Time	Hou. QB	Opp. QB
Wed, 8/9/17	L	17-27	Carolina	A	72,100	Bank of America Stadium	Grass	81°	7:19 p.m. ET	T. Savage	D. Anderson
Sat, 8/19/17	W	27-23	New England	H	71,504	NRG Stadium (closed)	Artificial Turf	NA	7:07 p.m. CT	T. Savage	T. Brady
Sat, 8/26/17	L	10-13	New Orleans	A	73,064	Mercedes-Benz Superdome	Artificial Turf	NA	7:07 p.m. CT	T. Savage	D. Brees
Thu, 8/31/17	NA	0-0	Dallas			<i>*Game Cancelled due to Hurricane Harvey*</i>					

## Regular Season (4-12 overall; 4th AFC South; 3-5 home; 1-7 away)

Day, Date	W/L	Score	Opponent	H/A/N	Attend.	Venue (Roof Status)	Surface	Temp.	Kickoff Time	Hou. QB	Opp. QB
Sun, 9/10/17	L	7-29	Jacksonville	H	71,710	NRG Stadium (closed)	Artificial Turf	NA	12:02 p.m. CT	T. Savage	B. Bortles
Thu, 9/14/17	W	13-9	Cincinnati	A	52,942	Paul Brown Stadium	Artificial Turf	69°	8:26 p.m. ET	D. Watson	A. Dalton
Sun, 9/24/17	L	33-36	New England	A	65,878	Gillette Stadium	Artificial Turf	84°	1:02 p.m. ET	D. Watson	T. Brady
Sun, 10/1/17	W	57-14	Tennessee	H	71,804	NRG Stadium (closed)	Artificial Turf	NA	12:02 p.m. CT	D. Watson	M. Mariota
Sun, 10/8/17	L	34-42	Kansas City	H	71,835	NRG Stadium (closed)	Artificial Turf	NA	7:31 p.m. CT	D. Watson	A. Smith
Sun, 10/15/17	W	33-17	Cleveland	H	71,815	NRG Stadium (closed)	Artificial Turf	NA	12:02 p.m. CT	D. Watson	K. Hogan
Sun, 10/29/17	L	38-41	Seattle	A	69,025	CenturyLink Field	Artificial Turf	50°	1:05 p.m. PT	D. Watson	R. Wilson
Sun, 11/5/17	L	14-20	Indianapolis	H	71,709	NRG Stadium (closed)	Artificial Turf	NA	12:02 p.m. CT	T. Savage	J. Brissett
Sun, 11/12/17	L	7-33	L.A. Rams	A	60,032	L.A. Memorial Coliseum	Grass	68°	1:05 p.m. PT	T. Savage	J. Goff
Sun, 11/19/17	W	31-21	Arizona	H	71,680	NRG Stadium (closed)	Artificial Turf	NA	12:02 p.m. CT	T. Savage	B. Gabbert
Mon, 11/27/17	L	16-23	Baltimore	A	70,357	M&T Bank Stadium	Grass	50°	8:30 p.m. ET	T. Savage	J. Flacco
Sun, 12/3/17	L	13-24	Tennessee	A	62,758	Nissan Stadium	Grass	60°	12:02 p.m. CT	T. Savage	M. Mariota
Sun, 12/10/17	L	16-26	San Francisco	H	71,802	NRG Stadium (closed)	Artificial Turf	NA	12:02 p.m. CT	T. Savage	J. Garoppolo
Sun, 12/17/17	L	7-45	Jacksonville	A	64,701	Everbank Field	Grass	72°	1:02 p.m. ET	T. Yates	B. Bortles
Mon, 12/25/17	L	6-34	Pittsburgh	H	71,842	NRG Stadium (closed)	Artificial Turf	NA	3:32 p.m. CT	T. Yates	B. Roethlisberger
Sun, 12/31/17	L	13-22	Indianapolis	A	60,557	Lucas Oil Stadium	Artificial Turf	NA	1:02 p.m. ET	T. Yates	J. Brissett



In an injury-shortened rookie season in 2017, QB Deshaun Watson set NFL records for most passing touchdowns (19) through a player's first seven career games and most passing touchdowns (18 in Weeks 3-8) by a rookie over any five-game span in NFL history.



# YEAR-BY-YEAR RESULTS

2018

Head Coach: Bill O'Brien

## Preseason (3-1)

Day, Date	W/L	Score	Opponent	H/	Attend.	Venue (Roof Status)	Surface	Temp.	Kickoff Time	Hou. QB	Opp. QB
Thu, 8/9/18	W	17-10	Kansas City	A	58,465	Arrowhead Stadium	Grass	86°	7:31 p.m. CT	D. Watson	P. Mahomes
Sat, 8/18/18	W	16-13	San Francisco	H	71,312	NRG Stadium (closed)	Artificial Turf	NA	7:07 p.m. CT	D. Watson	J. Garoppolo
Sat, 8/25/18	L	20-21	L.A. Rams	A	60,862	L.A. Memorial Coliseum	Grass	80°	3:07 p.m. CT	D. Watson	S. Mannion
Thu, 8/30/18	W	14-6	Dallas	H	71,438	NRG Stadium (closed)	Artificial Turf	NA	7:07 p.m. CT	B. Weeden	C. Rush

## Regular Season (11-5 overall; 1st AFC South; 6-2 home; 5-3 away)

Day, Date	W/L	Score	Opponent	H/A/N	Attend.	Venue (Roof Status)	Surface	Temp.	Kickoff Time	Hou. QB	Opp. QB
Sun, 9/9/18	L	20-27	New England	A	65,878	Gillette Stadium	Artificial Turf	62°	12:02 p.m. CT	D. Watson	T. Brady
Sun, 9/16/18	L	17-20	Tennessee	A	62,372	Nissan Stadium	Grass	81°	12:02 p.m. CT	D. Watson	M. Mariota
Sun, 9/23/18	L	22-27	N.Y. Giants	H	71,838	NRG Stadium (closed)	Artificial Turf	NA	12:02 p.m. CT	D. Watson	E. Manning
Sun, 9/30/18	W(OT)	37-34	Indianapolis	A	57,716	Lucas Oil Stadium (open)	Artificial Turf	73°	12:03 p.m. CT	D. Watson	A. Luck
Sun, 10/7/18	W(OT)	19-16	Dallas	H	72,008	NRG Stadium (closed)	Artificial Turf	NA	7:22 p.m. CT	D. Watson	D. Prescott
Sun, 10/14/18	W	20-13	Buffalo	H	71,638	NRG Stadium (closed)	Artificial Turf	NA	12:02 p.m. CT	D. Watson	J. Allen
Sun, 10/21/18	W	20-7	Jacksonville	A	66,534	TIAA Bank Field	Grass	68°	12:03 p.m. CT	D. Watson	B. Bortles
Thu, 10/25/18	W	42-23	Miami	H	71,726	NRG Stadium (closed)	Artificial Turf	NA	7:22 p.m. CT	D. Watson	B. Osweiler
Sun, 11/4/18	W	19-17	Denver	A	76,270	Broncos Stadium at Mile High	Grass	53°	3:05 p.m. CT	D. Watson	C. Keenum
Sun, 11/18/18	W	23-21	Washington	A	61,593	FedExField	Grass	56°	12:05 p.m. CT	D. Watson	A. Smith
Mon, 11/26/18	W	34-17	Tennessee	H	71,826	NRG Stadium (closed)	Artificial Turf	NA	7:22 p.m. CT	D. Watson	M. Mariota
Sun, 12/2/18	W	29-13	Cleveland	H	71,741	NRG Stadium (closed)	Artificial Turf	NA	12:03 p.m. CT	D. Watson	B. Mayfield
Sun, 12/9/18	L	21-24	Indianapolis	H	71,814	NRG Stadium (closed)	Artificial Turf	NA	12:03 p.m. CT	D. Watson	A. Luck
Sat, 12/15/18	W	29-22	N.Y. Jets	A	77,982	MetLife Stadium	Artificial Turf	51°	3:30 p.m. CT	D. Watson	S. Darnold
Sun, 12/23/18	L	30-32	Philadelphia	A	69,696	Lincoln Financial Field	Grass	44°	12:02 p.m. CT	D. Watson	N. Foles
Sun, 12/30/18	W	20-3	Jacksonville	H	71,848	NRG Stadium (closed)	Artificial Turf	NA	12:02 p.m. CT	D. Watson	B. Bortles

## Postseason (0-1 overall; AFC Wild Card; 0-1 home)

Day, Date	W/L	Score	Opponent	H/A/N	Attend.	Venue (Roof Status)	Surface	Temp.	Kickoff Time	Hou. QB	Opp. QB
Sat, 1/5/19	L	7-21	Indianapolis	H	71,798	NRG Stadium (closed)	Artificial Turf	NA	3:35 p.m. CT	D. Watson	A. Luck

# ALL-TIME HEAD COACH RECORDS

Name	Years	REGULAR SEASON				POSTSEASON			OVERALL				Div. Champ.
		W	L	T	Win %	W	L	Win %	W	L	T	Win %	
Dom Capers	2002-05	18	46	0	.281	0	0	.000	18	46	0	.281	0
Gary Kubiak	2006-13 <sup>^</sup>	61	64	0	.488	2	2	.500	63	66	0	.488	2
Wade Phillips	2013*	0	3	0	.000	0	0	.000	0	3	0	.000	0
<b>Bill O'Brien</b>	<b>2014-Pres.</b>	<b>42</b>	<b>38</b>	<b>0</b>	<b>.525</b>	<b>1</b>	<b>3</b>	<b>.250</b>	<b>43</b>	<b>41</b>	<b>0</b>	<b>.512</b>	<b>3</b>
<b>TOTALS</b>		<b>121</b>	<b>151</b>	<b>0</b>	<b>.445</b>	<b>3</b>	<b>5</b>	<b>.375</b>	<b>124</b>	<b>156</b>	<b>0</b>	<b>.443</b>	<b>5</b>

<sup>^</sup> - Gary Kubiak coached the first 13 games of the 2013 season

\* - Wade Phillips served as interim head coach for the final three games of the 2013 season



Dom Capers



Gary Kubiak



Wade Phillips



Bill O'Brien



# TEXANS ATTENDANCE RECORDS

## TOP 10 HOME ATTENDANCE

Attendance	Date	Opponent	Result
72,008	10/7/18	Dallas	W, 19-16 (OT)
71,933	9/11/16	Chicago	W, 23-14
71,908	12/13/15	New England	L, 27-6
71,899	1/3/16	Jacksonville	W, 30-6
71,897	11/27/16	San Diego	L, 21-13
71,891	10/16/16	Indianapolis	W, 26-23 (OT)
71,890	9/18/16	Kansas City	W, 19-12
71,882	10/30/16	Detroit	W, 20-13
71,848	12/30/18	Jacksonville	W, 20-3
71,842	12/25/17	Pittsburgh	L, 34-6

## OVERALL HOME ATTENDANCE (Regular season only)

Year	Games	Total	Average
2002	8	559,322	69,915
2003	8	563,748	70,468
2004	8	565,192	70,649
2005	8	562,397	70,300
2006	8	561,469	70,184
2007	8	564,159	70,520
2008	8	563,364	70,421
2009	8	564,864	70,608
2010	8	568,643	71,081
2011	8	571,969	71,496
2012	8	573,321	71,665
2013	8	573,271	71,659
2014	8	574,132	71,767
2015	8	574,159	71,769
2016	8	574,947	71,868
2017	8	574,197	71,775
2018	8	574,439	71,805

## TOP 10 ROAD ATTENDANCE

Attendance	Date	Opponent	Result
91,159	10/5/14	Dallas	L, 20-17 (OT)
88,240	9/19/10	Washington	W, 30-27
79,088	10/8/12	N.Y. Jets	W, 23-17
78,843	11/21/10	N.Y. Jets	L, 30-27
78,485	11/5/06	N.Y. Giants	L, 14-10
77,982	12/15/18	N.Y. Jets	W, 29-22
77,875	12/5/04	N.Y. Jets	L, 29-7
77,867	12/4/16	Green Bay	L, 21-13
77,462	9/21/14	N.Y. Giants	L, 30-17
77,433	9/26/04	Kansas City	W, 24-21

## OVERALL AWAY ATTENDANCE (Regular season only)

Year	Games	Total	Average
2002	8	502,400	62,800
2003	8	497,942	62,242
2004	8	544,857	68,107
2005	8	532,541	66,568
2006	8	524,974	65,622
2007	8	515,869	64,483
2008	8	512,254	64,032
2009	8	484,976	60,622
2010	8	539,982	67,498
2011	8	425,729	53,216
2012	8	540,654	67,582
2013	8	530,412	66,302
2014	8	541,851	67,732
2015	8	524,655	65,581
2016	8	557,263	69,658
2017	8	506,250	63,281
2018	8	538,041	67,255

# ALL-TIME SERIES TOTALS

## TEXANS vs. THE NFL

Team	W	L	T	Pct.
Regular Season	121	151	0	.445
Home games	72	64	0	.529
Road games	49	87	0	.360
vs. AFC	93	111	0	.456
vs. NFC	28	40	0	.412
vs. AFC South	45	57	0	.441
vs. AFC East	17	18	0	.486
vs. AFC North	17	18	0	.486
vs. AFC West	14	18	0	.438
vs. NFC East	6	14	0	.300
vs. NFC North	8	8	0	.500
vs. NFC South	9	7	0	.563
vs. NFC West	5	11	0	.313
September	25	32	0	.439
October	32	34	0	.485
November	29	37	0	.439
December	32	44	0	.421
January	3	4	0	.429
Sunday	110	135	0	.449
Monday	5	9	0	.357
Thursday	4	6	0	.400
Saturday	2	1	0	.667
Postseason	3	5	0	.375
Reg. & Postseason	124	156	0	.443

## TEXANS vs. THE AFC

Team	W	L	T	Pct.
vs. AFC South	45	57	0	.441
Indianapolis	8	26	0	.235
Jacksonville	21	13	0	.618
Tennessee	16	18	0	.471
vs. AFC East	17	18	0	.486
Buffalo	5	4	0	.555
Miami	8	1	0	.888
New England	1	8	0	.111
N.Y. Jets	3	5	0	.375
vs. AFC North	17	18	0	.486
Baltimore	2	7	0	.222
Cincinnati	6	4	0	.600
Cleveland	7	3	0	.700
Pittsburgh	2	4	0	.333
vs. AFC West	14	18	0	.438
Denver	3	4	0	.429
Kansas City	4	5	0	.444
L.A. Chargers	1	5	0	.167
Oakland	6	4	0	.600

## TEXANS vs. THE NFC

Team	W	L	T	Pct.
vs. NFC East	6	14	0	.300
Dallas	2	3	0	.400
N.Y. Giants	1	4	0	.200
Philadelphia	0	5	0	.000
Washington	3	2	0	.600
vs. NFC North	8	8	0	.500
Chicago	4	0	0	1.000
Detroit	3	1	0	.750
Green Bay	1	3	0	.250
Minnesota	0	4	0	.000
vs. NFC South	9	7	0	.563
Atlanta	2	2	0	.500
Carolina	2	2	0	.500
New Orleans	2	2	0	.500
Tampa Bay	3	1	0	.750
vs. NFC West	5	11	0	.313
Arizona	2	2	0	.500
L.A. Rams	1	3	0	.250
San Francisco	1	3	0	.250
Seattle	1	3	0	.250

# ALL-TIME SERIES RESULTS

## ARIZONA CARDINALS

REGULAR SEASON: 2-2   HOME: 2-0   AWAY: 0-2					
	TEXANS	CARDINALS		ATT.	
12/18/2005	H	30	19	W	70,024
10/11/2009	A	21	28	L	61,819
11/10/2013	A	24	27	L	60,845
11/19/2017	H	31	21	W	71,680
		106	95		

## CHICAGO BEARS

REGULAR SEASON: 4-0   HOME: 2-0   AWAY: 2-0					
	TEXANS	BEARS		ATT.	
12/19/2004	A	24	5	W	62,122
12/28/2008	H	31	24	W	70,838
11/11/2012	A	13	6	W	62,410
9/11/2016	H	23	14	W	71,933
		91	49		

## DETROIT LIONS

REGULAR SEASON: 3-1   HOME: 2-0   AWAY: 1-1					
	TEXANS	LIONS		ATT.	
9/19/2004	A	16	28	L	61,465
10/19/2008	H	28	21	W	70,081
11/22/2012	A	34	31	W(OT)	64,827
10/30/2016	H	20	13	W	71,882
		98	93		

## ATLANTA FALCONS

REGULAR SEASON: 2-2   HOME: 2-0   AWAY: 0-2					
	TEXANS	FALCONS		ATT.	
11/30/2003	H	17	13	W	70,388
9/30/2007	A	16	26	L	69,312
12/4/2011	H	17	10	W	71,545
10/4/2015	A	21	48	L	69,904
		71	97		

## CINCINNATI BENGALS

REGULAR SEASON: 6-4   HOME: 2-2   AWAY: 4-2					
	TEXANS	BENGALS		ATT.	
11/3/2002	H	3	38	L	69,827
11/9/2003	A	27	34	L	50,437
10/2/2005	A	10	16	L	65,714
10/26/2008	H	35	6	W	70,112
10/18/2009	A	28	17	W	64,019
12/11/2011	A	20	19	W	41,202
11/23/2014	H	13	22	L	71,777
11/16/2015	A	10	6	W	61,381
12/24/2016	H	12	10	W	71,836
9/14/2017	A	13	9	W	52,942
		171	177		

## GREEN BAY PACKERS

REGULAR SEASON: 1-3   HOME: 0-2   AWAY: 1-1					
	TEXANS	PACKERS		ATT.	
11/21/2004	H	13	16	L	70,769
12/7/2008	A	24	21	W	70,245
10/14/2012	H	24	42	L	71,702
12/4/2016	A	13	21	L	77,867
		74	100		

## BALTIMORE RAVENS

REGULAR SEASON: 2-7   HOME: 2-3   AWAY: 0-4					
	TEXANS	RAVENS		ATT.	
12/15/2002	H	19	23	L	70,108
12/4/2005	A	15	16	L	69,909
11/9/2008	H	13	41	L	70,552
12/13/2010	H	28	34	L(OT)	71,413
10/16/2011	A	14	29	L	71,154
10/21/2012	H	43	13	W	71,708
9/22/2013	A	9	30	L	71,168
12/21/2014	H	25	13	W	71,771
11/27/2017	A	16	23	L	70,357
		182	222		

## INDIANAPOLIS COLTS

REGULAR SEASON: 8-26   HOME: 5-12   AWAY: 3-14					
	TEXANS	COLTS		ATT.	
9/22/2002	H	3	23	L	69,204
12/1/2002	A	3	19	L	56,820
10/26/2003	A	21	30	L	56,132
12/28/2003	H	17	20	L	70,680
11/14/2004	A	14	49	L	56,511
12/12/2004	H	14	23	L	70,762
10/23/2005	H	20	38	L	70,621
11/13/2005	A	17	31	L	57,209
9/17/2006	A	24	43	L	56,614
12/24/2006	H	27	24	W	70,132
9/23/2007	H	24	30	L	70,765
12/23/2007	A	15	38	L	57,262
10/5/2008	H	27	31	L	70,118
11/16/2008	A	27	33	L	66,201
11/8/2009	A	17	20	L	66,033
11/29/2009	H	27	35	L	70,990
9/12/2010	H	34	24	W	70,974
11/1/2010	A	17	30	L	66,363
9/11/2011	H	34	7	W	71,444
12/22/2011	A	16	19	L	64,159
12/16/2012	H	29	17	W	71,702
12/30/2012	A	16	28	L	66,957
11/3/2013	H	24	27	L	71,778
12/15/2013	A	3	25	L	65,470
10/9/2014	H	28	33	L	71,787
12/14/2014	A	10	17	L	65,148
10/8/2015	H	20	27	L	71,732
12/20/2015	A	16	10	W	66,083
10/16/2016	H	26	23	W(OT)	71,891
12/11/2016	A	22	17	W	65,250
11/5/2017	H	14	20	L	71,709
12/31/2017	A	13	22	L	60,557
9/30/2018	A	37	34	W(OT)	57,716
12/9/2018	H	21	24	L	71,814
		677	891		

## CLEVELAND BROWNS

REGULAR SEASON: 7-3   HOME: 5-1   AWAY: 2-2					
	TEXANS	BROWNS		ATT.	
10/20/2002	A	17	34	L	73,248
1/2/2005	H	14	22	L	70,724
10/30/2005	H	19	16	W	70,064
12/31/2006	H	14	6	W	70,097
11/25/2007	A	17	27	L	72,730
11/23/2008	A	16	6	W	72,077
11/6/2011	H	30	12	W	71,511
11/16/2014	A	23	7	W	67,431
10/15/2017	H	33	17	W	71,815
12/2/2018	H	29	13	W	71,741
		212	160		

## DALLAS COWBOYS

REGULAR SEASON: 2-3   HOME: 2-1   AWAY: 0-2					
	TEXANS	COWBOYS		ATT.	
9/8/2002	H	19	10	W	69,604
10/15/2006	A	6	34	L	63,186
9/26/2010	H	13	27	L	71,456
10/5/2014	A	17	20	L(OT)	91,159
10/7/2018	H	19	16	W(OT)	72,008
		74	107		

## CAROLINA PANTHERS

REGULAR SEASON: 2-2   HOME: 1-1   AWAY: 1-1					
	TEXANS	PANTHERS		ATT.	
11/2/2003	H	14	10	W	70,052
9/16/2007	A	34	21	W	73,665
12/18/2011	H	13	28	L	71,540
9/20/2015	A	17	24	L	73,254
		78	83		

## DENVER BRONCOS

REGULAR SEASON: 3-4   HOME: 1-1   AWAY: 2-3					
	TEXANS	BRONCOS		ATT.	
11/7/2004	A	13	31	L	74,292
12/13/2007	H	31	13	W	70,747
12/26/2010	A	23	24	L	73,691
9/23/2012	A	31	25	W	76,566
12/22/2013	H	13	37	L	71,761
10/24/2016	A	9	27	L	76,865
11/4/2018	A	19	17	W	76,270
		139	174		

## JACKSONVILLE JAGUARS

REGULAR SEASON: 21-13   HOME: 12-5   AWAY: 9-8					
	TEXANS	JAGUARS		ATT.	
10/27/2002	A	21	19	W	53,721
11/17/2002	H	0	0	L	69,711
9/28/2003	H	24	20	W	70,041
12/7/2003	A	0	27	L	43,363
10/31/2004	H	20	6	W	70,502
12/26/2004	A	21	0	W	66,227
11/6/2005	A	14	21	L	64,613
12/24/2005	H	20	38	L	70,025
10/22/2006	H	27	7	W	70,035

# ALL-TIME SERIES RESULTS

11/12/2006	A	13	10	W	65,918
10/14/2007	A	17	37	L	63,715
12/30/2007	H	42	28	W	70,660
9/28/2008	A	27	30	L(OT)	64,061
12/1/2008	H	30	17	W	70,809
9/27/2009	H	24	31	L	70,083
12/6/2009	A	18	23	L	42,079
11/14/2010	A	24	31	L	62,340
1/2/2011	H	34	17	W	71,023
10/30/2011	H	24	14	W	71,412
11/27/2011	A	20	13	W	62,004
9/16/2012	A	27	7	W	62,907
11/18/2012	H	43	37	W(OT)	71,676
11/24/2013	H	6	13	L	71,659
12/5/2013	A	20	27	L	60,414
12/7/2014	A	27	13	W	61,070
12/28/2014	H	23	17	W	71,777
10/18/2015	A	31	20	W	58,085
1/3/2016	H	30	6	W	71,899
11/13/2016	A	24	21	W	62,091
12/18/2016	H	21	20	W	71,803
9/10/2017	H	7	29	L	71,710
12/17/2017	A	7	45	L	64,701
10/21/2018	A	20	7	W	66,534
12/30/2018	H	20	3	W	71,848
		726	654		

KANSAS CITY CHIEFS					
REGULAR SEASON: 4-5   HOME: 3-4   AWAY: 1-1					
	TEXANS	CHIEFS		ATT.	
9/21/2003	H	14	42	L	70,487
9/26/2004	A	24	21	W	77,433
11/20/2005	H	17	45	L	70,481
9/9/2007	H	20	3	W	70,080
10/17/2010	H	35	31	W	70,926
10/20/2013	A	16	17	L	74,118
9/13/2015	H	20	27	L	71,776
9/18/2016	H	19	12	W	71,890
10/8/2017	H	34	42	L	71,835
		199	240		
POSTSEASON: 0-1   HOME: 0-1   AWAY: 0-0					
	TEXANS	CHIEFS		ATT.	
1/9/2016	H	0	30	L	71,800
		0	30		

LOS ANGELES CHARGERS					
REGULAR SEASON: 1-5   HOME: 0-3   AWAY: 1-2					
	TEXANS	CHARGERS		ATT.	
9/15/2002	A	3	24	L	56,098
9/12/2004	H	20	27	L	70,255
10/28/2007	A	10	35	L	60,439
11/7/2010	H	23	29	L	70,886
9/9/2013	A	31	28	W	59,522
11/27/2016	H	13	21	L	71,897
		100	164		

LOS ANGELES RAMS					
REGULAR SEASON: 1-3   HOME: 0-2   AWAY: 1-1					
	TEXANS	RAMS		ATT.	
11/27/2005	H	27	33	L(OT)	70,010
12/20/2009	A	16	13	W	46,256
10/13/2013	H	13	38	L	71,104
11/12/2017	A	7	33	L	60,032
		63	117		

MIAMI DOLPHINS					
REGULAR SEASON: 8-1   HOME: 5-0   AWAY: 3-1					
	TEXANS	DOLPHINS		ATT.	
9/7/2003	A	21	20	W	73,010
10/1/2006	H	17	15	W	70,071
10/7/2007	H	22	19	W	70,156
10/12/2008	H	29	28	W	70,023
12/27/2009	A	27	20	W	65,847
9/18/2011	A	23	13	W	51,032
9/9/2012	H	30	10	W	71,566
10/25/2015	A	26	44	L	65,251
10/25/2018	H	42	23	W	71,726
		237	192		

MINNESOTA VIKINGS					
REGULAR SEASON: 0-4   HOME: 0-2   AWAY: 0-2					
	TEXANS	VIKINGS		ATT.	
10/10/2004	H	28	34	L(OT)	70,718
11/2/2008	A	21	28	L	62,839
12/23/2012	H	6	23	L	71,688
10/9/2016	A	13	31	L	66,683
		68	116		

NEW ENGLAND PATRIOTS					
REGULAR SEASON: 1-8   HOME: 1-3   AWAY: 0-5					
	TEXANS	PATRIOTS		ATT.	
11/23/2003	H	20	23	L(OT)	70,719
12/17/2006	A	7	40	L	68,756
1/3/2010	H	34	27	W	71,029
12/10/2012	A	14	42	L	68,756
12/1/2013	H	31	34	L	71,769
12/13/2015	H	6	27	L	71,908
9/22/2016	A	0	27	L	66,829
9/24/2017	A	33	36	L	65,878
9/9/2018	A	20	27	L	65,878
		165	283		
POSTSEASON: 0-2   HOME: 0-0   AWAY: 0-2					
	TEXANS	PATRIOTS		ATT.	
1/13/2013	A	28	41	L	68,756
1/14/2017	A	16	34	L	66,829
		44	75		

NEW ORLEANS SAINTS					
REGULAR SEASON: 2-2   HOME: 2-0   AWAY: 0-2					
	TEXANS	SAINTS		ATT.	
9/14/2003	A	10	31	L	68,390
11/18/2007	H	23	10	W	70,780
9/25/2011	A	33	40	L	73,002
11/29/2015	H	24	6	W	71,778
		90	87		

NEW YORK GIANTS					
REGULAR SEASON: 1-4   HOME: 1-2   AWAY: 0-2					
	TEXANS	GIANTS		ATT.	
11/24/2002	H	16	14	W	70,054
11/5/2006	A	10	14	L	78,485
10/10/2010	H	10	34	L	71,110
9/21/2014	A	17	30	L	77,462
9/23/2018	H	22	27	L	71,838
		75	119		

NEW YORK JETS					
REGULAR SEASON: 3-5   HOME: 1-2   AWAY: 2-3					
	TEXANS	JETS		ATT.	
10/19/2003	H	14	19	L	70,623
12/5/2004	A	7	29	L	77,875
11/26/2006	A	11	26	L	76,596
9/13/2009	H	7	24	L	70,118
11/21/2010	A	27	30	L	78,843
10/8/2012	A	23	17	W	79,088
11/22/2015	H	24	17	W	71,718
12/15/2018	A	29	22	W	77,982
		142	184		

OAKLAND RAIDERS					
REGULAR SEASON: 6-4   HOME: 2-2   AWAY: 4-2					
	TEXANS	RAIDERS		ATT.	
10/3/2004	H	30	17	W	70,741
12/3/2006	A	23	14	W	46,276
11/4/2007	A	24	17	W	49,603
12/21/2008	A	16	27	L	43,687
10/4/2009	H	29	6	W	70,291
10/3/2010	A	31	24	W	32,218
10/9/2011	H	20	25	L	71,420
11/17/2013	H	23	28	L	71,726
9/14/2014	A	30	14	W	54,063
11/21/2016	A	20	27	L	76,473
		246	199		

POSTSEASON: 1-0   HOME: 1-0   AWAY: 0-0					
	TEXANS	RAIDERS		ATT.	
1/7/2017	H	27	14	W	71,790
		27	14		

PHILADELPHIA EAGLES					
REGULAR SEASON: 0-5   HOME: 0-2   AWAY: 0-3					
	TEXANS	EAGLES		ATT.	
9/29/2002	A	17	35	L	64,867
9/10/2006	H	10	24	L	70,180
12/2/2010	A	24	34	L	69,144
11/2/2014	H	21	31	L	71,780
12/23/2018	A	30	32	L	69,696
		102	156		

PITTSBURGH STEELERS					
REGULAR SEASON: 2-4   HOME: 1-2   AWAY: 1-2					
	TEXANS	STEELERS		ATT.	
12/8/2002	A	24	6	W	58,551
9/18/2005	H	7	27	L	70,742
9/7/2008	A	17	38	L	64,001
10/2/2011	H	17	10	W	71,585
10/20/2014	A	23	30	L	56,375
12/25/2017	H	6	34	L	71,842
		94	145		

SAN FRANCISCO 49ERS					
REGULAR SEASON: 1-3   HOME: 1-1   AWAY: 0-2					
	TEXANS	49ERS		ATT.	
1/1/2006	A	17	20	L(OT)	67,970
10/25/2009	H	24	21	W	70,820
10/6/2013	A	3	34	L	69,732
12/10/2017	H	16	26	L	71,802
		60	101		



# ALL-TIME SERIES RESULTS

## SEATTLE SEAHAWKS

REGULAR SEASON: 1-3   HOME: 1-1   AWAY: 0-2					
		TEXANS	SEAHAWKS		ATT.
10/16/2005	A	10	42	L	66,196
12/13/2009	H	34	7	W	70,380
9/29/2013	H	20	23	L(OT)	71,756
10/29/2017	A	38	41	L	69,025
		102	113		

## TAMPA BAY BUCCANEERS

REGULAR SEASON: 3-1   HOME: 2-0   AWAY: 1-1					
		TEXANS	BUCCANEERS		ATT.
12/14/2003	A	3	16	L	65,124
12/9/2007	H	28	14	W	70,237
11/13/2011	A	37	9	W	56,037
9/27/2015	H	19	9	W	71,718
		87	48		

## TENNESSEE TITANS

REGULAR SEASON: 16-18   HOME: 10-7   AWAY: 6-11					
		TEXANS	TITANS		ATT.
11/10/2002	A	10	17	L	68,804
12/29/2002	H	3	13	L	70,694
10/12/2003	A	17	38	L	68,809
12/21/2003	H	24	27	L	70,758
10/17/2004	A	20	10	W	68,932
11/28/2004	H	31	21	W	70,721
10/9/2005	H	20	34	L	70,430
12/11/2005	A	10	13	L	69,149
10/29/2006	A	22	28	L	69,143
12/10/2006	H	20	26	L(OT)	70,760
10/21/2007	H	36	38	L	70,734
12/2/2007	A	20	28	L	69,143
9/21/2008	A	12	31	L	69,143
12/14/2008	H	13	12	W	70,831
9/20/2009	A	34	31	W	69,143
11/23/2009	H	17	20	L	71,153
11/28/2010	H	20	0	W	70,855
12/19/2010	A	17	31	L	69,143
10/23/2011	A	41	7	W	69,143
1/1/2012	H	22	23	L	71,512
9/30/2012	H	38	14	W	71,581
12/2/2012	A	24	10	W	69,143
9/15/2013	H	30	24	W(OT)	71,718
12/29/2013	A	10	16	L	69,143
10/26/2014	A	30	16	W	69,143
11/30/2014	H	45	21	W	71,714
11/1/2015	H	20	6	W	71,630
12/27/2015	A	34	6	W	62,153
10/2/2016	H	27	20	W	71,815
1/1/2017	A	17	24	L	65,205
10/1/2017	H	57	14	W	71,804
12/3/2017	A	13	24	L	62,758
9/16/2018	A	17	20	L	62,372
11/26/2018	H	34	17	W	71,826
		805	680		

## WASHINGTON REDSKINS

REGULAR SEASON: 3-2   HOME: 1-1   AWAY: 2-1					
		TEXANS	REDSKINS		ATT.
12/22/2002	A	10	26	L	70,291
9/24/2006	H	15	31	L	70,069
9/19/2010	A	30	27	W(OT)	88,240
9/7/2014	H	17	6	W	71,770
11/18/2018	A	23	21	W	61,593
		95	111		

# ALL-TIME PRESEASON RESULTS

## 2002 (1-4)

Date	Opponent	Attendance	Result
8/5/02	N.Y. Giants*	22,461	L 34-17
8/10/02	at New Orleans	67,356	W 13-10
8/17/02	at Kansas City	73,506	L 19-9
8/24/02	Miami	69,432	L 24-3
8/30/02	Tampa Bay	68,371	L 17-13

\*Canton, Ohio (Pro Football Hall of Fame Game)

## 2003 (0-4)

Date	Opponent	Attendance	Result
8/9/03	Denver	70,021	L 20-12
8/15/03	at Dallas	60,058	L 34-6
8/23/03	San Diego	70,007	L 19-17
8/28/03	at Tampa Bay	64,808	L 34-3

## 2004 (1-3)

Date	Opponent	Attendance	Result
8/14/04	Dallas	70,431	W 18-0
8/21/04	at Pittsburgh	56,028	L 38-3
8/27/04	at Denver	71,256	L 31-17
9/2/04	Tampa Bay	70,024	L 17-9

## 2005 (1-3)

Date	Opponent	Attendance	Result
8/13/05	Denver	70,016	L 20-14
8/20/05	Oakland	70,116	W 19-17
8/27/05	at Dallas	54,288	L 21-9
9/1/05	at Tampa Bay	63,591	L 38-14

## 2006 (3-1)

Date	Opponent	Attendance	Result
8/12/06	Kansas City	70,016	W 24-14
8/19/06	at St. Louis	65,391	W 27-20
8/27/06	at Denver	73,689	L 17-14
8/31/06	Tampa Bay	70,037	W 16-13

## 2007 (2-2)

Date	Opponent	Attendance	Result
8/11/07	Chicago	70,060	L 20-19
8/18/07	at Arizona	64,405	W 33-20
8/25/07	Dallas	70,512	W 28-16
8/30/07	at Tampa Bay	64,321	L 31-24

## 2008 (2-2)

Date	Opponent	Attendance	Result
8/9/08	Denver	70,020	W 19-16
8/16/08	at New Orleans	70,009	W 31-27
8/22/08	at Dallas	60,795	L 23-22
8/28/08	Tampa Bay	70,011	L 16-6

## 2009 (2-2)

Date	Opponent	Attendance	Result
8/15/09	at Kansas City	64,781	W 16-10
8/22/09	New Orleans	70,107	L 38-14
8/31/09	Minnesota	70,191	L 17-10
9/4/09	at Tampa Bay	63,831	W 27-20

## 2010 (1-3)

Date	Opponent	Attendance	Result
8/14/10	at Arizona	61,489	L 19-16
8/21/10	at New Orleans	70,025	L 38-20
8/28/10	Dallas	70,725	W 23-7
9/2/10	Tampa Bay	70,035	L 24-17

## 2011 (3-1)

Date	Opponent	Attendance	Result
8/15/11	N.Y. Jets	70,025	W 20-16
8/20/11	New Orleans	70,828	W 27-14
8/27/11	at San Francisco	69,732	W 30-7
9/1/11	at Minnesota	62,148	L 28-0

## 2012 (3-1)

Date	Opponent	Attendance	Result
8/11/12	at Carolina	69,002	W 26-13
8/18/12	San Francisco	71,196	W 20-9
8/25/12	at New Orleans	72,082	L 34-27
8/30/12	Minnesota	71,116	W 28-24

## 2013 (3-1)

Date	Opponent	Attendance	Result
8/9/13	at Minnesota	62,306	W 27-13
8/17/13	Miami	71,141	W 24-17
8/25/13	New Orleans	71,611	L 31-23
8/29/13	at Dallas	76,856	W 24-6

## 2014 (2-2)

Date	Opponent	Attendance	Result
8/9/14	at Arizona	60,540	L 32-0
8/16/14	Atlanta	71,644	W 32-7
8/23/14	at Denver	75,093	W 18-17
8/28/14	San Francisco	71,408	L 40-13

## 2015 (2-2)

Date	Opponent	Attendance	Result
8/15/15	San Francisco	71,403	W 23-10
8/22/15	Denver	71,533	L 14-10
8/30/15	at New Orleans	72,998	W 27-13
9/3/15	at Dallas	85,067	L 21-14

## 2016 (4-0)

Date	Opponent	Attendance	Result
8/14/16	at San Francisco	70,178	W 24-13
8/20/16	New Orleans	71,517	W 16-9
8/28/16	Arizona	71,515	W 34-24
9/1/16	at Dallas	81,016	W 28-17

## 2017 (1-2)

Date	Opponent	Attendance	Result
8/9/17	at Carolina	72,100	L 27-17
8/19/17	New England	71,504	W 27-23
8/26/17	at New Orleans	73,064	L 13-0
8/31/17	Dallas	Cancelled due to Hurricane Harvey	

## 2018 (3-1)

Date	Opponent	Attendance	Result
8/9/18	at Kansas City	58,465	W 17-10
8/18/18	San Francisco	71,312	W 16-13
8/25/18	at L.A. Rams	60,862	L 20-21
8/30/18	Dallas	71,438	W 14-6

# ALL-TIME PRESEASON RECORDS

## TEAM RECORDS

### POINTS SCORED, GAME

Points	Date	Opponent	Attendance	W/L	Result
34	8/28/16	Arizona	71,515	W	34-24
33	8/18/07	at Arizona	64,405	W	33-20
32	8/16/14	Atlanta	71,644	W	32-7
31	8/16/08	at New Orleans	70,009	W	31-27
30	8/27/11	at San Francisco	69,732	W	30-7
28	8/30/12	Minnesota	71,116	W	28-24
28	8/25/07	Dallas	70,512	W	28-16

### POINTS ALLOWED, GAME

Points	Date	Opponent	Attendance	W/L	Result
40	8/28/14	San Francisco	71,408	L	40-13
38	8/21/04	at Pittsburgh	56,028	L	38-3
38	9/1/05	at Tampa Bay	63,591	L	38-14
38	8/22/09	New Orleans	70,107	L	38-14
38	8/21/10	at New Orleans	70,025	L	38-20

### MOST RUSHING YARDS, GAME

Yards	Att.	TD	Opponent	Date
208	34	2	New Orleans	8/20/11
190	40	1	Dallas	8/29/13
187	32	1	Denver	8/27/04
174	39	1	Carolina	8/11/12
173	36	1	Dallas	8/28/10
173	41	3	Kansas City	8/12/06

### MOST NET PASSING YARDS, GAME

Yards	Comp.	Att.	TD	Opponent	Date
355	32	49	1	New Orleans	8/25/13
316	28	53	2	Tampa Bay	9/2/10
306	31	44	2	at Minnesota	8/9/13
303	26	38	3	Miami	8/17/13
289	21	25	2	New Orleans	8/16/08

## TEAM RECORDS (cont.)

### MOST TOTAL YARDS, GAME

Total	Rush	Pass	Opponent	Date
496	141	355	New Orleans	8/25/13
439	133	306	at Minnesota	8/9/13
436	208	228	New Orleans	8/20/11
417	101	316	Tampa Bay	9/2/10
417	172	245	at San Francisco	8/27/11

## INDIVIDUAL RECORDS

### MOST RUSHING YARDS, GAME

Yards	Att.	TD	Player	Opponent	Date
114	13	2	J. Forsett	Minnesota	8/30/12
110	8	1	A. Foster	Dallas	8/28/10
107	19	0	C. Wood	at Dallas	8/29/13
95	9	1	B. Tate	New Orleans	8/20/11
92	11	2	V. Morency	St. Louis	8/19/06

### MOST PASSING YARDS, GAME

Yards	Att.	Comp.	TD	Player	Opponent	Date
213	26	15	0	M. Schaub	New Orleans	8/25/13
205	15	22	2	D. Carr	San Diego	8/23/03
197	9	16	2	R. Grossman	Tampa Bay	9/4/09
194	18	15	1	M. Schaub	New Orleans	8/25/12
187	14	16	2	M. Schaub	New Orleans	8/16/08

### MOST RECEIVING YARDS, GAME

Yards	Rec.	TD	Player	Opponent	Date
148	3	1	J. Jones	Tampa Bay	9/4/09
131	7	0	A. Johnson	New Orleans	8/25/13
100	4	0	A. Johnson	New Orleans	8/20/11
100	6	1	K. Walter	New Orleans	8/16/08
97	4	0	G. Graham	New Orleans	8/25/12

# ALL-TIME ALPHABETIC ROSTER

^ DENOTES DRAFT PICK

All appeared on the 53-man roster for at least one game

## A

47 Abbate, Jon, LB, Wake Forest, 2007  
78 Aboushi, Oday, G, Virginia, 2015-16  
59 Acholonu, D.D., LB, Washington St., 2004  
74 Adams, Aaron, T, Eastern Kentucky, 2015  
19 Adams, Charlie, WR, Hofstra, 2006  
70 Adams, Jeff, T, Columbia, 2014-16  
50 Adams, Tyrell, West Georgia, 2018  
52 ^Adibi, Xavier, LB, Virginia Tech, 2008-10  
88 ^Akins, Jordan, TE, Central Florida, 2018  
54 Alexander, Mister, ILB, Florida St., 2011-12  
22 Alexander, Roc, CB, Washington, 2006-07  
20 Allen, James, RB, Oklahoma, 2002  
30 Allen, Jason, CB, Tennessee, 2010-11  
79 Allen, Jeff, G, Illinois, 2016-17  
50 ^Anderson, Charlie, LB, Mississippi, 2004-07  
14/17/89 ^Anderson, David, WR, Colorado St., 2006-11  
27 Anderson, Jason, RB, South Dakota, 2005  
96 Anderson, Mark, DE, Alabama, 2010  
89 Anderson, Stephen, TE, California, 2016-17  
91 Ankrah, Jason, OLB, Nebraska, 2014  
87/88 Armstrong, Derick, WR, Arkansas-Monticello, 2003-05  
37 Aubrey, Josh, S, Stephen F. Austin, 2014  
61 Austin, Thomas, C, Clemson, 2011

## B

93 ^Babin, Jason, LB, Western Michigan, 2004-06  
23 Bademosi, Johnson, CB, Stanford, 2018  
22 Ball, Alan, CB, Illinois, 2012  
39 ^Ballentine, Lonnie, S, Memphis, 2014-16  
33 Banks, Johnthan, CB, Mississippi State, 2017  
12 Banks, Tony, QB, Michigan St., 2002-05  
34 ^Barber, Dominique, FS, Minnesota, 2008-11  
51 Barber, Shawn, LB, Richmond, 2007  
67 Barry, Kevin, T, Arizona, 2007  
98 ^Barwin, Connor, DE/OLB, Cincinnati, 2009-12  
47 ^Baxter, Jarrod, FB, New Mexico, 2002-04  
81 Baylis, Evan, TE, Oregon, 2017  
12 Beck, John, QB, BYU, 2012  
68 Bedell, Brad, T, Colorado, 2006  
33 Bell, Jason, CB, UCLA, 2002-05  
57 Bell, Marcus, LB, Arizona, 2004  
32 ^Bennett, Fred, CB, South Carolina, 2007-09  
57 Bentley, Kevin, LB, Northwestern, 2008-10  
68 Bergstrom, Tony, C, Utah, 2016  
50 Bing, Darnell, LB, USC, 2010  
88 Black, Avion, WR, Tennessee St., 2002  
71 Black, Jordan, T, Notre Dame, 2007  
97 Blackson, Angelo, DE, Auburn, 2017-18  
99 Blade, Willie, DE, Mississippi St., 2002  
28 ^Blue, Alfred, RB, LSU, 2014-18  
16 ^Bonner, Alan, WR, Jacksonville St., 2013-15  
28 Boulware, Michael, S, Florida St., 2007  
21/34 Bouye, A.J., CB, Central Florida, 2013-16  
71 Boselli, Tony, T, USC, 2002  
7 Boyd, Shane, QB, Kentucky, 2007  
85 Bradford, Corey, WR, Jackson St., 2002-05  
50 Braman, Bryan, OLB, West Texas A&M, 2011-13  
65 Brisiel, Mike, G, Colorado State, 2007-11  
79 ^Brooks, Brandon, G, Miami (Ohio), 2012-15  
24 ^Brown, C.C., SS, Louisiana-Lafayette, 2005-08  
22 Brown, Chris, RB, Colorado, 2008-09  
76 ^Brown, Duane, T, Virginia Tech, 2008-17  
24 Brown, Eric, SS, Mississippi St., 2002-04  
48 Brown, Kourtnei, OLB, Clemson, 2015  
3 Brown, Kris, K, Nebraska, 2002-09  
67 ^Brown, Milford, G, Florida St., 2002-05  
22 Brown, Ronnie, RB, Auburn, 2014  
98 Browner, Keith, DE, California, 2014

87 Bruener, Mark, TE, Washington, 2004-08  
31 Buchanon, Phillip, CB, Miami (FL), 2005-06  
4 ^Bullock, Randy, K, Texas A&M, 2012-15  
53 Bullough, Max, ILB, Michigan State, 2014-16  
79 Bulman, Tim, DT, Boston College, 2006-11  
20 Burley, Marcus, CB, Delaware, 2017  
22 ^Burns, Curry, FS, Louisville, 2003  
39 Burton, Deante, CB, Kansas State, 2018  
40 Busing, John, FS, Miami (OH), 2009  
78 Butler, Rashad, T, Miami, 2007-12  
89 Byrne, Jake, TE, Wisconsin, 2013

## C

62 ^Caldwell, Antoine, C/G, Alabama, 2009-12  
39 Campbell, Ibraheim, S, Northwestern, 2017  
53 Campbell, Khary, LB, Bowling Green, 2009  
36 ^Carmichael, Roc, CB, Virginia Tech, 2011-12  
8 ^Carr, David, QB, Fresno St., 2002-06  
59 Carroll, Travis, LB, Florida, 2003  
36 Carter, Chris, FS, Texas, 2002  
14 Carter, DeAndre, WR, Sacramento State, 2018  
86 ^Casey, James, TE/FB, Rice, 2009-12  
59 Chamberlin, Frank, LB, Boston College, 2005  
74 Clabo, Tyson, T, Wake Forest, 2014  
74 Clark, Chris, T, Southern Mississippi, 2015-17  
55 Clark, Danny, LB, Illinois, 2007  
1 Clemens, Kellen, QB, Oregon, 2011  
96 Clements, Chunky, NT, Illinois, 2017  
50 Clemons, Charlie, LB, Georgia, 2003  
58 ^Cliett, Reshard, ILB, South Florida, 2015  
90 ^Clowney, Jadeveon, DE/OLB, South Carolina, 2014-18  
40 Clutts, Tyler, FB, Fresno State, 2012  
60/96 Cochran, Earl, DE, Alabama State, 2006-08  
95 Cody, Shaun, DT/NT, USC, 2009-12  
51 Cole, Dylan, ILB, Missouri State, 2017-18  
42 Coleman, Marcus, CB, Texas Tech, 2002-05  
53 Coley, Kevis, LB, Southern Mississippi, 2008  
22 Colvin, Aaron, CB, Oklahoma, 2018  
45 Comella, Greg, FB, Stanford, 2003  
43 Cook, Jameel, FB, Illinois, 2006-07  
16 ^Coutee, Keke, WR, Texas Tech, 2018  
95 ^Covington, Christian, DE, Rice, 2015-18  
40 Cox, Curome, S, Maryland, 2007  
93 ^Crick, Jared, DE, Nebraska, 2012-15  
36 Cromartie, Marcus, S, Wisconsin, 2017  
41 ^Cunningham, Zach, ILB, Vanderbilt, 2017-18  
56 ^Cushing, Brian, ILB, USC, 2009-17



ILB Brian Cushing was named the AP Defensive Rookie of the Year in 2009 and is the Texans' all-time leading tackler with 664.

## D

75 Dalton, Lional, DT, Eastern Michigan, 2006  
8 Daniel, Trevor, P, Tennessee, 2018  
2 Daniels, B.J., QB, South Florida, 2015  
81 ^Daniels, Owen, TE, Wisconsin, 2006-13  
70 ^Davenport, Julián, T, Bucknell, 2017-18  
11 Davis, André, WR, Virginia Tech, 2007-10

37 ^Davis, Domanick, RB, LSU, 2003-06 (also known as Domanick Williams)  
90/97 Davis, Jason, DE, West Virginia, 2003, 2005  
60 Dawson, Curry, T, Angelo State, 2003  
87 Dawson, JaJuan, WR, Tulane, 2002  
36 Dayne, Ron, RB, Wisconsin, 2006-07  
31 Decoud, Treston, CB/S, Oregon State, 2017  
95 Deloach, Jerry, DE, California, 2002-05  
17 Delhomme, Jake, QB, La.-Lafayette, 2011  
27/32/39 Demps, Quintin, SS, UTEP, 2010-12, 2015-16  
47 Demps, Will, FS, San Diego State, 2007-08  
81 Denham, Anthony, TE, Utah, 2014-15  
77 Denney, Ryan, DE, BYU, 2010  
28 Dennis, Pat, CB, La.-Monroe, 2002-03  
50 Dent, Akeem, ILB, Georgia, 2014-16  
19 ^Dickerson, Dorin, WR, Pittsburgh, 2010  
54/91 ^Diles, Zac, LB, Kansas State, 2007-10, 2014  
36 ^Dillon, K.J., S, West Virginia, 2016  
52 Dobbins, Tim, ILB, Iowa State, 2011-13  
66 Dorsey, Char-ron, T, Florida St., 2002  
85 Dreesen, Joel, TE, Colorado State, 2007-11  
23/40 Drummond, Kurtis, S, Michigan State, 2015-17  
92 Dunn, Brandon, DE, Louisville, 2015-18

## E

26 ^Earl, Glenn, SS, Notre Dame, 2004-07  
33 Echemandu, Adimchinobi, RB, California, 2007  
53 ^Ejiofor, Duke, OLB, Wake Forest, 2018  
38 Ellington, Andre, RB, Clemson, 2017  
12 Ellington, Bruce, WR, South Carolina, 2017  
34 ^Ervin, Tyler, RB, San Jose State, 2016-18  
65 Evans, Brandon, G, Houston, 2004  
35 Evans, Leomont, SS, Clemson, 2002  
54 Evans, Troy, LB, Cincinnati, 2002-06

## F

38 ^Faggins, DeMarcus, CB, Kansas St., 2002-08  
7 Fairbairn, Ka'imi, K, UCLA, 2016-18  
25 Ferguson, Nick, SS, Georgia Tech, 2008-09  
87 ^Fiedorowicz, C.J., TE, Iowa, 2014-17  
14 Fitzpatrick, Ryan, CB, Harvard, 2014  
58 Flanagan, Mike, C, UCLA, 2006-07  
21 Fletcher, Jamar, CB, Wisconsin, 2007  
93 Flowers, Erik, LB, Arizona St., 2002  
58 Foley, Steve, LB, La.-Monroe, 2003  
27 ^Foreman, D'Onta, RB, Texas, 2017-18  
56 Foreman, Jay, LB, Nebraska, 2002-04  
28 Forsett, Justin, RB, California, 2012  
23/27/37 Foster, Arian, RB, Tennessee, 2009-15  
45 Fox, Keyaron, LB, Georgia Tech, 2012  
20 Freeman, Robert, CB, Clark Atlanta, 2003  
75 ^Frye, Brandon, T, Virginia Tech, 2007  
15 ^Fuller V, Will, WR, Notre Dame, 2016-18  
61 Fuller, Kyle, C/G, Baylor, 2017  
73 Fulton, Zach, G, Tennessee, 2018

## G

35 Gado, Samkon, RB, Liberty, 2006  
86 ^Gaffney, Jabar, WR, Florida, 2002-05  
7 Garcia, Jeff, QB, San Jose State, 2011  
66 Gardner, Andrew, T, Georgia Tech, 2011-13  
25 Garrett, Kevin, CB, SMU, 2006  
68 Giacomini, Breno, T, Louisville, 2017  
81 Gideon, Sherrod, WR, Southern Mississippi, 2002  
21 Gilchrist, Marcus, S, Clemson, 2017  
31 Glenn, Aaron, CB, Texas A&M, 2002-04  
52 Gooden, Tavares, LB, Miami, 2013  
70 Graham, DeMingo, G, Hofstra, 2002  
88 ^Graham, Garrett, TE, Wisconsin, 2010-15  
37 Graham, Ray, RB, Pittsburgh, 2013  
17 Graham, Shayne, K, Virginia Tech, 2012  
16 Gray, Deanté, WR, TCU, 2017  
30 Green, Ahman, RB, Nebraska, 2007-08



# ALL-TIME ALPHABETIC ROSTER

90 ^Green, Howard, DT, LSU, 2002  
77 Green, Jarvis, DE, LSU, 2010  
58 Greenhouse, Isaiah, LB, Northwestern St., 2010  
56 Greenwood, Morlon, LB, Syracuse, 2005-08  
84 ^Griffin, Ryan, TE, Connecticut, 2013-18  
45 Griffith, Justin, FB, Mississippi State, 2010  
41/43 Grimes, Jonathan, RB, William & Mary, 2012-16  
5 Grossman, Rex, QB, Florida, 2009

## H

29 ^Hal, Andre, S, Vanderbilt, 2014-18  
72 Hall, Barry, T, Middle Tennessee St., 2002  
17 Hamilton, Cobi, WR, Arkansas, 2017  
81 Harris, Atnaf, WR, CS-Northridge, 2002  
26 ^Harris, Brandon, CB, Miami, 2011-13  
82 Harris, Clark, TE, Rutgers, 2008  
91 Harris, Ra'Shon, NT, Oregon, 2012  
68 Harris, Ryan, T, Notre Dame, 2012-13  
31 ^Harrison, Brandon, S, Stanford, 2007-08  
2 Hartmann, Brett, P, Central Michigan, 2011  
93 Heath, Joel, DE, Michigan State, 2016-18  
34 Hebert, Kyries, FS, La.-Lafayette, 2002  
50 Heeney, Ben, ILB, Kansas, 2017  
8 Heinicke, Taylor, QB, Old Dominion, 2017  
76 Henderson, Seantrel, T, Miami (Fla.), 2018  
27 Henry, Chris, RB, Arizona, 2009  
75 Herndon, Jimmy, T, Houston, 2002-03  
87 ^Hill, Anthony, TE, North Carolina St., 2009-10  
94 ^Hill, Charles, DT, Maryland, 2002  
63/55/57 ^Hodgdon, Drew, C, Arizona St., 2005-07  
16 ^Holliday, Trindon, WR, LSU, 2010-12  
25 ^Hollings, Tony, RB, Georgia Tech, 2003-05  
89 Holloway, Jabari, TE, Notre Dame, 2002-03  
10 ^Hopkins, DeAndre, WR, Clemson, 2013-18  
29 Horton, Jason, CB, North Carolina A&T, 2007  
58 Houston, Lamarr, OLB, Texas, 2017  
38 Howell, Buddy, RB, Florida Atlantic, 2018  
7 Hoyer, Brian, QB, Michigan State, 2015  
33 Hunt, Akeem, RB, Purdue, 2015-16  
72 Hunter, David, DE, Houston, 2012  
34 Hutchins, Von, CB/FS, Mississippi, 2006-07

## I

87 Insley, Trevor, WR, Nevada-Reno, 2002  
94 Ioane, Junior, DT, Arizona State, 2003-05

## J

25 ^Jackson, Kareem, CB/S, Alabama, 2010-18  
62 Jackson, Scott, T, Brigham Young, 2006-08  
53 James, Bradie, LB, LSU, 2012  
31 James, Charles, CB, Charleston Southern, 2015-16  
96/99 Jamison, Tim, DE, Michigan, 2009-14  
18 Jean, Lestar, WR, Florida Atlantic, 2011-13  
54 Jefferson, Willie, OLB, Stephen F. Austin, 2013  
84 Jenkins, Darnell, WR, Miami, 2008  
44 Jenkins, Jelani, ILB, Florida, 2017  
80 ^Johnson, Andre, WR, Miami, 2003-14  
89 Johnson, Bryant, WR, Penn State, 2011  
13 Johnson, Damaris, WR, Tulsa, 2014  
28 Johnson, Dennis, RB, Arkansas, 2013  
25 Johnson, Derrick, CB, Washington, 2006  
64 Johnson, Dorian, G, Pittsburgh, 2017  
5/8 Johnson, Josh, QB, San Diego, 2017  
30 ^Johnson, Kevin, CB, Wake Forest, 2015-18  
63 Johnson, Roderick, T, Florida State, 2018  
96 Johnson, Thomas, DT, Middle Tenn. State, 2006  
75/99 ^Johnson, Travis, DT, Florida St., 2005-08  
18 Jones, Andy, WR, Jacksonville, 2017  
60 ^Jones, Ben, C, Georgia, 2012-15  
20 Jones, Don, S, Arkansas State, 2016  
5 Jones, Donnie, P, LSU, 2012  
18 Jones, Dwaune, WR, Richmond, 2002  
73 Jones, Garrick, T, Arkansas St., 2003-04

33 Jones, Greg, FB, Florida St., 2013  
12 ^Jones, Jacoby, WR, Lane College, 2007-11  
83 ^Joppru, Bennie, TE, Michigan, 2003-05  
24 Joseph, Johnathan, CB, South Carolina, 2011-18

## K

58 ^Kalambayi, Peter, OLB, Stanford, 2018  
94 Kalu, N.D., DE, Rice, 2006-08  
94 Kamalu, Ufomba, DE, Miami (Fla.), 2016-17  
39 Karim, Deji, RB, Southern Illinois, 2013  
60 Keathley, Michael, G, TCU, 2003  
7 Keenum, Case, QB, Houston, 2013-14  
53 Kegl, Stanford, LB, Purdue, 2010  
63 Kelemete, Senio, G, Washington, 2018  
88 Kent, Rashod, TE, Rutgers, 2003  
31 ^Keo, Shiloh, S, Idaho, 2011-14  
53 Kershaw, William, LB, Maryland, 2007  
49 Keyes, Josh, ILB, Boston College, 2018  
78 Killings, Cedric, DT, Carson-Newman, 2006-07  
62 Kupper, Alex, C, Louisville, 2013

## L

96 Langford, Kendall, DE, Hampton, 2017  
58 Lamar, Jason, LB, Toledo, 2002  
63/74 Lamm, Kendall, T, Appalachian State, 2015-18  
44 Leach, Vonta, FB, East Carolina, 2006-10  
9 Lechler, Shane, P, Texas A&M, 2013-17  
9/11 Leinart, Matt, QB, USC, 2010-11  
17 Lemon, Alec, WR, Syracuse, 2013  
96 Lewis, Damione, DT, Miami, 2010  
86 Lewis, Derrick, WR, San Diego State, 2006  
84 Lewis, Jermaine, WR, Maryland, 2002  
21 Lewis, Kendrick, S, Mississippi, 2014  
54 Lewis, LaTroy, OLB, Tennessee, 2017  
6 Lewis, Thad, QB, Duke, 2014  
20 ^Lord, Jammal, FS, Nebraska, 2004-05  
62 Lorenti, Chris, C, Central Florida, 2002-03  
33 ^Lundy, Wali, RB, Virginia, 2006  
64 Lynch, Ben, C, California, 2003

## M

43 Mack, Elbert, CB, Troy, 2013-14  
34 Mack, Stacey, RB, Temple, 2003  
95 Maddox, Anthony, DT, Delta State, 2006-07  
15 Maehl, Jeff, WR, Oregon, 2011  
88 Malleck, Ryan, TE, Virginia Tech, 2017  
15 Mallett, Ryan, QB, Arkansas, 2014-15  
97 Malone, Alfred, DE, Troy, 2005-06  
65 Mancz, Greg, C, Toledo, 2015-18  
38 Manning, Daniel, S, Abilene Christian, 2011-14  
57 Manning, Roy, LB, Michigan, 2006  
82 ^Martin, Keshawn, WR, Michigan State, 2012-15  
66 ^Martin, Nick, C, Notre Dame, 2016-18  
99 Martin, Steve, DT, Missouri, 2003  
90 Martin, Terrance, DT, North Carolina St., 2003  
17 Martinez, Glenn, WR, Saginaw Valley, St., 2009  
82 Mason, Derrick, WR, Michigan State, 2011  
32 Mathieu, Tyrann, S, LSU, 2018  
13 ^Mathis, Jerome, WR, Hampton, 2005-07  
53 Mays, Joe, ILB, North Dakota State, 2013  
21/41 ^McCain, Brice, CB, Utah, 2009-13  
51 McClain, Jimmy, LB, Troy, 2002-03  
97 McClain, Terrell, NT, South Florida, 2012-13  
20 McClellan, Dexter, CB, Clemson, 2006  
95 McClover, Stanley, DE, Auburn, 2008  
27/29 McCree, Marlon, FS, Kentucky, 2003-04  
80 McDermott, Sean, TE/LS, Kansas, 2002  
89 McFarland, Mike, TE, South Florida, 2015  
11 McGloin, Matt, QB, Penn St., 2017  
28 McKenzie, Chris, CB, Arizona St., 2005-06  
55 ^McKinney, Benardrick, ILB, Mississippi State, 2015-18

76 McKinney, Steve, C, Texas A&M, 2002-07  
22 ^McManis, Sherrick, CB, Northwestern, 2010-11  
59 ^Merclius, Whitney, LB, Illinois, 2012-18  
82 Miller, Billy, TE, USC, 2002-04  
13 ^Miller, Braxton, WR, Ohio State, 2016-17  
26 Miller, Lamar, RB, Miami (Fla.), 2016-18  
92 ^Mitchell, Earl, DT, Arizona, 2010-13  
59 Mitchell, Keith, LB, Texas A&M, 2002  
11 Mitchell Jr., Steven, WR, Southern California, 2018  
21 Moats, Ryan, RB, Louisiana Tech, 2008-09  
54/90 Mohamed, Mike, ILB, California, 2013-15  
28 ^Molden, Antwaun, CB, Eastern Kentucky, 2008-10  
57 Monk, Quincy, LB, North Carolina, 2004  
57 ^Montgomery, Sam, DE, LSU, 2013  
33 Moore, A.J., S, Mississippi, 2018  
43 Moore, Corey, S, Georgia, 2015-17  
26 Moore, Rahim, FS, UCLA, 2015  
34 ^Morency, Vernand, RB, Oklahoma St., 2005-06  
11 Morgan, Donovan, WR, La.-Lafayette, 2005  
77 Morris, Darius, G, Temple, 2011  
26 Morris, Darryl, CB, Texas State, 2014-15  
84 Moses, JJ, WR, Iowa State, 2003-04



WR JJ Moses now serves as the Texans' director of player engagement after playing two seasons (2003-04) with the team.

84 Moulds, Eric, WR, Mississippi State, 2006  
12 ^Mumphery, Keith, WR, Michigan State, 2015-16  
83 Murphy, Frank, WR, Kansas St., 2002  
81 Murphy, Matt, TE, Maryland, 2003-05  
55 Myers, Chris, C, Miami, 2008-14

## N

57/72 Nading, Jesse, DE, Colorado St., 2008-12  
16 Nall, Craig, QB, Northwestern St. (La.), 2008  
32 Nelson Jr., Robert, CB, Arizona State, 2016  
64 Newell, Mike, C, Colorado St., 2002  
72/75 ^Newton, Derek, T, Arkansas St., 2011-16  
92 ^Nix III, Louis, NT, Notre Dame, 2014-15  
53 Nixon, David, LB, BYU, 2010  
33 ^Nolan, Troy, FS, Arizona State, 2009-12  
44 Norris, Moran, FB, Kansas, 2002-05  
8 Novak, Nick, K, Maryland, 2015-16

## O

27 Ogbonnaya, Chris, RB, Texas, 2011  
99 Ogunleye, Adewale, DE, Indiana, 2010  
97 ^Okam, Frank, DT, Texas, 2008-10  
91 ^Okoye, Amobi, DT, Louisville, 2007-10  
42 Oporum, Toben, RB, Kansas, 2013  
7 Orlovsky, Dan, QB, Connecticut, 2009-10  
53 Orr, Shantee, LB, Michigan, 2003-07  
17 Osweiler, Brock, QB, Arizona State, 2016  
79 Overhauser, Chad, G, UCLA, 2002  
57 ^Ozougwu, Chela, OLB, Rice, 2011

## P

97 ^Pagan, Jeoffrey, DE, Alabama, 2014-15  
38 Parson, Mark, CB, Ohio, 2009  
24 Paymah, Karl, CB, Washington State, 2010

# ALL-TIME ALPHABETIC ROSTER

91 Payne, Seth, DT, Cornell, 2002-06  
 71 Pearson, Mike, T, Florida, 2006  
 98 ^Peek, Antwan, LB, Cincinnati, 2003-06  
 52 Peters, Brian, ILB, Northwestern, 2015-18  
 55 Pettway, Kenneth, LB, Grambling St., 2005  
 94 Pickett, Ryan, NT, Ohio State, 2014  
 48 Pittman, Bryan, LS, Washington, 2003-09  
 42 Pittman, David, CB, Northwestern St. (La.), 2008  
 69 ^Pitts, Chester, G/T, San Diego St., 2002-09  
 35 Pleasant, Eddie, S, Oregon, 2012-17  
 22 Polk, Chris, RB, Washington, 2015  
 51 Polk, DaShon, LB, Arizona, 2004-06  
 31 Pollard, Bernard, SS, Purdue, 2009-10  
 5 Porter, Quinton, QB, Boston College, 2006  
 98 Posey, Jeff, LB, So. Mississippi, 2002  
 11 ^Posey, DeVier, WR, Ohio State, 2012-14  
 95 Powe, Jerrell, NT, Mississippi, 2014  
 74 Powell, Jamal, C, TCU, 2003  
 53 President, Gimel, OLB, Illinois, 2017  
 69 Pressley, DeMario, DT, North Carolina State, 2010  
 45 ^Prosch, Jay, FB, Auburn, 2014-17  
 85 Pruitt, MyCole, TE, Southern Illinois, 2017  
 88 Putzier, Jeb, TE, Boise State, 2006-07

**Q**  
 77 ^Quessenberry, David, G, San Jose State, 2013-17  
 29 ^Quin, Glover, CB/S, New Mexico, 2009-12  
 11 Quinn, Mike, QB, Stephen F. Austin, 2002-03

**R**  
 4 Rackers, Neil, K, Illinois, 2010-11  
 15/4 ^Ragone, Dave, QB, Louisville, 2003-05  
 68 Randall, Greg, T, Michigan State, 2003  
 75 ^Rankin, Martin, G, Mississippi State, 2018  
 98 ^Reader, D.J., NT, Clemson, 2016-18  
 58 ^Reed, Brooks, OLB, Arizona, 2011-14  
 20 Reed, Ed, FS, Miami, 2013  
 35 Reeves, Jacques, CB, Purdue, 2008-09  
 75 Reid, Jah, T, Central Florida, 2017  
 20 ^Reid, Justin, S, Stanford, 2018  
 70 Reyes, Tutan, G, Mississippi, 2009  
 22 Rice, Denzel, CB, Coastal Carolina, 2016  
 27 Richardson, Mattered, CB, Arkansas, 2008  
 68 Riley, Victor, T, Auburn, 2005  
 48 Rivers, Gerald, OLB, Mississippi, 2016  
 84 Rivers, Marcellus, TE, Oklahoma St., 2005  
 66/97 Robinson, Deljuan, DT, Mississippi State, 2007-09  
 23 ^Robinson, Dunta, CB, South Carolina, 2004-09  
 20 Rogers, Justin, CB, Richmond, 2013  
 20 Rolle, Jumal, CB, Catawba, 2014-15  
 18 Rosenfels, Sage, QB, Iowa State, 2006-08  
 30 Routt, Stanford, CB, Houston, 2012  
 42 Russell, Brian, FS, San Diego State, 2009  
 83 Rutledge, Rod, TE, Alabama, 2002  
 97/54 Ruud, Barrett, ILB, Nebraska, 2012  
 59 ^Ryans, DeMeco, LB, Alabama, 2006-11

**S**  
 66/74 Salaam, Ephraim, T, San Diego State, 2006-10  
 21 Sanders, Lewis, CB, Maryland, 2005-06  
 37 Sapp, Cecil, RB, Colorado State, 2008  
 91 Sapp, Ricky, OLB, Clemson, 2013-14  
 3 ^Savage, Tom, QB, Pittsburgh, 2014-17  
 57 Scarlett, Brennan, OLB, Stanford, 2016-18  
 65 Schau, Ryan, G, Illinois, 2002  
 8 Schaub, Matt, QB, Virginia, 2007-13  
 29 Scott, Guss, S, Florida, 2006  
 92 Sears, Corey, DE, Mississippi St., 2002-04  
 37 Shabazz, Al-Hajj, West Chester, 2016  
 55 Sharper, Jamie, LB, Virginia, 2002-04

51 ^Sharpton, Darryl, LB, Miami (Fla.), 2010-13  
 19 Shepherd, Edell, WR, San Jose State, 2006  
 67 Sheppard, Malcolm, DT, Arkansas, 2010  
 18 Shorts III, Cecil, WR, Mount Union, 2015  
 30/22 Simmons, Jason, CB/S, Arizona St., 2002-07  
 51 Simon, John, OLB, Ohio State, 2014-16  
 62 Slade, Chad, G, Auburn, 2015-17  
 20 ^Slaton, Steve, RB, West Virginia, 2008-11  
 79 Slechta, Jeremy, DT, Nebraska, 2003  
 47 Smelley, Brad, FB, Alabama, 2013  
 94 Smith, Antonio, DE, Oklahoma St., 2009-13, 2016  
 90 Smith, D.J., OLB, Appalachian State, 2013  
 99 Smith, Robaire, DE, Michigan St., 2004-05  
 71 ^Smith, Shelley, G, Colorado State, 2010-11  
 17 Smith, Vyncint, WR, Limestone, 2018  
 74 Smith, Wade, G, Memphis, 2010-13  
 32 Spann, Chad, RB, Northern Illinois, 2013  
 59 Spearman, Argemis, LB, Mississippi, 2003  
 68 Spears, Marcus, T, Northwestern St., 2004  
 77 ^Spencer, Charles, T, Pittsburgh, 2006-07  
 78 Spikes, Cameron, G/T, Texas A&M, 2002  
 40 Stansbury, Ed, FB, UCLA, 2002  
 7 Stanley, Chad, P, Stephen F. Austin, 2002-06  
 29 Starling, Jawanza, FS, USC, 2013  
 17 Starling, Kendrick, WR, San Jose St., 2004  
 26 Stevens, Matt, FS, Appalachian St., 2002-03  
 68 Stevenson, Dan, G, Notre Dame, 2008  
 91 Still, Devon, DE, Penn State, 2016  
 42 Stone, Michael, FS, Memphis, 2006  
 11 ^Strong, Jaelen, WR, Arizona St., 2015-17  
 84 Stross, Trey, WR, Iowa, 2010  
 64 ^Studdard, Kasey, G, Texas, 2007-11  
 71 ^Su'a-Filo, Xavier, G, UCLA, 2014-17  
 48 Supernaw, Phillip, TE, Ouachita Baptist, 2013  
 36 ^Swearinger, D.J., SS, South Carolina, 2013-14  
 2 ^Symons, B.J., QB, Texas Tech, 2004



QB Matt Schaub holds nearly every passing record in franchise history and was part of the team's first AFC South title (2011).

**T**  
 52 Tarpinian, Jeff, ILB, Iowa, 2013-14  
 43/44 Tate, Ben, RB, Auburn, 2010-13  
 27 Taylor, Chris, RB, Indiana, 2006-08  
 87 Thomas, Demaryius, WR, Georgia Tech, 2018  
 83 ^Thomas, Jordan, TE, Mississippi State, 2018  
 77 Thomas, Carlos, T, Florida St., 2002  
 44 Thompson, Carlos, OLB, Mississippi, 2015  
 51 Thompson, Chaun, LB, West Texas A&M, 2008-09  
 14 Thompson, Chris, WR, Florida, 2017  
 28 Tillman, Travares, FS, Georgia Tech, 2003  
 82 Toliver, Terrence, WR, LSU, 2011  
 22 Todman, Jordan, RB, Connecticut, 2017  
 14 Townsel, Derrick, WR, Murray State, 2010  
 57 Tuggle, Justin, LB, Kansas State, 2013-15  
 1 Turk, Matt, P, Wisconsin-Whitewater, 2007-11  
 34 Tyson, Mike, S, Cincinnati, 2018

**V**  
 10 Van Pelt, Bradlee, QB, Colorado St., 2006  
 21 Vaughn, Darrick, CB, S.W. Texas St., 2003  
 61 Verdell, Toddrick, LB, Florida State, 2009  
 47 Vickers, Lawrence, FB, Colorado, 2011  
 27 Victorian, Josh, CB, Louisiana Tech, 2013

**W**  
 71 Wade, Todd, T, Mississippi, 2004-05  
 37 Walker, Darius, RB, Notre Dame, 2007  
 96 Walker, Gary, DE, Auburn, 2002-05  
 40 Walker, John, FS, USC, 2006  
 73 Walker, Josh, G, Middle Tennessee State, 2016  
 41/22 ^Walker, Ramon, SS, Pittsburgh, 2002-05  
 30 Wall, Jamar, CB, Texas Tech, 2010  
 85/83 Walter, Kevin, WR, Eastern Michigan, 2006-12  
 74 Walter, Tyson, G, Ohio State, 2005  
 78 ^Wand, Seth, T, N.W. Missouri St., 2003-05  
 32 Ward, Derrick, RB, Ottawa (Kan.), 2010-11  
 85 Washington, Nate, WR, Tiffin, 2015  
 77 Washington, Todd, C/G, Virginia Tech, 2003-05  
 49 Washington Jr., Tony, OLB, Oregon, 2015  
 91 ^Watkins, Carlos, DE, Clemson, 2017-18  
 4 ^Watson, Deshaun, QB, Clemson, 2017-18  
 99 ^Watt, J.J., DE, Wisconsin, 2011-18  
 61/70 ^Weary, Fred, G, Tennessee, 2002-07  
 92/98 Weaver, Anthony, DE, Notre Dame, 2006-08  
 5 Webb III, Joe, QB, Alabama-Birmingham, 2018  
 36 Webster, Kayvon, CB, South Florida, 2018  
 5/3 Weeden, Brandon, QB, Oklahoma St., 2015-16; 2018  
 46 Weeks, Jon, LS, Baylor, 2010-18  
 32 ^Wells, Jonathan, RB, Ohio St., 2002-05  
 63 White, Chris, C, Southern Mississippi, 2007-09  
 67 White, Cody, G, Illinois State, 2012-15  
 11 White, DeAndrew, WR, Alabama, 2017  
 72 Wiegert, Zach, T, Nebraska, 2003-06  
 75 Wilfork, Vince, NT, Miami (Fla.), 2015-16  
 73 ^Williams, Brennan, T, North Carolina, 2013  
 86 Williams, Harry, WR, Tuskegee, 2007-08  
 41 Williams, Jimmy, CB, Vanderbilt, 2008  
 23 Williams, Kevin, FS, Oklahoma St., 2002  
 40 Williams, Marcus, CB, North Dakota State, 2017  
 90 ^Williams, Mario, DE, N.C. State, 2006-11  
 42 Williams, Torri, SS, Purdue, 2010  
 54 ^Williams, Trevardo, OLB, Connecticut, 2013  
 82 Williams, Wendall, WR, Cumberland, 2016  
 26 Wilson, Eugene, FS, Illinois, 2008-10  
 58 Winborn, Jamie, LB, Vanderbilt, 2009  
 73 ^Winston, Eric, T, Miami, 2006-11  
 72 Witzmann, Bryan, T, South Dakota St., 2014-15  
 52 Wong, Kailee, LB, Stanford, 2002-06  
 41 Wood, Cierre, RB, Notre Dame, 2013  
 97 Worthen, Shawn, DT, TCU, 2002  
 13 Worthy, Chandler, WR, Troy, 2015  
 43 Wright, Kenny, CB, Northwestern St., 2002-04  
 25 Wynn, Dexter, CB, Colorado State, 2006-07

**Y**  
 13/6 ^Yates, T.J., QB, North Carolina, 2011-13, 2015, 2017  
 73 Yeatman, Will, T, Maryland, 2014  
 74 Young, Ryan, T, Kansas St., 2002

**Z**  
 92 Zgonina, Jeff, DT, Purdue, 2007-09



# ALL-TIME NUMERIC ROSTER

- 1 Turk, Matt, P, Wisconsin Whitewater, 2007-11  
Clemens, Kellen, QB, Oregon, 2011
- 2 Daniels, B.J., QB, South Florida, 2015  
Hartmann, Brett, P, Central Michigan, 2011  
Symons, B.J., QB, Texas Tech, 2004
- 3 Weeden, Brandon, QB, Oklahoma State, 2018  
(Weeden also wore #5)  
Savage, Tom, QB, Pittsburgh, 2014-16  
Brown, Kris, K, Nebraska, 2002-09



K Kris Brown played in 128 games from 2002-09 and scored a franchise-record 767 career points - nearly double the next closest Texan.

- 4 Watson, Deshaun, QB, Clemson, 2017-18  
Bullock, Randy, K, Texas A&M, 2012-15  
Rackers, Neil, K, Illinois, 2010-11  
Ragone, Dave, QB, Louisville, 2003-04  
(Ragone also wore # 15)
- 5 Weeden, Brandon, QB, Oklahoma St., 2015 -16  
(Weeden also wore #3)  
Jones, Donnie, P, LSU, 2012  
Grossman, Rex, QB, Florida, 2009  
Porter, Quinton, QB, Boston College, 2006
- 6 Yates, T.J., QB, North Carolina, 2015  
(Yates also wore #13)  
Lewis, Thad, QB, Duke, 2014
- 7 Fairbairn, Ka'imi, K, UCLA, 2016-18  
Hoyer, Brian, QB, Michigan State, 2015  
Keenum, Case, QB, Houston, 2013-14  
Garcia, Jeff, QB, San Jose State, 2011  
Orlovsky, Dan, QB, Connecticut, 2009-10  
Boyd, Shane, QB, Kentucky, 2007  
Stanley, Chad, P, Stephen F. Austin, 2002-06
- 8 Heinicke, Taylor, QB, Old Dominion, 2017  
Johnson, Josh, QB, San Diego, 2017  
(Johnson also wore #5)  
Novak, Nick, K, Maryland, 2015-16  
Schaub, Matt, QB, Virginia, 2007-13  
Carr, David, QB, Fresno St., 2002-06  
Daniel, Trevor, P, Tennessee, 2018
- 9 Lechler, Shane, P, Texas A&M, 2013-17  
Leinart, Matt, QB, USC, 2010  
(Leinart also wore #11)
- 10 Hopkins, DeAndre, WR, Clemson, 2013-18  
Van Pelt, Bradlee, QB, Colorado State, 2006
- 11 Mitchell Jr., Steven, Southern California, 2018  
White, DeAndrew, WR, Alabama, 2017  
McGloin, Matt, QB, Penn St., 2017  
Strong, Jaelen, WR, Arizona State, 2015-17  
Posey, DeVier, WR, Ohio State, 2012-14  
Leinart, Matt, QB, USC, 2011  
(Leinart also wore #9)

- Davis, André, WR, Virginia Tech, 2007-10  
Morgan, Donovan, WR, La.-Lafayette, 2005  
Quinn, Mike, QB, Stephen F. Austin, 2002-03
- 12 Ellington, Bruce, WR, South Carolina, 2017  
Mumphery, Keith, WR, Michigan State, 2015-16  
Beck, John, QB, BYU, 2012  
Jones, Jacoby, WR, Lane College, 2007-11  
Banks, Tony, QB, Michigan State, 2002-05
- 13 Miller, Braxton, WR, Ohio State, 2016-17  
Worthy, Chandler, WR, Troy, 2015  
Johnson, Damaris, WR, Tulsa, 2014-15  
Yates, T.J., QB, North Carolina, 2011-13  
(Yates also wore #6)  
Mathis, Jerome, WR, Hampton, 2005-06
- 14 Carter, DeAndre, WR, Sacramento State, 2018  
Thompson, Chris, WR, Florida, 2017  
Fitzpatrick, Ryan, QB, Harvard, 2014  
Townsel, Derrick, WR, Murray State, 2010  
Anderson, David, WR, Colorado State, 2006  
(Anderson also wore #17 and #89)
- 15 Fuller V, Will, WR, Notre Dame, 2016-18  
Mallett, Ryan, QB, Arkansas, 2014-15  
Maehl, Jeff, WR, Oregon, 2011  
Ragone, Dave, QB, Louisville, 2005  
(Ragone also wore #4)
- 16 Gray, Deanté, WR, TCU, 2017  
Bonner, Alan, WR, Jacksonville State, 2013-15  
Holliday, Trindon, WR, LSU, 2010-12  
Nall, Craig, QB, Northwestern St. (La.), 2008
- 17 Smith, Vyncint, WR, Limestone, 2018  
Hamilton, Coby, WR, Arkansas, 2017  
Osweller, Brock, QB, Arizona State, 2016  
Lemon, Alec, WR, Syracuse, 2013  
Graham, Shayne, K, Virginia Tech, 2012  
Delhomme, Jake, QB, La.-Lafayette, 2011  
Anderson, David, QB, Colorado State, 2011  
(Anderson also wore #14 and #89)  
Martinez, Glenn, WR, Saginaw Valley St., 2009  
Starling, Kendrick, WR, San Jose St., 2004
- 18 Jones, Andy, WR, Jacksonville, 2017  
Shorts III, Cecil, WR, Mount Union, 2015  
Jean, Lestar, WR, Florida Atlantic, 2011-13  
Rosenfels, Sage, QB, Iowa State, 2006-08  
Jones, Dwaune, WR, Richmond, 2002
- 19 Dickerson, Dorin, WR, Pittsburgh, 2010  
Shepherd, Edell, WR, San Jose St., 2006  
Adams, Charlie, WR, Hofstra, 2006
- 20 Reid, Justin, S, Stanford, 2018  
Burley, Marcus, CB, Delaware, 2017  
Jones, Don, S, Arkansas State, 2016  
Rolle, Jumal, CB, Catawba, 2014-15  
Rogers, Justin, CB, Richmond, 2013  
Reed, Ed, FS, Miami, 2013  
Carmichael, Roc, CB, Virginia Tech, 2012  
(Carmichael also wore #36)  
Slaton, Steve, RB, West Virginia, 2008-11  
McCleon, Dexter, CB, Clemson, 2006  
Lord, Jammal, FS, Nebraska, 2004-05  
Freeman, Robert, CB, Clark Atlanta, 2003  
Allen, James, RB, Oklahoma, 2002
- 21 Gilchrist, Marcus, S, Clemson, 2017  
Bouye, A.J., CB, Central Florida, 2016  
(Bouye also wore #34)  
Morris, Darryl, CB, Texas State, 2015

(Morris also wore #26)  
Lewis, Kendrick, S, Mississippi, 2014  
McCain, Brice, CB, Utah, 2010-13  
(McCain also wore #41)  
Moats, Ryan, RB, Louisiana Tech, 2008-09  
Fletcher, Jamar, CB, Wisconsin, 2007  
Sanders, Lewis, CB, Maryland, 2005-06  
Vaughn, Darrick, CB, S.W. Texas St., 2003

- 22 Colvin, Aaron, CB, Oklahoma, 2018  
Todman, Jordan, RB, Connecticut, 2017  
Rice, Denzel, CB, Coastal Carolina, 2016  
Polk, Chris, RB, Washington, 2015  
Brown, Ronnie, RB, Auburn, 2014  
Ball, Alan, CB, Illinois, 2012  
McManis, Sherrick, CB, Northwestern, 2010-11  
Brown, Chris, RB, Colorado, 2008-09  
Simmons, Jason, S, Arizona St., 2007  
(Simmons also wore #30)  
Alexander, Roc, CB, Washington, 2006  
Walker, Ramon, SS, Pittsburgh, 2005  
(Walker also wore #41)  
Burns, Curry, SS, Louisville, 2003
- 23 Bademosi, Johnson, CB, Stanford, 2018  
Drummond, Kurtis, S, Michigan State, 2016-17  
(Drummond also wore #40)  
Foster, Arian, RB, Tennessee, 2010-15  
(Foster also wore #27 and 37)  
Robinson, Dunta, CB, South Carolina, 2004-09  
Williams, Kevin, FS, Oklahoma St., 2002



CB Johnathan Joseph holds the franchise record for the most career passes defended (105) and is tied with Ashley Ambrose for the seventh-most career passes defended (181) in NFL history.

- 24 Joseph, Johnathan, CB, South Carolina, 2011-18  
Paymah, Karl, CB, Washington State, 2010  
Brown, C.C., SS, La.-Lafayette, 2005-08  
Brown, Eric, SS, Mississippi St., 2002-04
- 25 Jackson, Kareem, CB/S, Alabama, 2010-18  
Ferguson, Nick, SS, Georgia Tech, 2008-09  
Wynn, Dexter, CB, Colorado State, 2006-07  
Johnson, Derrick, CB, Washington, 2006  
Garrett, Kevin, CB, SMU, 2006  
Hollings, Tony, RB, Georgia Tech, 2003-05
- 26 Miller, Lamar, RB, Miami (Fla.), 2016-18  
Moore, Rahim, FS, UCLA, 2015  
Morris, Darryl, CB, Texas State, 2014  
(Morris also wore #21)  
Harris, Brandon, CB, Miami, 2011-13  
Wilson, Eugene, FS, Illinois, 2008-10  
Earl, Glenn, SS, Notre Dame, 2004-06  
Stevens, Matt, FS, Appalachian St., 2002-03
- 27 Foreman, D'Onta, RB, Texas, 2017-18  
Demps, Quintin, FS, UTEP, 2011-12, 2015-16  
(Demps also wore #38 and #32)



# ALL-TIME NUMERIC ROSTER

- Victorian, Josh, CB, Louisiana Tech, 2013  
Ogbonnaya, Chris, RB, Texas, 2011  
Henry, Chris, RB, Arizona, 2009  
Foster, Arian, RB, Tennessee, 2009  
(Foster also wore #23 and #37)  
Richardson, Matteredal, CB, Arkansas, 2008  
Taylor, Chris, RB, Indiana, 2006  
Anderson, Jason, RB, South Dakota, 2004-05  
McCree, Marlon, FS, Kentucky, 2003  
(McCree also wore #29)
- 28 Blue, Alfred, RB, LSU, 2014-18  
Johnson, Dennis, RB, Arkansas, 2013  
Forsett, Justin, RB, California, 2012  
Molden, Antwaun, CB, 2008-10  
Boulware, Michael, S, Florida State, 2007  
McKenzie, Chris, CB, Arizona St., 2005-06  
Tillman, Travares, FS, Georgia Tech, 2003  
Dennis, Pat, CB, La.-Monroe, 2002
- 29 Hal, Andre, S, Vanderbilt, 2014-18  
Starling, Jawanza, FS, USC, 2013  
Quin, Glover, CB/SS, New Mexico, 2009-12  
Horton, Jason, CB, North Carolina, 2007  
Scott, Guss, FS, Florida, 2006  
McCree, Marlon, FS, Kentucky, 2004  
(McCree also wore #27)
- 30 Johnson, Kevin, CB, Wake Forest, 2015-18  
Routt, Stanford, CB, Houston, 2012  
Allen, Jason, CB, Tennessee, 2010-11  
Wall, Jamar, CB, Texas Tech, 2010  
Green, Ahman, RB, Nebraska, 2007-08  
Simmons, Jason, CB/S, Arizona St., 2002-06  
(Simmons also wore #22)
- 31 Jamerson, Natrell, S, Wisconsin, 2018  
Decoud, Treston, CB/S, Oregon State, 2017  
James, Charles, CB, Charleston Southern, 2015-16  
Keo, Shiloh, FS, Idaho, 2011-14  
Pollard, Bernard, SS, 2009-10  
Harrison, Brandon, FS, 2008  
Buchanon, Phillip, CB, Miami (Fla.), 2005-06  
Glenn, Aaron, CB, Texas A&M, 2002-04
- 32 Mathieu, Tyrann, S, LSU, 2018  
Nelson Jr., Robert, CB, Arizona State, 2016  
Demps, Quintin, S, UTEP, 2015  
(Demps also wore #27 and #38)  
Spann, Chad, RB, Northern Illinois, 2013  
Ward, Derrick, RB, Ottawa (Kan.), 2010-11  
Bennett, Fred, CB, South Carolina, 2007-09  
Wells, Jonathan, RB, Ohio St., 2002-05
- 33 Moore, A.J., S, Mississippi, 2018  
Banks, Johnathan, CB, Mississippi State, 2017  
Hunt, Akeem, RB, Purdue, 2015-16  
Jones, Greg, FB, Florida State, 2013  
Nolan, Troy, FS, Arizona State, 2010-12  
(Nolan also wore #36)  
Echemandu, Adimchinobi, RB, California, 2007  
Lundy, Wali, RB, Virginia, 2006  
Bell, Jason, CB, UCLA, 2002-05
- 34 Tyson, Mike, S, Cincinnati, 2018  
Ervin, Tyler, RB, San Jose State, 2016-18  
Bouye, A.J., CB, Central Florida, 2013-15  
(Bouye also wore #21)  
Barber, Dominique, FS, Minnesota, 2008-11  
Hutchins, Von, CB/FS, Mississippi, 2007  
Morency, Vernand, RB, Oklahoma St., 2005-06  
Mack, Stacey, RB, Temple, 2003  
Hebert, Kyries, FS, La.-Lafayette, 2002
- 35 Pleasant, Eddie, S, Oregon, 2013-17  
Reeves, Jacques, CB, Purdue, 2008-09  
Gado, Samkon, RB Liberty, 2006  
Evans, Leomont, SS, Clemson, 2002
- 36 Webster, Kayvon, CB, South Florida, 2018  
Cromartie, Marcus, S, Wisconsin, 2017  
Dillon, K.J., S, West Virginia, 2016  
Swearingner, D.J., SS, South Carolina, 2013-14  
Carmichael, Roc, CB, Virginia Tech, 2011  
(Carmichael also wore #20)  
Nolan, Troy, S, Arizona State, 2009  
(Nolan also wore #33)  
Dayne, Ron, RB, Wisconsin, 2006-07  
Carter, Chris, FS, Texas, 2002
- 37 Hendy, A.J., S, Maryland, 2018  
Shabazz, Al-Hajj, CB, West Chester, 2016  
Aubrey, Josh, S, Stephen F. Austin, 2014  
Graham, Ray, RB, Pittsburgh, 2013  
Foster, Arian, RB, Tennessee, 2009  
(Foster also wore #23 and #27)  
Sapp, Cecil, RB, Colorado State, 2008  
Walker, Darius, RB, Notre Dame, 2007  
Davis, Domanick, RB, LSU, 2003-06  
(also known as Domanick Williams)
- 38 Howell, Buddy, RB, Florida Atlantic, 2018  
Ellington, Andre, RB, Clemson, 2017  
Manning, Danieal, FS, Abilene Christian, 2011-14  
Demps, Quintin, S, UTEP, 2010  
(Demps also wore #27 and #32)  
Parson, Mark, CB, Ohio, 2009  
Faggins, DeMarcus, CB, Kansas St., 2002-08
- 39 Burton, Deante, S, Kansas State, 2018  
Campbell, Ibraheim, S, Northwestern, 2017  
Ballentine, Lonnie, S, Memphis, 2014-16  
Karim, Deji, RB, Southern Illinois, 2013
- 40 Williams, Marcus, CB, North Dakota St., 2017  
Drummond, Kurtis, S, Michigan State, 2015  
(Drummond also wore #23)  
Clutts, Tyler, FB, Fresno State, 2012  
Busing, John, FS, Miami (OH), 2009  
Cox, Curome, S, Maryland, 2007  
Walker, John, FS, USC, 2006  
Stansbury, Ed, FB, UCLA, 2002
- 41 Cunningham, Zach, ILB, Vanderbilt, 2017-18  
Grimes, Jonathan, RB, William & Mary, 2013-16  
(Grimes also wore #43)  
Wood, Cierre, RB, Notre Dame, 2013  
McCain, Brice, CB, Utah, 2009  
(McCain also wore #21)  
Williams, Jimmy, CB, Vanderbilt, 2008  
Walker, Ramon, SS, Pittsburgh, 2002-04  
(Walker also wore #22)
- 42 Oporum, Toben, FB, Kansas, 2013  
Williams, Torri, SS, Purdue, 2010  
Russell, Brian, FS, San Diego State, 2009  
Pittman, David, CB, Northwestern St. (La.), 2008  
Stone, Michael, FS, Memphis, 2006  
Coleman, Marcus, FS, Texas Tech, 2002-05
- 43 Moore, Corey, S, Georgia, 2015-17  
Mack, Elbert, CB, Troy, 2013-14  
Grimes, Jonathan, RB, William & Mary, 2012  
(Grimes also wore #41)  
Tate, Ben, RB, Auburn, 2010  
(Tate also wore #44)  
Cook, Jameel, FB, Illinois, 2006-07  
Wright, Kenny, CB, Northwestern St., 2002-04
- 44 Jenkins, Jelani, ILB, Florida, 2017  
Thompson, Carlos, OLB, Mississippi, 2015  
Tate, Ben, RB, Auburn, 2011-13  
(Tate also wore #43)  
Leach, Vonta, FB, East Carolina, 2006-10  
Norris, Moran, FB, Kansas, 2002-05
- 45 Prosch, Jay, FB, Auburn, 2014-17  
Fox, Keyaron, LB, Georgia Tech, 2012  
Griffith, Justin, FB, Mississippi State, 2010  
Comella, Greg, FB, Stanford, 2003
- 46 Weeks, Jon, LS, Baylor, 2010-18



LS Jon Weeks, a 2016 Pro Bowl selection, is the only player in franchise history to wear No. 46 and is currently the longest tenured Texan.

- 47 Smelley, Brad, FB, Alabama, 2013  
Vickers, Lawrence, FB, Colorado, 2011  
Demps, Will, FS, San Diego State, 2007-08  
Abbate, Jon, LB, Wake Forest, 2007  
Baxter, Jarrod, FB, New Mexico, 2002-04
- 48 Rivers, Gerald, OLB, Mississippi, 2016  
Brown, Kourtnei, OLB, Clemson, 2015  
Supernaw, Phillip, TE, Ouachita Baptist, 2013  
Pittman, Bryan, LS, Washington, 2003-09
- 49 Keyes, Josh, ILB, Boston College, 2018  
Washington, Tony, OLB, Oregon, 2015-16
- 50 Adams, Tyrell, ILB, West Georgia, 2018  
Heeney, Ben, ILB, Kansas, 2017  
Dent, Akeem, ILB, Georgia, 2014-16  
Braman, Bryan, OLB, West Texas A&M, 2011-13  
Bing, Darnell, LB, USC, 2010  
Anderson, Charlie, LB, Mississippi, 2004-07  
Clemons, Charlie, LB, Georgia, 2003
- 51 Cole, Dylan, ILB, Missouri State, 2017-18  
Simon, John, OLB, Ohio State, 2014-16  
Sharpton, Darryl, LB, Miami (Fla.), 2010-13  
Thompson, Chaun, LB, West Texas A&M, 2008-09  
Barber, Shawn, LB, Richmond, 2007  
Polk, DaShon, LB, Arizona, 2004-06  
McClain, Jimmy, LB, Troy, 2002-03
- 52 Peters, Brian, ILB, Northwestern, 2015-18  
Tarpinian, Jeff, ILB, Iowa, 2013-15  
Gooden, Tavares, LB, Miami (Fla.), 2013  
Dobbins, Tim, ILB, Iowa State, 2011-13  
Adibi, Xavier, LB, Virginia Tech, 2008-10  
Wong, Kailee, LB, Stanford, 2002-06
- 53 Ejiofor, Duke, OLB, Wake Forest, 2018  
President, Gimel, OLB, Illinois, 2017  
Bullough, Max, ILB, Michigan State, 2014-16  
Mays, Joe, ILB, North Dakota State, 2013  
James, Bradie, LB, LSU, 2012  
Keglar, Stanford, LB, Purdue, 2010  
Nixon, David, LB, BYU, 2010

# ALL-TIME NUMERIC ROSTER

- Campbell, Khary, LB, Bowling Green, 2009  
Coley, Kevis, LB, Southern Mississippi, 2008  
Kershaw, William, LB, Maryland, 2007  
Orr, Shantee, LB, Michigan, 2003-06
- 54 Lewis, LaTroy, OLB, Tennessee, 2017  
Mohamed, Mike, ILB, California, 2013-15  
(Mohamed also wore #90)  
Jefferson, Willie, OLB, Stephen F. Austin, 2013  
Williams, Trevardo, OLB, Connecticut, 2013  
Ruud, Barrett, ILB, Nebraska, 2012  
(Ruud also wore #97)  
Alexander, Mister, ILB, Florida State, 2011-12  
Diles, Zac, LB, Kansas State, 2007-10  
(Diles also wore #91)  
Evans, Troy, LB, Cincinnati, 2002-06
- 55 McKinney, Benardrick, ILB, Mississippi State, 2016-18  
Myers, Chris, C, Miami (Fla.), 2008-14  
Clark, Danny, LB, Illinois, 2007  
Hodgdon, Drew, C, Arizona St., 2006-07  
(Hodgdon also wore #63 and #57)  
Pettway, Kenneth, LB, Grambling St., 2005  
Sharper, Jamie, LB, Virginia, 2002-04
- 56 Cushing, Brian, ILB, USC, 2009-17  
Greenwood, Morlon, LB, Syracuse, 2005-08  
Foreman, Jay, LB, Nebraska, 2002-04
- 57 Scarlett, Brennan, OLB, Stanford, 2016-18  
Tuggle, Justin, LB, Kansas State, 2013-15  
(Tuggle also wore #95)  
Montgomery, Sam, OLB, LSU, 2013  
Nading, Jesse, DE, Colorado State, 2011-12  
(Nading also wore #72)  
Ozougwu, Cheta, ILB, Rice, 2011  
Bentley, Kevin, LB, Northwestern, 2008-10  
Hodgdon, Drew, C, Arizona St., 2007  
(Hodgdon also wore #63 and #55)  
Monk, Quincy, LB, North Carolina, 2004  
Bell, Marcus, LB, Arizona, 2004
- 58 Kalambayi, Peter, OLB, Stanford, 2018  
Houston, Lamarr, OLB, Texas, 2017  
Cliett, Reshard, ILB, South Florida, 2015  
Reed, Brooks, OLB, Arizona, 2011-14  
Greenhouse, Isaiah, LB, Northwestern St., 2010  
Winborn, Jamie, LB, Vanderbilt, 2009  
Flanagan, Mike, C, UCLA, 2006-07  
Foley, Steve, LB, N.E. Louisiana, 2003  
(Foley also wore # 93)  
Lamar, Jason, LB, Toledo, 2002
- 59 Mercilus, Whitney, OLB, Illinois, 2012-18  
Ryans, DeMeco, LB, Alabama, 2006-11  
Chamberlin, Frank, LB, Boston College, 2005  
Acholonu, D.D., LB, Washington St., 2004  
Carroll, Travis, LB, Florida, 2003  
Spearman, Armegis, LB, Mississippi, 2003  
Mitchell, Keith, LB, Texas A&M, 2002
- 60 Jones, Ben, C, Georgia, 2012-15  
Cochran, Earl, DE, Alabama St., 2006  
(Cochran also wore #96)  
Keathley, Michael, G, TCU, 2003  
Dawson, Curry, T, Angelo State, 2003
- 61 Fuller, Kyle, C/G, Baylor, 2017  
Austin, Thomas, C/G, Clemson, 2011  
Verdell, Toddrick, LB, Florida State, 2009  
Weary, Fred, G, Tennessee, 2002-03  
(Weary also wore #70)
- 62 Slade, Chad, G/T, Auburn, 2015 -17  
Kupper, Alex, G, Louisville, 2013  
Caldwell, Antoine, C, Alabama, 2009-12  
Jackson, Scott, T, Brigham Young, 2006-08  
Lorenti, Chris, C, Central Florida, 2002-03
- 63 Johnson, Roderick, T, Florida State, 2018  
Lamm, Kendall, T, Appalachian St., 2015-17  
(Lamm also wore #74)  
White, Chris, C, Southern Mississippi, 2008-09  
Hodgdon, Drew, C, Arizona St., 2005  
(Hodgdon also wore #55 and #57)
- 64 Kelemete, Senio, G, Washington, 2018  
Johnson, Dorian, G, Pittsburgh, 2017  
Studdard, Kasey, G, Texas, 2007-11  
Lynch, Ben, C, California, 2003  
Newell, Mike, C, Colorado St., 2002
- 65 Mancz, Greg, C/G, Toledo, 2015-18  
Brisiel, Mike, G, Colorado State, 2007-11  
Evans, Brandon, G, Houston, 2004  
Schau, Ryan, G, Illinois, 2002
- 66 Martin, Nick, C, Notre Dame, 2016-18  
Gardner, Andrew, T, Georgia Tech, 2011-13  
Salaam, Ephraim, T, San Diego State, 2010  
(Salaam also wore #74)  
Robinson, Deljuan, DT, Mississippi State, 2007-09  
(Robinson also wore #97)  
Dorsey, Char-ron, T, Florida St., 2002
- 67 White, Cody, G, Illinois State, 2012-15  
Sheppard, Malcolm, DT, Arkansas, 2010  
Barry, Kevin, T, Arizona, 2007  
Brown, Milford, G, Florida St., 2002-05
- 68 Giacomini, Breno, T, Louisville, 2017  
Bergstrom, Tony, C, Utah, 2016  
Witzmann, Bryan, T, South Dakota St., 2015  
(Witzmann also wore #72)  
Harris, Ryan, T, Notre Dame, 2012-13  
Stevenson, Dan, G, Notre Dame, 2008  
Bedell, Brad, T, Colorado, 2006  
Riley, Victor, T, Auburn, 2005  
Spears, Marcus, T, Northwestern St., 2004  
Randall, Greg, T, Michigan St., 2003
- 69 Pressley, DeMario, DT, North Carolina St., 2010  
Pitts, Chester, G/T, San Diego St., 2002-09
- Graham, DeMingo, G, Hofstra, 2002
- 71 Su'a-Filo, Xavier, G, UCLA, 2014-17  
Smith, Shelley, G, Colorado State, 2010-11  
Black, Jordan, T, Notre Dame, 2007  
Pearson, Mike, T, Florida, 2006  
Wade, Todd, T, Mississippi, 2004-05  
Boselli, Tony, T, USC, 2002
- 72 Newton, Derek, T, Arkansas State, 2015-16  
(Newton also wore #75)  
Witzmann, Bryan, T, South Dakota St., 2014  
(Witzmann also wore #68)  
Hunter, David, DE, Houston, 2012  
Nading, Jesse, DE, Colorado State, 2008-10  
(Nading also wore #57)  
Wiegert, Zach, G/T, Nebraska, 2003-06  
Hall, Barry, T, Mid. Tennessee St., 2002
- 73 Fulton, Zach, G, Tennessee, 2018  
Walker, Josh, G, Middle Tennessee State, 2016  
Yeatman, Will, T, Maryland, 2014  
Williams, Brennan, T, North Carolina, 2013  
Winston, Eric, T, Miami (Fla.), 2006-11  
Jones, Garrick, T, Arkansas St., 2003-04
- 74 Lamm, Kendall, T, Appalachian State, 2018  
(Lamm also wore #63)  
Clark, Chris, T, Southern Mississippi, 2015-17  
Adams, Aaron, T, Eastern Kentucky, 2015  
Clabo, Tyson, T, Wake Forest, 2014  
Smith, Wade, G, Memphis, 2010-13  
Salaam, Ephraim, T, San Diego St., 2006-09  
(Salaam also wore #66)  
Walter, Tyson, G, Ohio St., 2005  
Young, Ryan, T, Kansas St., 2002
- 75 Rankin, Martinas, G, Mississippi State, 2018  
Reid, Jah, T, Central Florida, 2017  
Wilfork, Vince, NT, Miami (Fla.), 2015-16  
Newton, Derek, T, Arkansas State, 2011-14  
(Newton also wore #72)  
Frye, Brandon, T, Virginia Tech, 2007  
Dalton, Lionel, DT, Eastern Michigan, 2006  
Johnson, Travis, DT, Florida St., 2005  
(Johnson also wore # 99)  
Herndon, Jimmy, T, Houston, 2002-03
- 76 Henderson, Seantrel, T, Miami (Fla.), 2018  
Brown, Duane, T, Virginia Tech, 2008-17  
McKinney, Steve, C, Texas A&M, 2002-07
- 77 Quessenberry, David, G/T, San Jose State, 2013-17  
Morris, Darius, G, Temple, 2011  
Denney, Ryan, DE, BYU, 2010  
Green, Jarvis, DE, LSU, 2010  
Spencer, Charles, T, Pittsburgh, 2006-07  
Washington, Todd, G/C, Virginia Tech, 2003-05  
Thomas, Tarlos, T, Florida St., 2002
- 78 Aboushi, Oday, G, Virginia, 2015-16  
Butler, Rashad, T, Miami (Fla.), 2008-11  
Killings, Cedric, DT, Carson-Newman, 2006-07  
Wand, Seth, T, N.W. Missouri St., 2003-05  
Spikes, Cameron, G/T, Texas A&M, 2002
- 79 Allen, Jeff, G, Illinois, 2016-17  
Brooks, Brandon, G, Miami (Oh.), 2012-15  
Bulman, Tim, DT, Boston College, 2006  
(Bulman also wore #93)  
Slecht, Jeremy, DT, Nebraska, 2003  
Overhauser, Chad, G, UCLA, 2002



G/T Chester Pitts, an "Original Texan" after being drafted in 2002, still maintains the franchise record for consecutive starts (114).

- 70 Davenport, Julián, T, Bucknell, 2017-18  
Adams, Jeff, T, Columbia, 2014-16  
Reyes, Tutan, G, Mississippi, 2009  
Weary, Fred, G, Tennessee, 2004-08  
(Weary also wore # 61)



# ALL-TIME NUMERIC ROSTER

- 80 Johnson, Andre, WR, Miami (Fla.), 2003-14  
McDermott, Sean, TE/LS, Kansas, 2002



WR Andre Johnson topped 1,100 receiving yards in seven of his 12 seasons with the Texans.

- 81 Baylis, Evan, TE, Oregon, 2017  
Denham, Anthony, TE, Utah, 2014-15  
Daniels, Owen, TE, Wisconsin, 2006-13  
Murphy, Matt, TE, Maryland, 2003-05  
Harris, Atnaf, WR, CS-Northridge, 2002  
Gideon, Sherrod, WR, Southern Mississippi, 2002

- 82 Williams, Wendall, WR, Cumberland, 2016  
Martin, Keshawn, WR, Michigan State, 2012-15  
Mason, Derrick, WR, Michigan State, 2011  
Toliver, Terrence, WR, LSU, 2011  
Harris, Clark, LS, Rutgers, 2008  
Miller, Billy, TE, USC, 2002-04

- 83 Thomas, Jordan, TE, Mississippi State, 2018  
Walter, Kevin, WR, Eastern Michigan, 2007-12  
(Walter also wore #85)  
Joppru, Bennie, TE, Michigan, 2003-06  
Murphy, Frank, WR, Kansas St., 2002  
Rutledge, Rod, TE, Alabama, 2002

- 84 Griffin, Ryan, TE, Connecticut, 2013-18  
Stross, Trey, WR, Iowa, 2010  
Jenkins, Darnell, WR, Miami, 2008  
Moulds, Eric, WR, Mississippi St., 2006  
Rivers, Marcellus, TE, Oklahoma St., 2005  
Moses, JJ, WR, Iowa St., 2003-04  
Lewis, Jermaine, WR, Maryland, 2002

- 85 Pruitt, MyCole, TE, Southern Illinois, 2017  
Washington, Nate, WR, Tiffin, 2015  
Dreessen, Joel, TE, Colorado State, 2007-11  
Walter, Kevin, WR, Eastern Michigan, 2006  
(Walter also wore #83)  
Bradford, Corey, WR, Jackson St., 2002-05

- 86 Casey, James, TE/FB, Rice, 2009-12  
Williams, Harry, WR, Tuskegee, 2008  
Lewis, Derrick, WR, San Diego St., 2006  
Gaffney, Jabar, WR, Florida, 2002-05

- 87 Thomas, Demaryius, WR, Georgia Tech, 2018  
Fiedorowicz, C.J., TE, Iowa, 2014-17  
Hill, Anthony, TE, New Mexico St., 2009-10  
Bruener, Mark, TE, Washington, 2004-08  
Armstrong, Derick, WR, Ark.-Monticello, 2003  
(Armstrong also wore # 88)  
Dawson, JaJuan, WR, Tulane, 2002  
Insley, Trevor, WR, Nevada-Reno, 2002

- 88 Akins, Jordan, TE, Central Florida, 2018  
Malleck, Ryan, TE, Virginia Tech, 2002  
Graham, Garrett, TE, Wisconsin, 2010-15  
Putzier, Jeb, TE, Boise St., 2006-07  
Armstrong, Derick, WR, Ark.-Monticello, 2004-05

(Armstrong also wore #87)  
Kent, Rashod, TE, Rutgers, 2003  
Black, Avion, WR, Tennessee St., 2002

- 89 Anderson, Stephen, TE, California, 2016-17  
McFarland, Mike, TE, South Florida, 2015  
Byrne, Jake, TE, Wisconsin, 2013  
Johnson, Bryant, WR, Penn State, 2011  
Anderson, David, WR, Colorado State, 2007-10  
(Anderson also wore #14 and #17)  
Holloway, Jabari, TE, Notre Dame, 2002-03

- 90 Clowney, Jadeveon, DE/OLB, South Carolina, 2014-18  
Mohamed, Mike, ILB, California, 2013  
(Mohamed also wore #54)  
Smith, D.J., LB, Appalachian State, 2013  
Alexander, Mister, LB, Florida State, 2012  
(Alexander also wore #54)  
Williams, Mario, DE, North Carolina St., 2006-11  
Davis, Jason, DE, West Virginia, 2005  
(Davis also wore #97)  
Martin, Terrance, DT, North Carolina St., 2003  
Green, Howard, DT, LSU, 2002

- 91 Watkins, Carlos, DE, Clemson, 2017-18  
Still, Devon, DE, Penn State, 2016  
Diles, Zac, LB, Kansas State, 2014  
(Diles also wore #54)  
Ankrah, Jason, OLB, Nebraska, 2014-15  
Sapp, Ricky, OLB, Clemson, 2013-14  
Harris, Ra'Shon, NT, Oregon, 2012  
Okoye, Amobi, DT, Louisville, 2007-10  
Payne, Seth, DT, Cornell, 2002-06

- 92 Dunn, Brandon, DT, Louisville, 2015-18  
Nix III, Louis, NT, Notre Dame, 2014-15  
Mitchell, Earl, DT, Arizona, 2010-13  
Zgonina, Jeff, DT, Purdue, 2007-09  
Weaver, Anthony, DE, Notre Dame, 2006  
(Weaver also wore #98)  
Sears, Corey, DE, Mississippi St., 2002-04



Texans Defensive Line Coach Anthony Weaver started 44 games over three seasons as a defensive end with the team (2006-08).

- 93 Heath, Joel, DE, Michigan State, 2016-18  
Crick, Jared, DE, Nebraska, 2012-15  
Bulman, Tim, DT, Boston College, 2007-11  
(Bulman also wore #79)  
Babin, Jason, LB, Western Michigan, 2004-06  
Foley, Steve, LB, N.E. Louisiana, 2003  
(Foley also wore # 58)  
Flowers, Erik, LB, Arizona St., 2002

- 94 Kamalu, Ufomba, DE, Miami (Fla.), 2016-17  
Smith, Antonio, DE, Oklahoma St., 2009-13, 2016  
Pickett, Ryan, NT, Ohio State, 2014  
Kalu, N.D., DE, Rice, 2006-07  
Ioane, Junior, DT, Arizona St., 2003-05  
Hill, Charles, DT, Maryland, 2002

- 95 Covington, Christian, DE, Rice, 2015-18  
Powe, Jerrell, NT, Mississippi, 2014  
Tuggle, Justin, LB, Kansas State, 2013  
(Tuggle also wore #57)  
Cody, Shaun, DT, USC, 2009-12  
McClover, Stanley, DE, Auburn, 2008  
Maddox, Anthony, DT, Delta St., 2006-07  
DeLoach, Jerry, DE, California, 2002-05

- 96 Clements, Chunky, NT, Illinois, 2017  
Langford, Kendall, DE, Hampton, 2017  
Jamison, Tim, DE, Michigan, 2009-14  
(Jamison also wore #99)  
Anderson, Mark, DE, Alabama, 2010  
Cochran, Earl, DE, Alabama State, 2007-08  
(Cochran also wore #60)  
Johnson, Thomas, DT, Middle Tennessee St., 2006  
Walker, Gary, DE, Auburn, 2002-05

- 97 Blackson, Angelo, DE, Auburn, 2017-18  
Pagan, Jeffrey, DE, Alabama, 2014-15  
McClain, Terrell, NT, South Florida, 2012-13  
Ruud, Barrett, ILB, Nebraska, 2012  
(Ruud also wore #54)  
Lewis, Damione, DT, Miami, 2010  
Okam, Frank, DT, Texas, 2008-10  
Malone, Alfred, DE, Troy, 2005-06  
Davis, Jason, DE, West Virginia, 2003  
(Davis also wore #90)  
Worthen, Shawn, DT, TCU, 2002

- 98 Reader, D.J., NT, Clemson, 2016-18  
Browner, Keith, DE, California, 2014  
Barwin, Connor, DE/LB, Cincinnati, 2009-12  
Weaver, Anthony, DE, Notre Dame, 2007-08  
(Weaver also wore #92)  
Peek, Antwan, LB, Cincinnati, 2003-06  
Posey, Jeff, LB, So. Mississippi, 2002

- 99 Watt, J.J., DE, Wisconsin, 2011-18  
Jamison, Tim, DE, Michigan, 2009-10  
(Jamison also wore #96)  
Ogunleye, Adewale, DE, Indiana, 2010  
Johnson, Travis, DE, Florida St., 2006-08  
(Johnson also wore # 75)  
Smith, Robaire, DE, Michigan St., 2004-05  
Martin, Steve, DT, Missouri, 2003  
Blade, Willie, DE, Mississippi St., 2002



# ALL-TIME PRACTICE SQUAD ROSTER

## A

Acholonu, D.D., LB, 2004\*  
Adams, Jeff, T, 2016  
Adams, Jerrell, TE, 2018  
Alexander, Mister, ILB, 2011\*  
Allen, RaShaun, TE, 2016  
Alridge, Anthony, RB, 2009  
Anderson, David, WR, 2006\*  
Anderson, Jason, RB, 2005\*  
Ankrah, Jason, OLB, 2014\*  
Aromashodu, Devin, WR, 2007  
Austell, Erik, G, 2017

## B

Baker, Antonio, S, 2010  
Baker, Edwin, RB, 2013  
Barbieri, Howard, OL, 2011  
Barton, Karim, G, 2015  
Baylis, Evan, TE, 2017  
Bazuin, Dan, DE, 2008  
Beach, Arliss, RB, 2007-08\*  
Bellamy, Davin, OLB, 2018  
Billings, Montez, WR, 2010  
Bing, Darnell, LB, 2009  
Bonner, Alan, WR, 2015  
Borders, Breon, CB, 2018  
Boren, Zach, FB, 2013  
Boswell, Chris, K, 2014  
Boyd, Shane, QB, 2007\*  
Brink, Alex, QB, 2008  
Brisiel, Mike, G, 2006-2007\*  
Brock, Logan, TE, 2012  
Brown, Kourtnei, OLB, 2014  
Browner, Keith, DE, 2012-14\*  
Broussard, Jamall, WR, 2006  
Bullough, Max, ILB, 2014-15\*  
Bulman, Tim, DT, 2006-2007\*  
Bundrage, Quenton, WR, 2016  
Burns, Curry, S, 2006  
Byrne, Jake, TE, 2012

## C

Campbell, Ibraheim, S, 2017\*  
Carmichael, Rashad, CB, 2013  
Carroll, Travis, LB, 2003\*  
Castañeda, Eduardo, LB, 2007  
Chachere, Andre, CB, 2018  
Cheek, Joseph, T, 2016  
Clements, Chunky, NT, 2017\*  
Cochran, Earl, DE, 2006\*  
Coley, Kevis, LB, 2007-08\*  
Collins, Cameron, LB, 2012\*  
Collins, McAllister, C, 2002  
Conque, Zach, TE, 2017  
Coughman, Edawn, T, 2015  
Crummey, Andrew, G, 2009  
Cruse, Andy, WR, 2013  
Curtis, Kevin, S, 2006

## D

Davis, A.J., CB, 2008  
Davis, Buster, LB, 2009  
Davis, Jace, WR, 2014  
Davis, James, RB, 2011  
Davis, Jason, DE, 2003-04\*, 2006  
Dawson, Curry, T, 2003\*  
Denham, Anthony, TE, 2014\*  
Dewalt-Ondijo, Jordan, OLB, 2015  
Divens, Lamar, DT, 2012  
Dorsey, Quinn, LB, 2005  
Douglas, Cody, G, 2006  
Douglas, Robert, FB, 2005-06  
Drummond, Kurtis, S, 2015\*, 2017\*  
Dunn, Anthony, LB, 2004  
Dunn, Brandon, DE, 2016\*  
Dupre, Malachi, WR, 2018  
Dysert, Zac, QB, 2015

## E

Echemandu, Adimchinobi, RB, 2007  
Edison, Dominique, WR, 2011  
Egboh, Pannel, DE, 2009  
Eslinger, Greg, C, 2007\*  
Etta-Tawo, Amba, WR, 2018  
Evans, Brandon, G, 2004\*

## F

Faggins, Demarcus, CB, 2003\*  
Feiler, Matt, T, 2014  
Ferentz, James, C, 2014  
Ferguson, Josh, RB, 2018  
Foster, Arian, RB, 2009\*  
Freeman, Dalton, C, 2015  
Freeman, Marcus, LB, 2009  
Freeman, Robert, CB, 2003\*  
Frye, Brandon, T, 2007-08\*  
Fuller, Kyle, C/G, 2018

## G

Gardner, Andrew, T, 2011\*  
Gibson, Laurence, T, 2016  
Gibson, Thaddeus, LB, 2011  
Gilchrist, Kennan, ILB, 2017-18  
Gordon, Amon, DT, 2010  
Graham, Ray, RB, 2013\*  
Grayson Jr., Cyril, WR, 2018  
Green, Howard, DT, 2002  
Greenhouse, Isaiah, LB, 2010\*  
Grimes, Jonathan, RB, 2012\*

## H

Hall, Barry, T, 2002  
Hall, Daeshon, OLB, 2018  
Halterman, Aaron, TE, 2005  
Hamilton, Cobi, WR, 2017\*  
Hamilton, Derrick, WR, 2007  
Hardison, Marcus, NT, 2017  
Harris, Atnaf, WR, 2002\*  
Harris, Clark, TE, 2008\*, 2009  
Harris, Elliott, DE, 2005  
Harris, Ra'Shon, NT, 2011  
Hawkins, Jelani, OT, 2002\*  
Hebert, Kyries, S, 2002\*  
Heinicke, Taylor, QB, 2017\*  
Helms, Brett, C, 2009-10  
Henry, Chris, RB, 2009\*  
Herrion, Atlas, G, 2006  
Hicks, Reese, OT, 2004-2005  
Hilliard, Kenny, RB, 2015-16  
Holliday, Trindon, WR, 2011\*  
Holloway, Jabari, TE, 2002\*  
Hunt, Akeem, RB, 2015\*-16\*  
Hunter, David, DE, 2012\*  
Hunter, Michael, CB, 2018

## J

James, Charles, CB, 2014  
James, Kendall, CB, 2014  
Jamison, Tim, DE, 2009\*-10  
Jenkins, Darnell, WR, 2008\*-09  
Jenkins, Michael, RB, 2002  
Johnson, Albert, WR, 2003  
Johnson, Delano, OLB, 2012  
Johnson, Dorian, G, 2017  
Johnson, Roderick, T, 2018\*  
Jones, Bryce, CB, 2017  
Jones, Garrick, T, 2003-05\*  
Jones, Tevin, WR, 2016

## K

Kamalu, Ufomba, DE, 2016\*  
Keenon, Case, QB, 2012  
Kent, Rashod, TE, 2002-03\*  
Keo, Shiloh, FS, 2011\*  
Kupper, Alex, G, 2013\*-14

## L

Labhart, Travis, WR, 2014  
Landrum, Chris, OLB, 2018  
Lee, Eric, OLB, 2016  
Lengel, Matt, TE, 2018  
Lenz, Josh, WR, 2015  
Lewis, Derrick, WR, 2006\*  
Lewis, LaTroy, OLB, 2017\*  
Long, Gabe, DT, 2008  
Lord, Jammal, FS, 2004-2005\*  
Lucien, Devin, WR, 2017

## M

Maddox, Anthony, DT 2006\*  
Maehl, Jeff, WR, 2011\*-12  
Malena, Ben, RB, 2014  
Malleck, Ryan, TE, 2017\*  
Malone, Alfred, DT, 2005\*  
Martin, Chris, T, 2014  
McCarron, Riley, WR, 2017  
McCoy, Chris, DE, 2010  
McKenzie, Chris, CB, 2005\*  
Means, Loyce, CB, 2013  
Means, Steven, OLB, 2015  
Meggett, Davin, RB, 2012  
Menkin, Nate, G, 2013  
Mitchell, Brandon, S, 2007\*  
Mitchell Jr., Steven, WR, 2018\*  
Moats, Ryan, RB, 2008\*  
Mohamed, Mike, ILB, 2013\*  
Mondek, Nick, T, 2012  
Moore, Corey, S, 2015\*  
Moore, Kashif, WR, 2012  
Morgan, Donovan, WR, 2005\*  
Murphy, Matt, TE, 2004\*

## N

Nading, Jesse, DE, 2008\*-09\*, 2011\*  
Neihuis, Doug, G, 2006  
Nelson Jr., Robert, CB, 2015-16\*  
Nerys, Jason, G, 2005  
Nwachukwu, Uzoma, WR, 2013-14

## O

Oakley, Anthony, G, 2008  
Ogbonnaya, Chris, RB, 2010-11\*  
Ogunbowale, Dare, RB, 2017  
Opurum, Toben, FB, 2014  
Orr, Shantee, LB, 2003-04\*  
Overbay, Nathan, TE, 2013  
Overhauser, Chad, C/G, 2002\*

## P

Parks, Terrance, S, 2014  
Parson, Mark, CB, 2009  
Pemberton, Cole, T, 2010  
Pettway, Kenneth, LB, 2005\*  
Pettinato, Dan, DE, 2015-16  
Pittman, Bryan, LS, 2003\*  
Pleasant, Eddie, S, 2012\*  
Pope, Troymaine, RB, 2017  
Porter, Quinton, QB, 2006\*  
President, Gimel, LB, 2017\*  
Pruitt, MyCole, TE, 2017\*

## Q

Quessenberry, David, G, 2017\*  
Quinn, Mike, QB, 2003\*

## R

Rashad, Shakeel, ILB, 2016  
Rice, Denzel, CB, 2016\*  
Richardson, Daryl, RB, 2015  
Richardson, Rico, WR, 2013  
Rivers, Gerald, OLB, 2015  
Roberson, Derrick, CB, 2007-08\*  
Robinson, Deljuan, DT, 2007\*  
Robinson, Jevoni, TE, 2017

Rodgers, Jake, T, 2017  
Roland, Justin, LB, 2008  
Ross, Daniel, DE, 2017  
Ross, Richie, WR, 2006  
Rue, Josh, FB, 2004

## S

Seaverns, Justin, LB, 2003  
Shakir, Maurquice, G, 2018  
Sharpe, David, T, 2018\*  
Sheppard, Malcolm, DT, 2010\*  
Sherrod, Dezmond, TE, 2009  
Simmons, Mark, WR, 2008  
Skelton, Steve, TE, 2012  
Slade, Chad, G/T, 2016-18\*  
Smelley, Brad, FB, 2013\*  
Smith, Antone, RB, 2009  
Smith, Shelley, G, 2010\*  
Spann, Chad, RB, 2013\*  
Stansbury, Ed, FB, 2002\*  
Stanzi, Ricky, QB, 2014  
Starling, Kendrick, WR, 2004\*  
Steinmetz, David, T, 2018  
Stenavich, Adam, T, 2008-09  
Suber, Allen, WR, 2004  
Supernaw, Phillip, TE, 2012-13\*

## T

Taylor, Chris, RB, 2006\*  
Terrell, Steven, S, 2013  
Terry, D.D., RB, 2008  
Thomas, Sloan, WR, 2004  
Thomas, Tarlos, T, 2002  
Thompson, Chris, WR, 2017\*  
Thorpe, Crapphonso, WR, 2006  
Thorton, Josh, CB, 2017  
Tomlinson, Eric, TE, 2015-16  
Torrey, Andre, LB, 2005  
Townsel, Derrick, WR, 2010  
Treadwell, Joseph, T, 2015  
Tyson, Mike, S, 2018\*

## V

Victorian, Josh, CB, 2013\*  
Virgin, Dee, CB, 2017

## W

Walker, Darius, RB, 2007-08\*  
Walker, John, S, 2006\*  
Walker, Josh, G, 2016\*  
Wallace, Cody, C, 2010  
Washington, Maurice, WR, 2005  
Washington Jr., Tony, OLB, 2015  
Weah, Jester, WR, 2018  
White, Chris, C, 2006  
White, Cody, G, 2012\*  
White, DeAndrew, WR, 2017\*  
Whitney, Isaac, WR, 2018  
Williams, Bobby, WR, 2010  
Williams, Harry, WR, 2006-07\*  
Williams, Javarris, RB, 2011  
Williams, Marcus, CB, 2014  
Williams, Paul, WR, 2010  
Williams, Torri, SS, 2010\*-11  
Williams, Wendall, WR, 2016\*  
Works, Renaldo, RB, 2004  
Worthen, Shawn, DT, 2002\*  
Worthy, Chandler, WR, 2015\*  
Wright, Keith, DT, 2003  
Wynn, Milton, WR, 2002

## Y

Young, David, SS, 2004

## Z

Zabransky, Jared, QB, 2007

\* - Players made the active roster that season.

# ALL-TIME INJURED RESERVE

## 2002 (10)

Name	Pos.	Date	Injury
Insley, Trevor	WR	8/15	Leg
Jones, Dwaune	WR	8/17	Knee
Evans, Leomont	S	8/27	Neck
Lorenti, Chris	C	9/1	Ankle
Boselli, Tony	T	10/15	Shoulder
Dennis, Pat	CB	10/22	Knee
Lamar, Jason	LB	10/30	Leg
Schau, Ryan	G	11/5	Foot
Rutledge, Rod	TE	11/26	Foot
Walker, Ramon	SS	12/24	Knee

## 2003 (17)

Name	Pos.	Date	Injury
Baxter, Jarrod	FB	8/25	Foot
Dennis, Pat	CB	8/25	Knee
Herrndon, Jimmy	OT	8/25	Knee
Lorenti, Chris	C	8/25	Achilles
Lynch, Ben	C	8/25	Knee
Joppru, Bennie	TE	8/31	Groin
Payne, Seth	DT	9/15	Knee
Mack, Stacey	RB	11/26	Toe
Walker, Gary	DE	11/28	Toe
Banks, Tony	QB	12/1	Hand
Walker, Ramon	SS	12/1	Knee
Stevens, Matt	FS	12/3	Knee
Clemons, Charlie	LB	12/8	Ankle
Glenn, Aaron	CB	12/10	Groin
Orr, Shantee	LB	12/22	Fibula
Wright, Kenny	CB	12/22	Knee
Brown, Milford	G	12/26	Knee

## 2004 (11)

Name	Pos.	Date	Injury
Anderson, Jason	RB	8/16	Leg
Bell, Marcus	LB	8/26	Shoulder
Bell, Jason	CB	11/17	Wrist
Walker, Ramon	SS	11/24	Knee
Joppru, Bennie	TE	12/1	Groin
Symons, B.J.	QB	12/1	Knee
Foreman, Jay	LB	12/5	Ankle
Coleman, Marcus	FS	12/7	Shoulder
Evans, Troy	LB	12/15	Ankle
Wiegert, Zach	G	12/22	Knee
Peek, Antwan	LB	12/28	Shoulder

## 2005 (8)

Name	Pos.	Date	Injury
Wong, Kailee	LB	10/18	Knee
Hodgdon, Drew	C	11/11	Foot
Wade, Todd	T	11/18	Knee
Buchanon, Phillip	CB	11/23	Ankle
Ioane, Junior	DT	12/20	Calf
Davis, Domanick	RB	12/28	Knee
Walker, Gary	DE	12/28	Arm
Wells, Jonathan	RB	12/30	Thigh

## 2006 (16)

Name	Pos.	Date	Injury
Rainer, Wali	LB	8/1	Leg
McKenzie, Chris	CB	8/3	Shoulder
Steele, Ben	TE	8/3	Leg
Davis, Domanick	RB	9/2	Knee
Alexander, Roc	CB	9/12	Knee
Spencer, Charles	T	9/19	Leg
Malone, Alfred	DT	10/10	Hand
Payne, Seth	DT	10/17	Knee
Johnson, Travis	DT	11/14	Calf
Sanders, Lewis	CB	11/14	Hand
Wiegert, Zach	T	11/14	Knee
Flanagan, Mike	C	11/28	Ribs
Rosenfels, Sage	QB	11/28	Hand
Cook, Jameel	FB	12/15	Knee
Dalton, Lionel	DT	12/23	Back
Mathis, Jerome	WR	12/23	Hamstring

## 2007 (17)

Name	Pos.	Date	Injury
Taylor, Chris	RB	7/31	Knee
Alexander, Roc	CB	7/31	Knee
Earl, Glenn	SS	8/14	Foot
Horton, Jason	CB	8/14	Arm
Barry, Kevin	T	8/24	Biceps
Abbate, Jon	FB	9/1	Ankle
Harrison, Brandon	FS	9/1	Hamstring
Jackson, Scott	T	9/4	Shoulder
Simmons, Jason	FS	9/11	Knee
Killings, Cedric	DT	9/25	Neck
McKinney, Steve	C	9/25	Knee
Mathis, Jerome	WR	10/6	Leg
Barber, Shawn	LB	10/31	Neck
Robinson, Dunta	CB	11/7	Knee
Weary, Fred	G	12/4	Leg
White, Chris	C	12/4	Knee
Green, Ahman	RB	12/7	Knee

## 2008 (11)

Name	Pos.	Date	Injury
Stevenson, Dan	G	7/24	Shoulder
Williams, Jimmy	CB	8/4	Knee
Williams, Harry	WR	8/25	Neck
Jackson, Scott	T	8/26	Foot
Brown, Chris	RB	8/30	Back
McClover, Stanley	DE	9/11	Knee
Brown, C.C.	SS	9/30	Arm
Diles, Zac	LB	11/6	Leg
Molden, Antwaun	CB	11/16	Leg
Cochran, Earl	DE	11/19	Toe
Green, Ahman	RB	11/25	Knee

## 2009 (13)

Name	Pos.	Date	Injury
Johnson, Jeremiah	RB	8/8	Shoulder
Nolan, Troy	SS	8/18	Hand
Verdell, Toddrick	LB	9/6	Shoulder
Pitts, Chester	G	9/24	Knee
Thompson, Chaun	LB	9/30	Knee
Campbell, Khary	LB	10/6	Knee
Slaton, Steve	RB	10/9	Shoulder
Brisiel, Mike	G	10/14	Foot
Daniels, Owen	TE	11/4	Knee
Wilson, Eugene	FS	11/25	Foot
Molden, Antwaun	CB	11/26	Hamstring
Hill, Anthony	TE	12/15	Knee
Barber, Dominique	FS	12/29	Hamstring

## 2010 (17)

Name	Pos.	Date	Injury
Stross, Trey	WR	6/16	Foot
Griffith, Justin	FB	8/4	Neck
Bulman, Tim	DE	8/16	Shoulder
Bing, Darnell	LB	8/20	Neck
Holliday, Trindon	WR	8/30	Hand
Tate, Ben	RB	8/30	Ankle
Davis, André	WR	9/4	Hip
Fine, Derek	TE	9/5	Knee
Barwin, Connor	DE	9/14	Ankle
Ryans, DeMeco	LB	10/25	Achilles
Barber, Dominique	SS	11/11	Knee
Paymah, Karl	CB	11/12	Wrist
Williams, Torri	SS	12/1	Hamstring
Nading, Jesse	DE	12/7	Knee
Anderson, David	WR	12/15	Shoulder
Brisiel, Mike	G	12/15	Calf
Williams, Mario	DE	12/15	Sports Hernia

## 2011 (14)

Name	Pos.	Date	Injury
Studdard, Kasey	G	8/15	Ankle
Jean, Lestar	WR	8/20	Shoulder
Smith, Shelley	G	8/25	Leg
Morris, Darius	G	8/27	Foot
Toliver, Terrence	WR	8/27	Concussion
Ozougwu, Cheta	OLB	9/1	Foot
Barber, Dominique	SS	9/16	Foot
Carmichael, Roc	CB	9/16	Shoulder
Butler, Rashad	T	9/21	Elbow
Williams, Mario	OLB	10/9	Pectoral
Sharpton, Darryl	ILB	10/30	Knee/Quad
Schaub, Matt	QB	11/23	Foot
Leinart, Matt	QB	11/27	Clavicle
Hartmann, Brett	P	12/4	Knee

\* Designated for return

\*\*Reserve/Non-Football Illness

# ALL-TIME INJURED RESERVE

## 2012 (10)

Name	Pos.	Date	Injury
Fox, Keyaron	LB	8/9	Knee
Bullock, Randy	K	8/26	Groin
Butler, Rashad	T	8/30	Triceps
Harris, Ra'Shon	NT	8/28	Triceps
Cushing, Brian	ILB	10/10	Knee
Jamison, Tim	DE	10/14	Achilles
Hunter, David	DE	10/24	Foot
McCain, Brice*	CB	12/5	Foot
Sharpton, Darryl	ILB	12/31	Hip
Dobbins, Tim	ILB	1/4/13	Ankle

## 2013 (15)

Name	Pos.	Date	Injury
Lemon, Alec	WR	8/27	Hamstring
Bonner, Alan	WR	8/31	Hamstring
Williams, Trevardo	OLB	8/31	Knee
Williams, Brennan	T	8/31	Knee
Quessenberry, David	G	9/2	Foot
Daniels, Owen*	TE	10/6	Fibula
Bouye, A.J.	CB	10/13	Hamstring
Manning, Danieal	SS	10/13	Knee
Cushing, Brian	ILB	10/20	Knee
Foster, Arian	RB	11/3	Back
Graham, Garrett	TE	12/5	Hamstring
Tate, Ben	RB	12/15	Ribs
Joseph, Johnathan	CB	12/22	Toe
Karim, Deji	RB	12/22	Shoulder
Smelley, Brad	FB	12/22	Calf

## 2014 (12)

Name	Pos.	Date	Injury
Ballentine, Lonnie	S	8/25	Undisclosed
Bonner, Alan	WR	7/27	Foot
Bullough, Max	ILB	12/3	Hamstring
Clowney, Jadeveon	OLB	12/10	Knee
Fitzpatrick, Ryan	QB	12/16	Leg
Jamison, Tim	DE	12/12	Knee
Mallett, Ryan	QB	11/26	Pectoral
Nix III, Louis	NT	9/24	Wrist
Quessenberry, David	G	8/25	N/A
White, Cody	G	7/27	Achilles
Witzmann, Bryan	T	8/1	Undisclosed
Yeatman, Will	T	8/31	Concussion

## 2015 (14)

Name	Pos.	Date	Injury
Adams, Jeff	T	9/21	Knee
Ballentine, Lonnie	S	10/19	Leg
Brown, Duane	T	1/5/16	Leg
Cliett, Reshard	LB	8/4	Knee
Denham, Anthony	TE	9/2	Shoulder
Foster, Arian	RB	10/27	Achilles
Griffin, Ryan*	TE	9/16 - 11/3	Knee
James, Charles	CB	12/28	Foot
Mancz, Greg	C	11/4	Knee
McFarland, Mike	TE	8/20	Knee
Quessenberry, David**	G	8/25	N/A
Savage, Tom	QB	9/5	Shoulder
Slade, Chad	G	9/5	Back
Thompson, Carlos	OLB	9/30	Elbow
Yates, T.J.	QB	12/21	Knee

## 2016 (15)

Name	Pos.	Date	Injury
Ballentine, Lonnie	S	11/12	Leg
Dillon, K.J.	S	10/19	Knee
Drummond, Kurtis	S	8/30	Leg
Fairbairn, Ka'imi	K	8/30	Quad
Johnson, Kevin	CB	10/22	Foot
Martin, Nick	C	8/30	Ankle
Miller, Braxton	WR	12/13	Shoulder
Newton, Derek	T	10/26	Knees
Quessenberry, David**	G	5/31	N/A
Rivers, Gerald	OLB	8/31	Undisclosed
Scarlett, Brennan*	OLB	10/19-12/17	Hamstring
Still, Devon	DE	10/5	Foot
Strong, Jaelen	WR	12/10	Ankle
Washington Jr., Tony	OLB	9/4	Chest
Watt, J.J.	DE	9/28	Back

## 2017 (19)

Name	Pos.	Date	Injury
Clark, Chris	T	11/29	Ankle
Covington, Christian	DE	11/1	Biceps
Ellington, Bruce	WR	12/5	Hamstring
Ervin, Tyler	RB	10/4	Knee
Fiedorowicz, C.J.	TE	12/5	Concussion
Foreman, D'Onta	RB	11/22	Achilles
Godin, Matthew	DE	9/3	Knee
Gray, Deanté	WR	8/3	Knee
Griffin, Ryan	TE	11/10	Concussion
Heeney, Ben	ILB	11/29	Hamstring
Martin, Nick	C	12/19	Ankle
Mercilus, Whitney	OLB	10/11	Chest
Moore, Corey	S	12/27	Knee
Pruitt, MyCole	TE	12/19	Calf
Reader, D.J.	NT	12/19	Knee
Savage, Tom	QB	12/23	Concussion
Scarlett, Brennan	OLB	12/4	Foot
Watson, Deshaun	QB	11/3	Knee
Watt, J.J.	DE	10/11	Leg

## 2018 (11)

Name	Pos.	Date	Injury
Cole, Dylan*	ILB	9/25-12/2	Wrist
Fuller V, Will	WR	10/30	Knee
Hal, Andre	S	9/1	N/A
Henderson, Seantrel	T	9/12	Ankle
Johnson, Kevin	CB	9/11	Concussion
Kelly Jr., Jermaine	CB	9/3	Undisclosed
Peters, Brian	ILB	12/24	Undisclosed
Scarlett, Brennan	OLB	12/8	Ankle
Thomas, Demaryius	WR	12/24	Achilles
Tyson, Mike	S	1/2/19	Concussion
Webster, Kayvon	CB	12/24	Quadricpes

\* Designated for return

\*\*Reserve/Non-Football Illness



# ALL-TIME COACHES

Coach	Position	Season
Aylward, John	Offensive Assistant	2019
Barrett, Danny	Running Backs	2018-19
Bayless, Martin	Assistant Defensive Backs	2006-07
Bell, Brian	Assistant Strength & Conditioning	2015-17
Benton, John	Offensive Line	2006-13
Bernhardt, Jim	Director of Football Research	2014-17
Bowen, Shane	Defensive Assistant	2016-17
Brown, Kippy	Wide Receivers	2002-05
Bush, Frank	Senior Defensive Assistant	2007-08
	Defensive Coordinator	2009-10
Butler, John	Secondary	2014-17
Calhoun, Troy	Offensive Coordinator/Quarterbacks	2006
<b>CAPERS, DOM</b>	<b>HEAD COACH</b>	<b>2002-05</b>
Carter, Perry	Defensive Assistant	2006-09
	Assistant Defensive Backs	2010-13
Colman, Doug	Assistant Special Teams Coordinator	2014-17
Crennel, Romeo	Defensive Coordinator	2014-16, 2018-19
	Assistant Head Coach/Defense	2017-19
Cushing, Brian	Assistant Strength & Conditioning	2019
Dennison, Rick	Offensive Coordinator	2010-13
Dent, Akeem	Defensive Assistant	2019
Devlin, Mike	Offensive Line	2015-19
Distor, Joe	Assistant Strength & Conditioning	2019
Dorrell, Karl	Quarterbacks	2012-13
Dunn, Paul	Offensive Line	2014
Eubanks, Mike	Assistant Strength & Conditioning	2018
	Head Strength & Conditioning	2019
Fangio, Vic	Defensive Coordinator	2002-05
Fisch, Jedd	Defensive Quality Control	2002-03
Fitzgerald, Craig	Head Strength & Conditioning	2014-17
Franklin, Jethro	Defensive Line	2007-08
George, Jason	Assistant Strength & Conditioning	2018-19
Gibbs, Alex	Assistant Head Coach/Offense	2008-09
Gibbs, David	Defensive Backs Coach	2009-10
Godsey, George	Quarterbacks	2014
	Offensive Coordinator	2015-16
Grantham, Todd	Defensive Line	2002-04
Hammerschmidt, Dan	Offensive Assistant	2012-13
Harris, Chick	Running Backs	2002-13
Hayes, Sean	Assistant Strength & Conditioning	2014-15
Herring, Reggie	Linebackers	2002-03, 11-13
Hightower, Richard	Administrative Coord., Coaching	2006-07
	Special Teams Assistant	2008
Hixon, Stan	Wide Receivers	2014-15
Holland, Johnny	Linebackers	2006-10
Hoke, Jon	Defensive Backs	2002-08
Izzo, Larry	Special Teams Coordinator	2016-17
Johnson, Andre	Special Advisor to the Head Coach	2019
Jones, Ian	Assistant Strength & Conditioning	2016-17
Joseph, Vance	Defensive Backs	2011-13
Karmelowicz, Bob	Defensive Line	2006
	Special Assistant to the Head Coach	2007-08
Kelly, Tim	Offensive Quality Control	2014-15
	Offensive Quality Control/Asst. Off. Line	2016
	Tight Ends	2017-18
	Offensive Coordinator	2019
King, Bobby	Defensive Assistant	2011
	Asst. Linebackers	2012-13
	Linebackers	2017-19
Kirksey, Larry	Wide Receivers	2007-13
Knapp, Greg	Quarterbacks	2010-11
Kollar, Bill	Asst. Head Coach/Defensive Line	2009-13
	Defensive Line	2014
<b>KUBIAK, GARY</b>	<b>HEAD COACH</b>	<b>2006-13</b>
LaFleur, Matt	Offensive Assistant	2008-09
Lawing, Will	Defensive Quality Control	2014-16
	Offensive Assistant/Offensive Line	2017-18
	Tight Ends	2019

Coach	Position	Season
Ligaschesky, Bob	Special Teams Assistant	2013
	Special Teams Coordinator	2014-15
London, Charles	Running Backs	2014-17
Lubick, Marc	Offensive Assistant	2010-11
	Assistant Wide Receivers	2012-13
Lynn, D'Anton	Assistant Secondary	2018-19
Marciano, Joe	Special Teams Coordinator	2002-13
Marciano, Tony	Offensive Line	2002-03
	Tight Ends	2004-05
Marshall, Steve	Assistant Offensive Line	2002-05
	Offensive Line	2005
Matthews, Bruce	Offensive Assistant	2009-10
McDaniel, Mike	Offensive Assistant	2006-08
Midget, Anthony	Assistant Secondary	2014-17
	Secondary	2018-19
<b>O'BRIEN, BILL</b>	<b>HEAD COACH</b>	<b>2014-19</b>
O'Hara, Pat	Offensive Assistant	2015-16
	Offensive Assistant/Quarterbacks	2017
O'Donnell, Matt	Defensive Quality Control	2018-19
Oden, Tony	Assistant Defensive Backs	2004-05
Olivadotti, Tom	Linebackers	2004-05
Pagano, John	Senior Defensive Asst./Outside Linebackers	2018-19
Palmer, Chris	Offensive Coordinator	2002-05
Pariani, Brian	Tight Ends	2006-13
Pasqualoni, Paul	Defensive Line	2015
Pendry, Joe	Offensive Line	2004-05
	Offensive Coordinator	2005
Perry, John	Tight Ends	2014-16
	Wide Receivers	2017-19
<b>PHILLIPS, WADE</b>	<b>Defensive Coordinator</b>	<b>2011-13</b>
	<b>INTERIM HEAD COACH</b>	<b>2013</b>
Pleasant, Anthony	Assistant Strength & Conditioning	2014
	Defensive Assistant	2015
Pollack, Frank	Assistant Offensive Line	2008-11
Rhodes, Ray	Assistant Defensive Backs	2008
	Senior Defensive Assistant	2009-10
Richesson, Luke	Senior Director of Sports Performance	2018
Riley, Dan	Head Strength & Conditioning	2002-08
Roman, Greg	Tight Ends	2002-03
	Quarterbacks	2004-05
Ryan, Jim	Offensive Assistant	2011
	Assistant Offensive Line	2012-13
Ryan, Sean	Wide Receivers	2016
	Quarterbacks	2017-18
Saleh, Robert	Defensive Assistant	2006-08
	Assistant Linebackers	2009-10
Schlotz, Matt	Assistant Strength & Conditioning	2009-13
Seely, Brad	Special Teams Coordinator	2018-19
Shanahan, Kyle	Wide Receivers	2006
	Quarterbacks	2007
	Offensive Coordinator/Quarterbacks	2008-09
Sherman, Mike	Assistant Head Coach/Offense	2006
	Assistant Head Coach/Offensive Coordinator	2007
Simien, Tracy	Assistant Defensive Line	2006
Smith, Carl	Quarterbacks	2019
Smith, Cedric	Head Strength & Conditioning	2010-13
Smith, Richard	Defensive Coordinator	2006-08
Smith, Tracy	Assistant Special Teams	2018-19
Stewart, Brian	Assistant Defensive Backs	2002-03
Sutulovich, Eric	Assistant Special Teams	2002-05
Voltaire, Billy J.	Asst. Strength & Conditioning/Performance	2018-19
Vrabel, Mike	Linebackers	2014-16
	Defensive Coordinator	2017
Weaver, Anthony	Defensive Line	2016-19
Welker, Wes	Offensive/Special Teams Assistant	2017-18
Wright, Ray	Assistant Strength & Conditioning	2002-08
	Head Strength & Conditioning	2009
Yates, T.J.	Offensive Assistant	2019
Zgonina, Jeff	Assistant Defensive Line	2013

\*BOLD indicates head coaches.

# TEXANS TRADE HISTORY

Date	Terms
March 4, 2002:	Traded QB <b>Danny Wuerffel</b> to Washington in exchange for DT <b>Jerry Deloach</b> .
March 25, 2002:	Traded a 2002 seventh-round pick (212th overall) to Pittsburgh as compensation for restricted free agent K <b>Kris Brown</b> .
March 28, 2002:	Traded a 2003 conditional pick to St. Louis in exchange for CB <b>Jacoby Shepherd</b> .
April 17, 2002:	Traded RB <b>Charlie Rogers</b> to Buffalo in exchange for LB <b>Jay Foreman</b> .
April 21, 2002:	Traded a 2002 fourth-round pick (116th overall) to Atlanta in exchange for a 2003 third-round pick (88th overall - <b>Dave Ragone</b> ).
March 6, 2003:	Traded a 2003 fifth-round pick (154th overall) to New England in exchange for T <b>Greg Randall</b> .
April 26, 2003:	Traded a 2003 second-round pick (36th overall) and fourth-round pick (117th overall) to New England in exchange for a 2003 second-round pick (41st overall - <b>Bennie Joppru</b> ) and third-round pick (75th overall - <b>Seth Wand</b> ).
April 26, 2003:	Traded a 2003 third-round pick (83rd overall) and seventh-round pick (262nd overall) to Oakland in exchange for a 2004 second-round pick (supplemental - <b>Tony Hollings</b> ).
April 27, 2003:	Traded a 2003 fifth-round pick (138th overall) to Indianapolis in exchange for a 2004 fourth-round pick (122nd overall - <b>Glenn Earl</b> ).
March 19, 2004:	Traded QB <b>Drew Henson</b> to Dallas in exchange for a 2005 third-round pick (73rd overall - <b>Vernand Morency</b> ).
April 24, 2004:	Traded a 2004 second-round pick (40th overall), third-round pick (71st overall), fourth-round pick (103rd overall) and fifth-round pick (138th overall) to Tennessee in exchange for a 2004 first-round pick (27th overall - <b>Jason Babin</b> ) and fifth-round pick (159th overall - traded).
April 25, 2004:	Traded a 2004 fifth-round pick (159th overall) to Jacksonville in exchange for a 2004 sixth-round pick (175th overall - <b>Jammal Lord</b> ) and seventh-round pick (210th overall - <b>Raheem Orr</b> ).
April 20, 2005:	Traded a 2005 second-round pick (47th overall) and third-round pick (78th overall) to Oakland in exchange for CB <b>Phillip Buchanon</b> .
April 23, 2005:	Traded a 2005 first-round pick (13th overall) to New Orleans in exchange for a 2005 first-round pick (16th overall - <b>Travis Johnson</b> ) and a 2006 third-round pick (66th overall - <b>T Eric Winston</b> ).
April 6, 2006:	Traded a 2006 fifth-round pick (134th overall) to Buffalo in exchange for WR <b>Eric Moulds</b> .
July 27, 2006:	Traded a 2007 conditional pick to San Francisco in exchange for QB <b>Cody Pickett</b> .
Sept. 13, 2006:	Traded RB <b>Vernand Morency</b> to Green Bay in exchange for RB <b>Samkon Gado</b> .
March 22, 2007:	Traded a 2007 first-round pick (eighth overall), a 2007 second-round pick (39th overall) and a 2008 second-round pick (48th overall) to Atlanta in exchange for QB <b>Matt Schaub</b> and a 2007 first-round pick (10th overall - <b>Amobi Okoye</b> ).
April 29, 2007:	Traded a 2007 fourth-round draft pick (107th overall) to New Orleans in exchange for a 2007 fourth-round pick (123rd overall - <b>Fred Bennett</b> ) and fifth-round pick (163rd overall - <b>Brandon Frye</b> ).
March 17, 2008:	Traded a 2008 sixth-round pick (183rd overall) to Denver in exchange for C <b>Chris Myers</b> .
April 26, 2008:	Traded a 2008 first-round pick (18th overall) to Baltimore in exchange for a 2008 first-round pick (26th overall - <b>Duane Brown</b> ), third-round pick (89th overall - <b>Steve Slaton</b> ) and sixth-round pick (173rd overall - <b>Dominique Barber</b> ).
Feb. 27, 2009:	Traded QB <b>Sage Rosenfels</b> to Minnesota in exchange for a 2009 fourth-round pick (122nd overall - <b>TE Anthony Hill</b> ).
Aug. 31, 2009:	Traded DT <b>Travis Johnson</b> to San Diego in exchange for a 2010 sixth-round pick (197th overall - WR <b>Trindon Holliday</b> ).
April 23, 2010:	Traded a 2010 second-round pick (51st overall) to Minnesota in exchange for a 2010 second-round pick (62nd overall - traded) and third-round pick (93rd overall - traded).
April 23, 2010:	Traded a 2010 second-round pick (62nd overall) and fifth-round pick (150th overall) to New England in exchange for a 2010 second-round pick (58th overall - RB <b>Ben Tate</b> ).
April 24, 2010:	Traded a 2010 third-round pick (93rd overall) to Kansas City in exchange for a 2010 fourth-round pick (102nd overall - LB <b>Darryl Sharpton</b> ) and fifth-round pick (144th overall - CB <b>Sherrick McManis</b> ).
April 29, 2011:	Traded a 2011 third-round pick (73rd overall) and fifth-round pick (138th overall) to New England in exchange for a 2011 second-round pick (60th overall - CB <b>Brandon Harris</b> ).
April 30, 2011:	Traded a 2011 fourth-round pick (105th overall) and sixth-round pick (178th overall) to Washington in exchange for a 2011 fourth-round pick (127th overall - CB <b>Roc Carmichael</b> ) and two fifth-round picks (144th overall - S <b>Shiloh Keo</b> & 152nd overall - QB <b>T.J. Yates</b> ).
Oct. 12, 2011:	Traded a 2012 conditional seventh-round pick to the N.Y. Jets in exchange for WR <b>Derrick Mason</b> .
March 20, 2012:	Traded ILB <b>DeMeco Ryans</b> and a 2012 third-round pick (88th overall) to Philadelphia in exchange for a 2012 third-round pick (76th overall - G <b>Brandon Brooks</b> ) and a fourth-round pick (99th overall - C <b>Ben Jones</b> ).
April 27, 2012:	Traded a 2012 second-round pick (58th overall) and seventh-round pick (233rd overall) to Tampa Bay in exchange for a 2012 third-round pick (68th overall - WR <b>DeVier Posey</b> ) and fourth-round pick (126th overall - DE <b>Jared Crick</b> ).
Aug. 31, 2012:	Traded CB <b>Sherrick McManis</b> to Chicago in exchange for FB <b>Tyler Clutts</b> .
April 27, 2013:	Traded a 2013 fifth-round pick (160th overall) to St. Louis in exchange for two sixth-round picks (184th overall - traded & 198th overall - NT <b>Chris Jones</b> ).
April 27, 2013:	Traded a 2013 sixth-round pick (184th overall) and seventh-round pick (233rd overall) to Oakland in exchange for a 2013 sixth-round pick (176th overall - G <b>David Quessenberry</b> ).
Aug. 12, 2013:	Traded WR <b>Jeff Maehl</b> to Philadelphia in exchange for T <b>Nate Menkin</b> .
March 21, 2014:	Traded QB <b>Matt Schaub</b> to Oakland in exchange for a 2014 sixth-round pick (181st overall - RB <b>Alfred Blue</b> ).
May 9, 2014:	Traded a 2014 fourth-round pick (101st overall) and fifth-round pick (141st overall) to Philadelphia in exchange for a 2014 third-round pick (83rd overall - NT <b>Louis Nix</b> ).
June 19, 2014:	Traded QB <b>T.J. Yates</b> to Atlanta in exchange for ILB <b>Akeem Dent</b> .
Aug. 31, 2014:	Traded a 2016 conditional seventh-round pick (243rd overall) to New England in exchange for QB <b>Ryan Mallett</b> .
March 11, 2015:	Traded QB <b>Ryan Fitzpatrick</b> to the N.Y. Jets in exchange for a 2016 conditional sixth-round pick (195th overall - traded).
March 11, 2015:	Traded QB <b>Case Keenum</b> to St. Louis in exchange for a 2016 conditional seventh-round pick (235th overall - traded).
May 1, 2015:	Traded a 2015 second-round pick (51st overall), fourth-round pick (116th overall) and sixth-round pick (195th overall) to Cleveland in exchange for a 2015 second-round pick (43rd overall - ILB <b>Benardrick McKinney</b> ) and seventh-round pick (229th overall - traded).
May 1, 2015:	Traded WR <b>DeVier Posey</b> , a 2015 third-round pick (82nd overall), fifth-round pick (152nd overall) and seventh-round pick (229th overall) to the N.Y. Jets in exchange for a 2015 third-round pick (70th overall - WR <b>Jaelen Strong</b> ).
Aug. 31, 2015:	Traded a 2016 seventh-round pick (235th overall) to Denver in exchange for T <b>Chris Clark</b> .
Sept. 2, 2015:	Traded TE <b>Khari Lee</b> to Chicago in exchange for a 2017 sixth-round pick (188th overall - traded).
Sept. 17, 2015:	Traded WR <b>Keshawn Martin</b> and a 2016 sixth-round pick (196th overall) to New England in exchange for a 2016 fifth-round pick (166th overall - NT <b>D.J. Reader</b> ).
April 28, 2016:	Traded a 2016 first-round pick (22nd overall) and a 2017 sixth-round pick (209th overall) to Washington in exchange for a 2016 first-round pick (21st overall - WR <b>Will Fuller V</b> ).
April 29, 2016:	Traded a 2016 second-round pick (52nd overall) and sixth-round pick (195th overall) to Atlanta in exchange for a 2016 second-round pick (50th overall - C <b>Nick Martin</b> ).
March 9, 2017:	Traded QB <b>Brock Osweiler</b> , a 2018 second-round pick (35th overall) and a 2017 sixth-round pick (188th overall) to Cleveland in exchange for a 2017 fourth-round compensatory pick (142nd overall - DE <b>Carlos Watkins</b> ).
April 27, 2017:	Traded a 2017 first-round pick (25th overall) and a 2018 first-round pick (fourth overall) to Cleveland in exchange for a 2017 first-round pick (12th overall - QB <b>Deshawn Watson</b> ).
Oct. 30, 2017:	Traded T <b>Duane Brown</b> and a 2018 fifth-round pick (141st overall) to Seattle in exchange for a 2018 third-round pick (80th overall - T <b>Martinas Rankin</b> ) and a 2019 second-round pick.
Oct. 30, 2018:	Traded a 2019 fourth-round pick (125th overall) and a 2019 seventh-round pick (237th overall) to Denver in exchange for WR <b>Demaryius Thomas</b> and a 2019 seventh-round pick (220th overall).

# TEXANS FREE AGENCY HISTORY

**2002**

**Players Signed (17):**

March 6: C/G Steve McKinney, Indianapolis  
 March 7: LB Kailee Wong, Minnesota  
 March 10: WR Corey Bradford, Green Bay  
 March 15: RB James Allen, Chicago; LB Greg Jones, Chicago  
 March 25: K Kris Brown, Pittsburgh (restricted)  
 March 26: WR Tony Simmons, Indianapolis  
 April 3: T Jimmy Herndon, Chicago  
 April 5: SS Chris Carter, Cincinnati  
 April 8: QB Kent Graham, Washington; CB Jason Simmons, Pittsburgh  
 April 9: G DeMingo Graham, San Diego; TE Kaseem Sinceno, Chicago  
 April 10: TE Rod Rutledge, New England  
 April 18: LB Jeff Posey, Jacksonville  
 April 25: LB Robert Jones, Washington  
 May 9: LB Allen Aldridge, Detroit

**Players Lost (0):**

None

**2003**

**Players Signed (15):**

March 1: T/G Zach Wiegert, Jacksonville  
 March 4: LB Jay Foreman, Houston  
 March 11: DE Corey Sears, Houston; FS Kevin Williams, Houston  
 March 17: SS Eric Brown, Houston  
 March 18: CB Pat Dennis, Houston (restricted); QB Mike Quinn, Houston  
 March 21: CB Jason Simmons, Houston  
 March 25: WR JaJuan Dawson, Houston (restricted)  
 March 27: T Jimmy Herndon, Houston  
 April 2: LB Charlie Clemons, New Orleans; CB Kenny Wright, Houston  
 April 4: QB Tony Banks, Houston  
 April 9: RB Stacey Mack, Jacksonville  
 April 25: G Ryan Schau, Houston

**Players Lost (4):**

Feb. 28: LB Jeff Posey, Buffalo  
 March 5: T Ryan Young, Dallas  
 March 14: LB Keith Mitchell, Jacksonville  
 March 28: G Cameron Spikes, Arizona

**2004**

**Players Signed (14):**

March 3: DE Gary Walker, Houston  
 March 4: DT Robaire Smith, Tennessee; T Todd Wade, Miami;  
 G/C Todd Washington, Houston  
 March 11: CB Jason Simmons, Houston  
 March 16: LB DaShon Polk, Buffalo  
 March 22: TE Mark Bruener, Pittsburgh; DE Corey Sears, Houston  
 March 23: TE Jabari Holloway, Houston (restricted)  
 March 30: FS Pat Dennis, Houston  
 April 19: FB Moran Norris, Houston (restricted)  
 April 20: CB Darrick Vaughn, Houston (restricted)  
 April 22: CB Jason Bell, Houston (restricted)  
 April 28: DE Jerry Deloach, Houston (restricted)

**Players Lost (5):**

March 4: FB Greg Comella, Tampa Bay; LB Steve Foley, San Diego  
 March 6: DT Steve Martin, Minnesota  
 March 10: QB Mike Quinn, Denver  
 April 20: T Greg Randall, San Francisco

**2005**

**Players Signed (20):**

March 3: LB Morlon Greenwood, Miami; DT Seth Payne, Houston  
 March 5: CB Jason Bell, Houston; FB Moran Norris, Houston  
 March 9: CB Lewis Sanders, Cleveland; DE Corey Sears, Houston;  
 CB Jason Simmons, Houston  
 March 10: DE Jerry Deloach, Houston  
 March 17: QB Tony Banks, Houston; LB Frank Chamberlin, Cincinnati  
 March 23: T Garrick Jones, Houston (restricted)  
 April 11: WR Corey Bradford, Houston; RB Jonathan Wells, Houston  
 April 12: LB Troy Evans, Houston (restricted)  
 April 15: G Milford Brown, Houston (restricted)  
 April 18: KR Reggie Swinton, Detroit  
 May 3: LB Zeke Moreno, San Diego

May 13:

May 18:

June 8:

T Victor Riley, New Orleans  
 TE Marcellus Rivers, N.Y. Giants  
 WR Kevin Kasper, New England

**Players Lost (3):**

March 10: FS Marlon McCree, Carolina  
 March 31: CB Kenny Wright, Jacksonville  
 June 7: T Marcus Spears, Cleveland

**2006**

**Players Signed (25):**

March 11: FB Jameel Cook, Tampa Bay  
 March 12: QB Sage Rosenfels, Miami; DE Anthony Weaver, Baltimore  
 March 14: CB Chris McKenzie, Houston; P Filip Filipovic, Philadelphia  
 March 19: WR Kevin Walter, Cincinnati (restricted)  
 March 21: TE Jeb Putzier, Denver  
 March 23: LB Shantee Orr, Houston; LB Frank Chamberlin, Houston;  
 LB DaShon Polk, Houston; SS Ramon Walker, Houston  
 LB Sam Cowart, Minnesota; C Mike Flanagan, Green Bay;  
 LB Troy Evans, Houston  
 DE N.D. Kalu, Philadelphia  
 G David Loverne, Detroit  
 March 24: LB Wali Rainer, Detroit; WR Jake Schifino, New England  
 April 4: TE Ben Steele, Green Bay; WR Chris Doering, Pittsburgh;  
 April 10: FS Michael Stone, New England  
 T Brad Bedell, Green Bay  
 April 26: T Seth Wand, Houston (restricted)  
 April 27: RB Antowain Smith, New Orleans; T Ephraim Salaam,  
 May 8: Jacksonville

**Players Lost (6):**

March 13: CB Jason Bell, N.Y. Giants; WR Corey Bradford, Detroit  
 March 16: WR Jabar Gaffney, Philadelphia  
 March 24: G Tyson Walter, Washington  
 May 6: RB Tony Hollings, Chicago  
 May 10: TE Marcellus Rivers, Oakland

**2007**

**Players Signed (18):**

March 5: RB Ahman Green, Green Bay; DB Roc Alexander, Houston;  
 DE N.D. Kalu, Houston; T Ephraim Salaam, Houston  
 LB Danny Clark, New Orleans  
 P Chad Stanley, Houston  
 March 7: T Jordan Black, Kansas City  
 March 8: TE Mark Bruener, Houston  
 March 9: DT Jeff Zgonina, Miami  
 March 12: LB Shawn Barber, Philadelphia  
 March 15: RB Ron Dayne, Houston  
 March 21: FB Vonta Leach, Houston  
 March 23: CB Von Hutchinson, Houston  
 March 26: CB Jamar Fletcher, Detroit  
 April 3: WR André Davis, Buffalo  
 April 5: LB Shantee Orr, Houston  
 April 12: LB Charlie Anderson, Houston  
 April 20: SS Glenn Earl, Houston  
 April 23: SS Glenn Earl, Houston  
 April 27:

**Players Lost (5):**

March 3: DE Antwan Peek, Cleveland  
 March 7: CB Lewis Sanders, Atlanta  
 April 6: QB David Carr, Carolina  
 April 10: LB Troy Evans, New Orleans  
 April 13: SS Michael Stone, N.Y. Giants

**2008**

**Players Signed (21):**

March 1: WR André Davis, Houston; CB Jacques Reeves, Dallas  
 March 3: LB Kevin Bentley, Seattle  
 March 7: SS Glenn Earl, Houston  
 March 10: TE Mark Bruener, Houston  
 March 14: LB Chau Thompson, Cleveland  
 March 20: RB Chris Brown, Tennessee; S Will Demps, Houston;  
 DT N.D. Kalu, Houston  
 March 24: QB Quinn Gray, Jacksonville; P Matt Turk, Houston  
 March 27: RB Chris Taylor, Houston; WR Harry Williams, Houston;  
 CB Nick Ferguson, Denver  
 April 26: TE Joel Dreessen, Houston



# TEXANS FREE AGENCY HISTORY

May 10: G Fred Weary, Houston  
 May 19: CB Jimmy Williams, San Francisco; TE Ryan Krause, Green Bay  
 May 22: WR Tim Carter, Cleveland; WR Mark Simmons, San Diego  
 June 16: DE Roosevelt Colvin, New England

## Players Lost (6):

March 1: LB Charlie Anderson, Miami  
 March 2: S Von Hutchins, Atlanta  
 March 4: TE Jeb Putzier, Seattle  
 March 13: LB Danny Clark, N.Y. Giants  
 March 20: S Michael Boulware, Minnesota  
 April 4: WR/KR Jerome Mathis, Washington

## 2009

### Players Signed (12):

Feb. 27: DE Stanley McClover, Houston; C Chris White, Houston; FS Eugene Wilson, Houston  
 March 1: DE Antonio Smith, Arizona; QB Dan Orlovsky, Detroit  
 March 4: TE Joel Dreessen, Houston  
 March 12: S Nick Ferguson, Houston  
 March 13: WR David Anderson, Houston  
 March 30: DT Shaun Cody, Detroit  
 April 6: LB Cato June, Tampa Bay  
 April 7: T Rashad Butler, Houston; LB Buster Davis, Indianapolis

### Players Lost (2):

March 4: SS C.C. Brown, N.Y. Giants  
 April 2: CB DeMarcus Faggins, Tennessee

## 2010

### Players Signed (18):

Jan. 11: QB John David Booty, Minnesota  
 March 8: P Matt Turk, Houston; WR Kevin Walter, Houston  
 March 16: G Wade Smith, Kansas City  
 March 26: DE Tim Bulman, Houston  
 March 31: LB DeMeco Ryans, Houston  
 April 2: SS Bernard Pollard, Houston  
 April 6: RB Ryan Moats, Houston  
 April 7: K Neil Rackers, Arizona  
 April 14: T Rashad Butler, Houston; C Chris White, Houston  
 April 26: TE Michael Gaines, Cleveland  
 April 29: LS Jon Weeks  
 May 12: LB Danny Clark, N.Y. Giants  
 June 11: TE Owen Daniels, Houston  
 June 16: TE Derek Fine, Buffalo  
 June 17: FB Justin Griffith, Seattle; WR Bobby Williams, Minnesota

### Players Lost (2):

March 5: CB Dunta Robinson, Atlanta  
 March 17: QB Rex Grossman, Washington

## 2011

### Players Signed (13):

July 29: G Mike Brisiel, Houston (restricted); DE Tim Bulman, Houston; T Rashad Butler, Houston; RB Arian Foster, Houston; WR Jacoby Jones, Houston; CB Johnathan Joseph, Cincinnati; QB Matt Leinart, Houston; DE Damione Lewis, Houston; FS Danieal Manning, Chicago; G Kasey Studdard, Houston  
 P Brad Maynard, Chicago  
 August 2: FB Lawrence Vickers, Cleveland  
 August 3: ILB Tim Dobbins, Miami  
 August 7: ILB Tim Dobbins, Miami

### Players Lost (6):

July 30: LB Zac Diles, St. Louis  
 July 31: FB Vonta Leach, Baltimore; P Matt Turk, Jacksonville  
 August 4: S Bernard Pollard, Baltimore  
 August 5: DE Mark Anderson, New England  
 August 24: LB Kevin Bentley, San Diego

## 2012

### Players Signed (10):

March 17: C Chris Myers, Houston  
 March 30: P Donnie Jones, St. Louis  
 April 5: S Quintin Demps, Houston  
 April 13: ILB Tim Dobbins, Houston; ILB Bradie James, Dallas  
 May 8: K Shayne Graham, Baltimore

May 11: QB John Beck, Washington  
 June 4: CB Alan Ball, Dallas; RB Justin Forsett, Seattle  
 June 14: FB Moran Norris, San Francisco

### Players Lost (5):

March 15: OLB Mario Williams, Buffalo  
 March 16: G Mike Brisiel, Oakland  
 March 19: CB Jason Allen, Cincinnati  
 March 23: TE Joel Dreessen, Denver  
 April 30: K Neil Rackers, Washington

## 2013

### Players Signed (9):

March 15: T Andrew Gardner, Houston  
 March 20: CB Brice McCain, Houston  
 March 22: S Ed Reed, Baltimore  
 March 23: P Shane Lechler, Oakland  
 March 27: FB Greg Jones, Jacksonville  
 April 8: T Ryan Harris, Houston  
 April 12: ILB Tim Dobbins, Houston  
 May 15: C Tyler Horn, Tennessee; RB Deji Karim, Indianapolis

### Players Lost (8):

March 12: TE James Casey, Philadelphia  
 March 13: S Glover Quin, Detroit  
 March 14: OLB Connor Barwin, Philadelphia  
 March 15: CB Alan Ball, Jacksonville; RB Justin Forsett, Jacksonville  
 March 25: P Donnie Jones, Philadelphia  
 April 15: K Shayne Graham, Cleveland  
 May 8: T Rashad Butler, Cleveland

## 2014

### Players Signed (7):

March 14: TE Garrett Graham, Houston  
 March 18: NT Jerrell Powe, Kansas City  
 March 21: QB Ryan Fitzpatrick, Tennessee; S Kendrick Lewis, Kansas City  
 March 28: S Chris Clemons, Miami  
 April 7: RB Andre Brown, N.Y. Giants  
 April 15: DE Ricardo Mathews, Indianapolis

### Players Lost (9):

March 12: OLB Bryan Braman, Philadelphia; ILB Joe Mays, Kansas City; NT Terrell McClain, Dallas; NT Earl Mitchell, Miami  
 March 14: DE Antonio Smith, Oakland; ILB Darryl Sharpton, Washington  
 March 15: RB Ben Tate, Cleveland  
 March 31: T Andrew Gardner, Philadelphia  
 April 8: WR Lestar Jean, Minnesota

## 2015

### Players Signed (16):

March 9: CB Kareem Jackson, Houston; WR Damaris Johnson, Houston; T Derek Newton, Houston  
 March 10: QB Ryan Mallett, Houston; S Eddie Pleasant, Houston; ILB Jeff Tarpinian, Houston  
 March 11: QB Brian Hoyer, Cleveland  
 March 12: FS Rahim Moore, Denver  
 March 16: NT Vince Wilfork, New England  
 March 16: WR Cecil Shorts III, Jacksonville  
 March 24: ILB Akeem Dent, Houston  
 April 1: WR Nate Washington, Tennessee  
 April 9: G Cody White, Houston  
 April 29: RB Chris Polk, Philadelphia  
 May 1: S Stevie Brown, N.Y. Giants  
 June 2: NT Brandon Deaderick, New Orleans

### Players Lost (2):

March 10: OLB Brooks Reed, Atlanta  
 March 27: FS Kendrick Lewis, Baltimore

## TEXANS FREE AGENCY HISTORY

### 2016

#### Players Signed (16):

March 7: G/T Jeff Adams, Houston; CB Charles James, Houston  
 March 8: P Shane Lechler, Houston; S Eddie Pleasant, Houston; K Nick Novak, Houston; T Chris Clark, Houston  
 March 10: QB Brock Osweiler, Denver; RB Lamar Miller, Miami; G Jeff Allen, Kansas City; C Tony Bergstrom, Oakland  
 March 16: S Antonio Allen, N.Y. Jets  
 March 18: RB Jonathan Grimes, Houston  
 March 28: CB A.J. Bouye, Houston  
 March 29: QB Brandon Weeden, Houston  
 April 6: OLB John Simon, Houston  
 April 7: S Quintin Demps, Houston

#### Players Lost (6):

March 3: TE Garrett Graham, Denver; S Rahim Moore, Cleveland  
 March 10: C Ben Jones, Tennessee; G Brandon Brooks, Philadelphia  
 March 24: WR Nate Washington, New England  
 April 19: QB Brian Hoyer, Chicago

### 2017

#### Players Signed (5):

March 9: P Shane Lechler, Houston; K Nick Novak, Houston  
 March 13: TE Ryan Griffin, Houston  
 May 16: T Breno Giacomini, N.Y. Jets  
 June 5: ILB Sio Moore, Arizona

#### Players Lost (5):

March 9: CB A.J. Bouye, Jacksonville; S Quintin Demps, Chicago  
 March 10: OLB John Simon, Indianapolis; S Don Jones, San Francisco  
 March 17: G Oday Aboushi, Seattle

### 2018

#### Players Signed (16):

March 15: CB Aaron Colvin, Jacksonville; C/G Zach Fulton, Kansas City;

T Seantrel Henderson, Buffalo; G Senio Kelemete, New Orleans; DE Angelo Blackson, Houston; WR Bruce Ellington, Houston; CB Johnathan Joseph, Houston; ILB Brian Peters, Houston

March 16: CB Johnson Bademosi, New England  
 March 19: S Tyrann Mathieu, Arizona  
 March 20: ILB Josh Keyes, Cleveland  
 March 26: ILB Ben Heeney, Houston  
 March 29: QB Brandon Weeden, Tennessee  
 April 5: QB Joe Webb III, Buffalo  
 April 16: C/G Greg Mancz, Houston  
 April 30: RB Alfred Blue, Houston

#### Players Lost (5):

March 15: S Marcus Gilchrist, Oakland  
 March 19: QB Josh Johnson, Oakland  
 March 22: T Breno Giacomini, Oakland  
 March 27: G Xavier Su'a-Filo, Tennessee  
 April 19: CB Marcus Williams, Arizona

### 2019

#### Players Signed (9):

March 11: DE Joel Heath, Houston; WR DeAndre Carter, Houston; Angelo Blackson, Houston  
 March 12: S Tashaun Gipson Sr., Jacksonville  
 March 13: CB Bradley Roby, Denver  
 March 15: CB Brian Boddy-Calhoun, Cleveland  
 March 19: TE Darren Fells, Cleveland  
 March 20: QB AJ McCarron, Oakland  
 March 22: QB Joe Webb III, Houston

#### Players Lost (5):

March 13: CB/S Kareem Jackson, Denver  
 March 14: S Tyrann Mathieu, Kansas City; DE Christian Covington, Dallas  
 March 15: T Kendall Lamm, Cleveland  
 April 1: RB Alfred Blue, Jacksonville

## TEXANS IN PRIMETIME

The Texans have appeared in 38 primetime games (including Thanksgiving) and have posted a record of 15-23.

Year (No.)	Date	Opponent	Network	Result	Attendance
2002 (1)	Sunday, Sept. 8	Dallas	ESPN	W, 19-10	69,604
2004 (1)	Sunday, Nov. 21	Green Bay	ESPN	L, 16-13	70,769
2005 (2)	Sunday, Oct. 16	at Seattle	ESPN	L, 42-10	66,196
	Sunday, Nov. 20	Kansas City	ESPN	L, 45-17	70,481
2007 (1)	Thursday, Dec. 13	Denver	NFL Network	W, 31-13	70,747
2008 (1)	Monday, Dec. 1	Jacksonville	ESPN	W, 30-17	70,809
2009 (1)	Monday, Nov. 23	Tennessee	ESPN	L, 20-17	71,153
2010 (3)	Monday, Nov. 1	at Indianapolis	ESPN	L, 30-17	66,363
	Thursday, Dec. 1	at Philadelphia	NFL Network	L, 34-24	69,144
	Monday, Dec. 13	Baltimore	ESPN	L, 34-28	71,413
2011 (1)	Thursday, Dec. 22	at Indianapolis	NFL Network	L, 19-16	64,159
2012 (5)	Monday, Oct. 8	at N.Y. Jets	ESPN	W, 23-17	79,088
	Sunday, Oct. 14	Green Bay	NBC	L, 42-24	71,702
	Sunday, Nov. 11	Chicago	NBC	W, 13-6	62,410
	Thursday, Nov. 22	at Detroit	CBS	W, 34-31 (OT)	64,827
	Monday, Dec. 10	at New England	ESPN	L, 42-14	69,756
2013 (4)	Monday, Sept. 9	at San Diego	ESPN	W, 31-28	59,522
	Sunday, Oct. 6	at San Francisco	NBC	L, 34-3	69,732
	Sunday, Nov. 3	Indianapolis	NBC	L, 27-24	71,778
	Thursday, Dec. 5	Jacksonville	NFL Network	L, 27-20	60,414
2014 (2)	Thursday, Oct. 9	Indianapolis	NFL Network	L, 33-28	71,787
	Monday, Oct. 20	at Pittsburgh	ESPN	L, 30-23	56,375
2015 (3)	Thursday, Oct. 8	Indianapolis	CBS	L, 27-20	71,732
	Monday, Nov. 16	at Cincinnati	ESPN	W, 10-6	61,381
	Sunday, Dec. 13	New England	NBC	L, 27-6	71,908
2016 (5)	Thursday, Sept. 22	at New England	CBS/NFL Network/Twitter	L, 27-0	66,829
	Sunday, Oct. 16	Indianapolis	NBC	W, 26-23 (OT)	71,891
	Monday, Oct. 24	at Denver	ESPN	L, 27-9	76,865
	Monday, Nov. 21	at Oakland (Mexico City)	ESPN	L, 27-20	76,473
	Saturday, Dec. 24	Cincinnati	NFL Network	W, 12-10	71,836
2017 (4)	Thursday, Sept. 14	at Cincinnati	NFL Network	W, 13-9	52,942
	Sunday, Oct. 8	Kansas City	NBC	L, 42-34	71,835
	Monday, Nov. 27	at Baltimore	ESPN	L, 23-16	70,357
	Monday, Dec. 25	Pittsburgh	NBC/NFLN/Amazon	L, 34-6	71,842
2018 (4)	Sunday, Oct. 7	Dallas	NBC	W, 19-16 (OT)	72,008
	Thursday, Oct. 25	Miami	FOX/NFLN/Amazon	W, 42-23	71,726
	Monday, Nov. 26	Tennessee	ESPN	W, 34-17	71,826
	Saturday, Dec. 15	at N.Y. Jets	NFLN	W, 29-22	77,982

## TEXANS IN OVERTIME

The Texans have gone to overtime 16 times in franchise history and have posted a 7-9 record in those contests. Houston is 4-6 in overtime games at NRG Stadium and 3-3 on the road.

### November 23, 2003 at Reliant Stadium

New England	23
Houston	20

Game winner- K Adam Vinatieri's 28-yard FG

### October 10, 2004 at Reliant Stadium

Minnesota	34
Houston	28

Game winner- WR Marcus Robinson's 50-yard TD reception

### November 27, 2005 at Reliant Stadium

St. Louis	33
Houston	27

Game winner- WR Kevin Curtis' 56-yard TD reception

### January 1, 2006 at Monster Park

Houston	17
San Francisco	20

Game winner- K Joe Nedney's 33-yard FG

### December 10, 2006 at Reliant Stadium

Tennessee	26
Houston	20

Game winner- QB Vince Young's 39-yard TD run

### September 28, 2008 at Jacksonville Municipal Stadium

Houston	27
Jacksonville	30

Game winner- K Josh Scobee's 37-yard FG

### September 19, 2010 at FedEx Field

Houston	30
Washington	27

Game winner- K Neil Rackers' 35-yard FG

### December 13, 2010 at Reliant Stadium

Baltimore	34
Houston	28

Game winner- CB Josh Wilson's 12-yard INT return for touchdown

### November 18, 2012 at Reliant Stadium

Jacksonville	37
Houston	43

Game winner- WR Andre Johnson's 48-yard TD reception

### November 22, 2012 at Ford Field

Houston	34
Detroit	31

Game winner- K Shayne Graham's 32-yard FG

### September 15, 2013 at Reliant Stadium

Tennessee	24
Houston	30

Game winner- WR DeAndre Hopkins' three-yard TD reception

### September 29, 2013 at Reliant Stadium

Houston	20
Seattle	23

Game winner- K Stephen Hauschka's 45-yard FG

### October 5, 2014 at AT&T Stadium

Houston	17
Dallas	20

Game winner- K Dan Bailey's 49-yard FG

### October 16, 2016 at NRG Stadium

Indianapolis	23
Houston	26

Game winner- K Nick Novak's 33-yard FG

### September 30, 2018 at Lucas Oil Stadium

Houston	37
Indianapolis	34

Game winner- K Ka'imi Fairbairn's 37-yard FG

### October 7, 2018 at NRG Stadium

Dallas	16
Houston	19

Game winner- K Ka'imi Fairbairn's 36-yard FG



K Ka'imi Fairbairn's game-winning 36-yard field goal gave the Texans a 19-16 victory over the Cowboys in front of the largest crowd in NRG Stadium history on Oct. 7, 2018.



# TEXANS HONORS

## Associated Press Defensive Player of the Year

2012: DE J.J. Watt  
2014: DE J.J. Watt  
2015: DE J.J. Watt

## Associated Press All-Pro First Team

2005: KR Jerome Mathis  
2008: WR Andre Johnson  
2009: WR Andre Johnson  
2010: RB Arian Foster  
FB Vonta Leach  
2012: T Duane Brown  
DE J.J. Watt  
2013: DE J.J. Watt  
2014: DE J.J. Watt  
2015: DE J.J. Watt  
2017: WR DeAndre Hopkins  
2018: WR DeAndre Hopkins  
DE J.J. Watt

## Associated Press All-Pro Second Team

2007: LB DeMeco Ryans  
DE Mario Williams  
2011: T Duane Brown  
ILB Brian Cushing  
RB Arian Foster  
CB Johnathan Joseph  
2012: WR Andre Johnson  
2015: WR DeAndre Hopkins  
2016: DE/OLB Jadeveon Clowney  
OLB Whitney Mercilus  
ILB Benardrick McKinney  
2018: DE J.J. Watt

## Associated Press Rookie of the Year

2006: LB DeMeco Ryans (Defensive)  
2009: LB Brian Cushing (Defensive)

## Bert Bell Professional Football Player of the Year / Maxwell Football Club

2014: DE J.J. Watt

## NFL Pro Bowl

2003  
CB Aaron Glenn (3rd overall selection)  
DE Gary Walker (2nd overall selection)  
2005  
WR Andre Johnson (1st selection)  
2006  
WR Jerome Mathis (1st selection)  
2007  
WR Andre Johnson (2nd selection)  
2008  
LB DeMeco Ryans (1st selection)  
2009  
WR Andre Johnson (3rd selection)  
DE Mario Williams (1st selection)  
TE Owen Daniels (1st selection)  
2010  
LB Brian Cushing (1st selection)  
WR Andre Johnson (4th selection)  
LB DeMeco Ryans (2nd selection)  
QB Matt Schaub (1st selection)  
DE Mario Williams (2nd selection)  
2011  
RB Arian Foster (1st selection)  
WR Andre Johnson (5th selection)  
FB Vonta Leach (1st selection)  
RB Arian Foster (2nd selection)  
CB Johnathan Joseph (1st selection)  
C Chris Myers (1st selection)  
DE Antonio Smith (1st selection)  
2012  
T Duane Brown (1st selection)  
TE Owen Daniels (2nd selection)  
RB Arian Foster (3rd selection)  
WR Andre Johnson (6th selection)  
CB Johnathan Joseph (2nd selection)  
C Chris Myers (2nd selection)  
QB Matt Schaub (2nd selection)

LG Wade Smith (1st selection)  
DE J.J. Watt (1st selection)  
2013  
T Duane Brown (2nd selection)  
WR Andre Johnson (7th selection)  
DE J.J. Watt (2nd selection)  
2014  
RB Arian Foster (4th selection)  
DE J.J. Watt (3rd selection)  
2015  
WR DeAndre Hopkins (1st selection)  
DE J.J. Watt (4th selection)  
LS Jon Weeks (1st selection)  
2016  
DE/OLB Jadeveon Clowney (1st selection)  
2017  
DE/OLB Jadeveon Clowney (2nd selection)  
WR DeAndre Hopkins (2nd selection)  
2018  
DE/OLB Jadeveon Clowney (3rd selection)  
WR DeAndre Hopkins (3rd selection)  
ILB Benardrick McKinney (1st selection)  
RB Lamar Miller (1st selection)  
QB Deshaun Watson (1st selection)  
DE J.J. Watt (5th selection)

## NFL Pro Bowl Most Valuable Player

2010: QB Matt Schaub  
2015: DE J.J. Watt (Defensive)  
\*Began naming Offensive and Defensive MVP in 2014

## Kansas City 101 AFC Coach of the Year

2011: Gary Kubiak

## Kansas City 101 AFC Defensive Player of the Year

2012: DE J.J. Watt  
2014: DE J.J. Watt  
2015: DE J.J. Watt  
2018: DE J.J. Watt

## Associated Press

### NFL Player of the Week

2007: DE Mario Williams (Sept. 9)  
K Kris Brown (Oct. 7)  
2008: WR Andre Johnson (Oct. 26)

### AFC Player of the Month

2002  
P Chad Stanley (Special Teams, Sept.)  
2003  
CB Marcus Coleman (Defense, Sept.)  
2008  
WR Andre Johnson (Offense, Oct.)  
2010  
RB Arian Foster (Offense, Sept.)  
2011  
RB Arian Foster (Offense, Oct.)  
OLB Connor Barwin (Defense, Nov.)  
2012  
DE J.J. Watt (Defense, Sept.)  
WR Andre Johnson (Offense, Nov.)  
DE J.J. Watt (Defense, Dec.)  
2014  
DE J.J. Watt (Defense, Sept.)  
DE J.J. Watt (Defense, Dec.)  
2015  
DE J.J. Watt (Defense, Nov.)  
OLB Whitney Mercilus (Defense, Dec.)  
2016  
S Quintin Demps (Defense, Dec.)  
2017  
QB Deshaun Watson (Offense, Oct.)  
2018  
DE J.J. Watt (Defense, Sept.)  
K Ka'imi Fairbairn (Special Teams, Dec.)

## NFL Player of the Month

2007  
WR/KR André Davis (Special Teams, Dec.)

## AFC Player of the Week

2002  
CB Aaron Glenn (Defense, Dec. 8)  
WR Avion Black (Special Teams, Dec. 15)  
2003  
P Chad Stanley (Special Teams, Nov. 2)  
2004  
K Kris Brown (Special Teams, Sept. 26)  
2005  
WR Jerome Mathis (Special Teams, Oct. 30)  
2006  
WR Andre Johnson (Offense, Oct. 1)  
LB DeMeco Ryans (Defense, Dec. 3)  
K Kris Brown (Special Teams, Dec. 24)  
2007  
DE Mario Williams (Defense, Sept. 9)  
K Kris Brown (Special Teams, Oct. 7)  
WR André Davis (Special Teams, Dec. 9)  
DE Mario Williams (Defense, Dec. 13)  
2008  
WR Jacoby Jones (Special Teams, Oct. 12)  
WR Jacoby Jones (Special Teams, Oct. 26)  
QB Matt Schaub (Offense, Dec. 7)  
RB Steve Slaton (Offense, Dec. 1)  
2009  
QB Matt Schaub (Offense, Sept. 20)  
WR Jacoby Jones (Special Teams, Oct. 4)  
LB Brian Cushing (Defense, Oct. 18)  
LB Brian Cushing (Defense, Nov. 1)  
2010  
RB Arian Foster (Offense, Sept. 15)  
WR Andre Johnson (Offense, Sept. 22)  
QB Matt Schaub (Offense, Oct. 20)  
CB Glover Quin (Defense, Dec. 1)  
2011  
RB Arian Foster (Offense, Oct. 5 & Oct. 26)  
2012  
DE J.J. Watt (Defense, Sept. 19)  
QB Matt Schaub (Offense, Nov. 21)  
DE J.J. Watt (Defense, Dec. 19)  
2014  
DE J.J. Watt (Defense, Oct. 1)  
DE J.J. Watt (Defense, Nov. 19)  
QB Ryan Fitzpatrick (Offense, Dec. 3)  
K Randy Bullock (Special Teams, Dec. 24)  
2015  
WR DeAndre Hopkins (Offense, Week 6)  
DE J.J. Watt (Defense, Week 11)  
DE J.J. Watt (Defense, Week 17)  
2016  
OLB Whitney Mercilus (Defense, Week 1)  
WR Will Fuller V (Special Teams, Week 4)  
P Shane Lechler (Special Teams, Week 8)  
2017  
QB Deshaun Watson (Offense, Week 4)  
CB Jonathan Joseph (Defense, Week 6)  
2018  
DE/OLB Jadeveon Clowney (Defense, Week 4)  
DE J.J. Watt (Defense, Week 12)  
K Ka'imi Fairbairn (Special Teams, Week 15)

## NFL Rookie of the Week

2003  
WR Andre Johnson (Sept. 28)  
RB Domanick Davis (Oct. 19)  
RB Domanick Davis (Oct. 26)  
RB Domanick Davis (Nov. 2)  
RB Domanick Davis (Nov. 9)  
WR Andre Johnson (Nov. 16)  
RB Domanick Davis (Nov. 30)  
2011  
QB T.J. Yates (Dec. 13)

## NFL Rookie of the Month

2003: RB Domanick Davis (Oct.)  
2006: LB DeMeco Ryans (Dec.)

# TEXANS HONORS

2007: DT Amobi Okoye (Sept.)  
 2008: RB Steve Slaton (Dec.)  
 2009: ILB Brian Cushing (Nov.)  
 ILB Brian Cushing (Dec.)  
 2013: WR DeAndre Hopkins (Sept.)  
 2017: QB Deshaun Watson (Oct.)

## NFL Rookie of the Year

2003: RB Domanick Davis

## NFL Coach of the Week

2002: Dom Capers (Sept. 8)  
 2003: Dom Capers (Sept. 28)

## NFL Alumni Player of the Year

2005: KR Jerome Mathis (Kick Returner)  
 2006: WR Andre Johnson (Wide Receiver)  
 2007: DE Mario Williams (Defensive Lineman)  
 2008: WR Andre Johnson (Wide Receiver)  
 2009: WR Andre Johnson (Wide Receiver)

## NFL Players Association

### Rookie of the Week

2008: RB Steve Slaton (Oct. 5)

## College & Pro Football News Weekly All-Pro

2002: CB Aaron Glenn

## ESPN.com All-Pro

2003: P Chad Stanley  
 2008: WR Andre Johnson

## ESPN.com All-Rookie

2004: CB Dunta Robinson

## FedEx Air Player of the Week

2010: QB Matt Schaub (Week 2)  
 2012: QB Matt Schaub (Week 11)  
 2014: QB Ryan Fitzpatrick (Week 13)  
 2017: QB Deshaun Watson (Week 4)

## FedEx Ground Player of the Week

2010: RB Arian Foster (Week 1)  
 RB Arian Foster (Week 17)

## GMC Never Say Never Moment of the Week

2013: Week 1, ILB Brian Cushing game-tying INT return at San Diego

## Madden Most Valuable Protectors

2011: Week 7 (LT Duane Brown, LG Wade Smith, C Chris Myers, RG Mike Brisiel, RT Eric Winston)  
 2012: Week 4 (LT Duane Brown, LG Wade Smith, C Chris Myers, RG Antoine Caldwell, RT Derek Newton)  
 2012: Week 13 (LT Duane Brown, LG Wade Smith, C Chris Myers, RG Ben Jones, RT Ryan Harris)

## Football Digest All-Pro

2002: CB Aaron Glenn (2nd team)  
 2004: WR Andre Johnson (2nd team)

## KFFL All-Rookie Team

2003: RB Domanick Davis  
 WR Andre Johnson

## Mickey Herskowitz Award

2004: QB David Carr  
 2005: CB Dunta Robinson  
 2006: DE N.D. Kalu  
 2007: T Ephraim Salaam  
 2008: WR Andre Johnson

## Pro Football Weekly/PFWA Defensive Most Valuable Player

2012: DE J.J. Watt  
 2014: DE J.J. Watt  
 2015: DE J.J. Watt

## Pro Football Weekly/PFWA All-NFL

2005: KR Jerome Mathis  
 2008: WR Andre Johnson  
 2009: WR Andre Johnson  
 ILB Brian Cushing  
 2011: CB Johnathan Joseph  
 2012: T Duane Brown  
 DE J.J. Watt  
 DE J.J. Watt  
 2013: DE J.J. Watt  
 2014: DE J.J. Watt  
 2015: DE J.J. Watt  
 WR DeAndre Hopkins  
 2016: DE/OLB Jadeveon Clowney  
 2017: WR DeAndre Hopkins  
 2018: WR DeAndre Hopkins  
 DE J.J. Watt

## Pro Football Weekly All-AFC

2002: CB Aaron Glenn  
 DE Gary Walker  
 2005: KR Jerome Mathis  
 2008: WR Andre Johnson  
 2009: WR Andre Johnson  
 LB Brian Cushing  
 2011: T Duane Brown  
 ILB Brian Cushing  
 CB Johnathan Joseph  
 2012: T Duane Brown  
 DE J.J. Watt  
 DE J.J. Watt  
 2013: DE J.J. Watt  
 2014: DE J.J. Watt  
 2015: DE J.J. Watt  
 WR DeAndre Hopkins  
 2016: DE/OLB Jadeveon Clowney  
 2017: DE/OLB Jadeveon Clowney  
 WR DeAndre Hopkins  
 2018: WR DeAndre Hopkins  
 DE J.J. Watt

## Pro Football Weekly All-Rookie

2002: QB David Carr  
 2003: RB Domanick Davis  
 WR Andre Johnson  
 2005: KR Jerome Mathis  
 2006: TE Owen Daniels  
 LB DeMeco Ryans  
 2007: DT Amobi Okoye  
 2008: LB Xavier Adibi  
 2009: ILB Brian Cushing  
 2011: DE J.J. Watt  
 2013: WR DeAndre Hopkins  
 2017: QB Deshaun Watson

## Pro Football Weekly Most Improved

2010: RB Arian Foster

## Pro Football Weekly Rookie of the Year

2004: CB Dunta Robinson (Defense)  
 2006: LB DeMeco Ryans (Defense)  
 2009: ILB Brian Cushing (Defense)

## Sports Illustrated All-Pro Team

2005: KR Jerome Mathis  
 2008: WR Andre Johnson  
 2011: T Eric Winston

## Sports Illustrated Sportsperson of the Year

2017: DE J.J. Watt

## SI.com Coordinator of the Year

2011: Wade Phillips, Defensive Coordinator

## Sporting News All-Rookie Team

2008: LB Xavier Adibi  
 2009: ILB Brian Cushing

## Sporting News All-Pro

2002: CB Aaron Glenn  
 2005: KR Jerome Mathis  
 2008: DE Mario Williams  
 WR Andre Johnson

2009: WR Andre Johnson  
 2010: RB Arian Foster  
 WR Andre Johnson  
 2018: WR DeAndre Hopkins  
 DE J.J. Watt

## Sporting News Coordinator of the Year

2011: Wade Phillips, Defensive Coordinator

## Sporting News Defensive Player of the Year

2014: DE J.J. Watt  
 2015: DE J.J. Watt

## CNN's Peter King's Player of the Week

2008: QB Matt Schaub (Offense, Dec. 7)  
 WR Jacoby Jones (Special Teams, Oct. 26)  
 WR Andre Johnson (Offense, Dec. 14)

## ESPN ESPY'S

2011: RB Arian Foster (Strongest Performance)

## Touchdown Club Player of the Year

2004: WR Andre Johnson  
 2005: RB Domanick Davis  
 2006: WR Andre Johnson  
 2007: LB DeMeco Ryans  
 2008: WR Andre Johnson

## USA Today All-Joe Team

2002: DT Seth Payne  
 2003: T Chester Pitts  
 DE Corey Sears  
 2004: G Chester Pitts  
 P Chad Stanley  
 RB Jonathan Wells  
 2005: DE Anthony Weaver  
 2006: LB Morlon Greenwood  
 CB Von Hutchins  
 T Eric Winston  
 2008: FB Vonta Leach  
 CB Antwaun Molden  
 WR Kevin Walter  
 G Mike Brisiel  
 2009: S Bernard Pollard  
 2011: RG Mike Brisiel  
 OLB Connor Barwin  
 T Duane Brown  
 RB Ben Tate  
 DE J.J. Watt  
 2012: OLB Bryan Braman  
 FB James Casey

## Walter Payton NFL Man of the Year

2017: DE J.J. Watt

## Ed Block Courage Award

2002: CB Jason Bell  
 2003: CB Aaron Glenn  
 2004: DT Seth Payne  
 2005: WR Jabar Gaffney  
 2006: LB Kalle Wong  
 2007: DE Anthony Weaver  
 2008: WR Harry Williams  
 2009: LB Zac Diles  
 2010: TE Joel Dreessen  
 2011: LB DeMeco Ryans  
 2012: QB Matt Schaub  
 2013: ILB Brian Cushing  
 2014: G David Quessenberry  
 2015: DE/OLB Jadeveon Clowney  
 2016: T Duane Brown  
 2017: T Derek Newton  
 2018: S Andre Hal

## Deacon Jones Award

2015: DE J.J. Watt

# TEXANS DRAFT HISTORY

## 2002

Rd	Pick	Player	College	Pos.
1	1	David Carr	Fresno State	QB
2	33	Jabar Gaffney	Florida	WR
2	50	Chester Pitts	San Diego State	T
3	66	Fred Weary	Tennessee	G
3	83	Charles Hill	Maryland	DT
4	99	Jonathan Wells	Ohio State	RB
5	136	Jarrod Baxter	New Mexico	FB
5	153	Ramon Walker	Pittsburgh	FS
6	173	DeMarcus Faggins	Kansas State	CB
6	190	Howard Green	LSU	DT
7	229	Greg White	Minnesota	LB
7	261	Ahmad Miller	UNLV	DT

## Supplemental Draft

6		Milford Brown	Florida State	G
---	--	---------------	---------------	---

## 2003

Rd	Pick	Player	College	Pos.
1	3	Andre Johnson	Miami	WR
2	41	*Bennie Joppru	Michigan	TE
3	67	Antwan Peek	Cincinnati	LB
3	75	Seth Wand	NW Missouri St.	T
3	88	Dave Ragone	Louisville	QB
4	104	Domanick Davis	LSU	RB
6	192	Drew Henson	Michigan	QB
6	214	Keith Wright	Missouri	DT
7	217	Curry Burns	Louisville	SS
7	233	Chance Pearce	Texas A&M	LS

## Supplemental Draft

2		Tony Hollings	Georgia Tech	RB
---	--	---------------	--------------	----

## 2004

Rd	Pick	Player	College	Pos.
1	10	Dunta Robinson	South Carolina	CB
1	27	Jason Babin	Western Michigan	LB
4	122	Glenn Earl	Notre Dame	SS
6	170	Vontez Duff	Notre Dame	CB
6	175	Jammal Lord	Nebraska	FS
6	200	Charlie Anderson	Mississippi	LB
7	210	Raheem Orr	Rutgers	LB
7	211	Sloan Thomas	Texas	WR
7	248	B.J. Symons	Texas Tech	QB

## 2005

Rd	Pick	Player	College	Pos.
1	16	Travis Johnson	Florida State	DT
3	73	Vernand Morency	Oklahoma State	RB
4	114	Jerome Mathis	Hampton	WR
5	151	Drew Hodgdon	Arizona State	C
6	188	C.C. Brown	La.-Lafayette	SS
7	227	Kenneth Pettway	Grambling State	LB

## 2006

Rd	Pick	Player	College	Pos.
1	1	Mario Williams	North Carolina St.	DE
2	33	DeMeco Ryans	Alabama	LB
3	65	Charles Spencer	Pittsburgh	T
3	66	Eric Winston	Miami	T
4	98	Owen Daniels	Wisconsin	TE
6	170	Wali Lundy	Virginia	RB
7	251	David Anderson	Colorado State	WR

## 2007

Rd	Pick	Player	College	Pos.
1	10	Amobi Okoye	Louisville	DT
3	73	Jacoby Jones	Lane College	WR
4	123	Fred Bennett	South Carolina	CB
5	144	*Brandon Harrison	Stanford	S
5	163	Brandon Frye	Virginia Tech	T
6	183	Kasey Studdard	Texas	G
7	218	Zac Diles	Kansas State	LB

## 2008

Rd	Pick	Player	College	Pos.
1	26	Duane Brown	Virginia Tech	T
3	79	Antwaun Molden	Eastern Kentucky	CB
3	89	Steve Slaton	West Virginia	RB
4	118	Xavier Adibi	Virginia Tech	LB
5	151	Frank Okam	Texas	DT
6	173	Dominique Barber	Minnesota	S
7	223	Alex Brink	Washington State	QB

## 2009

Rd	Pick	Player	College	Pos.
1	15	Brian Cushing	USC	LB
2	46	Connor Barwin	Cincinnati	DE
3	77	Antoine Caldwell	Alabama	C
4	112	Glover Quin	New Mexico	CB
4	122	Anthony Hill	North Carolina St.	TE
5	152	James Casey	Rice	TE
6	188	Brice McCain	Utah	CB
7	223	*Troy Nolan	Arizona State	S

## 2010

Rd	Pick	Player	College	Pos.
1	20	Kareem Jackson	Alabama	CB/S
2	58	*Ben Tate	Auburn	RB
3	81	Earl Mitchell	Arizona	DT
4	102	Darryl Sharpton	Miami	LB
4	118	Garrett Graham	Wisconsin	TE
5	144	Sherrick McManis	Northwestern	CB
6	187	Shelley Smith	Colorado State	G
6	197	*Trindon Holliday	LSU	WR
7	227	Dorin Dickerson	Pittsburgh	WR

## 2011

Rd	Pick	Player	College	Pos.
1	11	J.J. Watt	Wisconsin	DE
2	42	Brooks Reed	Arizona	OLB
2	60	Brandon Harris	Miami	CB
4	127	Roc Carmichael	Virginia Tech	CB
5	144	Shiloh Keo	Idaho	S
5	152	T.J. Yates	North Carolina	QB
7	214	Derek Newton	Arkansas State	T
7	254	Cheta Ozougwu	Rice	OLB

## 2012

Rd	Pick	Player	College	Pos.
1	26	Whitney Mercilus	Illinois	OLB
3	68	DeVier Posey	Ohio State	WR
3	76	Brandon Brooks	Miami (Ohio)	G
4	99	Ben Jones	Georgia	C
4	121	Keshawn Martin	Michigan State	WR
4	126	Jared Crick	Nebraska	DE
5	161	*Randy Bullock	Texas A&M	K
6	195	Nick Mondek	Purdue	T

NOTE: Some players played positions different than what is listed



# TEXANS DRAFT HISTORY

## 2013

Rd	Pick	Player	College	Pos.
1	27	DeAndre Hopkins	Clemson	WR
2	58	D.J. Swearinger	South Carolina	S
3	89	*Brennan Williams	North Carolina	T
3	95	<b>Sam Montgomery</b>	LSU	OLB
4	124	*Trevardo Williams	Connecticut	OLB
6	176	*David Quessenberry	San Jose State	G
6	195	*Alan Bonner	Jacksonville State	WR
6	198	Chris Jones	Bowling Green	DT
6	198	<b>Ryan Griffin</b>	Connecticut	TE

## 2014

Rd	Pick	Player	College	Pos.
1	1	*Jadeveon Clowney	South Carolina	DE/OLB
2	33	Xavier Su'a-Filo	UCLA	G
3	65	C.J. Fiedorowicz	Iowa	TE
3	83	*Louis Nix III	Notre Dame	NT
4	135	Tom Savage	Pittsburgh	QB
6	177	Jeffrey Pagan	Alabama	DE
6	181	Alfred Blue	LSU	RB
6	211	Jay Prosch	Auburn	FB
7	216	Andre Hal	Vanderbilt	S
7	256	*Lonnie Ballentine	Memphis	S

## 2015

Rd	Pick	Player	College	Pos.
1	16	Kevin Johnson	Wake Forest	CB
2	43	Benardrick McKinney	Mississippi State	ILB
3	70	Jaelen Strong	Arizona State	WR
5	175	Keith Mumphery	Michigan State	WR
6	211	*Reshard Cliett	South Florida	LB
6	216	Christian Covington	Rice	DE
7	235	Kenny Hilliard	LSU	RB

## 2016

Rd	Pick	Player	College	Pos.
1	21	Will Fuller V	Notre Dame	WR
2	50	*Nick Martin	Notre Dame	C
3	85	*Braxton Miller	Ohio State	WR
4	119	Tyler Ervin	San Jose State	RB
5	159	K.J. Dillon	West Virginia	S
5	166	D.J. Reader	Clemson	NT

## 2017

Rd	Pick	Player	College	Pos.
1	12	*Deshaun Watson	Clemson	QB
2	57	Zach Cunningham	Vanderbilt	ILB
3	89	*D'Onta Foreman	Texas	RB
4	130	Julián Davenport	Bucknell	T
4	142	Carlos Watkins	Clemson	DE
5	169	Treston Decoud	Oregon State	S
7	243	Kyle Fuller	Baylor	C

## 2018

Rd	Pick	Player	College	Pos.
3	68	Justin Reid	Stanford	S
3	80	Martinas Rankin	Mississippi State	G
3	98	Jordan Akins	Central Florida	TE
4	103	Keke Coutee	Texas Tech	WR
6	177	Duke Ejirofor	Wake Forest	OLB
6	211	Jordan Thomas	Mississippi State	TE
6	214	Peter Kalambayi	Stanford	ILB
7	222	*Jermaine Kelly Jr.	San Jose State	CB

## 2019


Rd	Pick	Player	College	Pos.
1	23	Tytus Howard	Alabama State	T
2	54	Lonnie Johnson Jr.	Kentucky	CB
2	55	Max Scharping	Northern Illinois	T
3	86	Kahale Warring	San Diego State	TE
5	161	Charles Omenihu	Texas	DE
6	195	Xavier Crawford	Central Michigan	CB
7	220	Cullen Gillaspia	Texas A&M	FB

## FIRST-ROUND FACTORS

Since 2011, Houston's first-round picks have combined to make 12 Pro Bowls and 10 AP All-Pro teams. The Texans' first-round draft picks in that time span have made immediate impacts, with all but two (Jadeveon Clowney & Deshaun Watson) playing in 14-or-more games as a rookie.



J.J. Watt  
2011



Whitney Mercilus  
2012




DeAndre Hopkins  
2013



Jadeveon Clowney  
2014



Will Fuller V  
2016



Deshaun Watson  
2017



Tytus Howard  
2019

**Bold** indicates made active roster that season  
\* Indicates placed on Injured Reserve

# 2002 FINAL STATISTICS (4-12)

Date	W/L	Score	Opponent	Attendance
9/8	W	19-10	Dallas	69,604*
9/15	L	3-24	at San Diego	56,098
9/22	L	3-23	Indianapolis	69,204*
9/29	L	17-35	at Philadelphia	64,867*
10/13	L	24-31	Buffalo	70,120*
10/20	L	17-34	at Cleveland	73,248*
10/27	W	21-19	at Jacksonville	53,721
11/3	L	3-38	Cincinnati	69,827*
11/10	L	10-17	at Tennessee	68,804*
11/17	L	21-24	Jacksonville	69,711*
11/24	W	16-14	N.Y. Giants	70,054*
12/1	L	3-19	at Indianapolis	56,820*
12/08	W	24-6	at Pittsburgh	58,551*
12/15	L	19-23	Baltimore	70,108*
12/22	L	10-26	at Washington	70,291
12/29	L	3-13	Tennessee	70,694*

\*Sellouts

TEAM STATISTICS	TEXANS	Opponents
TOTAL FIRST DOWNS	208	291
Rushing	59	116
Passing	119	155
Penalty	30	20
3rd Down: Made/Att.	59/229	83/234
3rd Down Pct.	25.8	35.5
4th Down: Made/Att.	5/14	6/12
4th Down Pct.	35.7	50.0
TIME OF POSSESSION	28:06	31:54
TOTAL NET YARDS	3,572	5,230
Avg. Per Game	223.3	326.9
Total Plays	947	1,056
Avg. Per Play	3.8	5.0
NET YARDS RUSHING	1,347	2,089
Avg. Per Game	84.2	130.6
Total Rushes	424	509
Avg. Per Play	3.2	4.1
NET YARDS PASSING	2,225	3,141
Avg. Per Game	139.1	196.3
Sacked/Yards Lost	76/411	35/237
Gross Yards	2,636	3,378
Att./Completions	447/235	512/281
Completion Pct.	52.6	54.9
Had Intercepted	15	10
PUNTS/AVERAGE	116/40.7	98/39.7
NET PUNTING AVG.	116/36.8	98/33.1
PENALTIES/YARDS	136/1,011	102/955
FUMBLES/BALL LOST	34/14	23/11
TOUCHDOWNS	22	40
Rushing	6	14
Passing	11	23
Returns	5	3

SCORE BY PERIODS	1	2	3	4	OT	Total
TEXANS	37	56	51	69	0	213
Opponents	74	114	66	102	0	356

SCORING	TD	Ru	Pa	Rt	PAT	FG	SAF	TP
K. Brown	0	0	0	0	20/20	17/24	0	71
C. Bradford	6	0	6	0	0/0	0/0	0	36
D. Carr	3	3	0	0	0/0	0/0	0	18
B. Miller	3	0	3	0	0/0	0/0	0	18
J. Wells	3	3	0	0	0/0	0/0	0	18
A. Glenn	2	0	0	2a	0/0	0/0	0	12
J. Gaffney	1	0	1	0	0/0	0/0	0	8
J. Baxter	1	0	1	0	0/0	0/0	0	6
A. Black	1	0	0	1c	0/0	0/0	0	6
K. Williams	1	0	0	1d	0/0	0/0	0	6
K. Wright	1	0	0	1b	0/0	0/0	0	6
J. Allen	0	0	0	0	0/0	0/0	0	2
J. McClain	0	0	0	0	0/0	0/0	1	2
S. Payne	0	0	0	0	0/0	0/0	1	2
TEXANS	22	6	11	5	20/20	17/24	3	213
Opponents	40	14	23	3	38/38	24/34	2	356

a - Interception returns of 70 and 65 yards (12/8 at PIT); b - Fumble recovery of 40 yards (12/8 at PIT); c - Punt return of 76 yards (12/15 vs. BAL); d - Recovery of blocked punt (12/22 at WASH).

RUSHING	No.	Yds	Avg	Long	TD
J. Wells	197	529	2.7	37	3
J. Allen	155	519	3.3	32	0
D. Carr	59	282	4.8	20	3
J. Baxter	7	14	2.0	6	0
J. Lewis	3	8	2.7	5	0
C. Stanley	1	6	6.0	6	0
C. Bradford	2	-11	-5.5	0	0
TEXANS	424	1,347	3.2	37	6
Opponents	509	2,089	4.1	70	14

RECEIVING	No.	Yds	Avg	Long	TD
B. Miller	51	613	12.0	42	3
J. Allen	47	302	6.4	21	0
C. Bradford	45	697	15.5	81	6
J. Gaffney	41	483	11.8	27	1
J. Dawson	21	286	13.6	28	0
J. Wells	9	48	5.3	9	0
J. Holloway	7	73	10.4	24	0
A. Black	6	52	8.7	14	0
J. Baxter	5	33	6.6	14	1
J. Lewis	2	41	20.5	33	0
A. Harris	1	8	8.0	8	0
TEXANS	235	2,636	11.2	81	11
Opponents	281	3,378	12.0	57t	23

INTERCEPTIONS	No.	Yds	Avg	Long	TD
A. Glenn	5	181	36.2	70t	2
E. Brown	2	7	3.5	7	0
M. Coleman	1	0	0.0	0	0
J. Posey	1	0	0.0	0	0
M. Stevens	1	0	0.0	0	0
TEXANS	10	188	18.8	70t	2
Opponents	15	277	18.5	102t	1

PUNTING	No.	Yds	Avg	Net	TB	In	Lg	B
C. Stanley	114	4,720	41.4	36.8	6	36	62	2
TEXANS	116	4,720	40.7	36.8	6	36	62	2
Opponents	98	3,892	39.7	33.1	7	27	63	1

PUNT RETURNS	Ret	FC	Yds	Avg	Long	TD
J. Lewis	36	17	280	7.8	48	0
A. Black	14	3	188	13.4	76t	1
J. Gaffney	3	0	-3	-1.0	1	0
A. Glenn	0	0	47	---	47	0
TEXANS	53	20	512	9.7	76t	1
Opponents	58	34	328	5.7	46	0

KICKOFF RETURNS	No	Yds	Avg	Long	TD
J. Lewis	46	961	20.9	45	0
A. Black	24	529	22.0	49	0
C. Hill	2	0	0.0	0	0
M. Norris	2	11	5.5	10	0
J. Baxter	1	19	19.0	19	0
F. Murphy	1	0	0.0	0	0
C. Sears	1	9	9.0	9	0
TEXANS	77	1,529	19.9	49	0
Opponents	52	1,156	22.2	95t	1

FIELD GOALS	1-19	20-29	30-39	40-49	50+
K. Brown	0/1	3/3	1/1	11/14	2/5
TEXANS	0/1	3/3	1/1	11/14	2/5
Opponents	0/0	10/10	9/11	5/12	0/1

PASSING	Att	Comp	Yds	Cmp%	Yds/Att	TD	TD%	Int	Int%	Long	Sack/Lost	Rating
D. Carr	444	233	2,592	52.5	5.8	9	2.0	15	3.4	81	76/411	62.8
J. Gaffney	1	1	39	100.0	39.0	1	100.0	0	0.0	39t	0/0	158.3
J. Allen	2	1	5	50.0	2.5	1	50.0	0	0.0	5t	0/0	95.8
TEXANS	447	235	2,636	52.6	5.9	11	2.5	15	3.4	81	76/411	64.7
Opponents	512	281	3,378	54.9	6.6	23	4.5	10	2.0	57t	35/237	82.1

# 2002 FINAL STATISTICS (4-12)

## DEFENSIVE STATISTICS

Based on Coaches Film Review

TACKLES	Solo	Asst	Total	Sk Yds	QB Press	INT- Yards	Pass Def.	Forced Fumbles	Fumble Recoveries
J.Foreman	110	83	193	0.0-0	3	0-0	4	1	0
J.Sharper	91	87	178	5.5-27	8	0-0	5	2	3
S.Payne	57	90	147	1.0-4	11	0-0	0	0	0
M.Stevens	47	70	117	0.0-0	0	1-0	0	0	0
G.Walker	46	69	115	6.5-33	42	0-0	0	1	1
J.Deloach	30	73	103	1.0-10	11	0-0	0	0	0
E.Brown	52	43	95	0.5-3	1	2-7	7	1	0
M.Coleman	56	34	90	0.0-0	0	1-0	30	0	2
K.Wong	44	45	89	5.5-22	27	0-0	2	1	0
A.Glenn	45	27	72	1.0-10	1	5-181	16	0	0
J.Posey	43	28	71	8.0-77	22	1-0	1	2	0
K.Mitchell	25	23	48	1.0-7	4	0-0	0	1	0
C.Sears	12	35	47	1.0-9	7	0-0	0	0	0
K.Wright	24	10	34	1.0-13	3	0-0	9	0	1
K.Williams	13	9	22	0.0-0	0	0-0	0	0	0
J.Simmons	9	5	14	1.0-10	4	0-0	2	0	1
R.Walker	2	3	5	0.0-0	0	0-0	0	0	0
C.Carter	1	3	4	1.0-9	0	0-0	0	0	0
C.Hill	0	3	3	0.0-0	0	0-0	0	0	0
P.Dennis	0	1	1	0.0-0	0	0-0	0	0	0
E.Flowers	1	0	1	0.0-0	0	0-0	1	0	0
J.Bell	0	0	0	0.0-0	0	0-0	2	0	0
J.McClain	0	0	0	0.0-0	0	0-0	0	0	0
TEXANS	0	0	0	1.0-3	0	0-0	0	0	0
Opponents	708	741	1,449	35.0-237	144	10-188	79	9	8

## SPECIAL TEAMS STATISTICS

SPECIAL TEAMS	Solo	Asst	Total	Blocked Punts	Forced Fumbles	Fumble Recoveries
J.Bell	14	2	16	0	0	1
Y.Evans	10	4	14	0	0	1
J.Simmons	2	2	14	0	1	0
C.Carter	9	3	12	0	0	0
J.Foreman	9	1	10	0	0	0
F.Murphy	8	1	9	0	0	0
R.Walker	7	2	9	0	1	0
J.McClain	4	4	8	1	0	0
K.Wright	5	3	8	0	0	0
K.Williams	7	0	7	0	0	0
E.Flowers	5	1	6	0	0	0
M.Norris	2	4	6	0	0	0
J.Posey	6	0	6	0	0	0
E.Brown	2	3	5	0	0	0
P.Dennis	3	2	5	0	0	0
J.Lamar	4	1	5	0	0	0
S.McDermott	3	2	5	0	0	0
M.Coleman	2	0	2	0	0	0
J.Dawson	2	0	2	0	0	0
J.Allen	1	0	1	0	0	0
A.Black	1	0	1	0	0	0
C.Bradford	1	0	1	0	0	0
B.Miller	1	0	1	0	0	1
C.Stanley	1	0	1	0	0	0
M.Stevens	1	0	1	0	0	0
TEXANS	110	35	155	1	2	3



# 2003 FINAL STATISTICS (5-11)

Date	W/L	Score	Opponent	Attendance
9/7	W	21-20	at Miami	73,010*
9/14	L	10-31	at New Orleans	68,390*
9/21	L	14-42	Kansas City	70,487*
9/28	W	24-20	Jacksonville	70,041*
10/12	L	17-38	at Tennessee	68,809*
10/19	L	14-19	N.Y. Jets	70,623*
10/26	L	21-30	at Indianapolis	56,132*
11/2	W	14-10	Carolina	70,052*
11/9	L	27-34	at Cincinnati	50,437
11/16	W	12-10	at Buffalo	72,677*
11/23	L	20-23 OT	New England	70,719*
11/30	W	17-13	Atlanta	70,388*
12/7	L	0-27	at Jacksonville	43,363
12/14	L	3-16	at Tampa Bay	65,124*
12/21	L	24-27	Tennessee	70,758*
12/28	L	17-20	Indianapolis	70,680*

\*Sellouts

TEAM STATISTICS	Texans	Opponents
TOTAL FIRST DOWNS	237	336
Rushing	86	130
Passing	127	179
Penalty	24	27
3rd Down: Made/Att.	63/204	89/222
3rd Down Pct.	30.9	40.1
4th Down: Made/Att.	9/14	10/14
4th Down Pct.	64.3	71.4
TIME OF POSSESSION	27:39	32:21
TOTAL NET YARDS	4,306	6,082
Avg. Per Game	269.1	380.1
Total Plays	896	1,054
Avg. Per Play	4.8	5.8
NET YARDS RUSHING	1,651	2,370
Avg. Per Game	103.2	148.1
Total Rushes	421	533
Avg. Per Play	3.9	4.4
NET YARDS PASSING	2,655	3,712
Avg. Per Game	165.9	232.0
Sacked/Yards Lost	36/186	19/123
Gross Yards	2,841	3,835
Att./Completions	439/248	502/297
Completion Pct.	56.5	59.2
Had Intercepted	18	14
PUNTS/AVERAGE	97/41.5	75/41.7
NET PUNTING AVG.	36.7	35.8
PENALTIES/YARDS	121/961	96/767
FUMBLES/BALL LOST	18/9	18/8
TOUCHDOWNS	29	42
Rushing	14	15
Passing	14	22
Returns	1	5

SCORE BY PERIODS	1	2	3	4	OT	Total
TEXANS	23	87	84	61	0	255
Opponents	64	115	73	125	3	380

SCORING	TD	Ru	Pa	Rt	PAT	FG	SAF	TP
K.Brown	0	0	0	0	27/27	18/22	0	81
D.Davis	8	8	0	0	0/0	0/0	0	48
C.Bradford	4	0	4	0	0/0	0/0	0	24
A.Johnson	4	0	4	0	0/0	0/0	0	24
S.Mack	4	4	0	0	0/0	0/0	0	24
B.Miller	3	0	3	0	0/0	0/0	0	18
D.Carr	2	2	0	0	0/0	0/0	0	12
J.Gaffney	2	0	2	0	0/0	0/0	0	12
D.Armstrong	1	0	1	0	0/0	0/0	0	6
M.McCree	1	0	0*	1	0/0	0/0	0	6
TEXANS	29	14	14	1	27/27	18/22	0	255
Opponents	42	15	22	5	40/40	28/35	2	380

\* M.McCree 95-yd int return, vs. TEN (12/21).

RUSHING	No.	Yds	Avg	Long	TD
D.Davis	238	1,031	4.3	51	8
S.Mack	93	253	2.7	13	4
D.Carr	27	151	5.6	36	2
T.Hollings	38	102	2.7	17	0
D.Ragone	6	51	8.5	14	0
T.Banks	6	27	4.5	13	0
J.Wells	5	14	2.8	10	0
J.Gaffney	1	13	13.0	13	0
C.Stanley	1	12	12.0	12	0
J.Simmons	1	7	7.0	7	0
A.Johnson	5	-10	-2.0	11	0

TEXANS	421	1,651	3.9	51	14
Opponents	533	2,370	4.4	64	15

RECEIVING	No.	Yds	Avg	Long	TD
A.Johnson	66	976	14.8	46t	4
D.Davis	47	351	7.5	17	0
B.Miller	40	355	8.9	25	3
J.Gaffney	34	402	11.8	33	2
C.Bradford	24	460	19.2	78t	4
S.Mack	9	55	6.1	10	0
J.Holloway	8	84	10.5	33	0
D.Armstrong	7	75	10.7	18	1
M.Norris	7	40	5.7	11	0
T.Hollings	2	25	12.5	19	0
J.Wells	2	17	8.5	12	0
M.Coleman	1	6	6.0	6	0
D.Ragone	1	-5	-5.0	-5	0

TEXANS	248	2,841	11.5	78t	14
Opponents	297	3,835	12.9	84t	22

INTERCEPTIONS	No.	Yds	Avg	Long	TD
M.Coleman	7	95	13.6	41	0
K.Wright	3	-2	-.7	0	0
M.McCree	1	95	95.0	95t	1
M.Stevens	1	12	12.0	12	0
E.Brown	1	5	5.0	5	0
A.Glenn	1	0	0.0	0	0

TEXANS	14	205	14.6	95t	1
Opponents	18	207	11.5	51t	3

PUNTING	No.	Yds	Avg	Net	TB	In	Lg	B
C.Stanley	97	4,028	41.5	36.7	3	36	58	0
TEXANS	97	4,028	41.5	36.7	3	36	58	0
Opponents	75	3,130	41.7	35.8	9	20	59	1

PUNT RETURNS	Ret	FC	Yds	Avg	Long	TD
J.Moses	36	7	244	6.8	40	0
J.Gaffney	4	1	22	5.5	15	0
TEXANS	40	8	266	6.7	40	0
Opponents	43	37	407	9.5	73t	1

KICKOFF RETURNS	No	Yds	Avg	Long	TD
J.Moses	58	1,355	23.4	70	0
T.Hollings	8	142	17.8	30	0
M.Norris	5	71	14.2	19	0
D.Davis	3	61	20.3	28	0
D.Vaughn	3	47	15.7	22	0
J.Wells	2	24	12.0	14	0
T.Martin	1	0	0.0	0	0
TEXANS	80	1,700	21.3	70	0
Opponents	53	1,149	21.7	49	0

FIELD GOALS	1-19	20-29	30-39	40-49	50+
K.Brown	1/1	3/3	8/8	5/6	1/4
TEXANS	1/1	3/3	8/8	5/6	1/4
Opponents	0/0	13/14	10/12	5/9	0/0

PASSING	Att	Comp	Yds	Cmp%	Yds/Att	TD	TD%	Int	Int%	Long	Sack/Lost	Rating
D.Carr	295	167	2,013	56.6	6.8	9	3.1	13	4.4	78t	15/90	69.5
T.Banks	102	61	693	59.8	6.8	5	4.9	3	2.9	46t	13/57	84.3
D.Ragone	40	20	135	50.0	3.4	0	0.0	1	2.5	24	8/39	47.4
S.Mack	1	0	0	0.0	0.0	0	0.0	1	100.0	0	0/0	0.0
J.Gaffney	1	0	0	0.0	0.0	0	0.0	0	0.0	0	0/0	39.6
TEXANS	439	248	2,841	56.5	6.5	14	3.2	18	4.1	78t	36/186	69.7
Opponents	502	297	3,835	59.2	7.6	22	4.4	14	2.8	84t	19/123	86.2

# 2003 FINAL STATISTICS (5-11)

## DEFENSIVE STATISTICS

Based on Coaches Film Review

TACKLES	Solo	Asst	Total	Sk Yds	QB Press	INT- Yards	Pass Def.	Forced Fumbles	Fumble Recoveries
J.Sharper	117	78	195	4.0-19	3	0-0	2	3	0
J.Foreman	107	73	180	2.0-3	3	0-0	2	1	2
E.Brown	74	46	120	0.5-6	0	1-5	2	3	0
J.Deloach	43	66	109	0.0-0	9	0-0	2	0	0
S.Martin	46	46	92	1.0-6	13	0-0	3	0	0
K.Wong	51	35	86	3.0-14	26	0-0	4	1	0
M.Coleman	55	22	77	0.0-0	1	7-95	23	1	0
C.Sears	30	45	75	1.0-10	7	0-0	0	0	1
M.McCree	31	28	59	0.0-0	0	1-95	3	0	0
K.Wright	38	15	53	1.0-9	1	3--2	14	0	0
J.Ioane	21	31	52	0.5-2	9	0-0	0	0	0
M.Stevens	25	14	39	0.0-0	0	1-12	3	0	1
S.Foley	21	9	30	1.0-9	4	0-0	1	0	0
A.Glenn	23	6	29	0.0-0	0	1-0	16	0	0
C.Clemons	17	11	28	1.0-8	11	0-0	3	0	2
A.PEEK	20	8	28	1.0-12	5	0-0	3	0	0
J.Simmons	16	7	23	0.0-0	1	0-0	4	0	0
G.Walker	13	9	22	0.0-0	10	0-0	1	0	0
T.Martin	6	11	17	0.0-0	2	0-0	0	0	0
S.Payne	6	5	11	1.0-7	1	0-0	0	0	0
D.Faggins	6	5	11	0.0-0	0	0-0	12	0	0
S.Orr	6	3	9	2.0-18	3	0-0	0	0	1
D.Vaughn	7	0	7	0.0-0	0	0-0	2	0	0
J.Slechta	2	4	6	0.0-0	0	0-0	0	0	0
J.Bell	1	0	1	0.0-0	0	0-0	1	0	0
T.Evans	1	0	1	0.0-0	0	0-0	0	0	0
R.Walker	1	0	1	0.0-0	0	0-0	0	0	0
TEXANS	784	577	1,361	19.0-117	109	14-205	101	9	7

## SPECIAL TEAMS STATISTICS

SPECIAL TEAMS	Solo	Asst	Total	PAT	Blocks Punt	FG	Forced Fumbles	Fumble Recoveries
R.Walker	13	4	17	0	1	1	0	0
J.Bell	10	5	15	0	0	0	0	0
T.Evans	11	4	15	0	0	0	1	0
J.Simmons	10	4	14	0	0	0	0	0
D.Vaughn	11	2	13	0	0	0	0	0
J.Wells	7	6	13	0	0	0	0	0
M.Norris	4	4	8	0	0	0	0	0
K.Wright	5	2	7	0	0	0	0	0
J.McClain	3	3	6	0	0	0	0	0
E.Brown	5	1	6	0	0	1	0	0
S.Foley	5	0	5	0	0	0	0	0
K.Brown	4	0	4	0	0	0	0	0
D.Faggins	4	0	4	0	0	0	0	0
M.McCree	2	1	3	0	0	0	1	0
M.Stevens	3	0	3	0	0	0	0	0
T.Carroll	0	3	3	0	0	0	0	0
B.Pittman	2	1	3	0	0	0	0	0
A.PEEK	1	1	2	0	0	0	0	0
S.Orr	1	1	2	0	0	0	0	1
D.Davis	1	0	1	0	0	0	0	0
C.Bradford	1	0	1	0	0	0	0	0
C.Clemons	1	0	1	0	0	0	0	0
M.Coleman	1	0	1	0	0	0	0	0
K.Wright	1	0	1	0	0	0	0	0
A.Johnson	1	0	1	0	0	0	0	0
M.Murphy	0	1	1	0	0	0	0	0
C.Burns	0	1	1	0	0	0	0	0
TEXANS	107	44	151	0	1	2	2	1

# 2004 FINAL STATISTICS (7-9)

Date	W/L	Score	Opponent	Attendance
9/12	L	20-27	San Diego	70,255*
9/19	L	16-28	at Detroit	61,465
9/26	W	24-21	at Kansas City	77,433*
10/3	W	30-17	Oakland	70,741*
10/10	L	28-34 OT	Minnesota	70,718*
10/17	W	20-10	at Tennessee	68,932*
10/31	W	20-6	Jacksonville	70,502*
11/7	L	13-31	at Denver	74,292*
11/14	L	14-49	at Indianapolis	56,511*
11/21	L	13-16	Green Bay	70,769*
11/28	W	31-21	Tennessee	70,721*
12/5	L	7-29	at N.Y. Jets	77,875
12/12	L	14-23	Indianapolis	70,762*
12/19	W	24-5	at Chicago	62,122*
12/26	W	21-0	at Jacksonville	66,227
1/2/05	L	22-14	Cleveland	70,724*

\*Sellouts

TEAM STATISTICS	TEXANS	Opponents
TOTAL FIRST DOWNS	300	304
Rushing	103	89
Passing	174	194
Penalty	23	21
3rd Down: Made/Att	81/211	89/205
3rd Down Pct.	38.4	43.4
4th Down: Made/Att	13/21	1/6
4th Down Pct.	61.9	16.7
POSSESSION AVG.	29:59	30:01
TOTAL NET YARDS	5,128	5,458
Avg. Per Game	320.5	341.1
Total Plays	1,001	971
Avg. Per Play	5.1	5.6
NET YARDS RUSHING	1,882	1,843
Avg. Per Game	117.6	115.2
Total Rushes	481	417
NET YARDS PASSING	3,246	3,615
Avg. Per Game	202.9	225.9
Sacked/Yards Lost	49/301	24/161
Gross Yards	3,547	3,776
Att./Completions	471/286	530/344
Completion Pct.	60.7	64.9
Had Intercepted	14	22
PUNTS/AVERAGE	73/41.2	69/41.7
NET PUNTING AVG.	73/35.7	69/36.4
PENALTIES/YARDS	106/928	123/979
FUMBLES/BALL LOST	22/11	22/8
TOUCHDOWNS	37	39
Rushing	16	4
Passing	16	32
Returns	5	3

SCORE BY PERIODS	1	2	3	4	OT	Total
TEXANS	33	101	60	115	0	309
Opponents	65	105	85	82	6	339

SCORING	TD	Ru	Pa	Rt	PAT	FG	SAF	TP
K.Brown	0	0	0	0	34/34	17/24	0	85
D.Davis	14	13	1	0	0/0	0/0	0	84
A.Johnson	6	0	6	0	0/0	0/0	0	36
J.Wells	5	3	2	0	0/0	0/0	0	32
C.Bradford	3	0	3	0	0/0	0/0	0	18
J.Gaffney	2	0	2	0	0/0	0/0	0	12
C.Anderson-d	1	0	0	1	0/0	0/0	0	6
D.Armstrong	1	0	1	0	0/0	0/0	0	6
M.Coleman-a	1	0	0	1	0/0	0/0	0	6
D.Faggins-c	1	0	0	1	0/0	0/0	0	6
B.Miller	1	0	1	0	0/0	0/0	0	6
A.Peek-e	1	0	0	1	0/0	0/0	0	6
J.Sharper-b	1	0	0	1	0/0	0/0	0	6
TEXANS	37	16	16	5	32/32	17/24	0	309
Opponents	39	4	32	3	37/37	22/29	1	339

a-M.Coleman 102-yd interception return, at KC (9/26); b-J.Sharper 16-yd fumble return, vs. OAK (10/3); c-D.Faggins 43-yd interception return, vs. JAX (10/31); d-C.Anderson 60-yd fumble return, at CHI (12/19); e-A. Peek 66-yd fumble return, at JAX (12/26/04).

RUSHING	No.	Yds	Avg	Long	TD
D.Davis	302	1,188	3.9	44	13
D.Carr	73	299	4.1	24	0
J.Wells	82	299	3.6	14	3
T.Hollings	11	47	4.3	13	0
J.Gaffney	4	30	7.5	10	0
A.Johnson	4	12	3.0	14	0
C.Stanley	1	5	5.0	5	0
J.Baxter	2	1	0.5	1	0
J.Simmons	1	1	1.0	1	0
M.Norris	1	0	0.0	0	0

TEXANS	481	1,882	3.9	44	16
Opponents	417	1,843	4.4	55t	4

RECEIVING	No.	Yds	Avg	Long	TD
A.Johnson	79	1,142	14.5	54t	6
D.Davis	68	588	8.6	38	1
J.Gaffney	41	632	15.4	69	2
D.Armstrong	29	415	14.3	44	1
C.Bradford	27	399	14.8	47	3
B.Miller	17	178	10.5	27	1
J.Wells	11	79	7.2	28	2
T.Hollings	5	46	9.2	27	0
M.Bruener	4	52	13.0	27	0
M.Norris	4	13	3.3	7	0
J.Baxter	1	3	3.0	3	0

TEXANS	286	3,547	12.4	69	16
Opponents	344	3,776	11.0	80t	32

INTERCEPTIONS	No.	Yds	Avg	Long	TD
D.Robinson	6	146	24.3	61	0
A.Glenn	5	40	8.0	23	0
D.Faggins	3	47	15.7	43t	1
K.Wong	3	0	0.0	0	0
M.Coleman	2	116	58.0	102t	1
M.McCree	1	24	24.0	24	0
A.Peek	1	20	20.0	20	0
J.Simmons	1	0	0.0	0	0

TEXANS	22	393	17.9	102t	2
Opponents	14	157	11.2	77t	1

PUNTING	No.	Yds	Avg	Net	TB	In	Lg	B
C.Stanley	73	3,009	41.2	35.7	7	19	57	0
TEXANS	73	3,009	41.2	35.7	7	19	57	0
Opponents	69	2,880	41.7	36.4	2	24	64	1

PUNT RETURNS	Ret	FC	Yds	Avg	Long	TD
J.Moses	36	13	309	8.6	27	0
A.Glenn	4	0	22	5.5	18	0
D.Robinson	0	0	-2	---	-2	0
TEXANS	40	13	329	8.2	27	0
Opponents	30	24	265	8.8	46	0

KICKOFF RETURNS	No	Yds	Avg	Long	TD
J.Moses	59	1,303	22.1	49	0
J.Gaffney	2	31	15.5	27	0
M.Norris	2	25	12.5	15	0
T.Washington	2	27	13.5	16	0
J.Wells	2	27	13.5	18	0
T.Hollings	1	23	23.0	23	0
K.Starling	1	14	14.0	14	0
TEXANS	69	1,450	21.0	49	0
Opponents	60	1,386	23.1	99t	1

FIELD GOALS	1-19	20-29	30-39	40-49	50+
K.Brown	0/0	7/7	3/5	6/9	1/3
TEXANS	0/0	7/7	3/5	6/9	1/3
Opponents	0/0	7/7	3/7	10/13	2/2

PASSING	Att	Comp	Yds	Cmp%	Yds/Att	TD	TD%	Int	Int%	Long	Sack/Lost	Rating
D.Carr	466	285	3,531	61.2	7.6	16	3.4	14	3.0	69	49/301	83.5
T.Banks	2	1	16	50.0	8.0	0	0.0	0	0.0	16	0/0	77.1
J.Gaffney	3	0	0	0.0	0.0	0	0.0	0	0.0	0	0/0	39.6
TEXANS	471	286	3,547	60.7	7.5	16	3.4	14	3.0	69	49/301	83.0
Opponents	530	344	3,776	64.9	7.1	32	6.0	22	4.2	80t	24/161	88.7



# 2004 FINAL STATISTICS (7-9)

## DEFENSIVE STATISTICS

Based on Coaches Film Review

TACKLES	Solo	Asst	Total	Sk Yds	QB Press	INT- Yards	Pass Def.	Forced Fumbles	Fumble Recoveries
J.Sharper	113	64	177	2.0-19	19	0-0	5	3	1
J.Foreman	67	35	102	0.0-0	2	0-0	0	0	1
R.Smith	38	62	100	3.0-21	22	0-0	6	0	0
K.Wong	65	30	95	5.5-29	39	3-0	2	1	1
D.Robinson	65	20	85	3.0-26	4	6-146	19	3	0
M.Coleman	49	31	80	0-0	0	2-116	8	0	0
S.Payne	34	44	78	2.0-16	12	0-0	0	0	0
G.Walker	25	52	77	0.5-4	36	0-0	1	1	0
J.Babin	51	25	76	4.0-19	45	0-0	1	0	2
G.Earl	32	34	66	0.0-0	0	0-0	1	0	0
A.Glenn	49	10	59	0.0-0	0	5-40	11	0	0
J.DeLoach	19	30	49	0.0-0	2	0-0	1	0	0
J.Simmons	35	11	46	0.0-0	2	1-0	0	1	0
D.Polk	26	19	45	1.0-1	0	0-0	0	0	1
D.Faggins	31	6	37	0.0-0	0	3-47	9	0	0
M.McCree	25	4	29	0.0-0	0	1-24	2	0	0
C.Sears	5	11	16	0.0-0	5	0-0	2	0	0
A.PEEK	10	2	12	2.0-16	7	1-20	0	1	1
K.Wright	7	1	8	1.0-10	0	0-0	0	0	0
E.Brown	3	2	5	0.0-0	0	0-0	0	0	0
J.Ioane	0	3	3	0.0-0	1	0-0	0	0	0
C.Anderson	1	0	1	0.0-0	1	0-0	0	0	1
TEXANS	750	496	1,246	24.0-161	197	22-393	68	10	8

## SPECIAL TEAMS STATISTICS

SPECIAL TEAMS	Solo	Asst	Total	PAT	Blocks Punt	FG	Forced Fumbles	Fumble Recoveries
A.PEEK	10	8	18	0	1	0	0	0
T.Evans	8	8	16	0	0	0	0	0
C.Anderson	9	4	13	0	0	0	0	0
J.Wells	7	5	12	0	0	0	0	0
E.Brown	8	1	9	0	0	0	0	0
M.McCree	7	2	9	0	0	0	0	0
D.Polk	8	1	9	0	0	0	0	0
D.Faggins	6	1	7	0	0	0	0	0
M.Norris	4	3	7	0	0	0	0	0
J.Bell	5	1	6	0	0	0	0	0
K.Wright	4	1	5	0	0	0	0	0
K.Starling	4	0	4	0	0	0	0	0
J.Baxter	3	0	3	0	0	0	0	0
J.Simmons	3	0	3	0	0	0	0	0
C.Bradford	2	0	2	0	0	0	0	0
K.Brown	2	0	2	0	0	0	0	0
T.Hollings	1	1	2	0	0	0	0	0
Q.Monk	2	0	2	0	0	0	0	0
B.Pittman	1	1	2	0	0	0	0	0
J.Babin	0	1	1	0	0	0	0	0
G.Earl	1	0	1	0	0	0	0	0
A.Johnson	1	0	1	0	0	0	0	0
S.Orr	1	0	1	0	0	0	0	0
C.Pitts	1	0	1	0	0	0	0	0
TEXANS	98	38	136	0	1	0	0	0

# 2005 FINAL STATISTICS (2-14)

Date	W/L	Score	Opponent	Attendance
9/11	L	7-22	at Buffalo	71,781*
9/18	L	7-27	Pittsburgh	70,742*
10/2	L	10-16	at Cincinnati	65,714*
10/9	L	20-34	Tennessee	70,430*
10/16	L	10-42	at Seattle	66,196*
10/23	L	20-38	Indianapolis	70,621*
10/30	W	19-16	Cleveland	70,064*
11/6	L	14-21	at Jacksonville	64,613
11/13	L	17-31	at Indianapolis	57,209*
11/20	L	17-45	Kansas City	70,481*
11/27	L	27-33 OT	St. Louis	70,010*
12/4	L	15-16	at Baltimore	69,909*
12/11	L	10-13	at Tennessee	69,149*
12/18	W	30-19	Arizona	70,024*
12/24	L	20-38	Jacksonville	70,025*
1/1/06	L	17-20 OT	at San Francisco	67,970*

\*Sellouts

TEAM STATISTICS	TEXANS	Opponents
TOTAL FIRST DOWNS	243	348
Rushing	89	123
Passing	142	188
Penalty	12	37
3rd Down: Made/Att	75/219	75/196
3rd Down Pct.	34.2%	38.3%
4th Down: Made/Att	8/17	13/20
4th Down Pct.	47.1%	65.0%
TIME OF POSSESSION	28:10	31:50
TOTAL NET YARDS	4,053	5,824
Avg. Per Game	253.3	364.0
Total Plays	954	1,012
Avg. Per Play	4.2	5.8
NET YARDS RUSHING	1,816	2,303
Avg. Per Game	113.5	143.9
Total Rushes	437	506
NET YARDS PASSING	2,237	3,521
Avg. Per Game	139.8	220.1
Sacked/Yards Lost	68/424	37/206
Gross Yards	2,661	3,727
Attempts/Completions	449/270	469/304
Completion Pct.	60.1%	64.8%
Had Intercepted	13	7
PUNTS / AVERAGE	77/38.8	63/40.1
NET PUNTING AVG.	35.7	34.4
PENALTIES / YARDS	106/854	105/846
FUMBLES / BALL LOST	30/11	24/9
TOUCHDOWNS	26	50
Rushing	9	21
Passing	15	24
Returns	2	5

SCORE BY PERIODS	1	2	3	4	OT	Total
TEXANS	40	111	64	45	0	260
Opponents	84	115	83	140	9	431

SCORING	TD	Ru	Pa	Rt	PAT	FG	SAF	TP
K.Brown	0	0	0	0	24/24	26/34	0	102
D.Davis	6	2	4	0	0/0	0/0	0	36
C.Bradford	5	0	5	0	0/0	0/0	1	32
J.Wells	4	4	0	0	0/0	0/0	0	24
J.Mathis	3	0	1	2a	0/0	0/0	0	18
V.Morency	2	2	0	0	0/0	0/0	0	12
A.Johnson	2	0	2	0	0/0	0/0	0	12
J.Gaffney	2	0	2	0	0/0	0/0	0	12
M.Norris	1	0	1	0	0/0	0/0	0	6
D.Carr	1	1	0	0	0/0	0/0	0	6
TEXANS	26	9	15	2	24/24	26/34	1	260
Opponents	50	21	24	5	47/47	28/32	0	431

a-89-yd. KO return, vs. Ind. (10/24/05); 99-yd. KO return, vs. K.C. (11/20/05).

RUSHING	No.	Yds	Avg	Long	TD
D.Davis	230	976	4.2	44	2
J.Wells	90	325	3.6	14t	4
D.Carr	56	308	5.5	20	1
V.Morency	46	184	4.0	25t	2
J.Gaffney	4	13	3.3	10	0
A.Johnson	6	10	1.7	5	0
K.Brown	1	4	4.0	4	0
C.Stanley	1	0	0.0	0	0
T.Banks	2	-2	-1.0	-1	0
C.Bradford	1	-2	-2.0	-2	0
TEXANS	437	1,816	4.2	44	9
Opponents	506	2,303	4.6	49	21

RECEIVING	No.	Yds	Avg	Long	TD
A.Johnson	63	688	10.9	53t	2
J.Gaffney	55	492	8.9	29	2
D.Davis	39	337	8.6	33	4
C.Bradford	34	436	12.8	50t	5
M.Rivers	24	168	7.0	20	0
J.Wells	22	179	8.1	20	0
V.Morency	10	87	8.7	16	0
D.Armstrong	9	115	12.8	28	0
J.Mathis	5	65	13.0	34t	1
D.Morgan	4	42	10.5	14	0
M.Murphy	2	26	13.0	14	0
M.Brueener	2	22	11.0	19	0
M.Norris	1	4	4.0	4t	1
TEXANS	270	2,661	9.9	53t	15
Opponents	304	3,727	12.3	56t	24

INTERCEPTIONS	No.	Yds	Avg	Long	TD
G.Earl	2	2	1.0	2	0
L.Sanders	1	29	29.0	29	0
M.Coleman	1	6	6.0	6	0
C.Brown	1	5	5.0	5	0
T.Evans	1	3	3.0	3	0
D.Robinson	1	1	1.0	1	0
TEXANS	7	46	6.6	29	0
Opponents	13	225	17.3	57t	3

PUNTING	No.	Yds	Avg	Net	TB	In	Lg	B
C.Stanley	77	2,990	38.8	35.7	1	29	61	0
TEXANS	77	2,990	38.8	35.7	1	29	61	0
Opponents	62	2,528	40.1	34.4	7	17	59	1

PUNT RETURNS	Ret	FC	Yds	Avg	Long	TD
P.Buchanon	12	6	101	8.4	37	0
J.Mathis	12	0	68	5.7	19	0
D.Morgan	3	0	30	10.0	23	0
D.Davis	3	1	24	8.0	21	0
TEXANS	30	7	223	7.4	37	0
Opponents	33	27	219	6.6	52t	1

KICKOFF RETURNS	No	Yds	Avg	Long	TD
J.Mathis	54	1,542	28.6	99t	2
V.Morency	20	437	21.9	31	0
J.Wells	5	106	21.2	40	0
T.Hollings	2	46	23.0	28	0
D.Davis	1	29	29.0	29	0
M.Brueener	1	11	11.0	11	0
M.Norris	1	2	2.0	2	0
TEXANS	84	2,173	25.9	99t	2
Opponents	55	1,194	21.7	71	0

FIELD GOALS	1-19	20-29	30-39	40-49	50+
K.Brown	0/0	9/9	12/17	4/6	1/2
TEXANS	0/0	9/9	12/17	4/6	1/2
Opponents	0/0	9/9	11/11	7/10	1/2

PASSING	Att	Comp	Yds	Cmp%	Yds/Att	TD	TD%	Int	Int%	Long	Sack/Lost	Rating
D.Carr	423	256	2,488	60.5	5.9	14	3.3	11	2.6	53t	68/424	77.2
T.Banks	25	14	173	56.0	6.9	1	4.0	2	8.0	31	0/0	57.6
D.Williams	1	0	0	0.0	0	0	0.0	0	0.0	0	0/0	39.6
TEXANS	449	270	2,661	60.1	5.9	15	3.3	13	2.9	53t	68/424	76.0
Opponents	469	304	3,727	64.8	7.9	24	5.1	7	1.5	56t	37/206	100.0

# 2005 FINAL STATISTICS (2-14)

## DEFENSIVE STATISTICS

Based on Coaches Film Review

TACKLES	Solo	Asst	Total	Sk Yds	QB Press	INT- Yards	Pass Def.	Forced Fumbles	Fumble Recoveries
M.Greenwood	87	57	144	2.0-8	6	0-0	4	1	2
D.Polk	75	60	135	3.5-13	6	0-0	1	3	0
C.Brown	61	41	102	0.0-0	1	1-5	4	1	0
R.Smith	60	42	102	1.5-8	10	0-0	3	1	1
S.Payne	48	50	98	4.0-18	6	0-0	1	1	0
D.Robinson	69	24	93	1.0-0	1	1-1	21	3	0
M.Coleman	41	25	66	0.0-0	0	1-6	3	0	0
A.PEEK	37	20	57	6.0-32	23	0-0	2	2	2
D.Faggins	37	16	53	0.0-0	0	0-0	14	0	0
G.Earl	26	25	51	0.0-0	3	2-2	7	0	0
S.Orr	34	13	47	7.0-40	14	0-0	1	3	0
J.Babin	31	14	45	4.0-27	17	0-0	1	2	0
G.Walker	28	17	45	1.0-13	8	0-0	3	2	0
K.Wong	24	21	45	1.0-3	2	0-0	1	0	0
T.Johnson	20	24	44	1.0-4	2	0-0	0	0	0
J.Deloach	12	18	30	1.0-7	0	0-0	0	0	0
P.Buchanon	22	7	29	0.0-0	0	0-0	4	0	0
J.Simmons	18	11	29	1.0-6	0	0-0	1	1	1
J.Ioane	13	14	27	0.0-0	0	0-0	0	1	0
T.Evans	16	10	26	0.0-0	1	1-3	1	0	0
L.Sanders	18	4	22	0.0-0	1	1-29	4	1	0
A.Malone	4	7	11	1.0-2	0	0-0	1	0	0
C.Anderson	6	3	9	1.0-14	1	0-0	1	1	0
J.Bell	4	0	4	0.0-0	0	0-0	3	1	0
C.McKenzie	3	1	4	1.0-10	0	0-0	1	0	0
TEXANS	794	524	1,318	37.0-205	102	7-46	82	24	6

## SPECIAL TEAMS STATISTICS

SPECIAL TEAMS	Solo	Asst	Total	PAT	Blocks Punt	FG	Forced Fumbles	Fumble Recoveries
R.Walker	12	6	18	0	1	0	0	1
C.Anderson	11	3	14	0	0	0	0	1
M.Norris	7	5	12	0	0	0	1	0
T.Evans	8	3	11	0	0	0	0	0
J.Wells	4	6	10	0	0	0	1	0
L.Sanders	8	2	10	0	0	0	0	0
S.Orr	5	4	9	0	0	0	0	0
J.Simmons	6	2	8	0	0	0	0	0
M.Rivers	7	0	7	0	0	0	0	0
D.Polk	4	1	5	0	0	0	0	0
F.Chamberlin	2	3	5	0	0	0	0	0
J.Bell	1	3	4	0	0	0	0	0
B.Pittman	3	0	3	0	0	0	0	0
D.Faggins	2	1	3	0	0	0	0	0
C.Brown	2	1	3	0	0	0	1	0
J.Anderson	1	0	1	0	0	0	0	0
M.Murphy	1	0	1	0	0	0	0	0
G.Earl	1	0	1	0	0	0	0	0
C.Bradford	1	0	1	0	0	0	0	0
C.Stanley	1	0	1	0	0	0	0	0
V.Morency	0	0	0	0	0	0	0	1
TEXANS	87	40	127	0	1	0	3	3



# 2006 FINAL STATISTICS (6-10)

Date	W/L	Score	Opponent	Attendance
9/10	L	10-24	Philadelphia	70,180*
9/17	L	24-43	at Indianapolis	56,614*
9/24	L	15-31	Washington	70,069*
10/1	W	17-15	Miami	70,071*
10/15	L	6-34	at Dallas	63,186*
10/22	W	27-7	Jacksonville	70,035*
10/29	L	22-28	at Tennessee	69,143*
11/5	L	10-14	at N.Y. Giants	78,485*
11/12	W	13-10	at Jacksonville	65,918*
11/19	L	21-24	Buffalo	70,125*
11/26	L	11-26	at N.Y. Jets	76,596*
12/3	W	23-14	at Oakland	46,276
12/10	L	20-26 OT	Tennessee	70,760*
12/17	L	7-40	at New England	68,756*
12/24	W	27-24	Indianapolis	70,132*
12/31	W	14-6	Cleveland	70,097*

\*Sellouts

TEAM STATISTICS	TEXANS	Opponents
TOTAL FIRST DOWNS	282	312
Rushing	106	115
Passing	156	174
Penalty	20	23
3rd Down: Made / Att.	77/198	88/198
3rd Down Pct.	38.9	44.4
4th Down: Made / Att.	9/13	5/11
4th Down Pct.	69.2	45.5
TIME OF POSSESSION	29:14	30:46
TOTAL NET YARDS	4,465	5,400
Avg. Per Game	279.1	337.5
Total Plays	955	979
Avg. Per Play	4.7	5.5
NET YARDS RUSHING	1,687	1,956
Avg. Per Game	105.4	122.3
Total Rushes	431	446
NET YARDS PASSING	2,778	3,444
Avg. Per Game	173.6	215.3
Sacked/Yards Lost	43/254	28/191
Gross Yards	3,042	3,635
Attempts/Completions	481/329	505/328
Completion Pct.	68.4%	65.0%
Had Intercepted	13	11
PUNTS/AVERAGE	76/41.6	65/45.4
NET PUNTING AVG.	36.7	37.6
PENALTIES/YARDS	90/761	96/792
FUMBLES/BALL LOST	28/12	16/11
TOUCHDOWNS	30	42
Rushing	13	16
Passing	14	22
Returns	3	4

SCORE BY PERIODS	1	2	3	4	OT	Total
TEXANS	55	52	59	101	0	267
Opponents	72	103	86	99	6	366

SCORING	TD	Ru	Pa	Rt	PAT	FG	SAF	TP
K. Brown	0	0	0	0	26/27	19/25	0	83
R. Dayne	5	5	0	0	0/0	0/0	1	32
A. Johnson	5	0	5	0	0/0	0/0	0	30
O. Daniels	5	0	5	0	0/0	0/0	0	30
W. Lundy	4	4	0	0	0/0	0/0	1	26
D. Carr	2	2	0	0	0/0	0/0	0	12
M. Bruener	2	0	2	0	0/0	0/0	0	12
E. Moulds	1	0	1	0	0/0	0/0	0	6
D. Faggins	1	0	0	1b	0/0	0/0	0	6
V. Leach	1	0	1	0	0/0	0/0	0	6
A. Maddox	1	0	0	1c	0/0	0/0	0	6
D. Robinson	1	0	0	1a	0/0	0/0	0	6
S. Gado	1	1	0	0	0/0	0/0	0	6
C. Taylor	1	1	0	0	0/0	0/0	0	6
TEXANS	30	13	14	3	26/27	19/25	2	267
Opponents	42	16	22	4	39/40	25/29	0	366

a-D. Robinson 9-yd. INT return, vs. BUF; b-D. Faggins 58 yd. FUM return, at OAK; c-A. Maddox 47-yd. FUM return, vs. CLE.

RUSHING	No.	Yds	Avg	Long	TD
R. Dayne	151	612	4.1	19	5
W. Lundy	124	476	3.8	35	4
S. Gado	54	217	4.0	34	1
D. Carr	53	195	3.7	16	2
C. Taylor	28	123	4.4	17	1
J. Cook	3	18	6.0	14	0
A. Johnson	3	14	4.7	18	0
V. Morency	5	13	2.6	12	0
E. Moulds	1	6	6.0	6	0
S. Rosenfels	4	5	1.3	7	0
E. Shepherd	2	5	2.5	6	0
K. Walter	1	3	3.0	3	0
J. Simmons	1	0	0.0	0	0
C. Stanley	1	0	0.0	0	0
TEXANS	431	1,687	3.9	35	13
Opponents	446	1,956	4.4	39t	16

RECEIVING	No.	Yds	Avg	Long	TD
A. Johnson	103	1,147	11.1	53	5
E. Moulds	57	557	9.8	29	1
O. Daniels	34	352	10.4	33t	5
W. Lundy	33	204	6.2	15	0
J. Cook	18	107	5.9	15	0
K. Walter	17	160	9.4	15	0
S. Gado	16	80	5.0	19	0
R. Dayne	14	77	5.5	13	0
J. Putzier	13	125	9.6	26	0
M. Bruener	9	62	6.9	25	2
V. Leach	6	61	10.2	19	1
C. Taylor	3	40	13.3	24	0
E. Shepherd	3	22	7.3	8	0
D. Anderson	1	27	27.0	27	0
V. Morency	1	6	6.0	6	0
D. Lewis	1	5	5.0	5	0
TEXANS	329	3,032	9.2	53	14
Opponents	328	3,635	11.1	83t	22

INTERCEPTIONS	No.	Yds	Avg	Long	TD
D. Robinson	2	9	4.5	9t	1
D. Faggins	2	0	0.0	0	0
A. Weaver	1	21	21.0	21	0
D. McClean	1	19	19.0	19	0
D. Ryans	1	16	16.0	16	0
J. Simmons	1	11	11.0	11	0
G. Earl	1	2	2.0	2	0
C. Brown	1	0	0.0	0	0
M. Greenwood	1	0	0.0	0	0
TEXANS	11	78	7.1	21	1
Opponents	13	174	13.4	41	0

PUNTING	No.	Yds	Avg	Net	TB	In	Lg	B
C. Stanley	76	3,161	41.6	36.7	5	15	62	0
TEXANS	76	3,161	41.6	36.7	5	15	62	0
Opponents	65	2,949	45.4	37.6	13	25	75	0

PUNT RETURNS	Ret	FC	Yds	Avg	Long	TD
D. Wynn	12	9	139	11.6	58	0
P. Buchanan	8	2	79	9.9	45	0
E. Shepherd	3	2	24	8.0	14	0
D. Lewis	0	2	0	0	0	0
TEXANS	23	15	242	10.5	58	0
Opponents	36	24	275	7.6	53t	1

KICKOFF RETURNS	No.	Yds	Avg	Long	TD
D. Wynn	30	670	22.3	38	0
E. Shepherd	17	395	23.2	42	0
J. Mathis	7	192	27.4	87	0
P. Buchanan	5	106	21.2	28	0
W. Lundy	4	67	16.8	23	0
D. Anderson	3	90	30.0	38	0
D. Lewis	1	27	27.0	27	0
R. Alexander	1	18	18.0	18	0
T. Johnson	1	17	17.0	17	0
M. Bruener	1	8	8.0	8	0
J. Cook	1	2	2.0	2	0
K. Wong	0	17	0	17	0
TEXANS	71	1,609	22.7	87	0
Opponents	52	1,215	23.4	93t	1

FIELD GOALS	1-19	20-29	30-39	40-49	50+
K. Brown	1/1	4/4	3/5	11/13	0/2
TEXANS	1/1	4/4	3/5	11/13	0/2
Opponents	0/0	6/7	9/10	8/9	2/3

PASSING	Att	Comp	Yds	Cmp%	Yds/Att	TD	TD%	Int	Int%	Long	Sack/Lost	Rating
D. Carr	442	302	2,767	68.3	6.3	11	2.5	12	2.7	53	41/240	82.1
S. Rosenfels	39	27	265	69.2	6.8	3	7.7	1	2.6	28	1/5	103.0
W. Lundy	0	0	0	0.0	0.0	0	0.0	0	0.0	0	1/9	0.0
TEXANS	481	329	3,032	68.4	6.3	14	2.9	13	2.7	53	43/254	83.8
Opponents	505	328	3,635	65.0	7.2	22	4.4	11	2.2	83t	28/191	91.7

# 2006 FINAL STATISTICS (6-10)

## DEFENSIVE STATISTICS

TACKLES	Solo	Asst	Total	Sk Yds	QB Press	INT- Yards	Pass Def.	Forced Fumbles	Fumble Recoveries
D.Ryans	126	30	156	3.5-30.5	9	1 (16)	8	1	1
M.Greenwood	84	26	110	1.0-0	1	1 (0)	4	2	3
D.Robinson	70	13	83	0.0-0	1	2 (9)	14	1	0
C.Brown	65	10	75	1.0-10.0	3	1 (0)	7	1	1
G.Earl	57	13	70	2.0-22.0	2	1 (2)	5	1	0
M.Williams	35	12	47	4.5-20.5	5	0-0	4	1	1
J.Simmons	30	8	38	0.0-0	0	1 (11)	2	0	0
L.Sanders	29	8	37	0.0-0	0	0-0	6	0	0
A.Maddox	24	13	37	2.0-9.0	1	0-0	0	0	0
A.Weaver	26	9	35	1.0-3.0	4	1 (21)	7	0	1
D.Faggins	27	3	30	1.0-2.0	1	2 (0)	12	1	2
D.McCleon	21	7	28	0.0-0	0	1 (19)	2	2	1
S.Orr	23	4	27	1.5-7.5	2	0-0	1	0	1
J.Babin	19	6	25	5.0-39.0	7	0-0	0	0	0
N.Kalu	16	5	21	2.0-21.0	7	0-0	1	0	0
Th.Johnson	15	4	19	0.0-0	3	0-0	0	0	0
A.PEEK	9	5	14	1.0-9.0	2	0-0	0	2	0
S.Payne	10	2	12	1.0-5.0	1	0-0	0	1	0
K.Wong	9	3	12	0.0-0	0	0-0	0	0	0
Tr.Johnson	8	3	11	0.0-0	0	0-0	1	0	0
G.Scott	7	4	11	0.0-0	0	0-0	0	0	0
L.Dalton	8	2	10	1.0-2.0	1	0-0	0	0	0
D.Wynn	4	2	6	0.0-0	0	0-0	0	0	0
C.Anderson	3	2	5	0.0-0	0	0-0	1	0	0
C.Killings	2	3	5	0.0-0	0	0-0	0	0	0
V.Hutchins	2	1	3	0.0-0	0	0-0	0	0	0
P.Buchanon	2	0	2	0.0-0	0	0-0	1	0	0
E.Cochran	2	0	2	0.0-0	0	0-0	0	0	0
A.Malone	1	1	2	0.5-2.5	0	0-0	0	0	0
D.Johnson	1	0	1	0.0-0	0	0-0	0	0	0
D.Polk	1	0	1	0.0-0	0	0-0	0	0	0
T.Evans	0	1	1	0.0-0	0	0-0	0	0	0
TEXANS	736	200	936	28.0-183.0	50	11 (43)	76	13	11

## SPECIAL TEAMS STATISTICS

SPECIAL TEAMS	Solo	Asst	Total	PAT	Blocks Punt	FG	Forced Fumbles	Fumble Recoveries
T.Evans	11	2	13	0	0	0	0	0
C.Anderson	10	1	11	0	0	0	0	0
D.Polk	6	4	10	0	0	0	0	0
J.Simmons	9	0	9	0	0	0	0	0
K.Walter	8	0	8	0	0	0	0	0
L.Sanders	6	0	6	0	0	0	0	0
S.Orr	5	0	5	0	0	0	0	0
G.Earl	4	1	5	0	0	0	0	0
J.Cook	4	1	5	0	0	0	0	0
C.Taylor	3	0	3	0	0	0	0	0
B.Pittman	2	1	3	0	0	0	0	0
C.Brown	2	0	2	0	0	0	0	0
D.Anderson	2	0	2	0	0	0	0	0
D.Wynn	2	0	2	0	0	0	0	0
V.Leach	2	0	2	0	0	0	0	0
A.PEEK	2	0	2	0	0	0	0	0
V.Hutchins	2	0	2	0	0	0	0	0
O.Daniels	1	0	1	0	0	0	0	0
D.McCleon	1	0	1	0	0	0	0	0
G.Scott	1	0	1	0	0	0	0	0
O.Daniels	1	0	1	0	0	0	0	0
R.Alexander	1	0	1	0	0	0	0	0
S.Rosenfels	1	0	1	0	0	0	0	0
M.Stone	0	1	1	0	0	0	0	0
J.Babin	0	1	1	0	0	0	0	0
K.Garrett	0	1	1	0	0	0	0	0
S.Payne	0	0	0	1	0	0	0	0
TEXANS	86	13	99	1	0	0	0	0

# 2007 FINAL STATISTICS (8-8)

Date	W/L	Score	Opponent	Attendance
9/9	W	20-3	Kansas City	70,080*
9/16	W	34-21	at Carolina	73,665*
9/23	L	24-30	Indianapolis	70,765*
9/30	L	16-26	at Atlanta	69,312*
10/7	W	22-19	Miami	70,156*
10/14	L	17-37	at Jacksonville	63,715
10/21	L	36-38	Tennessee	70,734*
10/28	L	10-35	at San Diego	60,439*
11/4	W	24-17	at Oakland	49,603
11/18	W	23-10	New Orleans	70,780*
11/25	L	17-27	at Cleveland	72,730*
12/2	L	20-28	at Tennessee	69,143*
12/9	W	28-14	Tampa Bay	70,237*
12/13	W	31-13	Denver	70,747*
12/23	L	15-38	at Indianapolis	57,262*
12/30	W	42-28	Jacksonville	70,660*

\*Sellouts

TEAM STATISTICS	TEXANS	Opponents
TOTAL FIRST DOWNS	295	325
Rushing	96	107
Passing	190	197
Penalty	9	21
3rd Down: Made/Att	86/193	83/198
3rd Down Pct.	44.6%	41.9%
4th Down: Made/Att	11/15	8/16
4th Down Pct.	73.3%	50.0%
Possession Avg.	29:41	30:19
TOTAL NET YARDS	5,337	5,507
Avg. Per Game	333.6	344.2
Total Plays	968	994
Avg. Per Play	5.5	5.5
NET YARDS RUSHING	1,586	1,825
Avg. Per Game	99.1	114.1
Total Rushes	417	417
NET YARDS PASSING	3,751	3,682
Avg. Per Game	234.4	230.1
Sacked/Yards Lost	22/174	31/196
Gross Yards	3,925	3,878
Attempts/Completions	529/346	546/361
Completion Pct.	65.4%	66.1%
Had Intercepted	21	11
PUNTS/AVERAGE	55/41.7	59/43.0
NET PUNTING AVG.	37.9	37.1
PENALTIES/YARDS	82/636	81/614
FUMBLES/BALL LOST	26/17	24/14
TOUCHDOWNS	43	43
Rushing	12	15
Passing	24	25
Returns	7	3

SCORE BY PERIODS	1	2	3	4	OT	Total
TEXANS	87	92	61	139	0	379
Opponents	81	132	90	81	0	384

SCORING	TD	Ru	Pa	Rt	PAT	FG	SAF	TP
K.Brown	0	0	0	0	40/40	25/29	0	115
A.Johnson	8	0	8	0	0/0	0/0	0	48
A.Davis	6	0	3	3e,f	0/0	0/0	1	38
R.Dayne	6	6	0	0	0/0	0/0	0	36
K.Walker	5	0	4	1b	0/0	0/0	0	30
O.Daniels	3	0	3	0	0/0	0/0	0	18
V.Leach	3	1	2	0	0/0	0/0	0	18
A.Green	2	2	0	0	0/0	0/0	0	12
J.Dreessen	2	0	2	0	0/0	0/0	0	12
D.Walker	1	1	0	0	0/0	0/0	1	8
S.Gado	1	1	0	0	0/0	0/0	1	8
J.Mathis	1	0	0	1c	0/0	0/0	0	6
S.Rosenfels	1	1	0	0	0/0	0/0	0	6
J.Putzier	1	0	1	0	0/0	0/0	0	6
D.Anderson	1	0	1	0	0/0	0/0	0	6
M.Williams	1	0	0	1a	0/0	0/0	0	6
D.Ryans	1	0	0	1d	0/0	0/0	0	6
TEXANS	43	12	24	7	40/40	25/29	3	379
Opponents	43	15	25	3	42/43	28/33	0	384

a-M.Williams 38-yard FUM ret. vs. KC (9/9); b-K.Walker FUM rec. in end zone at CAR (9/16); c-J.Mathis 84-yard kickoff ret. vs. IND (9/23); d-D.Ryans 26-yard FUM ret. vs. TEN (10/21); 3-A.Davis 97-yard kickoff ret. vs. TB (12/9); f-A.Davis 97-yard kickoff ret. and 104-yard kickoff ret. vs. JAX (12/31).

RUSHING	No.	Yds	Avg	Long	TD
R.Dayne	194	773	4.0	39	6
D.Walker	58	264	4.6	41	1
A.Green	70	260	3.7	18	2
A.Echemandu	20	85	4.3	20	0
M.Schaub	17	52	3.1	12	0
S.Rosenfels	21	51	2.4	19	1
S.Gado	18	46	2.6	7	1
K.Walker	5	30	6.0	13	0
J.Cook	8	24	3.0	9	0
V.Leach	2	2	1.0	1t	1
M.Turk	1	0	0.0	0	0
J.Jones	3	-1	-0.3	4	0
TEXANS	417	1,586	3.8	41	12
Opponents	417	1,825	4.4	76	15

RECEIVING	No.	Yds	Avg	Long	TD
K.Walker	65	800	12.3	46	4
O.Daniels	63	768	12.2	29	3
A.Johnson	60	851	14.2	77t	8
A.Davis	33	583	17.7	53t	3
V.Leach	25	108	4.3	15	2
R.Dayne	17	112	6.6	17	0
J.Jones	15	149	9.9	26	0
A.Green	14	123	8.8	53	0
D.Walker	13	81	6.2	9	0
D.Anderson	12	131	10.9	24	1
S.Gado	8	59	7.4	20	0
J.Cook	8	40	5.0	9	0
J.Putzier	6	39	6.5	11	1
J.Dreessen	4	55	13.8	28t	2
A.Echemandu	2	11	5.5	7	0
J.Mathis	1	15	15.0	15	0
TEXANS	346	3,925	11.3	77t	24
Opponents	361	3,878	10.7	74t	25

INTERCEPTIONS	No.	Yds	Avg	Long	TD
F.Bennett	3	47	15.7	33	0
D.Robinson	2	6	3.0	10	0
C.Brown	1	9	9.0	9	0
V.Hutchins	1	8	8.0	8	0
M.Greenwood	1	3	3.0	3	0
D.Clark	1	1	1.0	1	0
D.Ryans	1	1	1.0	1	0
T.Johnson	1	0	0.0	0	0
TEXANS	11	75	6.8	33	0
Opponents	21	272	13.0	70t	1

PUNTING	No.	Yds	Avg	Net	TB	In	Lg	B
M.Turk	55	2,296	41.7	37.9	3	24	59	0
TEXANS	55	2,296	41.7	37.9	3	24	59	0
Opponents	59	2,535	43.0	37.1	3	24	64	0

PUNT RETURNS	Ret	FC	Yds	Avg	Long	TD
J.Jones	30	7	286	9.5	74	0
D.Wynn	2	1	1	0.5	4	0
D.Anderson	1	0	0	0.0	0	0
TEXANS	33	8	287	8.7	74	0
Opponents	19	17	151	7.9	22	0

KICKOFF RETURNS	No	Yds	Avg	Long	TD
A.Davis	32	968	30.3	104t	3
D.Wynn	22	523	23.8	39	0
J.Mathis	11	320	29.1	84t	1
J.Jones	4	78	19.5	23	0
J.Cook	2	33	16.5	21	0
V.Leach	2	26	13.0	14	0
K.Walker	1	7	7.0	7	0
M.Boulware	0	6	0	6	0
TEXANS	74	1,961	26.5	104t	4
Opponents	69	1,593	23.1	52	0

FIELD GOALS	1-19	20-29	30-39	40-49	50+
K.Brown	1/1	6/7	6/6	7/10	5/5
TEXANS	1/1	6/7	6/6	7/10	5/5
Opponents	0/0	14/14	6/7	6/8	2/4

PASSING	Att	Comp	Yds	Cmp%	Yds/Att	TD	TD%	Int	Int%	Long	Sack/Lost	Rating
M.Schaub	289	192	2,241	66.4	7.8	9	3.1	9	3.1	77t	16/126	87.2
S.Rosenfels	240	154	1,684	64.2	7.0	15	6.3	12	5.0	53t	6/48	84.8
TEXANS	529	346	3,925	65.4	7.4	24	4.5	21	4.0	77t	22/174	86.1
Opponents	546	361	3,878	66.1	7.1	25	4.6	11	2.0	74t	31/196	93.7



# 2007 FINAL STATISTICS (8-8)

## DEFENSIVE STATISTICS

TACKLES	Solo	Asst	Total	Sk Yds	QB Press	INT- Yards	Pass Def.	Forced Fumbles	Fumble Recoveries
D.Ryans	98	29	127	2.0 (18.0)	2	1-1	7	1	3
M.Greenwood	90	28	118	1.0 (8.0)	2	1-3	4	1	0
V.Hutchins	77	16	93	0.5 (2.5)	1	1-8	6	0	0
C.Brown	64	19	83	0.0-0	0	1-9	8	2	3
M.Williams	43	16	59	14.0 (82.5)	15	0-0	1	2	1
F.Bennett	49	6	55	0.0-0	1	3-47	14	2	0
W.Demps	38	11	49	0.0-0	1	0-0	5	2	1
D.Faggins	37	6	43	0.0-0	0	0-0	4	1	1
D.Clark	34	9	43	0.0-0	1	1-1	1	0	0
A.Weaver	32	9	41	0.0-0	0	0-0	0	0	0
T.Johnson	27	14	41	0.0-0	0	1-0	5	0	0
D.Robinson	29	5	34	0.0-0	0	2-6	7	0	0
A.Okoye	23	9	32	5.5 (33.5)	8	0-0	0	1	0
E.Cochran	19	6	25	1.0 (6.0)	1	0-0	4	1	1
C.Anderson	15	9	24	2.0 (17.0)	3	0-0	1	0	0
J.Zgonina	10	7	17	0.0-0	1	0-0	0	0	0
A.Maddox	15	1	16	2.0 (14.0)	2	0-0	1	0	0
J.Fletcher	12	1	13	0.0-0	0	0-0	3	1	0
N.Kalu	8	5	13	3.0 (14.5)	7	0-0	1	0	0
M.Boulware	3	2	5	0.0-0	0	0-0	2	0	0
D.Wynn	4	1	5	0.0-0	0	0-0	4	0	0
Z.Diles	5	0	5	0.0-0	0	0-0	0	0	0
S.Orr	2	1	3	0.0-0	0	0-0	0	0	0
S.Barber	1	1	2	0.0-0	0	0-0	0	0	0
T.Bulman	2	0	2	0.0-0	1	0-0	0	0	0
J.Simmons	1	0	1	0.0-0	0	0-0	1	0	0
C.Killings	1	0	1	0.00	0	0-0	0	0	0
TEXANS	739	211	950	31.0-196.0	46	11-75	79	14	10

## SPECIAL TEAMS STATISTICS

SPECIAL TEAMS	Solo	Asst	Total	PAT	Blocks Punt	FG	Forced Fumbles	Fumble Recoveries
J.Cook	12	1	13	0	0	0	0	0
J.Dreessen	9	1	10	0	0	0	0	0
Z.Diles	8	1	9	0	0	0	0	0
D.Clark	6	2	8	0	0	0	1	0
F.Bennett	5	2	7	0	0	0	0	0
C.Anderson	4	3	7	0	0	0	0	1
M.Boulware	4	2	6	1	0	0	0	0
J.Fletcher	6	0	6	0	0	0	0	0
C.Cox	6	0	6	0	0	0	0	0
S.Orr	4	1	5	0	0	0	0	0
S.Barber	3	1	4	0	0	0	0	0
V.Leach	3	1	4	0	0	0	0	0
D.Faggins	3	0	3	0	0	0	1	0
W.Demps	3	0	3	0	0	0	0	1
H.Williams	2	0	2	0	0	0	0	0
B.Pittman	2	0	2	0	0	0	0	0
K.Brown	1	0	1	0	0	0	0	0
D.Ryans	1	0	1	0	0	0	1	0
E.Cochran	1	0	1	0	0	0	0	0
D.Anderson	1	0	1	0	0	0	0	0
A.Davis	1	0	1	0	0	0	0	1
C.Brown	0	1	1	0	0	0	0	0
K.Walter	1	0	1	0	0	0	0	1
D.Wynn	1	0	1	0	0	0	0	0
D.Robinson	0	0	0	0	0	1	0	0
TEXANS	87	16	103	1	0	1	3	4

# 2008 FINAL STATISTICS (8-8)

Date	W/L	Score	Opponent	Attendance
9/7	L	17-38	at Pittsburgh	64,001*
9/21	L	12-31	at Tennessee	69,143*
9/28	L	27-30 OT	at Jacksonville	64,061*
10/5	L	27-31	Indianapolis	70,118*
10/12	W	29-28	Miami	70,023*
10/19	W	28-21	Detroit	70,081*
10/26	W	35-6	Cincinnati	70,112*
11/2	L	21-28	at Minnesota	62,839*
11/9	L	13-41	Baltimore	70,552*
11/16	L	27-33	at Indianapolis	66,201*
11/23	W	16-6	at Cleveland	72,077*
12/1	W	30-17	Jacksonville	70,809*
12/7	W	24-21	at Green Bay	70,245*
12/14	W	13-12	Tennessee	70,831*
12/21	L	16-27	at Oakland	43,687
12/28	W	31-24	Chicago	70,838*

\*Sellouts

TEAM STATISTICS	TEXANS	Opponents
TOTAL FIRST DOWNS	340	300
Rushing	106	114
Passing	210	167
Penalty	24	19
3rd Down: Made/Att	83/197	74/188
3rd Down Pct.	42.1%	39.4%
4th Down: Made/Att	14/23	10/13
4th Down Pct.	60.9%	76.9%
POSSESSION AVG.	31:57	28:03
TOTAL NET YARDS	6,113	5,385
Avg. Per Game	382.1	336.6
Total Plays	1,019	935
Avg. Per Play	6.0	5.8
NET YARDS RUSHING	1,846	1,962
Avg. Per Game	115.4	122.6
Total Rushes	432	439
NET YARDS PASSING	4,267	3,423
Avg. Per Game	266.7	213.9
Sacked/Yards Lost	32/207	25/175
Gross Yards	4,474	3,598
Attempts/Completions	555/367	471/294
Completion Pct.	66.1%	62.4%
Had Intercepted	20	12
PUNTS/AVERAGE	53/42.3	67/44.4
NET PUNTING AVG.	35.2	37.2
PENALTIES/YARDS	80/664	81/659
FUMBLES/BALL LOST	28/12	19/10
TOUCHDOWNS	40	45
Rushing	16	18
Passing	21	24
Returns	3	3

SCORE BY PERIODS	1	2	3	4	OT	Total
TEXANS	77	109	78	102	0	366
Opponents	84	85	86	136	3	394

SCORING	TD	Ru	Pa	Rt	PAT	FG	SAF	TP
K.Brown	0	0	0	0	37/37	29/33	0	124
S.Slaton	10	9	1	0	0/0	0/0	0	60
A.Johnson	8	0	8	0	0/0	0/0	1	50
K.Waller	8	0	8	0	0/0	0/0	0	48
A.Green	3	3	0	0	0/0	0/0	0	18
M.Schaub	2	2	0	0	0/0	0/0	0	12
O.Daniels	2	0	2	0	0/0	0/0	0	12
D.Anderson	2	0	2	0	0/0	0/0	0	12
J.Jones	2	0	0	2a	0/0	0/0	0	12
R.Moats	1	1	0	0	0/0	0/0	0	6
V.Leach	1	1	0	0	0/0	0/0	0	6
J.Reeves	1	0	0	1b	0/0	0/0	0	6
TEXANS	40	16	21	3	37/37	29/33	1	366
Opponents	45	18	24	3	43/43	25/29	2	394

a- J.Jones 70-yard punt return vs. MIA (10/12); J.Jones 73-yard punt return vs. CIN (10/26);  
b- J.Reeves 44-yard INT return at MIN (11/2).

RUSHING	No.	Yds	Avg	Long	TD
S.Slaton	268	1282	4.8	71t	9
A.Green	74	294	4.0	14	3
R.Moats	26	94	3.6	12	1
M.Schaub	31	68	2.2	10	2
C.Taylor	14	37	2.6	17	0
S.Rosenfels	11	37	3.4	15	0
K.Waller	3	23	7.7	13	0
M.Turk	1	18	18.0	18	0
V.Leach	1	1	1.0	1t	1
C.Sapp	2	-3	-1.5	0	0
J.Jones	1	-5	-5.0	-5	0
TEXANS	432	1,846	4.3	71t	16
Opponents	439	1,962	4.5	41t	18

RECEIVING	No.	Yds	Avg	Long	TD
A.Johnson	115	1575	13.7	65	8
O.Daniels	70	862	12.3	35	2
K.Waller	60	899	15.0	61	8
S.Slaton	50	377	7.5	46	1
D.Anderson	19	241	12.7	65	2
A.Davis	13	213	16.4	49	0
V.Leach	12	103	8.6	22	0
J.Dreessen	11	77	7.0	13	0
A.Green	11	32	2.9	8	0
J.Jones	3	81	27.0	45	0
R.Moats	3	14	4.7	5	0
TEXANS	367	4,474	12.2	65	21
Opponents	294	3,598	12.2	96t	24

INTERCEPTIONS	No.	Yds	Avg	Long	TD
J.Reeves	4	108	27.0	44t	1
E.Wilson	2	36	18.0	19	0
F.Bennett	2	26	13.0	23	0
D.Robinson	2	0	0.0	0	0
A.Weaver	1	8	8.0	8	0
Z.Diles	1	0	0.0	0	0
TEXANS	12	178	14.8	44t	1
Opponents	20	221	11.1	99t	1

PUNTING	No.	Yds	Avg	Net	TB	In	Lg	B
M.Turk	55	2,296	41.7	37.9	3	24	59	0
TEXANS	55	2,296	41.7	37.9	3	24	59	0
Opponents	59	2,535	43.0	37.1	3	24	64	0

PUNT RETURNS	Ret	FC	Yds	Avg	Long	TD
J.Jones	32	17	386	12.1	73t	2
TEXANS	32	17	386	12.1	73t	2
Opponents	21	14	235	11.2	80t	1

KICKOFF RETURNS	No	Yds	Avg	Long	TD
A.Davis	43	993	23.1	50	0
J.Jones	13	280	21.5	30	0
R.Moats	9	212	23.6	32	0
V.Leach	3	34	11.3	15	0
C.Taylor	1	17	17.0	17	0
C.White	1	7	7.0	7	0
C.Sapp	1	7	7.0	7	0
K.Waller	1	0	0.0	0	0
TEXANS	72	1,550	21.5	50	0
Opponents	73	1,630	22.3	49	0

FIELD GOALS	1-19	20-29	30-39	40-49	50+
K.Brown	0/0	9/10	10/10	8/10	2/3
TEXANS	0/0	9/10	10/10	8/10	2/3
Opponents	0/0	3/3	11/12	7/9	4/5

PASSING	Att	Comp	Yds	Cmp%	Yds/Att	TD	TD%	Int	Int%	Long	Sack/Lost	Rating
M.Schaub	380	251	3,043	66.1	8.0	15	3.9	10	2.6	65	23/149	92.7
S.Rosenfels	174	116	1,431	66.7	8.2	6	3.4	10	5.7	61	9/58	79.5
M.Turk	1	0	0	0.0	0.0	0	0.0	0	0.0	0	0/0	39.6
TEXANS	555	367	4,474	66.1	8.1	21	3.8	20	3.6	65	32/207	88.4
Opponents	471	294	3,598	62.4	7.6	24	5.1	12	2.5	96t	25/175	92.3

# 2008 FINAL STATISTICS (8-8)

## DEFENSIVE STATISTICS

TACKLES	Solo	Asst	Total	Sk Yds	QB Press	INT- Yards	Pass Def.	Forced Fumbles	Fumble Recoveries
D.Ryans	86	26	112	1.0-9	4	0-0	4	2	3
Z.Diles	47	19	66	1.0-9	2	1-0	2	1	0
E.Wilson	52	11	63	0.0-0	0	2-36	7	0	0
M.Williams	44	9	53	12.0-82	25	0-0	0	4	0
N.Ferguson	42	10	52	0.0-0	1	0-0	2	1	1
J.Reeves	47	3	50	0.0-0	0	4-108	19	1	0
A.Weaver	28	17	45	0.0-0	0	1-8	1	0	0
M.Greenwood	31	12	43	0.0-0	0	0-0	1	0	0
F.Bennett	33	8	41	0.0-0	0	2-26	6	2	0
D.Robinson	35	3	38	0.0-0	1	2-0	6	0	0
X.Adibi	26	8	34	0.0-0	1	0-0	0	0	1
K.Bentley	22	12	34	1.0-15	1	0-0	1	0	1
W.Demps	20	10	30	0.0-0	0	0-0	0	0	0
B.Harrison	21	9	30	0.0-0	1	0-0	1	0	0
T.Johnson	24	5	29	1.0-3	5	0-0	2	1	0
De.Robinson	19	8	27	0.0-0	0	0-0	0	1	0
A.Okoye	15	9	24	1.0-13	3	0-0	2	1	1
D.Faggins	16	3	19	0.0-0	0	0-0	2	0	0
J.Zgonina	13	6	19	0.0-0	1	0-0	0	0	1
T.Bulman	10	7	17	4.0-14	9	0-0	0	0	1
E.Cochran	13	4	17	2.0-21	3	0-0	1	0	0
C.Brown	12	3	15	0.0-0	0	0-0	1	0	0
D.Barber	4	1	5	1.0-9	1	0-0	1	0	0
C.Thompson	4	1	5	1.0-0	4	0-0	1	0	0
F.Okam	2	2	4	0.0-0	0	0-0	0	0	0
N.Kalu	2	2	4	0.0-0	0	0-0	0	0	0
J.Nading	3	1	4	0.0-0	0	0-0	0	0	0
TEAM	3	0	3	0.0-0	0	0-0	0	0	0
A.Molden	1	0	1	0.0-0	0	0-0	0	0	0
TEXANS	675	209	884	25.0-175	62	12-178	60	14	9

## SPECIAL TEAMS STATISTICS

SPECIAL TEAMS	Solo	Asst	Total	PAT	Blocks Punt	FG	Forced Fumbles	Fumble Recoveries
K.Bentley	16	7	23	0	0	0	0	0
A.Molden	16	3	19	0	0	0	0	1
D.Barber	8	2	10	0	0	0	0	0
D.Faggins	7	2	9	0	0	0	0	0
J.Dreessen	6	2	8	0	0	0	0	0
C.Thompson	4	4	8	0	0	0	0	0
N.Ferguson	6	1	7	0	0	0	0	0
C.Sapp	5	0	5	0	0	0	0	0
V.Leach	4	0	4	0	0	0	0	0
J.Reeves	2	1	3	0	0	0	0	1
B.Harrison	3	0	3	0	0	0	0	0
A.Davis	3	0	3	0	0	0	0	0
W.Demps	0	2	2	0	0	0	0	0
R.Moats	1	2	3	0	0	0	1	0
J.Nading	1	1	2	0	0	0	0	0
M.Greenwood	0	2	2	0	0	0	0	0
C.Taylor	1	0	1	0	0	0	0	0
F.Bennett	2	0	2	0	0	0	0	0
T.Bulman	1	0	1	0	0	0	0	0
K.Brown	1	0	1	0	0	0	0	1
X.Adibi	1	0	1	0	0	0	0	0
D.Anderson	0	1	1	0	0	0	0	0
B.Pittman	0	1	1	0	0	0	0	0
TEAM	1	0	1	0	0	0	0	0
J.Jones	0	0	0	0	0	0	1	1
TEXANS	89	31	120	0	0	0	2	4



# 2009 FINAL STATISTICS (9-7)

Date	W/L	Score	Opponent	Attendance
9/13	L	7-24	N.Y. Jets	70,118*
9/20	W	34-31	at Tennessee	69,143*
9/27	L	24-31	Jacksonville	70,083*
10/4	W	29-6	Oakland	70,291*
10/11	L	21-28	at Arizona	61,819
10/18	W	28-17	at Cincinnati	64,019*
10/25	W	24-21	San Francisco	70,820*
11/1	W	31-10	at Buffalo	69,790
11/8	L	17-20	at Indianapolis	66,033*
11/23	L	17-20	Tennessee	71,153*
11/29	L	27-35	Indianapolis	70,990*
12/6	L	18-23	at Jacksonville	42,079
12/13	W	34-7	Seattle	70,380*
12/20	W	16-13	at St. Louis	46,256
12/27	W	27-20	at Miami	65,847
1/3/10	W	34-27	New England	71,029*

\*Sellouts

TEAM STATISTICS	TEXANS	Opponents
TOTAL FIRST DOWNS	340	300
Rushing	93	91
Passing	231	175
Penalty	16	34
3rd Down: Made/Att	82/204	79/201
3rd Down Pct.	40.2%	39.3%
4th Down: Made/Att	8/12	9/21
4th Down Pct.	66.7%	42.9%
POSSESSION AVG.	31:54	28:06
TOTAL NET YARDS	6,129	5,198
Avg. Per Game	383.1	324.9
Total Plays	1,043	974
Avg. Per Play	5.9	5.3
NET YARDS RUSHING	1,475	1,711
Avg. Per Game	92.2	106.9
Total Rushes	425	396
NET YARDS PASSING	4,654	3,487
Avg. Per Game	290.9	217.9
Sacked/Yards Lost	25/149	30/187
Gross Yards	4,803	3,674
Attempts/Completions	593/399	548/344
Completion Pct.	67.3%	62.8%
Had Intercepted	17	14
PUNTS/AVERAGE	67/42.8	76/46.8
NET PUNTING AVG.	39.4	40.4
PENALTIES/YARDS	95/833	92/728
FUMBLES/BALL LOST	21/11	27/13
TOUCHDOWNS	46	39
Rushing	13	17
Passing	29	19
Returns	4	3

SCORE BY PERIODS	1	2	3	4	OT	Total
TEXANS	89	131	75	93	0	388
Opponents	57	135	58	83	0	333

SCORING	TD	Ru	Pa	Rt	PAT	FG	SAF	TP
K.Brown	0	0	0	0	43/44	21/32	0	106
A.Johnson	9	0	9	0	0/0	0/0	1	56
J.Jones - b	7	0	6	1	0/0	0/0	0	42
S.Slaton	7	3	4	0	0/0	0/0	0	42
R.Moats	5	4	1	0	0/0	0/0	0	30
O.Daniels	5	0	5	0	0/0	0/0	0	30
C.Brown	3	3	0	0	0/0	0/0	0	18
A.Foster	3	3	0	0	0/0	0/0	0	18
K.Walter	2	0	2	0	0/0	0/0	0	12
B.Pollard - c	2	0	0	2	0/0	0/0	0	12
J.Dreessen	1	0	1	0	0/0	0/0	0	6
V.Leach	1	0	1	0	0/0	0/0	0	6
D.Barber - a	1	0	0	1	0/0	0/0	0	6
Z.Diles	0	0	0	0	0/0	0/0	0	2
B.Cushing	0	0	0	0	0/0	0/0	0	2
TEXANS	46	13	29	4	43/44	21/32	1	388
Opponents	39	17	19	3	39/39	20/23	0	333

2-Pt. Conversions: TEXANS 1/2, Opponents: 0/0

a-48-yard fumble returned for touchdown (NYJ); b-95-yard punt return for touchdown (OAK);

c-70-yard interception return for touchdown (SEA) fumble recovery in end zone (NE).

RUSHING	No.	Yds	Avg	Long	TD
S.Slaton	131	437	3.3	32t	3
R.Moats	101	390	3.9	17	4
C.Brown	79	267	3.4	13	3
A.Foster	54	257	4.8	24	3
M.Schaub	48	57	1.2	19	0
K.Walter	4	26	6.5	13	0
J.Jones	3	22	7.3	17	0
A.Johnson	2	10	5.0	7	0
R.Grossman	3	9	3.0	8	0
TEXANS	425	1,475	3.5	32t	13
Opponents	396	1,711	4.3	91t	17

RECEIVING	No.	Yds	Avg	Long	TD
A.Johnson	101	1,569	15.5	72t	9
K.Walter	53	611	11.5	41	2
S.Slaton	44	417	9.5	38t	4
O.Daniels	40	519	13.0	44	5
D.Anderson	38	370	9.7	27	0
J.Jones	27	437	16.2	45	6
J.Dreessen	26	320	12.3	25t	1
V.Leach	20	155	7.8	26	1
C.Brown	16	74	4.6	12	0
R.Moats	13	106	8.2	20	1
A.Foster	8	93	11.6	20	0
J.Casey	6	64	10.7	32	0
A.Davis	6	59	9.8	21	0
A.Hill	1	9	9.0	9	0
TEXANS	399	4,803	12.0	72t	29
Opponents	344	3,674	10.7	69t	19

INTERCEPTIONS	No.	Yds	Avg	Long	TD
B.Pollard	4	121	30.3	70t	1
B.Cushing	4	26	6.5	20	0
E.Wilson	2	29	14.5	16	0
J.Reeves	1	19	19.0	19	0
J.Busing	1	14	14.0	14	0
D.Barber	1	3	3.0	3	0
B.McCain	1	0	0.0	0	0
TEXANS	14	212	15.1	70t	1
Opponents	17	294	17.3	91t	3

PUNTING	No.	Yds	Avg	Net	TB	In	Lg	B
M.Turk	67	2,866	42.8	39.4	6	24	62	0
TEXANS	67	2,866	42.8	39.4	6	24	62	0
Opponents	76	3,557	46.8	40.4	2	27	67	0

PUNT RETURNS	Ret	FC	Yds	Avg	Long	TD
J.Jones	39	14	426	10.9	62	0
G.Martinez	6	1	23	3.8	11	0
TEXANS	45	15	449	10.0	62	0
Opponents	24	24	104	4.3	18	0

KICKOFF RETURNS	No	Yds	Avg	Long	TD
A.Davis	33	782	23.7	63	0
J.Jones	24	638	26.6	95t	1
V.Leach	2	23	11.5	15	0
G.Martinez	1	6	6.0	6	0
J.Busing	1	0	0.0	0	0
D.Robinson	1	0	0.0	0	0
J.Casey	1	0	0.0	0	0
K.Walter	1	0	0.0	0	0
TEXANS	64	1,449	22.6	95t	1
Opponents	71	1,597	22.5	71	0

FIELD GOALS	1-19	20-29	30-39	40-49	50+
K.Brown	0/0	11/13	6/9	2/6	2/4
TEXANS	0/0	11/13	6/9	2/6	2/4
Opponents	0/0	5/5	4/5	4/5	7/8

PASSING	Att	Comp	Yds	Cmp%	Yds/Att	TD	TD%	Int	Int%	Long	Sack/Lost	Rating
M.Schaub	583	396	4,770	67.9	8.2	29	5.0	15	2.6	72t	25/149	98.6
R.Grossman	9	3	33	33.3	3.7	0	0.0	1	11.1	21	0/0	5.6
C.Brown	1	0	0	0.0	0.0	0	0.0	1	100.0	0	0/0	0.0
TEXANS	593	399	4,803	67.3	8.1	29	4.9	17	2.9	72t	25/149	96.3
Opponents	548	344	3,674	62.8	6.7	19	3.5	14	2.6	69t	30/187	83.2

# 2009 FINAL STATISTICS (9-7)

## DEFENSIVE STATISTICS

TACKLES	Solo	Asst	Total	Sk Yds	Tackles For Loss	QB Hits	INT- Yards	Pass Def.	Forced Fumbles	Fumble Recoveries
B.Cushing	86	47	133	4.0-31	13	13	4-26	10	2	0
D.Ryans	93	30	123	1.0-7	14	5	0-0	2	1	1
B.Pollard	82	20	102	1.5-10	4	2	4-121	7	1	3
G.Quin	54	10	64	0.0-0	3	0	0-0	11	0	0
Z.Diles	45	16	61	0.0-0	7	1	0-0	1	2	1
Du.Robinson	42	7	49	0.0-0	6	0	0-0	5	0	0
M.Williams	38	5	43	9.0-52	13	20	0-0	3	2	1
A.Okoye	26	12	38	1.5-8	6	6	0-0	3	0	0
A.Smith	26	8	34	4.5-26	6	18	0-0	1	2	2
E.Wilson	23	6	29	0.0-0	0	0	2-29	3	1	0
J.Zgonina	23	5	28	2.5-11	3	3	0-0	0	0	1
J.Reeves	23	5	28	0.0-0	0	0	1-19	7	0	0
D.Barber	21	4	25	0.0-0	0	1	1-3	4	0	1
S.Cody	12	9	21	0.5-1	1	2	0-0	1	0	0
J.Busing	19	1	20	0.0-0	0	1	1-140	3	0	0
De.Robinson	16	4	20	0.0-0	0	0	0-0	4	1	0
T.Bulman	12	6	18	0.0-0	1	3	0-0	1	0	0
C.Barwin	11	5	16	4.5-43	4	7	0-0	3	0	1
F.Bennett	12	3	15	0.0-0	0	0	0-0	1	0	0
B.McCain	11	0	11	0.0-0	0	0	1-0	3	0	0
A.Johnson	4	0	4	0.0-0	0	0	0-0	0	0	1
D.Anderson	3	0	3	0.0-0	0	0	0-0	0	0	0
N.Ferguson	2	1	3	0.0-0	0	0	0-0	1	0	0
X.Adibi	2	1	3	0.0-0	0	1	0-0	0	0	0
B.Russell	1	2	3	0.0-0	0	0	0-0	0	0	0
T.Jamison	2	0	2	0.0-0	0	0	0-0	0	0	0
J.Jones	2	0	2	0.0-0	0	0	0-0	0	0	1
K.Bentley	1	0	1	0.0-0	0	0	0-0	0	0	0
J.Casey	1	0	1	0.0-0	1	0	0-0	0	0	0
J.Dreessen	1	0	1	0.0-0	0	0	0-0	0	0	0
C.Pitts	1	0	1	0.0-0	0	0	0-0	0	0	0
K.Studdard	1	0	1	0.0-0	0	0	0-0	0	0	0
C.Myers	1	0	1	0.0-0	0	0	0-0	0	0	0
E.Winston	1	0	1	0.0-0	0	0	0-0	0	0	0
C.White	1	0	1	0.0-0	0	0	0-0	0	0	0
O.Daniels	1	0	1	0.0-0	0	0	0-0	0	0	0
K.Walter	1	0	1	0.0-0	0	0	0-0	0	0	0
M.Schaub	1	0	1	0.0-0	0	0	0-0	0	0	1
R.Grossman	0	0	0	0.0-0	0	0	0-0	0	0	1
V.Leach	0	0	0	0.0-0	0	0	0-0	0	0	1
TEXANS	702	207	909	30.0-91	82	83	14-212	74	12	16

## SPECIAL TEAMS STATISTICS

SPECIAL TEAMS	Solo	Asst	Total	PAT	Blocks Punt	FG	Forced Fumbles	Fumble Recoveries
K.Bentley	9	11	20	0	0	0	0	0
A.Davis	11	1	12	0	0	0	0	2
J.Busing	7	5	12	0	0	0	0	0
G.Martinez	6	3	9	0	0	0	0	0
D.Barber	7	1	8	0	0	0	0	1
X.Adibi	7	1	8	0	0	0	1	0
R.Moats	6	0	6	0	0	0	0	0
N.Ferguson	6	1	7	0	0	0	0	0
J.Dreessen	4	2	6	0	0	0	0	0
C.Thompson	3	2	5	0	0	0	0	0
J.Casey	4	1	5	0	0	0	0	0
G.Quin	2	2	4	0	0	0	0	0
F.Bennett	3	0	3	0	0	0	0	1
C.Barwin	2	1	3	0	0	0	0	0
B.McCain	3	1	4	0	0	0	0	0
J.Reeves	2	1	3	0	0	0	0	0
A.Molden	1	1	2	0	0	0	0	0
A.Foster	1	1	2	0	0	0	0	0
D.Brown	1	0	1	0	0	0	0	0
B.Russell	1	0	1	0	0	0	0	0
K.Brown	1	0	1	0	0	0	0	0
Z.Diles	0	1	1	0	0	0	0	0
TEXANS	87	36	123	0	0	0	1	4
Opponents	71	23	94	0	0	3	0	3

# 2010 FINAL STATISTICS (6-10)

Date	W/L	Score	Opponent	Attendance
9/12	W	34-24	Indianapolis	70,974*
9/19	W	30-27 OT	at Washington	88,240*
9/26	L	13-27	Dallas	71,456*
10/3	W	31-24	at Oakland	32,218
10/10	L	10-34	N.Y. Giants	71,110*
10/17	W	35-31	Kansas City	70,926*
11/1	L	17-30	at Indianapolis	66,363*
11/7	L	23-29	San Diego	70,886*
11/14	L	24-31	at Jacksonville	62,340
11/21	L	27-30	at N.Y. Jets	78,843*
11/28	W	20-0	Tennessee	70,855*
12/2	L	24-34	at Philadelphia	69,144*
12/13	L	28-34 OT	Baltimore	71,413*
12/19	L	17-31	at Tennessee	69,143*
12/26	L	23-24	at Denver	73,691*
1/2/11	W	34-17	Jacksonville	71,023*

\*Sellouts

TEAM STATISTICS	Texans	Opponents
TOTAL FIRST DOWNS	360	352
Rushing	118	113
Passing	222	211
Penalty	20	28
3rd Down: Made/Att	79/192	77/195
3rd Down Pct.	41.1%	39.5%
4th Down: Made/Att	9/19	11/13
4th Down Pct.	47.4%	84.6%
POSSESSION AVG.	29:06	30:54
TOTAL NET YARDS	6,186	6,031
Avg. Per Game	386.6	376.9
Total Plays	1,029	1,010
Avg. Per Play	6.0	6.0
NET YARDS RUSHING	2,042	1,751
Avg. Per Game	127.6	109.4
Total Rushes	423	433
NET YARDS PASSING	4,144	4,280
Avg. Per Game	259.0	267.5
Sacked/Yards Lost	32/226	30/219
Gross Yards	4,370	4,499
Attempts/Completions	574/365	547/354
Completion Pct.	63.6%	64.7%
Had Intercepted	12	13
PUNTS/AVERAGE	63/42.1	67/43.7
NET PUNTING AVG.	36.8	38.1
PENALTIES/YARDS	90/690	105/851
FUMBLES/BALL LOST	15/6	16/5
TOUCHDOWNS	44	52
Rushing	20	16
Passing	24	33
Returns	0	3

SCORE BY PERIODS	1	2	3	4	OT	Total
TEXANS	53	98	108	128	3	390
Opponents	96	139	75	111	6	427

SCORING	TD	Ru	Pa	Rt	PAT	FG	SAF	TP
N.Rackers	0	0	0	0	43/43	27/30	0	124
A.Foster	18	16	2	0	0/0	0/0	0	108
A.Johnson	8	0	8	0	0/0	0/0	0	48
K.Walter	5	0	5	0	0/0	0/0	0	30
D.Ward	4	4	0	0	0/0	0/0	0	24
J.Dreessen	4	0	4	0	0/0	0/0	0	24
J.Jones	3	0	3	0	0/0	0/0	0	20
O.Daniels	2	0	2	0	0/0	0/0	0	12
TEXANS	44	20	24	0	43/43	27/30	0	390
Opponents	52	16	33	3	50/50	21/27	0	427

2-Pt. Conversions: TEXANS 1/1, Opponents: 1/1

Sacks: M.Williams 8.5, M.Anderson 4.0, A.Smith 4.0, A.Okoye 3.0, B.Pollard 2.5, B.Cushing 1.5, T.Jamison 1.0, D.Lewis 1.0, E.Mitchell 1.0, T.Nolan 1.0, D.Ryans 1.0, D.Sharpton 1.0, J.Nading 0.5. **TEXANS: 30.0, Opponents: 32.0**

Fumbles/Lost: M.Schaub 9/3, A.Foster 3/2, J.Dreessen 1/1, A. Johnson 1/0, J.Jones 1/0. **TEXANS: 15/6, Opponents: 16/5**

Fumble Recoveries: G.Quin 2, K.Bentley 1, T.Nolan 1, A.Okoye 1. **Total: 5**

RUSHING	No.	Yds	Avg	Long	TD
A.Foster	327	1,616	4.9	74t	16
D.Ward	50	315	6.3	38t	4
S.Slaton	19	93	4.9	23	0
M.Schaub	22	28	1.3	8	0
A.Johnson	2	10	5.0	7	0
J.Jones	2	7	3.5	10	0
M.Turk	1	-27	-27.0	-27	0
TEXANS	423	2,042	4.8	74t	20
Opponents	433	1,751	4.0	42	16

RECEIVING	No.	Yds	Avg	Long	TD
A.Johnson	86	1,216	14.1	60	8
A.Foster	66	604	9.2	50	2
K.Walter	51	621	12.2	35	5
J.Jones	51	562	11.0	47	3
O.Daniels	38	471	12.4	31	2
J.Dreessen	36	518	14.4	43t	4
D.Anderson	11	117	10.6	35	0
J.Casey	8	98	12.3	33	0
V.Leach	8	91	11.4	21	0
D.Ward	7	61	8.7	12	0
S.Slaton	3	11	3.7	12	0
D.Dickerson	0	0	0	0	0
TEXANS	365	4,370	12.0	60	24
Opponents	354	4,499	12.7	73t	33

INTERCEPTIONS	No.	Yds	Avg	Long	TD
T.Nolan	3	35	11.7	20	0
G.Quin	3	12	4.0	10	0
J.Allen	3	1	0.3	1	0
K.Jackson	2	23	11.5	23	0
K.Bentley	1	18	18.0	18	0
S.McManis	1	1	1.0	1	0
TEXANS	13	90	6.9	23	0
Opponents	12	107	8.9	25t	2

PUNTING	No.	Yds	Avg	Net	TB	In	Lg	B
M.Turk	63	2,650	42.1	36.8	5	19	60	0
TEXANS	63	2,650	42.1	36.8	5	19	60	0
Opponents	67	2,930	43.7	38.1	7	31	59	0

PUNT RETURNS	Ret	FC	Yds	Avg	Long	TD
J.Jones	29	15	204	7.0	39	0
D.Anderson	4	1	26	6.5	17	0
B.Pollard	1	0	5	5.0	5	0
A.Molden	1	0	0	0.0	0	0
TEXANS	35	16	235	6.7	39	0
Opponents	29	14	233	8.0	30	0

KICKOFF RETURNS	No	Yds	Avg	Long	TD
S.Slaton	39	767	19.7	50	0
J.Jones	23	494	21.5	35	0
V.Leach	3	40	13.3	26	0
S.McManis	1	25	25.0	25	0
E.Mitchell	1	0	0.0	0	0
TEXANS	67	1,326	19.8	50	0
Opponents	72	1,741	24.2	103t	1

FIELD GOALS	1-19	20-29	30-39	40-49	50+
N.Rackers	0/0	8/8	11/11	5/7	3/4
TEXANS	0/0	8/8	11/11	5/7	3/4
Opponents	0/0	6/7	9/10	6/8	0/2

PASSING	Att	Comp	Yds	Cmp%	Yds/Att	TD	TD%	Int	Int%	Long	Sack/Lost	Rating
M.Schaub	574	365	4,370	63.6	7.6	24	4.2	12	2.1	60	32/226	92.0
TEXANS	574	365	4,370	63.6	7.6	24	4.2	12	2.1	60	32/226	92.0
Opponents	547	354	4,499	64.7	8.2	33	6.0	13	2.4	73t	30/219	100.5



# 2010 FINAL STATISTICS (6-10)

## DEFENSIVE STATISTICS

TACKLES	Solo	Asst	Total	Sk Yds	Tackles For Loss	QB Press	INT- Yards	Pass Def.	Forced Fumbles	Fumble Recoveries
B.Pollard	82	30	112	2.5-14	4	4	0-0	5	4	0
G.Quin	71	14	85	0.0-0	3	1	3-12	14	1	2
Z.Diles	58	23	81	0.0-0	4	2	0-0	0	0	0
B.Cushing	53	23	76	1.5-12	8	12	0-0	4	1	0
K.Jackson	57	13	70	0.0-0	1	0	2-23	10	0	0
E.Wilson	41	15	56	0.0-0	0	0	0-0	3	0	0
D.Ryans	32	22	54	1.0-10	2	2	0-0	2	0	0
K.Bentley	32	19	51	0.0-0	3	2	1-18	1	0	1
A.Okoye	27	17	44	3.0-27	7	11	0-0	0	0	1
S.Cody	21	17	38	0.0-0	3	2	0-0	0	0	0
A.Smith	23	15	38	4.0-28	6	17	0-0	2	1	0
T.Nolan	27	9	36	1.0-8	1	2	3-35	5	0	1
M.Williams	22	6	28	8.5-54.5	10	19	0-0	2	1	0
E.Mitchell	18	10	28	1.0-8	3	1	0-0	0	0	0
J.Allen	22	1	23	0.0-0	0	0	3-1	4	0	0
B.McCain	17	5	22	0.0-0	0	0	0-0	2	0	0
M.Anderson	16	5	21	4.0-36	6	8	0-0	2	0	0
D.Sharpton	13	8	21	1.0-9	3	1	0-0	0	0	0
X.Adibi	13	5	18	0.0-0	2	0	0-0	0	1	0
D.Lewis	13	4	17	1.0-6	1	1	0-0	1	0	0
T.Jamison	12	3	15	1.0-3	2	1	0-0	0	0	0
J.Nading	4	5	9	0.5-3.5	0	1	0-0	1	0	0
D.Nixon	6	0	6	0.0-0	0	0	0-0	0	0	0
A.Ogunleye	1	1	2	0.0-0	0	1	0-0	0	0	0
S.McManis	1	1	2	0.0-0	0	0	1-1	1	0	0
M.Schaub	1	0	1	0.0-0	0	0	0-0	0	0	1
D.Barber	1	0	1	0.0-0	0	0	0-0	0	0	0
A.Foster	0	0	0	0.0-0	0	0	0-0	0	1	1
D.Anderson	0	0	0	0.0-0	0	0	0-0	0	1	1
TEXANS	684	271	955	30.0-219	69	88	13-90	59	11	8
Opponents	726	236	962	32.0-226	73	71	12-107	71	13	12

MISCELLANEOUS TACKLES: S.Slaton 2, A.Johnson 2, J.Dreessen 2, C.Myers 2, K.Walter 2, TEAM 2, M.Schaub 1, W.Smith 1, D.Anderson 1, D.Brown 1, O.Daniels 1

MISCELLANEOUS FUMBLE RECOVERIES: E.Winston 2, R.Butler 1, A.Johnson 1, J.Jones 1, M.Schaub 1, W.Smith 1, D.Ward 1

## SPECIAL TEAMS STATISTICS

	Solo	Asst	Total	PAT	Blocks Punt	FG	Forced Fumble	Fumble Recoveries
J.Casey	10	7	17	0	0	0	0	0
D.Sharpton	10	3	13	0	0	0	0	0
T.Nolan	10	3	13	0	0	0	0	0
S.McManis	8	3	11	0	0	0	0	0
N.Rackers	4	4	8	0	0	0	0	0
V.Leach	6	2	8	0	0	0	0	0
J.Dreessen	7	0	7	0	0	0	0	0
A.Molden	5	1	6	0	0	0	0	0
D.Barber	4	1	5	0	0	0	0	0
J.Allen	2	2	4	0	0	0	0	0
D.Anderson	4	0	4	0	0	0	1	0
S.Keglar	3	1	4	0	0	0	0	0
K.Bentley	3	1	4	0	0	0	0	0
X.Adibi	3	1	4	0	0	0	1	0
D.Nixon	2	2	4	0	0	0	0	0
B.McCain	3	0	3	0	0	0	0	0
J.Weeks	1	2	3	0	0	0	0	0
K.Paymah	2	0	2	0	0	0	0	0
G.Graham	2	0	2	0	0	0	0	0
J.Nading	1	0	1	0	0	0	0	0
J.Wall	1	0	1	0	0	0	0	0
Z.Diles	1	0	1	0	0	0	0	0
M.Turk	0	1	1	0	0	0	0	0
B.Pollard	0	0	0	0	0	1	0	0
TEXANS	93	34	127	0	0	1	2	0
Opponents	94	39	133	0	0	0	0	3

# 2011 FINAL STATISTICS (10-6)

Date	W/L	Score	Opponent	Attendance
9/11	W	34-7	Indianapolis	71,444
9/18	W	23-13	at Miami	51,032
9/25	L	33-40	at New Orleans	73,002
10/2	W	17-10	Pittsburgh	71,585
10/9	L	20-25	Oakland	71,420
10/16	L	14-29	at Baltimore	71,154
10/23	W	41-7	at Tennessee	69,143
10/30	W	24-14	Jacksonville	71,412
11/6	W	30-12	Cleveland	71,511
11/13	W	37-9	at Tampa Bay	56,037
11/27	W	20-13	at Jacksonville	62,004
12/4	W	17-10	Atlanta	71,545
12/11	W	20-19	at Cincinnati	40,202
12/18	L	13-28	Carolina	71,540
12/22	L	16-19	at Indianapolis	64,159
1/1/12	L	22-23	Tennessee	71,512

TEAM STATISTICS	TEXANS	Opponents
TOTAL FIRST DOWNS	321	270
Rushing	131	73
Passing	176	166
Penalty	14	31
3rd Down: Made/Att	93/224	76/212
3rd Down Pct.	41.5%	35.8%
4th Down: Made/Att	3/11	6/13
4th Down Pct.	27.3%	46.2%
POSSESSION AVG.	32:41	27:20
TOTAL NET YARDS	5,954	4,571
Avg. Per Game	372.1	285.7
Total Plays	1,046	960
Avg. Per Play	5.7	4.8
NET YARDS RUSHING	2,448	1,536
Avg. Per Game	153.0	96.0
Total Rushes	546	378
NET YARDS PASSING	3,506	3,035
Avg. Per Game	219.1	189.7
Sacked/Yards Lost	33/190	44/287
Gross Yards	3,696	3,322
Attempts/Completions	467/288	538/279
Completion Pct.	61.7%	51.9%
Had Intercepted	9	17
PUNTS/AVERAGE	74/44.0	83/46.9
NET PUNTING AVG.	37.7	39.6
PENALTIES/YARDS	99/852	88/686
FUMBLES/BALL LOST	20/11	18/10
TOUCHDOWNS	41	27
Rushing	18	8
Passing	20	18
Returns	3	1

SCORE BY PERIODS	1	2	3	4	OT	Total
TEXANS	110	107	63	101	0	381
Opponents	39	78	56	105	0	278

SCORING	TD	Ru	Pa	Rt	PAT	FG	SAF	TP
N.Rackers	0	0	0	0	39/40	32/38	0	135
A.Foster	12	10	2	0	0/0	0/0	0	72
J.Dreessen	6	0	6	0	0/0	0/0	0	36
B.Tate	4	4	0	0	0/0	0/0	0	24
O.Daniels	3	0	3	0	0/0	0/0	0	18
J.Jones	3	0	2	1	0/0	0/0	0	18
K.Walter	3	0	3	0	0/0	0/0	0	18
A.Johnson	2	0	2	0	0/0	0/0	0	12
D.Ward	2	2	0	0	0/0	0/0	0	12
M.Schaub	2	2	0	0	0/0	0/0	0	12
W.Smith	1	0	0	1	0/0	0/0	0	6
B.Johnson	1	0	1	0	0/0	0/0	0	6
B.McCain	1	0	0	1	0/0	0/0	0	6
J.Casey	1	0	1	0	0/0	0/0	0	6
TEXANS	41	18	20	3	39/40	32/38	0	381
Opponents	27	8	18	1	22/22	30/36	2	278

2-Pt. Conversions: TEXANS 0/1, Opponents: 2/5

SACKS: C.Barwin 11.5, A.Smith 6.5, B.Reed 6.0, J.Watt 5.5, M.Williams 5.0, B.Cushing 4.0, T.Jamison 2.0, S.Cody 1.0, E. Mitchell 1.0, J. Nading 0.5, B. Braman 0.5, T.Nolan 0.5  
TEXANS: 44.0, Opponents: 33.0

FUMBLES/LOST: B.Tate 4/3, A. Foster 4/3, D. Manning 1/0, M. Schaub 3/1, T. Yates 5/3, J. Delhomme 1/1, S. McManis 1/0  
TEXANS: 19/11, Opponents: 17/9

FUMBLE RECOVERIES: J.Watt 2, B. Reed 2, B. Braman 1, S.Cody 1, T. Jamison 1, J. Nading 1, G. Quin 1. Total: 9

PASSING	Att	Comp	Yds	Cmp%	Yds/Att	TD	TD%	Int	Int%	Long	Sack/Lost	Rating
M.Schaub	292	178	2,479	61.0	8.5	15	5.1	6	2.1	80t	16/98	96.8
T.Yates	134	82	949	61.2	7.1	3	2.2	3	2.2	50	15/74	80.7
J.Delhomme	28	18	211	64.3	7.5	1	3.6	0	0.0	40	2/18	98.9
M.Leinart	13	10	57	76.9	4.4	1	7.7	0	0.0	20t	0/0	110.1
TEXANS	467	288	3,696	61.7	7.9	20	4.3	9	1.9	80t	33/190	92.7
Opponents	538	279	3,322	51.9	6.2	18	3.3	17	3.2	56	44/287	69.0

RUSHING	No.	Yds	Avg	Long	TD
A.Foster	278	1,224	4.4	43	10
B.Tate	175	942	5.4	56	4
D.Ward	45	154	3.4	15	2
T.Yates	14	57	4.1	17	0
S.Slaton	7	20	2.9	13	0
J.Jones	4	17	4.3	15	0
J.Casey	1	11	11.0	11	0
M.Schaub	15	9	0.6	3	2
A.Johnson	1	8	8.0	8	0
C.Ogbonnaya	3	6	2.0	4	0
B.Johnson	1	1	1.0	1	0
L.Vickers	1	0	0.0	0	0
J.Delhomme	0	0	0	0	0
M.Leinart	1	-1	-1.0	-1	0
TEXANS	546	2,448	4.5	56	18
Opponents	378	1,536	4.1	42	8

RECEIVING	No.	Yds	Avg	Long	TD
O.Daniels	54	677	12.5	34	3
A.Foster	53	617	11.6	78t	2
K.Walter	39	474	12.2	41	3
A.Johnson	33	492	14.9	50	2
J.Jones	31	512	16.5	80t	2
J.Dreessen	28	353	12.6	56t	6
J.Casey	18	260	14.4	62	1
B.Tate	13	98	7.5	14	0
B.Johnson	6	90	15.0	40	1
D.Mason	6	55	9.2	16	0
L.Vickers	4	29	7.3	17	0
G.Graham	1	24	24.0	24	0
D.Anderson	1	9	9.0	9	0
S.Slaton	1	6	6.0	6	0
J.Maehl	0	0	0	0	0
D.Ward	0	0	0	0	0
TEXANS	288	3,696	12.8	80t	20
Opponents	279	3,322	11.9	56	18

INTERCEPTIONS	No.	Yds	Avg	Long	TD
J.Joseph	4	40	10.0	29	0
J.Allen	4	34	8.5	34	0
B.McCain	2	48	24.0	38t	1
Q.Demps	2	47	23.5	42	0
D.Manning	2	22	11.0	22	0
B.Cushing	2	5	2.5	5	0
K.Jackson	1	0	0.0	0	0
TEXANS	17	196	11.5	42	1
Opponents	9	132	14.7	27	0

PUNTING	No.	Yds	Avg	Net	TB	In	Lg	B
B.Hartmann	58	2,573	44.4	37.8	7	15	69	0
M.Turk	16	683	42.7	37.4	1	4	55	0
TEXANS	74	3,256	44.0	37.7	8	19	69	0
Opponents	83	3,896	46.9	39.6	4	25	70	0

PUNT RETURNS	Ret	FC	Yds	Avg	Long	TD
J.Jones	49	7	518	10.6	79t	1
S.Keo	1	1	11	11.0	11	0
T.Holliday	1	3	0	0.0	0	0
TEXANS	51	11	529	10.4	79t	1
Opponents	32	20	307	9.6	33	0

KICKOFF RETURNS	No	Yds	Avg	Long	TD
D.Manning	13	356	27.4	46	0
S.McManis	10	205	20.5	45	0
Q.Demps	5	169	33.8	50	0
J.Casey	1	0	0.0	0	0
TEXANS	29	730	25.2	50	0
Opponents	46	1,030	22.4	63	0

FIELD GOALS	1-19	20-29	30-39	40-49	50+
N.Rackers	0/0	13/13	9/10	4/8	3/4
TEXANS	0/0	13/13	9/10	4/8	3/4
Opponents	1/1	6/7	6/9	8/9	6/7

# 2011 FINAL STATISTICS (10-6)

## DEFENSIVE STATISTICS

TACKLES	Solo	Asst	Total	Sk Yds	Tackles For Loss	QB Press	INT- Yards	Pass Def.	Forced Fumbles	Fumble Recoveries
B.Cushing	76	38	114	4.0-21.0	8	12	2-5	5	2	0
G.Quin	59	18	77	0.0-0.0	2	0	0-0	9	0	1
D.Ryans	44	20	64	0.0-0.0	6	2	0-0	4	1	0
D. Manning	44	15	59	0.0-0.0	0	2	2-22	4	0	0
J.Watt	49	7	56	5.5-47.5	13	14	0-0	4	0	2
C.Barwin	34	13	47	11.5-78.5	12	27	0-0	7	1	0
J.Joseph	40	4	44	0.0-0.0	2	0	4-40	15	1	0
B.Reed	30	14	44	6.0-36.0	7	11	0-0	3	0	2
K.Jackson	35	5	40	0.0-0.0	2	0	1-0	7	1	0
J.Allen	33	4	37	0.0-0.0	2	0	4-34	11	0	0
T.Nolan	25	7	32	0.5-0.5	1	1	0-0	4	0	0
E.Mitchell	14	13	27	1.0-0.0	0	1	0-0	1	0	0
A.Smith	19	6	25	6.5-44.5	10	16	0-0	3	1	0
B.McCain	24	1	25	0.0-0.0	0	1	2-48	12	0	0
S.Cody	16	7	23	1.0-7.0	2	3	0-0	2	0	1
Q.Demps	18	4	22	0.0-0.0	0	1	2-47	4	0	0
T.Jamison	14	5	19	2.0-16.0	2	3	0-0	2	1	1
T.Bulman	6	6	12	0.0-0.0	0	0	0-0	0	0	0
M.Williams	10	1	11	5.0-29.0	5	6	0-0	1	1	0
D.Sharpton	9	0	9	0.0-0.0	0	0	0-0	0	0	0
T.Dobbins	2	2	4	0.0-0.0	1	0	0-0	1	1	0
M.Alexander	3	0	3	0.0-0.0	0	0	0-0	0	0	0
J.Nading	2	1	3	0.5-3.5	1	0	0-0	0	0	0
B.Harris	1	0	1	0.0-0.0	0	1	0-0	0	0	0
B.Braman	0	1	1	0.5-3.5	1	1	0-0	0	0	1
TEXANS	607	192	799	44.0-287	77	102	17-196	99	10	8
Opponents	749	220	969	33.0-190	75	52	9-132	62	15	12

MISCELLANEOUS TACKLES: J.Jones 2, K.Walter 2, A.Foster 2, E.Winston 2, M.Brisiel 2 (1 assist), W.Smith 2, A.Caldwell 1, A.Foster 1, A.Johnson 1, C.Myers 1, T.Yates 1; O.Daniels 1 (assist)

MISCELLANEOUS FUMBLE RECOVERIES: W.Smith 2, A.Foster 2, M.Schaub 1, K.Walter 1, E.Winston 1, T.Yates 1

MISCELLANEOUS FORCED FUMBLES: M.Brisiel, 1

## SPECIAL TEAMS STATISTICS

	Solo	Asst	Total	PAT	Blocks Punt	FG	Forced Fumble	Fumble Recoveries
T.Dobbins	9	0	9	0	0	0	0	0
J.Allen	8	0	8	0	0	0	0	0
J.Nading	7	1	8	0	0	0	1	0
B.Braman	5	2	7	0	0	0	0	0
S.McManis	4	1	5	0	0	0	1	0
J.Dreessen	4	0	4	0	0	0	0	0
B.Hartmann	4	0	4	0	0	0	0	0
S.Keo	4	0	4	0	0	0	0	0
M.Alexander	4	0	4	0	0	0	0	0
T.Nolan	3	0	3	0	0	0	0	0
J.Casey	3	0	3	0	0	0	0	0
D.Barber	3	0	3	0	0	0	0	0
B.Johnson	3	0	3	0	0	0	0	0
D.Sharpton	3	0	3	0	0	0	0	0
B.McCain	3	0	3	0	0	0	0	0
N.Rackers	2	1	3	0	0	0	0	0
B.Harris	1	1	2	0	0	0	0	0
L.Vickers	2	0	2	0	0	0	0	0
K.Jackson	2	0	2	0	0	0	0	0
Q.Demps	0	1	1	0	0	0	0	0
D.Anderson	1	0	1	0	0	0	0	0
C.Ogbonnaya	1	0	1	0	0	0	0	0
B.Reed	1	0	1	0	0	0	0	0
M.Turk	0	1	1	0	0	0	0	0
E.Mitchell	0	0	0	0	0	0	0	2
D.Manning	0	0	0	0	0	1	0	0
J.Watt	0	0	0	0	0	1	0	0
TEXANS	77	8	85	0	0	2	2	2
Opponents	68	20	88	1	0	0	2	4

# 2011 POSTSEASON STATISTICS (1-1)

Date	W/L	Score	Opponent	Attendance
1/7/12	W	31-10	Cincinnati	71,725
1/15/12	L	13-20	at Baltimore	71,547

## TEAM STATISTICS

	Texans	Opponents
TOTAL FIRST DOWNS	35	32
Rushing	14	10
Passing	20	20
Penalty	1	2
3rd Down: Made/Att	11/27	10/29
3rd Down Pct.	40.7%	34.5%
4th Down: Made/Att	0/1	0/3
4th Down Pct.	0.0%	0.0%
POSSESSION AVG.	29:12	30:49
TOTAL NET YARDS	655	527
Avg. Per Game	327.5	263.5
Total Plays	120	128
Avg. Per Play	5.5	4.1
NET YARDS RUSHING	319	163
Avg. Per Game	159.5	81.5
Total Rushes	63	50
NET YARDS PASSING	336	364
Avg. Per Game	168.0	182.0
Sacked/Yards Lost	2/7	9/69
Gross Yards	343	433
Attempts/Completions	55/28	69/41
Completion Pct.	50.9%	59.4%
Had Intercepted	3	3
PUNTS/AVERAGE	10/45.1	12/49.1
NET PUNTING AVG.	41.1	44.4
PENALTIES/YARDS	8/107	3/25
FUMBLES/BALL LOST	3/1	4/0
TOUCHDOWNS	5	3
Rushing	3	1
Passing	1	2
Returns	1	0

## SCORE BY PERIODS

	1	2	3	4	OT	Total
TEXANS	10	20	7	7	0	44
Opponents	24	3	0	3	0	30

## SCORING

	TD	Ru	Pa	Rt	PAT	FG	SAF	TP
A.Foster	3	3	0	0	0/0	0/0	0	18
N.Rackers	0	0	0	0	5/5	3/4	0	14
A.Johnson	1	0	1	0	0/0	0/0	0	6
J.Watt	1	0	0	1	0/0	0/0	0	6
TEXANS	5	3	1	1	5/5	3/4	0	44
Opponents	3	1	2	0	3/3	3/4	0	30

2-Pt. Conversions: TEXANS 0/0, Opponents: 0/0

SACKS: J. Watt 3.5, B. Reed 3.5, E. Mitchell 1.0, A. Smith 1.0. TEXANS: 9.0, Opponents: 2.0

FUMBLES/LOST: J. Jones 2/1, A. Foster 1/0. TEXANS: 3/1, Opponents: 4/0

FUMBLE RECOVERIES: None. Total: 0

RUSHING	No.	Yds	Avg	Long	TD
A.Foster	51	285	5.6	42t	3
B.Tate	9	37	4.1	9	0
J.Casey	1	0	0.0	0	0
T.Yates	2	-3	-1.5	-1	0
TEXANS	63	319	5.1	42t	3
Opponents	50	163	3.3	19	1

RECEIVING	No.	Yds	Avg	Long	TD
A.Johnson	13	201	15.5	40t	1
A.Foster	8	51	6.4	16	0
O.Daniels	4	55	13.8	21	0
K.Walter	3	36	12.0	19	0
J.Dreessen	0	0	0	0	0
J.Casey	0	0	0	0	0
B.Tate	0	0	0	0	0
TEXANS	28	343	12.3	40t	1
Opponents	41	433	10.6	36	2

INTERCEPTIONS	No.	Yds	Avg	Long	TD
J.Watt	1	29	29.0	29t	1
D.Manning	1	0	0.0	0	0
J.Joseph	1	-1	-1.0	-1	0
TEXANS	3	28	9.3	29t	1
Opponents	3	1	0.3	1	0

PUNTING	No.	Yds	Avg	Net	TB	In	Lg	B
M.Turk	10	451	45.1	41.1	1	2	56	0
TEXANS	10	451	45.1	41.1	1	2	56	0
Opponents	12	589	49.1	44.4	2	2	64	0

PUNT RETURNS	Ret	FC	Yds	Avg	Long	TD
J.Jones	9	0	16	1.8	9	0
TEXANS	9	0	16	1.8	9	0
Opponents	3	5	20	6.7	8	0

KICKOFF RETURNS	No	Yds	Avg	Long	TD
D.Manning	4	133	33.3	60	0
TEXANS	4	133	33.3	60	0
Opponents	2	47	23.5	25	0

FIELD GOALS	1-19	20-29	30-39	40-49	50+
N.Rackers	0/0	0/0	2/2	1/1	0/1
TEXANS	0/0	0/0	2/2	1/1	0/1
Opponents	0/0	0/0	1/1	2/2	0/1

PASSING	Att	Comp	Yds	Cmp%	Yds/Att	TD	TD%	Int	Int%	Long	Sack/Lost	Rating
T.Yates	55	28	343	50.9	6.2	1	1.8	3	5.5	40t	2/7	53.8
TEXANS	55	28	343	50.9	6.2	1	1.8	3	5.5	40t	2/7	53.8
Opponents	69	41	433	59.4	6.3	2	2.9	3	4.3	36	9/69	69.3



# 2011 POSTSEASON STATISTICS (1-1)

## DEFENSIVE STATISTICS

TACKLES	Solo	Asst	Total	Sk Yds	Tackles For Loss	QB Press	INT- Yards	Pass Def.	Forced Fumbles	Fumble Recoveries
B.Cushing	10	9	19	0.0-0.0	1	0	0-0	1	0	0
D.Manning	13	3	16	0.0-0.0	0	0	1-0	2	0	0
J.Watt	11	3	14	3.5-29.0	4	4	1-29	1	0	0
B.Reed	9	4	13	3.5-23.0	2	3	0-0	0	1	0
D.Ryans	4	7	11	0.0-0.0	1	0	0-0	0	0	0
K.Jackson	7	1	8	0.0-0.0	0	0	0-0	1	0	0
J.Joseph	8	0	8	0.0-0.0	1	0	1--1	5	0	0
A.Smith	7	1	8	1.0-8.0	3	1	0-0	0	0	0
G.Quin	6	2	8	0.0-0.0	0	0	0-0	0	0	0
S.Cody	2	5	7	0.0-0.0	0	0	0-0	0	0	0
J.Allen	3	2	5	0.0-0.0	0	0	0-0	2	0	0
E.Mitchell	3	2	5	1.0-9.0	1	1	0-0	1	0	0
C.Barwin	5	0	5	0.0-0.0	0	2	0-0	0	0	0
Q.Demps	3	0	3	0.0-0.0	1	0	0-0	0	0	0
T.Jamison	1	1	2	0.0-0.0	0	0	0-0	1	0	0
T.Dobbins	2	0	2	0.0-0.0	0	0	0-0	0	0	0
B.McCain	0	0	0	0.0-0.0	0	0	0-0	2	0	0
J.Nading	0	0	0	0.0-0.0	0	0	0-0	0	1	0
TEXANS	94	40	134	9.0-69	14	11	3-28	16	2	0
Opponents	88	18	106	2.0-7	4	5	3-1	14	2	0

## SPECIAL TEAMS STATISTICS

	Solo	Asst	Total	PAT	Blocks Punt	FG	Forced Fumbles	Fumble Recoveries
J.Casey	3	0	3	0	0	0	0	0
T.Dobbins	1	0	1	0	0	0	0	0
J.Nading	1	0	1	0	0	0	1	0
J.Allen	1	0	1	0	0	0	0	0
J.Weeks	1	0	1	0	0	0	0	0
B.Braman	0	1	1	0	0	0	0	0
S.Keo	0	1	1	0	0	0	0	0
S.McManis	0	1	1	0	0	0	0	0
J.Jones	0	0	0	0	0	0	0	1
TEXANS	7	3	10	0	0	0	1	1
Opponents	13	0	13	0	0	0	1	2

# 2012 FINAL STATISTICS (12-4)

Date	W/L	Score	Opponent	Attendance
9/9	W	30-10	Miami	71,566
9/16	W	27-7	at Jacksonville	62,907
9/23	W	31-25	at Denver	76,566
9/30	W	38-14	Tennessee	71,581
10/8	W	23-17	at New York Jets	79,088
10/14	L	24-42	Green Bay	71,702
10/21	W	43-13	Baltimore	71,708
11/4	W	21-9	Buffalo	71,698
11/11	W	13-6	at Chicago	62,410
11/18	W 43-37 (OT)		Jacksonville	71,676
11/22	W 34-31 (OT)		at Detroit	64,827
12/2	W	24-10	at Tennessee	69,143
12/10	L	14-42	at New England	68,756
12/16	W	29-17	Indianapolis	71,702
12/23	L	6-23	Minnesota	71,688
12/30	L	16-28	at Indianapolis	66,957

## TEAM STATISTICS

	TEXANS	Opponents
TOTAL FIRST DOWNS	341	292
Rushing	114	94
Passing	205	167
Penalty	22	31
3rd Down: Made/Att	83/221	71/215
3rd Down Pct.	37.6%	33.0%
4th Down: Made/Att	4/7	5/16
4th Down Pct.	57.1%	31.3%
POSSESSION AVG.	32:53	27:07
TOTAL NET YARDS	5,953	5,172
Avg. Per Game	372.1	323.3
Total Plays	1,090	1,015
Avg. Per Play	5.5	5.1
NET YARDS RUSHING	2,123	1,560
Avg. Per Game	132.7	97.5
Total Rushes	508	390
NET YARDS PASSING	3,830	3,612
Avg. Per Game	239.4	225.8
Sacked/Yards Lost	28/216	44/269
Gross Yards	4,046	3,881
Attempts/Completions	554/354	581/308
Completion Pct.	63.9%	53.0%
Had Intercepted	13	15
PUNTS/AVERAGE	88/47.2	92/45.2
NET PUNTING AVG.	40.5	39.2
PENALTIES/YARDS	108/873	90/863
FUMBLES/BALL LOST	12/4	23/14
TOUCHDOWNS	46	38
Rushing	19	5
Passing	22	29
Returns	5	4

## SCORE BY PERIODS

	1	2	3	4	OT	Total
TEXANS	94	136	100	74	12	416
Opponents	77	83	85	83	3	331

## SCORING

	TD	Ru	Pa	Rt	PAT	FG	2PT	TP
S.Graham	0	0	0	0	45/45	31/38	0	138
A.Foster	17	15	2	0	0/0	0/0	0	102
O.Daniels	6	0	6	0	0/0	0/0	0	36
A.Johnson	4	0	4	0	0/0	0/0	0	24
J.Casey	3	0	3	0	0/0	0/0	0	18
G.Graham	3	0	3	0	0/0	0/0	0	18
B.Tate	2	2	0	0	0/0	0/0	0	12
K.Walter	2	0	2	0	0/0	0/0	0	12
J.Joseph	1	0	0	1	0/0	0/0	0	6
D.Manning	1	0	0	1	0/0	0/0	0	6
J.Forsett	1	1	0	0	0/0	0/0	0	6
T.Yates	1	1	0	0	0/0	0/0	0	6
B.Braman	1	0	0	1	0/0	0/0	0	6
L.Jean	1	0	1	0	0/0	0/0	0	6
K.Martin	1	0	1	0	0/0	0/0	0	6
D.Posey	1	0	0	1	0/0	0/0	0	6
K.Jackson	1	0	0	1	0/0	0/0	0	6
C.Barwin	0	0	0	0	0/0	0/0	0	2
TEXANS	46	19	22	5	45/45	31/38	0	416
Opponents	38	5	29	4	38/38	21/24	0	331

2-Pt. Conversions: TEXANS 0/0, Opponents: 0/0

SACKS: J.Watt 20.5, A.Smith 7.0, W.Mercilus 6.0, C.Barwin 3.0, B.Reed 2.5, T.Jamison 1.0, B.Ruud 1.0, G.Quin 1.0, D.Manning 1.0, B.McCain 0.5, B.James 0.5 TEXANS: 44.0, Opponents: 28.0

RUSHING	No.	Yds	Avg	Long	TD
A.Foster	351	1,424	4.1	46	15
J.Forsett	63	374	5.9	81t	1
B.Tate	65	279	4.3	25	2
K.Martin	4	53	13.3	21	0
J.Casey	1	6	6.0	6	0
T.Yates	2	-1	-0.5	1t	1
D.Posey	1	-3	-3.0	-3	0
M.Schaub	21	-9	-0.4	8	0
TEXANS	508	2,123	4.2	81t	19
Opponents	390	1,560	4.0	29	5

RECEIVING	No.	Yds	Avg	Long	TD
A.Johnson	112	1,598	14.3	60t	4
O.Daniels	62	716	11.5	39t	6
K.Walter	41	518	12.6	52t	2
A.Foster	40	217	5.4	23	2
J.Casey	34	330	9.7	30	3
G.Graham	28	263	9.4	30	3
B.Tate	11	49	4.5	11	0
K.Martin	10	85	8.5	18	1
L.Jean	6	151	25.2	54t	1
D.Posey	6	87	14.5	36	0
J.Forsett	3	38	12.7	18	0
M.Schaub	1	-6	-6.0	-6	0
A.Gardner	0	0	0	0	0
TEXANS	354	4,046	11.4	60t	22
Opponents	308	3,881	12.6	81t	29

INTERCEPTIONS	No.	Yds	Avg	Long	TD
K.Jackson	4	71	17.8	63t	1
J.Joseph	2	88	44.0	52t	1
D.Manning	2	59	29.5	55t	1
G.Quin	2	22	11.0	22	0
B.McCain	1	86	86.0	86	0
T.Dobbins	1	7	7.0	7	0
B.Cushing	1	1	1.0	1	0
S.Keo	1	1	1.0	1	0
D.Sharpton	1	-2	-2.0	-2	0
TEXANS	15	333	22.2	86	3
Opponents	13	136	10.5	26	0

PUNTING	No.	Yds	Avg	Net	TB	In	Lg	B
D.Jones	88	4,150	47.2	40.5	5	28	66	0
TEXANS	88	4,150	47.2	40.5	5	28	66	0
Opponents	90	4,156	45.2	40.0	3	35	70	2

PUNT RETURNS	Ret	FC	Yds	Avg	Long	TD
K.Martin	22	10	267	12.1	71	0
T.Holliday	16	6	147	9.2	36	0
TEXANS	38	16	414	10.9	71	0
Opponents	48	15	483	10.1	72t	1

KICKOFF RETURNS	No.	Yds	Avg	Long	TD
K.Martin	31	741	23.9	54	0
T.Holliday	10	194	19.4	30	0
D.Manning	1	18	18.0	18	0
J.Casey	1	0	0.0	0	0
S.Keo	1	0	0.0	0	0
TEXANS	44	953	21.7	54	0
Opponents	62	1,595	25.7	101t	2

FIELD GOALS	1-19	20-29	30-39	40-49	50+
S.Graham	1/1	8/8	11/11	7/9	4/9
TEXANS	1/1	8/8	11/11	7/9	4/9
Opponents	0/0	5/5	7/8	4/6	5/5

FUMBLES/LOST: A. Foster, 3/2, T. Yates 2/1, B. Tate, 1/1, T. Holliday, 1/0, M. Schaub 4/0, K. Martin 1/0. TEXANS: 12/4, Opponents: 22/14

OPP. FUMBLE RECOVERIES: T. Dobbins 4, J. Watt 2, B. James 2, C. Barwin 1, Q. Demps 1, D. Manning 1, W. Mercilus 1, D. Sharpton 1, A. Smith 1. Total: 14

PASSING	Att	Comp	Yds	Cmp%	Yds/Att	TD	TD%	Int	Int%	Long	Sack/Lost	Rating
M.Schaub	544	350	4,008	64.3	7.4	22	4.0	12	2.2	60t	27/216	90.7
T.Yates	10	4	38	40.0	3.8	0	0.0	1	10.0	19	1/0	11.7
TEXANS	554	354	4,046	63.9	7.3	22	4.0	13	2.3	60t	28/216	89.2
Opponents	581	308	3,881	53.0	6.7	29	5.0	15	2.6	81t	44/269	80.0

# 2012 FINAL STATISTICS (12-4)

## DEFENSIVE STATISTICS

TACKLES	Solo	Asst	Total	Sacks	Sk Yds	Tackles For Loss	QB Hits	INT- Yards	Pass Def.	Forced Fumbles	Fumble Recoveries
J.Watt	85	22	107	20.5	138.5	39	42	0	16	4	2
G.Quin	91	14	105	1.0	8.0	6	1	2 (22)	14	2	0
B.James	57	48	105	0.5	4.0	3	3	0	2	0	2
D.Manning	87	9	96	1.0	0.0	2	1	2 (59)	8	3	1
J.Joseph	60	7	67	0.0	0.0	0	0	2 (88)	11	0	0
K.Jackson	57	9	66	0.0	0.0	1	0	4 (71)	16	0	0
C.Barwin	39	26	65	3.0	15.0	12	16	0	4	0	1
E.Mitchell	25	30	55	0.0	0.0	1	1	0	3	1	0
A.Smith	35	16	51	7.0	51.0	7	17	0	3	2	1
T.Dobbins	30	19	49	0.0	0.0	2	2	1 (7)	4	0	4
B.Cushing	27	16	43	0.0	0.0	0	1	1 (1)	2	1	0
B.Reed	23	19	42	2.5	11.5	4	6	0	3	1	0
D.Sharpton	18	21	39	0.0	0.0	2	2	1 (-2)	2	0	1
J.Crick	17	15	32	0.0	0.0	0	2	0	2	0	0
Q.Demps	26	4	30	0.0	0.0	2	0	0	5	0	1
S.Cody	13	14	27	0.0	0.0	0	0	0	2	0	0
W.Mercilus	14	10	24	6.0	17.0	6	5	0	1	2	1
B.McCain	20	2	22	0.5	4.0	0	2	1 (86)	7	0	0
B.Ruud	8	7	15	1.0	8.0	1	1	0	2	0	0
B.Harris	10	2	12	0.0	0.0	0	0	0	3	0	0
T.Jamison	2	9	11	1.0	12.0	1	1	0	1	0	0
A.Ball	7	0	7	0.0	0.0	0	0	0	3	0	0
B.Braman	4	2	6	0.0	0.0	0	0	0	0	0	0
T.Nolan	4	1	5	0.0	0.0	0	0	0	0	0	0
R.Carmichael	5	0	5	0.0	0.0	0	0	0	1	0	0
S.Keo	2	2	4	0.0	0.0	0	0	1 (1)	1	0	0
J.Nading	1	2	3	0.0	0.0	0	0	0	0	0	0
T.McClain	0	1	1	0.0	0.0	0	0	0	0	0	0
<b>TEXANS</b>	<b>767</b>	<b>327</b>	<b>1,094</b>	<b>44.0</b>	<b>269.0</b>	<b>89</b>	<b>103</b>	<b>15 (333)</b>	<b>116</b>	<b>16</b>	<b>14</b>
<b>Opponents</b>	<b>730</b>	<b>212</b>	<b>942</b>	<b>28.0</b>	<b>216.0</b>	<b>84</b>	<b>71</b>	<b>13 (136)</b>	<b>67</b>	<b>8</b>	<b>4</b>

MISCELLANEOUS TACKLES: O.Daniels 4, A.Johnson 3, K.Martin 2, A.Caldwell 1, J.Casey 1, J.Forsett 1, A.Foster 1, G.Graham 1, D.Newton 1, K.Walter 1.

MISCELLANEOUS FUMBLE RECOVERIES: M.Schaub 2, A.Foster 1, R.Harris 1, C.Myers 1, T.Yates 1.

## SPECIAL TEAMS STATISTICS

	Solo	Asst	Total	Blocked PAT	Blocked Punt	Blocked FG	Forced Fumbles	Fumble Recoveries
B.Braman	14	2	16	0	2	0	0	0
A.Ball	11	2	13	0	0	0	1	0
J.Nading	10	3	13	0	0	0	0	0
S.Keo	7	4	11	0	0	0	0	0
T.Dobbins	7	2	9	0	0	0	0	0
Q.Demps	6	3	9	0	0	0	0	0
W.Mercilus	5	2	7	0	0	0	0	0
M.Alexander	4	1	5	0	0	0	0	0
B.McCain	5	0	5	0	0	0	0	0
D.Posey	2	3	5	0	0	0	0	0
R.Carmichael	5	0	5	0	0	0	0	0
J.Forsett	4	0	4	0	0	0	0	0
B.Ruud	4	0	4	0	0	0	0	0
T.Nolan	1	2	3	0	0	0	0	0
S.Graham	3	0	3	0	0	0	0	0
J.Casey	3	0	3	0	0	0	0	0
J.Weeks	0	2	2	0	0	0	0	0
B.Harris	2	0	2	0	0	0	0	0
D.Jones	1	1	2	0	0	0	0	0
G.Graham	1	0	1	0	0	0	0	0
D.Sharpton	1	0	1	0	0	0	0	0
E.Pleasant	1	0	1	0	0	0	0	0
T.Clutts	0	1	1	0	0	0	0	0
K.Martin	0	0	0	0	0	0	0	1
<b>TEXANS</b>	<b>97</b>	<b>28</b>	<b>125</b>	<b>0</b>	<b>2</b>	<b>0</b>	<b>1</b>	<b>1</b>
<b>Opponents</b>	<b>67</b>	<b>16</b>	<b>83</b>	<b>0</b>	<b>0</b>	<b>1</b>	<b>1</b>	<b>1</b>

# 2012 POSTSEASON STATISTICS (1-1)

Date	W/L	Score	Opponent	Attendance
1/5/13	W	19-13	Cincinnati (WC)	71,738
1/13/13	L	41-28	at New England (Div)	68,756

TEAM STATISTICS	TEXANS	Opponents
TOTAL FIRST DOWNS	49	36
Rushing	13	13
Passing	32	20
Penalty	4	3
3rd Down: Made/Att	12/32	6/22
3rd Down Pct.	37.5%	27.3%
4th Down: Made/Att	3/5	1/2
4th Down Pct.	60.0%	50.0%
POSSESSION AVG.	35:07	24:54
TOTAL NET YARDS	845	655
Avg. Per Game	422.5	327.5
Total Plays	152	113
Avg. Per Play	5.6	5.8
NET YARDS RUSHING	249	202
Avg. Per Game	124.5	101.0
Total Rushes	62	40
NET YARDS PASSING	596	453
Avg. Per Game	298.0	226.5
Sacked/Yards Lost	1/9	3/18
Gross Yards	605	471
Attempts/Completions	89/63	70/39
Completion Pct.	70.8%	55.7%
Had Intercepted	2	1
PUNTS/AVERAGE	8/38.5	10/49.7
NET PUNTING AVG.	34.5	46.6
PENALTIES/YARDS	10/75	10/107
FUMBLES/BALL LOST	3/0	1/0
TOUCHDOWNS	4	6
Rushing	2	2
Passing	2	3
Returns	0	1

SCORE BY PERIODS	1	2	3	4	OT	Total
TEXANS	6	16	7	18	0	47
Opponents	7	17	17	13	0	54

SCORING	TD	Ru	Pa	Rt	PAT	FG	2PT	TP
S.Graham	0	0	0	0	3/3	6/6	0	21
A.Foster	3	2	1	0	0/0	0/0	0	18
D.Posey	1	0	1	0	0/0	0/0	0	6
A.Johnson	0	0	0	0	0/0	0/0	1	2
TEXANS	4	2	2	0	3/3	6/6	1	47
Opponents	6	2	3	1	6/6	4/4	0	54

2-Pt. Conversions: TEXANS 1/1, Opponents: 0/0

SACKS: B.Reed 1.5, J.Watt 1.5. TEXANS: 3.0, Opponents: 1.0

FUMBLES/LOST: K. Martin 1/0, M. Schaub 1/0, K. Walter 1/0. TEXANS: 3/0. Opponents: 0/0

OPP. FUMBLE RECOVERIES: None

RUSHING	No.	Yds	Avg	Long	TD
A.Foster	54	230	4.3	21	2
K.Martin	1	16	16.0	16	0
M.Schaub	5	2	0.4	2	0
B.Tate	2	1	0.5	1	0
TEXANS	62	249	4.0	21	2
Opponents	40	202	5.1	29	2

Receiving	No.	Yds	Avg	Long	TD
O.Daniels	18	172	9.6	24	0
A.Foster	15	97	6.5	28	1
A.Johnson	12	157	13.1	22	0
K.Walter	6	41	6.8	12	0
G.Graham	5	42	8.4	20	0
J.Casey	4	49	12.3	20	0
D.Posey	3	47	15.7	25t	1
L.Jean	0	0	0	0	0
TEXANS	63	605	9.6	28	2
Opponents	39	471	12.1	47	3

Interceptions	No.	Yds	Avg	Long	TD
J.Joseph	1	14	14.0	14	0
TEXANS	1	14	14.0	14	0
Opponents	2	27	13.5	21t	1

PUNTING	No.	Yds	Avg	Net	TB	In	Lg	B
D.Jones	8	308	38.5	34.5	1	3	48	0
TEXANS	8	308	38.5	34.5	1	3	48	0
Opponents	10	497	49.7	46.6	0	5	64	0

PUNT RETURNS	Ret	FC	Yds	Avg	Long	TD
K.Martin	5	3	31	6.2	12	0
TEXANS	5	3	31	6.2	12	0
Opponents	4	1	12	3.0	12	0

Kickoff Returns	No.	Yds	Avg	Long	TD
D.Manning	6	263	43.8	94	0
J.Casey	1	14	14.0	14	0
TEXANS	7	277	39.6	94	0
Opponents	9	207	23.0	43	0

Field Goals	1-19	20-29	30-39	40-49	50+
S.Graham	0/0	4/4	0/0	1/1	1/1
TEXANS	0/0	4/4	0/0	1/1	1/1
Opponents	0/0	0/0	3/3	1/1	0/0

PASSING	Att	Comp	Yds	Cmp%	Yds/Att	TD	TD%	Int	Int%	Long	Sack/Lost	Rating
M.Schaub	89	63	605	70.8	6.8	2	2.2	2	2.2	28	1/9	87.5
TEXANS	89	63	605	70.8	6.8	2	2.2	2	2.2	28	1/9	87.5
Opponents	70	39	471	55.7	6.7	3	4.3	1	1.4	47	3/18	84.9



# 2012 POSTSEASON STATISTICS (1-1)

## DEFENSIVE STATISTICS

TACKLES	Solo	Asst	Total	Sacks	Sk Yds	Tackles For Loss	QB Hits	INT- Yards	Pass Def.	Forced Fumbles	Fumble Recoveries
B.James	6	9	15	0.0	0.0	2	0	0	0	0	0
G.Quin	6	8	14	0.0	0.0	1	2	0	3	0	0
J.Joseph	8	2	10	0.0	0.0	0	0	1 (14)	2	0	0
J.Watt	6	3	9	1.5	13.5	3	3	0	2	0	0
S.Keo	3	5	8	0.0	0.0	0	0	0	0	0	0
D.Manning	4	3	7	0.0	0.0	0	0	0	0	0	0
B.Reed	4	2	6	1.5	4.5	0	2	0	0	0	0
K.Jackson	4	2	6	0.0	0.0	0	0	0	2	0	0
B.Ruud	3	3	6	0.0	0.0	0	0	0	0	0	0
E.Mitchell	2	3	5	0.0	0.0	1	0	0	0	0	0
A.Smith	3	0	3	0.0	0.0	0	3	0	0	0	0
B.Harris	3	0	3	0.0	0.0	0	0	0	1	0	0
C.Barwin	2	0	2	0.0	0.0	1	0	0	1	0	0
A.Ball	1	0	1	0.0	0.0	0	0	0	0	0	0
J.Crick	0	1	1	0.0	0.0	0	0	0	0	0	0
W.Mercilus	0	1	1	0.0	0.0	0	0	0	0	0	0
TEXANS	55	42	97	3.0	18.0	8	10	1 (14)	11	0	0
Opponents	102	37	139	1.0	9.0	6	5	2 (27)	6	1	0

MISCELLANEOUS TACKLES: C.Myers 1

## SPECIAL TEAMS STATISTICS

	Solo	Asst	Total	Blocked PAT	Blocked Punt	Blocked FG	Forced Fumbles	Fumble Recoveries
A.Ball	4	0	4	0	0	0	0	0
D.Posey	2	0	2	0	0	0	0	0
Q.Demps	1	1	2	0	0	0	0	0
S.Graham	2	0	2	0	0	0	0	0
W.Mercilus	1	0	1	0	0	0	0	0
E.Pleasant	0	1	1	0	0	0	0	0
B.Braman	1	0	1	0	0	0	0	0
B.Harris	1	0	1	0	0	0	0	0
TEXANS	12	2	14	0	0	0	0	0
Opponents	8	6	14	0	0	0	0	1

# 2013 FINAL STATISTICS (2-14)

Date	W/L	Score	Opponent	Attendance
9/9	W	31-28	at San Diego	59,522
9/15	W	30-24 (OT)	Tennessee	71,718
9/22	L	30-9	at Baltimore	71,168
9/29	L	23-20 (OT)	Seattle	71,756
10/6	L	34-3	at San Francisco	69,732
10/13	L	38-13	St. Louis	71,104
10/20	L	17-16	at Kansas City	74,118
11/3	L	27-24	Indianapolis	71,778
11/10	L	27-24	at Arizona	60,845
11/17	L	28-23	Oakland	71,726
11/24	L	13-6	Jacksonville	71,659
12/1	L	34-31	New England	71,769
12/5	L	27-20	at Jacksonville	60,414
12/15	L	25-3	at Indianapolis	65,470
12/22	L	37-13	Denver	71,161
12/29	L	16-10	at Tennessee	69,143

TEAM STATISTICS	TEXANS	Opponents
TOTAL FIRST DOWNS	307	282
Rushing	90	88
Passing	198	158
Penalty	19	36
3rd Down: Made/Att	83/231	75/217
3rd Down Pct.	35.9%	34.6%
4th Down: Made/Att	6/17	3/8
4th Down Pct.	35.3%	37.5%
POSSESSION AVG.	31:00	29:00
TOTAL NET YARDS	5,556	5,081
Avg. Per Game	347.3	317.6
Total Plays	1,089	970
Avg. Per Play	5.1	5.2
NET YARDS RUSHING	1,743	1,958
Avg. Per Game	108.9	122.4
Total Rushes	414	454
NET YARDS PASSING	3,813	3,123
Avg. Per Game	238.3	195.2
Sacked/Yards Lost	42/370	32/187
Gross Yards	4,183	3,310
Attempts/Completions	633/371	484/287
Completion Pct.	58.6%	59.3%
Had Intercepted	22	7
PUNTS/AVERAGE	88/47.6	91/45.7
NET PUNTING AVG.	40.0	40.2
PENALTIES/YARDS	112/1,138	103/809
FUMBLES/BALL LOST	21/9	15/4
TOUCHDOWNS	28	48
Rushing	7	11
Passing	19	29
Returns	2	8

SCORE BY PERIODS	1	2	3	4	OT	Total
TEXANS	64	93	53	60	6	276
Opponents	97	113	106	109	3	428

SCORING	TD	Ru	Pa	Rt	PAT	FG	2PT	TP
R.Bullock	0	0	0	0	26/26	26/35	0	104
G.Graham	5	0	5	0	0/0	0/0	0	30
A.Johnson	5	0	5	0	0/0	0/0	0	30
B.Tate	4	4	0	0	0/0	0/0	0	24
O.Daniels	3	0	3	0	0/0	0/0	0	18
K.Martin	3	0	2	1	0/0	0/0	0	18
A.Foster	2	1	1	0	0/0	0/0	1	14
D.Hopkins	2	0	2	0	0/0	0/0	0	12
B.Cushing	1	0	0	1	0/0	0/0	0	6
C.Keenum	1	1	0	0	0/0	0/0	0	6
J.Grimes	1	1	0	0	0/0	0/0	0	6
R.Griffin	1	0	1	0	0/0	0/0	0	6
J.Mays	0	0	0	0	0/0	0/0	0	2
TEXANS	28	7	19	2	26/26	26/35	1	276
Opponents	48	11	29	8	46/46	30/35	1	428

2-Pt. Conversions: TEXANS 1/1, Opponents: 1/2

SACKS: J.Watt 10.5, W.Mercilus 7.0, A.Smith 5.0, B.Reed 3.0, E.Mitchell 1.5, B.Cushing 1.5, J.Mays 1.0, D.Manning 1.0, TEAM 1.0, J.Tarpinian 0.5 TEXANS: 32.0, Opponents: 42.0

RUSHING	No.	Yds	Avg	Long	TD
B.Tate	181	771	4.3	60	4
A.Foster	121	542	4.5	23	1
D.Johnson	49	183	3.7	29	0
J.Grimes	21	73	3.5	12	1
C.Keenum	14	72	5.1	22	1
D.Karim	12	51	4.3	14	0
M.Schaub	5	24	4.8	7	0
C.Wood	3	9	3.0	5	0
R.Graham	4	8	2.0	4	0
S.Keo	1	8	8.0	8	0
G.Jones	2	2	1.0	4	0
T.Yates	1	0	0.0	0	0
TEXANS	414	1,743	4.2	60	7
Opponents	454	1,958	4.3	80t	11

RECEIVING	No.	Yds	Avg	Long	TD
A.Johnson	109	1,407	12.9	62t	5
D.Hopkins	52	802	15.4	66	2
G.Graham	49	545	11.1	42t	5
B.Tate	34	140	4.1	10	0
O.Daniels	24	252	10.5	28	3
K.Martin	22	253	11.5	32	2
A.Foster	22	183	8.3	41	1
R.Griffin	19	244	12.8	40	1
D.Posey	15	155	10.3	42	0
D.Johnson	8	46	5.8	14	0
J.Grimes	6	76	12.7	31	0
G.Jones	5	34	6.8	19	0
L.Jean	4	35	8.8	11	0
R.Graham	1	12	12.0	12	0
D.Karim	1	-1	-1.0	0	0
TEXANS	371	4,183	11.3	66	19
Opponents	287	3,310	11.5	64t	29

INTERCEPTIONS	No.	Yds	Avg	Long	TD
J.Joseph	3	64	21.3	32	0
B.Cushing	1	18	18.0	18t	1
S.Keo	1	4	4.0	4	0
D.Sweatwinger	1	0	0.0	0	0
B.McCain	1	0	0.0	0	0
TEXANS	7	86	12.3	32	1
Opponents	22	357	16.2	98t	5

PUNTING	No.	Yds	Avg	Net	TB	In	Lg	B
S.Lechler	88	4,189	47.6	40.0	7	34	65	0
TEXANS	88	4,189	47.6	40.0	7	34	65	0
Opponents	91	4,161	45.7	40.2	7	31	64	0

PUNT RETURNS	Ret	FC	Yds	Avg	Long	TD
K.Martin	39	21	345	8.8	87t	1
S.Keo	3	0	15	5.0	9	0
TEXANS	42	21	360	8.6	87t	1
Opponents	43	23	530	12.3	82t	1

KICKOFF RETURNS	No.	Yds	Avg	Long	TD
K.Martin	36	947	26.3	50	0
D.Johnson	6	151	25.2	32	0
D.Karim	4	78	19.5	31	0
G.Jones	2	43	21.5	26	0
C.Wood	1	20	20.0	20	0
D.Manning	1	18	18.0	18	0
J.Crick	1	0	0.0	0	0
TEXANS	51	1,257	24.6	50	0
Opponents	39	1,004	25.7	57	0

FIELD GOALS	1-19	20-29	30-39	40-49	50+
R.Bullock	1/1	7/7	5/5	12/17	1/5
TEXANS	1/1	7/7	5/5	12/17	1/5
Opponents	0/0	5/5	10/10	11/14	4/6

FUMBLES/LOST: C. Keenum 6/2, B. Tate 5/2, D. Hopkins 1/1, J. Grimes 1/1, M. Schaub 2/1, K. Martin 2/1, G. Graham 2/1, C. Myers 1/0, T. Yates 1/0

TEXANS: 21/9, Opponents: 15/4

OPP. FUMBLE RECOVERIES: J. Watt 2, K. Jackson 1, T. McClain 1. Total: 4

PASSING	Att	Comp	Yds	Cmp%	Yds/Att	TD	TD%	Int	Int%	Long	Sack/Lost	Rating
M.Schaub	358	219	2,310	61.2	6.5	10	2.8	14	3.9	46	21/162	73.0
C.Keenum	253	137	1,760	54.2	7.0	9	3.6	6	2.4	66	19/201	78.2
T.Yates	22	15	113	68.2	5.1	0	0.0	2	9.1	20	2/7	42.4
TEXANS	633	371	4,183	58.6	6.6	19	3.0	22	3.5	66	42/370	74.0
Opponents	484	287	3,310	59.3	6.8	29	6.0	7	1.4	64t	32/187	93.9

# 2013 FINAL STATISTICS (2-14)

## DEFENSIVE STATISTICS

TACKLES	Solo	Asst	Total	Sacks	Sk Yds	Tackles For Loss	QB Hits	INT- Yards	Pass Def.	Forced Fumbles	Fumble Recoveries
D.Sharpton	69	58	127	0.0	0.0	2	4	0	1	1	0
J.Watt	80	37	117	10.5	70.5	22	46	0	7	4	2
E.Mitchell	33	54	87	1.5	9.5	2	3	0	0	0	0
B.Reed	48	39	87	3.0	17.0	9	6	0	0	0	0
J.Mays	41	43	84	1.0	7.0	6	4	0	3	0	0
D.Swearinger	62	21	83	0.0	0.0	3	0	1 (0)	4	1	0
B.Cushing	44	21	65	1.5	4.5	6	4	1 (18)	3	1	0
W.Mercilus	35	30	65	7.0	36.0	6	18	0	0	0	0
S.Keo	53	11	64	0.0	0.0	0	0	1 (4)	6	0	0
K.Jackson	58	4	62	0.0	0.0	1	0	0	9	0	1
J.Joseph	51	4	55	0.0	0.0	1	1	3 (64)	16	0	0
A.Smith	29	21	50	5.0	29.5	8	13	0	0	1	0
D.Manning	31	4	35	1.0	6.0	1	1	0	2	0	0
J.Crick	15	18	33	0.0	0.0	1	2	0	3	0	0
B.McCain	23	7	30	0.0	0.0	0	0	1 (0)	7	0	0
J.Tarpinian	16	13	29	0.5	3.0	2	2	0	1	0	0
E.Reed	15	6	21	0.0	0.0	0	0	0	0	0	0
T.McClain	9	12	21	0.0	0.0	0	1	0	0	0	1
B.Harris	15	5	20	0.0	0.0	0	0	0	4	0	0
E.Pleasant	13	2	15	0.0	0.0	0	0	0	2	0	0
J.Tuggle	3	1	4	0.0	0.0	0	0	0	0	0	0
T.Jamison	1	3	4	0.0	0.0	0	0	0	0	0	0
W.Jefferson	2	1	3	0.0	0.0	0	0	0	0	0	0
R.Sapp	0	1	1	0.0	0.0	0	0	0	0	0	0
TEAM	1	0	1	1.0	4.0	0	0	0	0	0	0
TEXANS	747	416	1,163	32.0	187.0	70	105	7 (86)	72	8	4
Opponents	725	213	948	42.0	370.0	81	110	22 (357)	98	17	9

MISCELLANEOUS TACKLES: A.Johnson 6, D.Hopkins 3, D.Brown 2, B.Tate 2, G.Jones 2, W.Smith 2, B.Brooks 1, O.Daniels 1, R.Griffin 1, D.Newton 1, T.Yates 1

MISCELLANEOUS FUMBLE RECOVERIES: B.Brooks 2, D.Brown 1, G.Graham 1, A.Johnson 1, B.Jones 1, G.Jones 1, B.Tate 1, T.Yates 1

## SPECIAL TEAMS STATISTICS

TACKLES	Solo	Asst	Total	Blocked PAT	Blocked Punt	Blocked FG	Forced Fumbles	Fumble Recoveries
J.Tuggle	10	1	11	0	0	0	1	0
E.Pleasant	8	0	8	0	0	0	0	0
B.Braman	8	0	8	0	0	0	0	0
E.Mack	8	0	8	0	0	0	0	0
J.Weeks	2	4	6	0	0	0	0	0
J.Victorian	4	1	5	0	0	0	0	0
D.Swearinger	4	0	4	0	0	0	0	0
B.McCain	4	0	4	0	0	0	0	0
R.Griffin	3	1	4	0	0	0	0	0
S.Keo	3	0	3	0	0	0	0	0
B.Harris	3	0	3	0	0	0	0	0
M.Mohamed	3	0	3	0	0	0	0	0
A.Bouye	2	0	2	0	0	0	0	0
S.Lechler	2	0	2	0	0	0	0	0
G.Jones	2	0	2	0	0	0	0	0
J.Tarpinian	1	1	2	0	0	0	0	0
J.Grimes	1	0	1	0	0	0	0	0
J.Starling	1	0	1	0	0	0	0	0
D.Karim	1	0	1	0	0	0	0	0
D.Smith	1	0	1	0	0	0	0	0
L.Jean	1	0	1	0	0	0	0	0
J.Mays	1	0	1	0	0	0	0	0
T.Gooden	1	0	1	0	0	0	0	0
R.Bullock	1	0	1	0	0	0	0	0
J.Watt	0	0	0	0	0	2	0	0
TEXANS	75	8	83	0	0	2	1	0
Opponents	89	16	105	0	0	1	2	4

# 2014 FINAL STATISTICS (9-7)

Date	W/L	Score	Opponent	Attendance
9/7	W	17-6	Washington	71,770
9/14	W	30-14	at Oakland	54,063
9/21	L	30-17	at New York Giants	77,462
9/28	W	23-17	Buffalo	71,756
10/5	L	20-17(OT)	at Dallas	91,159
10/9	L	33-28	Indianapolis	71,787
10/20	L	30-23	at Pittsburgh	56,375
10/26	W	30-16	at Tennessee	69,143
11/2	L	31-21	Philadelphia	71,780
11/16	W	23-7	at Cleveland	67,431
11/23	L	22-13	Cincinnati	71,777
11/30	W	45-21	Tennessee	71,714
12/7	W	27-13	at Jacksonville	61,070
12/14	L	17-10	at Indianapolis	65,148
12/21	W	25-13	Baltimore	71,771
12/28	W	23-17	Jacksonville	71,777

TEAM STATISTICS	TEXANS	Opponents
TOTAL FIRST DOWNS	313	329
Rushing	108	89
Passing	171	206
Penalty	34	34
3rd Down: Made/Att	91/235	74/218
3rd Down Pct.	38.7%	33.9%
4th Down: Made/Att	10/17	6/17
4th Down Pct.	58.8%	35.3%
POSSESSION AVG.	30:53	29:07
TOTAL NET YARDS	5,513	5,571
Avg. Per Game	344.6	348.2
Total Plays	1,062	1,077
Avg. Per Play	5.2	5.2
NET YARDS RUSHING	2,161	1,681
Avg. Per Game	135.1	105.1
Total Rushes	551	420
NET YARDS PASSING	3,352	3,890
Avg. Per Game	209.5	243.1
Sacked/Yards Lost	26/108	38/251
Gross Yards	3,460	4,141
Attempts/Completions	485/295	619/363
Completion Pct.	60.8%	58.6%
Had Intercepted	13	20
PUNTS/AVERAGE	84/45.8	83/45.1
NET PUNTING AVG.	38.7	41.4
PENALTIES/YARDS	94/834	99/786
FUMBLES/BALL LOST	19/9	24/14
TOUCHDOWNS	40	36
Rushing	12	6
Passing	22	28
Returns	6	2

SCORE BY PERIODS	1	2	3	4	OT	Total
TEXANS	69	111	88	104	0	372
Opponents	58	99	64	83	3	307

SCORING	TD	Ru	Pa	Rt	PAT	FG	2PT	TP
R.Bullock	0	0	0	0	40/40	30/35	0	130
A.Foster	13	8	5	0	0/0	0/0	0	78
D.Hopkins	6	0	6	0	0/0	0/0	0	36
J.Watt	5	0	3	2	0/0	0/0	0	32
A.Blue	4	2	1	1	0/0	0/0	0	24
A.Johnson	3	0	3	0	0/0	0/0	0	18
R.Fitzpatrick	2	2	0	0	0/0	0/0	0	12
J.Joseph	1	0	0	1	0/0	0/0	0	6
G.Graham	1	0	1	0	0/0	0/0	0	6
K.Lewis	1	0	0	1	0/0	0/0	0	6
D.Johnson	1	0	1	0	0/0	0/0	0	6
R.Griffin	1	0	1	0	0/0	0/0	0	6
A.Bouye	1	0	0	1	0/0	0/0	0	6
C.Fiedorowicz	1	0	1	0	0/0	0/0	0	6
TEXANS	40	12	22	6	40/40	30/35	0	372
Opponents	36	6	28	2	32/33	19/22	0	307

2-Pt. Conversions: TEXANS 0/0, Opponents: 0/3  
 Sacks: J.Watt 20.5, W.Mercilus 5.0, J.Crick 3.5, B.Reed 3.0, T.Jamison 1.5, J.Simon 1.5, D.Swearinger 1.0, B.Cushing 1.0, A.Dent 1.0. TEXANS: 38.0, Opponents: 26.0

FUMBLES/LOST: A. Johnson 3/3, A. Foster 2/2, D. Hopkins 2/1, R. Fitzpatrick 5/1, T. Savage 2/1, C. Keenum 1/1, D. Johnson 2/0, D. Manning 1/0, C. Myers 1/0  
 TEXANS: 18/8, Opponents: 22/14

OPP. FUMBLE RECOVERIES: J. Watt 5, J. Joseph 2, A. Blue 1, A. Bouye, D. Hopkins 1, T. Jamison 1, K. Lewis 1, D. Swearinger 1, J. Tuggle 1. Total: 14

RUSHING	No.	Yds	Avg	Long	TD
A.Foster	260	1,246	4.8	51	8
A.Blue	169	528	3.1	46	2
R.Fitzpatrick	50	184	3.7	16	2
J.Grimes	39	153	3.9	11	0
C.Keenum	10	35	3.5	13	0
D.Johnson	5	19	3.8	12	0
R.Brown	6	4	0.7	2	0
R.Mallett	6	-2	-0.3	2	0
T.Savage	6	-6	-1.0	1	0
TEXANS	551	2,161	3.9	51	12
Opponents	420	1,681	4.0	41	6

RECEIVING	No.	Yds	Avg	Long	TD
A.Johnson	85	936	11.0	35	3
D.Hopkins	76	1,210	15.9	76t	6
A.Foster	38	327	8.6	56t	5
D.Johnson	31	331	10.7	44t	1
G.Graham	18	197	10.9	26	1
A.Blue	15	113	7.5	22	1
R.Griffin	10	91	9.1	25	1
J.Grimes	6	86	14.3	31	0
K.Martin	6	78	13.0	32	0
C.Fiedorowicz	4	28	7.0	9	1
J.Watt	3	4	1.3	2t	3
D.Posey	1	30	30.0	30	0
J.Prosch	1	24	24.0	24	0
R.Brown	1	5	5.0	5	0
TEXANS	295	3,460	11.7	76t	22
Opponents	363	4,141	11.4	80t	28

INTERCEPTIONS	No.	Yds	Avg	Long	TD
A.Bouye	3	120	40.0	67	1
K.Jackson	3	97	32.3	65	0
J.Rolle	3	25	8.3	13	0
J.Joseph	2	85	42.5	60t	1
K.Lewis	2	32	16.0	27t	1
D.Swearinger	2	31	15.5	25	0
J.Watt	1	80	80.0	80t	1
J.Tuggle	1	8	8.0	8	0
B.Reed	1	5	5.0	5	0
M.Mohamed	1	0	0.0	0	0
D.Morris	1	0	0.0	0	0
TEXANS	20	483	24.2	80t	4
Opponents	13	120	9.2	55t	1

PUNTING	No.	Yds	Avg	Net	TB	In	Lg	B
S.Lechler	83	3,845	46.3	38.7	10	27	71	1
TEXANS	84	3,845	45.8	38.7	10	27	71	1
Opponents	83	3,742	45.1	41.4	5	34	62	1

PUNT RETURNS	Ret	FC	Yds	Avg	Long	TD
K.Martin	25	24	154	6.2	21	0
D.Johnson	9	4	54	6.0	12	0
TEXANS	34	28	208	6.1	21	0
Opponents	32	24	396	12.4	48	0

KICKOFF RETURNS	No.	Yds	Avg	Long	TD
D.Manning	13	267	20.5	41	0
D.Johnson	6	136	22.7	31	0
K.Martin	1	19	19.0	19	0
TEXANS	20	422	21.1	41	0
Opponents	45	1,169	26.0	42	0

FIELD GOALS	1-19	20-29	30-39	40-49	50+
R.Bullock	0/0	6/7	13/15	7/8	4/5
TEXANS	0/0	6/7	13/15	7/8	4/5
Opponents	0/0	3/3	10/11	5/5	1/3

PASSING	Att	Comp	Yds	Cmp%	Yds/Att	TD	TD%	Int	Int%	Long	Sack/Lost	Rating
R.Fitzpatrick	312	197	2,483	63.1	8.0	17	5.4	8	2.6	76t	21/83	95.3
C.Keenum	77	45	435	58.4	5.6	2	2.6	2	2.6	35	3/15	72.2
R.Mallett	75	41	400	54.7	5.3	2	2.7	2	2.7	41	1/5	67.6
T.Savage	19	10	127	52.6	6.7	0	0.0	1	5.3	35	1/5	51.9
S.Lechler	1	1	10	100.0	10.0	0	0.0	0	0.0	10	0/0	108.3
A.Foster	1	1	5	100.0	5.0	1	100.0	0	0.0	5t	0/0	127.1
TEXANS	485	295	3,460	60.8	7.1	22	4.5	13	2.7	76t	26/108	86.5
Opponents	619	363	4,141	58.6	6.7	28	4.5	20	3.2	80t	38/251	80.4



# 2014 FINAL STATISTICS (9-7)

## DEFENSIVE STATISTICS

TACKLES	Solo	Asst	Total	Sk	Sk Yds	TFL	QBH	Int (Yd)	PD	FF	FR
K.Lewis	52	32	84	0.0	0.0	4	1	2 (32)	6	3	1
J.Watt	59	19	78	20.5	140.0	29	50	1 (80)	10	4	5
J.Joseph	70	5	75	0.0	0.0	1	0	2 (85)	11	2	2
D.Swearinger	52	22	74	1.0	8.0	3	3	2 (31)	6	3	1
B.Cushing	41	31	72	1.0	8.0	1	9	0	2	1	0
M.Mohamed	31	27	58	0.0	0.0	2	1	1 (0)	6	0	0
K.Jackson	48	9	57	0.0	0.0	4	1	3 (97)	9	0	0
J.Crick	29	27	56	3.5	20.0	6	11	0	6	0	0
A.Bouye	47	7	54	0.0	0.0	1	0	3 (120)	10	1	1
W.Mercilus	31	19	50	5.0	30.0	9	11	0	0	2	0
B.Reed	25	16	41	3.0	19.0	5	10	1 (5)	4	0	0
D.Manning	25	12	37	0.0	0.0	1	1	0	2	0	0
J.Tuggle	19	17	36	0.0	0.0	1	1	1 (8)	2	0	1
D.Morris	25	5	30	0.0	0.0	1	0	1 (0)	7	0	0
A.Dent	20	7	27	1.0	7.0	2	6	0	0	0	0
R.Pickett	11	9	20	0.0	0.0	0	0	0	3	0	0
T.Jamison	12	7	19	1.5	14.0	1	3	0	0	0	1
A.Hal	15	3	18	0.0	0.0	0	0	0	4	0	0
J.Rolle	14	1	15	0.0	0.0	1	0	3 (25)	4	0	0
J.Powe	6	4	10	0.0	0.0	1	0	0	1	0	0
J.Pagan	5	5	10	0.0	0.0	1	0	0	0	0	0
J.Simon	4	5	9	1.5	5.0	2	6	0	1	0	0
J.Clowney	5	2	7	0.0	0.0	3	0	0	0	0	0
E.Mack	4	0	4	0.0	0.0	0	0	0	0	0	0
R.Sapp	2	0	2	0.0	0.0	0	0	0	0	0	0
J.Tarpinian	1	1	2	0.0	0.0	0	0	0	0	0	0
E.Pleasant	1	0	1	0.0	0.0	0	0	0	1	0	0
J.Ankrah	1	0	1	0.0	0.0	0	0	0	0	0	0
TEAM	1	0	1	0.0	0.0	0	0	0	0	0	0
TEXANS	656	292	948	38.0	251.0	79	114	20 (483)	95	16	12
Opponents	691	306	997	26.0	108.0	75	80	13 (120)	69	11	9

MISCELLANEOUS TACKLES: A.Johnson 4, B.Jones 3, D.Johnson 2, C.Fiedorowicz 1, A.Foster 1, G.Graham 1, R.Griffin 1, D.Hopkins 1, K.Martin 1, C.Myers 1

MISCELLANEOUS FUMBLE RECOVERIES: R.Fitzpatrick 4, D.Hopkins 2, A.Blue 1, T.Savage 1

## IMPACT STATISTICS

SACKS		
Player	Sacks	Yards
J.Watt	20.5	140.0
W.Mercilus	5.0	30.0
J.Crick	3.5	20.0
B.Reed	3.0	19.0
J.Simon	1.5	5.0
T.Jamison	1.5	14.0
D.Swearinger	1.0	8.0
A.Dent	1.0	7.0
B.Cushing	1.0	8.0
Totals	38.0	251.0

## INTERCEPTIONS

Player	Int	Yards	Long
A.Bouye	3	120	51t
K.Jackson	3	97	65
J.Rolle	3	25	13
J.Joseph	2	85	60t
K.Lewis	2	32	27t
D.Swearinger	2	31	25
J.Watt	1	80	80t
J.Tuggle	1	8	8
B.Reed	1	5	5
M.Mohamed	1	0	0
D.Morris	1	0	0
Totals	20	483	80t

## FUMBLES FORCED AND RECOVERED

Player	FF	FR
J.Watt	4	5
J.Joseph	2	2
K.Lewis	3	1
D.Swearinger	3	1
A.Bouye	1	1
T.Jamison	0	1
J.Tuggle	0	1
W.Mercilus	2	0
B.Cushing	1	0
Totals	16	12

## SPECIAL TEAMS STATISTICS

TACKLES	Solo	Asst	Total	Blocked PAT	Blocked Punt	Blocked FG	FF	FR
J.Tarpinian	7	5	12	0	0	0	1	0
A.Dent	5	6	11	0	0	0	0	0
M.Mohamed	8	1	9	0	0	0	0	0
D.Manning	7	2	9	0	0	0	0	1
J.Grimes	5	1	6	0	0	0	0	0
A.Bouye	5	0	5	0	0	0	0	0
E.Pleasant	4	1	5	0	0	0	0	0
A.Blue	3	1	4	0	1	0	0	1
J.Rolle	3	1	4	0	0	0	0	0
J.Simon	3	0	3	0	0	0	0	0
A.Hal	3	0	3	0	0	0	0	0
J.Prosch	1	2	3	0	0	0	0	0
J.Tuggle	2	1	3	0	0	0	0	0
E.Mack	2	0	2	0	0	0	0	0
J.Weeks	2	0	2	0	0	0	0	0
A.Denham	2	0	2	0	0	0	0	0
D.Morris	1	0	1	0	0	0	0	0
M.Bullough	1	0	1	0	0	0	0	0
Z.Diles	1	0	1	0	0	0	0	0
R.Griffin	1	0	1	0	0	0	0	0
R.Bullock	1	0	1	0	0	0	0	0
R.Sapp	0	1	1	0	0	0	0	0
D.Johnson	0	0	0	0	0	0	0	1
J.Watt	0	0	0	1	0	0	0	0
TEXANS	67	22	89	1	1	0	1	3
Opponents	50	19	69	0	1	2	0	0

## QUARTERBACK HITS

Player	QBH
J.Watt	50
W.Mercilus	11
J.Crick	11
B.Reed	10
B.Cushing	9
J.Simon	6
A.Dent	6
D.Swearinger	3
T.Jamison	3
K.Lewis	1
K.Jackson	1
M.Mohamed	1
J.Tuggle	1
D.Manning	1
Totals	114

## PASSES DEFENSED

Player	PD
J.Joseph	11
J.Watt	10
A.Bouye	10
K.Jackson	9
D.Morris	7
M.Mohamed	6
K.Lewis	6
D.Swearinger	6
J.Crick	6
B.Reed	4
J.Rolle	4
A.Hal	4
R.Pickett	3
D.Manning	2
B.Cushing	2
J.Tuggle	2
J.Simon	1
E.Pleasant	1
J.Powe	1
Totals	95

## TACKLES FOR LOSS

Player	TFL
J.Watt	29
W.Mercilus	9
J.Crick	6
B.Reed	5
K.Lewis	4
K.Jackson	4
D.Swearinger	3
J.Clowney	3
M.Mohamed	2
A.Dent	2
J.Simon	2
B.Cushing	1
J.Joseph	1
A.Bouye	1
J.Tuggle	1
D.Manning	1
J.Pagan	1
D.Morris	1
T.Jamison	1
J.Powe	1
J.Rolle	1
Totals	79

# 2015 FINAL STATISTICS (9-7)

Date	W/L	Score	Opponent	Attendance
9/13/2015	L	20-27	Kansas City Chiefs	71,776
9/20/2015	L	17-24	at Carolina Panthers	73,254
9/27/2015	W	19-9	Tampa Bay Buccaneers	71,718
10/4/2015	L	21-48	at Atlanta Falcons	69,904
10/8/2015	L	20-27	Indianapolis Colts	71,732
10/18/2015	W	31-20	at Jacksonville Jaguars	58,085
10/25/2015	L	26-44	at Miami Dolphins	65,251
11/2/2015	W	20-6	Tennessee Titans	71,630
11/16/2015	W	10-6	at Cincinnati Bengals	61,381
11/22/2015	W	24-17	New York Jets	71,718
11/29/2015	W	24-6	New Orleans Saints	71,778
12/6/2015	L	21-30	at Buffalo Bills	68,544
12/13/2015	L	6-27	New England Patriots	71,908
12/20/2015	W	16-10	at Indianapolis Colts	66,083
12/27/2015	W	34-6	at Tennessee Titans	62,153
1/3/2016	W	30-6	Jacksonville Jaguars	71,899

TEXANS STATISTICS	TEXANS	Opponents
TOTAL FIRST DOWNS	335	281
Rushing	90	79
Passing	210	173
Penalty	35	29
3rd Down: Made/Att	96/249	61/214
3rd Down Pct.	38.6%	28.5%
4th Down: Made/Att	6/19	7/12
4th Down Pct.	31.6%	58.3%
POSSESSION AVG.	30:48	29:12
TOTAL NET YARDS	5564	4963
Avg. Per Game	347.8	310.2
Total Plays	1127	986
Avg. Per Play	4.9	5.0
NET YARDS RUSHING	1731	1597
Avg. Per Game	108.2	99.8
Total Rushes	472	388
NET YARDS PASSING	3833	3366
Avg. Per Game	239.6	210.4
Sacked/Yards Lost	36/246	45/311
Gross Yards	4079	3677
Attempts/Completions	619/358	553/326
Completion Pct.	57.8%	59.0%
Had Intercepted	12	14
PUNTS/AVERAGE	96/47.2	101/46.5
NET PUNTING AVG.	38.6	41.5
PENALTIES/YARDS	107/910	116/991
FUMBLES/BALL LOST	22/8	20/11
TOUCHDOWNS	39	37
Rushing	7	10
Passing	29	24
Returns	3	3

SCORE BY PERIODS	1	2	3	4	OT	Total
TEXANS	59	76	81	123	0	339
Opponents	72	132	51	58	0	313

SCORING	TD	Ru	Pa	Rt	PAT	FG	2PT	TP
N.Novak	0	0	0	0	29/31	18/21	0	83
D.Hopkins	11	0	11	0	0/0	0/0	1	68
N.Washington	4	0	4	0	0/0	0/0	0	24
R.Bullock	0	0	0	0	3/5	5/6	0	18
A.Foster	3	1	2	0	0/0	0/0	0	18
A.Blue	3	2	1	0	0/0	0/0	0	18
J.Strong	3	0	3	0	0/0	0/0	0	18
J.Grimes	2	1	1	0	0/0	0/0	1	14
C.Shorts	2	0	2	0	0/0	0/0	0	12
R.Griffin	2	0	2	0	0/0	0/0	0	12
C.Polk	2	1	1	0	0/0	0/0	0	12
Q.Demps	1	0	0	1	0/0	0/0	0	6
G.Graham	1	0	1	0	0/0	0/0	0	6
K.Jackson	1	0	0	1	0/0	0/0	0	6
R.Mallett	1	1	0	0	0/0	0/0	0	6
B.Weeden	1	1	0	0	0/0	0/0	0	6
A.Hal	1	0	0	1	0/0	0/0	0	6
C.Fiedorowicz	1	0	1	0	0/0	0/0	0	6
TEXANS	39	7	29	3	32/36	23/27	2	339
Opponents	37	10	24	3	31/35	20/26	0	313

2-Pt. Conversions: TEXANS 2/3, Opponents 0/2

SACKS: J. Watt 17.5, W.Mercilus 12.0, J.Simon 5.0, J.Clowney 4.5, C.Covington 2.0, J.Crick 2.0, B.McKinney 1.0, E.Pleasant 0.5, Q.Demps 0.5 TEXANS: 45.0, Opponents: 36.0

FUMBLES LOST: B.Hoyer 2, A.Foster 1, C.Shorts 1, T.Yates 1, B.Weeden 1, A.Blue 1, C.Fiedorowicz 1 TEXANS: 8

OPP. FUMBLE RECOVERIES: Q.Demps 2, J.Crick 2, E.Pleasant 1, W.Mercilus 1, J.Simon 1, J.Weeks 1, K.Jackson 1, J.Watt 1, J.Joseph 1 TEXANS: 11

RUSHING	No.	Yds	Avg	Long	TD
A.Blue	183	698	3.8	41	2
C.Polk	99	334	3.4	20	1
J.Grimes	56	282	5.0	37	1
A.Foster	63	163	2.6	16	1
A.Hunt	17	96	5.6	25	0
C.Shorts	10	47	4.7	12	0
B.Hoyer	15	44	2.9	15	0
J.Prosch	6	33	5.5	16	0
B.Weeden	7	17	2.4	7t	1
R.Mallett	4	11	2.8	6t	1
B.Daniels	6	6	1.0	6	0
T.Yates	6	0	0.0	7	0
TEXANS	472	1731	3.7	41	7
Opponents	388	1597	4.1	85t	10

RECEIVING	No.	Yds	Avg	Long	TD
D.Hopkins	111	1521	13.7	61t	11
N.Washington	47	658	14.0	49	4
C.Shorts	42	484	11.5	42	2
J.Grimes	26	173	6.7	19	1
A.Foster	22	227	10.3	32	2
R.Griffin	20	251	12.6	37	2
C.Fiedorowicz	17	167	9.8	25	1
C.Polk	16	109	6.8	12	1
A.Blue	15	109	7.3	21t	1
J.Strong	14	161	11.5	42t	3
K.Mumphery	14	129	9.2	26	0
A.Hunt	6	39	6.5	27	0
G.Graham	4	30	7.5	9	1
C.Worthy	3	14	4.7	12	0
K.Lamm	1	7	7.0	7	0
J.Prosch	0	0	0	0	0
J.Watt	0	0	0	0	0
TEXANS	358	4079	11.4	61t	29
Opponents	326	3677	11.3	55	24

INTERCEPTIONS	No.	Yds	Avg	Long	TD
A.Hal	4	54	13.5	31t	1
K.Jackson	2	77	38.5	50	1
A.Bouye	2	9	4.5	9	0
E.Pleasant	2	-1	-0.5	0	0
K.Johnson	1	22	22.0	22	0
R.Moore	1	17	17.0	17	0
J.Joseph	1	2	2.0	2	0
Q.Demps	1	0	0.0	0	0
TEXANS	14	180	12.9	50	2
Opponents	12	123	10.3	38	1

PUNTING	No.	Yds	Avg	Net	TB	In	Lg	B
S.Lechler	95	4497	47.3	38.8	10	24	64	0
N.Novak	1	36	36.0	16.0	1	0	36	0
TEXANS	96	4533	47.2	38.6	11	24	64	0
Opponents	101	4693	46.5	41.5	6	43	65	0

PUNT RETURNS	Ret	FC	Yds	Avg	Long	TD
K.Mumphery	36	14	280	7.8	20	0
C.Shorts	9	8	70	7.8	17	0
B.Daniels	4	1	18	4.5	11	0
C.Worthy	3	0	9	3.0	7	0
TEXANS	52	23	377	7.3	20	0
Opponents	60	15	612	10.2	37	0

KICKOFF RETURNS	No.	Yds	Avg	Long	TD
K.Mumphery	14	338	24.1	41	0
Q.Demps	2	46	23.0	23	0
C.Worthy	1	27	27.0	27	0
A.Hunt	1	19	19.0	19	0
TEXANS	18	430	23.9	41	0
Opponents	40	977	24.4	50	0

FIELD GOALS	1-19	20-29	30-39	40-49	50+
N.Novak	0/0	6/6	6/6	4/4	2/5
R.Bullock	1/1	0/0	2/2	2/3	0/0
TEXANS	1/1	6/6	8/8	6/7	2/5
Opponents	0/0	3/3	5/6	9/10	3/7

PASSING	Att	Comp	Yds	Cmp%	Yds/Att	TD	TD%	Int	Int%	Long	Sack/Lost	Rating
B.Hoyer	369	224	2606	60.7	7.1	19	5.1	7	1.9	49	25/185	91.4
R.Mallett	147	78	770	53.1	5.2	3	2.0	4	2.7	48	4/13	63.6
T.Yates	57	28	370	49.1	6.5	3	5.3	1	1.8	61t	5/33	80.3
B.Weeden	42	26	305	61.9	7.3	3	7.1	0	0.0	44	2/15	107.7
C.Shorts	1	1	21	100.0	21.0	1	100.0	0	0.0	21t	0/0	158.3
B.Daniels	2	1	7	50.0	3.5	0	0.0	0	0.0	7	0/0	58.3
J.Grimes	1	0	0	0.0	0.0	0	0.0	0	0.0	0	0/0	39.6
TEXANS	619	358	4079	57.8	6.6	29	4.7	12	1.9	61t	36/246	85.3
Opponents	553	326	3677	59.0	6.6	24	4.3	14	2.5	55	45/311	82.8

# 2015 FINAL STATISTICS (9-7)

## DEFENSIVE STATISTICS

PLAYER	Solo	Asst	Total	Sk	Sk Yds	TFL	QBH	Int	PD	FF	FR
B.Cushing	63	47	110	0.0	0.0	4	2	0	3	1	0
J.Watt	57	19	76	17.5	117.5	29	50	0	8	3	1
Q.Demps	35	26	61	0.5	6.5	1	1	1	6	1	2
K.Jackson	52	6	58	0.0	0.0	1	0	2	6	1	1
J.Joseph	48	10	58	0.0	0.0	1	0	1	22	1	1
B.McKinney	35	23	58	1.0	11.0	7	2	0	0	0	0
K.Johnson	47	5	52	0.0	0.0	3	0	1	9	0	0
W.Mercilus	32	18	50	12.0	60.0	14	16	0	2	1	1
J.Simon	36	13	49	5.0	28.0	3	11	0	0	0	0
J.Crick	28	20	48	2.0	14.0	3	9	0	2	1	2
J.Clowney	27	13	40	4.5	43.5	8	8	0	6	1	0
A.Hal	26	8	34	0.0	0.0	1	0	4	10	0	0
E.Pleasant	18	10	28	0.5	6.5	0	1	2	6	0	0
V.Wilfork	6	16	22	0.0	0.0	0	0	0	0	0	0
R.Moore	10	6	16	0.0	0.0	0	0	1	2	0	0
M.Bullough	10	6	16	0.0	0.0	1	0	0	0	0	0
A.Bouye	14	0	14	0.0	0.0	0	0	2	6	0	0
C.James	7	7	14	0.0	0.0	1	0	0	1	0	0
J.Tuggle	10	3	13	0.0	0.0	1	0	0	0	0	1
A.Dent	7	3	10	0.0	0.0	1	2	0	0	0	0
D.Morris	6	2	8	0.0	0.0	0	0	0	0	0	0
C.Covington	5	3	8	2.0	24.0	4	4	0	0	0	0
B.Dunn	4	3	7	0.0	0.0	0	0	0	0	0	0
K.Drummond	4	0	4	0.0	0.0	0	0	0	0	0	0
L.Ballentine	3	0	3	0.0	0.0	0	0	0	1	0	0
J.Rolle	0	2	2	0.0	0.0	0	0	0	0	0	0
J.Pagan	0	1	1	0.0	0.0	0	0	0	0	0	0
TEXANS	590	270	860	45.0	311.0	83	106	14	90	10	9
Opponents	644	362	1006	36.0	246.0	65	86	12	89	15	8

MISCELLANEOUS TACKLES: D.Hopkins 4, D.Newton 3, B.Brooks 2, K.Mumphery 1, J.Prosch 1, B.Jones 1, D.Brown 1, G.Graham 1, N.Washington 1

MISCELLANEOUS FUMBLE RECOVERIES: D.Newton 2, C.Clark 2, G.Graham 1, X.Su'a-Filo 1, K.Lamm 1, J.Grimes 1, B.Hoyer 1

## SPECIAL TEAMS STATISTICS

PLAYER	Solo	Asst	Total	FF	FR	Blocked FG	Blocked PAT	Blocked Punt
B.Peters	11	6	17	0	0	0	0	0
M.Bullough	6	8	14	0	0	0	0	0
K.Drummond	8	2	10	1	0	0	0	0
E.Pleasant	6	2	8	0	1	0	0	0
A.Dent	8	0	8	0	0	0	0	0
J.Weeks	6	2	8	0	1	0	0	0
J.Prosch	5	3	8	0	0	0	0	0
D.Morris	5	2	7	0	0	0	0	0
B.McKinney	2	3	5	0	0	0	0	0
C.James	5	0	5	0	0	0	0	0
J.Tuggle	1	4	5	0	0	0	0	0
J.Simon	3	1	4	0	1	0	0	0
K.Mumphery	4	0	4	0	3	0	0	0
A.Blue	3	1	4	1	0	0	0	0
K.Johnson	1	1	2	0	0	0	0	0
W.Mercilus	0	2	2	0	1	0	0	0
A.Hal	1	1	2	0	0	0	0	0
A.Bouye	1	1	2	0	0	0	0	0
C.Thompson	2	0	2	0	0	0	0	0
N.Novak	1	0	1	0	0	0	0	0
C.Moore	1	0	1	0	0	0	0	0
C.Polk	1	0	1	0	0	0	0	0
J.Crick	0	0	0	0	0	1	0	0
TEXANS	81	39	120	2	7	1	0	0
Opponents	66	19	85	3	4	0	0	0

## DEFENSIVE LEADERS

SACKS		
Player	Sacks	Yards
J.Watt	17.5	117.5
W.Mercilus	12.0	60.0
J.Simon	5.0	28.0
J.Clowney	4.5	43.5
J.Crick	2.0	14.0
C.Covington	2.0	24.0
B.McKinney	1.0	11.0
Q.Demps	0.5	6.5
E.Pleasant	0.5	6.5
Totals	45.0	311.0

INTERCEPTIONS			
Player	Int	Yards	Long
A.Hal	4	54	31
K.Jackson	2	77	50
A.Bouye	2	9	9
E.Pleasant	2	-1	-1
K.Johnson	1	22	22
R.Moore	1	17	17
J.Joseph	1	2	2
Q.Demps	1	0	0
Totals	14	180	50

DEF. FUMBLES FORCED AND RECOVERED		
Player	FF	FR
J.Watt	3	1
J.Crick	1	2
Q.Demps	1	2
K.Jackson	1	1
J.Joseph	1	1
W.Mercilus	1	1
J.Clowney	1	0
B.Cushing	1	0
J.Tuggle	0	1
Totals	10	9

QUARTERBACK HITS	
Player	QBH
J.Watt	50
W.Mercilus	16
J.Simon	11
J.Crick	9
J.Clowney	8
C.Covington	4
B.McKinney	2
B.Cushing	2
A.Dent	2
Q.Demps	1
E.Pleasant	1
Totals	106

PASSES DEFENSED	
Player	PD
J.Joseph	22
A.Hal	10
K.Johnson	9
J.Watt	8
J.Clowney	6
E.Pleasant	6
Q.Demps	6
K.Jackson	6
A.Bouye	6
B.Cushing	3
W.Mercilus	2
R.Moore	2
J.Crick	2
C.James	1
L.Ballentine	1
Totals	90

TACKLES FOR LOSS	
Player	TFL
J.Watt	29
W.Mercilus	14
J.Clowney	8
B.McKinney	7
B.Cushing	4
C.Covington	4
K.Johnson	3
J.Simon	3
J.Crick	3
A.Hal	1
J.Joseph	1
Q.Demps	1
K.Jackson	1
J.Tuggle	1
C.James	1
M.Bullough	1
A.Dent	1
Totals	83

# 2015 POSTSEASON STATISTICS (0-1)

Date	W/L	Score	Opponent	Attendance
1/9/2016	L	0-30	Kansas City Chiefs	71,800

TEXANS STATISTICS	TEXANS	Opponents
TOTAL FIRST DOWNS	14	18
Rushing	3	8
Passing	10	8
Penalty	1	2
3rd Down: Made/Att	6/14	4/11
3rd Down Pct.	42.9%	36.4%
4th Down: Made/Att	0/1	0/0
4th Down Pct.	0.0%	0.0
POSSESSION AVG.	25:35	34:25
TOTAL NET YARDS	226	314
Avg. Per Game	226.0	314.0
Total Plays	62	62
Avg. Per Play	3.6	5.1
NET YARDS RUSHING	114	141
Avg. Per Game	114.0	141.0
Total Rushes	25	37
NET YARDS PASSING	112	173
Avg. Per Game	112.0	173.0
Sacked/Yards Lost	3/24	3/17
Gross Yards	136	190
Attempts/Completions	34/15	22/17
Completion Pct.	44.1%	77.3%
Had Intercepted	4	1
PUNTS/AVERAGE	5/45.6	4/45.3
NET PUNTING AVG.	38.8	45.3
PENALTIES/YARDS	4/29	5/52
FUMBLES/BALL LOST	2/1	0/0
TOUCHDOWNS	0	3
Rushing	0	1
Passing	0	1
Returns	0	1

SCORE BY PERIODS	1	2	3	4	OT	Total
TEXANS	0	0	0	0	0	0
Opponents	7	6	7	10	0	30

SCORING	TD	Ru	Pa	Rt	PAT	FG	2PT	TP
TEXANS	0	0	0	0	0/0	0/0	0	0
Opponents	3	1	1	1	3/3	3/3	0	30

2-Pt. Conversions: TEXANS 0/0, Opponents 0/0

SACKS: W.Mercilus 3.0 TEXANS: 3.0, Opponents: 3.0

FUMBLES LOST: B.Hoyer 1 TEXANS: 1

OPP. FUMBLE RECOVERIES: TEXANS: 0

RUSHING	No.	Yds	Avg	Long	TD
A.Blue	17	99	5.8	49	0
J.Grimes	4	15	3.8	8	0
J.Prosch	1	2	2.0	2	0
A.Hunt	1	0	0.0	0	0
B.Hoyer	1	-1	-1.0	-1	0
J.Watt	1	-1	-1.0	-1	0
TEXANS	25	114	4.6	49	0
Opponents	37	141	3.8	23	1

RECEIVING	No.	Yds	Avg	Long	TD
D.Hopkins	6	69	11.5	17	0
R.Griffin	3	29	9.7	15	0
J.Grimes	2	12	6.0	8	0
J.Strong	1	17	17.0	17	0
C.Shorts	1	5	5.0	5	0
N.Washington	1	3	3.0	3	0
C.Fiedorowicz	1	1	1.0	1	0
A.Blue	0	0	0	0	0
TEXANS	15	136	9.1	17	0
Opponents	17	190	11.2	48	1

INTERCEPTIONS	No.	Yds	Avg	Long	TD
B.Cushing	1	0	0.0	0	0
TEXANS	1	0	0.0	0	0
Opponents	4	35	8.8	20	0

PUNTING	No.	Yds	Avg	Net	TB	In	Lg	B
S.Lechler	5	228	45.6	38.8	0	1	53	0
TEXANS	5	228	45.6	38.8	0	1	53	0
Opponents	4	181	45.3	45.3	0	3	56	0

PUNT RETURNS	Ret	FC	Yds	Avg	Long	TD
K.Mumphery	0	3	0	0	0	0
TEXANS	0	3	0	0	0	0
Opponents	4	1	34	8.5	14	0

KICKOFF RETURNS	No.	Yds	Avg	Long	TD
TEXANS	0	0	0.0	0	0
Opponents	1	106	106.0	106t	1

FIELD GOALS	1-19	20-29	30-39	40-49	50+
TEXANS	0/0	0/0	0/0	0/0	0/0
Opponents	0/0	0/0	1/1	2/2	0/0

PASSING	Att	Comp	Yds	Cmp%	Yds/Att	TD	TD%	Int	Int%	Long	Sack/Lost	Rating
B.Hoyer	34	15	136	44.1%	4.0	0	0.0%	4	11.8%	17	3/24	15.9
TEXANS	34	15	136	44.1%	4.0	0	0.0%	4	11.8%	17	3/24	15.9
Opponents	22	17	190	77.3%	8.6	1	4.5%	1	4.5%	48	3/17	98.7



# 2015 POSTSEASON STATISTICS (1-1)

## DEFENSIVE STATISTICS

PLAYER	Solo	Asst	Total	Sk	Sk Yds	TFL	QBH	Int	PD	FF	FR
B.Cushing	9	4	13	0.0	0.0	0	0	1	1	0	0
B.McKinney	4	5	9	0.0	0.0	0	0	0	0	0	0
W.Mercilus	5	3	8	3.0	17.0	3	4	0	0	0	0
J.Simon	5	3	8	0.0	0.0	1	0	0	0	0	0
K.Jackson	6	1	7	0.0	0.0	0	0	0	1	0	0
Q.Demps	3	2	5	0.0	0.0	0	0	0	0	0	0
J.Crick	2	3	5	0.0	0.0	0	0	0	0	0	0
A.Hal	2	3	5	0.0	0.0	0	0	0	0	0	0
V.Wilfork	2	1	3	0.0	0.0	0	0	0	0	0	0
K.Johnson	2	1	3	0.0	0.0	0	0	0	0	0	0
J.Joseph	1	1	2	0.0	0.0	0	0	0	0	0	0
C.Covington	0	2	2	0.0	0.0	0	0	0	0	0	0
A.Bouye	1	0	1	0.0	0.0	0	0	0	0	0	0
B.Dunn	1	0	1	0.0	0.0	0	0	0	0	0	0
J.Watt	0	1	1	0.0	0.0	0	0	0	0	0	0
TEXANS	43	30	73	3.0	17.0	4	4	1	2	0	0
Opponents	33	23	56	3.0	24.0	2	2	4	8	2	1

MISCELLANEOUS TACKLES: B.Jones 2, D.Hopkins 1, N.Washington 1, R.Giffin 1.

MISCELLANEOUS FUMBLE RECOVERIES: B.Hoyer 1.

## SPECIAL TEAMS STATISTICS

PLAYER	Solo	Asst	Total	FF	FR	Blocked FG	Blocked PAT	Blocked Punt
D.Morris	1	0	1	0	0	0	0	0
A.Dent	1	0	1	0	0	0	0	0
A.Blue	1	0	1	0	0	0	0	0
B.Peters	0	1	1	0	0	0	0	0
K.Drummond	0	1	1	0	0	0	0	0
TEXANS	3	2	5	0	0	0	0	0
Opponents	0	0	0	0	0	0	0	0

## DEFENSIVE LEADERS

### SACKS

Player	Sacks	Yards
W.Mercilus	3.0	17.0
Totals	3.0	17.0

### INTERCEPTIONS

Player	Int	Yards	Long
B.Cushing	1	0	0
Totals	1	0	0

### DEF. FUMBLES FORCED AND RECOVERED

Player	FF	FR
None		
Totals	0	0

### QUARTERBACK HITS

Player	QBH
W.Mercilus	4
Totals	4

### PASSES DEFENSED

Player	PD
B.Cushing	1
K.Jackson	1
Totals	2

### TACKLES FOR LOSS

Player	TFL
W.Mercilus	3
J.Simon	1
Totals	4

# 2016 FINAL STATISTICS (9-7)

Date	W/L	Score	Opponent	Attendance
9/11/2016	W	23-14	Chicago Bears	71,933
9/18/2016	W	19-12	Kansas City Chiefs	71,890
9/22/2016	L	0-27	at New England Patriots	66,829
10/2/2016	W	27-20	Tennessee Titans	71,815
10/9/2016	L	13-31	at Minnesota Vikings	66,683
10/16/2016	W	26-23	Indianapolis Colts	71,891
10/24/2016	L	9-27	at Denver Broncos	76,865
10/30/2016	W	20-13	Detroit Lions	71,882
11/13/2016	W	24-21	at Jacksonville Jaguars	62,091
11/21/2016	L	20-27	at Oakland Raiders (Mexico City)	76,473
11/27/2016	L	13-21	San Diego Chargers	71,897
12/4/2016	L	13-21	at Green Bay Packers	77,867
12/11/2016	W	22-17	at Indianapolis Colts	65,250
12/18/2016	W	21-20	Jacksonville Jaguars	71,803
12/24/2016	W	12-10	Cincinnati Bengals	71,836
1/1/2017	L	17-24	at Tennessee Titans	65,205

TEXANS STATISTICS	TEXANS	Opponents
TOTAL FIRST DOWNS	305	272
Rushing	102	87
Passing	173	157
Penalty	30	28
3rd Down: Made/Att	87/233	82/213
3rd Down Pct.	39.1%	23.1%
4th Down: Made/Att	9/23	3/13
4th Down Pct.	31.6%	58.3%
POSSESSION AVG.	31:20	28:40
TOTAL NET YARDS	5035	4821
Avg. Per Game	314.7	301.3
Total Plays	1071	950
Avg. Per Play	4.7	5.1
NET YARDS RUSHING	1859	1595
Avg. Per Game	116.2	99.7
Total Rushes	456	397
NET YARDS PASSING	3176	3226
Avg. Per Game	198.5	201.6
Sacked/Yards Lost	32/242	31/198
Gross Yards	3418	3424
Attempts/Completions	583/347	522/319
Completion Pct.	59.5%	61.1%
Had Intercepted	16	11
PUNTS/AVERAGE	72/47.5	84/46.0
NET PUNTING AVG.	40.1	39.7
PENALTIES/YARDS	87/868	114/950
FUMBLES/BALL LOST	20/8	15/6
TOUCHDOWNS	25	36
Rushing	8	13
Passing	15	20
Returns	2	3

SCORE BY PERIODS	1	2	3	4	OT	Total
TEXANS	47	74	65	90	3	279
Opponents	54	118	44	112	0	328

SCORING	TD	Ru	Pa	Rt	PAT	FG	2PT	TP
N.Novak	0	0	0	0	22/25	35/41	0	127
L.Miller	6	5	1	0	0/0	0/0	0	36
D.Hopkins	4	0	4	0	0/0	0/0	0	24
C.Fiedorowicz	4	0	4	0	0/0	0/0	0	24
W.Fuller V	3	0	2	1	0/0	0/0	0	18
B.Osweiler	2	2	0	0	0/0	0/0	0	12
R.Griffin	2	0	2	0	0/0	0/0	0	12
K.Jackson	1	0	0	1	0/0	0/0	0	6
S.Anderson	1	0	1	0	0/0	0/0	0	6
B.Miller	1	0	1	0	0/0	0/0	0	6
A.Blue	1	1	0	0	0/0	0/0	0	6
TEXANS	25	8	15	2	22/25	35/41	0	279
Opponents	36	13	20	3	35/35	25/29	1	328

2-Pt. Conversions: TEXANS: 0/0, Opponents: 1/1

**SACKS:** W.Mercilus 7.5, J.Clowney 6.0, B.McKinney 5.0, J.Simon 3.5, J.Heath 2.0, J.Watt 1.5, D.Reader 1.0, A.Hal 1.0, A.Bouye 1.0, U.Kamalu 1.0, C.Covington 1.0, A.Smith 0.5  
**TEXANS: 31.0, Opponents: 31.0**

**FUMBLES LOST:** T.Ervin 2, L.Miller 1, B.Osweiler 1, R.Griffin 1, C.James 1, T.Savage 1, A.Blue 1 **TEXANS: 8**

**OPP. FUMBLE RECOVERIES:** W.Mercilus 4, K.Johnson 1, J.Watt 1 **TEXANS: 6**

RUSHING	No.	Yds	Avg	Long	TD
L.Miller	268	1073	4.0	45	5
A.Blue	100	420	4.2	25	1
B.Osweiler	30	131	4.4	21	2
A.Hunt	20	109	5.5	19	0
J.Grimes	23	105	4.6	14	0
T.Savage	6	12	2.0	11	0
J.Prosch	4	9	2.3	5	0
T.Ervin	1	3	3.0	3	0
B.Miller	3	0	0.0	1	0
W.Fuller	1	-3	-3.0	-3	0
TEXANS	456	1859	4.1	45	8
Opponents	397	1595	4.0	41t	13

RECEIVING	No.	Yds	Avg	Long	TD
D.Hopkins	78	954	12.2	51	4
C.Fiedorowicz	54	559	10.4	26t	4
R.Griffin	50	442	8.8	45	2
W.Fuller V	47	635	13.5	53	2
L.Miller	31	188	6.1	16	1
B.Miller	15	99	6.6	12t	1
J.Strong	14	131	9.4	36	0
J.Grimes	13	94	7.2	15	0
A.Blue	12	40	3.3	12	0
S.Anderson	11	93	8.5	14	1
K.Mumphery	10	69	6.9	11	0
W.Williams	4	75	18.8	32	0
A.Hunt	3	29	9.7	24	0
T.Ervin	3	18	6.0	9	0
J.Prosch	1	6	6.0	6	0
B.Osweiler	1	-14	-14.0	-6	0
TEXANS	347	3418	9.9	53	1
Opponents	319	3424	10.7	86t	20

INTERCEPTIONS	No.	Yds	Avg	Long	TD
O.Demps	6	54	9.0	19	0
A.Hal	2	36	18.0	24	0
K.Jackson	1	42	42.0	42t	1
A.Bouye	1	0	0.0	0	0
R.Nelson Jr.	1	0	0.0	0	0
TEXANS	11	132	12.0	42t	1
Opponents	16	165	10.3	35	0

PUNTING	No.	Yds	Avg	Net	TB	In	Lg	B
S.Lechler	72	3423	47.5	40.1	3	30	62	0
TEXANS	72	3423	47.5	40.1	3	30	62	0
Opponents	84	3861	46.0	39.7	5	34	71	0

PUNT RETURNS	Ret	FC	Yds	Avg	Long	TD
T.Ervin	27	23	261	9.7	57	0
W.Fuller V	11	6	165	15.0	67t	1
B.Miller	1	0	1	1.0	1	0
TEXANS	39	29	427	10.9	67t	1
Opponents	48	13	477	9.9	79t	1

KICKOFF RETURNS	No.	Yds	Avg	Long	TD
T.Ervin	14	263	18.8	33	0
A.Hunt	9	194	21.6	39	0
B.Miller	3	41	13.7	17	0
W.Fuller V	2	31	15.5	19	0
C.James	1	18	18.0	18	0
J.Prosch	1	10	10.0	10	0
TEXANS	30	557	18.6	39	0
Opponents	48	1135	23.6	100t	1

FIELD GOALS	1-19	20-29	30-39	40-49	50+
N.Novak	1/1	12/12	11/11	8/11	3/6
TEXANS	1/1	12/12	11/11	8/11	3/6
Opponents	2/2	6/6	8/8	6/8	3/5

PASSING	Att	Comp	Yds	Cmp%	Yds/Att	TD	TD%	Int	Int%	Long	Sack/Lost	Rating
B.Osweiler	510	301	2957	59.0%	5.8	15	2.9%	16	3.1%	53	27/206	72.2
T.Savage	73	46	461	63.0%	6.3	0	0.0%	0	0.0%	32	5/36	80.9
TEXANS	583	347	3418	59.5%	5.9	15	2.6%	16	2.7%	53	32/242	73.3
Opponents	522	319	3424	61.1%	6.6	20	3.8%	11	2.1%	86t	31/198	84.3

# 2016 FINAL STATISTICS (9-7)

## DEFENSIVE STATISTICS

PLAYER	Solo	Asst	Total	Sk	Sk Yds	TFL	QBH	Int	PD	FF	FR
B.McKinney	79	50	129	5.0	31.0	8	11	0	2	1	0
B.Cushing	38	27	65	0.0	0.0	2	2	0	1	0	0
K.Jackson	51	11	62	0.0	0.0	3	0	1	4	0	0
A.Bouye	48	14	62	1.0	6.0	2	1	1	16	0	0
Q.Demps	38	17	55	0.0	0.0	1	1	6	9	1	0
W.Mercilus	36	17	53	7.5	56.5	13	22	0	1	1	4
J.Clowney	40	12	52	6.0	45.0	16	17	0	2	1	0
J.Simon	32	19	51	3.5	19.0	4	10	0	2	1	0
A.Hal	31	15	46	1.0	7.0	2	1	2	7	0	0
J.Joseph	38	7	45	0.0	0.0	0	0	0	9	1	0
C.Covington	16	10	26	1.0	2.0	2	2	0	1	0	0
C.Moore	18	5	23	0.0	0.0	0	0	0	3	0	0
D.Reader	7	15	22	1.0	8.0	2	2	0	1	0	0
K.Johnson	18	3	21	0.0	0.0	1	0	0	3	0	1
V.Wilfork	9	12	21	0.0	0.0	2	3	0	1	0	0
M.Bullough	14	5	19	0.0	0.0	2	0	0	0	0	0
E.Pleasant	14	3	17	0.0	0.0	1	1	0	5	0	0
C.James	10	2	12	0.0	0.0	0	0	0	1	0	0
B.Scarlett	3	7	10	0.0	0.0	1	0	0	0	0	0
R.Nelson Jr.	8	1	9	0.0	0.0	0	0	1	2	0	0
D.Rice	6	3	9	0.0	0.0	0	0	0	0	0	0
J.Heath	5	3	8	2.0	11.0	2	4	0	0	0	0
J.Watt	1	7	8	1.5	5.0	1	5	0	0	0	1
U.Kamalu	3	2	5	1.0	4.0	2	1	0	0	0	0
A.Smith	3	1	4	0.5	3.5	0	6	0	0	0	0
A.Dent	3	1	4	0.0	0.0	0	0	0	0	0	0
B.Dunn	3	0	3	0.0	0.0	0	0	0	0	0	0
D.Still	2	1	3	0.0	0.0	0	0	0	0	0	0
K.Dillon	1	1	2	0.0	0.0	0	0	0	0	0	0
B.Peters	1	0	1	0.0	0.0	1	0	0	0	0	0
TEXANS	576	271	847	31.0	198.0	68	89	11	70	6	6
Opponents	642	333	975	31.0	242.0	61	99	16	87	12	5

MISCELLANEOUS TACKLES: D.Hopkins 6, W.Fuller V 4, L.Miller 2, R.Griffin 2, S.Anderson 2, J.Grimes 1, O.Aboushi 1, X.Su'a-Filo 1

MISCELLANEOUS FUMBLE RECOVERIES: L.Miller 2, B.Osweiler 2, A.Hunt 1, C.Clark 1

## SPECIAL TEAMS STATISTICS

PLAYER	Solo	Asst	Total	FF	FR	Blocked FG	Blocked PAT	Blocked Punt
R.Nelson Jr.	9	2	11	0	1	0	0	0
D.Jones	9	2	11	0	0	0	0	0
B.Peters	6	4	10	0	0	0	0	0
C.Moore	7	2	9	0	0	0	0	0
A.Dent	6	1	7	0	0	0	0	0
J.Grimes	6	1	7	1	0	0	0	0
A.Hunt	5	2	7	0	0	0	0	0
A.Blue	6	0	6	0	0	0	0	0
M.Bullough	5	1	6	0	0	0	0	0
C.James	6	0	6	0	0	0	0	0
T.Ervin	3	1	4	0	0	0	0	0
K.Johnson	4	0	4	0	0	0	0	0
J.Prosch	3	1	4	0	0	0	0	0
B.Scarlett	3	0	3	0	0	0	0	0
K.Dillon	3	0	3	0	0	0	0	0
E.Pleasant	2	1	3	0	0	0	0	0
J.Weeks	2	0	2	0	0	0	0	0
A.Hal	1	1	2	0	0	0	0	0
K.Mumphery	1	1	2	0	0	0	0	0
S.Lechler	1	1	2	0	0	0	0	0
S.Anderson	1	0	1	0	0	0	0	0
A.Bouye	0	1	1	0	0	0	0	0
N.Novak	1	0	1	0	0	0	0	0
W.Williams	0	0	0	0	1	0	0	0
TEXANS	90	22	112	1	2	0	0	0
Opponents	58	22	80	3	5	0	1	0

## DEFENSIVE LEADERS

### SACKS

Player	Sacks	Yards
W.Mercilus	53.0	7.5
J.Clowney	52.0	6.0
B.McKinney	129.0	5.0
J.Simon	51.0	3.5
J.Heath	8.0	2.0
J.Watt	8.0	1.5
A.Bouye	62.0	1.0
A.Hal	46.0	1.0
C.Covington	26.0	1.0
D.Reader	22.0	1.0
U.Kamalu	5.0	1.0
A.Smith	4.0	0.5
Totals	31.0	198.0

### INTERCEPTIONS

Player	Int	Yards	Long
Q.Demps	6	54	19
A.Hal	2	36	24
A.Bouye	1	0	0
K.Jackson	1	42	42t
R.Nelson Jr.	1	0	0
Totals	11	132	42t

### DEF. FUMBLES FORCED AND RECOVERED

Player	FF	FR
B.McKinney	1	0
Q.Demps	1	0
J.Simon	1	0
J.Joseph	1	0
W.Mercilus	1	4
J.Clowney	1	0
J.Watt	0	1
K.Johnson	0	1
Totals	6	6

### QUARTERBACK HITS

Player	QBH
W.Mercilus	22
J.Clowney	17
B.McKinney	11
J.Simon	10
A.Smith	6
J.Watt	5
J.Heath	4
V.Wilfork	3
B.Cushing	2
C.Covington	2
D.Reader	2
A.Bouye	1
Q.Demps	1
A.Hal	1
E.Pleasant	1
U.Kamalu	1
Totals	89

### PASSES DEFENSED

Player	PD
A.Bouye	16
Q.Demps	9
J.Joseph	9
A.Hal	7
E.Pleasant	5
K.Jackson	4
C.Moore	3
K.Johnson	3
B.McKinney	2
J.Clowney	2
J.Simon	2
R.Nelson Jr.	2
B.Cushing	1
W.Mercilus	1
C.Covington	1
D.Reader	1
V.Wilfork	1
C.James	1
Totals	70

### TACKLES FOR LOSS

Player	TFL
J.Clowney	16
W.Mercilus	13
B.McKinney	8
J.Simon	4
K.Jackson	3
B.Cushing	2
A.Bouye	2
A.Hal	2
C.Covington	2
D.Reader	2
V.Wilfork	2
M.Bullough	2
J.Heath	2
U.Kamalu	2
Q.Demps	1
K.Johnson	1
E.Pleasant	1
B.Scarlett	1
J.Watt	1
B.Peters	1
Totals	68

# 2016 POSTSEASON STATISTICS (1-1)

Date	W/L	Score	Opponent	Attendance
1/7/2017	W	27-14	Oakland Raiders	71,790
1/14/2017	L	16-34	at New England Patriots	66,829

TEXANS STATISTICS	TEXANS	Opponents
TOTAL FIRST DOWNS	33	36
Rushing	11	9
Passing	17	23
Penalty	5	4
3rd Down: Made/Att	7/31	7/30
3rd Down Pct.	22.6%	23.3%
4th Down: Made/Att	0/0	1/2
4th Down Pct.	0.0%	50.0%
POSSESSION AVG.	33:00	27:01
TOTAL NET YARDS	576	580
Avg. Per Game	288.0	290.0
Total Plays	135	136
Avg. Per Play	4.3	4.3
NET YARDS RUSHING	228	162
Avg. Per Game	114.0	81.0
Total Rushes	67	48
NET YARDS PASSING	348	418
Avg. Per Game	174.0	209.0
Sacked/Yards Lost	3/17	5/30
Gross Yards	365	448
Attempts/Completions	65/37	83/36
Completion Pct.	56.9%	43.4%
Had Intercepted	3	5
PUNTS/AVERAGE	17/44.4	16/43.6
NET PUNTING AVG.	36.4	38.8
PENALTIES/YARDS	12/140	13/113
FUMBLES/BALL LOST	3/0	2/1
TOUCHDOWNS	4	6
Rushing	2	2
Passing	2	3
Returns	0	1

SCORE BY PERIODS	1	2	3	4	OT	Total
TEXANS	13	20	0	10	0	43
Opponents	21	3	7	17	0	48

SCORING	TD	Ru	Pa	Rt	PAT	FG	2PT	TP
N.Novak	0	0	0	0	4/4	5/5	0	19
L.Miller	1	1	0	0	0/0	0/0	0	6
B.Osweiler	1	1	0	0	0/0	0/0	0	6
D.Hopkins	1	0	1	0	0/0	0/0	0	6
C.Fiedorowicz	1	0	1	0	0/0	0/0	0	6
TEXANS	4	2	2	0	4/4	5/5	0	43
Opponents	6	2	3	1	6/6	2/2	0	48

2-Pt. Conversions: TEXANS: 0/0, Opponents: 0/0

SACKS: W.Mercilus 3.0, D.Reader 1.0, B.Cushing 1.0 TEXANS: 5.0, Opponents: 3.0

FUMBLES LOST: TEXANS: 0

OPP. FUMBLE RECOVERIES: E.Pleasant 1 TEXANS: 1

RUSHING	No.	Yds	Avg	Long	TD
L.Miller	50	147	2.9	19	1
J.Grimes	6	41	6.8	12	0
B.Osweiler	7	33	4.7	18	1
A.Blue	3	6	2.0	4	0
J.Prosch	1	1	1.0	1	0
TEXANS	67	228	3.4	19	2
Opponents	48	162	3.4	18	2

RECEIVING	No.	Yds	Avg	Long	TD
D.Hopkins	11	132	12.0	38	1
W.Fuller V	7	53	7.6	19	0
C.Fiedorowicz	5	71	14.2	18	1
J.Grimes	4	43	10.8	15	0
L.Miller	4	15	3.8	6	0
R.Griffin	3	29	9.7	13	0
A.Hunt	2	15	7.5	13	0
K.Mumphery	1	7	7.0	7	0
S.Anderson	0	0	0	0	0
TEXANS	37	365	9.9	38	2
Opponents	36	448	12.4	48	3

INTERCEPTIONS	No.	Yds	Avg	Long	TD
A.Bouye	2	13	6.5	7	0
C.Moore	1	20	20.0	20	0
A.Hal	1	6	6.0	6	0
J.Clowney	1	3	3.0	3	0
TEXANS	5	42	8.4	20	0
Opponents	3	58	19.3	31	0

PUNTING	No.	Yds	Avg	Net	TB	In	Lg	B
S.Lechler	17	755	44.4	36.4	2	7	63	0
TEXANS	17	755	44.4	36.4	2	7	63	0
Opponents	16	697	43.6	38.8	1	6	62	0

PUNT RETURNS	Ret	FC	Yds	Avg	Long	TD
T.Ervin	4	2	23	5.8	16	0
W.Fuller V	2	1	34	17.0	18	0
TEXANS	6	3	57	9.5	18	0
Opponents	10	5	96	9.6	37	0

KICKOFF RETURNS	No.	Yds	Avg	Long	TD
A.Hunt	3	57	19.0	22	0
A.Blue	1	15	15.0	15	0
T.Ervin	1	14	14.0	14	0
W.Fuller V	1	12	12.0	12	0
TEXANS	6	98	16.3	22	0
Opponents	6	185	30.8	98t	1

FIELD GOALS	1-19	20-29	30-39	40-49	50+
N.Novak	0/0	1/1	2/2	1/1	1/1
TEXANS	0/0	1/1	2/2	1/1	1/1
Opponents	1/1	0/0	0/0	1/1	0/0

PASSING	Att	Comp	Yds	Cmp%	Yds/Att	TD	TD%	Int	Int%	Long	Sack/Lost	Rating
B.Osweiler	65	37	365	56.9%	5.6	2	3.1%	3	4.6%	38	3/17	63.9
TEXANS	65	37	365	56.9%	5.6	2	3.1%	3	4.6%	38	3/17	63.9
Opponents	83	36	448	43.4%	5.4	3	3.6%	5	6.0%	48	5/30	47.7



# 2016 POSTSEASON STATISTICS (1-1)

## DEFENSIVE STATISTICS

PLAYER	Solo	Asst	Total	Sk	Sk Yds	TFL	QBH	Int	PD	FF	FR
J. Joseph	14	0	14	0.0	0.0	0	0	0	3	0	0
A. Hal	7	5	12	0.0	0.0	0	0	1	3	0	0
B. McKinney	6	6	12	0.0	0.0	0	0	0	2	0	0
W. Mercilus	7	4	11	3.0	20.0	4	5	0	1	0	0
K. Jackson	4	4	8	0.0	0.0	0	0	0	0	0	0
B. Cushing	3	5	8	1.0	4.0	2	1	0	0	0	0
C. Moore	6	1	7	0.0	0.0	0	0	1	3	0	0
A. Bouye	5	2	7	0.0	0.0	0	0	2	6	1	0
E. Pleasant	1	3	4	0.0	0.0	0	0	0	0	0	0
J. Clowney	3	0	3	0.0	0.0	1	2	1	2	0	0
R. Nelson Jr.	3	0	3	0.0	0.0	0	0	0	1	0	0
D. Reader	2	1	3	1.0	6.0	1	1	0	0	0	0
J. Heath	2	0	2	0.0	0.0	0	0	0	0	0	0
Q. Demps	2	0	2	0.0	0.0	0	0	0	0	0	0
C. Covington	1	1	2	0.0	0.0	0	2	0	0	0	0
A. Smith	1	0	1	0.0	0.0	1	0	0	0	0	0
A. Dent	0	1	1	0.0	0.0	0	0	0	0	0	0
V. Wilfork	0	1	1	0.0	0.0	0	0	0	0	0	0
TEXANS	67	34	101	5.0	30.0	9	11	5	21	1	0
Opponents	79	47	126	3.0	17.0	9	6	3	12	0	0

MISCELLANEOUS TACKLES: D. Hopkins 1, X. Su'a-Filo 1

MISCELLANEOUS FUMBLE RECOVERIES: B. Osweiler 1

## SPECIAL TEAMS STATISTICS

PLAYER	Solo	Asst	Total	FF	FR	Blocked FG	Blocked PAT	Blocked Punt
A. Dent	1	2	3	1	0	0	0	0
C. Moore	2	0	2	0	0	0	0	0
B. Peters	2	0	2	0	0	0	0	0
D. Jones	2	0	2	0	0	0	0	0
S. Anderson	1	1	2	0	0	0	0	0
S. Lechler	1	0	1	0	0	0	0	0
J. Grimes	1	0	1	0	0	0	0	0
B. Scarlett	1	0	1	0	0	0	0	0
A. Hunt	1	0	1	0	0	0	0	0
E. Pleasant	0	0	0	0	2	0	0	0
T. Ervin	0	0	0	0	1	0	0	0
TEXANS	12	3	15	1	3	0	0	0
Opponents	9	8	17	0	0	0	0	0

## DEFENSIVE LEADERS

### SACKS

Player	Sacks	Yards
W. Mercilus	3.0	17.0
D. Reader	1.0	6.0
B. Cushing	1.0	4.0
Totals	3.0	30.0

### INTERCEPTIONS

Player	Int	Yards	Long
A. Bouye	2	13	7
J. Clowney	1	3	3
A. Hal	1	6	6
C. Moore	1	20	20
Totals	5	42	20

### DEF. FUMBLES FORCED AND RECOVERED

Player	FF	FR
A. Bouye	1	0
Totals	1	0

### QUARTERBACK HITS

Player	QBH
W. Mercilus	5
J. Clowney	2
C. Covington	2
B. Cushing	1
D. Reader	1
Totals	11

### PASSES DEFENSED

Player	PD
A. Bouye	6
J. Joseph	3
A. Hal	3
C. Moore	3
B. McKinney	2
J. Clowney	2
W. Mercilus	1
R. Nelson Jr.	1
Totals	21

### TACKLES FOR LOSS

Player	TFL
W. Mercilus	4
B. Cushing	2
J. Clowney	1
D. Reader	1
A. Smith	1
Totals	9

# 2017 FINAL STATISTICS (4-12)

Date	W/L	Score	Opponent	Attendance
9/10/2017	L	7-29	Jacksonville Jaguars	71,710
9/14/2017	W	13-9	at Cincinnati Bengals	52,942
9/24/2017	L	33-36	at New England Patriots	65,878
10/1/2017	W	57-14	Tennessee Titans	71,804
10/8/2017	L	34-42	Kansas City Chiefs	71,835
10/15/2017	W	33-17	Cleveland Browns	71,815
10/29/2017	L	38-41	at Seattle Seahawks	69,025
11/5/2017	L	14-20	Indianapolis Colts	71,709
11/12/2017	L	7-33	at Los Angeles Rams	60,032
11/19/2017	W	31-21	Arizona Cardinals	71,680
11/27/2017	L	16-23	at Baltimore Ravens	70,357
12/3/2017	L	13-24	at Tennessee Titans	62,758
12/10/2017	L	16-26	San Francisco 49ers	71,802
12/17/2017	L	7-45	at Jacksonville Jaguars	64,701
12/25/2017	L	6-34	Pittsburgh Steelers	71,842
12/31/2017	L	13-22	at Indianapolis Colts	60,557

TEXANS STATISTICS	TEXANS	Opponents
TOTAL FIRST DOWNS	313	301
Rushing	86	88
Passing	180	176
Penalty	47	37
3rd Down: Made/Att	76/209	71/201
3rd Down Pct.	36.4%	35.3%
4th Down: Made/Att	5/10	5/8
4th Down Pct.	50.0%	62.5%
POSSESSION AVG.	30:07	29:53
TOTAL NET YARDS	5120	5546
Avg. Per Game	320.0	346.6
Total Plays	1027	973
Avg. Per Play	5.0	5.7
NET YARDS RUSHING	1842	1747
Avg. Per Game	115.1	109.2
Total Rushes	448	440
NET YARDS PASSING	3278	3799
Avg. Per Game	204.9	237.4
Sacked/Yards Lost	54/366	32/200
Gross Yards	3644	3999
Attempts/Completions	525/299	501/321
Completion Pct.	57.0%	64.1%
Had Intercepted	17	11
PUNTS/AVERAGE	92/49.0	81/47.3
NET PUNTING AVG.	41.3	42.9
PENALTIES/YARDS	124/1050	122/1128
FUMBLES/BALL LOST	25/11	14/5
TOUCHDOWNS	40	48
Rushing	8	14
Passing	28	30
Returns	4	4

SCORE BY PERIODS	1	2	3	4	OT	Total
TEXANS	67	111	63	97	0	338
Opponents	57	181	96	102	0	436

SCORING	TD	Ru	Pa	Rt	PAT	FG	2PT	TP
K.Fairbairn	0	0	0	0	32/35	20/25	0	92
D.Hopkins	13	0	13	0	0/0	0/0	0	78
W.Fuller	7	0	7	0	0/0	0/0	0	42
L.Miller	6	3	3	0	0/0	0/0	0	36
D.Watson	2	2	0	0	0/0	0/0	1	14
D.Foreman	2	2	0	0	0/0	0/0	0	12
B.Ellington	2	0	2	0	0/0	0/0	0	12
R.Griffin	1	0	1	0	0/0	0/0	1	8
J.Joseph	1	0	0	1	0/0	0/0	0	6
L.Houston	1	0	0	1	0/0	0/0	0	6
J.Clowney	1	0	0	1	0/0	0/0	0	6
S.Anderson	1	0	1	0	0/0	0/0	0	6
A.Blue	1	1	0	0	0/0	0/0	0	6
D.Cole	1	0	0	1	0/0	0/0	0	6
B.Miller	1	0	1	0	0/0	0/0	0	6
TEXANS	40	8	28	4	32/35	20/25	2	338
Opponents	48	14	30	4	45/46	33/35	1	436

2-Pt. Conversions: TEXANS: 2/5, Opponents: 1/2

SACKS: J.Clowney 9.5, B.McKinney 3.0, E.Pleasant 2.0, U.Kamalu 2.0, B.Scarlett 2.0, Z.Cunningham 1.5, B.Cushing 1.5, C.Covington 1.0, L.Lewis 1.0, K.Drummond 1.0, L.Houston 1.0, M.Gilchrist 1.0, W.Mercilus 1.0, K.Jackson 1.0, D.Reader 1.0, J.Heath 1.0, D.Cole 1.0, C.Clements 0.5  
TEXANS: 32.0, Opponents: 54.0

RUSHING	No.	Yds	Avg	Long	TD
L.Miller	238	888	3.7	21	3
D.Foreman	78	327	4.2	39	2
D.Watson	36	269	7.5	49t	2
A.Blue	71	262	3.7	48	1
T.Yates	5	51	10.2	15	0
B.Ellington	3	17	5.7	13	0
T.Ervin	4	12	3.0	6	0
W.Fuller V	2	9	4.5	5	0
A.Ellington	5	2	0.4	7	0
T.Savage	4	2	0.5	3	0
T.Heinicke	1	2	2.0	2	0
B.Miller	1	1	1.0	1	0
TEXANS	448	1842	4.1	49t	8
Opponents	440	1747	4.0	75t	14

RECEIVING	No.	Yds	Avg	Long	TD
D.Hopkins	96	1378	14.4	72t	13
L.Miller	36	327	9.1	32	3
B.Ellington	29	330	11.4	35	2
W.Fuller V	28	423	15.1	59t	7
S.Anderson	25	342	13.7	42	1
B.Miller	19	162	8.5	57	1
C.Fiedorowicz	14	127	9.1	15	0
R.Griffin	13	158	12.2	35	1
T.Ervin	8	38	4.8	7	0
A.Blue	7	54	7.7	14	0
D.Foreman	6	83	13.8	34	0
A.Ellington	6	72	12.0	29	0
C.Thompson	5	84	16.8	32	0
J.Prosch	4	31	7.8	18	0
D.White	1	24	24.0	24	0
C.Hamilton	1	8	8.0	8	0
R.Malleck	1	3	3.0	3	0
TEXANS	299	3644	12.2	72t	28
Opponents	321	3999	12.5	94t	30

INTERCEPTIONS	No.	Yds	Avg	Long	TD
A.Hal	3	10	3.3	7	0
J.Joseph	2	85	42.5	82t	1
D.Cole	2	28	14.0	25t	1
M.Gilchrist	1	17	17.0	17	0
K.Jackson	1	2	2.0	2	0
M.Williams	1	2	2.0	2	0
E.Pleasant	1	0	0.0	0	0
TEXANS	11	144	13.1	82t	2
Opponents	17	400	23.5	78t	2

PUNTING	No.	Yds	Avg	Net	TB	In	Lg	B
S.Lechler	92	4507	49.0	41.3	5	32	68	0
TEXANS	92	4507	49.0	41.3	5	32	68	0
Opponents	81	3828	47.3	42.9	3	37	65	0

PUNT RETURNS	Ret	FC	Yds	Avg	Long	TD
W.Fuller V	9	6	135	15.0	49	0
T.Ervin	8	4	60	7.5	21	0
C.Thompson	6	0	39	6.5	15	0
B.Ellington	5	4	47	9.4	21	0
D.White	4	1	3	0.8	3	0
B.Miller	3	5	12	4.0	8	0
TEXANS	35	20	296	8.5	49	0
Opponents	49	22	608	12.4	82t	1

KICKOFF RETURNS	No.	Yds	Avg	Long	TD
C.Thompson	17	369	21.7	42	0
T.Ervin	5	93	18.6	24	0
J.Todman	4	84	21.0	25	0
D.Foreman	1	12	12.0	12	0
TEXANS	27	558	20.7	42	0
Opponents	27	547	20.3	48	0

FIELD GOALS	1-19	20-29	30-39	40-49	50+
N.Novak	0/0	3/4	8/10	6/7	3/4
TEXANS	0/0	3/4	8/10	6/7	3/4
Opponents	0/0	8/8	12/13	8/9	5/5

FUMBLES LOST: T.Savage 7, D.Watson 1, D.Foreman 1, T.Yates 1, D.Hopkins 1 TEXANS: 11

OPP. FUMBLE RECOVERIES: J.Clowney 2, L.Houston 1, J.Todman 1, B.Dunn 1 TEXANS: 5

PASSING	Att	Comp	Yds	Cmp%	Yds/Att	TD	TD%	Int	Int%	Long	Sack/Lost	Rating
D.Watson	204	126	1699	61.8%	8.3	19	9.3%	8	3.9%	72t	19/116	103.0
T.Savage	223	125	1412	56.1%	6.3	5	2.2%	6	2.7%	57	21/159	71.4
T.Yates	97	47	523	48.5%	5.4	4	4.1%	3	3.1%	40	13/75	65.8
T.Heinicke	1	1	10	100.0%	10.0	0	0.0%	0	0.0%	10	1/16	108.3
TEXANS	525	299	3644	57.0%	6.9	28	5.3%	17	3.2%	72t	54/366	82.8
Opponents	501	321	3999	64.1%	8.0	30	6.0%	11	2.2%	94t	32/200	99.6

# 2017 FINAL STATISTICS (4-12)

## DEFENSIVE STATISTICS

PLAYER	Solo	Asst	Total	Sk	Sk Yds	TFL	QBH	Int	PD	FF	FR
B.McKinney	62	33	95	3.0	8.0	10	8	0	1	1	0
Z.Cunningham	45	37	82	1.5	7.5	5	2	0	6	1	0
K.Jackson	54	19	73	1.0	4.0	4	2	1	10	1	0
A.Hal	47	24	71	0.0	0.0	3	1	3	5	2	0
J.Clowney	41	18	59	9.5	67.0	21	21	0	2	2	2
M.Gilchrist	45	11	56	1.0	8.0	1	0	1	6	1	0
J.Joseph	37	10	47	0.0	0.0	2	0	2	9	0	0
D.Reader	23	24	47	1.0	2.0	3	6	0	0	0	0
K.Johnson	35	10	45	0.0	0.0	1	0	0	2	0	0
E.Pleasant	22	5	27	2.0	21.0	1	2	1	3	1	0
B.Scarlett	19	7	26	2.0	11.0	6	3	0	1	0	0
B.Dunn	17	9	26	0.0	0.0	3	2	0	0	0	1
D.Cole	10	15	25	1.0	1.0	4	2	2	3	0	0
J.Heath	17	7	24	1.0	1.0	1	1	0	0	0	0
C.Moore	15	6	21	0.0	0.0	1	0	0	1	0	0
C.Watkins	9	12	21	0.0	0.0	3	0	0	1	0	0
C.Covington	10	6	16	1.0	12.0	1	2	0	0	1	0
B.Cushing	8	8	16	1.5	4.5	1	2	0	0	0	0
J.Watt	11	4	15	0.0	0.0	3	5	0	2	0	0
M.Williams	12	0	12	0.0	0.0	1	0	1	4	0	0
W.Mercilus	9	1	10	1.0	6.0	1	1	0	0	1	0
J.Jenkins	8	2	10	0.0	0.0	1	0	0	0	0	0
J.Banks	8	2	10	0.0	0.0	0	0	0	0	0	0
K.Drummond	8	1	9	1.0	9.0	1	1	0	0	0	0
A.Blackson	8	1	9	0.0	0.0	0	1	0	1	0	0
B.Peters	5	3	8	0.0	0.0	0	0	0	0	0	0
L.Houston	6	1	7	1.0	9.0	3	4	0	0	1	1
T.Decoud	6	1	7	0.0	0.0	0	0	0	1	0	0
U.Kamalu	5	1	6	2.0	13.0	3	3	0	0	0	0
L.Lewis	3	0	3	1.0	11.0	1	1	0	0	0	0
C.Clements	1	1	2	0.5	5.0	0	1	0	0	0	0
G.President	1	1	2	0.0	0.0	0	0	0	0	0	0
M.Burley	1	0	1	0.0	0.0	0	0	0	0	0	0
TEXANS	608	280	888	32	200	85	71	11	58	12	4
Opponents	616	325	941	54	366	70	118	17	87	19	11

MISCELLANEOUS TACKLES: X.Su'a-Filo 4, D.Hopkins 3, D.Watson 2, T.Savage 2, N.Martin 2, S.Anderson 1, T.Yates 1, C.Slade 1, C.Clark 1, B.Ellington 1, C.Fiedorowicz 1, B.Miller 1, W.Fuller V 1

MISCELLANEOUS FUMBLE RECOVERIES: T.Yates 3, B.Ellington 2, C.Clark 1, B.Giacomini 1, J.Davenport 1, L.Miller 1

## SPECIAL TEAMS STATISTICS

PLAYER	Solo	Asst	Total	FF	FR	Blocked FG	Blocked PAT	Blocked Punt
K.Drummond	8	3	11	0	0	0	0	0
B.Peters	7	2	9	0	0	0	0	0
Z.Cunningham	3	5	8	0	0	0	0	0
D.Cole	6	1	7	0	0	0	0	0
J.Todman	6	0	6	0	1	0	0	0
C.Thompson	6	0	6	0	2	0	0	0
C.Moore	5	1	6	0	0	0	0	0
A.Blue	4	1	5	1	0	0	0	0
E.Pleasant	3	2	5	0	0	0	0	0
J.Weeks	1	3	4	0	0	0	0	0
B.Scarlett	2	1	3	0	0	0	0	0
S.Lechler	1	1	2	0	0	0	0	0
I.Campbell	1	1	2	0	0	0	0	0
B.Heeney	0	2	2	0	0	0	0	0
M.Williams	1	0	1	0	0	0	0	0
J.Jenkins	1	0	1	0	0	0	0	0
S.Anderson	1	0	1	0	0	0	0	0
K.Fairbairn	1	0	1	0	0	0	0	0
T.Ervin	1	0	1	0	0	0	0	0
G.President	0	1	1	0	0	0	0	0
J.Strong	0	1	1	0	0	0	0	0
J.Proesch	0	1	1	0	0	0	0	0
T.Decoud	0	0	0	0	1	0	0	0
D.White	0	0	0	0	1	0	0	0
TEXANS	58	26	84	1	5	0	0	0
Opponents	58	17	75	1	0	0	0	0

## DEFENSIVE LEADERS

### SACKS

Player	Sacks	Yards
J.Clowney	9.5	67.0
B.McKinney	3.0	8.0
E.Pleasant	2.0	21.0
B.Scarlett	2.0	11.0
U.Kamalu	2.0	13.0
Z.Cunningham	1.5	7.5
B.Cushing	1.5	4.5
K.Jackson	1.0	4.0
M.Gilchrist	1.0	8.0
D.Reader	1.0	2.0
D.Cole	1.0	1.0
J.Heath	1.0	1.0
C.Covington	1.0	12.0
W.Mercilus	1.0	6.0
K.Drummond	1.0	9.0
L.Houston	1.0	9.0
L.Lewis	1.0	11.0
C.Clements	0.5	5.0
Totals	32	200

### INTERCEPTIONS

Player	Int	Yards	Long
A.Hal	3	10	7
D.Cole	2	28	25t
J.Joseph	2	85	82t
M.Gilchrist	1	17	17
K.Jackson	1	2	2
E.Pleasant	1	0	0
M.Williams	1	2	2
Totals	11	144	82t

### DEF. FUMBLES FORCED AND RECOVERED

Player	FF	FR
A.Hal	2	0
J.Clowney	2	2
B.McKinney	1	0
Z.Cunningham	1	0
K.Jackson	1	0
M.Gilchrist	1	0
E.Pleasant	1	0
C.Covington	1	0
W.Mercilus	1	0
L.Houston	1	1
B.Dunn	0	1
Totals	12	4

### QUARTERBACK HITS

Player	QBH
J.Clowney	21
B.McKinney	8
D.Reader	6
J.Watt	5
L.Houston	4
B.Scarlett	3
U.Kamalu	3
Z.Cunningham	2
K.Jackson	2
E.Pleasant	2
B.Dunn	2
D.Cole	2
C.Covington	2
B.Cushing	2
A.Hal	1
J.Heath	1
W.Mercilus	1
K.Drummond	1
A.Blackson	1
L.Lewis	1
C.Clements	1
Totals	71

### PASSES DEFENSED

Player	PD
K.Jackson	10
J.Joseph	9
Z.Cunningham	6
M.Gilchrist	6
A.Hal	5
M.Williams	4
E.Pleasant	3
D.Cole	3
J.Clowney	2
K.Johnson	2
J.Watt	2
B.McKinney	1
B.Scarlett	1
C.Moore	1
C.Watkins	1
A.Blackson	1
T.Decoud	1
Totals	58

### TACKLES FOR LOSS

Player	TFL
J.Clowney	21
B.McKinney	10
B.Scarlett	6
Z.Cunningham	5
K.Jackson	4
D.Cole	4
A.Hal	3
D.Reader	3
B.Dunn	3
C.Watkins	3
J.Watt	3
L.Houston	3
U.Kamalu	3
J.Joseph	2
M.Gilchrist	1
K.Johnson	1
E.Pleasant	1
J.Heath	1
C.Moore	1
C.Covington	1
B.Cushing	1
M.Williams	1
W.Mercilus	1
J.Jenkins	1
K.Drummond	1
L.Lewis	1
Totals	85



# "TEXAS IS A PRIDEFUL PLACE."



"Texas is a place with a lot of history – a lot of tradition, so if they choose you as the Best In Texas that means something. Because, down here, people are very prideful and they take pride in what they drive." – JJ Watt

OFFICIAL TRUCK OF  
**JJ WATT**  
AND THE HOUSTON TEXANS



**FORD F-SERIES**  
BEST-SELLING TRUCKS IN TEXAS



A large, stylized white handwritten signature of JJ Watt on a dark background.





**HOUSTON**  
**TEXANS**

**TEXANS KICKOFF**



# 2019 NFL SCHEDULE

N.Y. Jets at Jacksonville	12:00pm	Cincinnati at Oakland	03:25pm	Seattle at L.A. Rams*	07:20pm
Philadelphia at Buffalo	12:00pm	New England at Philadelphia	03:25pm	<b>MONDAY, DECEMBER 9</b>	
Seattle at Atlanta	12:00pm	Chicago at L.A. Rams*	07:20pm	N.Y. Giants at Philadelphia	07:15pm
Tampa Bay at Tennessee	12:00pm	<b>MONDAY, NOVEMBER 18</b>		<b>WEEK 15</b>	
Carolina at San Francisco	03:05pm	Kansas City at L.A. Chargers	07:15pm	<b>THURSDAY, DECEMBER 12</b>	
Cleveland at New England	03:25pm	<b>WEEK 12</b>		N.Y. Jets at Baltimore	07:20pm
Denver at Indianapolis	03:25pm	<b>THURSDAY, NOVEMBER 21</b>		<b>SUNDAY, DECEMBER 15</b>	
Green Bay at Kansas City*	07:20pm	(Byes: Kansas City, Arizona, Minnesota, L.A. Chargers)		<b>Houston at Tennessee</b>	<b>12:00pm</b>
<b>MONDAY, OCTOBER 28</b>		<b>Indianapolis at Houston</b>	<b>07:20pm</b>	Buffalo at Pittsburgh	12:00pm
Miami at Pittsburgh	07:15pm	<b>SUNDAY, NOVEMBER 24</b>		Chicago at Green Bay	12:00pm
<b>WEEK 9</b>		Carolina at New Orleans	12:00pm	Denver at Kansas City	12:00pm
<b>THURSDAY, OCTOBER 31</b>		Denver at Buffalo	12:00pm	Miami at N.Y. Giants	12:00pm
(Byes: Atlanta, Cincinnati, New Orleans, L.A. Rams)		Detroit at Washington	12:00pm	New England at Cincinnati	12:00pm
San Francisco at Arizona	07:20pm	Miami at Cleveland	12:00pm	Philadelphia at Washington	12:00pm
<b>SUNDAY, NOVEMBER 3</b>		N.Y. Giants at Chicago	12:00pm	Seattle at Carolina	12:00pm
<b>Houston at Jacksonville</b>	<b>08:30am</b>	Oakland at N.Y. Jets	12:00pm	Tampa Bay at Detroit	12:00pm
Chicago at Philadelphia	12:00pm	Pittsburgh at Cincinnati	12:00pm	Cleveland at Arizona	03:05pm
Indianapolis at Pittsburgh	12:00pm	Tampa Bay at Atlanta	12:00pm	Jacksonville at Oakland	03:05pm
Minnesota at Kansas City	12:00pm	Jacksonville at Tennessee	03:05pm	Atlanta at San Francisco	03:25pm
N.Y. Jets at Miami	12:00pm	Dallas at New England	03:25pm	L.A. Rams at Dallas	03:25pm
Tennessee at Carolina	12:00pm	Green Bay at San Francisco	03:25pm	Minnesota at L.A. Chargers*	07:20pm
Washington at Buffalo	12:00pm	Seattle at Philadelphia*	07:20pm	<b>MONDAY, DECEMBER 16</b>	
Detroit at Oakland	03:05pm	<b>MONDAY, NOVEMBER 25</b>		Indianapolis at New Orleans	07:15pm
Tampa Bay at Seattle	03:05pm	Baltimore at L.A. Rams	07:15pm	<b>WEEK 16</b>	
Cleveland at Denver	03:25pm	<b>WEEK 13</b>		<b>SUNDAY, DECEMBER 22</b>	
Green Bay at L.A. Chargers	03:25pm	<b>THURSDAY, NOVEMBER 28</b>		Detroit at Denver	11:00am
New England at Baltimore*	07:20pm	Chicago at Detroit	11:30am	<b>Houston at Tampa Bay</b>	<b>12:00pm</b>
<b>MONDAY, NOVEMBER 4</b>		Buffalo at Dallas	03:30pm	Baltimore at Cleveland	12:00pm
Dallas at N.Y. Giants	07:15pm	New Orleans at Atlanta	07:20pm	Buffalo at New England	12:00pm
<b>WEEK 10</b>		<b>SUNDAY, DECEMBER 1</b>		Carolina at Indianapolis	12:00pm
<b>THURSDAY, NOVEMBER 7</b>		Green Bay at N.Y. Giants	12:00pm	Cincinnati at Miami	12:00pm
(Byes: Denver, <b>Houston</b> , Jacksonville, New England, Philadelphia, Washington)		N.Y. Jets at Cincinnati	12:00pm	Jacksonville at Atlanta	12:00pm
L.A. Chargers at Oakland	07:20pm	Oakland at Kansas City	12:00pm	L.A. Rams at San Francisco	12:00pm
<b>SUNDAY, NOVEMBER 10</b>		Philadelphia at Miami	12:00pm	N.Y. Giants at Washington	12:00pm
Arizona at Tampa Bay	12:00pm	San Francisco at Baltimore	12:00pm	New Orleans at Tennessee	12:00pm
Atlanta at New Orleans	12:00pm	Tampa Bay at Jacksonville	12:00pm	Oakland at L.A. Chargers	12:00pm
Baltimore at Cincinnati	12:00pm	Tennessee at Indianapolis	12:00pm	Pittsburgh at N.Y. Jets	12:00pm
Buffalo at Cleveland	12:00pm	Washington at Carolina	12:00pm	Arizona at Seattle	03:25pm
Carolina at Green Bay	12:00pm	L.A. Rams at Arizona	03:05pm	Dallas at Philadelphia	03:25pm
Detroit at Chicago	12:00pm	Cleveland at Pittsburgh	03:25pm	Kansas City at Chicago*	07:20pm
Kansas City at Tennessee	12:00pm	L.A. Chargers at Denver	03:25pm	<b>MONDAY, DECEMBER 23</b>	
N.Y. Giants at N.Y. Jets	12:00pm	<b>New England at Houston*</b>	<b>07:20pm</b>	Green Bay at Minnesota	07:15pm
Miami at Indianapolis	03:05pm	<b>MONDAY, DECEMBER 2</b>		<b>WEEK 17</b>	
L.A. Rams at Pittsburgh	03:25pm	Minnesota at Seattle	07:15pm	<b>SUNDAY, DECEMBER 29</b>	
Minnesota at Dallas*	07:20pm	<b>WEEK 14</b>		<b>Tennessee at Houston</b>	<b>12:00pm</b>
<b>MONDAY, NOVEMBER 11</b>		<b>THURSDAY, DECEMBER 5</b>		Atlanta at Tampa Bay	12:00pm
Seattle at San Francisco	07:15pm	Dallas at Chicago	07:20pm	Chicago at Minnesota	12:00pm
<b>WEEK 11</b>		<b>SUNDAY, DECEMBER 8</b>		Cleveland at Cincinnati	12:00pm
<b>THURSDAY, NOVEMBER 14</b>		<b>Denver at Houston</b>	<b>12:00pm</b>	Green Bay at Detroit	12:00pm
(Byes: Green Bay, N.Y. Giants, Seattle, Tennessee)		Baltimore at Buffalo	12:00pm	Indianapolis at Jacksonville	12:00pm
Pittsburgh at Cleveland	07:20pm	Carolina at Atlanta	12:00pm	L.A. Chargers at Kansas City	12:00pm
<b>SUNDAY, NOVEMBER 17</b>		Cincinnati at Cleveland	12:00pm	Miami at New England	12:00pm
<b>Houston at Baltimore</b>	<b>12:00pm</b>	Detroit at Minnesota	12:00pm	N.Y. Jets at Buffalo	12:00pm
Atlanta at Carolina	12:00pm	Indianapolis at Tampa Bay	12:00pm	New Orleans at Carolina	12:00pm
Buffalo at Miami	12:00pm	Miami at N.Y. Jets	12:00pm	Philadelphia at N.Y. Giants	12:00pm
Dallas at Detroit	12:00pm	San Francisco at New Orleans	12:00pm	Pittsburgh at Baltimore	12:00pm
Denver at Minnesota	12:00pm	Washington at Green Bay	12:00pm	Washington at Dallas	12:00pm
Jacksonville at Indianapolis	12:00pm	L.A. Chargers at Jacksonville	03:05pm	Arizona at L.A. Rams	03:25pm
N.Y. Jets at Washington	12:00pm	Kansas City at New England	03:25pm	Oakland at Denver	03:25pm
New Orleans at Tampa Bay	12:00pm	Pittsburgh at Arizona	03:25pm	San Francisco at Seattle	03:25pm
Arizona at San Francisco	03:05pm	Tennessee at Oakland	03:25pm		

\* Sunday night games in Weeks 5-16 subject to change





## MARC VANDERMEER

**VICE PRESIDENT, BROADCASTING AND  
PLAY-BY-PLAY VOICE**

@TEXANSVOICE



Marc Vandermeer has been a team fixture since it began play in 2002, calling every snap the Houston Texans have ever taken as the team's play-by-play announcer. Vandermeer officially joined the Texans as the director of radio broadcasting in June 2012 and was promoted to senior director of broadcasting in June 2013 before being named vice president of broadcasting in 2016.

In his role, Vandermeer serves as the "Voice of the Texans" and oversees the programs and content on HoustonTexans.com, Texans Radio on the flagship station KILT SportsRadio 610 AM and Texans television programming on ABC-13/KTRK, KPRC and Fox Sports Southwest. He was also co-host of the morning drive show for SportsRadio 610 until May 2012. Since the Texans began play, Vandermeer is the only current team employee to attend every single game in franchise history.

Vandermeer came to the Texans following a successful three-year run as the play-by-play voice for the Miami Hurricanes on 560 WQAM. He called the action for the Hurricanes' football and baseball national championship teams in 2001, hosted the athletic program's weekly show, Hurricane Hotline, and filled in on the WQAM Morning Show.

From 1995-99, Vandermeer was the play-by-play voice for the UMass Minutemen and served as the UMass Radio Network Director for WHMP AM/FM. He was promoted to station manager his final year with WHMP.

Vandermeer has called NCAA Basketball Tournament games for Westwood One Radio and was the play-by-play voice for Central Michigan University from 1992-95. He also serves on the Junior Achievement Board of Directors.

The Boston University alumnus and his wife, Corinne, have two sons, Luke and Liam.



## JOHN HARRIS

**TEXANS ANALYST, INTEGRATED MEDIA  
MANAGER**

@JHARRISFOOTBALL



John Harris joined the organization as a football analyst and sideline reporter in April 2014 and was hired full-time in April 2015. In addition to his sideline duties on game day, he writes articles for HoustonTexans.com and contributes to Texans Radio and Texans TV on a regular basis.

Harris has spent his time around the game as a coach's son, player, coach, writer, radio host, television guest and all-around football historian. He provides a perspective not many can - a thorough understanding of X's and O's with the ability to communicate that love and understanding to readers and listeners.

After graduating as valedictorian and three-sport star at Lamar Consolidated High School in Rosenberg, Texas, Harris played four years at Brown University, earning the 1993 Eugene C. Swift Award for determination, hard work and courage. He earned two varsity letters in his time at Brown and earned a bachelor of science degree in civil engineering. Harris also added a master's degree in accounting from the University of Virginia in 2002.

In 1994, Harris started his coaching career at the Episcopal School of Jacksonville (Fla.). In 1998, at the age of 26, Harris took over as the head coach of the school's varsity program. In three years, he led them to the FHSAA playoffs for the first time in the 35-year history of the school. As such, he was voted District 6 Coach of the Year in 2000 after the team finished with the school's best record in 11 years.

While coaching, Harris also started his radio career as a college football expert on SportsRadio 610 in Houston. He provided analysis for the morning show for three years and eventually did so on the "John and Lance Morning Show" starting in 2002. He was a fixture on Thursday mornings for the next five years, discussing college football and the NFL Draft.

In 2007, Harris returned to Houston to start his full-time radio career, co-hosting the Sean and John show on 1560 The Game. He then transitioned to national radio, hosting the Overnight Takeover for the next three years. As a writer, his work has been featured on the front pages of YahooSports.com, FoxSports.com, collegefootballnews.com and the Washington Post. In addition to his Texans duties, he provides football analysis for TexAgs.com and TexAgs radio and does color commentary for television broadcasts of select Southland Conference games.

Harris has been a member of the Executive Leadership Team for the Paul Bear Bryant Coach of the Year Award for the past 12 seasons. He is married to Paige and the couple lives in Houston with their children, Jack (19) and Maye (17).





## DEEPI SIDHU

**SENIOR CONTENT PRODUCER AND  
LEAD WRITER**

@DEEPSLANT



As the senior content producer, Deepli Sidhu is the lead writer for HoustonTexans.com and hosts shows on Texans TV and Radio.

Sidhu co-hosts 'Texans Buzz', which airs on Saturday nights in the fall on ABC-13/KTRK following the late local news. The host of the social media weekly wrap-up 'Likes N Stuff', Sidhu also co-produces popular segments such as Kid Reporter and Player Reporter. With a background in radio, Sidhu assists on the programming and production side for all of the offseason and in-season Texans radio shows, which air daily on SportsRadio 610.

Prior to joining the Texans organization, Sidhu worked for the flagship station, SportsRadio 610. She wrote for CBS Houston and SportsRadio 610 websites, covering local professional and college sports. From the age of 15, Sidhu has been involved in radio broadcasting. She had a weekly radio show on KPFT Houston, GenerAsian Radio, which she co-hosted and produced for 11 years. Sidhu also has been a freelance writer for multiple outlets including CNN.com and CNN's Headline News site, HLN.com.

Sidhu graduated from Purdue University with a bachelor's in electrical engineering and then attained her Master of Business Administration from the University of Houston in 2002.

Sidhu has resided in Houston for over 21 years. She and her husband, Sham, have three sons.



## DREW DOUGHERTY

**TEXANS TV HOST, SENIOR INTEGRATED  
MEDIA MANAGER**

@DOUGHERTYDREW



Drew Dougherty is the host of Texans TV and the team's senior integrated media manager. Dougherty is the on-air talent for video on the team's website and can be heard and seen on all team-related shows. The 2019 season will be his 11th with the team.

On Saturdays in the fall, Dougherty hosts 'Texans Extra Points', which can be seen locally on ABC-13/KTRK at 10:30 p.m. In the offseason at 11 p.m. on the same channel, he is the host of 'Texans 360'. Additionally, he has been the sideline reporter for the preseason TV broadcasts since 2014.

On a weekly basis, Dougherty answers fan questions in his offbeat web segment, which is called 'Dear Drew'. He also interviews players and coaches on Texans TV for the team's website. During gamedays at NRG Stadium, he is on the videoboards hosting the pre, half and postgame shows, as well as all in-game score updates and community features.

In addition to his duties in front of the camera, you can hear Drew on the radio, as he frequently contributes to 'Texans All Access', weeknights at 6 p.m. on SportsRadio 610. Plus, he and John Harris are the voices of a weekly podcast called 'In the Lab'. Dougherty also hosts a weekly segment in Spanish called 'Puntos Extra' with 'La voz de los Texans Enrique Vasquez.

Since 2015, he's been on the Board of Directors for the Houston Gulf Coast Chapter of JDRF and he frequently emcees events and galas for various local charities. From 2005 to 2009, Dougherty was the sports director at FOX34 and Telemundo46 in Lubbock. He was one of just a handful of journalists nationwide who broadcasted in both English and Spanish on a daily basis. He also hosted a few weekly coaches shows for the Texas Tech football, baseball and women's basketball teams, including Red Raider Sports with Mike Leach. Dougherty handled the TV play-by-play duties when the Lady Raiders and the baseball team were on the air and he also was the play-by-play voice for the spring football games as well as the ASCO West Texas High School Football All-Star games each June.

Dougherty's start in television began at Texas Cable News in Dallas. During his four years at TXCN, he produced Ford Sports Talk and Cadillac's Texas Legends in Sports. The latter show featured in-depth profiles of Bum Phillips, Darrell Royal, Ty Murray, Mary Lou Retton, Nolan Ryan and Don Meredith, to name a few. He also filled in as an anchor for the nightly, half-hour long Chevy SportsDay as well as the weekend sportscasts.

He triple-majored in Spanish, Latin American studies and print journalism at SMU and also wrote for The Daily Campus and the Park Cities People during his time in college.

Dougherty grew up in Houston rooting for the Oilers, Astros and Rockets and graduated from Strake Jesuit College Preparatory. Drew and his wife, Vita, are the proud parents of Marie, Robert, Oliver and Annie.

# TEXANS TV



**Kevin Kugler**  
Play-By-Play



**Spencer Tillman**  
Analyst/Host



**Drew Dougherty**  
Sideline Reporter

ABC-13/KTRK-TV is the official television home of the Houston Texans and the flagship station of the Houston Texans Television Network. Beginning his sixth season as preseason TV play-by-play announcer for the Texans is Kevin Kugler. Kugler is the national voice of Westwood One's NFL Sunday Night Football broadcasts and does TV work for the Big Ten Network.

Former San Francisco 49er and Houston Oiler Spencer Tillman is back as color commentator. Tillman is a TV analyst for FOX Sports' coverage of college football. On the sideline, Drew Dougherty of Texans TV and HoustonTexans.com, is in his sixth season with the preseason broadcast crew.

Two in-house produced programs air weekly during the season and one during the offseason on KTRK. 'Texans Extra Points' is a weekly preview of the upcoming game with guest analysts. The show is hosted by Dougherty and airs Saturdays at 10:30 p.m.

'Texans Buzz' airs Saturdays at 11 p.m. and features, among many player guests, Dougherty and Deepi Sidhu of HoustonTexans.com.

ABC-13's Eyewitness News Sports Director Greg Bailey will continue to host 'Houston Texans: Inside the Game' Sundays at 10:35 p.m. with Tillman. The show features interviews with Texans players, one-on-one interviews with Texans Head Coach Bill O'Brien and a recap of each Texans game.

'Texans Game Day' airs each Sunday morning at 8:30 a.m. on KPRC Local 2 with Sports Director Randy McIlvoy and a conversation with Head Coach Bill O'Brien. All Texans TV shows are rebroadcast each week on FOX Sports Southwest.

## TEXANS RADIO & PRESEASON TV AFFILIATES

City	RADIO Channel	Station
Abilene, TX	92.5 FM	KMWX
Alpine, TX	1240 AM	KVLF
Amarillo, TX	940 AM	KIXZ
Austin, TX	1300 AM	KVET
Beaumont, TX	1450/1510 AM	KIKR/KBED
Big Spring, TX	1400 AM	KBYG
Brenham, TX	1280 AM	KWHI
Bryan, TX	1150 AM	KZNE
Carthage, TX	1590 AM	KGAS
Corpus Christi, TX	1230 AM	KSIX
Crockett, TX	93.5 FM	KBPC
El Campo, TX	1390 AM	KULP
Fredericksburg/Kerrville, TX	107.9 FM	KFAN
Henderson, TX	1470 AM	KWRD
Houston, TX	610 AM/100.3 FM	KILT-AM/FM
Liberty, TX	99.9 FM	KSHN
Livingston, TX	92.3 FM	KETX
Lubbock, TX	98.1 FM	KKCL
Lufkin, TX	1260 AM	KSML
Marshall, TX	1450 AM/103.9 FM	KMHT
McAllen, TX	710 AM	KBUC
Nacogdoches, TX	1260 AM	KSML
Orange, TX	1600 AM	KOGT
Plainview, TX	103.9 FM	KRIA
San Angelo, TX	1260 AM	KKSA
San Antonio, TX	760 AM	KTKR
Shreveport, LA	1130 AM	KWKH
Texarkana, TX	94.1 FM	KTRG
Tyler, TX	1410 AM	KLVQ
Victoria, TX	106.9 FM	KLUB
Waco, TX	101.3 FM	KLRK

City	TELEVISION Channel	Station
Houston, TX	13	KTRK (ABC)
Abilene, TX	15	KXVA (FOX)
Austin, TX	24	KVUE (ABC)
Beaumont, TX	6	KFDM (CBS)
Bryan/College Station, TX	23	KAGS (NBC)
Corpus Christi, TX	10	KZTV (CBS)
El Paso, TX	4	KDBC (CBS)
Harlingen, TX	4	KGBT (CBS)
Midland/Odessa, TX	24	KPEJ (FOX)
San Angelo, TX	6	KIDY (FOX)
San Antonio, TX	4	WOAI (NBC)
Tyler, TX	56	KETK (NBC)
Victoria, TX	33	KQZY (Ind.)
Waco, TX	6	KCEN (NBC)





## TEXANS RADIO



Marc Vandermeer  
Play-By-Play



Andre Ware  
Analyst



John Harris  
Sideline Reporter

SportsRadio 610 and 100.3 KILT-FM (Entercom Communications) have been the flagship stations of Texans game broadcasts since 2002. Beginning in 2012, the Texans contribute year-round ancillary programming on SportsRadio 610 and help produce nine hours of gameday coverage during the season.

The Texans Radio Network broadcast team of Marc Vandermeer and Andre Ware will continue to provide play-by-play and game analysis as they have done for the past 17 years. John Harris begins his sixth season handling sideline reporting duties, contributing to various Texans Radio and TV shows and writing for HoustonTexans.com. Harris also contributes to *The Washington Post* and has previously hosted national shows for Yahoo! Sports Radio.

Texans fans are guaranteed 14 hours of dedicated Texans programming every week during football season, including in excess of five hours on Mondays as part of 'Texans Monday', a two-hour 'Texans All Access' show every weeknight from 6-8 p.m. on SportsRadio 610 and streaming online at TexansRadio.com and via the Texans app for a variety of mobile devices.

Texans Radio on SportsRadio 610 is the best place to find team information on the airwaves. Exclusive shows with Head Coach Bill O'Brien (Mondays at 5 p.m.) and a player (Tuesdays at 6 p.m.) have drawn record ratings. Texans Radio also broadcasts a 60-minute condensed version of every game on Tuesdays from 8-9 p.m. on SportsRadio 610 called 'Texans Replay.' Additionally, 'Texans All Access' airs from 6-7 p.m. on weekdays throughout the offseason.

Texans Radio also exclusively airs Houston Texans NFL Draft coverage, with 16 hours of live on-site coverage from NRG Stadium throughout the draft, and of Houston Texans Training Camp, with daily broadcasts from the Houston Methodist Training Center throughout training camp.

## TEXANS SPANISH-LANGUAGE RADIO



team's inaugural season in 2002.

Vasquez began his career in sports radio and television in 1992 as a color analyst on the Houston Oilers Spanish Radio broadcast where he remained through the 1995 season. He has handled play-by-play duties for Fox Sports America on the network's international coverage of the NFL game of the week as well as Super Bowl XXXI and XXXII.

From 1998-2001, Vasquez served as play-by-play announcer on the Dallas Cowboys Spanish radio broadcast on select preseason game broadcasts as well as color commentator during the 2000 and 2001 seasons. He is also a regular contributor on HoustonTexans.com in both English and Spanish.

Gustavo Rangel begins his sixth season as color analyst for the Texans Radio Spanish broadcasts. Rangel is the chief editor at La Prensa de Houston and was previously a television reporter for Multimedios. He started as a sideline reporter with the Texans in the team's first two seasons in Houston and has covered every season of Texans football since then.

Mega 101 FM kicks off its third season as the flagship Spanish-language radio broadcaster of the Houston Texans and is the home of 'The Texans Show' on Tuesdays at 6 p.m. during the season.

Enrique Vasquez is in his 18th season on the Texans Spanish radio broadcast and will serve as the play-by-play for the sixth straight season. Vasquez had served on the broadcast as color commentator since the



Enrique Vasquez  
Play-By-Play



Gustavo Rangel  
Color Analyst

## TEXANS SHOWS



### TEXANS EXTRA POINTS

Host Drew Dougherty discusses the weekly state of affairs and previews the upcoming game with Texans experts. The show also provides the 'Keys to a Texans' win. Head Coach Bill O'Brien and Texans Analyst John Harris break down the X's and O's of a specific play in 'The Telestrator'.



### TEXANS 360

In the offseason, this news magazine show runs the gamut from X's and O's to telling the stories of players and moments in Texans history through 'The 53'. Host Drew Dougherty takes you inside the locker room, under the helmet and everywhere in between to keep you up-to-date on your favorite football team.

### TEXANS BUZZ

Texans Buzz is a look at the lighter side of Texans players from inside NRG Stadium. Hosted by Deepi Sidhu and Drew Dougherty, the weekly television program features a unique side of Texans football, including the popular 'Player Reporter' and 'My Football Story' segments.





# NRG STADIUM



*The Texans have sold out 174 consecutive games at NRG Stadium. The indoor HD video boards were installed in 2013 at NRG Stadium. In addition to hosting Super Bowl LI in 2017, the stadium has played host to the Texas Bowl since 2006, the 2007 East-West Shrine Game, the 2011 and 2016 NCAA Men's Final Four, Super Bowl XXXVIII, Wrestlemania XXV, the 2016 Copa America Centenario Tournament and Rodeo Houston among other large-scale events.*

The City of Houston has always been on the cutting edge of stadium development. Houston first introduced the Astrodome, which opened in 1965, as the world's first domed stadium. The trend continued in 2002 with the debut of NRG Stadium.

The first NFL stadium with a retractable roof, NRG Stadium (formerly known as Reliant Stadium) opened for business on Aug. 24, 2002, as the Texans hosted the Miami Dolphins in a preseason game. Houston's regular-season debut against the Dallas Cowboys on Sept. 8 was nationally televised on ESPN. The Texans stunned the Cowboys 19-10 before a raucous crowd, unveiling a gameday atmosphere that would become a staple throughout the Texans' inaugural campaign.

In 2013, the indoor high-definition video boards were installed at the north and south ends of the stadium. The Mitsubishi Electric Diamond Vision System boards are 14,549 square feet apiece and have a display resolution of 1,000 x 5,280 pixels in HD 1080i format.

Counting preseason and playoff games, the Texans have played to 174 consecutive sellouts. They set a team record in 2016 with 574,947 fans during the regular season, an average of 71,868 per game. The Texans' largest crowd through 16 seasons was 72,008 versus the Dallas Cowboys on Oct. 7, 2018, the largest football crowd in the city's history.

The Super Bowl took place at NRG Stadium for a second time in February 2017. The New England Patriots defeated the Atlanta Falcons, 34-28, in the biggest comeback in Super Bowl history after the Patriots trailed 28-3. Super Bowl LI also was the first NFL championship game to be decided in overtime in league history and Lady Gaga headlined the halftime show in front of a crowd of 70,807. The City of Houston was awarded Super Bowl LI following a vote by NFL owners in May 2013 after a strong push from Texans Founder, Chairman and Chief Executive Officer Robert C. McNair and President Jamey Rootes.

Super Bowl XXXVIII was played in Houston for the first time in 30 years in 2004, when NRG Stadium hosted a memorable game between the Patriots and Carolina Panthers. The Patriots won 32-29 on Adam Vinatieri's 41-yard field goal with four seconds remaining before a crowd of 71,525. The event also featured elaborate pregame and halftime shows featuring the likes of Aerosmith, Beyoncé, Kid Rock, P. Diddy, Nelly, Toby Keith and Willie Nelson.

NRG Stadium has hosted numerous college football games, including the Academy Sports + Outdoors Texas Bowl since 2006, three Houston Bowls, the 2002 and 2005 Big 12 Championship Games, the 2007 East-West Shrine Game, the Bayou Bucket (Rice vs. Houston) and the annual AdvoCare Texas Kickoff since 2013. NRG Stadium housed the NCAA Men's Basketball Tournament Sweet 16 in 2008 and 2010 and hosted the Final Four in 2011 and 2016.

NRG Stadium also has become one of the nation's leading soccer venues. The U.S. Men's National Soccer Team hosted Mexico in May 2003 in the two teams' first match since their 2002 World Cup meeting. In 2005, NRG Stadium hosted the championship matches of the Mexican League's InterLiga qualification competition. The stadium hosted another U.S. vs. Mexico match (2008), a Mexico vs. Belize World Cup qualifier (2008) and hosted matches in the CONCACAF Gold Cup (2005, 2007 and 2009), Gold Cup semifinals (2011), as well as the quarterfinal doubleheader (2019). In July 2015, NRG Stadium hosted Mexico vs. Honduras as part of the 2015 Mexican National Team U.S. Tour. It also hosted three matches in the 2016 Copa America Centenario Tournament. NRG Stadium has also hosted the International Champions Cup twice: Manchester Derby between Manchester United and Manchester City in July 2017 and FC Bayern versus Real Madrid in July 2019.

The Houston Livestock Show and Rodeo continued to play to a packed house in 2019, boasting acts such as Kasey Musgraves, Brooks & Dunn, Cardi B, Tim McGraw, Zac Brown Band, Cody Johnson and George Strait. NRG Stadium has also played host to concerts by Beyoncé, U2, The Rolling Stones, Metallica, One Direction, Ariana Grande, George Strait and Kenny Chesney, as well as premier events including WrestleMania XXV, Disney on Ice, the Ringling Bros. and Barnum & Bailey Circus.

Ground broke on NRG Stadium on March 9, 2000. The stadium, covering 1.9 million square feet, features 44,000 seats on the sideline. There are 8,400 club seats and 195 suites, along

with 10 party suites on the 300 level.

With the innovation of the retractable roof, Houston returned to outdoor NFL action in 2002 for the first time since Super Bowl VIII at Rice Stadium in 1974. The roof is made of translucent, Teflon-coated fiberglass fabric and takes 10 minutes to open and close. When it opens, the roof splits at the 50-yard line and docks in the end zones.

NRG Stadium features an open view of the playing field from the main concourse and on the club level. The main concourse is 40 feet wide. Each concession stand has multiple televisions that enable Texans fans to stay on top of the action.

The Texans' front office is located on the south end of the stadium, enabling the club's day-to-day operations to be under one roof. Players report to the stadium to take part in film sessions, practice, treatment and training. The 10,000-square-foot weight room is among the largest in the league.

Texans Head Coach Bill O'Brien conducts his postgame press conferences in the team's media auditorium on the ground level. The stadium's press box is located on the eighth level of the stadium's west side, flanking Kirby Drive.

Across the street, the Houston Methodist Training Center features three outdoor grass practice fields. One field is lit for night sessions. The Houston Methodist Training Center also features an indoor practice field outfitted with FieldTurf. The air-supported structure offers the team a seamless transition from outdoor to indoor practice in case of inclement weather.

## VIDEO BOARD QUICK FACTS

- When they were installed in 2013, they were the largest in-stadium HD video displays in the world and the widest display in professional sports.
- Image area is 52.49' (H) x 277.17' (W), totaling 14,549 square feet of display surface compared to 2,592 square feet of display surface on the old, standard definition boards that were used from 2002-12. That is a 561 percent increase in area.
- Display resolution of 1,000 x 5,280 pixels in HD 1080i format with 4.4 trillion colors and 960 Hz refresh rate for jitter-free HD images.
- Manufactured by Mitsubishi Electric's Diamond Vision Systems Division (Cowboy Stadium; Yankee Stadium; Lambeau Field; Fenway Park; Century Link Field).
- Second-largest end zone video display in the NFL.
- Wider than the wing span of a 747 plane and equal to roughly 3,050 40" LCD displays.

## VIDEO BOARD FEATURES

- Texans fans experienced high definition video images in 2013 for the first time in NRG Stadium thanks to the video displays. The old video boards displayed standard definition images.
- Replays are further enhanced thanks to an additional slow-motion instant replay machine from EVS that captures four additional camera angles and the capability of network television replay footage to be shown.
- The 277-foot wide displays are the second-largest in the NFL or MLB. The portion of the displays that show game action are larger than all but four video boards in the NFL at 115 feet wide and 52.5 feet tall.
- A digital clock and down & distance have replaced the matrix displays that served the same purpose.
- In-game statistics are presented on the videoboard displays, as are out-of-town scores and fantasy football updates.
- All of the space on the displays is digital and can be changed out with graphics to enhance fan experience.





# 2019 SEASON SCHEDULE

PRESEASON			SEPTEMBER				OCTOBER			
AT	VS	AT	VS	WK 1 • AT	WK 2 • VS	WK 3 • AT	WK 4 • VS	WK 5 • VS	WK 6 • AT	
										
THURSDAY AUG 8 7:00 PM ABC 13	SATURDAY AUG 17 7:00 PM ABC 13	SATURDAY AUG 24 6:00 PM ABC 13	THURSDAY AUG 29 7:00 PM ABC 13	MONDAY SEPT 9 6:10 PM ESPN	SUNDAY SEPT 15 12:00 PM CBS	SUNDAY SEPT 22 3:25 PM CBS	SUNDAY SEPT 29 12:00 PM FOX	SUNDAY OCT 6 12:00 PM FOX	SUNDAY OCT 13 12:00 PM CBS	
OCTOBER			NOVEMBER			DECEMBER				
WK 7 • AT	WK 8 • VS	WK 9 • AT	BYE WEEK 10	WK 11 • AT	WK 12 • VS	WK 13 • VS	WK 14 • VS	WK 15 • AT	WK 16 • AT	WK 17 • VS
										
SUNDAY OCT 20 12:00 PM CBS	SUNDAY OCT 27 12:00 PM CBS	SUNDAY NOV 3 8:30 AM NFLN • LONDON		SUNDAY NOV 17 12:00 PM CBS	THURSDAY NOV 21 7:20 PM FOX/NFLN/AMAZON	SUNDAY DEC 1 7:20 PM NBC	SUNDAY DEC 8 12:00 PM CBS	SUNDAY DEC 15 12:00 PM CBS	TBD DEC 21/22 TBD TBD	SUNDAY DEC 29 12:00 PM CBS

HOME GAMES ARE IN **BLUE**

ALL TIMES ARE CT AND CAN BE HEARD ON TEXANS RADIO ON SPORTSRADIO 610, 100.3 THE BULL AND IN SPANISH ON MEGA 101 FM  
FOR TICKETS VISIT [HOUSTONTEXANS.COM](http://HOUSTONTEXANS.COM) OR CALL 832.667.2390 | #WEARETEXANS





**HOUSTON**  
**TEXANS**

**PLAYER BIOS**



# JERELL ADAMS

TIGHT END

6-5 | 254 | SOUTH CAROLINA

HOMETOWN: PINEWOOD, S.C. | AGE: 26

3RD NFL SEASON | 1ST WITH TEXANS | ACQUIRED: FA-'18

CAREER GP/GS: 29/3

TEAMS: NYG '16-'18; HOU '18



89

**TRANSACTIONS:** Selected by the New York Giants with the ninth pick in the sixth round (184th overall) of the 2016 NFL Draft...Waived by the Giants on Sept. 2, 2018...Signed to the Houston Texans practice squad on Oct. 10, 2018...Re-signed by the Texans on Jan. 7, 2019.

## 2018 (Houston 0/0):

- Spent the offseason, training camp and preseason with the N.Y. Giants
- Signed to the Texans practice squad prior to Week 6
- Spent Weeks 6-17 and the postseason as a member of the Texans practice squad

## 2017 (N.Y. Giants 16/1):

- Caught eight passes for 92 yards (11.5 avg.) in 16 games
- Hauled in one pass for a career-long 38 yards vs. Detroit in Week 2 (9/18)
- Made his lone start in Week 10 at San Francisco (11/12)
- Registered a career-high four receptions for 31 yards in Week 16 at Arizona (12/24)

## 2016 (N.Y. Giants 13/2, 0/0):

- Finished with 16 receptions for 122 yards (7.6 avg.) and one touchdown as a rookie in 2016
- Registered three receptions for 18 yards (6.0 avg.), including a 10-yard touchdown in Week 10 vs. Cincinnati (11/14)
- Recorded at least one reception in four consecutive games from Weeks 13-16
- Inactive for the NFC Wild Card Game at Green Bay (1/8/17) due to injury

## COLLEGE:

- Played four seasons (2012-15) at the University of South Carolina in Columbia, S.C.
- Appeared in 47 games with 15 starts over four seasons with the

## Gamecocks

- Finished his collegiate career with 66 receptions for 977 yards (14.8 avg.), seven touchdowns and eight special teams tackles
- Ranked second on the team with 421 yards receiving and three tight downs on 28 receptions in 12 games with a career-high nine starts as a senior in 2015
- Caught a career-high six passes for 105 yards vs. the Citadel as a senior

## PERSONAL:

- Attended Fork Union (Va.) Military Academy in the fall of 2011 after attending Scott's Branch High School in Summerton, S.C.
- Played quarterback, tight end, linebacker, defensive end and punter at Scott's Branch High School
- Led the Eagles to the 1A Division II state title as a senior
- Threw for 689 yards and 12 touchdowns in two seasons at quarterback
- Hauled in 21 passes for 581 yards and eight touchdowns as a tight end
- Recorded 96 total tackles, five interceptions and 1.0 sack as a junior in 2010
- Averaged 19 points and 13 rebounds on the basketball team at Scott's Branch High School
- Joined N.Y. Giants teammates to distribute 1,500 turkeys to the Community Food Bank of N.J. to support families in the local community for Thanksgiving
- Attended the Giants' annual Jingle Jam holiday party for 600 New Jersey foster children, who each received winter coats, clothes and athletic equipment
- Graduated from South Carolina in December 2015 with a degree in public health
- Two-time member of the SEC Fall Academic Honor Roll
- Named the recipient of the prestigious Dr. Harris Pastides Outstanding Student-Athlete Representative of the University of South Carolina



## VETERAN BIOS

### JERELL ADAMS' NFL REGULAR SEASON RUSHING/RECEIVING STATISTICS

				RECEIVING					RUSHING				
DATE	TEAM	GP	GS	NO.	YDS	AVG	LG	TD	NO.	YDS.	AVG.	LG	TD
2016	Giants	13	2	16	122	7.6	14	1	0	0	0.0	0	0
2017	Giants	16	1	8	92	11.5	38	0	0	0	0.0	0	0
2018	Giants	0	0	0	0	0.0	0	0	0	0	0.0	0	0
2018	Texans	0	0	0	0	0.0	0	0	0	0	0.0	0	0
2018	TOTAL	0	0	0	0	0.0	0	0	0	0	0.0	0	0
NFL TOTALS		29	3	24	214	8.9	38	1	0	0	0.0	0	0

### JERELL ADAMS' NFL POSTSEASON RUSHING/RECEIVING STATISTICS

				RECEIVING					RUSHING				
DATE	TEAM	GP	GS	NO.	YDS	AVG	LG	TD	NO.	YDS.	AVG.	LG	TD
2016	Giants	0	0	0	0	0.0	0	0	0	0	0.0	0	0
2018	Texans	0	0	0	0	0.0	0	0	0	0	0.0	0	0
NFL TOTALS		0	0	0	0	0.0	0	0	0	0	0.0	0	0

### JERELL ADAMS' NFL REGULAR SEASON RETURN STATISTICS

KICKOFF RETURNS							PUNT RETURNS					
DATE	TEAM	RET.	YDS.	AVG.	LG	TD	NO.	FC	YDS	AVG	LG	TD
2016	Giants	0	0	0.0	0	0	0	0	0	0.0	0	0
2017	Giants	0	0	0.0	0	0	0	0	0	0.0	0	0
2018	Giants	0	0	0.0	0	0	0	0	0	0.0	0	0
2018	Texans	0	0	0.0	0	0	0	0	0	0.0	0	0
2018	TOTAL	0	0	0.0	0	0	0	0	0	0.0	0	0
NFL TOTALS		0	0	0.0	0	0	0	0	0	0.0	0	0

### JERELL ADAMS' NFL POSTSEASON RETURN STATISTICS

KICKOFF RETURNS							PUNT RETURNS					
DATE	TEAM	RET.	YDS.	AVG.	LG	TD	NO.	FC	YDS	AVG	LG	TD
2016	Giants	0	0	0.0	0	0	0	0	0	0.0	0	0
2018	Texans	0	0	0.0	0	0	0	0	0	0.0	0	0
NFL TOTALS		0	0	0.0	0	0	0	0	0	0.0	0	0

### SINGLE-GAME HIGHS: RUSHING/RECEIVING

<b>Receptions</b>	4 at Arizona Cardinals, Dec 24, 2017	<b>All-purpose yards</b>	38 vs. Detroit Lions, Sep 18, 2017
<b>Receiving Yards</b>	38 vs. Detroit Lions, Sep 18, 2017	<b>Special Teams Tackles</b>	2 vs. Los Angeles Chargers, Oct 08, 2017
<b>Longest Receptions</b>	38 vs. Detroit Lions, Sep 18, 2017	<b>Most TDs</b>	1 vs. Cincinnati Bengals, Nov 14, 2016
<b>Receiving TDs</b>	1 vs. Cincinnati Bengals, Nov 14, 2016		

# VETERAN BIOS

## 2018 GAME-BY-GAME REGULAR SEASON STATISTICS (GIANTS/TEXANS)

W	DATE	OPPONENT P/S	RECEIVING				RUSHING				TD	W/L	SCORE
			NO	YDS	LG	TD	ATT	YDS	LG				
01	09/09	Jaguars										L	15-20
02	09/16	at Cowboys										L	13-20
03	09/23	at Texans										W	27-22
04	09/30	Saints										L	18-33
05	10/07	at Panthers										L	31-33
06	10/11	Eagles										L	13-34
Went from <b>Giants</b> to <b>Texans</b> .													
07	10/21	at Jaguars										W	20-7
08	10/25	Dolphins										W	42-23
09	11/04	at Broncos										W	19-17
11	11/18	at Redskins										W	23-21
12	11/26	Titans										W	34-17
13	12/02	Browns										W	29-13
14	12/09	Colts										L	21-24
15	12/15	at Jets										W	29-22
16	12/23	at Eagles										L	30-32
17	12/30	Jaguars										W	20-3
2018 TOTALS			0-0	0	0	0	0	0	0	0	0	9-7	

## 2018 GAME-BY-GAME POSTSEASON STATISTICS (TEXANS)

W	DATE	OPPONENT P/S	RECEIVING				RUSHING				TD	W/L	SCORE
			NO	YDS	LG	TD	ATT	YDS	LG				
01	01/05	Colts										L	7-21
2018 TOTALS			0-0	0	0	0	0	0	0	0	0	0-1	



# TYRELL ADAMS

INSIDE LINEBACKER

6-2 | 230 | WEST GEORGIA

HOMETOWN: ATLANTA, GA. | AGE: 27

4TH NFL SEASON | 2ND WITH TEXANS | ACQUIRED: FA-'18

2018 GP/GS (POST): 4/0 (1/0) | CAREER GP/GS (POST): 16/0 (2/0)

TEAMS: KC '15-16; SEA '15; OAK '16-17; BUF '17; HOU '18



50

**TRANSACTIONS:** Signed by the Seattle Seahawks as a college free agent on May 12, 2015...Waived by the Seahawks on Sept. 5, 2015...Signed to the Kansas City Chiefs practice squad on Sept. 14, 2015...Released from the Chiefs practice squad on Oct. 13, 2015...Signed to the Seahawks practice squad on Oct. 15, 2015...Released from the Seahawks practice squad on Oct. 29, 2015...Signed to the Chiefs practice squad on Nov. 2, 2015...Signed by Kansas City on Jan. 18, 2016...Waived by the Chiefs on Sept. 3, 2016...Signed to Kansas City's practice squad on Sept. 5, 2016...Released from the Chiefs practice squad on Sept. 6, 2016...Signed to the Oakland Raiders practice squad on Oct. 5, 2016...Signed to the Raiders active roster on Nov. 26, 2016...Waived by the Raiders on Oct. 16, 2017...Claimed off waivers by the Buffalo Bills on Oct. 18, 2017...Released by the Bills on Oct. 19, 2017...Signed by the Indianapolis Colts on Feb. 23, 2018...Released by the Colts on Sept. 1, 2018...Signed to the Houston Texans practice squad on Oct. 2, 2018...Signed to the Texans active roster on Oct. 6, 2018...Waived by the Texans on Oct. 24, 2018...Signed to the San Francisco 49ers practice squad on Nov. 27, 2018...Signed to the Texans active roster on Dec. 26, 2018.

## 2018 (Houston 4/0; 1/0):

- Recorded three special teams tackles and one blocked punt in four games in 2018
- Contributed on special teams in his Texans debut vs. Dallas (10/7)
- Notched a career-high two special teams total tackles and his first career punt block when he blocked Bills P Corey Bojorquez's punt in the second quarter vs. Buffalo (10/14)
- Contributed on special teams at Jacksonville (10/21)
- Waived by the Texans prior to Week 8
- Spent Week 13-16 on the 49ers practice squad

- Signed by the Texans prior to Week 17
- Recorded one special teams tackle vs. Jacksonville (12/30)
- Tallied one special teams tackle in his postseason debut in the Wild Card Round vs. Indianapolis (1/5)

## 2017 (Oakland 6/0):

- Recorded 15 total tackles (eight solo) and three total special teams tackles in six games
- Notched a career-high seven total tackles (four solo) at Tennessee (9/10)
- Registered two solo stops and one special teams tackle vs. the N.Y. Jets in Week 2
- Tallied six total tackles (two solo) vs. Baltimore in Week 5 (10/8)

## 2016 (Oakland 6/0):

- Contributed on special teams in six games for the Raiders
- Made his NFL debut in Week 12 vs. Carolina (11/27)

## COLLEGE:

- Played four seasons (2011-14) at the University of West Georgia in Carrollton, Ga.
- Tallied 220 total tackles, 22.5 tackles for loss, 3.0 sacks and four interceptions in 44 career games at West Georgia
- Earned All-Gulf South Conference First Team honors as a junior in 2013 and the USA College Football All-America First Team in 2014

## PERSONAL:

- Attended Mays High School in Atlanta
- Led Mays High to an 8-3 record as a senior
- Majored in accounting at West Georgia

# VETERAN BIOS

## TYRELL ADAMS' NFL REGULAR SEASON DEFENSIVE STATISTICS

DATE	TEAM	GP	GS	TACKLES						INTERCEPTIONS					FUMBLES					ST					MISC	
				TK	S	A	TFL	YDS	SK	YDS	QBH	NO	YDS	LG	TD	PD	FF	FR	YDS	TK	S	A	FF	FR	S	A
2015	Chiefs	0	0	0	0	0	0	0	0.0	0.0	0	0	0	0	0	0	0	0	0	0	0	0	0	0	0	0
2015	Seahawks	0	0	0	0	0	0	0	0.0	0.0	0	0	0	0	0	0	0	0	0	0	0	0	0	0	0	0
2015	TOTAL	0	0	0	0	0	0	0	0.0	0.0	0	0	0	0	0	0	0	0	0	0	0	0	0	0	0	0
2016	Chiefs	0	0	0	0	0	0	0	0.0	0.0	0	0	0	0	0	0	0	0	0	0	0	0	0	0	0	0
2016	Raiders	6	0	0	0	0	0	0	0.0	0.0	0	0	0	0	0	0	0	0	0	0	0	0	0	0	0	0
2016	TOTAL	6	0	0	0	0	0	0	0.0	0.0	0	0	0	0	0	0	0	0	0	0	0	0	0	0	0	0
2017	Raiders	6	0	15	8	7	0	0	0.0	0.0	0	0	0	0	0	0	0	0	0	3	3	0	0	0	0	0
2017	Bills	0	0	0	0	0	0	0	0.0	0.0	0	0	0	0	0	0	0	0	0	0	0	0	0	0	0	0
2017	TOTAL	6	0	15	8	7	0	0	0.0	0.0	0	0	0	0	0	0	0	0	0	3	3	0	0	0	0	0
2018	Texans	4	0	0	0	0	0	0	0.0	0.0	0	0	0	0	0	0	0	0	0	3	1	2	0	0	0	0
NFL	TOTALS	16	0	15	8	7	0	0	0.0	0.0	0	0	0	0	0	0	0	0	0	6	4	2	0	0	0	0

## TYRELL ADAMS' NFL POSTSEASON DEFENSIVE STATISTICS

DATE	TEAM	GP	GS	TACKLES						INTERCEPTIONS					FUMBLES					ST					MISC	
				TK	S	A	TFL	YDS	SK	YDS	QBH	NO	YDS	LG	TD	PD	FF	FR	YDS	TK	S	A	FF	FR	S	A
2016	Raiders	1	0	0	0	0	0	0	0.0	0.0	0	0	0	0	0	0	0	0	0	0	0	0	0	0	0	0
2018	Texans	1	0	0	0	0	0	0	0.0	0.0	0	0	0	0	0	0	0	0	0	0	0	0	0	0	0	0
NFL	TOTALS	2	0	0	0	0	0	0	0.0	0.0	0	0	0	0	0	0	0	0	0	0	0	0	0	0	0	0

## SINGLE-GAME HIGHS: DEFENSIVE

**Total Tackles** 7 at Tennessee Titans, Sep 10, 2017

**Special Teams Tackles**

2 vs. Buffalo Bills, Oct 14, 2018

## 2018 GAME-BY-GAME REGULAR SEASON STATISTICS (TEXANS)

W	DATE	OPPONENT	TACKLES						INTERCEPTIONS					FUMBLES					ST					MISC		W/L	SCORE
			TK	S	A	SK	YDS	TFL	YDS	QBH	NO	YDS	LG	TD	PD	FF	FR	YDS	TK	S	A	FF	FR	S	A		
01	09/09	at Patriots																								L	20-27
02	09/16	at Titans																								L	17-20
03	09/23	Giants																								L	22-27
04	09/30	at Colts																								W	37-34+
05	10/07	Cowboys	P	0	0	0	0.0	0.0	0	0	0	0	0	0	0	0	0	0	0	0	0	0	0	0	0	W	19-16+
06	10/14	Bills	P	0	0	0	0.0	0.0	0	0	0	0	0	0	0	0	0	0	2	1	1	0	0	0	0	W	20-13
07	10/21	at Jaguars	P	0	0	0	0.0	0.0	0	0	0	0	0	0	0	0	0	0	0	0	0	0	0	0	0	W	20-7
08	10/25	Dolphins																								W	42-23
09	11/04	at Broncos																								W	19-17
11	11/18	at Redskins																								W	23-21
12	11/26	Titans																								W	34-17
13	12/02	Browns																								W	29-13
14	12/09	Colts																								L	21-24
15	12/15	at Jets																								W	29-22
16	12/23	at Eagles																								L	30-32
17	12/30	Jaguars	P	0	0	0	0.0	0.0	0	0	0	0	0	0	0	0	0	0	1	0	1	0	0	0	0	W	20-3
2018	TOTALS		4-0	0	0	0	0.0	0.0	0	0	0	0	0	0	0	0	0	0	3	1	2	0	0	0	0	11-5	

+ - Overtime

## 2018 GAME-BY-GAME POSTSEASON STATISTICS (TEXANS)

W	DATE	OPPONENT	TACKLES						INTERCEPTIONS					FUMBLES					ST					MISC		W/L	SCORE
			TK	S	A	SK	YDS	TFL	YDS	QBH	NO	YDS	LG	TD	PD	FF	FR	YDS	TK	S	A	FF	FR	S	A		
01	01/05	Colts	P	0	0	0	0.0	0.0	0	0	0	0	0	0	0	0	0	0	0	0	0	0	0	0	0	L	7-21
2018	TOTALS		1-0	0	0	0	0.0	0.0	0	0	0	0	0	0	0	0	0	0	0	0	0	0	0	0	0	0-1	





# JAHLEEL ADDAE

**SAFETY**

**5-10 | 195 | CENTRAL MICHIGAN**

**HOMETOWN: VALRICO, FLA. | AGE: 29**

**7TH NFL SEASON | 1ST WITH TEXANS | ACQUIRED: FA-'19**

**2018 GP/GS (POST): 16/16 (2/2) | CAREER GP/GS (POST): 80/59 (4/3)**

**TEAMS: LAC '13-18; HOU '19**



**37**

**TRANSACTIONS:** Signed by the San Diego Chargers as an undrafted free agent on April 27, 2013...Resigned by the Chargers as a restricted free agent on March 24, 2016...Resigned by the Los Angeles Chargers as an unrestricted free agent on March 9, 2017... Signed by the Houston Texans as a free agent on May 2, 2019

## CAREER:

- Spent six seasons (2013-18) with the Chargers after initially entering the league as an undrafted free agent with the Chargers in 2013
- Over his career, has amassed 361 tackles (283 solo), 4.5 sacks, 15.5 tackles for loss, two interceptions, two forced fumbles and three fumble recoveries
- Became only the second undrafted player in Chargers history to surpass 300 career tackles (LB Stephen Cooper)

## 2018 (Los Angeles Chargers 16/16, 2/2):

- Started all 16 regular season games at safety, totaling 71 tackles (51 solo), one interception, one sack, six passes defended and a fumble recovery
- Eclipsed 300 tackles, becoming only the second undrafted player in franchise history to achieve the feat
- Posted nine tackles in his 70<sup>th</sup>-career game at Cleveland (10/14)
- Registered a season-high 10 tackles at Seattle (11/4) and brought down QB Russell Wilson for a loss of 13 yards, notching his first sack of the season. Also tipped a pass in the end zone on the final play of the game to preserve the eight-point victory
- Tallied eight tackles (six solo) vs. Cincinnati (12/9)
- Notched the second interception of his career at Denver (12/30) off of a tipped pass from QB Case Keenum, and returned it 19 yards
- Part of a defense that only allowed 229 yards in the AFC Wild Card game at Baltimore (1/6/19), setting a postseason franchise record. The defense also only allowed a record 69 yards in the first half, the fewest allowed in a postseason game since the 2006 AFC Wild Card
- Racked up 13 tackles (seven solo), including one tackle for loss in the AFC Divisional game at New England (1/13/19), establishing a new postseason career high

## 2017 (Los Angeles Chargers 16/16):

- Started in all 16 games at SS for the first time in his career and finished second on the team with a career-high 95 tackles (70 solo).
- Also recorded a half-sack, 7.5 tackles for loss and 10 passes defended on the season

- Part of a defensive backfield that allowed only one 100-yard receiving performance in 2017, only one of four teams in the NFL to do so
- Tied for the team lead with seven tackles vs. Miami (9/17), his 50<sup>th</sup> career game
- Led the Chargers defense with a regular season career-high 11 tackles vs. Philadelphia (10/1)
- Posted a team-high nine tackles (six solo), one tackle for loss and two passes defended vs. Denver (10/22)
- Played in all 89 defensive snaps at New England (10/29), the only player to do so, and recorded eight solo tackles, two tackles for loss and a pass defended
- Got in on his first sack of the season at the New York Jets (12/24), assisting LB Kyle Emmanuel to bring down QB Bryce Petty for a loss of eight yards. Also added seven tackles (five solo) in the contest

## 2016 (San Diego Chargers 8/8):

- Started in all eight contests he appeared in, missing eight games after suffering an injury in Week 2
- Finished the season with 49 tackles (42 solo), one interception, three tackles for loss and three passes defended. Added two tackles on special teams
- Returned to action after missing eight games at Houston (11/27) and recorded eight tackles in the contest
- Notched the first interception of his career vs. Kansas City (1/1/19), picking off QB XX and returning it 90 yards for a touchdown marking the seventh-longest interception return in franchise history and the longest since 1995

## 2015 (San Diego Chargers 13/12):

- Participated in 13 contests and started in a then career-high 12, totaling 65 tackles (55 solo), two tackles for loss, one sack, a fumble recovery and four passes defended. Added one tackle on special teams
- Posted a season-high seven tackles four times on the season: vs. Chicago (11/9), vs. Denver (12/6), at Kansas City (12/13) and at Denver (1/03/16)
- Registered four solo tackles and recorded his first sack of the season at Oakland (12/24). Also pressured QB Derek Carr late in the fourth quarter, forcing an intentional grounding that sent the game into overtime

## 2014 (San Diego Chargers 11/5):

- Played in 11 games (five starts) and finished the season with 48 tackles (39 solo), one sack, one pass defended, two forced

## VETERAN BIOS

fumbles and one fumble recovery. Added four special teams tackles

- Notched his first sack of the season vs. Jacksonville (9/28), bringing down QB Blake Bortles for a loss of six yards
- Tied for the team lead with eight tackles vs. New England (12/7) and forced a fumble by WR Brandon LaFell that was recovered and returned for a touchdown.
- Led the team with a then career-high 10 tackles vs. Denver (12/14)

### 2013 (San Diego Chargers 16/2):

- After making the 53-man roster as an undrafted free agent, played in all 16 games (two starts), finishing the season with 32 tackles (26 solo), one sack and two passes defended. Added nine special teams tackles
- Posted a season-high five solo tackles and notched the first sack of his career at Jacksonville (10/20)
- Registered a pass defended during a game-saving defensive stand in overtime vs. Kansas City (12/29), sending the team to the postseason
- In his NFL postseason debut in the AFC Wild Card game at Cincinnati (1/05/14), tallied five tackles and recovered a third-down fumble that led to a field goal, extending the lead to seven.
- Led the Chargers defense with eight total tackles (six solo) in the AFC Divisional game at Denver (1/12/14). Added one tackle for loss and forced a fumble by TE Julius Thomas

### COLLEGE:

- Played four seasons (2009-12) at Central Michigan after redshirting in 2008
- Played in 51 games in his college career, finishing with 302 tackles, 15 tackles for loss, 3.5 sacks, eight interceptions, 21 passes defended and three forced fumbles

- As a senior, was named second-team All-MAC and Central Michigan's Defensive Player of the Year
- Finished first-team All-MAC as a junior and third team as a sophomore

### PERSONAL:

- Given name is Jahleel Javon Kweku Addae
- Nickname is "The Hitman"
- His father, Freddie is from Ghana and his mother, Jennifer, is from St. Croix of the U.S. Virgin Islands
- Older brother, Jahmile, played DB at West Virginia for four seasons (2001-05) and currently coaches DBs at West Virginia University
- Has a son, Zion, with his fiancé Lindsey
- Served as an honorary chair for the San Diego Susan G. Komen Race for the Cure from 2014-16 after his mother, Jennifer, battled breast cancer during his rookie season in 2013
- Donated \$5,000 per interception, \$1,000 for every pass defended and \$250 per tackle during the 2017 season to Habitat for Humanity in Houston for Hurricane Harvey relief
- Established the Johnathan Joseph Foundation to create and support programs that emphasize character development, to promote academic excellence and to support and create initiatives for disadvantaged youth from single-parent homes
- Attended Northwestern High School in Rock Hill, S.C., where he was all-state in football and all-region in track
- Holds an annual football camp at Northwestern High School for youth in his hometown
- Hosts "Operation Backpack" to offer students in Rock Hill, S.C. new backpacks for the upcoming school year annually
- Attended Riverview (Fla.) High School, where he was a three-time all-county running back
- Lettered three years in football and soccer

### JAHLEEL ADDAE'S NFL REGULAR SEASON DEFENSIVE STATISTICS

		TACKLES								INTERCEPTIONS					FUMBLES					ST				MISC		
DATE	TEAM	GP	GS	TK	S	A	TFL	YDS	SK	YDS	QBH	NO	YDS	LG	TD	PD	FF	FR	YDS	TK	S	A	FF	FR	S	A
2013	Chargers	16	2	29	26	3	2	26	1.0	10.0	1	0	0	0	0	3	0	0	0	9	8	1	0	0	0	0
2014	Chargers	11	5	44	32	12	1	6	1.0	6.0	1	0	0	0	0	0	2	1	0	4	3	1	0	0	0	0
2015	Chargers	13	12	64	54	10	2	15	1.0	12.0	1	0	0	0	0	4	0	1	0	1	1	0	0	0	0	0
2016	Chargers	8	8	48	41	7	3	7	0.0	0.0	0	1	90	90t	1	4	0	0	0	2	2	0	0	0	0	0
2017	Chargers	16	16	96	66	30	9	11	0.5	4.0	1	0	0	0	0	7	0	0	0	0	0	0	0	0	0	0
2018	Chargers	16	16	75	52	23	1	13	1.0	13.0	1	1	19	19	0	3	0	1	0	0	0	0	0	0	0	0
NFL TOTALS		80	59	356	271	85	18	78	4.5	45.0	5	2	109	90t	1	21	2	3	0	16	14	2	0	0	0	0

### JAHLEEL ADDAE'S NFL POSTSEASON DEFENSIVE STATISTICS

		TACKLES										INTERCEPTIONS					FUMBLES					ST				MISC	
DATE	TEAM	GP	GS	TK	S	A	TFL	YDS	SK	YDS	QBH	NO	YDS	LG	TD	PD	FF	FR	YDS	TK	S	A	FF	FR	S	A	
2013	Chargers	2	1	13	10	3	1	2	0.0	0.0	0	0	0	0	0	0	1	1	0	0	0	0	0	0	0	0	
2018	Chargers	2	2	19	9	10	1	3	0.0	0.0	0	0	0	0	0	0	0	0	0	0	0	0	0	0	0	0	
NFL TOTALS		4	3	32	19	13	2	5	0.0	0.0	0	0	0	0	0	0	1	1	0	0	0	0	0	0	0	0	

# VETERAN BIOS

## SINGLE-GAME HIGHS: DEFENSIVE

**Total Tackles** 11 vs. Philadelphia Eagles, Oct 01, 2017  
**Sacks** 1.0 at Seattle Seahawks, Nov 04, 2018  
 ...3 more at 1.0.  
**Passes Defensed** 2 vs. Cleveland Browns, Dec 03, 2017  
 ...2 more at 2.  
**Forced Fumbles** 1 at Kansas City Chiefs, Dec 28, 2014  
 ...1 more at 1.  
**Fumble Recoveries** 1 vs. Oakland Raiders, Oct 07, 2018  
 ...2 more at 1.

**Tackles For Loss** 2 at Jacksonville Jaguars, Nov 12, 2017  
 ...3 more at 2.  
**Interceptions** 1 at Denver Broncos, Dec 30, 2018  
 ...1 more at 1.  
**Interception Return Yards** 90 vs. Kansas City Chiefs, Jan 01, 2017  
**Special Teams Tackles** 3 vs. Oakland Raiders, Dec 22, 2013

## SINGLE-GAME HIGHS - POSTSEASON: DEFENSIVE

**Total Tackles** 12 at New England Patriots, Jan 13, 2019  
**Forced Fumbles** 1 at Denver Broncos, Jan 12, 2014

**Fumble Recoveries** 1 at Cincinnati Bengals, Jan 05, 2014  
**Tackles For Loss** 1 at New England Patriots, Jan 13, 2019  
 ...1 more at 1.

## 2018 GAME-BY-GAME REGULAR SEASON STATISTICS (CHARGERS)

				2018 GAME BY GAME REGULAR SEASON STATISTICS (CHARGERS)																								
				TACKLES							INTERCEPTIONS					FUMBLES				ST					MISC			
W	DATE	OPPONENT		TK	S	A	SK	YDS	TFL	YDS	QBH	NO	YDS	LG	TD	PD	FF	FR	YDS	TK	S	A	FF	FR	S	A	W/L	SCORE
01	09/09	Chiefs	S	5	3	2	0.0	0.0	0	0	0	0	0	0	0	0	0	0	0	0	0	0	0	0	0	0	L	28-38
02	09/16	at Bills	S	7	6	1	0.0	0.0	0	0	0	0	0	0	0	1	0	0	0	0	0	0	0	0	0	0	W	31-20
03	09/23	at Rams	S	6	4	2	0.0	0.0	0	0	0	0	0	0	0	0	0	0	0	0	0	0	0	0	0	0	L	23-35
04	09/30	49ers	S	2	1	1	0.0	0.0	0	0	0	0	0	0	0	0	0	0	0	0	0	0	0	0	0	0	W	29-27
05	10/07	Raiders	S	4	4	0	0.0	0.0	0	0	0	0	0	0	0	0	0	1	0	0	0	0	0	0	0	0	W	26-10
06	10/14	at Browns	S	9	7	2	0.0	0.0	0	0	0	0	0	0	0	0	0	0	0	0	0	0	0	0	0	0	W	38-14
07	10/21	Titans	S	2	1	1	0.0	0.0	0	0	0	0	0	0	0	0	0	0	0	0	0	0	0	0	0	0	W	20-19
09	11/04	at Seahawks	S	10	3	7	1.0	13.0	1	13	1	0	0	0	0	1	0	0	0	0	0	0	0	0	0	0	W	25-17
10	11/11	at Raiders	S	6	4	2	0.0	0.0	0	0	0	0	0	0	0	0	0	0	0	0	0	0	0	0	0	0	W	20-6
11	11/18	Broncos	S	3	3	0	0.0	0.0	0	0	0	0	0	0	0	0	0	0	0	0	0	0	0	0	0	0	L	22-23
12	11/25	Cardinals	S	2	2	0	0.0	0.0	0	0	0	0	0	0	0	0	0	0	0	0	0	0	0	0	0	0	W	45-10
13	12/02	at Steelers	S	2	2	0	0.0	0.0	0	0	0	0	0	0	0	0	0	0	0	0	0	0	0	0	0	0	W	33-30
14	12/09	Bengals	S	9	7	2	0.0	0.0	0	0	0	0	0	0	0	0	0	0	0	0	0	0	0	0	0	0	W	26-21
15	12/13	at Chiefs	S	3	2	1	0.0	0.0	0	0	0	0	0	0	0	0	0	0	0	0	0	0	0	0	0	0	W	29-28
16	12/22	Ravens	S	1	0	1	0.0	0.0	0	0	0	0	0	0	0	0	0	0	0	0	0	0	0	0	0	0	L	10-22
17	12/30	at Broncos	S	4	3	1	0.0	0.0	0	0	0	1	19	19	0	1	0	0	0	0	0	0	0	0	0	0	W	23-9
2018 TOTALS			16-16	75	52	23	1.0	13.0	1	13	1	1	19	19	0	3	0	1	0	0	0	0	0	0	0	0	12-4	

## 2018 GAME-BY-GAME POSTSEASON STATISTICS (CHARGERS)

			LEIS GAME BY GAME FOOTBALLER STATISTICS (CHARGERS)																								
			TACKLES								INTERCEPTIONS					FUMBLES			ST					MISC			
W	DATE	OPPONENT	TK	S	A	SK	YDS	TFL	YDS	QBH	NO	YDS	LG	TD	PD	FF	FR	YDS	TK	S	A	FF	FR	S	A	W/L	SCORE
01	01/06	at Ravens	S	6	2	4	0.0	0.0	0	0	0	0	0	0	0	0	0	0	0	0	0	0	0	0	0	W	23-17
02	01/13	at Patriots	S	13	7	6	0.0	0.0	1	3	0	0	0	0	0	0	0	0	0	0	0	0	0	0	0	L	28-41
2018 TOTALS			2-2	19	9	10	0.0	0.0	1	3	0	0	0	0	0	0	0	0	0	0	0	0	0	0	0	1-1	





# JORDAN AKINS

**TIGHT END**

**6-4 | 243 | CENTRAL FLORIDA**

**HOMETOWN: LOCUST GROVE, GA. | AGE: 27**

**2ND NFL SEASON | 2ND WITH TEXANS | ACQUIRED: D3C-'18**

**2018 GP/GS (POST): 16/6 (1/0) | CAREER GP/GS (POST): 16/6 (1/0)**

**TEAMS: HOU '18**



**88**

**TRANSACTIONS:** Selected by the Houston Texans with the 34th pick of the third round (98th overall) in the 2018 NFL Draft.

## 2018 (Houston 16/6; 1/0):

- Finished the season with 17 receptions for 225 yards (13.2 avg.) as a rookie
- Caught two passes for 11 yards and contributed on special teams at New England (9/9) in his NFL debut
- Tallied two receptions for 21 yards (10.5 avg.) at Tennessee (9/16)
- Recorded one reception for 18 yards and contributed on special teams vs. the N.Y. Giants (9/23)
- Hauled in two passes for 24 yards (12.0 avg.) at Indianapolis (9/30)
- Registered one reception for nine yards vs. Dallas (10/7)
- Caught one pass for six yards and contributed on special teams vs. Buffalo (10/14)
- Started at tight end and contributed on offense and special teams at Jacksonville (10/21)
- Started at tight end and helped the Texans rush for a season-high 188 yards vs. Miami (10/25)
- Started at tight end for a third-consecutive game at Denver (11/4)
- Hauled in two passes for a career-high 42 yards (21.0 avg.), including a career-long 28-yard reception at Washington (11/18)
- Caught one pass for eight yards vs. Tennessee (11/26)
- Tallied one reception for 13 yards vs. Cleveland (12/2)
- Recorded two receptions for 40 yards (20.0 avg.) vs. Indianapolis (12/9). Notched the most first quarter receiving yards (40) by a Texans rookie since WR Will Fuller V in Week 4 of the 2017 season vs. Tennessee
- Started at tight end at the N.Y. Jets (12/15)
- Recorded two receptions for 33 yards (16.5 avg.) at Philadelphia (12/23)
- Started at tight end and contributed on special teams vs. Jacksonville (12/30)
- Caught two passes for eight yards (4.0 avg.) in the Wild Card Round vs. Indianapolis (1/5)

## CAREER AT CENTRAL FLORIDA:

- Played four seasons (2014-17) at the University of Central Florida in Orlando, Fla.
- Amassed 1,149 yards receiving and eight touchdowns in 41 career games played
- Also returned punts and kicks for the Knights during his four years at Central Florida

## 2017 (Central Florida):

- Named to the John Mackey Award Preseason Watch List, honoring the nation's top tight ends
- Started all 11 games at tight end
- Set single-season career highs for catches (30), receiving yards (459) and touchdowns (four)
- Averaged 15.3 yards per reception and 41.7 yards per game

## 2016 (Central Florida):

- Recorded 347 yards receiving and two touchdowns on 23 receptions in 13 games (seven starts)
- Led team in yards per reception (15.1)
- Tied a season high with five catches for 54 yards and a touchdown vs. Connecticut (10/22)

## 2015 (Central Florida):

- Opened the year as a starting wide receiver and return specialist
- Appeared in just two games due to injury
- Recorded 14 receptions for 152 yards and two touchdowns
- Also returned six kickoffs for 149 yards and two punts for 15 yards
- Amassed 104 yards receiving and two touchdowns on nine catches against Florida International (9/3)

## 2014 (Central Florida):

- Compiled 135 yards on 12 catches in 13 games played as a freshman
- Averaged 24.2 yards per kick return
- Logged 498 all-purpose yards on the season

## PERSONAL:

- Prior to attending the University of Central Florida, was selected in the third round of the 2010 Major League Baseball Draft by the Texas Rangers
- Hit .218 as an outfielder in four seasons in the Texas farm system, including a .283 mark in 2011
- Hit 24 home runs and recorded 42 stolen bases in 321 minor league games played
- Was an all-state selection at Union Grove High School as a senior in 2009
- Earned all-state honors as a junior, leading Strong Rock Christian High School with 823 yards passing and 12 touchdowns, while rushing for 784 yards and 14 touchdowns
- Named all-conference as a sophomore in 2007



# VETERAN BIOS

## SINGLE-GAME HIGHS: RUSHING/RECEIVING

<b>Receptions</b>	2 at Philadelphia Eagles, Dec 23, 2018 ...5 more at 2.	<b>All-purpose yards</b>	42 at Washington Redskins, Nov 18, 2018
<b>Receiving Yards</b>	42 at Washington Redskins, Nov 18, 2018	<b>Miscellaneous Tackles</b>	1 vs. New York Giants, Sep 23, 2018
<b>Longest Receptions</b>	28 at Washington Redskins, Nov 18, 2018		

## SINGLE-GAME HIGHS - POSTSEASON: RUSHING/RECEIVING

<b>Receptions</b>	2 vs. Indianapolis Colts, Jan 05, 2019	<b>Longest Receptions</b>	7 vs. Indianapolis Colts, Jan 05, 2019
<b>Receiving Yards</b>	8 vs. Indianapolis Colts, Jan 05, 2019	<b>All-purpose yards</b>	8 vs. Indianapolis Colts, Jan 05, 2019

## 2018 GAME-BY-GAME REGULAR SEASON STATISTICS (TEXANS)

W	DATE	OPPONENT	P/S	RECEIVING				RUSHING				TD	W/L	SCORE
				NO	YDS	LG	TD	ATT	YDS	LG	TD			
01	09/09	at Patriots	P	2	11	8	0	0	0	0	0	0	L	20-27
02	09/16	at Titans	P	2	21	13	0	0	0	0	0	0	L	17-20
03	09/23	Giants	P	1	18	18	0	0	0	0	0	0	L	22-27
04	09/30	at Colts	P	2	24	14	0	0	0	0	0	0	W	37-34+
05	10/07	Cowboys	P	1	9	9	0	0	0	0	0	0	W	19-16+
06	10/14	Bills	P	1	6	6	0	0	0	0	0	0	W	20-13
07	10/21	at Jaguars	S	0	0	0	0	0	0	0	0	0	W	20-7
08	10/25	Dolphins	S	0	0	0	0	0	0	0	0	0	W	42-23
09	11/04	at Broncos	S	0	0	0	0	0	0	0	0	0	W	19-17
11	11/18	at Redskins	P	2	42	28	0	0	0	0	0	0	W	23-21
12	11/26	Titans	P	1	8	8	0	0	0	0	0	0	W	34-17
13	12/02	Browns	P	1	13	13	0	0	0	0	0	0	W	29-13
14	12/09	Colts	P	2	40	27	0	0	0	0	0	0	L	21-24
15	12/15	at Jets	S	0	0	0	0	0	0	0	0	0	W	29-22
16	12/23	at Eagles	S	2	33	22	0	0	0	0	0	0	L	30-32
17	12/30	Jaguars	S	0	0	0	0	0	0	0	0	0	W	20-3
<b>2018 TOTALS</b>			<b>16-6</b>	<b>17</b>	<b>225</b>	<b>28</b>	<b>0</b>	<b>0</b>	<b>0</b>	<b>0</b>	<b>0</b>	<b>0</b>	<b>11-5</b>	

+ - Overtime

## 2018 GAME-BY-GAME POSTSEASON STATISTICS (TEXANS)

W	DATE	OPPONENT	P/S	RECEIVING				RUSHING				TD	W/L	SCORE
				NO	YDS	LG	TD	ATT	YDS	LG	TD			
01	01/05	Colts	P	2	8	7	0	0	0	0	0	0	L	7-21
<b>2018 TOTALS</b>			<b>1-0</b>	<b>2</b>	<b>8</b>	<b>7</b>	<b>0</b>	<b>0</b>	<b>0</b>	<b>0</b>	<b>0</b>	<b>0</b>	<b>0-1</b>	



# JOHNSON BADEMOSI

CORNERBACK

6-0 | 219 | STANFORD

HOMETOWN: SILVER SPRING, MD. | AGE: 28

8TH NFL SEASON | 2ND WITH TEXANS | ACQUIRED: UFA-'18 (NE)

2018 GP/GS (POST): 16/0 (1/0) | CAREER GP/GS (POST): 110/6 (4/0)

TEAMS: CLE '12-'15; DET '16; NE '17; HOU '18



23

**TRANSACTIONS:** Signed by the Cleveland Browns as a college free agent on May 9, 2012...Signed by the Detroit Lions as an unrestricted free agent on March 11, 2016...Traded to the New England Patriots on Sept. 2, 2017...Signed by the Houston Texans as an unrestricted free agent on March 16, 2018.

## 2018 (Houston 16/0; 1/0):

- Recorded nine special teams tackles and one fumble recovery in 16 games during the regular season
- Recovered a fumble on a muffed punt late in the fourth quarter to set up a touchdown in his Texans debut at New England (9/9)
- Contributed on special teams at Tennessee (9/16)
- Tallied one special teams tackle vs. the N.Y. Giants (9/23)
- Contributed on special teams at Indianapolis (9/30). Downed P Trevor Daniel's first quarter punt inside the Colts' two-yard line. Two plays later, the Texans recovered a Ryan Kelly fumble in the end zone for the Texans first score of the game
- Notched one special teams tackle vs. Dallas (10/7)
- Contributed on special teams vs. Buffalo (10/14)
- Appeared on special teams at Jacksonville (10/21)
- Played on special teams vs. Miami (10/25)
- Contributed on special teams at Denver (11/4)
- Tallied one special teams tackle at Washington (11/18)
- Notched one total tackle and one special teams tackle vs. Tennessee (11/26)
- Registered one special teams tackle vs. Cleveland (12/2)
- Contributed on special teams vs. Indianapolis (12/9)
- Appeared on special teams at the N.Y. Jets (12/15)
- Recorded two special teams tackles at Philadelphia (12/23)
- Tallied two special teams tackles vs. Jacksonville (12/30)
- Contributed on special teams in the Wild Card Round vs. Indianapolis (1/5)

## 2017 (New England 15/3, 2/0):

- Recorded 20 total tackles (15 solo) and one pass defended in 15 games during the regular season
- Added eight special teams tackles
- Appeared in both the AFC Championship Game and Super Bowl LII
- Recorded one special teams tackle in Super Bowl LII

## 2016 (Detroit 16/3, 1/0):

- Compiled 18 total tackles (16 solo), five passes defended and one interception in 16 games played
- Made his debut as a Lion contributing on special teams with one tackle in Week 1 at Indianapolis (9/11)

- Played as a primary defensive back in a Week 7 victory against the Redskins after starting CB Darius Slay left the second quarter with an injury. Finished with five tackles and one pass defended (10/23)
- Earned his first career start at Houston in Week 8 (10/30). Recorded his first career interception and finished the game with three total tackles and a career-high two passes defended. Became the first Lions defensive player to register an interception in his first career start since CB Aaron Berry at Chicago (9/12/10)
- Started at cornerback for a second straight game in a Week 9 victory at Minnesota (11/6). Finished with three total tackles and one pass defended
- Saw action on special teams and replaced CB Darius Slay on defense after leaving in the second quarter due to injury against the Giants. Recorded one pass defended (12/18)
- Replaced CB Darius Slay as the starting cornerback in Week 16 at Dallas (12/26). Finished with six total tackles
- Registered one tackle on special teams in the Wild Card playoff game at Seattle (1/7/17)

## 2015 (Cleveland 16/0):

- Finished the year with 17 special teams tackles, marking his fourth-consecutive season with at least 15 total special teams tackles. Tied for the NFL lead in total special teams tackles with Cincinnati's Cedric Peerman (17) and Houston's Brian Peters (17)
- Recorded a career-high four total tackles vs. Arizona (11/1)

## 2014 (Cleveland 14/0):

- Appeared in 14 games and led the team in special teams tackles (15) for the third-consecutive season
- Helped the Browns finish second in the NFL in kickoff coverage and eighth in punt coverage
- Tied a career high with three special teams tackles and downed two punts inside the 10-yard line vs. Indianapolis (12/7)

## 2013 (Cleveland 16/0):

- Played in all 16 games for the second-consecutive season, primarily on special teams, and also appeared in four games as a reserve defensive back. Led the team and ranked among NFL leaders with 17 special teams tackles
- Posted at least one special teams tackle in 10 games, including tying a career high twice with three at Kansas City (10/27) and at New England (12/8)

## 2012 (Cleveland 16/0):

## VETERAN BIOS

- As a rookie, saw action in all 16 games and led the team in special teams tackles with 18, finishing third in the NFL and leading all NFL rookies players
- Earned PFW/PFWA All-Rookie honors as a special teamer en route to helping Cleveland rank second in the NFL in kickoff coverage (19.8 yards per return)
- Set a career high with three special teams tackles at N.Y. Giants (10/7)

### COLLEGE:

Played four seasons (2008-11) at Stanford (Calif.) University

- Recorded 122 total tackles (98 solo), two forced fumbles and one interception in 48 career games for the Cardinal
- Also lettered in track and field for the Cardinal

### PERSONAL:

- Attended Gonzaga High School, where he played primarily cornerback and safety/linebacker, while also returning kicks
- Earned first-team All-Washington Catholic League honors and was a Washington Post All-Metro selection as a senior

### JOHNSON BADEMOSI'S NFL REGULAR SEASON DEFENSIVE STATISTICS

DATE	TEAM	GP	GS	TACKLES					INTERCEPTIONS					FUMBLES					ST				MISC			
				TK	S	A	TFL	YDS	SK	YDS	QBH	NO	YDS	LG	TD	PD	FF	FR	YDS	TK	S	A	FF	FR	S	A
2012	Browns	16	0	3	3	0	0	0	0.0	0.0	0	0	0	0	0	1	0	0	0	18	13	5	0	0	0	0
2013	Browns	16	0	0	0	0	0	0	0.0	0.0	0	0	0	0	0	0	0	0	0	14	11	3	0	0	0	0
2014	Browns	14	0	0	0	0	0	0	0.0	0.0	0	0	0	0	0	0	0	0	0	12	5	7	0	0	0	0
2015	Browns	16	0	10	8	2	0	0	0.0	0.0	0	0	0	0	0	2	0	1	0	17	12	5	0	0	0	0
2016	Lions	16	3	18	16	2	0	0	0.0	0.0	0	1	3	3	0	5	0	0	0	4	3	1	0	0	0	0
2017	Patriots	16	3	20	15	5	0	0	0.0	0.0	0	0	0	0	0	1	0	0	0	9	9	0	0	0	0	0
2018	Texans	16	0	1	0	1	0	0	0.0	0.0	0	0	0	0	0	0	0	0	0	9	7	2	0	1	0	0
NFL TOTALS		110	6	52	42	10	0	0	0.0	0.0	0	1	3	3	0	9	0	1	0	83	60	23	0	1	0	0

### JOHNSON BADEMOSI'S NFL POSTSEASON DEFENSIVE STATISTICS

DATE	TEAM	GP	GS	TACKLES					INTERCEPTIONS					FUMBLES					ST				MISC			
				TK	S	A	TFL	YDS	SK	YDS	QBH	NO	YDS	LG	TD	PD	FF	FR	YDS	TK	S	A	FF	FR	S	A
2016	Lions	1	0	0	0	0	0	0	0.0	0.0	0	0	0	0	0	0	0	0	0	1	1	0	0	0	0	0
2017	Patriots	2	0	0	0	0	0	0	0.0	0.0	0	0	0	0	0	0	0	0	0	1	1	0	0	0	0	0
2018	Texans	1	0	0	0	0	0	0	0.0	0.0	0	0	0	0	0	0	0	0	0	0	0	0	0	0	0	0
NFL TOTALS		4	0	0	0	0	0	0	0.0	0.0	0	0	0	0	0	0	0	0	0	2	2	0	0	0	0	0

### SINGLE-GAME HIGHS: DEFENSIVE

<b>Total Tackles</b>	8 vs. Atlanta Falcons, Oct 22, 2017	<b>Interception Return Yards</b>	3 at Houston Texans, Oct 30, 2016
<b>Passes Defensed</b>	2 at Houston Texans, Oct 30, 2016	<b>Special Teams Tackles</b>	4 vs. Baltimore Ravens, Nov 30, 2015
<b>Fumble Recoveries</b>	1 vs. Arizona Cardinals, Nov 01, 2015	<b>Special Teams Fumble Recoveries</b>	1 at New England Patriots, Sep 09, 2018
<b>Interceptions</b>	1 at Houston Texans, Oct 30, 2016		

### SINGLE-GAME HIGHS - POSTSEASON: DEFENSIVE

<b>Special Teams Tackles</b>	1 vs. Philadelphia Eagles, Feb 04, 2018
	...1 more at 1.

# VETERAN BIOS

## 2018 GAME-BY-GAME REGULAR SEASON STATISTICS (TEXANS)

EDS DATE BY GAME REGULAR SEASON STATISTICS (YEAR)																															
				TACKLES								INTERCEPTIONS					FUMBLES					ST					MISC				
W	DATE	OPPONENT	TK	S	A	SK	YDS	TFL	YDS	QBH	NO	YDS	LG	TD	PD	FF	FR	YDS	TK	S	A	FF	FR	S	A	W/L	SCORE				
01	09/09	at Patriots	P	0	0	0	0.0	0.0	0	0	0	0	0	0	0	0	0	0	0	0	0	0	0	1	0	0	L	20-27			
02	09/16	at Titans	P	0	0	0	0.0	0.0	0	0	0	0	0	0	0	0	0	0	0	0	0	0	0	0	0	L	17-20				
03	09/23	Giants	P	0	0	0	0.0	0.0	0	0	0	0	0	0	0	0	0	0	0	1	1	0	0	0	0	L	22-27				
04	09/30	at Colts	P	0	0	0	0.0	0.0	0	0	0	0	0	0	0	0	0	0	0	0	0	0	0	0	0	W	37-34+				
05	10/07	Cowboys	P	0	0	0	0.0	0.0	0	0	0	0	0	0	0	0	0	0	0	1	1	0	0	0	0	W	19-16+				
06	10/14	Bills	P	0	0	0	0.0	0.0	0	0	0	0	0	0	0	0	0	0	0	0	0	0	0	0	0	W	20-13				
07	10/21	at Jaguars	P	0	0	0	0.0	0.0	0	0	0	0	0	0	0	0	0	0	0	0	0	0	0	0	0	W	20-7				
08	10/25	Dolphins	P	0	0	0	0.0	0.0	0	0	0	0	0	0	0	0	0	0	0	0	0	0	0	0	0	W	42-23				
09	11/04	at Broncos	P	0	0	0	0.0	0.0	0	0	0	0	0	0	0	0	0	0	0	0	0	0	0	0	0	W	19-17				
11	11/18	at Redskins	P	0	0	0	0.0	0.0	0	0	0	0	0	0	0	0	0	0	0	1	1	0	0	0	0	W	23-21				
12	11/26	Titans	P	1	0	1	0.0	0.0	0	0	0	0	0	0	0	0	0	0	0	1	0	1	0	0	0	W	34-17				
13	12/02	Browns	P	0	0	0	0.0	0.0	0	0	0	0	0	0	0	0	0	0	0	1	1	0	0	0	0	W	29-13				
14	12/09	Colts	P	0	0	0	0.0	0.0	0	0	0	0	0	0	0	0	0	0	0	0	0	0	0	0	0	L	21-24				
15	12/15	at Jets	P	0	0	0	0.0	0.0	0	0	0	0	0	0	0	0	0	0	0	0	0	0	0	0	0	W	29-22				
16	12/23	at Eagles	P	0	0	0	0.0	0.0	0	0	0	0	0	0	0	0	0	0	0	2	2	0	0	0	0	L	30-32				
17	12/30	Jaguars	P	0	0	0	0.0	0.0	0	0	0	0	0	0	0	0	0	0	0	2	1	1	0	0	0	W	20-3				
2018 TOTALS			16-0	1	0	1	0.0	0.0	0	0	0	0	0	0	0	0	0	0	0	9	7	2	0	1	0	0	11-5				

+ - Overtime

## 2018 GAME-BY-GAME POSTSEASON STATISTICS (TEXANS)

				TACKLES							INTERCEPTIONS					FUMBLES			ST					MISC					
W	DATE	OPPONENT		TK	S	A	SK	YDS	TFL	YDS	QBH	NO	YDS	LG	TD	PD	FF	FR	YDS	TK	S	A	FF	FR	S	A	W/L	SCORE	
01	01/05	Colts	P	0	0	0	0.0	0.0	0	0	0	0	0	0	0	0	0	0	0	0	0	0	0	0	0	0	0	L	7-21
2018 TOTALS				1-0	0	0	0	0.0	0	0	0	0	0	0	0	0	0	0	0	0	0	0	0	0	0	0	0	0	0-1





# DAVIN BELLAMY

OUTSIDE LINEBACKER

6-5 | 259 | GEORGIA

HOMETOWN: CHAMBLEE, GA. | AGE: 24

1ST NFL SEASON | 1ST WITH TEXANS | ACQUIRED: CFA-'18

CAREER GP/GS: 0/0

TEAMS: HOU '18



48

**TRANSACTIONS:** Signed by the Houston Texans as a college free agent on May 11, 2018...Waived by the Texans on Sept. 1, 2018...Signed to the Texans practice squad on Sept. 2, 2018...Signed by the Texans on Jan. 7, 2019.

## 2018 (Houston 0/0):

Spent the entire season on the Texans practice squad

## CAREER AT GEORGIA:

- Played four seasons (2014-17) at the University of Georgia in Athens, Ga. after redshirting the 2013 campaign
- Compiled 135 total tackles (55 solo), five forced fumbles, two fumble recoveries and 13.0 sacks in 48 career games (27 starts)
- Recorded a sack in the 2018 College Football Playoff National Championship Game against Alabama

## 2017 (Georgia):

- Played in all 15 games, starting in 14
- Recorded 34 total tackles, including 7.5 tackles for loss and 5.0 sacks
- Ranked third on the team with 14 quarterback pressures
- One of his three stops vs. Alabama in the College Football Playoff Championship Game was a sack for a 14-yard loss
- Lone tackle vs. Auburn in SEC Championship Game resulted in a sack and forced the first of two Auburn fumbles
- Collected two solo tackles in the Rose Bowl
- At Notre Dame, collected six tackles, (two solo), 1.5 tackles for loss, 1.0 sack for a loss of nine yards, three quarterback hurries and forced a fumble that halted the Irish's final possession
- Named to the Senior Bowl Watch List and Butkus Award Watch List
- Recipient of the William K. Holmes Scholarship

## 2016 (Georgia):

- Compiled 51 total tackles with 17 quarterback pressures and a team-leading 5.0 sacks in 13 games (11 starts)

- Notched a career-best eight total tackles twice: vs. Vanderbilt and Georgia Tech
- Recorded four total tackles and 1.5 sacks at South Carolina (10/9)
- Recipient of the William K. Holmes Scholarship

## 2015 (Georgia):

- Amassed 33 total tackles, 5.5 tackles for loss and 3.0 sacks in 10 games played (two starts)
- Compiled a team-best seven tackles, with 1.0 sack and two tackles for loss, a forced fumble and fumble recovery against Florida (10/31)
- Recorded a career-high eight tackles at Tennessee (10/10) with a forced fumble, a tackle for loss and a pass defended
- Finished second on the team with six tackles vs. Missouri (10/17), including 1.0 sack and four quarterback hurries
- Recipient of the William K. Holmes Scholarship

## 2014 (Georgia):

- Recorded 17 total tackles, one forced fumble and one fumble recovery in 10 games played
- Amassed a career-high six tackles vs. Charleston Southern (11/22)
- First-career fumble recovery vs. No. 9 Auburn (11/15)
- Four tackles, including one tackle for loss in his UGA debut vs. Troy (9/20)

## 2013 (Georgia):

- Redshirted

## PERSONAL:

- Given name is Davin Jamaurie' Bellamy
- Lettered in football (Coach Allen Johnson) at Chamblee High School in Chamblee, Ga.
- As a junior Bellamy recorded 10 tackles for loss and 5.0 sacks
- Played injured through much of his senior season but managed to post 5.0 sacks

# VETERAN BIOS

## 2018 GAME-BY-GAME REGULAR SEASON STATISTICS (TEXANS)

W	DATE	OPPONENT	TACKLES							INTERCEPTIONS					FUMBLES			ST					MISC		W/L	SCORE
			TK	S	A	SK	YDS	TFL	YDS	QBH	NO	YDS	LG	TD	PD	FF	FR	YDS	TK	S	A	FF	FR	S		
01	09/09	at Patriots																							L	20-27
02	09/16	at Titans																							L	17-20
03	09/23	Giants																							L	22-27
04	09/30	at Colts																							W	37-34+
05	10/07	Cowboys																							W	19-16+
06	10/14	Bills																							W	20-13
07	10/21	at Jaguars																							W	20-7
08	10/25	Dolphins																							W	42-23
09	11/04	at Broncos																							W	19-17
11	11/18	at Redskins																							W	23-21
12	11/26	Titans																							W	34-17
13	12/02	Browns																							W	29-13
14	12/09	Colts																							L	21-24
15	12/15	at Jets																							W	29-22
16	12/23	at Eagles																							L	30-32
17	12/30	Jaguars																							W	20-3
2018 TOTALS			0	0	0	0.0	0.0	0	0	0	0	0	0	0	0	0	0	0	0	0	0	0	0	0	11-5	

+ - Overtime

## 2018 GAME-BY-GAME POSTSEASON STATISTICS (TEXANS)

			TACKLES							INTERCEPTIONS					FUMBLES			ST					MISC				
W	DATE	OPPONENT	TK	S	A	SK	YDS	TFL	YDS	QBH	NO	YDS	LG	TD	PD	FF	FR	YDS	TK	S	A	FF	FR	S	A	W/L	SCORE
01	01/05	Colts	PRACTICE SQUAD																							L	7-21
2018 TOTALS			0	0	0	0.0	0.0	0	0	0	0	0	0	0	0	0	0	0	0	0	0	0	0	0	0	0	0-1



# ANGELO BLACKSON

DEFENSIVE END

6-4 | 319 | AUBURN

HOMETOWN: BEAR, DEL. | AGE: 26

5TH NFL SEASON | 3RD WITH TEXANS | ACQUIRED: FA-'17

2018 GP/GS (POST): 16/4 (1/0) | CAREER GP/GS (POST): 54/6 (1/0)

TEAMS: TEN '15-'16; HOU '17-'18; NE '17



97

**TRANSACTIONS:** Selected by the Tennessee Titans with the first pick of the fourth round (100th overall) in the 2015 NFL Draft...Waived by Tennessee on Sept. 2, 2017...Signed to the New England Patriots practice squad on Sept. 4, 2017...Signed to the Houston Texans active roster on Nov. 1, 2017...RRe-signed by the Texans on March 15, 2018...Re-signed by the Texans on March 11, 2019.

## 2018 (Houston 16/4; 1/0):

- Recorded 24 total tackles (18 solo), 1.0 sack, three passes defended, two quarterback hits, one tackle for loss and one fumble recovery in 16 games. Set single-season career highs in total tackles, passes defended and fumble recoveries
- Tallied three total tackles (two solo) and a pass defended at New England (9/9). Tipped a pass from Patriots QB Tom Brady, which was intercepted by S Tyrann Mathieu at the New England 17-yard line
- Recorded two total tackles at Tennessee (9/16)
- Matched his career high with three solo tackles and notched his first sack as a Texan vs. the N.Y. Giants (9/23)
- Started at defensive end vs. Indianapolis (9/30)
- Notched two total tackles (one solo) vs. Dallas (10/7)
- Registered two total tackles vs. Buffalo (10/14)
- Tallied one solo tackle, one pass defended and one quarterback hit at Jacksonville (10/21)
- Recorded one total tackle and one pass defended vs. Miami (10/25). Extended his single-season career-high for passes defended with three
- Recorded one solo tackle at Denver (11/4)
- Notched one total tackle at Washington (11/18)
- Contributed on defense vs. Tennessee (11/26)
- Tallied one total tackle and surrendered a season-low 31 rushing yards vs. Cleveland (12/2)
- Registered one total tackle (one solo) vs. Indianapolis (12/9)
- Recorded three total tackles (two solo) and his first career fumble recovery at the N.Y. Jets (12/15)
- Started at defensive end and recorded two solo stops at Philadelphia (12/23)
- Notched two solo tackles vs. Jacksonville (12/30)
- Contributed on defense and special teams in his playoff debut in the Wild Card Round vs. Indianapolis (1/5)

## 2017 (Houston 9/1):

- Compiled nine total tackles (eight solo), one pass defended and one quarterback hit in nine games played

- Made his debut for Houston vs. Indianapolis (11/5)
- Notched two total tackles and one pass defended at the Los Angeles Rams (11/12)
- Finished with two solo tackles at Tennessee (12/3)
- Posted two solo tackles for the second consecutive week vs. San Francisco (12/10)
- Recorded a pair of solo tackles vs. Pittsburgh (12/25)
- Started his first game of the season and recorded his first quarterback hit of the season at Indianapolis (12/31)

## 2016 (Tennessee 13/1):

- Played in 13 regular season games with one start and registered nine total tackles (four solo) and one pass defended
- Was inactive for three games
- Saw action as a reserve vs. Jacksonville (10/27) and notched two total tackles and a pass defended
- Made his first career start at Indianapolis (11/20) and tied a career high with three total tackles

## 2015 (Tennessee 16/0):

- Played in all 16 regular season games as a reserve and registered 15 total tackles (eight solo), 2.5 sacks and a forced fumble
- Made his NFL debut at Tampa Bay (9/13) and tallied three total tackles, his first career sack and first career forced fumble
- Appeared as a reserve at New Orleans (11/8) and totaled three tackles and 1.0 sack

## COLLEGE:

- Played four seasons (2011-14) at Auburn (Ala.) University
- Appeared in 52 games with 18 starts and amassed 65 total tackles, 4.5 sacks, three forced fumbles, one fumble recovery and two passes defended
- Was on the field for the famous "Kick 6" play during the Auburn and Alabama game in 2013. Lined up on the defensive front to attempt to block the field goal and served as a blocker on the game winning missed field goal return for a touchdown

## PERSONAL:

- Attended Red Lion Christian High School in Bear, Del.
- Posted 40 total tackles, 3.0 sacks, three forced fumbles, two passes defended and one fumble recovery in just seven games as a senior
- Majored in sociology at Auburn

# VETERAN BIOS

## ANGELO BLACKSON'S NFL REGULAR SEASON DEFENSIVE STATISTICS

		TACKLES								INTERCEPTIONS					FUMBLES					ST				MISC		
DATE	TEAM	GP	GS	TK	S	A	TFL	YDS	SK	YDS	QBH	NO	YDS	LG	TD	PD	FF	FR	YDS	TK	S	A	FF	FR	S	A
2015	Titans	16	0	15	8	7	2	14	2.5	17.5	3	0	0	0	0	0	1	0	0	0	0	0	0	0	0	0
2016	Titans	13	1	9	4	5	2	4	0.0	0.0	2	0	0	0	0	1	0	0	0	0	0	0	0	0	0	0
2017	Patriots	0	0	0	0	0	0	0	0.0	0.0	0	0	0	0	0	0	0	0	0	0	0	0	0	0	0	0
2017	Texans	9	1	9	8	1	0	0	0.0	0.0	1	0	0	0	0	1	0	0	0	0	0	0	0	0	0	0
2017	TOTAL	9	1	9	8	1	0	0	0.0	0.0	1	0	0	0	0	1	0	0	0	0	0	0	0	0	0	0
2018	Texans	16	4	24	18	6	1	7	1.0	7.0	2	0	0	0	0	3	0	1	0	0	0	0	0	0	0	0
NFL TOTALS		54	6	57	38	19	5	25	3.5	24.5	8	0	0	0	0	5	1	1	0	0	0	0	0	0	0	0

## ANGELO BLACKSON'S NFL POSTSEASON DEFENSIVE STATISTICS

		TACKLES									INTERCEPTIONS					FUMBLES					ST				MISC	
DATE	TEAM	GP	GS	TK	S	A	TFL	YDS	SK	YDS	QBH	NO	YDS	LG	TD	PD	FF	FR	YDS	TK	S	A	FF	FR	S	A
2018	Texans	1	0	0	0	0	0	0	0.0	0.0	0	0	0	0	0	0	0	0	0	0	0	0	0	0	0	0
NFL TOTALS		1	0	0	0	0	0	0	0.0	0.0	0	0	0	0	0	0	0	0	0	0	0	0	0	0	0	0

## SINGLE-GAME HIGHS: DEFENSIVE

<b>Total Tackles</b>	3 at New York Jets, Dec 15, 2018 ...4 more at 3.	<b>Forced Fumbles</b>	1 at Tampa Bay Buccaneers, Sep 13, 2015
<b>Sacks</b>	1.0 vs. New York Giants, Sep 23, 2018 ...2 more at 1.0.	<b>Fumble Recoveries</b>	1 at New York Jets, Dec 15, 2018
<b>Passes Defensed</b>	1 vs. Miami Dolphins, Oct 25, 2018 ...4 more at 1.	<b>Tackles For Loss</b>	1 vs. New York Giants, Sep 23, 2018 ...4 more at 1.

## 2018 GAME-BY-GAME REGULAR SEASON STATISTICS (TEXANS)

				TACKLES							INTERCEPTIONS						FUMBLES				ST					MISC			
W	DATE	OPPONENT		TK	S	A	SK	YDS	TFL	YDS	QBH	NO	YDS	LG	TD	PD	FF	FR	YDS	TK	S	A	FF	FR	S	A	W/L	SCORE	
01	09/09	at Patriots	P	3	2	1	0.0	0.0	0	0	0	0	0	0	0	1	0	0	0	0	0	0	0	0	0	0	0	L	20-27
02	09/16	at Titans	P	2	2	0	0.0	0.0	0	0	0	0	0	0	0	0	0	0	0	0	0	0	0	0	0	0	0	L	17-20
03	09/23	Giants	P	3	3	0	1.0	7.0	1	7	1	0	0	0	0	0	0	0	0	0	0	0	0	0	0	0	0	L	22-27
04	09/30	at Colts	S	0	0	0	0.0	0.0	0	0	0	0	0	0	0	0	0	0	0	0	0	0	0	0	0	0	0	W	37-34+
05	10/07	Cowboys	S	1	0	1	0.0	0.0	0	0	0	0	0	0	0	0	0	0	0	0	0	0	0	0	0	0	0	W	19-16+
06	10/14	Bills	P	2	0	2	0.0	0.0	0	0	0	0	0	0	0	0	0	0	0	0	0	0	0	0	0	0	0	W	20-13
07	10/21	at Jaguars	P	1	1	0	0.0	0.0	0	0	1	0	0	0	0	1	0	0	0	0	0	0	0	0	0	0	0	W	20-7
08	10/25	Dolphins	P	1	1	0	0.0	0.0	0	0	0	0	0	0	0	1	0	0	0	0	0	0	0	0	0	0	0	W	42-23
09	11/04	at Broncos	P	1	1	0	0.0	0.0	0	0	0	0	0	0	0	0	0	0	0	0	0	0	0	0	0	0	0	W	19-17
11	11/18	at Redskins	P	1	0	1	0.0	0.0	0	0	0	0	0	0	0	0	0	0	0	0	0	0	0	0	0	0	0	W	23-21
12	11/26	Titans	P	0	0	0	0.0	0.0	0	0	0	0	0	0	0	0	0	0	0	0	0	0	0	0	0	0	0	W	34-17
13	12/02	Browns	P	1	1	0	0.0	0.0	0	0	0	0	0	0	0	0	0	0	0	0	0	0	0	0	0	0	0	W	29-13
14	12/09	Colts	P	1	1	0	0.0	0.0	0	0	0	0	0	0	0	0	0	0	0	0	0	0	0	0	0	0	0	L	21-24
15	12/15	at Jets	P	3	2	1	0.0	0.0	0	0	0	0	0	0	0	0	0	1	0	0	0	0	0	0	0	0	0	W	29-22
16	12/23	at Eagles	S	2	2	0	0.0	0.0	0	0	0	0	0	0	0	0	0	0	0	0	0	0	0	0	0	0	0	L	30-32
17	12/30	Jaguars	S	2	2	0	0.0	0.0	0	0	0	0	0	0	0	0	0	0	0	0	0	0	0	0	0	0	0	W	20-3
2018 TOTALS				16-4	24	18	6	1.0	7.0	1	7	2	0	0	0	0	3	0	1	0	0	0	0	0	0	0	0	11-5	

+ - Overtime

## 2018 GAME-BY-GAME POSTSEASON STATISTICS (TEXANS)

				TACKLES							INTERCEPTIONS							FUMBLES			ST					MISC				
W	DATE	OPPONENT		TK	S	A	SK	YDS	TFL	YDS	QBH	NO	YDS	LG	TD	PD	FF	FR	YDS	TK	S	A	FF	FR	S	A	W/L	SCORE		
01	01/05	Colts	P	0	0	0	0.0	0.0	0	0	0	0	0	0	0	0	0	0	0	0	0	0	0	0	0	0	L	7-21		
2018 TOTALS				1-0	0	0	0	0.0	0.0	0	0	0	0	0	0	0	0	0	0	0	0	0	0	0	0	0	0	0-1		





# BRIEAN BODDY-CALHOUN

CORNERBACK

5-9 | 193 | MINNESOTA

HOMETOWN: WILMINGTON, DEL. | AGE: 26

4TH NFL SEASON | 1ST WITH TEXANS | ACQUIRED: FA-'19

2018 GP/GS: 16/8 | CAREER GP/GS: 43/21

TEAMS: CLE '16-'18; HOU '19



29

**TRANSACTIONS:** Signed by the Jacksonville Jaguars as a college free agent on May 1, 2016...Waived by the Jaguars on Sept. 3, 2016...Claimed off waivers by the Cleveland Browns on Sept. 4, 2016...Signed by the Houston Texans as a free agent on March 14, 2019.

## 2018 (Cleveland 16/8):

- Recorded 52 total tackles (40 solo), three quarterback hits, two passes defended, one forced fumble and four special teams tackles in 16 games played
- Tallied four total tackles (three solo) and one special teams tackles vs. Pittsburgh (9/9)
- Set a career high with 10 solo tackles, one quarterback hit and one pass defended at Tampa Bay (10/21)
- Notched five total tackles (four solo) and one pass defended vs. Atlanta (11/11)
- Compiled two solo tackles and one forced fumble at Houston (12/2)

## 2017 (Cleveland 13/7):

- Finished with 36 total tackles (27 solo), six passes defended, one quarterback hit and three special teams tackles in 13 games played
- Registered four total tackles (three solo) and matched a season high with two passes defended vs. Tennessee (10/22)
- Set a season high with six solo tackles and one pass defended vs. Minnesota (10/29)

## 2016 (Cleveland 14/6):

- Tallied 40 total tackles (36 solo), three interceptions, 11 passes defended, two tackles for loss, 1.0 sack, three special teams tackles and one interception returned for a touchdown as a rookie
- Tied for the most interceptions (three) by a rookie in the NFL
- Only rookie in the NFL to record 1.0 sack, one interception and one interception returned for a touchdown in 2016
- Recorded four total tackles (three solo) and returned an interception 27 yards for a touchdown in his NFL debut at Miami (9/25), becoming only the sixth player to record a pick-six in his NFL debut since 2000

- Finished with one solo tackle, 1.0 sack, one quarterback hit and one tackle for loss at Washington (10/2)
- Registered a season-high seven total tackles (six solo) at Tennessee (10/16)
- Notched three solo tackles, one interception and one special teams tackle at Baltimore (11/10)
- Amassed two total tackles (one solo) and a career-high three passes defended vs. Pittsburgh (11/20)
- Compiled four solo tackles, one tackle for loss and two passes defended vs. the N.Y. Giants (11/27)
- Recorded three solo tackles, two passes defended and one interception at Pittsburgh (1/1/17)

## COLLEGE:

- Played three seasons (2012; 2014-15) at the University of Minnesota in Minneapolis after playing one season (2011) at Coffeyville (Kan.) Community College
- Redshirted the 2013 campaign due to injury
- Recorded 113 total tackles, 16 passes defended, 10 interceptions, two forced fumbles and two interceptions returned for touchdowns in 38 games for the Golden Gophers
- Notched 48 total tackles, four interceptions and one interception returned for a touchdown as a senior in 2015
- Finished with 51 total tackles, nine passes defended, five interceptions, two forced fumbles, two tackles for loss and one fumble recovery as a junior in 2014
- Earned All-Big Ten honors in 2014 and 2015
- Named second-team all-conference in his lone season at Coffeyville (Kan.) Community College in 2011

## PERSONAL:

- Attended Wilmington Delcastle Technical High School in Wilmington, Del.
- Earned first-team all-state honors as a defensive back and second-team all-state as a kick returner
- Also earned all-state honors in baseball and track and field
- Hyphenated his name when he was in college from Boddy to Boddy-Calhoun to honor both of his parents
- Earned a bachelor's degree in elementary education at Minnesota

# VETERAN BIOS

## BRIAN BODDY-CALHOUN'S NFL REGULAR SEASON DEFENSIVE STATISTICS

2016-2018 BROWNS 3 NFL RECORD: CUMULATIVE SEASON-ON-SEASON STATISTICS																											
		TACKLES								INTERCEPTIONS						FUMBLES						ST				MISC	
DATE	TEAM	GP	GS	TK	S	A	TFL	YDS	SK	YDS	QBH	NO	YDS	LG	TD	PD	FF	FR	YDS	TK	S	A	FF	FR	S	A	
2016	Browns	14	6	40	36	4	2	12	1.0	10.0	1	3	94	67	1	11	0	0	0	3	3	0	0	0	0	0	
2017	Browns	13	7	36	27	9	0	0	0.0	0.0	1	0	0	0	0	6	0	0	0	3	2	1	0	0	0	0	
2018	Browns	16	8	52	40	12	0	0	0.0	0.0	3	0	0	0	0	2	1	0	0	4	4	0	0	0	0	0	
NFL TOTALS		43	21	128	103	25	2	12	1.0	10.0	5	3	94	67	1	19	1	0	0	10	9	1	0	0	0	0	

## SINGLE-GAME HIGHS: DEFENSIVE

**Total Tackles** 10 at Tampa Bay Buccaneers, Oct 21, 2018  
**Sacks** 1.0 at Washington Redskins, Oct 02, 2016  
**Passes Defensed** 3 vs. Pittsburgh Steelers, Nov 20, 2016  
**Forced Fumbles** 1 at Houston Texans, Dec 02, 2018

**Tackles For Loss** 1 vs. New York Giants, Nov 27, 2016  
 ...1 more at 1.  
**Interceptions** 1 at Pittsburgh Steelers, Jan 01, 2017  
 ...2 more at 1.  
**Interception Return Yards** 67 at Pittsburgh Steelers, Jan 01, 2017  
**Special Teams Tackles** 1 vs. Los Angeles Chargers, Oct 14, 2018  
 ...9 more at 1.

## 2018 GAME-BY-GAME REGULAR SEASON STATISTICS (BROWNS)

				TACKLES							INTERCEPTIONS					FUMBLES			ST					MISC					
W	DATE	OPPONENT		TK	S	A	SK	YDS	TFL	YDS	QBH	NO	YDS	LG	TD	PD	FF	FR	YDS	TK	S	A	FF	FR	S	A	W/L	SCORE	
01	09/09	Steelers	P	4	3	1	0.0	0.0	0	0	0	0	0	0	0	0	0	0	0	0	1	1	0	0	0	0	0	L	21-21
02	09/16	at Saints	P	1	1	0	0.0	0.0	0	0	0	0	0	0	0	0	0	0	0	0	1	1	0	0	0	0	0	L	18-21
03	09/20	Jets	P	0	0	0	0.0	0.0	0	0	0	0	0	0	0	0	0	0	0	0	1	1	0	0	0	0	0	W	21-17
04	09/30	at Raiders	P	3	1	2	0.0	0.0	0	0	0	0	0	0	0	0	0	0	0	0	0	0	0	0	0	0	0	L	42-45+
05	10/07	Ravens	P	0	0	0	0.0	0.0	0	0	0	0	0	0	0	0	0	0	0	0	0	0	0	0	0	0	0	W	12-9+
06	10/14	Chargers	P	0	0	0	0.0	0.0	0	0	0	0	0	0	0	0	0	0	0	0	1	1	0	0	0	0	0	L	14-38
07	10/21	at Buccaneers	S	10	10	0	0.0	0.0	0	0	1	0	0	0	0	1	0	0	0	0	0	0	0	0	0	0	0	L	23-26+
08	10/28	at Steelers	P	3	2	1	0.0	0.0	0	0	0	0	0	0	0	0	0	0	0	0	0	0	0	0	0	0	0	L	18-33
09	11/04	Chiefs	S	1	1	0	0.0	0.0	0	0	1	0	0	0	0	0	0	0	0	0	0	0	0	0	0	0	0	L	21-37
10	11/11	Falcons	S	5	4	1	0.0	0.0	0	0	0	0	0	0	0	1	0	0	0	0	0	0	0	0	0	0	0	W	28-16
12	11/25	at Bengals	S	6	4	2	0.0	0.0	0	0	0	0	0	0	0	0	0	0	0	0	0	0	0	0	0	0	0	W	35-20
13	12/02	at Texans	S	2	2	0	0.0	0.0	0	0	0	0	0	0	0	0	1	0	0	0	0	0	0	0	0	0	0	L	13-29
14	12/09	Panthers	S	5	4	1	0.0	0.0	0	0	1	0	0	0	0	0	0	0	0	0	0	0	0	0	0	0	0	W	26-20
15	12/15	at Broncos	P	5	4	1	0.0	0.0	0	0	0	0	0	0	0	0	0	0	0	0	0	0	0	0	0	0	0	W	17-16
16	12/23	Bengals	S	1	1	0	0.0	0.0	0	0	0	0	0	0	0	0	0	0	0	0	0	0	0	0	0	0	0	W	26-18
17	12/30	at Ravens	S	6	3	3	0.0	0.0	0	0	0	0	0	0	0	0	0	0	0	0	0	0	0	0	0	0	0	L	24-26
2018 TOTALS				16-8	52	40	12	0.0	0.0	0	0	3	0	0	0	0	2	1	0	0	4	4	0	0	0	0	0	7-9	

+ - Overtime



# DEANTE BURTON

CORNERBACK

6-2 | 205 | KANSAS STATE

HOMETOWN: MANHATTAN, KAN. | AGE: 24

2ND NFL SEASON | 2ND WITH TEXANS | ACQUIRED: FA-'18

2018 GP/GS (POST): 3/0 (1/0) | CAREER GP/GS (POST): 3/0 (1/0)

TEAMS: ATL '17-'18; GB '18; HOU '18



25

**TRANSACTIONS:** Signed by the Atlanta Falcons as a college free agent on May 1, 2017...Waived by the Falcons on Sept. 2, 2017...Signed to the Falcons practice squad on Sept. 3, 2017...Signed to the Falcons active roster on Jan. 15, 2018...Waived by the Falcons on Sept. 1, 2018...Signed to the Falcons practice squad on Sept. 2, 2018...Signed to the Falcons active roster on Sept. 4, 2018...Waived by the Falcons on Sept. 10, 2018...Claimed off waivers by the Green Bay Packers on Sept. 11, 2018...Waived by the Packers on Sept. 19, 2018...Signed to the Falcons practice squad on Sept. 25, 2018...Signed by the Houston Texans on Oct. 31, 2018.

## 2018 (Atlanta 1/0; Green Bay 0/0; Houston 2/0; 1/0):

- ✦ Tallied four total tackles (four solo) and one forced fumble in two games with the Texans
- ✦ Recorded one total tackle at Philadelphia (9/6) in his NFL debut
- ✦ Signed by the Packers prior to Week 2
- ✦ Inactive in Week 2 vs. Minnesota (9/16)
- ✦ Spent Weeks 4-8 on the Falcons practice squad
- ✦ Signed to the Texans active roster prior to Week 9
- ✦ Inactive Weeks 9-15
- ✦ Recorded four solo tackles and his first-career forced fumble in his Texans debut at Philadelphia (12/23)
- ✦ Contributed on special teams vs. Jacksonville (12/30)
- ✦ Appeared on special teams in the Wild Card Round vs. Indianapolis (1/5)

## 2017 (Atlanta 0/0):

- ✦ Converted to cornerback after practicing at wide receiver during the offseason and preseason with the Falcons

- ✦ Spent the entire season on the Falcons practice squad

## COLLEGE:

- ✦ Played four seasons (2013-16) at Kansas State University in Manhattan, Kan. after redshirting the 2012 season
- ✦ Appeared in 48 games with 35 starts, including the final 26 games of his collegiate career, over four seasons for the Wildcats
- ✦ Recorded 84 receptions for 1,085 yards and five touchdowns as a wide receiver
- ✦ Started all 13 games and tallied 29 receptions for 404 yards (13.9 avg.) and one touchdown as a senior in 2016
- ✦ Named First Team Academic All-Big 12 in 2016
- ✦ Led the team in receptions (38), receiving yards (510) and touchdown receptions (four) as a junior in 2015
- ✦ Earned Big 12 Offensive Player of the Week honors when he caught five passes for a career-high 135 yards and a touchdown vs. West Virginia (12/5)
- ✦ Hauled in 17 passes for 171 yards (10.1 avg.) in 13 games with nine starts as a sophomore in 2014
- ✦ Saw action in nine games as a redshirt freshman in 2013
- ✦ Redshirted the 2012 season

## PERSONAL:

- ✦ Attended Manhattan (Kan.) High School
- ✦ Named first-team All-Centennial League and earned all-state honors as a senior defensive back
- ✦ Recorded 20 receptions for 327 yards (16.4 avg.) and five touchdowns as a wide receiver and two interceptions as a defensive back as a senior in 2011
- ✦ Majored in journalism and mass communications at Kansas State

## DEANTE BURTON'S NFL REGULAR SEASON DEFENSIVE STATISTICS

DATE	TEAM	GP	GS	TACKLES						INTERCEPTIONS					FUMBLES					ST				MISC				
				TK	S	A	TFL	YDS	SK	YDS	QBH	NO	YDS	LG	TD	PD	FF	FR	YDS	TK	S	A	FF	FR	S	A		
2017	Falcons	0	0	0	0	0	0	0	0.0	0.0	0	0	0	0	0	0	0	0	0	0	0	0	0	0	0	0	0	0
2018	Falcons	1	0	1	0	1	0	0	0.0	0.0	0	0	0	0	0	0	0	0	0	0	0	0	0	0	0	0	0	0
2018	Packers	0	0	0	0	0	0	0	0.0	0.0	0	0	0	0	0	0	0	0	0	0	0	0	0	0	0	0	0	0
2018	Texans	2	0	4	4	0	0	0	0.0	0.0	0	0	0	0	0	1	0	0	0	0	0	0	0	0	0	0	0	0
2018	TOTAL	3	0	5	4	1	0	0	0.0	0.0	0	0	0	0	0	1	0	0	0	0	0	0	0	0	0	0	0	0
NFL	TOTALS	3	0	5	4	1	0	0	0.0	0.0	0	0	0	0	0	1	0	0	0	0	0	0	0	0	0	0	0	0

# VETERAN BIOS

## DEANTE BURTON'S NFL POSTSEASON DEFENSIVE STATISTICS

DATE	TEAM	GP	GS	TACKLES							INTERCEPTIONS					FUMBLES				ST					MISC	
				TK	S	A	TFL	YDS	SK	YDS	QBH	NO	YDS	LG	TD	PD	FF	FR	YDS	TK	S	A	FF	FR	S	A
2017	Falcons	0	0	0	0	0	0	0	0.0	0.0	0	0	0	0	0	0	0	0	0	0	0	0	0	0	0	0
2018	Texans	1	0	0	0	0	0	0	0.0	0.0	0	0	0	0	0	0	0	0	0	0	0	0	0	0	0	0
NFL TOTALS		1	0	0	0	0	0	0	0.0	0.0	0	0	0	0	0	0	0	0	0	0	0	0	0	0	0	0

## SINGLE-GAME HIGHS: DEFENSIVE

**Total Tackles** 1 at Philadelphia Eagles, Sep 06, 2018

**Forced Fumbles**

1 at Philadelphia Eagles, Dec 23, 2018

## 2018 GAME-BY-GAME REGULAR SEASON STATISTICS (FALCONS/PACKERS/TEXANS)

				TACKLES								INTERCEPTIONS					FUMBLES			ST					MISC				
W	DATE	OPPONENT		TK	S	A	SK	YDS	TFL	YDS	QBH	NO	YDS	LG	TD	PD	FF	FR	YDS	TK	S	A	FF	FR	S	A	W/L	SCORE	
01	09/06	at Eagles	P	1	0	1	0.0	0.0	0	0	0	0	0	0	0	0	0	0	0	0	0	0	0	0	0	0	L	12-18	
Went from <b>Falcons</b> to <b>Packers</b> .																													
02	09/16	Vikings		INACTIVE																								L	29-29
03	09/23	at Redskins		INACTIVE																								L	17-31
Went from <b>Packers</b> to <b>Falcons</b> .																													
04	09/30	Bengals		PRACTICE SQUAD																								L	36-37
05	10/07	at Steelers		PRACTICE SQUAD																								L	17-41
06	10/14	Buccaneers		PRACTICE SQUAD																								W	34-29
07	10/22	Giants		PRACTICE SQUAD																								W	23-20
Went from <b>Falcons</b> to <b>Texans</b> .																													
09	11/04	at Broncos		INACTIVE																								W	19-17
11	11/18	at Redskins		INACTIVE																								W	23-21
12	11/26	Titans		INACTIVE																								W	34-17
13	12/02	Browns		INACTIVE																								W	29-13
14	12/09	Colts		INACTIVE																								L	21-24
15	12/15	at Jets		INACTIVE																								W	29-22
16	12/23	at Eagles	P	4	4	0	0.0	0.0	0	0	0	0	0	0	0	0	1	0	0	0	0	0	0	0	0	L	30-32		
17	12/30	Jaguars	P	0	0	0	0.0	0.0	0	0	0	0	0	0	0	0	0	0	0	0	0	0	0	0	0	0	W	20-3	
2018 TOTALS			3-0	5	4	1	0.0	0.0	0	0	0	0	0	0	0	0	1	0	0	0	0	0	0	0	0	0	8-7		

## 2018 GAME-BY-GAME POSTSEASON STATISTICS (TEXANS)

W	DATE	OPPONENT		TACKLES							INTERCEPTIONS					FUMBLES				ST					MISC		W/L	SCORE
				TK	S	A	SK	YDS	TFL	YDS	QBH	NO	YDS	LG	TD	PD	FF	FR	YDS	TK	S	A	FF	FR	S	A		
01	01/05	Colts	P	0	0	0	0.0	0.0	0	0	0	0	0	0	0	0	0	0	0	0	0	0	0	0	0	0	L	7-21
2018 TOTALS				1-0	0	0	0	0.0	0.0	0	0	0	0	0	0	0	0	0	0	0	0	0	0	0	0	0	0-1	



# VETERAN BIOS

## 2018 GAME-BY-GAME REGULAR SEASON STATISTICS (FALCONS/PACKERS/TEXANS)

W	DATE	OPPONENT	P/S	RECEIVING				RUSHING				TD	W/L	SCORE
				NO	YDS	LG	TD	ATT	YDS	LG				
01	09/06	at Eagles	P	0	0	0	0	0	0	0		0	L	12-18
Went from <b>Falcons</b> to <b>Packers</b> .														
02	09/16	Vikings											L	29-29
03	09/23	at Redskins											L	17-31
Went from <b>Packers</b> to <b>Falcons</b> .														
04	09/30	Bengals											L	36-37
05	10/07	at Steelers											L	17-41
06	10/14	Buccaneers											W	34-29
07	10/22	Giants											W	23-20
Went from <b>Falcons</b> to <b>Texans</b> .														
09	11/04	at Broncos											W	19-17
11	11/18	at Redskins											W	23-21
12	11/26	Titans											W	34-17
13	12/02	Browns											W	29-13
14	12/09	Colts											L	21-24
15	12/15	at Jets											W	29-22
16	12/23	at Eagles	P	0	0	0	0	0	0	0		0	L	30-32
17	12/30	Jaguars	P	0	0	0	0	0	0	0		0	W	20-3
<b>2018 TOTALS</b>				<b>3-0</b>	<b>0</b>	<b>0</b>	<b>0</b>	<b>0</b>	<b>0</b>	<b>0</b>	<b>0</b>	<b>0</b>	<b>8-7</b>	

## 2018 GAME-BY-GAME POSTSEASON STATISTICS (TEXANS)

W	DATE	OPPONENT	P/S	RECEIVING				RUSHING				TD	W/L	SCORE
				NO	YDS	LG	TD	ATT	YDS	LG				
01	01/05	Colts	P	0	0	0	0	0	0	0		0	L	7-21
<b>2018 TOTALS</b>				<b>1-0</b>	<b>0</b>	<b>0</b>	<b>0</b>	<b>0</b>	<b>0</b>	<b>0</b>	<b>0</b>	<b>0</b>	<b>0-1</b>	



# DEANDRE CARTER

WIDE RECEIVER

5-8 | 190 | SACRAMENTO STATE

HOMETOWN: SAN JOSE, CALIF. | AGE: 26

2ND NFL SEASON | 2ND WITH TEXANS | ACQUIRED: W-'18 (PHI)

2018 GP/GS (POST): 14/4 (1/0) | CAREER GP/GS (POST): 14/4 (1/0)

TEAMS: SF '17; HOU '18; PHI '18



14

**TRANSACTIONS:** Signed by the Baltimore Ravens as a college free agent on May 8, 2015...Waived by the Ravens on Aug. 31, 2015...Signed to the Oakland Raiders practice squad on Sept. 16, 2015...Released from the Raiders practice squad on Dec. 1, 2015...Signed to the New England Patriots practice squad on Dec. 15, 2015...Released from the Patriots practice squad on Jan. 12, 2016...Signed to the Patriots practice squad on Jan. 13, 2016...Signed by the Patriots on Jan. 25, 2016...Waived by the Patriots on Sept. 3, 2016...Signed by the San Francisco 49ers on Feb. 24, 2017...Waived by the 49ers on Sept. 2, 2017...Signed to the 49ers practice squad on Sept. 3, 2017...Signed by the 49ers on Jan. 2, 2018...Waived by the 49ers on May 15, 2018...Signed by the Philadelphia Eagles on July 28, 2018...Waived by the Eagles on Sept. 18, 2018...Signed to the Eagles practice squad on Sept. 20, 2018...Signed to the Eagles active roster on Sept. 29, 2018...Waived by the Eagles on Nov. 6, 2018...Claimed off waivers by the Houston Texans on Nov. 7, 2018...Re-signed by the Texans on March 11, 2019.

## 2018 (Philadelphia 7/1; Houston 7/3; 1/0):

- Recorded 20 receptions for 195 yards (9.8 avg.), returned 16 punts for 146 yards (9.1 avg.) and returned nine kicks for 221 yards (24.6 avg.) in seven regular season games with Houston
- Made his NFL debut and recorded his first career reception for 10 yards vs. Atlanta (9/6)
- Returned two punts for 42 yards (21.0 avg.) at Tennessee (9/30)
- Recorded 86 return yards on four kickoff returns (21.5 avg.) vs. Minnesota (10/7)
- Returned five punts for 47 yards (9.4 avg.) and two kickoffs for 34 yards (17.0 avg.) at the N.Y. Giants (10/11)
- Tallied 14 punt return yards on two punts (7.0 avg.) and 73 kickoff return yards on three kickoffs (24.3 avg.), including a career-high 30-yard kickoff return vs. Carolina (10/21)
- Returned one kickoff for 11 yards (11.0 avg.) at Jacksonville (10/28)
- Claimed off waivers by the Texans prior to Week 10
- Returned one punt for 16 yards and one kickoff for 18 yards in his Texans debut at Washington (11/18)
- Returned one kickoff for 30 yards and three punts for 37 yards (12.3 avg.) vs. Tennessee (11/26)
- Set career highs in receptions (six) and receiving yards (32) and returned one kickoff for 23 yards vs. Cleveland (12/2)
- Returned one punt for 12 yards (12.0 avg.) before leaving the game due to injury vs. Indianapolis (12/10)
- Caught two passes for a career-high 55 yards (27.5 avg.), including a career-long 50-yard reception, and rushed once for seven yards (7.0 avg.) at the N.Y. Jets (12/15). Returned three punts for 17 yards (5.7 avg.) and one kickoff for 28 yards (28.0 avg.)

- Matched a career high with six receptions for a career-high 61 yards (10.2 avg.), and returned five kickoffs for 122 yards (24.4 avg.) and one punt for eight yards (8.0 avg.) at Philadelphia (12/23)
- Caught four passes for 33 receiving yards (8.3 avg.) and returned six punts for 56 yards (9.3 avg.), including a 30-yard long, and had three fair catches vs. Jacksonville (12/30)
- Returned one kickoff for 26 yards (26.0 avg.) in the Wild Card Round vs. Indianapolis (1/5)

## 2017 (San Francisco 0/0):

- Participated in the offseason and preseason with the 49ers
- Spent the entirety of the 2017 season on the 49ers practice squad

## 2016 (New England 0/0):

- Spent the offseason and preseason with the Patriots

## 2015 (Oakland 0/0; New England 0/0, 0/0):

- Spent the offseason and preseason with the Ravens
- Signed to the Raiders practice squad prior to Week 2
- Spent Weeks 2-12 on the Raiders practice squad
- Signed to the Patriots practice squad and spent the final four weeks of the regular season and both postseason contests on the practice squad

## COLLEGE:

- Played four seasons (2011-14) at California State University, Sacramento
- Caught 207 passes for 2,760 yards (13.3 avg.) and 35 touchdowns in 41 career games for the Hornets
- Returned 18 career kickoffs for 426 yards (23.7 avg.) and 10 punts for 125 yards (12.5 avg.) and one touchdown
- Earned All-America honors from the Associated Press and the FCS Athletic Directors Association as a senior in 2014
- Named the only unanimous, first-team all-Big Sky selection in 2014
- Served as team captain as a senior
- Led the FCS with 99 receptions for 1,321 yards (13.3 avg.) and 17 touchdowns in 2014
- Earned FCS and Big Sky Player of the Week honors after recording a program-record 16 receptions for 273 yards and four touchdowns vs. Southern Utah (11/8)
- Scored multiple touchdowns in six games as a senior
- Tallied 64 receptions for 934 yards (14.6 avg.) and 14 touchdowns as a junior in 2013

## VETERAN BIOS

- Earned first-team all-Big Sky honors as a junior
- Set the program record for touchdown receptions in a single game with five vs. Southern Oregon (9/14)
- Recorded 32 receptions for 344 yards (10.8 avg.) and four touchdowns in 10 games as a sophomore
- Led the team with an average of 28.6 yards per kickoff in 2012
- Played in eight games as a true freshman and caught 12 passes for 161 yards (13.4 avg.) in 2011
- Returned eight kickoffs for an average of 21.25 yards per return

### PERSONAL:

- Attended Washington High School in Fremont, Calif.
- Named third-team all-state, first-team all-East Bay and the Mission Valley Athletic League Offensive Player of the Year as a senior in 2010
- Caught 69 passes for 1,093 yards and 15 touchdowns as a senior
- Recorded 380 rushing yards and eight touchdowns in 2010
- Name first-team all-league at wide receiver and defensive back and was a second-team selection as a kick returner
- Majored in communications studies at Sacramento State

### DEANDRE CARTER'S NFL REGULAR SEASON RUSHING/RECEIVING STATISTICS

		RECEIVING						RUSHING					
DATE	TEAM	GP	GS	NO.	YDS	AVG	LG	TD	NO.	YDS.	AVG.	LG	TD
2017	49ers	0	0	0	0	0.0	0	0	0	0	0.0	0	0
2018	Eagles	7	1	2	21	10.5	11	0	0	0	0.0	0	0
2018	Texans	7	3	20	195	9.8	50	0	1	7	7.0	7	0
2018	TOTAL	14	4	22	216	9.8	50	0	1	7	7.0	7	0
NFL	TOTALS	14	4	22	216	9.8	50	0	1	7	7.0	7	0

### DEANDRE CARTER'S NFL POSTSEASON RUSHING/RECEIVING STATISTICS

		RECEIVING						RUSHING					
DATE	TEAM	GP	GS	NO.	YDS	AVG	LG	TD	NO.	YDS.	AVG.	LG	TD
2018	Texans	1	0	0	0	0.0	0	0	0	0	0.0	0	0
NFL	TOTALS	1	0	0	0	0.0	0	0	0	0	0.0	0	0

### DEANDRE CARTER'S NFL REGULAR SEASON RETURN STATISTICS

		KICKOFF RETURNS					PUNT RETURNS					
DATE	TEAM	RET.	YDS.	AVG.	LG	TD	NO.	FC	YDS	AVG	LG	TD
2017	49ers	0	0	0.0	0	0	0	0	0	0.0	0	0
2018	Eagles	10	204	20.4	30	0	10	0	103	10.3	42	0
2018	Texans	9	221	24.6	30	0	16	8	146	9.1	30	0
2018	TOTAL	19	425	22.4	30	0	26	8	249	9.6	42	0
NFL	TOTALS	19	425	22.4	30	0	26	8	249	9.6	42	0

### DEANDRE CARTER'S NFL POSTSEASON RETURN STATISTICS

		KICKOFF RETURNS					PUNT RETURNS					
DATE	TEAM	RET.	YDS.	AVG.	LG	TD	NO.	FC	YDS	AVG	LG	TD
2018	Texans	1	26	26.0	26	0	0	2	0	0.0	0	0
NFL	TOTALS	1	26	26.0	26	0	0	2	0	0.0	0	0

### SINGLE-GAME HIGHS: RUSHING/RECEIVING

**Rush Attempts** 1 at New York Jets, Dec 15, 2018  
**Rushing Yards** 7 at New York Jets, Dec 15, 2018  
**Longest Runs** 7 at New York Jets, Dec 15, 2018  
**Receptions** 6 at Philadelphia Eagles, Dec 23, 2018  
 ...1 more at 6.  
**Receiving Yards** 61 at Philadelphia Eagles, Dec 23, 2018  
**Longest Receptions** 50 at New York Jets, Dec 15, 2018  
**All-purpose yards** 191 at Philadelphia Eagles, Dec 23, 2018

**Kickoff Returns** 5 at Philadelphia Eagles, Dec 23, 2018  
**Kickoff Return Yards** 122 at Philadelphia Eagles, Dec 23, 2018  
**Longest Kickoff Return** 30 at Philadelphia Eagles, Dec 23, 2018  
 ...2 more at 30.  
**Fair Catches** 3 vs. Jacksonville Jaguars, Dec 30, 2018  
**Punt Return Yards** 56 vs. Jacksonville Jaguars, Dec 30, 2018  
**Longest Punt Return** 42 at Tennessee Titans, Sep 30, 2018  
**Punt Returns** 6 vs. Jacksonville Jaguars, Dec 30, 2018

# VETERAN BIOS

## SINGLE-GAME HIGHS - POSTSEASON: RUSHING/RECEIVING

<b>Kickoff Returns</b>	1 vs. Indianapolis Colts, Jan 05, 2019	<b>Longest Kickoff Return</b>	26 vs. Indianapolis Colts, Jan 05, 2019
<b>Kickoff Return Yards</b>	26 vs. Indianapolis Colts, Jan 05, 2019	<b>Fair Catches</b>	2 vs. Indianapolis Colts, Jan 05, 2019

## 2018 GAME-BY-GAME REGULAR SEASON STATISTICS (EAGLES/TEXANS)

W	DATE	OPPONENT	P/S	RECEIVING				RUSHING				W/L	SCORE
				NO	YDS	LG	TD	ATT	YDS	LG	TD		
01	09/06	Falcons	S	1	10	10	0	0	0	0	0	W	18-12
02	09/16	at Buccaneers	P	0	0	0	0	0	0	0	0	L	21-27
03	09/23	Colts										W	20-16
04	09/30	at Titans	P	0	0	0	0	0	0	0	0	L	23-26+
05	10/07	Vikings	P	0	0	0	0	0	0	0	0	L	21-23
06	10/11	at Giants	P	1	11	11	0	0	0	0	0	W	34-13
07	10/21	Panthers	P	0	0	0	0	0	0	0	0	L	17-21
08	10/28	at Jaguars	P	0	0	0	0	0	0	0	0	W	24-18
10	11/11	Cowboys										L	20-27
DID NOT PLAY													
DID NOT PLAY													
Went from <b>Eagles</b> to <b>Texans</b> .													
11	11/18	at Redskins	P	0	0	0	0	0	0	0	0	W	23-21
12	11/26	Titans	P	1	14	14	0	0	0	0	0	W	34-17
13	12/02	Browns	S	6	32	11	0	0	0	0	0	W	29-13
14	12/09	Colts	P	1	0	0	0	0	0	0	0	L	21-24
15	12/15	at Jets	S	2	55	50	0	1	7	7	0	W	29-22
16	12/23	at Eagles	P	6	61	24	0	0	0	0	0	L	30-32
17	12/30	Jaguars	S	4	33	12	0	0	0	0	0	W	20-3
<b>2018 TOTALS</b>			<b>14-4</b>	<b>22</b>	<b>216</b>	<b>50</b>	<b>0</b>	<b>1</b>	<b>7</b>	<b>7</b>	<b>0</b>	<b>9-7</b>	

+ - Overtime

## 2018 GAME-BY-GAME POSTSEASON STATISTICS (TEXANS)

W	DATE	OPPONENT	P/S	RECEIVING				RUSHING				W/L	SCORE
				NO	YDS	LG	TD	ATT	YDS	LG	TD		
01	01/05	Colts	P	0	0	0	0	0	0	0	0	L	7-21
<b>2018 TOTALS</b>			<b>1-0</b>	<b>0</b>	<b>0</b>	<b>0</b>	<b>0</b>	<b>0</b>	<b>0</b>	<b>0</b>	<b>0</b>	<b>0-1</b>	



# VETERAN BIOS

## 2018 GAME-BY-GAME REGULAR SEASON STATISTICS (EAGLES/TEXANS)

W	DATE	OPPONENT	P/S	KICKOFF RETURNS					PUNT RETURNS					TD	W/L	SCORE
				RET	YDS	AVG	LG	TD	NO	FC	YDS	AVG	LG			
01	09/06	Falcons	S	0	0	0.0	0	0	0	0	0	0.0	0	0	W	18-12
02	09/16	at Buccaneers	P	0	0	0.0	0	0	0	0	0	0.0	0	0	L	21-27
03	09/23	Colts							DID NOT PLAY						W	20-16
04	09/30	at Titans	P	0	0	0.0	0	0	2	0	42	21.0	42	0	L	23-26+
05	10/07	Vikings	P	4	86	21.5	24	0	0	0	0	0.0	0	0	L	21-23
06	10/11	at Giants	P	2	34	17.0	20	0	5	0	47	9.4	23	0	W	34-13
07	10/21	Panthers	P	3	73	24.3	30	0	2	0	14	7.0	13	0	L	17-21
08	10/28	at Jaguars	P	1	11	11.0	11	0	1	0	0	0.0	0	0	W	24-18
10	11/11	Cowboys							DID NOT PLAY						L	20-27
									Went from <b>Eagles</b> to <b>Texans</b> .							
11	11/18	at Redskins	P	1	18	18.0	18	0	1	2	16	16.0	16	0	W	23-21
12	11/26	Titans	P	1	30	30.0	30	0	3	1	37	12.3	25	0	W	34-17
13	12/02	Browns	S	1	23	23.0	23	0	1	0	0	0.0	0	0	W	29-13
14	12/09	Colts	P	0	0	0.0	0	0	1	1	12	12.0	12	0	L	21-24
15	12/15	at Jets	S	1	28	28.0	28	0	3	1	17	5.7	15	0	W	29-22
16	12/23	at Eagles	P	5	122	24.4	30	0	1	0	8	8.0	8	0	L	30-32
17	12/30	Jaguars	S	0	0	0.0	0	0	6	3	56	9.3	30	0	W	20-3
<b>2018 TOTALS</b>			<b>14-4</b>	<b>19</b>	<b>425</b>	<b>22.4</b>	<b>30</b>	<b>0</b>	<b>26</b>	<b>8</b>	<b>249</b>	<b>9.6</b>	<b>42</b>	<b>0</b>	<b>9-7</b>	

+ - Overtime



# JADEVEON CLOWNEY

DEFENSIVE END/OUTSIDE LINEBACKER

6-5 | 255 | SOUTH CAROLINA

HOMETOWN: ROCK HILL, S.C. | AGE: 26

6TH NFL SEASON | 6TH WITH TEXANS | ACQUIRED: D1-'14

2018 GP/GS (POST): 15/14 (1/1) | CAREER GP/GS (POST): 62/55 (3/3)

TEAMS: HOU '14-18



90

**TRANSACTIONS:** Selected by the Houston Texans with the first overall pick in the 2014 NFL Draft.

## HONORS:

- ✦ AFC Defensive Player of the Week (2018 – Week 4 at Indianapolis)
- ✦ Pro Bowl (3x – 2016-18)
- ✦ Associated Press Second-Team All-Pro (2016)
- ✦ PFWA All-NFL Team (2016)
- ✦ PFWA All-AFC Team (2x – 2016-17)
- ✦ Ed Block Courage Award (2015)

## 2018 (Houston 15/15; 1/1):

- ✦ Tallied 47 total tackles (38 solo), 9.0 sacks, 21 quarterback hits, 16 tackles for loss, one pass defended, one forced fumble and a career-high three fumble recoveries, including one returned for a touchdown in 15 regular season games
- ✦ Selected to his third-consecutive Pro Bowl
- ✦ Tallied two total tackles (one solo) at New England (9/9)
- ✦ Inactive Week 2 at Tennessee (9/16)
- ✦ Recorded three solo stops and one tackle for loss vs. the N.Y. Giants (9/23). He has recorded 38 tackles for loss since 2016, which is the second-most in the NFL over that span (Cardinals OLB Chandler Jones)
- ✦ Earned AFC Defensive Player of the Week honors for his performance at Indianapolis (9/30). Recorded four solo tackles, four tackles for loss, 2.0 sacks and recovered an Andrew Luck fumble in the end zone for his second-career touchdown. Became the first player to record 2.0 sacks, four tackles for loss and one fumble recovery returned for a touchdown in multiple games since tackles for loss became an official NFL statistic
- ✦ Registered three total tackles (two solo), 0.5 sack, one tackle for loss and two quarterback hits vs. Dallas (10/7). Split a five-yard sack of Cowboys QB Dak Prescott with ILB Benardrick McKinney to force 4th down late in the third quarter
- ✦ Tallied one total tackle and one tackle for loss vs. Buffalo (10/14)
- ✦ Recorded seven total tackles (seven solo), 2.0 sacks, four quarterback hits and one fumble recovery at Jacksonville (10/21). Joined Broncos OLB Von Miller as the only players in the NFL to record at least seven total tackles, 2.0 sacks, four quarterback hits and one fumble recovery in a game this season
- ✦ Notched three total tackles (one solo) and one quarterback hit vs. Miami (10/25)
- ✦ Recorded one solo tackle, 1.0 sack, two quarterback hits and one tackle for loss at Denver (11/4). Sacked Broncos QB Case Keenum for a loss of 10 yards on 3rd-and-5 in the fourth quarter

- ✦ Tallied five total tackles (four solo), 1.0 sack, two tackles for loss and one quarterback hit at Washington (11/18)
- ✦ Recorded three total tackles, 0.5 sack and one quarterback hit vs. Tennessee (11/26)
- ✦ Notched one total tackle vs. Cleveland (12/2)
- ✦ Registered two total tackles (two solo) vs. Indianapolis (12/10)
- ✦ Tallied three total tackles (two solo), 1.0 sack, two tackles for loss and two quarterback hits at the N.Y. Jets (12/15)
- ✦ Recorded eight total tackles (five solo), 1.0 sack, one tackle for loss, three quarterback hits, one pass defended, one forced fumble and one fumble recovery at Philadelphia (12/23). Joined Khalil Mack, Bobby Wagner and Chandler Jones as the only players to record 1.0 sack, one forced fumble, one fumble recovery and one pass defended in a game in 2018
- ✦ Recorded one total tackle (one solo), one tackle for loss and one quarterback hit vs. Jacksonville (12/30)
- ✦ Tallied five total tackles (two solo) in the Wild Card Round vs. Indianapolis (1/5)

## 2017 (Houston 16/16):

- ✦ Named to the Pro Bowl for a second consecutive season
- ✦ Set single-season career highs in sacks (9.5), tackles for loss (21), quarterback hits (21), forced fumbles (two), fumble recoveries (two), total tackles (59), sack yards (67), games played (16) and games started (16)
- ✦ Led the Texans in sacks, tackles for loss, quarterback hits and fumble recoveries, while finishing fifth on the team in total tackles and tied for first in fumbles forced
- ✦ Recorded 21 tackles for loss and 20 quarterback hits. He was the only player in the AFC and one of two players in the NFL with 20-or-more tackles for loss and 20-or-more quarterback hits this season, joining Cardinals OLB Chandler Jones
- ✦ His 45 quarterback hits and 48 tackles for loss rank third in team history
- ✦ Started in the season opener vs. Jacksonville and picked up his 100th career tackle (9/10)
- ✦ Started his second-consecutive game and notched four total tackles, one tackle for loss, one pass defended and returned his first career fumble recovery 49 yards at Cincinnati (9/14)
- ✦ Tied career highs with 2.0 sacks and four tackles for loss, notched six solo tackles, had three quarterback hits and recovered his second career fumble, his second in two weeks, and raced it back 22 yards for his first career touchdown at New England (9/24)
- ✦ Notched his third sack in two games and forced the third fumble of his career vs. Tennessee (10/1)
- ✦ Started his fifth-consecutive game and notched three total

tackles, one quarterback hit and one tackle for loss vs. Kansas City (10/8)

- ✦ Made three total tackles with one pass defended vs. Cleveland (10/15)
- ✦ Made four solo stops and recorded a strip-sack of Seahawks QB Russell Wilson at Seattle (10/29)
- ✦ Started his eighth-straight game and tallied four tackles and 1.0 sack vs. Indianapolis (11/5)
- ✦ Produced three solo tackles, one quarterback hit, 1.0 sack and three tackles for loss at the Los Angeles Rams (11/12)
- ✦ Extended his sack-streak to a career-high four games with 2.0 and added five total tackles, three quarterback hits and three tackles for loss vs. Arizona (11/19)
- ✦ Finished with two solo tackles, 1.0 sack, two tackles for loss and two quarterback hits at Baltimore (11/27), extending his sack-streak to a career-high five games
- ✦ Logged three total tackles and one tackle for loss at Tennessee (12/3)
- ✦ Tied a season best with six total tackles, recorded a single-game career-high four quarterback hits and notched two tackles for loss vs. San Francisco (12/10)
- ✦ Finished with four total tackles and three quarterback hits at Jacksonville (12/17)
- ✦ Tallied two solo tackles and one tackle for loss vs. Pittsburgh (12/25)
- ✦ Started his 16th game of the season and posted a season-best seven total tackles and 0.5 sacks at Indianapolis (12/31)

## 2016 (Houston 14/14, 2/2):

- ✦ Named to his first Pro Bowl and recognized as an Associated Press Second-Team All-Pro
- ✦ Also earned PFWA All-NFL and PFWA All-AFC honors
- ✦ One of two players in the NFL with at least 50 total tackles, 6.0 sacks, 16 tackles for loss and two passes defended (Saints DE Cameron Jordan)
- ✦ Finished tied for sixth in the NFL with 16 tackles for loss
- ✦ Made his first career start at defensive end and totaled four tackles (three solo), including 1.0 sack, three quarterback hits and two tackles for loss vs. Chicago (9/11)
- ✦ Recorded three solo tackles, two quarterback hits, one tackle for loss and one pass defended vs. Kansas City (9/18)
- ✦ Finished with two solo tackles, including 1.0 sack, and two quarterback hits on Titans QB Marcus Mariota vs. Tennessee (10/2)
- ✦ Tied a single-game career high with eight tackles (seven solo) and doubled his previous career high with four tackles for loss at Minnesota (10/9) in Week 5
- ✦ Made four tackles (three solo) and added two quarterback hits vs. Indianapolis (10/16)
- ✦ Logged four tackles (three solo) and one quarterback hit at Denver (10/24)
- ✦ Sacked Lions QB Matthew Stafford for a 9-yard loss in the second quarter and recorded his ninth tackle for loss of the year vs. Detroit (10/30)
- ✦ Tallied four solo tackles and a tackle for loss at Jacksonville (11/13) in Week 10
- ✦ Finished second on the team with five tackles (all solo), including two for loss, at Oakland (11/21) in Week 11
- ✦ Inactive for Week 13 at Green Bay (12/4) with an injury
- ✦ Finished with three total tackles, a strip-sack of Colts QB Andrew Luck and a season-high three quarterback hits at Indianapolis (12/11) in Week 14

- ✦ Notched his fifth sack of the year when he brought down Jaguars QB Blake Bortles for an 8-yard loss and finished with five total tackles and three tackles for loss vs. Jacksonville (12/18) in Week 15
- ✦ Recorded a sack in three straight games for the first time in his career when he brought down Bengals QB Andy Dalton vs. Cincinnati (12/24) in Week 16
- ✦ Inactive for Week 17 at Tennessee (1/1/17) with an injury
- ✦ In his first career postseason game, became the second defensive lineman in Texans history (DE J.J. Watt) with a postseason interception and finished with one tackle and two passes defended vs. Oakland (1/7/17) in the AFC Wild Card round
- ✦ Tallied two solo tackles, two quarterback hits and one tackle for loss at New England (1/14/17) in the AFC Divisional round

## 2015 (Houston 13/9, 0/0):

- ✦ Posted 40 total tackles (27 solo), eight tackles for loss, eight quarterback hits, six passes defended, 4.5 sacks and one forced fumble in 13 games
- ✦ Recorded four tackles (three solo), one forced fumble, and 1.0 tackles for loss vs. Kansas City (9/13)
- ✦ Totaled two solo tackles and the first two passes defended of his career at Carolina (9/20)
- ✦ Made two tackles (one solo) and had one quarterback hit vs. Tampa Bay (9/27)
- ✦ Recorded two tackles (one solo) and one pass defended at Atlanta (10/4)
- ✦ Had two solo tackles, one tackle for loss, and one quarterback hit vs. Indianapolis (10/8)
- ✦ Inactive in Week 6 at Jacksonville (10/18)
- ✦ Recorded the first sack of his career in the second quarter at Miami (10/25) when he brought down Dolphins QB Ryan Tannehill for a 13-yard loss
- ✦ Led the team with eight tackles (seven solo), including two tackles for loss and 1.0 sack at Miami (10/25)
- ✦ Inactive in Week 10 at Cincinnati (11/1)
- ✦ Split a sack with OLB John Simon in the fourth quarter vs. N.Y. Jets (11/22)
- ✦ Brought down Bills QB Tyrod Taylor for a sack in the fourth quarter (12/6)
- ✦ Finished with three solo tackles, including two for loss and 1.0 sack at Buffalo (12/6)
- ✦ Totaled 2.0 sacks to go along with seven tackles (four solo) vs. New England (12/13)
- ✦ Recorded a sack in his second straight game when he brought down Patriots QB Tom Brady for a 10-yard loss in the third quarter vs. New England (12/13)
- ✦ Sacked Brady for another 10-yard loss in the fourth quarter vs. New England (12/13), increasing his sack total on the year to 4.5
- ✦ Notched four tackles (one solo), one quarterback hit and one pass defended at Indianapolis (12/20)
- ✦ Selected by teammates as the 2015 Ed Block Courage Award winner
- ✦ Inactive in Week 17 vs. Jacksonville (1/3/16) and in Wild Card Game vs. Kansas City (1/9/16)

## 2014 (Houston 4/2):

- ✦ Compiled seven total tackles (five solo) and three tackles for loss in four games as a rookie
- ✦ Recorded a tackle for loss in his first career start vs. Washington (9/7)

## VETERAN BIOS

- ✦ Inactive in Weeks 2-7
- ✦ Played at Tennessee (10/26) in Week 8 and made one tackle
- ✦ Inactive in Week 9
- ✦ Made a pair of tackles and had a tackle for loss at Cleveland (11/16) in Week 11
- ✦ Had three tackles and a tackle for loss vs. Cincinnati (11/23) in Week 12
- ✦ Inactive in Weeks 13-14

### COLLEGE:

- ✦ Played three seasons (2011-13) at the University of South Carolina in Columbia, S.C.
- ✦ Started 23-of-36 games for the Gamecocks, recording 130 total tackles (85 solo) that included 24.0 sacks, 47.0 tackles for loss and 20 quarterback pressures
- ✦ Recovered one fumble, forced nine others and deflected seven passes
- ✦ Finished second in school annals with 47.0 tackles for loss
- ✦ Third on the school's all-time list with 24.0 sacks
- ✦ Holds school record with nine forced fumbles
- ✦ Two-time All-American (2012, 2013)
- ✦ Two-time All-SEC (2012, 2013)

- ✦ SEC Freshman of the Year
- ✦ Became the third Gamecock to earn first-team All-American honors in two seasons

### PERSONAL:

- ✦ Attended South Pointe High School in Rock Hill, S.C.
- ✦ Started for the Stallions as a freshman at running back and defensive end
- ✦ Tallied 162 total tackles, 29.5 sacks, 29 tackles for loss, 11 forced fumbles and six fumble recoveries and scored five touchdowns on defense
- ✦ Led his team a 15-0 record and state championship and finished with 17.0 sacks
- ✦ Finished his sophomore season with 144 tackles and 23.0 sacks
- ✦ Named South Carolina's 2010 Mr. Football
- ✦ Played in the Shrine Bowl of the Carolinas
- ✦ Notched seven tackles and 1.5 sacks in the Under Armour All-America Game
- ✦ Named the consensus best player in the nation and named USA Today's National Defensive Player of the Year
- ✦ Lettered for the school's basketball team
- ✦ Majored in African-American studies

### JADEVEON CLOWNEY'S NFL REGULAR SEASON DEFENSIVE STATISTICS

DATE	TEAM	GP	GS	TACKLES						INTERCEPTIONS					FUMBLES					ST				MISC		
				TK	S	A	TFL	YDS	SK	YDS	QBH	NO	YDS	LG	TD	PD	FF	FR	YDS	TK	S	A	FF	FR	S	A
2014	Texans	4	2	7	5	2	3	10	0.0	0.0	0	0	0	0	0	0	0	0	0	0	0	0	0	0	0	0
2015	Texans	13	9	40	27	13	8	48	4.5	43.5	8	0	0	0	0	6	1	0	0	0	0	0	0	0	0	0
2016	Texans	14	14	52	40	12	16	69	6.0	45.0	17	0	0	0	0	2	1	0	0	0	0	0	0	0	0	0
2017	Texans	16	16	59	41	18	21	102	9.5	67.0	21	0	0	0	0	2	2	2	71	0	0	0	0	0	0	0
2018	Texans	15	14	47	38	9	16	81	9.0	74.5	21	0	0	0	0	1	1	3	0	0	0	0	0	0	0	0
NFL TOTALS		62	55	205	151	54	64	310	29.0	230.0	67	0	0	0	0	11	5	5	71	0	0	0	0	0	0	0

### JADEVEON CLOWNEY'S NFL POSTSEASON DEFENSIVE STATISTICS

DATE	TEAM	GP	GS	TACKLES						INTERCEPTIONS					FUMBLES					ST				MISC		
				TK	S	A	TFL	YDS	SK	YDS	QBH	NO	YDS	LG	TD	PD	FF	FR	YDS	TK	S	A	FF	FR	S	A
2015	Texans	0	0	0	0	0	0	0	0.0	0.0	0	0	0	0	0	0	0	0	0	0	0	0	0	0	0	0
2016	Texans	2	2	3	3	0	1	1	0.0	0.0	2	1	3	3	0	2	0	0	0	0	0	0	0	0	0	0
2018	Texans	1	1	5	2	3	0	0	0.0	0.0	0	0	0	0	0	0	0	0	0	0	0	0	0	0	0	0
NFL TOTALS		3	3	8	5	3	1	1	0.0	0.0	2	1	3	3	0	2	0	0	0	0	0	0	0	0	0	0

### SINGLE-GAME HIGHS: DEFENSIVE

<b>Total Tackles</b>	9 at Philadelphia Eagles, Dec 23, 2018	<b>Forced Fumbles</b>	1 at Philadelphia Eagles, Dec 23, 2018
<b>Sacks</b>	2.0 at Jacksonville Jaguars, Oct 21, 2018		...4 more at 1.
	...4 more at 2.0.	<b>Fumble Recoveries</b>	1 at Philadelphia Eagles, Dec 23, 2018
<b>Passes Defensed</b>	2 at Carolina Panthers, Sep 20, 2015		...4 more at 1.
		<b>Tackles For Loss</b>	4 at Indianapolis Colts, Sep 30, 2018
			...2 more at 4.

### SINGLE-GAME HIGHS - POSTSEASON: DEFENSIVE

<b>Total Tackles</b>	5 vs. Indianapolis Colts, Jan 05, 2019	<b>Interceptions</b>	1 vs. Oakland Raiders, Jan 07, 2017
<b>Passes Defensed</b>	2 vs. Oakland Raiders, Jan 07, 2017	<b>Interception Return Yards</b>	3 vs. Oakland Raiders, Jan 07, 2017
<b>Tackles For Loss</b>	1 at New England Patriots, Jan 14, 2017		



# VETERAN BIOS

## 2018 GAME-BY-GAME REGULAR SEASON STATISTICS (TEXANS)

				EDS DATE BY SAME REGULAR SEASON STATISTICS (YEAR)																										
				TACKLES							INTERCEPTIONS					FUMBLES			ST					MISC						
W	DATE	OPPONENT		TK	S	A	SK	YDS	TFL	YDS	QBH	NO	YDS	LG	TD	PD	FF	FR	YDS	TK	S	A	FF	FR	S	A	W/L	SCORE		
01	09/09	at Patriots	S	2	1	1	0.0	0.0	0	0	0	0	0	0	0	0	0	0	0	0	0	0	0	0	0	0	0	L	20-27	
02	09/16	at Titans										INACTIVE																	L	17-20
03	09/23	Giants	S	3	3	0	0.0	0.0	1	6	0	0	0	0	0	0	0	0	0	0	0	0	0	0	0	0	0	L	22-27	
04	09/30	at Colts	S	4	4	0	2.0	19.0	4	25	4	0	0	0	0	0	0	0	1	0	0	0	0	0	0	0	0	W	37-34+	
05	10/07	Cowboys	S	3	2	1	0.5	2.5	1	1	2	0	0	0	0	0	0	0	0	0	0	0	0	0	0	0	0	W	19-16+	
06	10/14	Bills	S	1	1	0	0.0	0.0	1	3	0	0	0	0	0	0	0	0	0	0	0	0	0	0	0	0	0	W	20-13	
07	10/21	at Jaguars	S	7	7	0	2.0	14.0	2	14	4	0	0	0	0	0	0	0	1	0	0	0	0	0	0	0	0	W	20-7	
08	10/25	Dolphins	S	3	1	2	0.0	0.0	0	0	1	0	0	0	0	0	0	0	0	0	0	0	0	0	0	0	0	W	42-23	
09	11/04	at Broncos	P	1	1	0	1.0	10.0	1	10	2	0	0	0	0	0	0	0	0	0	0	0	0	0	0	0	0	W	19-17	
11	11/18	at Redskins	S	4	4	0	1.0	9.0	2	9	1	0	0	0	0	0	0	0	0	0	0	0	0	0	0	0	0	W	23-21	
12	11/26	Titans	S	3	2	1	0.5	3.0	0	0	1	0	0	0	0	0	0	0	0	0	0	0	0	0	0	0	0	W	34-17	
13	12/02	Browns	S	1	1	0	0.0	0.0	0	0	0	0	0	0	0	0	0	0	0	0	0	0	0	0	0	0	0	W	29-13	
14	12/09	Colts	S	2	2	0	0.0	0.0	0	0	0	0	0	0	0	0	0	0	0	0	0	0	0	0	0	0	0	L	21-24	
15	12/15	at Jets	S	3	2	1	1.0	8.0	2	9	2	0	0	0	0	0	0	0	0	0	0	0	0	0	0	0	0	W	29-22	
16	12/23	at Eagles	S	9	6	3	1.0	9.0	1	2	3	0	0	0	0	1	1	1	0	0	0	0	0	0	0	0	0	L	30-32	
17	12/30	Jaguars	S	1	1	0	0.0	0.0	1	2	1	0	0	0	0	0	0	0	0	0	0	0	0	0	0	0	0	W	20-3	
2018 TOTALS			15-14	47	38	9	9.0	74.5	16	81	21	0	0	0	0	1	1	3	0	0	0	0	0	0	0	0	11-5			

+ - Overtime

## 2018 GAME-BY-GAME POSTSEASON STATISTICS (TEXANS)

			TACKLES								INTERCEPTIONS						FUMBLES			ST					MISC			
W	DATE	OPPONENT	TK	S	A	SK	YDS	TFL	YDS	QBH	NO	YDS	LG	TD	PD	FF	FR	YDS	TK	S	A	FF	FR	S	A	W/L	SCORE	
01	01/05	Colts	S	5	2	3	0.0	0.0	0	0	0	0	0	0	0	0	0	0	0	0	0	0	0	0	0	L	7-21	
2018 TOTALS			1-1	5	2	3	0.0	0.0	0	0	0	0	0	0	0	0	0	0	0	0	0	0	0	0	0	0-1		



# DYLAN COLE

INSIDE LINEBACKER

6-0 | 237 | MISSOURI STATE

HOMETOWN: SPRINGFIELD, MO. | AGE: 25

3RD NFL SEASON | 3RD WITH TEXANS | ACQUIRED: CFA-'17

2018 GP/GS (POST): 8/0 (1/0) | CAREER GP/GS (POST): 20/1 (1/0)

TEAMS: HOU '17-'18



51

**TRANSACTIONS:** Signed by the Houston Texans as a college free agent on May 12, 2017.

## 2018 (Houston 8/0; 1/0):

- Finished with 13 total tackles (13 solo), one tackle for loss and three passes defended in eight regular season games
- Tallied five solo tackles and one pass defended at New England (9/9)
- Notched three solo tackles at Tennessee (9/16)
- Recorded one solo stop vs. the N.Y. Giants (9/23)
- Placed on the Reserve/Injured list on Sept. 25
- Activated off the Reserve/Injured list on Nov. 27
- Notched one total tackle vs. Cleveland (12/2)
- Contributed on defense and special teams vs. Indianapolis (12/9)
- Totaled two total tackles (two solo) at the N.Y. Jets (12/15)
- Recorded one pass defended at Philadelphia (12/23)
- Compiled one total tackle (one solo), one tackle for loss and one pass defended vs. Jacksonville (12/30)
- Tallied four total tackles (two solo) in the Wild Card Round vs. Indianapolis (1/5)

## 2017 (Houston 12/1):

- Recorded 25 total tackles (10 solo), four tackles for loss, three passes defended, two interceptions, two quarterback hits and 1.0 sack in 12 games as a rookie
- Became the first rookie to record an interception for a touchdown in franchise history and first Texans player with a pick-six since CB Kareem Jackson in Week 10 of 2016
- Was also the only college free agent in the NFL with a pick-six in 2017 and the first rookie college free agent linebacker with an interception returned for a touchdown since Chase Blackburn did it for the Giants in Week 16 of the 2005 season
- Made his NFL debut and recorded one quarterback hit vs. Jacksonville (9/10)
- Received extensive action at inside linebacker and notched his first three career tackles at Cincinnati (9/14)
- Became the first rookie in NFL history to record at least five total tackles, one sack and one interception returned for a touchdown vs. Tennessee (10/1)
- Started his first career game and totaled five tackles and one tackle for loss vs. Kansas City (10/8)
- Registered one tackle for loss and recorded his second interception of the season vs. Cleveland (10/15)
- Returned to action and produced a defensive and special teams tackle at Baltimore (11/27)
- Produced one special teams tackle vs. San Francisco (12/10)

- Finished with one solo tackle and one special teams tackle at Jacksonville (12/17)
- Tied a career best with five total tackles and notched his third pass defended of the season vs. Pittsburgh (12/25)
- Recorded three total tackles and one tackle for loss at Indianapolis (12/31)

## COLLEGE:

- Played four seasons (2013-16) at Missouri State University in Springfield, Mo. after redshirting the 2012 campaign
- Finished his Bears career with 457 tackles (third-most in MSU history), 40.5 tackles for loss, 21 passes defended, 5.0 sacks, five interceptions and three forced fumble and two fumble recoveries in 46 career games (all starts)
- Racked up 22 double-figure tackle games, including 15 in a row to end his career
- Credited with 142 total tackles, 8.0 tackles for loss, six passes defended, three forced fumbles and two interceptions in 11 games as a senior in 2016
- Earned NCAA Division I FCS Consensus All-America honors as one of the nation's top linebackers his senior year
- Led all FCS players in total tackles per game (12.9) and was second nationally in solo tackles per game (7.7)
- Finalist for Buck Buchanan Award as top defensive player in DI FCS football (finished third) First-team All-America selection by Associated Press, AFCA, Walter Camp Football Foundation, STATS Inc., HERO Sports, and FCS ADA
- Earned All-MVFC First-Team honors and led the conference with 152 total tackles as a junior in 2015
- Started all 12 games as a sophomore in 2014 and earned All-MVFC honorable mention honors
- Started all 12 games at Sam linebacker as a redshirt freshman in 2013
- Was MSU's only freshman player on the MVFC All-Newcomer Team
- Redshirted the 2012 season and earned MSU Defensive Scout Team Player of the Year by the coaches

## PERSONAL:

- Attended Logan-Rogersville (Mo.) High School
- A Missouri Class 3 consensus all-state running back after compiling 2,002 rushing yards on 225 carries for 33 touchdowns for the state champions in 2011
- Registered 102 total tackles, seven for loss and a pair of interceptions as a senior at linebacker
- Named MHSFCA Offensive Player of the Year in 2011 as well as

# VETERAN BIOS

Central Ozarks Co-Offensive Player of the Year and SWMFCA  
Offensive Player of the Year

✈ Son of Tacoma Bailey and Traci Cole of Rogersville, Mo.  
✈ Has three siblings: Devon, Daelyn and Danae

## DYLAN COLE'S NFL REGULAR SEASON DEFENSIVE STATISTICS

		TACKLES									INTERCEPTIONS					FUMBLES					ST				MISC			
DATE	TEAM	GP	GS	TK	S	A	TFL	YDS	SK	YDS	QBH	NO	YDS	LG	TD	PD	FF	FR	YDS	TK	S	A	FF	FR	S	A		
2017	Texans	12	1	25	10	15	4	6	1.0	1.0	2	2	28	25t	1	3	0	0	0	7	6	1	0	0	0	0		
2018	Texans	8	0	13	13	0	1	8	0.0	0.0	0	0	0	0	0	3	0	0	0	0	0	0	0	0	0	0		
NFL TOTALS		20	1	38	23	15	5	14	1.0	1.0	2	2	28	25t	1	6	0	0	0	7	6	1	0	0	0	0		

## SINGLE-GAME HIGHS: DEFENSIVE

**Total Tackles** 5 at New England Patriots, Sep 09, 2018  
...3 more at 5.

**Sacks** 1.0 vs. Tennessee Titans, Oct 01, 2017

**Passes Defensed** 1 vs. Jacksonville Jaguars, Dec 30, 2018  
...5 more at 1.

**Tackles For Loss** 1 vs. Jacksonville Jaguars, Dec 30, 2018  
...4 more at 1.

**Interceptions** 1 vs. Cleveland Browns, Oct 15, 2017  
...1 more at 1.

**Interception Return Yards** 25 vs. Tennessee Titans, Oct 01, 2017

**Special Teams Tackles** 2 at Cincinnati Bengals, Sep 14, 2017

## 2018 GAME-BY-GAME REGULAR SEASON STATISTICS (TEXANS)

2018 SEASON																													
			TACKLES								INTERCEPTIONS					FUMBLES			ST					MISC					
W	DATE	OPPONENT	TK	S	A	SK	YDS	TFL	YDS	QBH	NO	YDS	LG	TD	PD	FF	FR	YDS	TK	S	A	FF	FR	S	A	W/L	SCORE		
01	09/09	at Patriots	P	5	5	0	0.0	0.0	0	0	0	0	0	0	1	0	0	0	0	0	0	0	0	0	0	L	20-27		
02	09/16	at Titans	P	3	3	0	0.0	0.0	0	0	0	0	0	0	0	0	0	0	0	0	0	0	0	0	0	L	17-20		
03	09/23	Giants	P	1	1	0	0.0	0.0	0	0	0	0	0	0	0	0	0	0	0	0	0	0	0	0	0	L	22-27		
04	09/30	at Colts									RESERVE/INJURED																	W	37-34+
05	10/07	Cowboys									RESERVE/INJURED																	W	19-16+
06	10/14	Bills									RESERVE/INJURED																	W	20-13
07	10/21	at Jaguars									RESERVE/INJURED																	W	20-7
08	10/25	Dolphins									RESERVE/INJURED																	W	42-23
09	11/04	at Broncos									RESERVE/INJURED																	W	19-17
11	11/18	at Redskins									RESERVE/INJURED																	W	23-21
12	11/26	Titans									RESERVE/INJURED																	W	34-17
13	12/02	Browns	P	1	1	0	0.0	0.0	0	0	0	0	0	0	0	0	0	0	0	0	0	0	0	0	0	W	29-13		
14	12/09	Colts	P	0	0	0	0.0	0.0	0	0	0	0	0	0	0	0	0	0	0	0	0	0	0	0	0	L	21-24		
15	12/15	at Jets	P	2	2	0	0.0	0.0	0	0	0	0	0	0	0	0	0	0	0	0	0	0	0	0	0	W	29-22		
16	12/23	at Eagles	P	0	0	0	0.0	0.0	0	0	0	0	0	0	1	0	0	0	0	0	0	0	0	0	0	L	30-32		
17	12/30	Jaguars	P	1	1	0	0.0	0.0	1	8	0	0	0	0	1	0	0	0	0	0	0	0	0	0	0	W	20-3		
2018 TOTALS			8-0	13	13	0	0.0	0.0	1	8	0	0	0	0	3	0	0	0	0	0	0	0	0	0	0	11-5			

+ - Overtime

## 2018 GAME-BY-GAME POSTSEASON STATISTICS (TEXANS)

				TACKLES							INTERCEPTIONS						FUMBLES			ST					MISC				
W	DATE	OPPONENT		TK	S	A	SK	YDS	TFL	YDS	QBH	NO	YDS	LG	TD	PD	FF	FR	YDS	TK	S	A	FF	FR	S	A	W/L	SCORE	
01	01/05	Colts	P	4	2	2	0.0	0.0	0	0	0	0	0	0	0	0	0	0	0	0	0	0	0	0	0	0	0	L	7-21
2018 TOTALS				1-0	4	2	2	0.0	0.0	0	0	0	0	0	0	0	0	0	0	0	0	0	0	0	0	0	0	0-1	



# AARON COLVIN

CORNERBACK

6-0 | 191 | OKLAHOMA

HOMETOWN: TULSA, OKLA. | AGE: 27

6TH NFL SEASON | 2ND WITH TEXANS | ACQUIRED: UFA-'18 (JAX)

2018 GP/GS: 10/2 | CAREER GP/GS (POST): 58/27 (3/0)

TEAMS: JAX '14-17; HOU '18



22

**TRANSACTIONS:** Selected by the Jacksonville Jaguars with the 14th pick in the fourth round (114th overall) of the 2014 NFL Draft...Signed by the Houston Texans as an unrestricted free agent on March 15, 2018.

## 2018 (Houston 10/2; 0/0):

- ✦ Tallied 29 total tackles (22 solo), a career-high two fumble recoveries and one pass defended in 10 games in 2018
- ✦ Recorded four total tackles (two solo) in his Texans debut at New England (9/9)
- ✦ Notched three total tackles (two solo) at Tennessee (9/16)
- ✦ Started at cornerback and tallied a season-high seven total tackles (five solo) vs. the N.Y. Giants (9/23)
- ✦ Registered four solo stops at Indianapolis (9/30)
- ✦ Inactive Weeks 5-11
- ✦ Recorded his first fumble recovery of the season vs. Tennessee (11/26)
- ✦ Tallied a team-high six total tackles (five solo) and one fumble recovery vs. Cleveland (12/2)
- ✦ Contributed on special teams vs. Indianapolis (12/9)
- ✦ Notched one total tackle (one solo) and one passed defended at the N.Y. Jets (12/15)
- ✦ Recorded four total tackles (three solo) at Philadelphia (12/23)
- ✦ Contributed on special teams vs. Jacksonville (12/30)
- ✦ Inactive in the Wild Card Round vs. Indianapolis (1/5)

## 2017 (Jacksonville 16/5, 3/0):

- ✦ Compiled 44 total tackles (37 solo), five passes defended and one fumble recovery in 16 games played
- ✦ Part of a Jacksonville secondary that ranked first in opponent completion percentage and opponent passing yards per game
- ✦ Notched a career-high 10 tackles at Pittsburgh (10/8) in Week 5
- ✦ Intercepted QB Tyrod Taylor in his first career playoff game vs. Buffalo (1/7) in 2018 Wild Card Round

## 2016 (Jacksonville 10/4):

- ✦ Recorded 22 total tackles (18 solo), two tackles for loss, 1.0 sack and one quarterback hit in 10 games
- ✦ Missed the first four games of the season on the Reserve/Suspended by the Commissioner list
- ✦ Made his season debut, posting five solo tackles, including one tackle for loss at Chicago (10/16) in Week 6
- ✦ Started and made two total tackles (one solo) at Tennessee (10/17) in Week 8
- ✦ Made seven tackles (five solo) at Kansas City (11/6) in Week 9
- ✦ Registered a seven-yard sack vs. Houston (11/13) in Week 10
- ✦ Started and recorded two solo tackles before exiting the game

with a concussion at Detroit (11/20) in Week 11

- ✦ Started before exiting the game with an injury at Houston (12/18) in Week 15

## 2015 (Jacksonville 16/15):

- ✦ Started in 15-of-16 games, totaling 73 tackles (60 solo), seven passes defended, six tackles for loss and 4.0 sacks
- ✦ His 4.0 sacks are the most by an NFL DB since Roman Harper's 7.5 sacks in 2011 and the most by a Jaguars DB since Aaron Beasley's 5.0 sacks in 2000 (Colvin's 4.0 sacks are the second-most by a Jaguars DB in franchise history)
- ✦ Made six total tackles (five solo) vs. Miami (9/20)
- ✦ Recorded six tackles (five solo), including two tackles for loss and his first career sack at Indianapolis (10/4)
- ✦ Tallied five tackles (five solo) and 1.0 sack at Tampa Bay (10/11)
- ✦ Made six tackles (six solo), including a sack-fumble that DE Chris Clemons returned for a touchdown vs. Buffalo (10/25)
- ✦ Made eight total tackles (four solo), including one tackle for loss at NYJ (11/8)
- ✦ Recorded seven tackles (seven solo), three passes defended and 1.0 sack vs. Tennessee (11/19)
- ✦ Made a season-high nine total tackles (five solo) at New Orleans (12/27)

## 2014 (Jacksonville 6/1):

- ✦ Saw action in six games as a rookie and totaled 25 tackles (21 solo), two passes defended, two quarterback hits and one fumble recovery
- ✦ Placed on the Reserve/Physically Unable to Perform list on Aug. 26 and was activated to 53-man roster on Nov. 11
- ✦ Made NFL debut and saw action at CB and on special teams at Indianapolis (11/23)
- ✦ Saw extensive action and scored a touchdown on a 41-yard fumble return in the fourth quarter, his first career score vs. NYG (11/30)
- ✦ Registered five tackles (four solo) and added one special teams tackle vs. Houston (12/7)
- ✦ Posted a career-high seven solo tackles and one pass defended vs. Tennessee (12/18)

## COLLEGE:

- ✦ Played four seasons (2010-13) at the University of Oklahoma in Norman, Okla.
- ✦ Recorded 234 total tackles (170 solo), 15 tackles for loss, 3.5 sacks, five interceptions, one forced fumble, three fumble recoveries and 23 passes defended in 50 career games (36



## VETERAN BIOS

- starts)
- Started 35 of his last 36 games for the Sooners
- Named a semifinalist for the Thorpe Award as a senior, given to the top defensive back in college football
- Named first-team All-Big 12 by the Associated Press, *San Antonio Express-News* and coaches
- Majoring in communications

### PERSONAL:

- Attended Owasso (Okla.) High School
- Recorded 72 tackles, two interceptions, 10 passes defended and five touchdowns as a senior in 2009
- Named first-team All-State by both the *Tulsa World* and *The Oklahoman* as a senior

### AARON COLVIN'S NFL REGULAR SEASON DEFENSIVE STATISTICS

DATE	TEAM	GP	GS	TK	S	A	TACKLES				QBH	NO	INTERCEPTIONS				FUMBLES				ST				MISC	
							TFL	YDS	SK	YDS			YDS	LG	TD	PD	FF	FR	YDS	TK	S	A	FF	FR	S	A
2014	Jaguars	6	1	25	21	4	0	0	0.0	0.0	2	0	0	0	0	2	0	1	41	2	2	0	0	0	0	0
2015	Jaguars	16	15	73	60	13	6	30	4.0	40.0	4	0	0	0	0	7	1	0	0	0	0	0	0	0	0	0
2016	Jaguars	10	4	22	18	4	2	8	1.0	7.0	1	0	0	0	0	0	0	0	0	0	0	0	0	0	0	0
2017	Jaguars	16	5	44	37	7	4	10	0.0	0.0	1	0	0	0	0	5	0	1	0	1	1	0	0	0	0	0
2018	Texans	10	2	29	22	7	0	0	0.0	0.0	0	0	0	0	0	1	0	2	0	0	0	0	0	0	0	0
NFL TOTALS		58	27	193	158	35	12	48	5.0	47.0	8	0	0	0	0	15	1	4	41	3	3	0	0	0	0	0

### AARON COLVIN'S NFL POSTSEASON DEFENSIVE STATISTICS

DATE	TEAM	GP	GS	TK	S	A	TACKLES				QBH	NO	INTERCEPTIONS				FUMBLES				ST				MISC	
							TFL	YDS	SK	YDS			YDS	LG	TD	PD	FF	FR	YDS	TK	S	A	FF	FR	S	A
2017	Jaguars	3	0	3	2	1	0	0	0.0	0.0	0	1	0	0	0	1	0	0	0	0	0	0	0	0	0	0
2018	Texans	0	0	0	0	0	0	0	0.0	0.0	0	0	0	0	0	0	0	0	0	0	0	0	0	0	0	0
NFL TOTALS		3	0	3	2	1	0	0	0.0	0.0	0	1	0	0	0	1	0	0	0	0	0	0	0	0	0	0

### SINGLE-GAME HIGHS: DEFENSIVE

<b>Total Tackles</b>	10 at Pittsburgh Steelers, Oct 08, 2017	<b>Fumble Recoveries</b>	1 vs. Cleveland Browns, Dec 02, 2018
<b>Sacks</b>	1.0 vs. Houston Texans, Nov 13, 2016		...3 more at 1.
	...4 more at 1.0.	<b>Tackles For Loss</b>	2 at Pittsburgh Steelers, Oct 08, 2017
<b>Passes Defensed</b>	3 vs. Tennessee Titans, Nov 19, 2015		...1 more at 2.
<b>Forced Fumbles</b>	1 vs. Buffalo Bills, Oct 25, 2015	<b>Special Teams Tackles</b>	1 vs. Seattle Seahawks, Dec 10, 2017
			...2 more at 1.

### SINGLE-GAME HIGHS - POSTSEASON: DEFENSIVE

<b>Total Tackles</b>	2 at Pittsburgh Steelers, Jan 14, 2018	<b>Interceptions</b>	1 vs. Buffalo Bills, Jan 07, 2018
<b>Passes Defensed</b>	1 vs. Buffalo Bills, Jan 07, 2018		

# VETERAN BIOS

## 2018 GAME-BY-GAME REGULAR SEASON STATISTICS (TEXANS)

				TACKLES								INTERCEPTIONS					FUMBLES			ST					MISC			
W	DATE	OPPONENT		TK	S	A	SK	YDS	TFL	YDS	QBH	NO	YDS	LG	TD	PD	FF	FR	YDS	TK	S	A	FF	FR	S	A	W/L	SCORE
01	09/09	at Patriots	P	4	2	2	0.0	0.0	0	0	0	0	0	0	0	0	0	0	0	0	0	0	0	0	0	0	L	20-27
02	09/16	at Titans	P	3	2	1	0.0	0.0	0	0	0	0	0	0	0	0	0	0	0	0	0	0	0	0	0	0	L	17-20
03	09/23	Giants	S	7	5	2	0.0	0.0	0	0	0	0	0	0	0	0	0	0	0	0	0	0	0	0	0	0	L	22-27
04	09/30	at Colts	S	4	4	0	0.0	0.0	0	0	0	0	0	0	0	0	0	0	0	0	0	0	0	0	0	0	W	37-34+
05	10/07	Cowboys																									W	19-16+
06	10/14	Bills																									W	20-13
07	10/21	at Jaguars																									W	20-7
08	10/25	Dolphins																									W	42-23
09	11/04	at Broncos																									W	19-17
11	11/18	at Redskins																									W	23-21
12	11/26	Titans	P	0	0	0	0.0	0.0	0	0	0	0	0	0	0	0	0	1	0	0	0	0	0	0	0	0	W	34-17
13	12/02	Browns	P	6	5	1	0.0	0.0	0	0	0	0	0	0	0	0	0	1	0	0	0	0	0	0	0	0	W	29-13
14	12/09	Colts	P	0	0	0	0.0	0.0	0	0	0	0	0	0	0	0	0	0	0	0	0	0	0	0	0	0	L	21-24
15	12/15	at Jets	P	1	1	0	0.0	0.0	0	0	0	0	0	0	0	0	1	0	0	0	0	0	0	0	0	0	W	29-22
16	12/23	at Eagles	P	4	3	1	0.0	0.0	0	0	0	0	0	0	0	0	0	0	0	0	0	0	0	0	0	0	L	30-32
17	12/30	Jaguars	P	0	0	0	0.0	0.0	0	0	0	0	0	0	0	0	0	0	0	0	0	0	0	0	0	0	W	20-3
2018 TOTALS			10-2	29	22	7	0.0	0.0	0	0	0	0	0	0	0	1	0	2	0	0	0	0	0	0	0	0	11-5	

+ - Overtime

## 2018 GAME-BY-GAME POSTSEASON STATISTICS (TEXANS)

			TACKLES							INTERCEPTIONS					FUMBLES			ST					MISC				
W	DATE	OPPONENT	TK	S	A	SK	YDS	TFL	YDS	QBH	NO	YDS	LG	TD	PD	FF	FR	YDS	TK	S	A	FF	FR	S	A	W/L	SCORE
01	01/05	Colts	INACTIVE																							L	7-21
2018 TOTALS			0	0	0	0.0	0.0	0	0	0	0	0	0	0	0	0	0	0	0	0	0	0	0	0	0	0-1	



# KEKE COUTEE

WIDE RECEIVER

5-11 | 187 | TEXAS TECH

HOMETOWN: LUFKIN, TEXAS | AGE: 22

2ND NFL SEASON | 2ND WITH TEXANS | ACQUIRED: D4-'18

2018 GP/GS (POST): 6/2 (1/1) | CAREER GP/GS (POST): 6/2 (1/1)

TEAMS: HOU '18



16

## 2018 (Houston 6/2; 1/1):

- Finished with 28 receptions for 287 yards (10.3 avg.) and one touchdown in six games as a rookie
- Inactive Weeks 1-3 due to injury
- Set franchise records for most receptions (11) and receiving yards (109) in his NFL debut at Indianapolis (9/30). His 11 receptions were the most by a rookie receiver in his NFL debut since the NFL/AFL merger
- Tallied six receptions for 51 yards (8.5 avg.) and his first career touchdown vs. Dallas (10/7)
- Finished with 33 receiving yards on three receptions (11.0 avg.) vs. Buffalo (10/14). Passed DeAndre Hopkins (18) for the most receptions through a player's first three NFL games in franchise history
- Caught one pass for three yards before exiting the game due to injury at Jacksonville (10/21)
- Inactive Weeks 8-9
- Recorded five receptions for 77 yards (15.4 avg.) at Washington (11/18)
- Hauled in two passes for 14 yards (7.0 avg.) vs. Tennessee (11/27)
- Inactive Weeks 13-17
- Recorded a postseason franchise-record 11 receptions for 110 yards (10.0 avg.) and one touchdown in the Wild Card Round vs. Indianapolis (1/5). Joined Lions WR Calvin Johnson as the only players to record at least 10 receptions and one touchdown in a postseason debut since 2010

## CAREER AT TEXAS TECH:

- Played three seasons (2015-17) at Texas Tech University in Lubbock, Texas
- Caught 159 passes for 2,424 yards and 17 touchdowns in 38 career games for the Red Raiders

## 2017 (Texas Tech):

- Hauled in 93 passes for 1,429 yards and 10 touchdowns in 13 games (11 starts)

- His 1,429 receiving yards on the season ranked second in program history and marked the most ever by a junior at Texas Tech
- Averaged 109.9 receiving yards per game
- Led the Big 12 in all-purpose yards per game (135.3) and ranked second for receiving yards, receiving yards per game and receptions per game
- Set a Texas Tech bowl record with 187 receiving yards against USF in the Birmingham Bowl
- Named All-Big 12 second team by the conference coaches and the Associated Press
- Semifinalist for the Biletnikoff Award and the Earl Campbell Tyler Rose Award

## 2016 (Texas Tech):

- Recorded 890 receiving yards and seven touchdowns with 55 receptions in 12 games (two starts)
- Ranked second on the team in receiving yards
- Amassed 100 yards receiving in four games
- Caught eight passes for 221 yards receiving and two touchdowns against Baylor (11/25), matching Darrin Moore for the 10th-highest single-game receiving total in school history

## 2015 (Texas Tech):

- Appeared in all 13 games (two starts) as a true freshman in 2015
- Only one of three true freshmen wide receivers to see game action
- Finished the season with 11 receptions for 105 yards

## PERSONAL:

- Given name is Key'vantanie Coutee
- Attended Lufkin High School
- Earned first team All-District as a sophomore, junior and senior
- Caught 56 passes for 841 yards as a senior in 2014
- Also logged nine punt returns for 273 yards (30.3 average) and three touchdowns in 2014

## SINGLE-GAME HIGHS: RUSHING/RECEIVING

<b>Rush Attempts</b>	2 at Indianapolis Colts, Sep 30, 2018
<b>Rushing Yards</b>	2 vs. Dallas Cowboys, Oct 07, 2018
<b>Longest Runs</b>	3 at Indianapolis Colts, Sep 30, 2018
<b>Receptions</b>	11 at Indianapolis Colts, Sep 30, 2018
<b>Receiving Yards</b>	109 at Indianapolis Colts, Sep 30, 2018

<b>Longest Receptions</b>	40 at Washington Redskins, Nov 18, 2018
<b>Receiving TDs</b>	1 vs. Dallas Cowboys, Oct 07, 2018
<b>All-purpose yards</b>	107 at Indianapolis Colts, Sep 30, 2018
<b>Most TDs</b>	1 vs. Dallas Cowboys, Oct 07, 2018

# VETERAN BIOS

## SINGLE-GAME HIGHS - POSTSEASON: RUSHING/RECEIVING

<b>Receptions</b>	11 vs. Indianapolis Colts, Jan 05, 2019	<b>Receiving TDs</b>	1 vs. Indianapolis Colts, Jan 05, 2019
<b>Receiving Yards</b>	110 vs. Indianapolis Colts, Jan 05, 2019	<b>All-purpose yards</b>	110 vs. Indianapolis Colts, Jan 05, 2019
<b>Longest Receptions</b>	20 vs. Indianapolis Colts, Jan 05, 2019	<b>Most TDs</b>	1 vs. Indianapolis Colts, Jan 05, 2019

## 100-YARD RECEIVING GAMES (1): REGULAR SEASON

DATE	TEAM	NO.	YDS.	AVG.	LG	TD
09/30/18	at Colts	11	109	9.9	19	0

## 100-YARD RECEIVING GAMES (1): POSTSEASON

DATE	TEAM	NO.	YDS.	AVG.	LG	TD
01/05/19	COLTS	11	110	10.0	20	1

## 2018 GAME-BY-GAME REGULAR SEASON STATISTICS (TEXANS)

2018 GAME BY GAME REGULAR SEASON STATISTICS (TEXANS)														
W DATE OPPONENT P/S				RECEIVING				RUSHING						
				NO	YDS	LG	TD	ATT	YDS	LG	TD	W/L	SCORE	
01	09/09	at Patriots					INACTIVE					L	20-27	
02	09/16	at Titans					INACTIVE					L	17-20	
03	09/23	Giants					INACTIVE					L	22-27	
04	09/30	at Colts	P	11	109	19	0	2	-2	3	0	W	37-34+	
05	10/07	Cowboys	S	6	51	18	1	1	2	2	0	W	19-16+	
06	10/14	Bills	P	3	33	22	0	0	0	0	0	W	20-13	
07	10/21	at Jaguars	P	1	3	3	0	0	0	0	0	W	20-7	
08	10/25	Dolphins					INACTIVE					W	42-23	
09	11/04	at Broncos					INACTIVE					W	19-17	
11	11/18	at Redskins	S	5	77	40	0	0	0	0	0	W	23-21	
12	11/26	Titans	P	2	14	7	0	0	0	0	0	W	34-17	
13	12/02	Browns					INACTIVE					W	29-13	
14	12/09	Colts					INACTIVE					L	21-24	
15	12/15	at Jets					INACTIVE					W	29-22	
16	12/23	at Eagles					INACTIVE					L	30-32	
17	12/30	Jaguars					INACTIVE					W	20-3	
2018 TOTALS			6-2	28	287	40	1	3	0	3	0	11-5		

+ - Overtime

## 2018 GAME-BY-GAME POSTSEASON STATISTICS (TEXANS)

W	DATE	OPPONENT	P/S	RECEIVING				RUSHING				TD	W/L	SCORE
				NO	YDS	LG	TD	ATT	YDS	LG				
01	01/05	Colts	S	11	110	20	1	0	0	0	0	0	L	7-21
<b>2018 TOTALS</b>			<b>1-1</b>	<b>11</b>	<b>110</b>	<b>20</b>	<b>1</b>	<b>0</b>	<b>0</b>	<b>0</b>	<b>0</b>	<b>0-1</b>		





# ZACH CUNNINGHAM

INSIDE LINEBACKER

6-3 | 238 | VANDERBILT

HOMETOWN: PINSON, ALA. | AGE: 24

3RD NFL SEASON | 3RD WITH TEXANS | ACQUIRED: D2-'17

2018 GP/GS (POST): 14/14 (1/1) | CAREER GP/GS (POST): 30/27 (1/1)

TEAMS: HOU '17-18



41

**TRANSACTIONS:** Selected by the Houston Texans with the 25th pick in the second round (57th overall) of the 2017 NFL Draft.

## 2018 (Houston 14/14; 1/1):

- ✦ Tied for the team lead with a career-high 105 total tackles (73 solo), five passes defended, one interception returned for a touchdown, three tackles for loss, two forced fumbles and one fumble recovery in 2018
- ✦ Finished tied for second on the team with eight seven total tackles and one pass defended at New England (9/9)
- ✦ Registered a team-high eight total tackles (six solo) and one special teams tackle at Tennessee (9/16)
- ✦ Notched six total tackles (five solo) and one tackle for loss vs. the N.Y. Giants (9/23). Surpassed 100 career total tackles (102)
- ✦ Recorded seven total tackles (six solo), one tackle for loss and two passes defended at Indianapolis (9/30). Passed Dunta Robinson (105) for the fourth-most total tackles by a player through his first 20 career games in franchise history
- ✦ Finished with a team-high nine total tackles (six solo) and one quarterback hit vs. Dallas (10/7)
- ✦ Tallied a career-high 13 total tackles (nine solo) vs. Buffalo (10/14) and ranks fifth in franchise history for the most total tackles (50) through a player's first six games of a season
- ✦ Led the team with 10 total tackles (eight solo) and one forced fumble at Jacksonville (10/21). Became the first Texans player to record three consecutive games with at least 10 total tackles since DeMeco Ryans and Bernard Pollard in Weeks 3-5 of the 2010 season. Recorded the second-most total tackles (60) through the first seven games of a season in franchise history, trailing only ILB Benardrick McKinney (69) in 2016
- ✦ Tallied two total tackles (two solo) before leaving the game due to injury vs. Miami (10/25)
- ✦ Inactive Weeks 9-11
- ✦ Recorded seven total tackles (five solo) and one tackle for loss vs. Tennessee (11/26)
- ✦ Notched two total tackles (one solo), one interception and two passes defended vs. Cleveland (12/2). Registered his first career interception and returned it 38 yards for a touchdown
- ✦ Finished second on the team with nine total tackles (seven solo) and notched one special teams tackle vs. Indianapolis (12/9)
- ✦ Tallied seven total tackles (two solo) at the N.Y. Jets (12/15)
- ✦ Recorded 12 total tackles (seven solo) and one forced fumble at Philadelphia (12/23). Joined Kiko Alonso and Bobby Wagner as the only players in the NFL to record multiple games with at least 10 total tackles and one forced fumble in 2018
- ✦ Finished with a team-high six total tackles (five solo) and his first-career fumble recovery on special teams vs. Jacksonville (12/30)

- ✦ Recorded seven total tackles (five solo), one quarterback hit, one pass defended and one special teams tackle in his postseason debut in the Wild Card Round vs. Indianapolis (1/5)

## 2017 (Houston 16/13):

- ✦ Finished second on the team with 82 total tackles (45 solo), six passes defended, five tackles for loss, two quarterback hits, 1.5 sacks and one forced fumble in 16 games played
- ✦ Finished tied for second among all NFL rookies in total tackles in 2017 and fourth in franchise history among rookies
- ✦ First player in franchise history to record 80 total tackles and eight special teams tackles in a single season
- ✦ Recorded four defensive tackles, a pass defended and a special teams stop in his NFL debut vs. Jacksonville (9/10)
- ✦ Made his first career start at the MIKE position and recorded four solo stops at Cincinnati (9/14)
- ✦ Started his second consecutive game at the MIKE linebacker position and recorded a team-high seven combined tackles at New England (9/24)
- ✦ Started his third consecutive game and produced two total tackles vs. Tennessee (10/1)
- ✦ Made nine combined tackles and added his first career forced fumble vs. Kansas City (10/8)
- ✦ Made his sixth start of the season and produced five total tackles vs. Indianapolis (11/5)
- ✦ Started his fifth straight game and produced four total tackles with one special teams tackle vs. Arizona (11/19)
- ✦ Appeared in his 11th game of the season and produced four total tackles at Baltimore (11/27)
- ✦ Notched four total tackles while producing his first career quarterback hit, first two tackles for loss and first career sack at Tennessee (12/3)
- ✦ Posted nine tackles (six solo) and notched a quarterback hit, tackle for loss and 1.0 sack for consecutive weeks for the first time vs. San Francisco (12/10)
- ✦ Logged five tackles (four solo) and added one special teams tackle at Jacksonville (12/17)
- ✦ Notched 10 total tackles (seven solo), while recording a career-high three passes defended vs. Pittsburgh (12/25)
- ✦ Tallied 11 tackles at Indianapolis (12/31) and became the second rookie this season to post 10-or-more tackles in consecutive games

## COLLEGE:

- ✦ Played three seasons (2014-16) at Vanderbilt University in Nashville, Tenn. after redshirting the 2013 campaign

## VETERAN BIOS

- Finished his Commodores career ranked third in program history with 39.5 tackles for loss and finished with 295 career tackles
- Earned coaches first-team All-SEC (2015-16)
- Named Associated Press First-Team All-SEC (2015-16)
- Swept first team All-America honors from every prestigious outlet, including Associated Press, Football Writers of America (FWAA), Walter Camp Foundation, American Football Coaches Association (AFCA), ESPN, Sports Illustrated, CBS Sports, The Sporting News and USA Today as a senior in 2016
- Became just the third player in Vanderbilt history to earn first team All-America honors from the Walter Camp Foundation
- Finished the regular season leading the SEC with 125 total tackles (9.6 per game), ranking sixth nationally in 2016
- Played in all 12 games and earning nine starts at inside linebacker as a redshirt sophomore
- Compiled 67 total tackles (37 solo), 1.5 sacks, 6.5 tackles for loss and a forced fumble as a redshirt freshman in 2014
- Redshirted as a true freshman in 2013, participating as a scout team linebacker

### PERSONAL:

- Parents are Fred and Sophie Cunningham
- Attended Pinson (Ala.) Valley High School
- Senior captain and three-year starter at linebacker for the Indians
- Concluded his prep career by receiving Alabama 5A Lineman of the Year and Birmingham News' Lineman of the Year honors after 2012 campaign
- Amassed 448 total tackles during his three-year varsity career
- As a senior in 2012, earned first-team all-state after leading PVHS to an 8-4 record and the second round of the 5A playoffs
- Contributed 194 total tackles, including 41 tackles for loss and 12 sacks along with four blocked punts during the season
- As junior in 2011, earned all-state recognition after registering 152 tackles
- Has four brothers: Frederick, Ethan, Nathan and Zapheth; and two sisters, Gabriel and Danica
- Enjoys playing the guitar
- Majored in economics while attending Vanderbilt

### ZACH CUNNINGHAM'S NFL REGULAR SEASON DEFENSIVE STATISTICS

		TACKLES								INTERCEPTIONS					FUMBLES					ST				MISC			
DATE	TEAM	GP	GS	TK	S	A	TFL	YDS	SK	YDS	QBH	NO	YDS	LG	TD	PD	FF	FR	YDS	TK	S	A	FF	FR	S	A	
2017	Texans	16	13	82	45	37	5	8	1.5	7.5	2	0	0	0	0	6	1	0	0	8	3	5	0	0	0	0	
2018	Texans	14	14	105	73	32	3	3	0.0	0.0	2	1	38	38t	1	5	2	0	0	2	0	2	0	1	0	0	
NFL TOTALS		30	27	187	118	69	8	11	1.5	7.5	4	1	38	38t	1	11	3	0	0	10	3	7	0	1	0	0	

### SINGLE-GAME HIGHS: DEFENSIVE

<b>Total Tackles</b>	13 vs. Buffalo Bills, Oct 14, 2018	<b>Interceptions</b>	1 vs. Cleveland Browns, Dec 02, 2018
<b>Sacks</b>	1.0 at Tennessee Titans, Dec 03, 2017	<b>Interception Return Yards</b>	38 vs. Cleveland Browns, Dec 02, 2018
<b>Passes Defensed</b>	3 vs. Pittsburgh Steelers, Dec 25, 2017	<b>Special Teams Tackles</b>	2 at Cincinnati Bengals, Sep 14, 2017
<b>Forced Fumbles</b>	1 at Philadelphia Eagles, Dec 23, 2018 ...2 more at 1.	<b>Special Teams Fumble Recoveries</b>	1 vs. Jacksonville Jaguars, Dec 30, 2018
<b>Tackles For Loss</b>	2 at Tennessee Titans, Dec 03, 2017		

### SINGLE-GAME HIGHS - POSTSEASON: DEFENSIVE

<b>Total Tackles</b>	8 vs. Indianapolis Colts, Jan 05, 2019	<b>Special Teams Tackles</b>	1 vs. Indianapolis Colts, Jan 05, 2019
<b>Passes Defensed</b>	1 vs. Indianapolis Colts, Jan 05, 2019		

# VETERAN BIOS


## 2018 GAME-BY-GAME REGULAR SEASON STATISTICS (TEXANS)

				TACKLES								INTERCEPTIONS					FUMBLES				ST					MISC				
W	DATE	OPPONENT		TK	S	A	SK	YDS	TFL	YDS	QBH	NO	YDS	LG	TD	PD	FF	FR	YDS	TK	S	A	FF	FR	S	A	W/L	SCORE		
01	09/09	at Patriots	S	7	3	4	0.0	0.0	0	0	0	0	0	0	0	0	1	0	0	0	0	0	0	0	0	0	0	L	20-27	
02	09/16	at Titans	S	7	6	1	0.0	0.0	0	0	0	0	0	0	0	0	0	0	0	0	1	0	1	0	0	0	0	L	17-20	
03	09/23	Giants	S	6	5	1	0.0	0.0	1	1	0	0	0	0	0	0	0	0	0	0	0	0	0	0	0	0	0	L	22-27	
04	09/30	at Colts	S	7	6	1	0.0	0.0	1	1	0	0	0	0	0	2	0	0	0	0	0	0	0	0	0	0	0	W	37-34+	
05	10/07	Cowboys	S	10	7	3	0.0	0.0	0	0	1	0	0	0	0	0	0	0	0	0	0	0	0	0	0	0	0	W	19-16+	
06	10/14	Bills	S	13	9	4	0.0	0.0	0	0	0	0	0	0	0	0	0	0	0	0	0	0	0	0	0	0	0	W	20-13	
07	10/21	at Jaguars	S	10	8	2	0.0	0.0	0	0	1	0	0	0	0	0	1	0	0	0	0	0	0	0	0	0	0	W	20-7	
08	10/25	Dolphins	S	2	2	0	0.0	0.0	0	0	0	0	0	0	0	0	0	0	0	0	0	0	0	0	0	0	0	W	42-23	
09	11/04	at Broncos										INACTIVE															W	19-17		
11	11/18	at Redskins										INACTIVE															W	23-21		
12	11/26	Titans	S	7	5	2	0.0	0.0	1	1	0	0	0	0	0	0	0	0	0	0	0	0	0	0	0	0	0	W	34-17	
13	12/02	Browns	S	2	1	1	0.0	0.0	0	0	0	1	38	38	1	2	0	0	0	0	0	0	0	0	0	0	0	W	29-13	
14	12/09	Colts	S	9	7	2	0.0	0.0	0	0	0	0	0	0	0	0	0	0	0	1	0	1	0	0	0	0	0	L	21-24	
15	12/15	at Jets	S	7	2	5	0.0	0.0	0	0	0	0	0	0	0	0	0	0	0	0	0	0	0	0	0	0	0	W	29-22	
16	12/23	at Eagles	S	12	7	5	0.0	0.0	0	0	0	0	0	0	0	0	1	0	0	0	0	0	0	0	0	0	0	L	30-32	
17	12/30	Jaguars	S	6	5	1	0.0	0.0	0	0	0	0	0	0	0	0	0	0	0	0	0	0	0	0	1	0	0	W	20-3	
2018 TOTALS				14-14	105	73	32	0.0	0.0	3	3	2	1	38	38t	1	5	2	0	0	2	0	2	0	1	0	0	11-5		

+ - Overtime

## 2018 GAME-BY-GAME POSTSEASON STATISTICS (TEXANS)

				TACKLES							INTERCEPTIONS					FUMBLES			ST					MISC						
W	DATE	OPPONENT		TK	S	A	SK	YDS	TFL	YDS	QBH	NO	YDS	LG	TD	PD	FF	FR	YDS	TK	S	A	FF	FR	S	A	W/L	SCORE		
01	01/05	Colts	S	7	5	2	0.0	0.0	0	0	1	0	0	0	0	1	0	0	0	1	1	0	0	0	0	0	0	L	7-21	
2018 TOTALS				1-1	7	5	2	0.0	0.0	0	0	1	0	0	0	0	1	0	0	0	1	1	0	0	0	0	0	0	0-1	



# TREVOR DANIEL

PUNTER

6-1 | 231 | TENNESSEE

HOMETOWN: DICKSON, TENN. | AGE: 24

2ND NFL SEASON | 2ND WITH TEXANS | ACQUIRED: CFA-'18

2018 GP/GS (POST): 16/0 (1/0) | CAREER GP/GS (POST): 16/0 (1/0)

TEAMS: HOU '18



8

**TRANSACTIONS:** Signed by the Houston Texans as a college free agent on May 11, 2018.

## 2018 (Houston 16/0; 1/0):

- Punted 74 times for 3,237 yards (43.7 avg.), including a 61-yarder and ranked fourth in the NFL with 36 punts pinned inside the 20-yard line as a rookie
- Made his NFL debut, punting six times for 230 yards (38.3 avg.) including three punts inside the 20-yard line at New England (9/9)
- Punted four times for 164 yards (41.0 avg.) at Tennessee (9/16)
- Tallied 155 yards on three punts (51.7 avg.), including a career-long 57-yard punt, and pinned one inside the 20 yard-line vs. the N.Y. Giants (9/23)
- Punted five times for 207 yards (41.4 avg.) and pinned four punts inside the 20-yard line at Indianapolis (9/30)
- Recorded 160 yards on three punts (53.3 avg.), including a career-high 61 yarder and one inside the 20-yard line vs. Dallas (10/7). Recorded the longest punt by a rookie AFC punter in the 2018 season
- Punted five times for 203 yards (40.6 avg.) and pinned two punts inside the 20-yard line vs. Buffalo (10/14)
- Registered a career-high 277 yards on six punts (46.2 avg.), including a 61-yard punt and pinned four punts inside the 20-yard line at Jacksonville (10/21)
- Punted five times for 211 yards (42.2 avg.), including a 53-yard punt and pinned one inside the 20-yard line vs. Miami (10/25)
- Recorded a career-high 307 yards on six punts (51.2 avg.), including a 61-yarder and pinned four punts inside the 20-yard line at Denver (11/4)
- Punted once for 30 yards at Washington (11/18)
- Registered 224 yards on five punts (44.8 avg.) and pinned two punts inside the 20-yard line vs. Tennessee (11/26)
- Punted three times for 114 yards (38.0 avg.) with a long of 52 yards and pinned all three inside the 20-yard line vs. Cleveland (12/2)
- Punted eight times for 362 yards (45.3 avg.), including a 53-yarder, and pinned three punts inside the 20-yard line vs. Indianapolis (12/9). Set career highs for most gross punting yards (362) and net punting yards (315) in a single game
- Registered 137 yards on three punts (45.7 avg.), including a 51-yard punt at the N.Y. Jets (12/15)
- Punted four times for 161 yards (40.3 avg.), including two punts inside the 20-yard line and a long of 51 yards at Philadelphia (12/23)
- Punted seven times for 295 yards (42.1 avg.), including a 60 yarder, and pinned four punts inside the 20-yard line vs.

Jacksonville (12/30)

- Punted five times for 234 yards (46.8 avg.), including a long of 60 yards, and pinned two inside the 20-yard line in the Wild Card Round vs. Indianapolis (1/5)

## CAREER AT TENNESSEE:

- Played four seasons (2014-17) at the University of Tennessee in Knoxville, Tenn. after redshirting the 2013 campaign
- Set a single-season punting average school record in 2017 (47.5)
- Set a career program record for punting average (45.9)

## 2017 (Tennessee):

- Ranked fourth nationally and second in the SEC with a 47.5-yard average
- Also lead the SEC in punts inside the 20 with 22
- Punted six times in the season opener vs. Georgia Tech (9/4), including a career-long 70-yard punt to match his previous career-long set at South Carolina in 2016

## 2016 (Tennessee):

- Set new personal bests for punts (70), punting yardage (3,120), fair catches (29), punts inside the 20 (28) and a long punt (70 at South Carolina)
- Punted six times for 294 yards (49.0 avg) with two inside the 10 and three of 50 or more yards at South Carolina (10/29). Also had a career-long 70-yard punt
- Against Alabama (10/15), punted a career-high 10 times for a career-high 483 yards, four fair catches, four punts of 50 or more yards, two for 60 yards and three inside the 20-yard line

## 2015 (Tennessee):

- Ray Guy Award Candidate, awarded to nation's top punter
- Nominee for Burlsworth Award, presented to nation's most outstanding player who began career as walk-on
- Former walk-on who earned a scholarship prior to 2015 season
- Season average of 45.7 yards per punt set new Tennessee record for punt average with a minimum of 50 punts
- Averaged 45.7 yards per punt, ranking eighth in the nation and second in the SEC
- In debut, boomed three punts for 47.0 average including a long of 61 yards vs. Bowling Green (9/5)

## 2014 (Tennessee):

- Did not appear in any games

## 2013 (Tennessee):



## VETERAN BIOS

👉 Redshirted

### PERSONAL:

- 👉 Son of Kimberly and Wade Daniel
- 👉 Majored in Recreation and Sport Management

- 👉 Recipient of First Family Men's Athletic Endowment
- 👉 Coached by Troy Williams at Dickson County High School
- 👉 Named a Prokicker First Team All-American after his senior season
- 👉 Earned all-district accolades in his junior and senior seasons

### SINGLE-GAME HIGHS: PUNTER

<b>Punts</b>	8 vs. Indianapolis Colts, Dec 09, 2018	<b>Net Punting Avg</b>	49.7 vs. New York Giants, Sep 23, 2018
<b>Gross Punting Yards</b>	362 vs. Indianapolis Colts, Dec 09, 2018	<b>Longest Punts</b>	61 at Denver Broncos, Nov 04, 2018
<b>Gross Punting Avg</b>	53.3 vs. Dallas Cowboys, Oct 07, 2018		...2 more at 61.
<b>Net Punting Yards</b>	315 vs. Indianapolis Colts, Dec 09, 2018	<b>Inside the 20</b>	4 vs. Jacksonville Jaguars, Dec 30, 2018
			...3 more at 4.

### SINGLE-GAME HIGHS - POSTSEASON: PUNTER

<b>Punts</b>	5 vs. Indianapolis Colts, Jan 05, 2019	<b>Net Punting Avg</b>	42.8 vs. Indianapolis Colts, Jan 05, 2019
<b>Gross Punting Yards</b>	234 vs. Indianapolis Colts, Jan 05, 2019	<b>Longest Punts</b>	60 vs. Indianapolis Colts, Jan 05, 2019
<b>Gross Punting Avg</b>	46.8 vs. Indianapolis Colts, Jan 05, 2019	<b>Inside the 20</b>	2 vs. Indianapolis Colts, Jan 05, 2019
<b>Net Punting Yards</b>	214 vs. Indianapolis Colts, Jan 05, 2019		

### 2018 GAME-BY-GAME REGULAR SEASON STATISTICS (TEXANS)

2018 DATE BY GAME REGULAR SEASON STATISTICS (TEAM)																
W	DATE	OPPONENT		PUNTS	BLK	YDS.	AVG.	LG	TB	IN20	OPP. RET.	OPP. YDS.	NET. YDS.	NET. AVG.	W/L	SCORE
01	09/09	at Patriots	P	6	0	230	38.3	48	0	3	1	0	230	38.3	L	20-27
02	09/16	at Titans	P	4	0	164	41.0	53	1	2	1	2	142	35.5	L	17-20
03	09/23	Giants	P	3	0	155	51.7	57	0	1	2	6	149	49.7	L	22-27
04	09/30	at Colts	P	5	0	207	41.4	51	0	4	1	19	188	37.6	W	37-34+
05	10/07	Cowboys	P	3	0	160	53.3	61	1	1	2	22	118	39.3	W	19-16+
06	10/14	Bills	P	5	0	203	40.6	53	0	2	3	8	195	39.0	W	20-13
07	10/21	at Jaguars	P	6	0	277	46.2	61	1	4	1	21	236	39.3	W	20-7
08	10/25	Dolphins	P	5	0	211	42.2	53	1	1	2	29	162	32.4	W	42-23
09	11/04	at Broncos	P	6	0	307	51.2	61	0	4	6	17	290	48.3	W	19-17
11	11/18	at Redskins	P	1	0	30	30.0	30	0	0	0	0	30	30.0	W	23-21
12	11/26	Titans	P	5	0	224	44.8	55	1	2	2	19	185	37.0	W	34-17
13	12/02	Browns	P	3	0	114	38.0	52	0	3	0	0	114	38.0	W	29-13
14	12/09	Colts	P	8	0	362	45.3	53	0	3	5	47	315	39.4	L	21-24
15	12/15	at Jets	P	3	0	137	45.7	51	0	0	2	22	115	38.3	W	29-22
16	12/23	at Eagles	P	4	0	161	40.3	51	0	2	1	11	150	37.5	L	30-32
17	12/30	Jaguars	P	7	0	295	42.1	60	0	4	3	17	278	39.7	W	20-3
2018 TOTALS			16	74	0	3,237	43.7	61	5	36	32	240	2,897	39.1	11-5	

+ - Overtime

### 2018 GAME-BY-GAME POSTSEASON STATISTICS (TEXANS)

W	DATE	OPPONENT		PUNTS	BLK	YDS.	AVG.	LG	TB	IN20	OPP. RET.	OPP. YDS.	NET. YDS.	NET. AVG.	W/L	SCORE
01	01/05	Colts	P	5	0	234	46.8	60	0	2	2	20	214	42.8	L	7-21
2018 TOTALS			1	5	0	234	46.8	60	0	2	2	20	214	42.8	0-1	



# JULIÉN DAVENPORT

TACKLE

6-7 | 325 | BUCKNELL

HOMETOWN: PAULSBORO, N.J. | AGE: 24

3RD NFL SEASON | 3RD WITH TEXANS | ACQUIRED: D4A-'17

2018 GP/GS (POST): 16/15 (1/1) | CAREER GP/GS (POST): 27/19 (1/1)

TEAMS: HOU '17-18



70

**TRANSACTIONS:** Selected by the Houston Texans with the 24th pick in the fourth round (130th overall) of the 2017 NFL Draft.

## 2018 (Houston (16/15; 1/1):

- Started 15 games at left or right tackle in 16 regular season games
- Started at left tackle, but later transitioned to right tackle after an injury along the offensive line at New England (9/9). Helped post the second-highest team rushing total (167) in a season opener in franchise history
- Started at right tackle and helped record a second-consecutive game with more than 140 team rushing yards at Tennessee (9/16)
- Started at right tackle vs. the N.Y. Giants (9/23)
- Contributed on special teams at Indianapolis (9/30)
- Started at left tackle and helped the Texans offense post 462 total net yards vs. Dallas (10/7)
- Started at left tackle vs. Buffalo (10/14)
- Started at left tackle and helped the Texans rush for 141 yards at Jacksonville (10/21)
- Helped the Texans rush for a season-high 188 yards and started at left tackle vs. Miami (10/25)
- Started at left tackle at Denver (11/4)
- Started at left tackle and helped the Texans rush for 139 yards at Washington (11/18)
- Led the way for a franchise-record 281 rushing yards vs. Tennessee (11/26)
- Started at left tackle vs. Cleveland (12/2)
- Started at left tackle vs. Indianapolis (12/9)
- Started at left tackle at the N.Y. Jets (12/15)
- Started at left tackle at Philadelphia (12/23)
- Started at left tackle and helped the Texans rush for 134 yards vs. Jacksonville (12/30)
- Started at left tackle in his postseason debut in the Wild Card Round vs. Indianapolis (1/5)

## 2017 (Houston (11/4):

- Started in his first career game played at Cincinnati (9/14)
- Appeared in relief duty vs. Tennessee (10/1) and paved the way for a 173-yard rushing performance, 445 yards of total offense, six offensive touchdowns and a franchise-record 57 points
- Contributed extensively on special teams vs. Kansas City (10/8)
- Appeared in relief duty on the offensive line and on special teams vs. Cleveland (10/15)
- Played on the offensive line and on special teams and helped block for 500-plus yards of offense and 38 points at Seattle

(10/29)

- Started at left tackle vs. Indianapolis (11/5)
- Started and paved the way for a season-high 176 rushing yards vs. Pittsburgh (12/25)
- Started at left tackle at Indianapolis (12/31)

## COLLEGE:

- Played four seasons (2013-16) at Bucknell University in Lewisburg, Pa.
- Became the seventh player from Bucknell ever selected in the NFL Draft and first since Sam Havrilak in 1969
- A two-year team captain for the Bison
- The only member of Bucknell's senior class to start all 44 games from 2013-16
- AFCA First Team All-America (2016)
- Associated Press First Team All-America (2016)
- STATS First Team All-America (2016)
- Walter Camp First Team All-America (2016)
- Second-team STATS FCS All-America (2015)
- First-team All-Patriot League (2014-16)
- Second-team All-Patriot League (2013)
- Preseason All-Patriot League (2014-16)
- Started all 11 games at left tackle as a senior in 2016
- Earned 2016 first-team All-America honors from four organizations (AFCA, Associated Press, STATS, Walter Camp) as a senior
- Two-time team captain
- 2016 first-team All-Patriot League selection
- Started all 11 games at left tackle as a junior in 2015
- 2015 first-team All-Patriot League selection
- Became the first Bison offensive lineman to be named first-team All-Patriot League in back-to-back years since Lucas Carlaw in 1998 and 1999
- Anchored the left tackle spot in all 11 games for the Bison as a sophomore in 2014
- Earned first-team All-Patriot League honors as a sophomore in 2014
- Earned starting spot at left tackle during preseason camp and started all 11 games as a true freshman in 2013
- Named second-team All-Patriot League as a true freshman in 2013

## PERSONAL:

- Attended Paulsboro (N.J.) High School
- A captain and all-conference selection in both football and basketball for the Red Raiders

## VETERAN BIOS

- Named an All-South Jersey selection in football and All-Group 1 selection in basketball
- Son of Anthony Davenport and Leslie Showell
- Has five siblings: Ernest, Anthony, Kim, Katirah and Nyla

- Cousin, Michael Kidd-Gilchrist, was a member of Kentucky's 2012 NCAA Champion men's basketball team and currently plays in the NBA
- Native of Camden, N.J.
- Majored in political science while attending Bucknell

### JULIÉN DAVENPORT'S NFL REGULAR SEASON STATISTICS

DATE	TEAM	GP	GS
2017	Texans	11	4
2018	Texans	16	15
NFL TOTALS		27	19

### 2018 GAME-BY-GAME REGULAR SEASON STATISTICS (TEXANS)

W	DATE	OPPONENT	P/S	W/L	SCORE
01	09/09	at Patriots	S	L	20-27
02	09/16	at Titans	S	L	17-20
03	09/23	Giants	S	L	22-27
04	09/30	at Colts	P	W	37-34+
05	10/07	Cowboys	S	W	19-16+
06	10/14	Bills	S	W	20-13
07	10/21	at Jaguars	S	W	20-7
08	10/25	Dolphins	S	W	42-23
09	11/04	at Broncos	S	W	19-17
11	11/18	at Redskins	S	W	23-21
12	11/26	Titans	S	W	34-17
13	12/02	Browns	S	W	29-13
14	12/09	Colts	S	L	21-24
15	12/15	at Jets	S	W	29-22
16	12/23	at Eagles	S	L	30-32
17	12/30	Jaguars	S	W	20-3
2018 TOTALS		16-15		11-5	

+ - Overtime

### 2018 GAME-BY-GAME POSTSEASON STATISTICS (TEXANS)

W	DATE	OPPONENT	P/S	W/L	SCORE
01	01/05	Colts	S	L	7-21
2018 TOTALS		1-1		0-1	



# BRANDON DUNN

NOSE TACKLE

6-2 | 310 | LOUISVILLE

HOMETOWN: LOUISVILLE, KY. | AGE: 26

4TH NFL SEASON | 4TH WITH TEXANS | ACQUIRED: FA-'15

2018 GP/GS (POST): 14/10 (1/1) | CAREER GP/GS (POST): 47/18 (2/1)

TEAMS: CHI '14-15; HOU '15-18



92

**TRANSACTIONS:** Signed by the Chicago Bears as a college free agent on May 11, 2014...Waived by the Bears on Aug. 30, 2014...Signed to the Bears practice squad on Sept. 1, 2014...Signed to the Bears active roster on Nov. 26, 2014...Waived by the Bears on Sept. 5, 2015...Signed to the Bears practice squad on Sept. 8, 2015...Signed to the Bears active roster on Sept. 19, 2015...Waived by the Bears on Oct. 3, 2015...Signed to the Bears practice squad on Oct. 6, 2015...Signed to the Houston Texans active roster on Oct. 13, 2015...Waived by the Texans on Sept. 3, 2016...Signed to the Texans practice squad on Sept. 5, 2016...Signed to the Texans active roster on Oct. 5, 2016...Waived by the Texans on Oct. 13, 2016...Signed to the Texans practice squad on Oct. 15...Signed to the Texans active roster on Oct. 19, 2016...Waived by the Texans on Nov. 26, 2016...Signed to the Texans practice squad on Nov. 29, 2016...Signed by the Texans on Jan. 16, 2017.

## 2018 (Houston 14/10; 1/1):

- ✦ Tallied 24 total tackles (13 solo), a career-high four tackles for loss and one forced fumble in 14 games with a career-high 10 starts
- ✦ Notched three total tackles (two solo) in the season opener at New England (9/9)
- ✦ Started at nose tackle and recorded a career-high five total tackles (three solo), including one tackle for loss
- ✦ Contributed on defense as a reserve defensive lineman vs. the N.Y. Giants (9/23)
- ✦ Appeared as a reserve defensive lineman at Indianapolis (9/30)
- ✦ Notched two total tackles (one solo) and one tackle for loss vs. Dallas (10/7)
- ✦ Started at nose tackle vs. Buffalo (10/14)
- ✦ Started at nose tackle vs. Jacksonville (10/21)
- ✦ Recorded two total tackles (two solo) and one tackle for loss vs. Miami (10/25)
- ✦ Notched a career-high six total tackles (four solo), one tackle for loss and one forced fumble at Denver (11/4)
- ✦ Started at nose tackle and recorded two total tackles at Washington (11/18)
- ✦ Tallied two total tackles (one solo) vs. Tennessee (11/26)
- ✦ Registered one total tackle vs. Cleveland (12/2)
- ✦ Started at nose tackle vs. Indianapolis (12/9)
- ✦ Notched one total tackle at the N.Y. Jets (12/15)
- ✦ Inactive Weeks 16-17
- ✦ Recorded one solo tackle, one pass defended and notched his first-career interception of Colts QB Andrew Luck in the Wild Card Round vs. Indianapolis (1/5). Became the third interior defensive lineman to record an interception in the postseason since 2000 and the first since Packers DT B.J. Raji in the 2010

NFC Championship Game

## 2017 (Houston 16/8):

- ✦ Recorded 26 total tackles (17 solo), three tackles for loss, two quarterback hits and one fumble recovery in a career-high 16 games played
- ✦ Tied a career high with three total tackles and notched the first tackle for loss of his career vs. Jacksonville (9/10)
- ✦ Recorded two assisted tackles and the first fumble recovery of his career vs. Tennessee (10/1)
- ✦ Made one tackle and recorded the first quarterback hit of his career vs. Cleveland (10/15)
- ✦ Started his first career game at nose tackle at Seattle (10/29)
- ✦ Started his second-consecutive game and recorded three total tackles and a quarterback hit vs. Indianapolis (11/5)
- ✦ Made one tackle in his fourth consecutive start vs. Arizona (11/19)
- ✦ Finished with a career-high four total tackles and had multiple tackles for loss in a game for the first time in his career at Baltimore (11/27)
- ✦ Posted two solo stops while making his fifth start of the season vs. San Francisco (12/10)
- ✦ Produced three total tackles at Jacksonville (12/17)
- ✦ Tied his career high of four total tackles (two solo) at Indianapolis (12/31)

## 2016 (Houston 2/0, 0/0):

- ✦ Spent Weeks 1-4, Week 6, Weeks 13-17 and the postseason on the Texans practice squad
- ✦ Inactive for Week 5 at Minnesota (10/9)
- ✦ Was active for the first time and contributed the first three solo tackles of his season at Denver (10/24) in Week 7
- ✦ Inactive for Week 8 vs. Detroit (10/30)
- ✦ Played but did not record any statistics at Jacksonville (11/13) in Week 10
- ✦ Inactive for Week 11 at Oakland (11/21)

## 2015 (Chicago 1/0; Houston 11/0, 1/0):

- ✦ Played in a combined total of 12 games for Chicago and Houston and recorded nine total tackles, including five solo stops
- ✦ Played in one game for Chicago where he recorded two total tackles (one solo) vs. Arizona (9/20)
- ✦ Signed to the Texans active roster on Oct. 13
- ✦ Played in his first game for the Texans at Jacksonville (10/18)
- ✦ Notched two total tackles at Buffalo (12/6)
- ✦ Registered one solo tackle in the AFC Wild Card Game vs.



## VETERAN BIOS

Kansas City (1/9/16)

### 2014 (Chicago 3/0):

- Made his NFL debut against Detroit (11/27)
- Made one solo tackle and had one pass defended vs. Detroit (12/21)

### COLLEGE:

- Played four seasons (2010-13) at the University of Louisville (Ky.)
- Played in 49 games for the Cardinals, starting 30

- Recorded career totals of 101 tackles, 3.0 sacks, two fumble recoveries and two passes defended

### PERSONAL:

- Attended Pleasure Ridge Park High School in Louisville, Ky.
- Three-year starter and team captain for the Panthers
- Named the team's Most Valuable Player and best offensive lineman in 2009
- Also named the team's top defensive lineman in 2008
- Recorded 65 total tackles and 16.0 sacks as a senior, including 30 solo tackles
- Recorded 50 total tackles and 16.0 sacks his junior year

### BRANDON DUNN'S NFL REGULAR SEASON DEFENSIVE STATISTICS

Lamarion Durr's NFL Season Career Totals																											
TACKLES										INTERCEPTIONS					FUMBLES					ST				MISC			
DATE	TEAM	GP	GS	TK	S	A	TFL	YDS	SK	YDS	QBH	NO	YDS	LG	TD	PD	FF	FR	YDS	TK	S	A	FF	FR	S	A	
2014	Bears	3	0	1	1	0	0	0	0.0	0.0	0	0	0	0	0	1	0	0	0	0	0	0	0	0	0	0	
2015	Bears	1	0	2	1	1	0	0	0.0	0.0	0	0	0	0	0	0	0	0	0	0	0	0	0	0	0	0	
2015	Texans	11	0	7	4	3	0	0	0.0	0.0	0	0	0	0	0	0	0	0	0	0	0	0	0	0	0	0	
2015	TOTAL	12	0	9	5	4	0	0	0.0	0.0	0	0	0	0	0	0	0	0	0	0	0	0	0	0	0	0	
2016	Texans	2	0	3	3	0	0	0	0.0	0.0	0	0	0	0	0	0	0	0	0	0	0	0	0	0	0	0	
2017	Texans	16	8	26	17	9	3	5	0.0	0.0	2	0	0	0	0	0	0	1	0	0	0	0	0	0	0	0	
2018	Texans	14	10	24	13	11	4	6	0.0	0.0	0	0	0	0	0	0	1	0	0	0	0	0	0	0	0	0	
NFL TOTALS		47	18	63	39	24	7	11	0.0	0.0	2	0	0	0	0	1	1	1	0	0	0	0	0	0	0	0	

### BRANDON DUNN'S NFL POSTSEASON DEFENSIVE STATISTICS

		TACKLES									INTERCEPTIONS					FUMBLES					ST				MISC			
DATE	TEAM	GP	GS	TK	S	A	TFL	YDS	SK	YDS	QBH	NO	YDS	LG	TD	PD	FF	FR	YDS	TK	S	A	FF	FR	S	A		
2015	Texans	1	0	1	1	0	0	0	0.0	0.0	0	0	0	0	0	0	0	0	0	0	0	0	0	0	0	0		
2018	Texans	1	1	1	1	0	0	0	0.0	0.0	0	1	0	0	0	1	0	0	0	0	0	0	0	0	0	0		
NFL TOTALS		2	1	2	2	0	0	0	0.0	0.0	0	1	0	0	0	1	0	0	0	0	0	0	0	0	0	0		

### SINGLE-GAME HIGHS: DEFENSIVE

**Total Tackles**  
**Passes Defensed**  
**Forced Fumbles**

6 at Denver Broncos, Nov 04, 2018  
1 vs. Detroit Lions, Dec 21, 2014  
1 at Denver Broncos, Nov 04, 2018

**Fumble Recoveries**  
**Tackles For Loss**

1 vs. Tennessee Titans, Oct 01, 2017  
2 at Baltimore Ravens, Nov 27, 2017

### SINGLE-GAME HIGHS - POSTSEASON: DEFENSIVE

**Total Tackles**  
**Passes Defensed**

2 vs. Indianapolis Colts, Jan 05, 2019  
1 vs. Indianapolis Colts, Jan 05, 2019

**Interceptions**

1 vs. Indianapolis Colts, Jan 05, 2019

# VETERAN BIOS

## 2018 GAME-BY-GAME REGULAR SEASON STATISTICS (TEXANS)

				TACKLES							INTERCEPTIONS					FUMBLES			ST					MISC					
W	DATE	OPPONENT		TK	S	A	SK	YDS	TFL	YDS	QBH	NO	YDS	LG	TD	PD	FF	FR	YDS	TK	S	A	FF	FR	S	A	W/L	SCORE	
01	09/09	at Patriots	P	3	2	1	0.0	0.0	0	0	0	0	0	0	0	0	0	0	0	0	0	0	0	0	0	0	L	20-27	
02	09/16	at Titans	S	5	3	2	0.0	0.0	1	3	0	0	0	0	0	0	0	0	0	0	0	0	0	0	0	0	L	17-20	
03	09/23	Giants	P	0	0	0	0.0	0.0	0	0	0	0	0	0	0	0	0	0	0	0	0	0	0	0	0	0	L	22-27	
04	09/30	at Colts	P	0	0	0	0.0	0.0	0	0	0	0	0	0	0	0	0	0	0	0	0	0	0	0	0	0	W	37-34+	
05	10/07	Cowboys	P	2	1	1	0.0	0.0	1	1	0	0	0	0	0	0	0	0	0	0	0	0	0	0	0	0	W	19-16+	
06	10/14	Bills	S	0	0	0	0.0	0.0	0	0	0	0	0	0	0	0	0	0	0	0	0	0	0	0	0	0	W	20-13	
07	10/21	at Jaguars	S	0	0	0	0.0	0.0	0	0	0	0	0	0	0	0	0	0	0	0	0	0	0	0	0	0	W	20-7	
08	10/25	Dolphins	S	2	2	0	0.0	0.0	1	1	0	0	0	0	0	0	0	0	0	0	0	0	0	0	0	0	W	42-23	
09	11/04	at Broncos	S	6	4	2	0.0	0.0	1	1	0	0	0	0	0	0	0	1	0	0	0	0	0	0	0	0	W	19-17	
11	11/18	at Redskins	S	2	0	2	0.0	0.0	0	0	0	0	0	0	0	0	0	0	0	0	0	0	0	0	0	0	W	23-21	
12	11/26	Titans	S	2	1	1	0.0	0.0	0	0	0	0	0	0	0	0	0	0	0	0	0	0	0	0	0	0	W	34-17	
13	12/02	Browns	S	1	0	1	0.0	0.0	0	0	0	0	0	0	0	0	0	0	0	0	0	0	0	0	0	0	W	29-13	
14	12/09	Colts	S	0	0	0	0.0	0.0	0	0	0	0	0	0	0	0	0	0	0	0	0	0	0	0	0	0	L	21-24	
15	12/15	at Jets	S	1	0	1	0.0	0.0	0	0	0	0	0	0	0	0	0	0	0	0	0	0	0	0	0	0	W	29-22	
16	12/23	at Eagles		INACTIVE																								L	30-32
17	12/30	Jaguars		INACTIVE																								W	20-3
2018 TOTALS			14-10	24	13	11	0.0	0.0	4	6	0	0	0	0	0	0	1	0	0	0	0	0	0	0	0	0	11-5		

+ - Overtime

## 2018 GAME-BY-GAME POSTSEASON STATISTICS (TEXANS)

				TACKLES							INTERCEPTIONS					FUMBLES			ST					MISC					
W	DATE	OPPONENT		TK	S	A	SK	YDS	TFL	YDS	QBH	NO	YDS	LG	TD	PD	FF	FR	YDS	TK	S	A	FF	FR	S	A	W/L	SCORE	
01	01/05	Colts	S	1	1	0	0.0	0.0	0	0	0	1	0	0	0	1	0	0	0	0	0	0	0	0	0	0	0	L	7-21
2018 TOTALS				1-1	1	1	0	0.0	0.0	0	0	0	1	0	0	0	1	0	0	0	0	0	0	0	0	0	0	0-1	



# KA'IMI FAIRBAIRN

KICKER

6-0 | 183 | UCLA

HOMETOWN: KAILUA, HAWAII | AGE: 25

4TH NFL SEASON | 4TH WITH TEXANS | ACQUIRED: CFA-'16

2018 GP/GS (POST): 16/0 (1/0) | CAREER GP/GS (POST): 32/0 (1/0)

TEAMS: HOU '16-18



7

**TRANSACTIONS:** Signed by the Houston Texans as a college free agent on May 5, 2016.

## 2018 (Houston 16/0; 1/0):

- Set franchise records and led the NFL in points scored (150) and field goals made (37) in 2018. Connected on his final 15 field goal attempts of the 2018 NFL season
- Connected on both field goal attempts, two extra points and recorded touchbacks on four of his five kickoffs at New England (9/9)
- Scored five total points on one made field goal and two made extra point attempts at Tennessee (9/16)
- Made all three field goal attempts, including a season-long 54-yarder, and one extra point vs. the N.Y. Giants (9/23)
- Connected on three-of-four field goals including a 29-yarder to tie the game in overtime and his first career game-winning field goal, a 37-yarder, at Indianapolis (9/30)
- Scored 13 total points on four made field goals and one made extra point attempt vs. Dallas (10/7). Made a game-winning 36-yard field goal in overtime. Became the first NFL kicker to hit game-winning field goals in overtime in consecutive games since Eagles K David Akers in Weeks 10-11 of the 2000 season
- Made two field goals and two extra point attempts vs. Buffalo (10/14)
- Scored eight total points on two made field goals and two made extra points at Jacksonville (10/21)
- Connected on all six extra point attempts vs. Miami (10/25)
- Scored seven total points on two made field goals and one made extra point attempt at Denver (11/4)
- Scored 11 total points on three made field goals and two made extra point attempts at Washington (11/18)
- Made two field goals and three extra points vs. Tennessee (11/26). Set the franchise record for the most points scored through 12 weeks of a season
- Scored 17 total points on five made field goals and two made extra point attempts vs. Cleveland (12/2). Set new single-game career highs with five made field goals and 17 points scored and broke the franchise record for the most points scored through 13 weeks of a season with 116
- Went 3-for-3 on extra point attempts vs. Indianapolis (12/9)
- Connected on all five field goal attempts and two extra point attempts at the N.Y. Jets (12/15). Tied his season high for points scored (17) and field goals made (five)
- Scored six total points on one made field goal and three made extra point attempts at Philadelphia (12/23). Passed Shayne Graham (138 in 2012) for the most points scored in a single season in franchise history

- Scored eight total points on two made field goals and two made extra point attempts and passed Nick Novak (35 in 2016) for the most field goals made in a single season in Texans history (37) vs. Jacksonville (12/30)
- Connected one extra point attempt in his postseason debut in the Wild Card Round vs. Indianapolis (1/5)

## 2017 (Houston 16/0):

- Made 11 straight field goal attempts to start the 2017 season, the most consecutive field goals made to start a Texans career in franchise history
- Recorded 49 touchbacks, which is a single-season franchise record and tied for the seventh-most touchbacks in the NFL in 2017
- Produced 92 points, which is the most by a first-year player in Texans history and the third-most by a rookie in 2017
- Added one extra point while recording touchbacks on both his kicks in his NFL debut vs. Jacksonville (9/10)
- Attempted and made his first two career field goals while accounting for over half of the team's points at Cincinnati (9/14)
- Converted all four field goals and three extra point attempts to produce 15 points at New England (9/24)
- Tallied three field goal conversions and six extra points to produce 15 total points of offense for the second consecutive week vs. Tennessee (10/1)
- Converted his tenth-consecutive field goal attempt and recorded touchbacks on all six of his kickoffs vs. Cleveland (10/15)
- Extended his franchise record by converting his 11th straight kick to start his Texans career at Seattle (10/29)
- Converted both extra point attempts and produced two touchbacks on kickoffs vs. Indianapolis (11/5)
- Made all four extra point attempts, added one field goal and booted two kickoffs for touchbacks vs. Arizona (11/19)
- Scored 10 total points on three made field goal attempts and one extra point conversion at Baltimore (11/27)
- Converted two field goal attempts, added one point after attempt and recorded touchbacks on all four kickoffs at Tennessee (12/3)
- Connected on a career-long 55-yard field goal and added an extra point vs. San Francisco (12/10)
- Launched a 52-yard field goal, converted on another kick and added on successfully extra point try at Indianapolis (12/31)

## 2016 (Houston 0/0, 0/0):

- Placed on the Reserve/Injured List on Aug. 30

## CAREER AT UCLA:

## VETERAN BIOS

- Played four seasons (2012-15) at the University of California, Los Angeles
- Lou Groza Award winner in 2015
- Became the all-time leading scorer for the Pac-12 Conference and UCLA during the 2015 season
- A consensus first-team All-America selection (AP, FWAA, AFCA, Walter Camp, SI.com) following his senior season
- Finished his career by connecting on 41 straight field goal attempts from 35 yards and in
- Tied a UCLA record by connecting on a 60-yard field goal in 2015
- Handled all of the Bruins' placekicking chores in his four seasons with the program
- Added kickoff duty in years two, three and four
- First Bruin to score more than 100 points in four straight seasons

- Full name is John Christian Ka'iminoeauloameka'ikeokekumupa'a Fairbairn
- Attended Punahou School in Honolulu
- Name is pronounced Ka'imi (Kuh-EE-me) Fairbairn (Fair-Bairn)
- Two-star recruit according to Rivals.com and Scout.com
- As a senior, put 95 percent of his kickoffs into the end zone, and hit 13-of-18 field goal tries, including one from 55 yards
- Named first-team all-state as a senior and junior and to the All-ILH Division Team
- Earned second-team all-state honors as a sophomore
- Three-year winner of the Special Team MVP Award
- Also played soccer (central defender) for coach Dave Trifonovitch
- Named first-team all-state as a senior and junior for the two-time state champs
- ILH Defensive Player of the Year his last two seasons.
- Born in Kailua, Hawaii

### PERSONAL:

KA'IMI FAIRBAIRN'S NFL REGULAR SEASON KICKING STATISTICS											
DATE	TEAM	GP	FGM	FGA	PCT.	LG	XP	XPA	PCT.	BLK	PTS
2016	Texans	0	0	0	0.0	0	0	0	0.0	0	0
2017	Texans	16	20	25	80.0	55	32	35	91.4	0	92
2018	Texans	16	37	42	88.1	54	39	41	95.1	0	150
NFL TOTALS		32	57	67	85.1	55	71	76	93.4	0	242

KA'IMI FAIRBAIRN'S NFL POSTSEASON KICKING STATISTICS											
DATE	TEAM	GP	FGM	FGA	PCT.	LG	XP	XPA	PCT.	BLK	PTS
2018	Texans	1	0	0	0.0	0	1	1	100.0	0	1
NFL TOTALS		1	0	0	0.0	0	1	1	100.0	0	1

KA'IMI FAIRBAIRN'S NFL REGULAR SEASON FIELD-GOAL ACCURACY STATISTICS											
DATE TEAM		1-19	PCT.	20-29	PCT.	30-39	PCT.	40-49	PCT.	50+	PCT.
2016	Texans	0-0	0.0	0-0	0.0	0-0	0.0	0-0	0.0	0-0	0.0
2017	Texans	0-0	0.0	3-4	75.0	8-10	80.0	6-7	85.7	3-4	75.0
2018	Texans	1-1	100.0	9-9	100.0	11-11	100.0	12-15	80.0	4-6	66.7
NFL TOTALS		1-1	100.0	12-13	92.3	19-21	90.5	18-22	81.8	7-10	70.0

### SINGLE-GAME HIGHS: KICKER

Field Goals Made	5 at New York Jets, Dec 15, 2018 ...1 more at 5.	PAT Attempts Points	7 vs. Tennessee Titans, Oct 01, 2017 17 at New York Jets, Dec 15, 2018 ...1 more at 17.
Field Goal Attempts	5 at New York Jets, Dec 15, 2018 ...3 more at 5.	Special Teams Tackles	1 at Philadelphia Eagles, Dec 23, 2018 ...1 more at 1.
Longest Field Goals Made	55 vs. San Francisco 49ers, Dec 10, 2017		
PATs Made	6 vs. Miami Dolphins, Oct 25, 2018 ...1 more at 6.		

### SINGLE-GAME HIGHS - POSTSEASON: KICKER

PATs Made	1 vs. Indianapolis Colts, Jan 05, 2019	Points	1 vs. Indianapolis Colts, Jan 05, 2019
PAT Attempts	1 vs. Indianapolis Colts, Jan 05, 2019		



# VETERAN BIOS


## 2018 GAME-BY-GAME REGULAR SEASON STATISTICS (TEXANS)

W	DATE	OPPONENT	P	FIELD GOALS				EXTRA POINTS				PTS	W/L	SCORE
				FGM	FGA	PCT	LG	XP	XPA	PCT	BLK			
01	09/09	at Patriots	P	2	2	100.0	42	2	2	100.0	0	8	L	20-27
02	09/16	at Titans	P	1	2	50.0	34	2	2	100.0	0	5	L	17-20
03	09/23	Giants	P	3	3	100.0	54	1	1	100.0	0	10	L	22-27
04	09/30	at Colts	P	3	4	75.0	40	4	4	100.0	0	13	W	37-34+
05	10/07	Cowboys	P	4	5	80.0	36	1	1	100.0	0	13	W	19-16+
06	10/14	Bills	P	2	2	100.0	33	2	2	100.0	0	8	W	20-13
07	10/21	at Jaguars	P	2	2	100.0	48	2	2	100.0	0	8	W	20-7
08	10/25	Dolphins	P	0	0	0.0	0	6	6	100.0	0	6	W	42-23
09	11/04	at Broncos	P	2	2	100.0	46	1	2	50.0	0	7	W	19-17
11	11/18	at Redskins	P	3	5	60.0	54	2	2	100.0	0	11	W	23-21
12	11/26	Titans	P	2	2	100.0	47	4	4	100.0	0	10	W	34-17
13	12/02	Browns	P	5	5	100.0	53	2	2	100.0	0	17	W	29-13
14	12/09	Colts	P	0	0	0.0	0	3	3	100.0	0	3	L	21-24
15	12/15	at Jets	P	5	5	100.0	53	2	2	100.0	0	17	W	29-22
16	12/23	at Eagles	P	1	1	100.0	30	3	4	75.0	0	6	L	30-32
17	12/30	Jaguars	P	2	2	100.0	24	2	2	100.0	0	8	W	20-3
2018 TOTALS				16	37	42	88.1	54	39	41	95.1	0	150	11-5

+ - Overtime

## 2018 GAME-BY-GAME POSTSEASON STATISTICS (TEXANS)

W	DATE	OPPONENT	P	FIELD GOALS				EXTRA POINTS				PTS	W/L	SCORE
				FGM	FGA	PCT	LG	XP	XPA	PCT	BLK			
01	01/05	Colts	P	0	0	0.0	0	1	1	100.0	0	1	L	7-21
2018 TOTALS				1	0	0	0.0	1	1	100.0	0	1	0-1	



# DARREN FELLS

TIGHT END

6-7 | 270 | CALIFORNIA-IRVINE

HOMETOWN: FULLERTON, CALIF. | AGE: 33

6TH NFL SEASON | 1ST WITH TEXANS | ACQUIRED: FA-'19

2018 GP/GS: 16/11 | CAREER GP/GS (POST): 71/49 (3/2)

TEAMS: ARI '13-16; DET '17; CLE '18; HOU '19



87

**TRANSACTIONS:** Signed by the Seattle Seahawks on March 6, 2013...Waived by the Seahawks on May 8, 2013...Signed by the Seahawks on May 20, 2013...Waived by the Seahawks on Aug. 31, 2013...Signed to the Arizona Cardinals' practice squad on Oct. 9, 2013...Signed by the Cardinals on Jan. 1, 2014...Re-signed by the Cardinals on Feb. 1, 2016...Signed by the Detroit Lions as an unrestricted free agent on March 11, 2017...Signed by the Cleveland Browns as an unrestricted free agent on March 15, 2018...Signed by the Houston Texans as a free agent on March 18, 2019.

## CAREER:

- Registered 68 receptions for 830 yards (12.2 avg.) and 10 touchdowns in 70 career games played with 48 starts for three NFL franchises
- Tallied five receptions for 51 yards (10.2 avg.) and two touchdowns in three career postseason games
- Played professional basketball internationally in Argentina, Mexico, France, Belgium and Finland before returning to the United States to play football in 2013

## 2018 (Cleveland 16/11):

- Recorded 11 receptions for 117 yards (10.6 avg.) and three touchdowns, and helped the Browns rushing offense improve from 4.46 yards per carry in 2017 to 4.61 in 2018
- Hauled in a career-long 49-yard touchdown at Oakland (9/30)
- Tallied one reception for six yards (6.0 avg.) and one touchdown at Cincinnati (11/25)
- Notched a season-high three receptions for 18 yards (6.0 avg.) and one touchdown vs. Cincinnati (12/23)

## 2017 (Detroit 16/13):

- Finished with 17 receptions for 177 yards (10.4 avg.) and three touchdowns in 16 games played
- Registered four receptions for 40 yards (10.0 avg.) at Minnesota (10/1)
- Hauled in two receptions for 24 yards (12.0 avg.) and a career-high two touchdowns vs. Carolina (10/8)
- Caught two passes for 26 yards (13.0 avg.) and one touchdown at New Orleans (10/15)

## 2016 (Arizona 14/7):

- Tallied 14 receptions for 154 yards (11.0 avg.) and one interception in 14 games played
- Helped block for an offense which recorded the third-most rushing touchdowns (20) in the NFL

- Matched a career high with four receptions for 31 yards (7.8 avg.) vs. Tampa Bay (9/18)
- Hauled in a 37-yard touchdown reception at the L.A. Rams (1/1/17)

## 2015 (Arizona 14/12; 2/1):

- Registered a career-high 21 receptions for 311 yards (14.8 avg.) and three touchdowns in 14 games played
- Notched four receptions for a career-high 82 yards (20.5 avg.) and one touchdown vs. New Orleans (9/13)
- Caught two passes for 25 yards (12.5 avg.) and one touchdown at Detroit (10/11)
- Hauled in an 18-yard touchdown vs. Cincinnati (11/22)
- Recorded three receptions for 54 yards (18.0 avg.) at Philadelphia (12/20)
- Finished with two receptions for 36 yards (18.0 avg.) and one touchdown at Carolina in the NFC Championship Game (1/24/16)

## 2014 (Arizona 10/5; 1/1):

- Recorded five receptions for 71 yards (14.2 avg.) in 10 games as a rookie
- Notched two receptions for 39 yards (19.5 avg.) at San Francisco (12/28)
- Caught one pass for one yard (1.0 avg.) and his first-career touchdown in his postseason debut in the Wild Card Playoff at Carolina (1/3/15)

## COLLEGE:

- Played basketball for four seasons (2004-08) at the University of California, Irvine (Calif.)
- Averaged 10.2 points and 6.3 rebounds per game in 123 career games (93 starts)
- Earned second-team All-Big West honors as a senior in 2007-08
- Named All-Big West honorable mention as a sophomore in 2005-06 and again as a junior in 2006-07

## PERSONAL:

- Attended Fullerton (Calif.) High School
- Earned all-state honors as a tight end in football, and was an All-CIF Southern Section II-A first-team selection
- Brother, Daniel, is a former NFL tight end for the New England Patriots, New York Giants, Denver Broncos and St. Louis Rams
- Played professional basketball internationally in Argentina, Mexico, France, Belgium and Finland before returning to the United States to play football
- Majored in sociology at UC Irvine

# VETERAN BIOS

## DARREN FELLS' NFL REGULAR SEASON RUSHING/RECEIVING STATISTICS

DATE	TEAM	GP	GS	RECEIVING					RUSHING				
				NO.	YDS	AVG	LG	TD	NO.	YDS.	AVG.	LG	TD
2013	Cardinals	0	0	0	0	0.0	0	0	0	0	0.0	0	0
2014	Cardinals	10	5	5	71	14.2	24	0	0	0	0.0	0	0
2015	Cardinals	15	13	21	311	14.8	48	3	0	0	0.0	0	0
2016	Cardinals	14	7	14	154	11.0	37t	1	0	0	0.0	0	0
2017	Lions	16	13	17	177	10.4	23	3	0	0	0.0	0	0
2018	Browns	16	11	11	117	10.6	49t	3	0	0	0.0	0	0
NFL TOTALS		71	49	68	830	12.2	49t	10	0	0	0.0	0	0

## DARREN FELLS' NFL POSTSEASON RUSHING/RECEIVING STATISTICS

DATE	TEAM	GP	GS	RECEIVING					RUSHING				
				NO.	YDS	AVG	LG	TD	NO.	YDS.	AVG.	LG	TD
2014	Cardinals	1	1	1	1	1.0	1t	1	0	0	0.0	0	0
2015	Cardinals	2	1	4	50	12.5	21t	1	0	0	0.0	0	0
NFL TOTALS		3	2	5	51	10.2	21t	2	0	0	0.0	0	0

## SINGLE-GAME HIGHS: RUSHING/RECEIVING

<b>Receptions</b>	4 at Minnesota Vikings, Oct 01, 2017 ...2 more at 4.	<b>Kickoff Returns</b>	1 vs. Chicago Bears, Dec 16, 2017
<b>Receiving Yards</b>	82 vs. New Orleans Saints, Sep 13, 2015	<b>Kickoff Return Yards</b>	10 vs. Chicago Bears, Dec 16, 2017
<b>Longest Receptions</b>	49t at Oakland Raiders, Sep 30, 2018	<b>Longest Kickoff Return</b>	10 vs. Chicago Bears, Dec 16, 2017
<b>Receiving TDs</b>	2 vs. Carolina Panthers, Oct 08, 2017	<b>Miscellaneous Tackles</b>	1 vs. Carolina Panthers, Oct 08, 2017 ...1 more at 1.
<b>All-purpose yards</b>	82 vs. New Orleans Saints, Sep 13, 2015	<b>Most TDs</b>	2 vs. Carolina Panthers, Oct 08, 2017

## SINGLE-GAME HIGHS - POSTSEASON: RUSHING/RECEIVING

<b>Receptions</b>	2 at Carolina Panthers, Jan 24, 2016 ...1 more at 2.	<b>Receiving TDs</b>	1 at Carolina Panthers, Jan 24, 2016 ...1 more at 1.
<b>Receiving Yards</b>	36 at Carolina Panthers, Jan 24, 2016	<b>All-purpose yards</b>	36 at Carolina Panthers, Jan 24, 2016
<b>Longest Receptions</b>	21t at Carolina Panthers, Jan 24, 2016	<b>Most TDs</b>	1 at Carolina Panthers, Jan 24, 2016 ...1 more at 1.

# VETERAN BIOS

## 2018 GAME-BY-GAME REGULAR SEASON STATISTICS (BROWNS)

W	DATE	OPPONENT	P/S	RECEIVING				RUSHING				TD	W/L	SCORE
				NO	YDS	LG	TD	ATT	YDS	LG	TD			
01	09/09	Steelers	S	1	12	12	0	0	0	0	0	0	L	21-21
02	09/16	at Saints	S	2	15	9	0	0	0	0	0	0	L	18-21
03	09/20	Jets	S	0	0	0	0	0	0	0	0	0	W	21-17
04	09/30	at Raiders	P	1	49	49t	1	0	0	0	0	0	L	42-45+
05	10/07	Ravens	S	1	8	8	0	0	0	0	0	0	W	12-9+
06	10/14	Chargers	P	0	0	0	0	0	0	0	0	0	L	14-38
07	10/21	at Buccaneers	P	0	0	0	0	0	0	0	0	0	L	23-26+
08	10/28	at Steelers	S	1	6	6	0	0	0	0	0	0	L	18-33
09	11/04	Chiefs	P	0	0	0	0	0	0	0	0	0	L	21-37
10	11/11	Falcons	S	0	0	0	0	0	0	0	0	0	W	28-16
12	11/25	at Bengals	S	1	6	6t	1	0	0	0	0	0	W	35-20
13	12/02	at Texans	S	0	0	0	0	0	0	0	0	0	L	13-29
14	12/09	Panthers	S	0	0	0	0	0	0	0	0	0	W	26-20
15	12/15	at Broncos	P	0	0	0	0	0	0	0	0	0	W	17-16
16	12/23	Bengals	S	3	18	9	1	0	0	0	0	0	W	26-18
17	12/30	at Ravens	S	1	3	3	0	0	0	0	0	0	L	24-26
2018 TOTALS			16-11	11	117	49t	3	0	0	0	0	0	7-9	

+ - Overtime





# JOSH FERGUSON

RUNNING BACK

5-10 | 205 | ILLINOIS

HOMETOWN: NAPERVILLE, ILL. | AGE: 26

3RD NFL SEASON | 1ST WITH TEXANS | ACQUIRED: FA-'18

CAREER GP/GS: 26/0

TEAMS: IND '16-18; HOU '18



40

**TRANSACTIONS:** Signed with the Indianapolis Colts as a college free agent on May 2, 2016...Waived by the Colts on Sept. 8, 2017...Signed to the Colts practice squad on Oct. 17, 2017...Signed to the Colts active roster on Oct. 20, 2017...Waived by the Colts on Sept. 18, 2018...Signed to the Houston Texans practice squad on Oct. 17, 2018...Released from the Texans practice squad on Oct. 23, 2018...Signed to the New England Patriots practice squad on Nov. 7, 2018...Released from the Patriots practice squad on Nov. 9, 2018...Signed to the Texans practice squad on Nov. 12, 2018...Signed by the Texans on Jan. 7, 2019.

## 2018 (Houston 0/0):

- Spent Weeks 1-2 on the Colts Reserve/Injured list before being waived on Sept. 18
- Signed to the Texans practice squad prior to Week 7
- Released from the Texans practice squad following Week 7
- Returned to the Texans practice squad prior to Week 11 after a short stint on the Patriots practice squad
- Spent Weeks 11-17 and the postseason as a member of the Texans practice squad

## 2017 (Indianapolis 10/0):

- Spent the offseason, training camp and preseason with the Colts
- Signed to the Colts active roster prior to Week 7
- Appeared in 10 games, contributing on special teams and as a reserve running back
- Rushed one time for five yards and caught three passes for 16 yards (5.3 avg.) on offense
- Returned five kickoffs for 86 yards (17.2 avg.)

## 2016 (Indianapolis 16/0):

- Appeared in all 16 games as a rookie
- Tallied 20 yards rushing on 15 carries (1.3 avg.) and caught 20 passes for 136 yards (6.8 avg.)
- Returned four kickoffs for 80 yards (20.0 avg.) for the season
- Notched a career-high seven receptions for 33 yards (4.7 avg.) in Week 4 at Jacksonville (10/2)

## COLLEGE:

- Played four seasons (2012-15) at the University of Illinois in

- Champaign, Ill. after redshirting the 2011 campaign due to injury
- Recorded 2,586 yards rushing and 18 touchdowns on 505 carries (5.1 avg.) in 47 career games for the Fighting Illini
- Tallied 168 receptions for 1,507 yards (9.0 avg.) and eight receiving touchdowns during his collegiate career
- Earned All-Big Ten Third Team honors as a senior in 2015
- Rushed 129 times for 708 yards (5.49 avg.) and three touchdowns as a senior
- Ran for more than 100 yards in three games in 2015 and ranked fourth on the team in receptions and receiving yards
- Named team captain and awarded the Illini's Offensive Player of the Year award as a senior
- Led the Illini in rushing attempts (146), rushing yards (735), rushing touchdowns (eight), all-purpose yards (1,162), scoring (60), was second on the team in receptions (50) and third in receiving yards (427) as a junior in 2014
- Tallied 779 yards on 141 carries (5.5 avg.) and seven touchdowns, while catching 50 passes for 535 yards (10.7 avg.) and four touchdowns as a sophomore
- Led the team with 11 total touchdowns and ranked ninth in the Big Ten in all-purpose yards per game (112.6) in 2013
- Led the Illini in all-purpose yards (907) as a redshirt freshman in 2012
- Rushed for 312 yards on 75 carries (4.2 avg.) and caught 29 passes for 251 yards (8.7 avg.) as a redshirt freshman
- Appeared in three games as a true freshman in 2011 before missing the final 10 games of the season due to injury and was awarded a medical redshirt

## PERSONAL:

- Attended Joliet (Ill.) Catholic High School
- Tallied 145 carries for 1,868 yards (12.9 avg.) and 25 touchdowns as a senior in 2010
- Earned first-team All-State honors from the *Chicago Tribune* and Class 5A All-State from the Illinois High School Football Coaches Association
- Named MVP of the East Suburban Catholic League and was named an All-Area selection by the *Chicago Sun-Times*
- Son of Danielle and Collin Ferguson
- Majored in kinesiology

# VETERAN BIOS

## JOSH FERGUSON'S NFL REGULAR SEASON RUSHING/RECEIVING STATISTICS

Drew Brees' 2018 Season Record, Receiving Statistics													
				RUSHING					RECEIVING				
DATE	TEAM	GP	GS	NO.	YDS.	AVG.	LG	TD	NO.	YDS	AVG	LG	TD
2016	Colts	16	0	15	20	1.3	11	0	20	136	6.8	14	0
2017	Colts	10	0	1	5	5.0	5	0	3	16	5.3	8	0
2018	Colts	0	0	0	0	0.0	0	0	0	0	0.0	0	0
2018	Texans	0	0	0	0	0.0	0	0	0	0	0.0	0	0
2018	TOTAL	0	0	0	0	0.0	0	0	0	0	0.0	0	0
NFL	TOTALS	26	0	16	25	1.6	11	0	23	152	6.6	14	0

## JOSH FERGUSON'S NFL POSTSEASON RUSHING/RECEIVING STATISTICS

		RUSHING						RECEIVING					
DATE	TEAM	GP	GS	NO.	YDS.	AVG.	LG	TD	NO.	YDS	AVG	LG	TD
2018	Texans	0	0	0	0	0.0	0	0	0	0	0.0	0	0
NFL TOTALS		0	0	0	0	0.0	0	0	0	0	0.0	0	0

## SINGLE-GAME HIGHS: RUSHING/RECEIVING

<b>Rush Attempts</b>	5 at New York Jets, Dec 05, 2016	<b>All-purpose yards</b>	68 at Jacksonville Jaguars, Dec 03, 2017
<b>Rushing Yards</b>	11 at New York Jets, Dec 05, 2016	<b>Kickoff Returns</b>	3 at Jacksonville Jaguars, Dec 03, 2017
<b>Longest Runs</b>	11 at New York Jets, Dec 05, 2016	<b>Kickoff Return Yards</b>	52 at Jacksonville Jaguars, Dec 03, 2017
<b>Receptions</b>	7 at Jacksonville Jaguars, Oct 02, 2016	<b>Longest Kickoff Return</b>	24 vs. Pittsburgh Steelers, Nov 24, 2016
<b>Receiving Yards</b>	33 at Jacksonville Jaguars, Oct 02, 2016	<b>Punt Returns</b>	1 vs. Kansas City Chiefs, Oct 30, 2016
<b>Longest Receptions</b>	14 vs. Los Angeles Chargers, Sep 25, 2016	<b>Special Teams Tackles</b>	1 vs. Houston Texans, Dec 11, 2016
	...1 more at 14.		...3 more at 1.

## 2018 GAME-BY-GAME REGULAR SEASON STATISTICS (COLTS/TEXANS)

		RUSHING				RECEIVING				TD	W/L	SCORE
W	DATE	OPPONENT	P/S	ATT	YDS	LG	TD	NO	YDS	LG		
01	09/09	Bengals					RESERVE/INJURED				L	23-34
02	09/16	at Redskins					RESERVE/INJURED				W	21-9
							Went from <b>Colts</b> to <b>Texans</b> .					
07	10/21	at Jaguars					PRACTICE SQUAD				W	20-7
08	10/25	Dolphins					NOT ON ROSTER				W	42-23
11	11/18	at Redskins					PRACTICE SQUAD				W	23-21
12	11/26	Titans					PRACTICE SQUAD				W	34-17
13	12/02	Browns					PRACTICE SQUAD				W	29-13
14	12/09	Colts					PRACTICE SQUAD				L	21-24
15	12/15	at Jets					PRACTICE SQUAD				W	29-22
16	12/23	at Eagles					PRACTICE SQUAD				L	30-32
17	12/30	Jaguars					PRACTICE SQUAD				W	20-3
2018	TOTALS		0-0	0	0	0	0	0	0	0	8-3	

## 2018 GAME-BY-GAME POSTSEASON STATISTICS (TEXANS)

		RUSHING				RECEIVING				TD	W/L	SCORE
W	DATE	OPPONENT	P/S	ATT	YDS	LG	TD	NO	YDS	LG		
01	01/05	Colts					PRACTICE SQUAD				L	7-21
2018	TOTALS		0-0	0	0	0	0	0	0	0	0-1	



# D'ONTA FOREMAN

**RUNNING BACK**

**6-1 | 236 | TEXAS**

**HOMETOWN: TEXAS CITY, TEXAS | AGE: 23**

**3RD NFL SEASON | 3RD WITH TEXANS | ACQUIRED: D3-'17**

**2018 GP/GS (POST): 1/0 (1/0) | CAREER GP/GS (POST): 11/1 (1/0)**

**TEAMS: HOU '17-'18**



**27**

**TRANSACTIONS:** Selected by the Houston Texans with the 25th pick in the third round (89th overall) of the 2017 NFL Draft.

## 2018 (Houston 1/0; 1/0):

- Finished with two receptions for 28 yards (14.0 avg.) and one touchdown and rushed seven times for -1 yards (-1.0 avg.) in one game in 2018
- Placed on the Reserve/Physically Unable to Perform list on Sept. 1
- Activated off the Reserve/Physically Unable to Perform list on Dec. 4, 2018
- Inactive Weeks 14-15
- Caught two passes for 28 yards (14.0 avg.) and his first-career touchdown reception in his season debut at Philadelphia (12/23)
- Inactive Week 17 vs. Jacksonville (12/30)
- Recorded one rush for three yards (3.0 avg.) in his postseason debut in the Wild Card Round vs. Indianapolis (1/5)

## 2017 (Houston 10/1):

- Rushed for 327 yards and two touchdowns on 78 carries, adding six receptions for 83 yards in 10 games played as a rookie
- Recorded one carry for four yards in his NFL debut vs. Jacksonville (9/10)
- Carried 12 times for 40 yards and had a nine-yard rush at Cincinnati (9/14)
- Tallied eight rushing attempts for 25 yards and two receptions for 65 yards, totalling a team-high 90 yards of offense at New England (9/24)
- Recorded a career-high 13 rushing attempts for 45 yards with a 16-yard rush vs. Tennessee (10/1)
- Produced 34 rushing yards on four carries, including a 25-yard rush vs. Kansas City (10/8)
- Registered 59 rushing yards, including a career-long 39-yard rush, on 12 carries vs. Cleveland (10/15)
- Recorded a team-high 11 carries for 37 yards vs. Indianapolis (11/5)
- Made the first start of his NFL career and recorded seven rushes for 18 yards at the Los Angeles Rams (11/12)
- Tallied a career-high 65 rushing yards and scored the first two touchdowns of his NFL career vs. Arizona (11/19). Added a career-most three receptions for 15 yards to finish the game with 13 offensive touches for 80 yards and two touchdowns including a 34-yard touchdown run to seal the 31-21 victory late in the fourth quarter
- Placed on the Reserve/Injured list on Nov. 22

- Played three seasons (2014-16) at the University of Texas at Austin
- Played in 28 career games with 10 starts, all coming in 2016
- Rushed for 2,782 yards in his career (ninth-most in school history) and 20 touchdowns
- Posted 15 career 100-yard rushing games, including a school-record 13 straight to end his Longhorns' career
- Was a 2016 consensus All-American, making him the first UT running back to earn those honors since Ricky Williams in 1998
- Also a finalist for the Earl Campbell Tyler Rose Award
- Finished eighth in Heisman Trophy voting in 2016
- Doak Walker Award (2016)
- Earl Campbell Tyler Rose Award (2016)
- First-team All-American by the Associated Press, Sporting News, Football Writers Association of America, American Football Coaches Association, ESPN.com, Sports Illustrated, FOX Sports, CBS Sports, Phil Steele and USA Today (2016)
- Walter Camp Football Foundation second-team All-American (2016)
- Heisman Trophy Candidate (8th - 2016)
- Recipient of the 2016 Doak Walker Award
- Named a consensus first-team All-American in 2016, making him the first UT running back to earn that distinction since Ricky Williams in 1998
- Named a unanimous first-team All-Big 12 selection at running back by both the Big 12 Conference head coaches and the Associated Press in 2016
- His 2,028 rushing yards in 2016 were second-most in school history and among the top 20 for most in a single-season in NCAA history
- Finished eighth in the Big 12 and led the team in rushing yards (681), while ranking seventh in the league in 100-yard games (four) as a sophomore in 2015
- Played in seven games as a reserve running back and on special teams as a freshman in 2014

## PERSONAL:

- Coached by Leland Surovik at Texas City (Texas) High School
- Four-time district honoree
- Rushed for 4,382 yards (8.2 avg.) and 61 touchdowns in his career
- Participated in the 2014 Semper Fidelis All-American Bowl
- Named second-team 4A All-State as a running back by the Associated Press in 2013
- Shared District 24-4A MVP honors with his brother, Armanti, in 2013
- Ranked the No. 67 running back nationally and No. 143 player in

## COLLEGE:

## VETERAN BIOS

- Texas by 247Sports
- No. 6 athlete recruit in the state by Dave Campbell's Texas Football
- Rushed for 2,102 yards and 31 TDs on 202 carries (10.4 avg) as a senior
- Recorded 22 tackles, including 12 tackles for loss and 5.0 sacks, five pressures, one interception and returned kickoffs

- Helped Texas City to a 12-1 record and an appearance in the 4A DII regional playoffs in 2011
- Tabbed first-team All-District 24-4A as a running back and second-team as a linebacker in 2012
- Rushed 112 times for 1,073 yards (9.6 avg.) and 18 touchdowns as a junior
- Twin brother, Armanti, was a wide receiver for the Longhorns
- Member of the Big 12 Commissioner's Honor Roll (fall 2014)

### D'ONTA FOREMAN'S NFL REGULAR SEASON RUSHING/RECEIVING STATISTICS

				RUSHING					RECEIVING				
DATE	TEAM	GP	GS	NO.	YDS.	AVG.	LG	TD	NO.	YDS	AVG	LG	TD
2017	Texans	10	1	78	327	4.2	39	2	6	83	13.8	34	0
2018	Texans	1	0	7	-1	-0.1	2	0	2	28	14.0	20t	1
<b>NFL TOTALS</b>		<b>11</b>	<b>1</b>	<b>85</b>	<b>326</b>	<b>3.8</b>	<b>39</b>	<b>2</b>	<b>8</b>	<b>111</b>	<b>13.9</b>	<b>34</b>	<b>1</b>

### SINGLE-GAME HIGHS: RUSHING/RECEIVING

<b>Rush Attempts</b>	13 vs. Tennessee Titans, Oct 01, 2017	<b>Receiving TDs</b>	1 at Philadelphia Eagles, Dec 23, 2018
<b>Rushing Yards</b>	65 vs. Arizona Cardinals, Nov 19, 2017	<b>All-purpose yards</b>	92 vs. Arizona Cardinals, Nov 19, 2017
<b>Longest Runs</b>	39 vs. Cleveland Browns, Oct 15, 2017	<b>Kickoff Returns</b>	1 vs. Arizona Cardinals, Nov 19, 2017
<b>Rushing TDs</b>	2 vs. Arizona Cardinals, Nov 19, 2017	<b>Kickoff Return Yards</b>	12 vs. Arizona Cardinals, Nov 19, 2017
<b>Receptions</b>	3 vs. Arizona Cardinals, Nov 19, 2017	<b>Longest Kickoff Return</b>	12 vs. Arizona Cardinals, Nov 19, 2017
<b>Receiving Yards</b>	65 at New England Patriots, Sep 24, 2017	<b>Most TDs</b>	2 vs. Arizona Cardinals, Nov 19, 2017
<b>Longest Receptions</b>	34 at New England Patriots, Sep 24, 2017		

### SINGLE-GAME HIGHS - POSTSEASON: RUSHING/RECEIVING

<b>Rush Attempts</b>	1 vs. Indianapolis Colts, Jan 05, 2019	<b>Longest Runs</b>	3 vs. Indianapolis Colts, Jan 05, 2019
<b>Rushing Yards</b>	3 vs. Indianapolis Colts, Jan 05, 2019	<b>All-purpose yards</b>	3 vs. Indianapolis Colts, Jan 05, 2019

### 2018 GAME-BY-GAME REGULAR SEASON STATISTICS (TEXANS)

			RUSHING				RECEIVING					
W	DATE	OPPONENT P/S	ATT	YDS	LG	TD	NO	YDS	LG	TD	W/L	SCORE
01	09/09	at Patriots									L	20-27
02	09/16	at Titans									L	17-20
03	09/23	Giants									L	22-27
04	09/30	at Colts									W	37-34+
05	10/07	Cowboys									W	19-16+
06	10/14	Bills									W	20-13
07	10/21	at Jaguars									W	20-7
08	10/25	Dolphins									W	42-23
09	11/04	at Broncos									W	19-17
11	11/18	at Redskins									W	23-21
12	11/26	Titans									W	34-17
13	12/02	Browns									W	29-13
14	12/09	Colts									L	21-24
15	12/15	at Jets									W	29-22
16	12/23	at Eagles	P	7	-1	2	0	2	28	20t	1	L 30-32
17	12/30	Jaguars									W	20-3
<b>2018 TOTALS</b>		<b>1-0</b>	<b>7</b>	<b>-1</b>	<b>2</b>	<b>0</b>	<b>2</b>	<b>28</b>	<b>20t</b>	<b>1</b>	<b>11-5</b>	

+ - Overtime



## VETERAN BIOS

### 2018 GAME-BY-GAME POSTSEASON STATISTICS (TEXANS)

W	DATE	OPPONENT	P/S	RUSHING				RECEIVING				TD	W/L	SCORE
				ATT	YDS	LG	TD	NO	YDS	LG	TD			
01	01/05	Colts	P	1	3	3	0	0	0	0	0	0	L	7-21
2018 TOTALS			1-0	1	3	3	0	0	0	0	0	0	0-1	



# WILL FULLER V

WIDE RECEIVER

6-0 | 184 | NOTRE DAME

HOMETOWN: PHILADELPHIA, PA. | AGE: 25

4TH NFL SEASON | 4TH WITH TEXANS | ACQUIRED: D1-'16

2018 GP/GS: 7/7 | CAREER GP/GS (POST): 31/30 (2/2)

TEAMS: HOU '16-'18



15

**TRANSACTIONS:** Selected by the Houston Texans with the 21st pick in the first round (21st overall) of the 2016 NFL Draft.

## 2018 (Houston 7/7):

- Finished with 32 receptions for 502 yards (15.7 avg.) and four touchdowns in seven games in 2018
- Inactive Week 1 at New England (9/9)
- Recorded a team-high 113 receiving yards on eight receptions (14.1 avg.) and one touchdown at Tennessee (9/16)
- Led the team with 101 receiving yards on five receptions (20.2 avg.) and one touchdown vs. the N.Y. Giants (9/23). Became the first Texans player with 100-or-more receiving yards in back-to-back games since he accomplished the feat in Weeks 1-2 of the 2016 season
- Caught four passes for 49 yards (12.3 avg.) and one touchdown at Indianapolis (9/30). Extended his streak of games with a touchdown reception when QB Deshaun Watson starts to seven games. In those seven games with Watson, he has recorded 10 receiving touchdowns
- Notched two receptions for 15 yards (7.5 avg.) vs. Dallas (10/7)
- Finished tied for second on the team with 33 yards receiving on two catches (16.5 avg.) vs. Buffalo (10/14)
- Led the team with 68 yards receiving on six receptions (11.3 avg.) and eclipsed 100 career receptions at Jacksonville (10/21)
- Finished with a team-high 124 yards receiving on five receptions (24.8 avg.), including a career-long 73-yard touchdown vs. Miami (10/25)
- Placed on the Reserve/Injured list on Oct. 30, 2018

## 2017 (Houston 10/10):

- Despite only playing 10 games, compiled 423 yards receiving on 28 receptions and set a single-season career high with seven receiving touchdowns
- Tied for 19th in the NFL in receiving touchdowns and was the only player in the top-30 of receiving touchdowns with fewer than 11 games played
- Scored a touchdown on seven of his first 11 receptions of the season. Since 1991, no player in the NFL has reached seven receiving touchdowns on fewer receptions in a season
- Led the NFL with three games of two-or-more receiving touchdowns
- Became the fourth player in team history with a touchdown reception in four straight games, joining WR DeAndre Hopkins (2017), RB Arian Foster (2014) and WR Andre Johnson (2007, 2010-11)
- Made his season debut vs. Tennessee (10/1) and recorded four

receptions for 35 yards and two touchdowns. This marked his first multi-touchdown reception game and he topped 50 career receptions during the game

- Finished with two receptions for 57 yards and two touchdowns while recording a 49-yard punt return vs. Kansas City (10/8)
- Caught two passes for 62 yards and a game-long 39-yard touchdown pass vs. Cleveland (10/15), extending his touchdown streak to three games
- Hauled in five passes for a career-high 125 yards and two touchdowns at Seattle (10/29). On his first 11 receptions of the season, seven went for touchdowns, making Fuller V the first player since 1991 to accomplish the feat.

## 2016 (Houston 14/13, 2/2):

- Finished third in the NFL among rookie wideouts with 635 receiving yards and sixth with 47 receptions
- With 635 receiving yards this season, passed Jabar Gaffney (483 in 2002) for the third-most receiving yards by a rookie in Texans history
- With 47 receptions in 2016, tied Domanick Williams (47 in 2003) for the fourth-most receptions by a rookie in Texans history
- Only the second rookie in NFL history to record 300 scrimmage yards and a return touchdown in the first four games of a season, and first since 49ers RB Hugh McElhenny in 1952
- Among Texans rookies through their first four career games, Fuller tied for the most touchdowns (two) and ranked second in receiving yards (323) and third in receptions (19)
- Became the first Texans rookie to return a punt for a touchdown and was the first player in Texans history to record a receiving touchdown and a punt return touchdown in the same game vs. Tennessee (10/2). He was also the fourth NFL rookie in the past 15 years to accomplish the feat, joining WR Tavon Austin, WR T.Y. Hilton and WR Dez Bryant
- Caught five passes for a team-leading 107 yards and a touchdown in his first career NFL game vs. Chicago (9/11)
- Became the first rookie first-round draft choice with 100 receiving yards in a season opener since Steelers WR Louis Lipps vs. Kansas City (9/2/84)
- Finished second on the team with four receptions for 104 yards, averaging 26.0 yards per catch, vs. Kansas City (9/18)
- Became the first rookie in Texans history to open a season with two 100-yard receiving games
- Led the team with seven receptions for 81 yards and a touchdown, and also scored a touchdown on his first career punt return, a 67-yard score, vs. Tennessee (10/2)
- Active but did not play in Week 6 vs. Indianapolis (10/16) with an injury

## VETERAN BIOS

- Caught four passes for 22 yards and logged his first career kickoff return for 19 yards at Denver (10/24) in Week 7
- Inactive for Week 10 at Jacksonville (11/13) with an injury
- Tied for second on the team with four receptions for 60 yards, including a long of 33 yards, and returned three punts for 27 yards vs. San Diego (11/27) in Week 12
- Registered five receptions for a team-leading 59 yards and a 16-yard punt return at Green Bay (12/4) in Week 13
- Logged four receptions for 42 yards and his first career rushing attempt, a three-yard loss, in addition to returning four punts for 38 yards and one kickoff return for 12 yards vs. Jacksonville (12/18) in Week 15
- Caught four passes for 37 yards vs. Oakland in the AFC Wild Card round, setting the franchise rookie mark for postseason receptions in a game and was the second-most receiving yards by a Texans rookie in a postseason game
- Registered three receptions for 16 yards at New England (1/14/17) in the AFC Divisional round and passed DeVier Posey (47 in 2012) for the most receiving yards by a rookie in Texans postseason history (53)

### COLLEGE:

- Played three seasons (2013-15) at the University of Notre Dame in South Bend, Ind.
- Had 144 catches for 2,512 receiving yards and 30 touchdowns in his Fighting Irish career
- Named an Associated Press Second-Team All-American and Biletnikoff Award Semifinalist following his senior season in which he compiled 62 catches, 1,258 receiving yards and 14 receiving touchdowns
- Ranked third in the FBS with 15 touchdown catches as a junior in 2014
- Became the fourth player in school history with a pair of touchdown receptions of 72 yards or longer in a single season (Nick Eddy, 1964, Tim Brown, 1986, and Golden Tate, 2009)

- Averaged 17.4 yards per reception and 64.4 yards per game
- Finished second to Michael Floyd (37) for most receiving touchdowns in school history
- Played in 2013 Pinstripe Bowl, 2014 Music City Bowl and 2016 Fiesta Bowl

### PERSONAL:

- Attended Roman Catholic High School in Philadelphia
- First-team receiver on 2012 Pennsylvania Sports Writers AAAA All-State football team
- Named as a receiver to Philadelphia Daily News All-City squad for 2012
- First-team receiver on Philadelphia Inquirer All-Southeastern Pennsylvania team
- Named MVP of Philadelphia Catholic League 4A
- Made 57 receptions in 2012 for 932 yards and eight touchdowns in 2012
- Had 10 catches for 232 yards and two touchdowns in a 2012 win over Cardinal O'Hara
- Also played cornerback
- Honorable mention Pennsylvania all-state pick as a junior
- Grabbed 46 receptions in 2011 for 758 yards and 10 touchdowns on an 8-3 Roman Catholic team
- All Catholic League 4A pick in 2011 as both a receiver and defensive back
- A first-team all-city selection as a sophomore in 2010 by *Philadelphia Daily News*
- Caught 39 passes for 650 yards and nine touchdowns in 2010
- Chosen for Semper Fidelis All-American Bowl and played for East squad
- Played for coach Joe McCort
- Son of Bill Fuller and Megan Mitchell
- Enrolled in the College of Arts and Letters, majoring in Africana studies

### WILL FULLER V'S NFL REGULAR SEASON RUSHING/RECEIVING STATISTICS

RECEIVING													RUSHING				
DATE	TEAM	GP	GS	NO.	YDS	AVG	LG	TD	NO.	YDS.	AVG.	LG	TD				
2016	Texans	14	13	47	635	13.5	53	2	1	-3	-3.0	-3	0				
2017	Texans	10	10	28	423	15.1	59t	7	2	9	4.5	5	0				
2018	Texans	7	7	32	503	15.7	73t	4	0	0	0.0	0	0				
NFL TOTALS		31	30	107	1,561	14.6	73t	13	3	6	2.0	5	0				

### WILL FULLER V'S NFL POSTSEASON RUSHING/RECEIVING STATISTICS

NFL Career Stats (2016-2018 Season), Receiving Statistics													
				RECEIVING					RUSHING				
DATE	TEAM	GP	GS	NO.	YDS	AVG	LG	TD	NO.	YDS.	AVG.	LG	TD
2016	Texans	2	2	7	53	7.6	19	0	0	0	0.0	0	0
2018	Texans	0	0	0	0	0.0	0	0	0	0	0.0	0	0
NFL TOTALS		2	2	7	53	7.6	19	0	0	0	0.0	0	0

## VETERAN BIOS

### WILL FULLER V'S NFL REGULAR SEASON RETURN STATISTICS

DATE TEAM	RET.	KICKOFF RETURNS					PUNT RETURNS				
		YDS.	AVG.	LG	TD	NO.	FC	YDS	AVG	LG	TD
2016 Texans	2	31	15.5	19	0	11	6	165	15.0	67t	1
2017 Texans	0	0	0.0	0	0	9	6	135	15.0	49	0
2018 Texans	0	0	0.0	0	0	0	0	0	0.0	0	0
<b>NFL TOTALS</b>	<b>2</b>	<b>31</b>	<b>15.5</b>	<b>19</b>	<b>0</b>	<b>20</b>	<b>12</b>	<b>300</b>	<b>15.0</b>	<b>67t</b>	<b>1</b>

### WILL FULLER V'S NFL POSTSEASON RETURN STATISTICS

DATE TEAM	RET.	KICKOFF RETURNS					PUNT RETURNS				
		YDS.	AVG.	LG	TD	NO.	FC	YDS	AVG	LG	TD
2016 Texans	1	12	12.0	12	0	2	1	34	17.0	18	0
2018 Texans	0	0	0.0	0	0	0	0	0	0.0	0	0
<b>NFL TOTALS</b>	<b>1</b>	<b>12</b>	<b>12.0</b>	<b>12</b>	<b>0</b>	<b>2</b>	<b>1</b>	<b>34</b>	<b>17.0</b>	<b>18</b>	<b>0</b>

### SINGLE-GAME HIGHS: RUSHING/RECEIVING

<b>Rush Attempts</b>	1 vs. Kansas City Chiefs, Oct 08, 2017 ...2 more at 1.	<b>Kickoff Return Yards</b>	19 at Denver Broncos, Oct 24, 2016
<b>Rushing Yards</b>	5 vs. Kansas City Chiefs, Oct 08, 2017	<b>Longest Kickoff Return</b>	19 at Denver Broncos, Oct 24, 2016
<b>Longest Runs</b>	5 vs. Kansas City Chiefs, Oct 08, 2017	<b>Fair Catches</b>	2 at Jacksonville Jaguars, Dec 17, 2017 ...1 more at 2.
<b>Receptions</b>	8 at Tennessee Titans, Sep 16, 2018	<b>Punt Return Yards</b>	67 vs. Tennessee Titans, Oct 02, 2016
<b>Receiving Yards</b>	125 at Seattle Seahawks, Oct 29, 2017	<b>Longest Punt Return</b>	67t vs. Tennessee Titans, Oct 02, 2016
<b>Longest Receptions</b>	73t vs. Miami Dolphins, Oct 25, 2018	<b>Punt Returns</b>	4 vs. Jacksonville Jaguars, Dec 18, 2016
<b>Receiving TDs</b>	2 at Seattle Seahawks, Oct 29, 2017 ...2 more at 2.	<b>Punt Return TDs</b>	1 vs. Tennessee Titans, Oct 02, 2016
<b>All-purpose yards</b>	152 at Seattle Seahawks, Oct 29, 2017	<b>Most TDs</b>	2 at Seattle Seahawks, Oct 29, 2017 ...3 more at 2.
<b>Kickoff Returns</b>	1 vs. Jacksonville Jaguars, Dec 18, 2016 ...1 more at 1.		

### SINGLE-GAME HIGHS - POSTSEASON: RUSHING/RECEIVING

<b>Receptions</b>	4 vs. Oakland Raiders, Jan 07, 2017	<b>Longest Kickoff Return</b>	12 at New England Patriots, Jan 14, 2017
<b>Receiving Yards</b>	37 vs. Oakland Raiders, Jan 07, 2017	<b>Fair Catches</b>	1 at New England Patriots, Jan 14, 2017
<b>Longest Receptions</b>	19 vs. Oakland Raiders, Jan 07, 2017 ...1 more at 19.	<b>Punt Return Yards</b>	34 at New England Patriots, Jan 14, 2017
<b>All-purpose yards</b>	62 at New England Patriots, Jan 14, 2017	<b>Longest Punt Return</b>	18 at New England Patriots, Jan 14, 2017
<b>Kickoff Returns</b>	1 at New England Patriots, Jan 14, 2017	<b>Punt Returns</b>	2 at New England Patriots, Jan 14, 2017
<b>Kickoff Return Yards</b>	12 at New England Patriots, Jan 14, 2017		

### 100-YARD RECEIVING GAMES (6): REGULAR SEASON

DATE	TEAM	NO.	YDS.	AVG.	LG	TD
09/11/16	BEARS	5	107	21.4	35	1
09/18/16	CHIEFS	4	104	26.0	53	0
10/29/17	at Seahawks	5	125	25.0	59t	2
09/16/18	at Titans	8	113	14.1	39t	1
09/23/18	GIANTS	5	101	20.2	37	1
10/25/18	DOLPHINS	5	124	24.8	73t	1



# VETERAN BIOS

## 2018 GAME-BY-GAME REGULAR SEASON STATISTICS (TEXANS)

W	DATE	OPPONENT	P/S	RECEIVING				RUSHING				TD	W/L	SCORE
				NO	YDS	LG	TD	ATT	YDS	LG	TD			
01	09/09	at Patriots											L	20-27
02	09/16	at Titans	S	8	113	39t	1	0	0	0	0	0	L	17-20
03	09/23	Giants	S	5	101	37	1	0	0	0	0	0	L	22-27
04	09/30	at Colts	S	4	49	22	1	0	0	0	0	0	W	37-34+
05	10/07	Cowboys	S	2	15	10	0	0	0	0	0	0	W	19-16+
06	10/14	Bills	S	2	33	17	0	0	0	0	0	0	W	20-13
07	10/21	at Jaguars	S	6	68	18	0	0	0	0	0	0	W	20-7
08	10/25	Dolphins	S	5	124	73t	1	0	0	0	0	0	W	42-23
09	11/04	at Broncos					RESERVE/INJURED						W	19-17
11	11/18	at Redskins					RESERVE/INJURED						W	23-21
12	11/26	Titans					RESERVE/INJURED						W	34-17
13	12/02	Browns					RESERVE/INJURED						W	29-13
14	12/09	Colts					RESERVE/INJURED						L	21-24
15	12/15	at Jets					RESERVE/INJURED						W	29-22
16	12/23	at Eagles					RESERVE/INJURED						L	30-32
17	12/30	Jaguars					RESERVE/INJURED						W	20-3
2018 TOTALS		7-7		32	503	73t	4	0	0	0	0	0	11-5	

+ - Overtime

## 2018 GAME-BY-GAME POSTSEASON STATISTICS (TEXANS)

W	DATE	OPPONENT	P/S	RECEIVING				RUSHING				TD	W/L	SCORE
				NO	YDS	LG	TD	ATT	YDS	LG	TD			
01	01/05	Colts					RESERVE/INJURED						L	7-21
2018 TOTALS		0-0		0	0	0	0	0	0	0	0	0	0-1	



# ZACH FULTON

CENTER/GUARD

6-5 | 321 | TENNESSEE

HOMETOWN: HOMEWOOD, ILL. | AGE: 27

6TH NFL SEASON | 2ND WITH TEXANS | ACQUIRED: UFA-'18 (KC)

2018 GP/GS (POST): 13/13 (1/1) | CAREER GP/GS (POST): 76/59 (5/5)

TEAMS: KC '14-17; HOU '18



73

**TRANSACTIONS:** Selected by the Kansas City Chiefs with the 17th pick in the sixth round (193rd overall) of the 2014 NFL Draft...Signed by the Houston Texans as an unrestricted free agent on March 15, 2018.

## 2018 (Houston 13/13; 1/1):

- Started at right guard in his Texans debut at New England (9/9) and helped post the second-highest team rushing total (167) in a season opener in franchise history
- Started at right guard in his Texans debut at New England (9/9) and helped post the second-highest team rushing total (167) in a season opener in franchise history
- Started at right guard and helped record a second-consecutive game with more than 140 team rushing yards at Tennessee (9/16)
- Started at right guard vs. the N.Y. Giants (9/23)
- Started at right guard and helped the Texans record 466 yards of total offense at Indianapolis (9/30)
- Started at right guard and helped the Texans offense record 462 yards of total offense vs. Dallas (10/7)
- Started at right guard vs. Buffalo (10/14)
- Inactive Weeks 7-8
- Started at right guard at Denver (11/4)
- Started at right guard and helped the Texans rush for 139 yards at Washington (11/18)
- Started at right guard and blocked for a franchise-record 281 total yards vs. Tennessee (11/26)
- Started at right guard vs. Cleveland (12/2)
- Inactive Week 14 vs. Indianapolis (12/9)
- Started at right guard at the N.Y. Jets (12/15)
- Started at right guard at Philadelphia (12/23)
- Started at right guard and helped the Texans rush for 134 yards vs. Jacksonville (12/30)
- Started at right guard in the Wild Card Round vs. Indianapolis (1/5)

## 2017 (Kansas City 15/12, 1/1):

- Played in 15 games, starting eight games at center, three games at left guard and one at right guard
- Was part of an offensive unit that ranked first in the NFL in rushing yards per play and ninth in rushing yards per game

- In his first start of the season at center, helped pave the way for Chiefs RB Kareem Hunt's 172-yard rushing performance at Los Angeles (9/24) in Week 3
- Started at center in AFC Wild Card Playoff vs. Tennessee (1/6/18)

## 2016 (Kansas City 16/12, 1/1):

- Appeared in all 16 games, starting 12 games at left guard

## 2015 (Kansas City 16/6, 2/2):

- Appeared in all 16 games
- Started at right guard at Cincinnati (10/4) in Week 4, vs. Chicago (10/11) in Week 5 and at Minnesota (10/18) in Week 6
- Started at center at Oakland (12/6) in Week 13
- Started at left guard vs. San Diego (12/13) in Week 14 and at Baltimore (12/20) in Week 15
- Started at center in his postseason debut and helped pave the way for 141 yards on the ground at Houston in the AFC Wild Card Playoff (1/9/16)

## 2014 (Kansas City 16/16):

- Started all 16 games at right guard during his rookie campaign
- Was the first Chiefs sixth round selection to start Week 1 since CB Steve Taylor in 1976
- Was the only rookie to start in the club's opening game of 2014

## COLLEGE:

- Played four seasons (2010-13) at the University of Tennessee in Knoxville, Tenn.
- Saw action in 47 games and made 40 starts during his collegiate career
- Started 40 of his last 42 games at right guard for the Volunteers
- Earned SEC Offensive Lineman of the Week (9/3/12)

## PERSONAL:

- Full name is Zachery Quinn Fulton
- Son of Glen and Alma Fulton
- Attended Homewood-Flossmoor High School
- Selected to PrepStar Magazine's All-Region team and was named all-conference as a senior in 2009

## VETERAN BIOS

### ZACH FULTON'S NFL REGULAR SEASON STATISTICS

DATE	TEAM	GP	GS
------	------	----	----

2014	Chiefs	16	16
------	--------	----	----

2015	Chiefs	16	6
------	--------	----	---

2016	Chiefs	16	12
------	--------	----	----

2017	Chiefs	15	12
------	--------	----	----

2018	Texans	13	13
------	--------	----	----

<b>NFL TOTALS</b>	<b>76</b>	<b>59</b>	
-------------------	-----------	-----------	--

### ZACH FULTON'S NFL POSTSEASON STATISTICS

DATE	TEAM	GP	GS
------	------	----	----

2015	Chiefs	2	2
------	--------	---	---

2016	Chiefs	1	1
------	--------	---	---

2017	Chiefs	1	1
------	--------	---	---

2018	Texans	1	1
------	--------	---	---

<b>NFL TOTALS</b>	<b>5</b>	<b>5</b>	
-------------------	----------	----------	--

### 2018 GAME-BY-GAME REGULAR SEASON STATISTICS (TEXANS)

W	DATE	OPPONENT	P/S		W/L	SCORE
01	09/09	at Patriots	S		L	20-27
02	09/16	at Titans	S		L	17-20
03	09/23	Giants	S		L	22-27
04	09/30	at Colts	S		W	37-34+
05	10/07	Cowboys	S		W	19-16+
06	10/14	Bills	S		W	20-13
07	10/21	at Jaguars		INACTIVE	W	20-7
08	10/25	Dolphins		INACTIVE	W	42-23
09	11/04	at Broncos	S		W	19-17
11	11/18	at Redskins	S		W	23-21
12	11/26	Titans	S		W	34-17
13	12/02	Browns	S		W	29-13
14	12/09	Colts		INACTIVE	L	21-24
15	12/15	at Jets	S		W	29-22
16	12/23	at Eagles	S		L	30-32
17	12/30	Jaguars	S		W	20-3
<b>2018 TOTALS</b>		<b>13-13</b>			<b>11-5</b>	

+ - Overtime

### 2018 GAME-BY-GAME POSTSEASON STATISTICS (TEXANS)

W	DATE	OPPONENT	P/S		W/L	SCORE
01	01/05	Colts	S		L	7-21
<b>2018 TOTALS</b>		<b>1-1</b>			<b>0-1</b>	



# TASHAUN GIPSON SR.

SAFETY

5-11 | 212 | WYOMING

HOMETOWN: DALLAS, TEXAS | AGE: 28

8TH NFL SEASON | 1ST WITH TEXANS | ACQUIRED: FA-'19

2018 GP/GS: 16/16 | CAREER GP/GS (POST): 99/90 (3/3)

TEAMS: CLE '12-15; JAX '16-18; HOU '19



39

**TRANSACTIONS:** Originally signed by the Cleveland Browns as a college free agent on May 9, 2012...Re-signed with the Browns on June 12, 2015...Signed by the Jacksonville Jaguars as an unrestricted free agent on March 9, 2016...Waived by the Jaguars on March 8, 2019...Signed by the Houston Texans as a free agent on March 12, 2019.

## HONORS:

- Pro Bowl selection (2014)

## CAREER:

- Tallied 395 total tackles (287 solo), 20 interceptions, 39 passes defended, 11 tackles for loss, one forced fumble and one fumble recovery in 98 career games played with 90 starts
- One of five safeties to record at least 20 interceptions since entering the NFL in 2012, joining Reggie Nelson, Glover Quin, Earl Thomas and Harrison Smith
- Tied with Brent Grimes for the most interceptions (20) by an undrafted free agent since entering the NFL in 2012
- Ranked second in the NFL with six interceptions in 2014

### 2018 (Jacksonville 16/16):

- Recorded 54 total tackles (44 solo), one interception, seven passes defended, one tackle for loss and one quarterback hit after starting all 16 games
- Matched a season high with six solo tackles and one pass defended vs. Tennessee (9/23)
- Tallied two solo tackles, a season-high two passes defended and intercepted Chiefs QB Patrick Mahomes at Kansas City (10/7)
- Notched a season-high seven total tackles (six solo) vs. Philadelphia (10/28)
- Registered four total tackles (two solo) and one tackle for loss at Tennessee (12/9)
- Led the AFC in interceptions in back-to-back seasons (2013-14)

### 2017 (Jacksonville 16/16; 3/3):

- Tallied 64 total tackles (53 solo), four interceptions, seven passes defended, four tackles for loss and one fumble recovery in 16 games played
- Part of a Jaguars secondary that ranked first in the NFL in pass defense
- Notched six total tackles (four solo), two passes defended and one interception at Houston (9/10)
- Set a season high with seven solo tackles and one pass defended at the N.Y. Jets (10/1)
- Matched a career high with two interceptions of Steelers QB Ben Roethlisberger and six total tackles (five solo) and two passes

defended in a win at Pittsburgh (10/8)

- Registered four total tackles (two solo), one interception and one pass defended vs. Indianapolis (12/3)
- Recorded five total tackles (four solo) and two tackles for loss at Tennessee (12/31)
- Compiled five solo stops in his NFL postseason debut in the Wild Card Round vs. Buffalo (1/7/18)

### 2016 (Jacksonville 16/16):

- Registered 41 total tackles (34 solo), two passes defended and one interception in 16 games played
- Made his Jaguars debut and notched three solo tackles vs. Green Bay (9/11)
- Recorded three solo tackles and one interception vs. Baltimore (9/25)
- Set a season high with six total tackles (four solo) at Indianapolis (1/1/17)

### 2015 (Cleveland 13/13):

- Recorded 60 total tackles (42 solo), two interceptions, two tackles for loss and two passes defended in 13 games played
- Tallied five total tackles (three solo) and one interception at the N.Y. Jets (9/13)
- Registered a team-high eight total tackles (five solo) vs. Tennessee (9/20)
- Notched one solo tackle, one interception and one pass defended vs. Arizona (11/1)
- Amassed six total tackles (four solo) and one tackle for loss vs. Cincinnati (12/6)
- Compiled a season-high nine total tackles (five solo) at Seattle (12/20)

### 2014 (Cleveland 11/11):

- Selected to first-career Pro Bowl after tallying 52 total tackles (28 solo), a career-high six interceptions, eight passes defended, two tackles for loss and one forced fumble
- Finished second in the NFL with six interceptions despite missing the final five games of the season
- Registered eight total tackles (three solo), and one interception which he returned for a touchdown in a win vs. New Orleans (9/14)
- Recorded five total tackles (three solo) and one interception vs. Baltimore (9/21)
- Matched a career high with two interceptions at Jacksonville (10/19)
- Notched two solo tackles, one tackle for loss and one



## VETERAN BIOS

interception vs. Oakland (10/26)

- Tallied five total tackles (three solo) and one interception vs. Tampa Bay (11/2) becoming one of six players to record an interception in three consecutive games in 2014
- Recorded three total tackles (one solo), one pass defended and one forced fumble at Cincinnati (11/6)
- Placed on the Reserve/Injured list on Dec. 20, 2014

### 2013 (Cleveland 16/15):

- Finished with a career-high 95 total tackles (63 solo), five interceptions, a career-high 12 passes defended and two tackles for loss
- Recorded three solo tackles and one interception vs. Miami (9/8)
- Matched a season high with nine total tackles (four solo) at Baltimore (9/15)
- Tallied six total tackles (three solo) and a career-high three passes defended vs. Cincinnati (9/29)
- Notched seven total tackles (four solo) and one interception vs. Detroit (10/13)
- Registered nine total tackles (seven solo) and one pass defended at Green Bay (10/20)
- Set a career high with nine solo tackles at Kansas City (10/27)
- Recorded eight total tackles (five solo), and matched a career high with two interceptions, including one returned 44 yards for a touchdown vs. Chicago (12/15)
- Finished with six total tackles (three solo) and one interception at Pittsburgh (12/29)

### 2012 (Cleveland 10/3):

- Recorded 29 total tackles (23 solo), one interception, one pass defended and four total special teams tackles in 10 games played as a rookie
- Made his NFL debut and recorded one special teams tackle vs.

Philadelphia (9/9)

- Registered four total tackles (three solo) and a career-high two special teams tackles vs. Buffalo (9/23)
- Tallied a season-high eight total tackles (seven solo) at Oakland (12/2)
- Notched two total tackles (one solo) and his first-career interception vs. Kansas City (12/9)

### COLLEGE:

- Played four seasons (2008-11) at the University of Wyoming in Laramie, Wyo.
- Started all 50 games of his collegiate career and recorded 250 total tackles (179 solo), nine interceptions and eight tackles for loss
- Tallied the fourth-most career interceptions (nine) in program history
- Notched a career-high 95 total tackles (72 solo) and three interceptions as a senior in 2011
- Played in 38 games in the same defensive backfield as his brother, Marcell

### PERSONAL:

- Attended Kimball High School in Dallas, where he received all-state honorable mention honors, was named the 4A District 14 Dallas City League MVP and was named first-team all-district as both a cornerback and returner during his senior season in 2007
- Also lettered in basketball and track
- One of six children
- Father and all three brothers played Division I college football
- Has a son, Tashaun Jr., and daughter, Nala
- Aspires to start an Alzheimer's awareness charity, as the disease has affected his family
- Graduated with a degree in communications after finishing coursework during the offseason in 2015

### TASHAUN GIPSON SR.'S NFL REGULAR SEASON DEFENSIVE STATISTICS

		TACKLES								INTERCEPTIONS					FUMBLES					ST				MISC		
DATE	TEAM	GP	GS	TK	S	A	TFL	YDS	SK	YDS	QBH	NO	YDS	LG	TD	PD	FF	FR	YDS	TK	S	A	FF	FR	S	A
2012	Browns	10	3	29	23	6	0	0	0.0	0.0	0	1	23	23	0	1	0	0	0	4	3	1	0	0	0	0
2013	Browns	16	15	95	63	32	2	4	0.0	0.0	0	5	143	44t	1	12	0	0	0	0	0	0	0	0	0	0
2014	Browns	12	11	52	28	24	2	2	0.0	0.0	0	6	158	62t	1	8	1	0	0	0	0	0	0	0	0	0
2015	Browns	13	13	60	42	18	2	5	0.0	0.0	0	2	0	0	0	2	0	0	0	0	0	0	0	0	0	0
2016	Jaguars	16	16	41	34	7	0	0	0.0	0.0	0	1	30	30	0	2	0	0	0	0	0	0	0	0	0	0
2017	Jaguars	16	16	64	53	11	4	15	0.0	0.0	0	4	83	67	0	7	0	1	0	0	0	0	0	0	0	0
2018	Jaguars	16	16	54	44	10	1	0	0.0	0.0	1	1	7	8	0	7	0	0	0	0	0	0	0	0	0	0
NFL TOTALS		99	90	395	287	108	11	26	0.0	0.0	1	20	444	67	2	39	1	1	0	4	3	1	0	0	0	0

### TASHAUN GIPSON SR.'S NFL POSTSEASON DEFENSIVE STATISTICS

TACKLES										INTERCEPTIONS					FUMBLES					ST				MISC		
DATE	TEAM	GP	GS	TK	S	A	TFL	YDS	SK	YDS	QBH	NO	YDS	LG	TD	PD	FF	FR	YDS	TK	S	A	FF	FR	S	A
2017	Jaguars	3	3	7	6	1	0	0	0.0	0.0	0	0	0	0	0	0	0	0	0	0	0	0	0	0	0	0
NFL TOTALS		3	3	7	6	1	0	0	0.0	0.0	0	0	0	0	0	0	0	0	0	0	0	0	0	0	0	0

# VETERAN BIOS

## SINGLE-GAME HIGHS: DEFENSIVE

**Total Tackles** 9 at Seattle Seahawks, Dec 20, 2015  
...4 more at 9.

**Passes Defensed** 3 vs. Cincinnati Bengals, Sep 29, 2013

**Forced Fumbles** 1 at Cincinnati Bengals, Nov 06, 2014

**Fumble Recoveries** 1 vs. Los Angeles Chargers, Nov 12, 2017

**Tackles For Loss** 2 at Tennessee Titans, Dec 31, 2017  
...1 more at 2.

**Interceptions** 2 at Pittsburgh Steelers, Oct 08, 2017  
...2 more at 2.

**Interception Return Yards** 79 vs. Chicago Bears, Dec 15, 2013

**Special Teams Tackles** 2 vs. Buffalo Bills, Sep 23, 2012

## SINGLE-GAME HIGHS - POSTSEASON: DEFENSIVE

**Total Tackles** 5 vs. Buffalo Bills, Jan 07, 2018

## 2018 GAME-BY-GAME REGULAR SEASON STATISTICS (JAGUARS)

				TACKLES								INTERCEPTIONS					FUMBLES			ST					MISC				
W	DATE	OPPONENT		TK	S	A	SK	YDS	TFL	YDS	QBH	NO	YDS	LG	TD	PD	FF	FR	YDS	TK	S	A	FF	FR	S	A	W/L	SCORE	
01	09/09	at Giants	S	4	3	1	0.0	0.0	0	0	0	0	0	0	0	1	0	0	0	0	0	0	0	0	0	0	0	W	20-15
02	09/16	Patriots	S	4	3	1	0.0	0.0	0	0	0	0	0	0	0	0	0	0	0	0	0	0	0	0	0	0	W	31-20	
03	09/23	Titans	S	6	6	0	0.0	0.0	0	0	0	0	0	0	0	1	0	0	0	0	0	0	0	0	0	0	L	6-9	
04	09/30	Jets	S	3	3	0	0.0	0.0	0	0	0	0	-1	-1	0	0	0	0	0	0	0	0	0	0	0	0	W	31-12	
05	10/07	at Chiefs	S	2	2	0	0.0	0.0	0	0	0	1	8	8	0	2	0	0	0	0	0	0	0	0	0	0	L	14-30	
06	10/14	at Cowboys	S	6	5	1	0.0	0.0	0	0	0	0	0	0	0	0	0	0	0	0	0	0	0	0	0	0	L	7-40	
07	10/21	Texans	S	3	3	0	0.0	0.0	0	0	0	0	0	0	0	1	0	0	0	0	0	0	0	0	0	0	L	7-20	
08	10/28	Eagles	S	7	6	1	0.0	0.0	0	0	0	0	0	0	0	0	0	0	0	0	0	0	0	0	0	0	L	18-24	
10	11/11	at Colts	S	3	2	1	0.0	0.0	0	0	0	0	0	0	0	0	0	0	0	0	0	0	0	0	0	0	L	26-29	
11	11/18	Steelers	S	0	0	0	0.0	0.0	0	0	0	0	0	0	0	0	0	0	0	0	0	0	0	0	0	0	L	16-20	
12	11/25	at Bills	S	3	2	1	0.0	0.0	0	0	0	0	0	0	0	1	0	0	0	0	0	0	0	0	0	0	L	21-24	
13	12/02	Colts	S	2	1	1	0.0	0.0	0	0	1	0	0	0	0	1	0	0	0	0	0	0	0	0	0	0	W	6-0	
14	12/06	at Titans	S	4	2	2	0.0	0.0	1	0	0	0	0	0	0	0	0	0	0	0	0	0	0	0	0	0	L	9-30	
15	12/16	Redskins	S	3	2	1	0.0	0.0	0	0	0	0	0	0	0	0	0	0	0	0	0	0	0	0	0	0	L	13-16	
16	12/23	at Dolphins	S	3	3	0	0.0	0.0	0	0	0	0	0	0	0	0	0	0	0	0	0	0	0	0	0	0	W	17-7	
17	12/30	at Texans		NOT ON ROSTER																								L	3-20
2018 TOTALS			15-15	53	43	10	0.0	0.0	1	0	1	1	7	8	0	7	0	0	0	0	0	0	0	0	0	0	5-11		



# JOEL HEATH

DEFENSIVE END

6-6 | 302 | MICHIGAN STATE

HOMETOWN: CINCINNATI, OHIO | AGE: 25

4TH NFL SEASON | 4TH WITH TEXANS | ACQUIRED: CFA-'16

2018 GP/GS: 5/0 | CAREER GP/GS (POST): 30/15 (2/0)

TEAMS: HOU '16-18



93

**TRANSACTIONS:** Signed by the Houston Texans as a college free agent on May 5, 2016...Re-signed by the Texans on March 11, 2019.

## 2018 (Houston 5/0; 0/0):

- Notched two solo tackles in five regular season games
- Inactive Week 1 at New England (9/9)
- Made his season debut as a reserve defensive lineman at Tennessee (9/16)
- Inactive Week 3 vs. the N.Y. Giants (9/23)
- Recorded one solo stop at Indianapolis (9/30)
- Contributed on defense as a reserve defensive lineman vs. Dallas (10/7)
- Recorded one total tackle (one solo) vs. Buffalo (10/14)
- Inactive Week 7 at Jacksonville (10/21)
- Contributed on special teams vs. Miami (10/25)
- Inactive Weeks 9-17
- Inactive in the Wild Card Round vs. Indianapolis (1/5)

## 2017 (Houston 13/9):

- Recorded 24 total tackles (17 solo), 1.0 sack, one tackle for loss and one quarterback hit in 13 games
- Started Weeks 1-4 at defensive end and posted four total tackles through the first quarter of the season
- Tallied four total tackles and produced his first sack of the season vs. Kansas City (10/8)
- Returned from injury to start his sixth game of the season and produced a pair of tackles vs. Arizona (11/19)
- Made one tackle at Baltimore (11/27)
- Started his eighth game of the season and tallied one solo tackle at Tennessee (12/3)
- Tallied three total tackles vs. San Francisco (12/10)
- Made a career-high five total tackles at Jacksonville (12/17)
- Logged his ninth start of the season and registered two total tackles vs. Pittsburgh (12/25)

## 2016 (Houston 12/6, 2/0):

- Compiled eight total tackles (five solo), 2.0 sacks, four quarterback hits and two tackles for loss in 12 games played
- Inactive for Weeks 1-2
- Made his regular season NFL debut and contributed with one tackle at New England (9/22) in Week 3
- Inactive for Week 4 vs. Tennessee (10/2)
- Played 17 snaps on defense and made one solo tackle at Minnesota (10/9) in Week 5
- Inactive for Week 7 at Denver (10/24)
- Made his first career start at Oakland (11/21) in Week 11

- Started at defensive end and logged one tackle and his first career quarterback hit vs. San Diego (10/27) in Week 12
- Became the first undrafted rookie and sixth overall rookie in franchise history (first since OLB Whitney Mercilus in 2012) with 2.0 sacks in a game when he brought down Titans QB Matt Cassel in the first and fourth quarters at Tennessee (1/1/17) in Week 17
- His 2.0-sack game at Tennessee (1/1/17) made him the only undrafted rookie in the NFL to accomplish the feat in 2016 and made him just the 35th player in league history to do so since sacks became an official statistic in 1982
- Made two solo tackles in his first career postseason game vs. Oakland (1/7/17) in the AFC Wild Card round

## COLLEGE:

- Played four seasons (2012-15) at Michigan State University in East Lansing, Mich. after redshirting the 2011 campaign
- Three-year letterwinner played in 39 career games, including 24 starts for the Spartans
- Two-year starter on the defensive line (2014-15)
- Had 60 career total tackles, including 10.5 for losses and 4.5 sacks
- Named honorable mention All-Big Ten (media) as a senior in 2015 after recording a career-high 31 total tackles, including 5.5 for losses (26 yards) and 2.0 sacks (11 yards)
- Earned his bachelor's degree in interdisciplinary studies in social science in Dec. 2015
- Collected six tackles in two bowl games (2015 Cotton, 2015 College Football Playoff Semifinal at Cotton Bowl)
- Had a productive game in the 2015 Cotton Bowl Classic win over No. 4 Baylor, tallying three stops

## PERSONAL:

- Attended Mount Healthy Jr/Sr High School in Cincinnati
- Represented the Ohio All-Stars in the June 2011 Big 33 Classic in Hershey, Pa.
- Rated among the nation's top defensive ends by Scout.com (No. 26)
- Named to SuperPrep's and PrepStar's All-Midwest Teams
- Ranked among Ohio's top seniors by Rivals.com (No. 49)
- Three-year starter for Coach Arvie Crouch
- Two-time first-team All-Ohio (Division II) selection by the Associated Press
- Named AP All-Ohio Division II Co-Defensive Player of the Year as a senior
- Two-time first-team AP Southwest All-District pick

# VETERAN BIOS

- Selected AP Southwest All-District Defensive Player of the Year in 2010
- Two-time first-team all-conference choice
- Voted Fort Ancient Valley Conference Co-Athlete of the Year as

- a senior
- Named to Cincinnati Enquirer's All-Area (Division II-VI) Team as a junior
- Recorded 41 tackles (22 solos, 19 assists) in 2009, finishing third in the conference with 6.5 sacks

## JOEL HEATH'S NFL REGULAR SEASON DEFENSIVE STATISTICS

TACKLES											INTERCEPTIONS					FUMBLES					ST				MISC			
DATE	TEAM	GP	GS	TK	S	A	TFL	YDS	SK	YDS	QBH	NO	YDS	LG	TD	PD	FF	FR	YDS	TK	S	A	FF	FR	S	A		
2016	Texans	12	6	8	5	3	2	11	2.0	11.0	4	0	0	0	0	0	0	0	0	0	0	0	0	0	0	0		
2017	Texans	13	9	24	17	7	1	1	1.0	1.0	1	0	0	0	0	0	0	0	0	0	0	0	0	0	0	0		
2018	Texans	5	0	2	2	0	0	0	0.0	0.0	0	0	0	0	0	0	0	0	0	0	0	0	0	0	0	0		
NFL TOTALS		30	15	34	24	10	3	12	3.0	12.0	5	0	0	0	0	0	0	0	0	0	0	0	0	0	0	0		

## JOEL HEATH'S NFL POSTSEASON DEFENSIVE STATISTICS

TACKLES										INTERCEPTIONS					FUMBLES					ST				MISC			
DATE	TEAM	GP	GS	TK	S	A	TFL	YDS	SK	YDS	QBH	NO	YDS	LG	TD	PD	FF	FR	YDS	TK	S	A	FF	FR	S	A	
2016	Texans	2	0	2	2	0	0	0	0.0	0.0	0	0	0	0	0	0	0	0	0	0	0	0	0	0	0	0	
2018	Texans	0	0	0	0	0	0	0	0.0	0.0	0	0	0	0	0	0	0	0	0	0	0	0	0	0	0	0	
NFL TOTALS		2	0	2	2	0	0	0	0.0	0.0	0	0	0	0	0	0	0	0	0	0	0	0	0	0	0	0	

## SINGLE-GAME HIGHS: DEFENSIVE

**Total Tackles** 5 at Jacksonville Jaguars, Dec 17, 2017      **Tackles For Loss** 2 at Tennessee Titans, Jan 01, 2017  
**Sacks** 2.0 at Tennessee Titans, Jan 01, 2017

## SINGLE-GAME HIGHS - POSTSEASON: DEFENSIVE

**Total Tackles** 2 vs. Oakland Raiders, Jan 07, 2017

## 2018 GAME-BY-GAME REGULAR SEASON STATISTICS (TEXANS)

			TACKLES								INTERCEPTIONS					FUMBLES			ST					MISC					
W	DATE	OPPONENT	TK	S	A	SK	YDS	TFL	YDS	QBH	NO	YDS	LG	TD	PD	FF	FR	YDS	TK	S	A	FF	FR	S	A	W/L	SCORE		
01	09/09	at Patriots									INACTIVE																	L	20-27
02	09/16	at Titans	P	0	0	0	0.0	0.0	0	0	0	0	0	0	0	0	0	0	0	0	0	0	0	0	0	L	17-20		
03	09/23	Giants									INACTIVE																	L	22-27
04	09/30	at Colts	P	1	1	0	0.0	0.0	0	0	0	0	0	0	0	0	0	0	0	0	0	0	0	0	0	W	37-34+		
05	10/07	Cowboys	P	0	0	0	0.0	0.0	0	0	0	0	0	0	0	0	0	0	0	0	0	0	0	0	0	W	19-16+		
06	10/14	Bills	P	1	1	0	0.0	0.0	0	0	0	0	0	0	0	0	0	0	0	0	0	0	0	0	0	W	20-13		
07	10/21	at Jaguars									INACTIVE																	W	20-7
08	10/25	Dolphins	P	0	0	0	0.0	0.0	0	0	0	0	0	0	0	0	0	0	0	0	0	0	0	0	0	W	42-23		
09	11/04	at Broncos									INACTIVE																	W	19-17
11	11/18	at Redskins									INACTIVE																	W	23-21
12	11/26	Titans									INACTIVE																	W	34-17
13	12/02	Browns									INACTIVE																	W	29-13
14	12/09	Colts									INACTIVE																	L	21-24
15	12/15	at Jets									INACTIVE																	W	29-22
16	12/23	at Eagles									INACTIVE																	L	30-32
17	12/30	Jaguars									INACTIVE																	W	20-3
2018 TOTALS			5-0	2	2	0	0.0	0.0	0	0	0	0	0	0	0	0	0	0	0	0	0	0	0	0	0	11-5			

+ - Overtime



## VETERAN BIOS

### 2018 GAME-BY-GAME POSTSEASON STATISTICS (TEXANS)

			TACKLES							INTERCEPTIONS							FUMBLES			ST					MISC			
W	DATE	OPPONENT	TK	S	A	SK	YDS	TFL	YDS	QBH	NO	YDS	LG	TD	PD	FF	FR	YDS	TK	S	A	FF	FR	S	A	W/L	SCORE	
01	01/05	Colts	INACTIVE																								L	7-21
2018 TOTALS			0	0	0	0.0	0.0	0	0	0	0	0	0	0	0	0	0	0	0	0	0	0	0	0	0	0-1		



# SEANTREL HENDERSON

TACKLE

6-7 | 351 | MIAMI (FLA.)

HOMETOWN: ST. PAUL, MINN. | AGE: 27

6TH NFL SEASON | 2ND WITH TEXANS | ACQUIRED: UFA-'18 (BUF)

2018 GP/GS: 1/1 | CAREER GP/GS (POST): 35/28 (1/0)

TEAMS: BUF '14-17; HOU '18



76

**TRANSACTIONS:** Selected by the Buffalo Bills with the 22nd pick of the seventh round (237th overall) of the 2014 NFL Draft...Signed with the Houston Texans as an unrestricted free agent on March 15, 2018.

## 2018 (Houston 1/1):

- Started at right tackle in his Texans debut at New England (9/9) but left in the first quarter due to injury
- Placed on the Reserve/Injured list on Sept. 12

## 2017 (Buffalo 7/1, 1/0):

- Appeared in the final seven games of the season, starting at tackle at the Los Angeles Chargers (11/19) in Week 11
- Missed five games due to a suspension for violating the NFL's Policy and Program for Substances of Abuse
- Inactive Weeks 7-9
- Was part of an offensive unit that ranked sixth in the NFL in rushing yards per game
- Played tackle and contributed on special teams in the AFC Wild Card Playoff at Jacksonville (1/7/17)

## 2016 (Buffalo 1/0):

- Appeared in one game in 2016 after being diagnosed with Crohn's disease and undergoing multiple surgeries in the offseason
- Missed the first four games and the final five games of the season for violating the NFL's Policy and Program for Substances of Abuse

## 2015 (Buffalo 10/10):

- Started 10 games at right tackle
- Inactive at Jacksonville (10/25) in Week 7 due to injury
- Missed the final five games with an undisclosed illness, which would later be diagnosed as Crohn's disease
- Part of an offensive unit that ranked first in rushing yards per game and rushing yards per play in the NFL

## 2014 (Buffalo 16/16):

- Started every game at right tackle as a rookie

- Became the first seventh round draft pick to start all 16 games as a rookie since 2004 (Shane Olivea, San Diego)

## COLLEGE:

- Played four seasons (2010-13) at the University of Miami (Fla.)
- Saw action in 43 games and made 26 starts in his career with the Hurricanes
- Named third team All-ACC as a senior
- Helped anchor an offensive line that paved the way for an offense that averaged 425.8 yards of total offense and 33.8 points per game in 2013
- Named to NWAA Freshman All-American Team and honored with the Newcomer of the Year award by his teammates as a freshman in 2010

## PERSONAL:

- Led Cretin-Derham Hall to a 5A state championship as a senior in 2009
- Named 2009 USA TODAY High School Offensive Player of the Year, becoming first lineman to win award
- Ranked as No. 2 recruit in nation by Rivals.com and was five-star recruit
- Named Junior of the Year by Rivals.com in 2008
- Did not allow sack in 250 pass attempts senior year
- First-team EA Sports All-American in 2009
- One of two juniors to be named first-team USA TODAY All-America in 2008 and made team again in 2009
- Recognized as Minnesota Player of the Year in 2009
- Rated No. 1 offensive lineman by Rivals.com
- Named 2009 PARADE Magazine Player of the Year
- Rated No. 1 player and five-star recruit by Scout.com
- Was first-team All-Metro as senior
- Also was participant on Cretin-Durham Hall basketball and track teams
- Won shot put, discus throw and 1,500 meters in 2004 Minnesota Junior Olympics
- Son of Zora Jasper and Sean Henderson
- Has two children, Synneva and Seantrel Jr.

# VETERAN BIOS

## SEANTREL HENDERSON'S NFL REGULAR SEASON STATISTICS

DATE	TEAM	GP	GS
------	------	----	----

2014	Bills	16	16
------	-------	----	----

2015	Bills	10	10
------	-------	----	----

2016	Bills	1	0
------	-------	---	---

2017	Bills	7	1
------	-------	---	---

2018	Texans	1	1
------	--------	---	---

<b>NFL TOTALS</b>		<b>35</b>	<b>28</b>
-------------------	--	-----------	-----------

## SEANTREL HENDERSON'S NFL POSTSEASON STATISTICS

DATE	TEAM	GP	GS
------	------	----	----

2017	Bills	1	0
------	-------	---	---

2018	Texans	0	0
------	--------	---	---

<b>NFL TOTALS</b>		<b>1</b>	<b>0</b>
-------------------	--	----------	----------


## 2018 GAME-BY-GAME REGULAR SEASON STATISTICS (TEXANS)

W	DATE	OPPONENT	P/S		W/L	SCORE
01	09/09	at Patriots	S		L	20-27
02	09/16	at Titans		RESERVE/INJURED	L	17-20
03	09/23	Giants		RESERVE/INJURED	L	22-27
04	09/30	at Colts		RESERVE/INJURED	W	37-34+
05	10/07	Cowboys		RESERVE/INJURED	W	19-16+
06	10/14	Bills		RESERVE/INJURED	W	20-13
07	10/21	at Jaguars		RESERVE/INJURED	W	20-7
08	10/25	Dolphins		RESERVE/INJURED	W	42-23
09	11/04	at Broncos		RESERVE/INJURED	W	19-17
11	11/18	at Redskins		RESERVE/INJURED	W	23-21
12	11/26	Titans		RESERVE/INJURED	W	34-17
13	12/02	Browns		RESERVE/INJURED	W	29-13
14	12/09	Colts		RESERVE/INJURED	L	21-24
15	12/15	at Jets		RESERVE/INJURED	W	29-22
16	12/23	at Eagles		RESERVE/INJURED	L	30-32
17	12/30	Jaguars		RESERVE/INJURED	W	20-3
<b>2018 TOTALS</b>			<b>1-1</b>		<b>11-5</b>	

+ - Overtime

## 2018 GAME-BY-GAME POSTSEASON STATISTICS (TEXANS)

W	DATE	OPPONENT	P/S		W/L	SCORE
01	01/05	Colts		RESERVE/INJURED	L	7-21
<b>2018 TOTALS</b>			<b>0-0</b>		<b>0-1</b>	



# A.J. HENDY

## SAFETY

6-0 | 206 | MARYLAND

HOMETOWN: BOWIE, MD. | AGE: 26

1ST NFL SEASON | 1ST WITH TEXANS | ACQUIRED: FA-'18

CAREER GP/GS: 1/0

TEAMS: MIA '16; HOU '18; LAC '18



# 45

**TRANSACTIONS:** Signed by the Miami Dolphins as a college free agent on May 6, 2016...Waived by the Dolphins on Sept. 3, 2016...Signed to the Dolphins practice squad on Sept. 5, 2016...Elevated to the Dolphins active roster on Dec. 28, 2016...Waived by the Dolphins on Sept. 2, 2017...Signed to the L.A. Chargers practice squad on Oct. 11, 2017...Signed by the Chargers on Jan. 2, 2018...Waived by the Chargers on Sept. 1, 2018...Signed to the Chargers practice squad on Sept. 2, 2018...Signed by the Houston Texans on Jan. 2, 2019.

### 2018 (L.A. Chargers 0/0; Houston 0/0; 0/0):

- Spent the regular season as a member of the Chargers practice squad
- Signed by the Texans prior to the postseason
- Inactive in the Wild Card Round vs. Indianapolis (1/5)

### 2017 (L.A. Chargers 0/0):

- Spent the offseason and preseason with the Dolphins
- Signed to the Chargers practice squad prior to Week 6
- Served as a member of the Chargers practice squad Weeks 6-17

### 2016 (Miami 1/0; 0/0):

- Made his NFL debut and contributed on special teams vs. New England (1/1/17)

- Inactive in the Wild Card Playoff game vs. Pittsburgh (1/8/17)
- Spent Weeks 1-16 on the Dolphins practice squad

### COLLEGE:

- Played four seasons (2011-13; 2015) at the University of Maryland in College Park, Md. after redshirting the 2014 campaign
- Recorded 142 total tackles (91 solo), four fumble recoveries, two interceptions and nine pass breakups in 42 career games (18 starts) at Maryland
- Returned both career interceptions for touchdowns
- Earned Walter Camp Defensive Player of the Week and ACC Defensive Back of the Week honors vs. West Virginia (9/21/13) when he recorded two fumble recoveries and returned an interception 28 yards for a touchdown during his junior season

### PERSONAL:

- Attended Bowie (Md.) High School
- Registered five interceptions, including three returned for touchdowns as a senior in 2010
- Added 592 receiving yards and seven touchdowns, including three punt returns for touchdowns as a senior
- Earned a degree in criminology and criminal justice

### A.J. HENDY'S NFL REGULAR SEASON DEFENSIVE STATISTICS

DATE TEAM	GP GS	TK	S	A	TACKLES				QBH	NO	INTERCEPTIONS				FUMBLES				ST		MISC			
					TFL	YDS	SK	YDS			YDS	LG	TD	PD	FF	FR	YDS	TK	S	A	FF	FR	S	A
2016 Dolphins	1 0	0	0	0	0	0	0.0	0.0	0	0	0	0	0	0	0	0	0	0	0	0	0	0	0	0
2018 Chargers	0 0	0	0	0	0	0	0.0	0.0	0	0	0	0	0	0	0	0	0	0	0	0	0	0	0	0
NFL TOTALS	1 0	0	0	0	0	0	0.0	0.0	0	0	0	0	0	0	0	0	0	0	0	0	0	0	0	0

### A.J. HENDY'S NFL POSTSEASON DEFENSIVE STATISTICS

DATE TEAM	GP GS	TK	S	A	TACKLES				QBH	NO	INTERCEPTIONS				FUMBLES				ST		MISC			
					TFL	YDS	SK	YDS			YDS	LG	TD	PD	FF	FR	YDS	TK	S	A	FF	FR	S	A
2016 Dolphins	0 0	0	0	0	0	0	0.0	0.0	0	0	0	0	0	0	0	0	0	0	0	0	0	0	0	0
2018 Texans	0 0	0	0	0	0	0	0.0	0.0	0	0	0	0	0	0	0	0	0	0	0	0	0	0	0	0
NFL TOTALS	0 0	0	0	0	0	0	0.0	0.0	0	0	0	0	0	0	0	0	0	0	0	0	0	0	0	0



# VETERAN BIOS

## 2018 GAME-BY-GAME REGULAR SEASON STATISTICS (CHARGERS)

			2018 GAME BY GAME REGULAR SEASON STATISTICS (CHARGERS)																							
W	DATE	OPPONENT	TACKLES					INTERCEPTIONS					FUMBLES			ST					MISC					
			TK	S	A	SK	YDS	TFL	YDS	QBH	NO	YDS	LG	TD	PD	FF	FR	YDS	TK	S	A	FF			FR	S
01	09/09	Chiefs												PRACTICE SQUAD											L	28-38
02	09/16	at Bills												PRACTICE SQUAD											W	31-20
03	09/23	at Rams												PRACTICE SQUAD											L	23-35
04	09/30	49ers												PRACTICE SQUAD											W	29-27
05	10/07	Raiders												PRACTICE SQUAD											W	26-10
06	10/14	at Browns												PRACTICE SQUAD											W	38-14
07	10/21	Titans												PRACTICE SQUAD											W	20-19
09	11/04	at Seahawks												PRACTICE SQUAD											W	25-17
10	11/11	at Raiders												PRACTICE SQUAD											W	20-6
11	11/18	Broncos												PRACTICE SQUAD											L	22-23
12	11/25	Cardinals												PRACTICE SQUAD											W	45-10
13	12/02	at Steelers												PRACTICE SQUAD											W	33-30
14	12/09	Bengals												PRACTICE SQUAD											W	26-21
15	12/13	at Chiefs												PRACTICE SQUAD											W	29-28
16	12/22	Ravens												PRACTICE SQUAD											L	10-22
17	12/30	at Broncos												PRACTICE SQUAD											W	23-9
2018 TOTALS			0	0	0	0.0	0.0	0	0	0	0	0	0	0	0	0	0	0	0	0	0	0	0	0	0	12-4

## 2018 GAME-BY-GAME POSTSEASON STATISTICS (TEXANS)

			TACKLES							INTERCEPTIONS					FUMBLES			ST					MISC				
W	DATE	OPPONENT	TK	S	A	SK	YDS	TFL	YDS	QBH	NO	YDS	LG	TD	PD	FF	FR	YDS	TK	S	A	FF	FR	S	A	W/L	SCORE
01	01/05	Colts	INACTIVE																							L	7-21
2018 TOTALS			0	0	0	0.0	0.0	0	0	0	0	0	0	0	0	0	0	0	0	0	0	0	0	0	0	0-1	



# DEANDRE HOPKINS

WIDE RECEIVER

6-1 | 212 | CLEMSON

HOMETOWN: CENTRAL, S.C. | AGE: 27

7TH NFL SEASON | 7TH WITH TEXANS | ACQUIRED: D1-'13

2018 GP/GS (POST): 16/16 (1/1) | CAREER GP/GS (POST): 95/95 (4/4)

TEAMS: HOU '13-18



10

**TRANSACTIONS:** Selected by the Houston Texans with the 27th pick in the first round (27th overall) of the 2013 NFL Draft...Signed a contract extension with the Texans on Sept. 1, 2017.

## HONORS:

- AP NFL All-Pro First Team (2x – 2017-18)
- AP NFL All-Pro Second Team (2015)
- Pro Bowl selection (3x – 2015, 2017-18)
- PFWA All-NFL Team (2017)
- Pro Football Focus First Team Offense (2017)
- 2013 PFWA All-Rookie Team (2013)
- 2013 Texans Rookie of the Year (2013)
- NFL Offensive Rookie of the Month (Sept. 2013)
- AFC Offensive Player of the Week (Week 6, 2015)

## CAREER:

- Ranks second in franchise history with 7,437 yards receiving, 47 receiving touchdowns and 528 career receptions
- At 26 years, six months and three days, became the second-youngest player in NFL history to reach 7,000 career receiving yards behind only Larry Fitzgerald (26 years, three months, 20 days)
- At 26 years, six months and nine days, became the second-youngest player in NFL history to reach 500 career receptions behind only Larry Fitzgerald (26 years, two months, 29 days)
- Joined Randy Moss as the only wide receivers to record at least 500 receptions, 7,400 yards and 47 touchdowns through a player's first six seasons in NFL history
- Became the third-youngest wide receiver in NFL history to reach 5,000 career receiving yards at 25 years, four months and 24 days old (behind only Randy Moss and Larry Fitzgerald) and the second-youngest wide receiver in NFL history to 350 receptions at 25 years, four months and three days old (behind only Fitzgerald)
- Reached 400 receptions at 25 years, six months and five days old as the second-youngest wide receiver in NFL history (behind only Larry Fitzgerald)
- At 23 years, 169 days old, was the third-youngest player in NFL history to reach 200 career receptions and 3,000 career receiving yards, behind only WR Larry Fitzgerald (23 years, 108 days) and WR David Boston (23 years, 126 days)
- Only the third wide receiver in NFL history at age 23-or-younger with 1,400 receiving yards and 11 receiving touchdowns in a season (Isaac Bruce, Randy Moss)
- Recorded a reception in his first 95 career games, the longest streak to start a Texans career, the longest active streak in the

NFL and tied with Kellen Winslow Jr. for the eighth-longest streak to start a career in NFL history

- Became the second player under the age of 24 to amass 3,500 career receiving yards (Randy Moss)
- At 26 years, three months and 10 days, became the third-youngest player in NFL history to reach 6,000 career receiving yards behind only Randy Moss (25 years, eight months, 27 days) and Larry Fitzgerald (26 years, 0 months, 13 days)
- Logged 81 receptions through 11 games in 2015, which was the most by any player 23-or-younger in NFL history
- Became the first player in NFL history with at least nine catches and 145 receiving yards in three consecutive games (Weeks 4-6, 2015)
- Has 25 100-yard games in his career, which is second-most in franchise history and the most 100-yard receiving games in the first five years of a player's career in franchise history
- Set single-season franchise records for touchdown receptions (13) and games with at least one touchdown reception (10) in the 2017 season
- Currently the Texans all-time leader in yards per reception at 14.1
- Owens the third-most career receiving yards (201) in Texans postseason history
- Passed WR Andre Johnson (3,953 from 2003-06) for the most receiving yards by a Texans player in the first four seasons of his career, vs. Detroit (10/30/16)
- Passed Andre Johnson (311 from 2003-06) for the most receptions (312) in the first four years of a player's career in Texans history, at Tennessee (11/1/17)
- Passed WR Andre Johnson for the most receptions (239), receiving yards (3,533), receiving touchdowns (19) and 100-yard receiving games (11) in a player's first three seasons in franchise history
- The 25th player in NFL history to amass 2,000 yards receiving through his first two seasons
- Became the second player in franchise history to eclipse the 1,000-yard mark in 2014 (WR Andre Johnson 2004, 06, 2008-10, 2012-13). Accomplished the feat vs. Tennessee (11/30/14) in the 12th game of the season
- Reached 1,000 career yards receiving in his 19th game
- Reached 2,000 career yards receiving in his 31st game. The second youngest (22 years, 198 days) player in NFL history to reach 2,000 yards
- Became the fastest player in team history to reach 3,000 receiving yards, doing so in his 42nd career game. The previous record was held by Andre Johnson (48 games)
- Reached 100 career catches in his 27th game

- Became the fastest player in team history to reach 200 receptions, doing so in his 42nd career game. The previous record was held by WR Andre Johnson (43 games)
- Became the first player in team history to accumulate 1,000 receiving yards in the first 10 games of a season (2015)
- Had a career-high 238 yards vs. Tennessee (11/30/14), which was the fourth 200-yard receiving game in franchise history. Averaged 26.4 yards per reception, which was the highest single-game average for a player with at least five receptions in franchise history
- Registered six 100-yard games in 2015 tied for the second-most in a season in franchise history
- Recorded a streak of four consecutive 100-yard receiving games from Week 3 to 6 in 2015, which is tied for the longest in franchise history
- Became the second player in franchise history to record a 100-catch season in 2015
- In 2015, set single-season career highs in receptions (111), receiving yards (1,521), receiving touchdowns (11) and 100-yard receiving games (six). Ranked third in the NFL in receptions and receiving yards and tied for seventh in receiving touchdowns
- Finished the 2015 regular season with the third-most receptions (111), fourth-most receiving yards (1,521) and the second-most receiving touchdowns (11) in a single season in franchise history

## 2018 (Houston 16/16; 1/1):

- Set career highs in receptions (115) and receiving yards (1,572) and finished with the second-most touchdowns in a season (11)
- Tied Andre Johnson for the most receptions (115) in a single season in franchise history
- Earned AP All-Pro First Team honors for a second-consecutive season
- Selected to his third-career and second-consecutive Pro Bowl
- Finished with a team-high 78 yards receiving on eight catches (9.8 avg.) at New England (9/9) extending his streak to 10 consecutive games with 60-or-more scrimmage yards, dating back to Week 8 of 2017
- Recorded 110 yards receiving and one touchdown on six receptions (18.3 avg.) at Tennessee (9/16)
- At 26 years, three months and 10 days, became the third-youngest player in NFL history to reach 6,000 receiving yards behind only Randy Moss (25 years, eight months, 27 days) and Larry Fitzgerald (26 years, 0 months, 13 days)
- Finished second on the team with 86 receiving yards on four receptions (14.3 avg.) vs. the N.Y. Giants (9/23). Extended his streak to 12 consecutive games with 60-or-more yards from scrimmage, dating back to Week 8 of the 2017 season, which is the longest active streak in the NFL
- Led the team with 169 yards on 10 receptions (16.9 avg.) and one touchdown at Indianapolis (9/30). His 24-yard reception in overtime set up a game-winning 37-yard field goal by K Ka'imi Fairbairn
- Recorded a team-high 151 receiving yards on nine receptions (16.8 avg.) and notched his first career pass defended on the Cowboys' Hail Mary play as time expired in regulation vs. Dallas (10/7). Tied Andre Johnson (six) for the most receptions of 25-plus yards through Week 5 of a season in franchise history
- Registered a team-high 63 yards receiving on five receptions (12.6 avg.) and one touchdown vs. Buffalo (10/14)
- Recorded three receptions for 50 yards (16.7 avg.) and one touchdown at Jacksonville (10/21). Caught his 40th career touchdown, becoming the fastest player in franchise history to

reach 40 career touchdowns in his 86th career game, passing Andre Johnson (99 games)

- Finished with a team-high six receptions for 82 yards (13.7 avg.) and two touchdowns vs. Miami (10/25). Has tallied 13 touchdown receptions in 15 games played with QB Deshaun Watson
- Tallied 10 receptions for 105 yards (10.5 avg.) and one touchdown at Denver (11/4). Extended his streak to 18 consecutive games with at least 50 yards receiving, which is the longest streak in franchise history and tied Jerry Rice and Warren Wells (18) for the fourth-longest streak in NFL history. Has tallied 14 touchdown receptions in 16 games played with QB Deshaun Watson and broke his own franchise record for the most receiving yards (870 in 2015) through the first nine games of a season in franchise history
- Caught five passes for 56 yards (11.2 avg.) and one touchdown at Washington (11/18). Tied his own franchise record for the most consecutive games with one touchdown (five) and has recorded 15 touchdown receptions in 17 games played with QB Deshaun Watson
- Tallied a team-high five receptions for 74 yards (14.8 avg.) vs. Tennessee (11/26)
- Recorded seven receptions for 91 yards (13.0 avg.) vs. Cleveland (12/2)
- Finished with four receptions for 36 yards (9.0 avg.) and one touchdown vs. Indianapolis (12/9). Recorded the 29th receiving touchdown at home in his career, which is the second-most in the NFL over that span behind only Steelers WR Antonio Brown
- Recorded 10 receptions for a season-high 170 yards (17.0 avg.) and two touchdowns at the N.Y. Jets (12/15). At 26 years, six months and three days, became the second-youngest player in NFL history to reach 7,000 career receiving yards behind only Larry Fitzgerald (26 years, three months, 20 days)
- Finished with nine receptions for 104 yards (11.6 avg.) at Philadelphia (12/23). Eclipsed 100 receptions in a season for the second time in his career (111 in 2015)
- Caught a single-game career-high 12 passes for 147 receiving yards (12.3 avg.) vs. Jacksonville (12/30). Recorded at least 100 yards in three consecutive games for the first time since Weeks 4-6 of the 2015 season. Joined Jerry Rice, Marvin Harrison and Brandon Marshall as the only receivers to record at least 100 receptions, 1,500 yards and 11 touchdowns in multiple seasons in NFL history
- Notched five receptions for 37 yards (7.4 avg.) in the Wild Card Round vs. Indianapolis (1/5)

## 2017 (Houston 15/15):

- Earned AP NFL All-Pro First Team, PFWA All-NFL Team and Pro Football Focus First Team Offense honors
- Named a starter in his second Pro Bowl appearance
- Caught 96 passes for 1,378 yards and 13 touchdowns in 15 games played
- Led the NFL in receiving touchdowns with a single-season franchise-record and single-season career-high 13
- Caught a touchdown in an NFL-high and franchise-record 10 different games and tied for the second-most games with two-or-more receiving touchdowns in the NFL (two)
- Ranked first in the NFL among wide receivers and third among all non-kickers in points scored with a single-season career-high 78
- Scored a receiving touchdown in five straight games, becoming the first player in franchise history to do so and one of two players (Robbie Anderson) in the NFL to do so in 2017



- Became the first player in team history with a touchdown reception in eight straight home games and the only player in the NFL to score a rushing or receiving touchdown in every home game in 2017
- Caught seven passes for the third straight game and tallied 76 yards at New England (9/24)
- Posted four receptions for 52 yards and a career-best three touchdown receptions vs. Kansas City (10/8). He became the second player in team history with three-or-more touchdown receptions in a single game and passed Kevin Walter (25) for the fifth most touchdowns in franchise history
- Caught eight passes for 224 yards and one touchdown at Seattle (10/29). The 224 receiving yards was the second-most in the NFL and second-most in his career. Became the only player in team history to catch six touchdowns in a four-game span. The 10th player in NFL history to notch 224-or-more yards and a touchdown in a game on two separate occasions and topped 5,000 receiving yards for his career
- Finished with a game-high seven receptions for a game-high 125 yards (17.9 yards per reception average) at Baltimore (11/27). With the performance, became the fourth NFL player to top 1,000 receiving yards on the season, tied Andre Johnson (2003-07) for the most 100-yard games through a player's first five seasons in team history (17), passed Owen Daniels (385) for the second-most receptions in team history,
- Registered a season-high 11 receptions for 149 yards and two touchdowns vs. San Francisco (12/10). Recorded his 11th receiving touchdown of the year. Posted his 18th career game with 100-or-more receiving yards, the most in a player's first five seasons in franchise history, and continued his streak of scoring in every home game (seven). Since entering the league in 2013, he has 24 receiving touchdowns in home games, tied for the fourth-most in that span, and had 10 touchdowns in home games, which is tied for the most in a single season since he entered the league in 2013
- Finished with four receptions for 65 yards and one touchdown vs. Pittsburgh (12/25), increasing his NFL lead and franchise records to 13 receiving touchdowns and 10 games with one-or-more receiving touchdowns. Became the first player in franchise history to produce a touchdown reception in eight straight home games and has produced 55-or-more scrimmage yards in nine straight games to become the only receiver to string together such a streak in the NFL

## 2016 (Houston 16/16, 2/2):

- Compiled 954 yards on 78 receptions and four touchdowns in 16 games played
- Finished tied for second in the NFL in third-down receptions (28), tied for 24th in receptions (78) and 29th in receiving yards (954)
- Led the team in receptions, receiving yards and tied for the lead in touchdowns
- Passed Andre Johnson (3,953 from 2003-06) for the most receiving yards by a Texans player in the first four seasons of his career, vs. Detroit (10/30)
- Surpassed 4,000 receiving yards for his career with a team-high five receptions for 48 yards at Jacksonville (11/13) in Week 10
- Led the team with five receptions for 67 yards and his first career postseason touchdown vs. Oakland (1/7/17) in the AFC Wild Card round
- Posted team highs of six receptions for 65 yards at New England (1/14/17) in the AFC Divisional round

## 2015 (Houston 16/16, 1/1):

- Earned Pro Bowl and Associated Press NFL All-Pro Second Team honors after starting all 16 games and recording 111 receptions, 1,521 yards, six 100-yard receiving games and 11 receiving touchdowns
- Ranked third in the NFL in receptions and yards and tied for seventh in receiving touchdowns
- Passed WR Andre Johnson for the most receptions (239), receiving yards (3,533), receiving touchdowns (19) and 100-yard receiving games (11) in a player's first three seasons in franchise history
- Led both teams with 98 receiving yards and two receiving touchdowns on nine receptions vs. Kansas City (9/13). Scored 14 total points (two receiving touchdowns, one two-point conversion), which was the second-highest single-game total by a wide receiver in team history
- Recorded 157 receiving yards with nine receptions at Atlanta (10/4). Posted back-to-back 100-yard receiving games for the first time in his career (Weeks 3-4)
- Led the team with a career-high 11 catches for 169 yards and posted his first career game with 10-or-more receptions vs. Indianapolis (10/8)
- Caught 10 passes for 148 yards and two touchdowns at Jacksonville (10/18). Recorded his fourth consecutive 100-yard receiving game, which tied the franchise record (WR Andre Johnson, 2008). Became the first player in NFL history with at least nine catches and 145 receiving yards in three consecutive games (Weeks 4-6). Had the second-most receptions (52) and fourth-most yards (726) through six games in NFL history. Second player in team history with back-to-back games with 10 catches
- Passed WR Andre Johnson (35 in 2006) for the second-most receptions in a single October in Texans history. Finished the month with 36 receptions for 524 yards and two touchdowns. His receiving yards totals also ranked as the second-most in October in team history
- At 23 years, 169 days old, became the third-youngest player in NFL history to reach 200 career receptions and 3,000 career receiving yards, behind only WR Larry Fitzgerald (23 years, 108 days) and WR David Boston (23 years, 126 days)
- Became the fastest player in team history to reach 200 receptions and 3,000 receiving yards, doing so in his 42nd career game. The previous records were held by WR Andre Johnson (43 and 48 games respectively)
- Became the first player in team history to accumulate 1,000 receiving yards in the first 10 games of a season
- Notched his 10th career 100-yard receiving game, passing WR Andre Johnson (nine) for the most 100-yard receiving games in a player's first three seasons in team history
- Tied TE Owen Daniels (four) for the second-most career multiple-touchdown games in Texans history
- Tied WR Andre Johnson (three in 2009) for the most multiple-touchdown games in a single season in team history
- Caught three passes for 52 yards (17.3 avg.), including a long of 40 yards, vs. New England (12/13). Set a single-season career high in receiving yards, surpassing his previous high of 1,210 receiving yards in 2014
- Became just the third wide receiver in NFL history at age 23-or-younger with 1,400 receiving yards and 11 receiving touchdowns in a season (WR Isaac Bruce, WR Randy Moss)
- In his first career playoff start, led the team with six receptions for 69 yards in the AFC Wild Card game vs. Kansas City (1/9/16). His receiving yardage total ranked as the sixth-highest mark in a postseason game in Texans history, while his reception total



ranked seventh

## 2014 (Houston 16/16):

- Named a Pro Bowl alternate after becoming the second player in franchise history to eclipse the 1,000-yard mark. Finished his second NFL season with 76 catches for 1,210 yards and six touchdowns
- Hauled in a career long 76-yard touchdown in the second quarter in a win vs. Washington (9/7). Finished the game with four receptions for 89 yards
- Set a career high of 238 yards receiving, two touchdowns receiving and nine receptions vs. Tennessee (11/30) in Week 13, which was the fourth 200-yard receiving game and second highest total in franchise history. Averaged 26.4 yards per reception, the highest single-game average for a player with at least five receptions in franchise history. Tied a franchise single-game record with four receptions of 25-plus yards. Became the second player in franchise history to eclipse the 1,000-yard mark in franchise history. Recorded 117 yards receiving in the first half and 121 in the second half after entering the game having not registered 100 yards receiving in any half of his career
- Caught five passes for 38 yards vs. Baltimore (12/21). Became the fifth player in franchise history with more than 2,000 receiving yards and the second-youngest (22 years, 198 days) player in NFL history to reach 2,000 yards receiving. Became the 25th player in NFL history with 2,000 yards receiving through his first two seasons

## 2013 (Houston 16/16):

- Started all 16 games and finished the season with 52 receptions for 802 yards (15.4 avg.), ranking second in both categories among rookies in franchise history to Andre Johnson's 66 receptions for 976 yards in 2003
- Also recorded two receiving touchdowns as a rookie
- Earned a spot on the PFWA All-Rookie Team and was voted the Texans Rookie of the Year by teammates
- Named NFL Offensive Rookie of the Month in September after finishing the month with 20 receptions for 270 yards (13.5 avg.) and a touchdown
- Made his first career start at wide receiver in his NFL debut and recorded five receptions for 66 yards (13.2 avg.) at San Diego (9/9) in Week 1
- Recorded seven receptions for 117 yards (16.7 avg.) and the game-winning touchdown in overtime vs. Tennessee (9/15) to become the youngest player in NFL history to score the game-winning touchdown in overtime at 21 years and 101 days
- Had the second-most yards receiving ever by a Texans rookie vs. Tennessee in Week 2, (WR Andre Johnson, 122 at Buffalo, 11/16/03) and tied for the second-most receptions by a rookie in franchise history
- Caught two passes for 77 yards (38.5 avg.), including a franchise-long reception by a rookie of 66 yards vs. New England (12/1) in Week 13

## COLLEGE:

- Played three seasons (2010-12) at Clemson (S.C.) University
- Appeared in 39 games, starting 32 contests for the Tigers
- Had 206 receptions for 3,020 yards (14.7 avg) and 27 touchdowns, adding 32 yards on a pair of kickoff returns and 82 yards on 12 punt returns (6.8 avg), to amass 3,134 all-purpose yards, an average of 80.4 yards per game
- The only player in Clemson history with multiple 100-yard receiving performances in bowl games (105 vs. South Florida in the 2010 Meineke Car Care Bowl; 107 vs. West Virginia in the 2012 Orange Bowl; 191 yards vs. Louisiana State in the 2012 Chick-fil-A Bowl), as he tallied 32 receptions for 403 yards and three touchdowns in three postseason appearances
- His 3,020 receiving yards are the 11th-highest total by an ACC player and second in Clemson history behind only Sammy Watkins
- His 27 touchdown grabs tied WR Herman Moore of Virginia (1988-90) and Sammy Watkins (2011-13) for ninth on the ACC all-time record chart
- Majored in community recreation, sport and camp management

## PERSONAL:

- Attended D.W. Daniel High School in Central, S.C., playing football for Head Coach Randy Robinson
- Registered 57 receptions for 1,266 yards and 18 touchdowns on offense and 28 interceptions, returning five for touchdowns on defense
- Returned 11 punts for 289 yards and three touchdowns, along with two kickoff returns for 119 yards and one score as a senior
- Rated the 12th-best receiver in the nation and the state's eighth-best overall prospect by Rivals.com, and was the 14th-ranked cornerback by Scout.com and ESPN rated him the 29th-best athlete
- Super Prep's sixth-ranked athlete in the state, he received all-state first-team honors from the Charlotte Observer and The State, adding All-Southern honors from the Orlando Sentinel
- A finalist for state "Mr. Football" accolades, he was twice named All-State (defense) by the Associated Press
- Participated in the Offense-Defense All American game and the Shrine Bowl
- Two-time Seneca Daily Journal Player of the Year and Anderson Independent Player of the Year choice, in addition to receiving Class AAA All-State honors from the High School Sports Report as a junior and senior
- Added co-region player of the year recognition as a senior and was a three-time all-region pick
- Led D.W. Daniel High to a 37-4 record during his gridiron career
- Was also a four-year starter for the school's basketball team, a three-time all-state choice who tallied more than 1,300 points, 400 rebounds, 600 assists, and 200 steals in his career
- Uncle, the late Terry Smith, had 162 receptions as a Clemson Tiger from 1990-93

## VETERAN BIOS

### DEANDRE HOPKINS' NFL REGULAR SEASON RUSHING/RECEIVING STATISTICS

DATE	TEAM	GP	GS	RECEIVING				RUSHING			
				NO.	YDS	AVG	LG	TD	NO.	YDS.	AVG.
2013	Texans	16	16	52	802	15.4	66	2	0	0	0.0
2014	Texans	16	16	76	1,210	15.9	76t	6	0	0	0.0
2015	Texans	16	16	111	1,521	13.7	61t	11	0	0	0.0
2016	Texans	16	16	78	954	12.2	51	4	0	0	0.0
2017	Texans	15	15	96	1,378	14.4	72t	13	0	0	0.0
2018	Texans	16	16	115	1,572	13.7	49t	11	1	-7	-7.0
NFL TOTALS		95	95	528	7,437	14.1	76t	47	1	-7	-7.0

### DEANDRE HOPKINS' NFL POSTSEASON RUSHING/RECEIVING STATISTICS

DATE	TEAM	GP	GS	RECEIVING				RUSHING			
				NO.	YDS	AVG	LG	TD	NO.	YDS.	AVG.
2015	Texans	1	1	6	69	11.5	17	0	0	0	0.0
2016	Texans	2	2	11	132	12.0	38	1	0	0	0.0
2018	Texans	1	1	5	37	7.4	13	0	0	0	0.0
NFL TOTALS		4	4	22	238	10.8	38	1	0	0	0.0

### SINGLE-GAME HIGHS: RUSHING/RECEIVING

<b>Rush Attempts</b>	1 at New England Patriots, Sep 09, 2018	<b>Receiving TDs</b>	3 vs. Kansas City Chiefs, Oct 08, 2017
<b>Receptions</b>	12 vs. Jacksonville Jaguars, Dec 30, 2018	<b>All-purpose yards</b>	238 vs. Tennessee Titans, Nov 30, 2014
<b>Receiving Yards</b>	238 vs. Tennessee Titans, Nov 30, 2014	<b>Most TDs</b>	3 vs. Kansas City Chiefs, Oct 08, 2017
<b>Longest Receptions</b>	76t vs. Washington Redskins, Sep 07, 2014		

### SINGLE-GAME HIGHS - POSTSEASON: RUSHING/RECEIVING

<b>Receptions</b>	6 at New England Patriots, Jan 14, 2017 ...1 more at 6.	<b>Receiving TDs</b>	1 vs. Oakland Raiders, Jan 07, 2017
<b>Receiving Yards</b>	69 vs. Kansas City Chiefs, Jan 09, 2016	<b>All-purpose yards</b>	69 vs. Kansas City Chiefs, Jan 09, 2016
<b>Longest Receptions</b>	38 vs. Oakland Raiders, Jan 07, 2017	<b>Most TDs</b>	1 vs. Oakland Raiders, Jan 07, 2017

# VETERAN BIOS

## 100-YARD RECEIVING GAMES (25): REGULAR SEASON

DATE	TEAM	NO.	YDS.	AVG.	LG	TD
09/15/13	TITANS	7	117	16.7	28	1
09/21/14	at Giants	6	116	19.3	49	0
10/20/14	at Steelers	6	108	18.0	32	0
11/02/14	EAGLES	6	115	19.2	45	1
11/30/14	TITANS	9	238	26.4	58t	2
09/27/15	BUCCANEERS	8	101	12.6	29	1
10/04/15	at Falcons	9	157	17.4	28	0
10/08/15	COLTS	11	169	15.4	34	0
10/18/15	at Jaguars	10	148	14.8	29	2
11/22/15	JETS	5	118	23.6	61t	2
12/27/15	at Titans	7	117	16.7	44	1
09/18/16	CHIEFS	7	113	16.1	35	1
01/01/17	at Titans	7	123	17.6	51	0
10/01/17	TITANS	10	107	10.7	21	1
10/29/17	at Seahawks	8	224	28.0	72t	1
11/12/17	at Rams	7	111	15.9	36	0
11/27/17	at Ravens	7	125	17.9	39	0
12/10/17	49ERS	11	149	13.5	29t	2
09/16/18	at Titans	6	110	18.3	31	1
09/30/18	at Colts	10	169	16.9	30	1
10/07/18	COWBOYS	9	151	16.8	49	0
11/04/18	at Broncos	10	105	10.5	16t	1
12/15/18	at Jets	10	170	17.0	45t	2
12/23/18	at Eagles	9	104	11.6	18	0
12/30/18	JAGUARS	12	147	12.3	43	0

## 2018 GAME-BY-GAME REGULAR SEASON STATISTICS (TEXANS)

2018 GAME BY GAME REGULAR SEASON STATISTICS (TEXANS)													
W	DATE	OPPONENT	P/S	RECEIVING				RUSHING				W/L	SCORE
				NO	YDS	LG	TD	ATT	YDS	LG	TD		
01	09/09	at Patriots	S	8	78	17	0	1	-7	-7	0	L	20-27
02	09/16	at Titans	S	6	110	31	1	0	0	0	0	L	17-20
03	09/23	Giants	S	6	86	24	0	0	0	0	0	L	22-27
04	09/30	at Colts	S	10	169	30	1	0	0	0	0	W	37-34+
05	10/07	Cowboys	S	9	151	49	0	0	0	0	0	W	19-16+
06	10/14	Bills	S	5	63	24	1	0	0	0	0	W	20-13
07	10/21	at Jaguars	S	3	50	31	1	0	0	0	0	W	20-7
08	10/25	Dolphins	S	6	82	49t	2	0	0	0	0	W	42-23
09	11/04	at Broncos	S	10	105	16t	1	0	0	0	0	W	19-17
11	11/18	at Redskins	S	5	56	16t	1	0	0	0	0	W	23-21
12	11/26	Titans	S	5	74	28	0	0	0	0	0	W	34-17
13	12/02	Browns	S	7	91	29	0	0	0	0	0	W	29-13
14	12/09	Colts	S	4	36	13	1	0	0	0	0	L	21-24
15	12/15	at Jets	S	10	170	45t	2	0	0	0	0	W	29-22
16	12/23	at Eagles	S	9	104	18	0	0	0	0	0	L	30-32
17	12/30	Jaguars	S	12	147	43	0	0	0	0	0	W	20-3
2018 TOTALS			16-16	115	1,572	49t	11	1	-7	-7	0	11-5	

+ - Overtime

## VETERAN BIOS

### 2018 GAME-BY-GAME POSTSEASON STATISTICS (TEXANS)

W	DATE	OPPONENT	P/S	RECEIVING				RUSHING			TD	W/L	SCORE
				NO	YDS	LG	TD	ATT	YDS	LG			
01	01/05	Colts	S	5	37	13	0	0	0	0	0	L	7-21
2018 TOTALS			1-1	5	37	13	0	0	0	0	0	0-1	





# BUDDY HOWELL

**RUNNING BACK**

**6-1 | 218 | FLORIDA ATLANTIC**

**HOMETOWN: COCONUT GROVE, FLA. | AGE: 23**

**2ND NFL SEASON | 2ND WITH TEXANS | ACQUIRED: W-'18 (MIA)**

**2018 GP/GS: 15/0 | CAREER GP/GS: 15/0**

**TEAMS: HOU '18**



**38**

**TRANSACTIONS:** Signed by the Miami Dolphins as a college free agent on May 10, 2018...Waived by the Dolphins on Sept. 1, 2018...Claimed off waivers by the Houston Texans on Sept. 2, 2018.

## 2018 (Houston 15/0; 0/0):

- Finished with nine special teams tackles, one forced fumble and one fumble recovery in 15 games as a rookie
- Active, but did not play in Week 1 at New England (9/9)
- Made his NFL debut and contributed on special teams at Tennessee (9/16)
- Recorded his first career special teams tackle vs. the N.Y. Giants (9/23)
- Contributed on special teams at Indianapolis (9/30)
- Appeared on special teams vs. Dallas (10/7)
- Recorded a career-high two special teams tackles and first career forced fumble vs. Buffalo (10/14)
- Contributed on special teams at Jacksonville (10/21)
- Recorded one special teams tackle vs. Miami (10/25)
- Notched one special teams tackle at Denver (11/4)
- Tallied one special teams tackle at Washington (11/18)
- Contributed on special teams vs. Tennessee (11/26)
- Appeared on special teams and recorded one fumble recovery vs. Cleveland (12/2)
- Contributed on special teams vs. Indianapolis (12/9)
- Finished with a career-high three special teams tackles at the N.Y. Jets (12/15)
- Appeared on special teams at Philadelphia (12/23)
- Contributed on special teams vs. Jacksonville (12/30)
- Inactive in the Wild Card Round vs. Indianapolis (1/5)

## CAREER AT FLORIDA ATLANTIC:

- Played four seasons (2014-17) at Florida Atlantic University in Boca Raton, Fla.
- Appeared in 29 career games with 16 starts
- Tallied 2,424 yards on 463 carries (5.2 avg.) and 22 touchdowns

during his collegiate career

## 2017 (Florida Atlantic):

- Appeared in 12 games with one start as a senior for the Owls
- Rushed for 740 yards on 112 carries (6.6 avg.) and five touchdowns
- Set a single-game school record with 13.5 yards per carry when he rushed for 175 yards on 13 carries vs. Bethune-Cookman (9/16)

## 2016 (Florida Atlantic):

- Played 12 games, starting 10 as a junior in 2016
- Tallied 833 yards rushing on 168 carries (5.0 avg.) and 13 touchdowns
- Recorded five receptions for 42 yards (8.4 avg.)
- Named the team's Co-Ironman of the Year

## 2015 (Florida Atlantic):

- Played in all 12 games, starting five as a sophomore
- Rushed for 598 yards on 133 carries (4.5 avg.) and three touchdowns
- Caught five passes for 54 yards (10.8 avg.)

## 2014 (Florida Atlantic):

- Appeared in three games as a true freshman
- Notched 50 carries for 253 yards (5.1 avg.) and one touchdown

## PERSONAL:

- Attended Coral Gables (Fla.) High School
- Rushed for 1,567 yards on 232 carries (6.8 avg.) and 13 touchdowns in high school
- Participated in track and field at Coral Gables H.S.
- Earned third-team all-state and first-team all-county honors as a senior in 2013
- Majored in business management with a minor in accounting

## SINGLE-GAME HIGHS: RUSHING/RECEIVING

3 at New York Jets, Dec 15, 2018

Special Teams Tackles

# VETERAN BIOS

## 2018 GAME-BY-GAME REGULAR SEASON STATISTICS (TEXANS)

W	DATE	OPPONENT	P/S	RUSHING				RECEIVING				TD	W/L	SCORE
				ATT	YDS	LG	TD	NO	YDS	LG	TD			
01	09/09	at Patriots											L	20-27
02	09/16	at Titans	P	0	0	0	0	0	0	0	0	0	L	17-20
03	09/23	Giants	P	0	0	0	0	0	0	0	0	0	L	22-27
04	09/30	at Colts	P	0	0	0	0	0	0	0	0	0	W	37-34+
05	10/07	Cowboys	P	0	0	0	0	0	0	0	0	0	W	19-16+
06	10/14	Bills	P	0	0	0	0	0	0	0	0	0	W	20-13
07	10/21	at Jaguars	P	0	0	0	0	0	0	0	0	0	W	20-7
08	10/25	Dolphins	P	0	0	0	0	0	0	0	0	0	W	42-23
09	11/04	at Broncos	P	0	0	0	0	0	0	0	0	0	W	19-17
11	11/18	at Redskins	P	0	0	0	0	0	0	0	0	0	W	23-21
12	11/26	Titans	P	0	0	0	0	0	0	0	0	0	W	34-17
13	12/02	Browns	P	0	0	0	0	0	0	0	0	0	W	29-13
14	12/09	Colts	P	0	0	0	0	0	0	0	0	0	L	21-24
15	12/15	at Jets	P	0	0	0	0	0	0	0	0	0	W	29-22
16	12/23	at Eagles	P	0	0	0	0	0	0	0	0	0	L	30-32
17	12/30	Jaguars	P	0	0	0	0	0	0	0	0	0	W	20-3
2018 TOTALS			15-0	0	0	0	0	0	0	0	0	0	11-5	

+ - Overtime

## 2018 GAME-BY-GAME POSTSEASON STATISTICS (TEXANS)

W	DATE	OPPONENT	P/S	RUSHING				RECEIVING				TD	W/L	SCORE
				ATT	YDS	LG	TD	NO	YDS	LG	TD			
01	01/05	Colts											L	7-21
2018 TOTALS			0-0	0	0	0	0	0	0	0	0	0	0-1	



# RODERICK JOHNSON

TACKLE

6-6 | 306 | FLORIDA STATE

HOMETOWN: FLORISSANT, MO. | AGE: 23

3RD NFL SEASON | 2ND WITH TEXANS | ACQUIRED: W-'18 (CLE)

2018 GP/GS: 1/0 | CAREER GP/GS: 1/0

TEAMS: CLE '17; HOU '18



63

**TRANSACTIONS:** Selected by the Cleveland Browns with the 16th pick in the fifth round (160th overall) of the 2017 NFL Draft...Waived by the Browns on June 19, 2018...Claimed off waivers by the Houston Texans on June 20, 2018...Waived by the Texans on Sept. 1, 2018...Signed to the Texans practice squad on Sept. 2, 2018...Signed to the Texans active roster on Sept. 12, 2018...Waived by the Texans on Oct. 4, 2018...Signed to the Texans practice squad on Oct. 6, 2018...Signed to the Texans active roster on Dec. 8, 2018.

## 2018 (Houston 1/0; 0/0):

- ✦ Elevated to the after roster following Week 1
- ✦ Inactive Weeks 2-4
- ✦ Spent Weeks 5-13 on the Texans practice squad
- ✦ Elevated to the active roster prior to Week 14
- ✦ Made his NFL debut and contributed on special teams vs. Indianapolis (12/9)
- ✦ Inactive Weeks 15-17
- ✦ Inactive in the Wild Card Round vs. Indianapolis (1/5)

## 2017 (Cleveland 0/0):

- ✦ Placed on the Reserve/Injured list on Sept. 4

## COLLEGE:

- ✦ Played three seasons (2014-16) at Florida State University in Tallahassee, Fla.
- ✦ Two-time Jacobs Blocking Trophy recipient, awarded to the ACC's best blocker
- ✦ Earned All-America and first-team All-ACC recognition in 2015 and 2016

- ✦ Made 31 consecutive starts, blocking for Florida State's all-time leading rusher Dalvin Cook and a ground attack that averaged 206.8 yards per game in 2016
- ✦ One of two offensive linemen to start every game in 2015 (all at left tackle)
- ✦ Earned first-team All-ACC honors in 2015 by the media and coaches
- ✦ Paved the way for Cook to set a single-season school record with 1,691 rushing yards, including nine 100-yard rushing games
- ✦ Appeared in eight contests (five starts) as a freshman in 2014, en route to being named a freshman All-American
- ✦ Majored in social sciences

## PERSONAL:

- ✦ Four-star recruit from Hazelwood Central High School in Florissant, Mo.
- ✦ Earned Missouri Class 6A first-team all-state honors
- ✦ Two-time first-team All-Metro selection
- ✦ Helped his team to a 12-1 record, a Suburban North Conference Championship and an appearance in the Missouri 6A state semifinals as a senior
- ✦ Led an offensive line that blocked for 3,088 rushing yards (237.5 yards per game)
- ✦ Earned the STL Football U Junior National Elite award
- ✦ Given name is Roderick Tyler Johnson, but preferred name is Rod
- ✦ Interested in social science and computer programming
- ✦ Lists the Pentagon as his desired workplace if not pursuing his football career

# VETERAN BIOS

## 2018 GAME-BY-GAME REGULAR SEASON STATISTICS (TEXANS)

W	DATE	OPPONENT	P/S		W/L	SCORE
01	09/09	at Patriots		PRACTICE SQUAD	L	20-27
02	09/16	at Titans		INACTIVE	L	17-20
03	09/23	Giants		INACTIVE	L	22-27
04	09/30	at Colts		INACTIVE	W	37-34+
05	10/07	Cowboys		PRACTICE SQUAD	W	19-16+
06	10/14	Bills		PRACTICE SQUAD	W	20-13
07	10/21	at Jaguars		PRACTICE SQUAD	W	20-7
08	10/25	Dolphins		PRACTICE SQUAD	W	42-23
09	11/04	at Broncos		PRACTICE SQUAD	W	19-17
11	11/18	at Redskins		PRACTICE SQUAD	W	23-21
12	11/26	Titans		PRACTICE SQUAD	W	34-17
13	12/02	Browns		PRACTICE SQUAD	W	29-13
14	12/09	Colts	P		L	21-24
15	12/15	at Jets		INACTIVE	W	29-22
16	12/23	at Eagles		INACTIVE	L	30-32
17	12/30	Jaguars		INACTIVE	W	20-3
2018 TOTALS		1-0			11-5	

+ - Overtime

## 2018 GAME-BY-GAME POSTSEASON STATISTICS (TEXANS)

W	DATE	OPPONENT	P/S		W/L	SCORE
01	01/05	Colts		INACTIVE	L	7-21
2018 TOTALS		0-0			0-1	





# TAIWAN JONES

**RUNNING BACK**

**6-0 | 195 | EASTERN WASHINGTON**

**HOMETOWN: SAN FRANCISCO, CA | AGE: 30**

**9TH NFL SEASON | 1ST WITH TEXANS | ACQUIRED: FA-'19**

**2018 GP/GS: 6/0 | CAREER GP/GS (POST): 81/0 (1/0)**

**TEAMS: OAK '11-'17; BUF '17-'18; HOU '19**



**34**

**TRANSACTIONS:** Selected by the Oakland Raiders with the 28th pick in the fourth round (125th overall) of the 2011 NFL Draft...Re-signed by the Raiders on February 2, 2014 to a three-year extension...Released by the Raiders on July 28, 2017...Signed by the Buffalo Bills on August 3, 2017...Re-signed with the Bills as an unrestricted free agent on March 20, 2018...Signed with the Houston Texans on May 14, 2019.

## CAREER:

- Entering his ninth NFL season
- Ranks in the top 25 among kick returners in the NFL with 1,890 yards since entering the league in 2011, highlighted by his 2015 season with the Oakland Raiders where he totaled 829 kick return yards, the fourth most in the NFL. He also added 74 rushing yards on 16 carries and hauled in seven receptions for 106 yards and a touchdown
- Tallied 183 rushing yards in his eight seasons as a running back and caught 18 of his 25 targets (72%) for 251 yards and a touchdown. His 72.0 receiving percentage since entering the league in 2011 ranks him in the top 25 among players with at least 80 games and 25 targets during that span
- Recorded his only career touchdown in 2015 with the Oakland Raiders on a 59-yard reception in Week 8 against the New York Jets. His 59-yard catch was tied for the ninth-longest reception by a running back in the 2015 season

## 2018 (Buffalo 6/0):

- Appeared in six games and finished with 89 yards on five kick returns (17.8 avg.)
- Returned two kickoffs for 37 yards at Green Bay (9/30)
- Recorded a 27-yard kick return vs. Tennessee (10/7)

## 2017 (Buffalo 8/0):

- Recorded a total of 50 kickoff return yards and 11 offensive yards in eight games
- Returned two kickoffs for 50 yards (25.0 avg.) at Atlanta (10/1)

## 2016 (Oakland 13/0, 1/0):

- Finished with 43 yards receiving and 112 kick return yards in 13 games
- Caught two passes for 17 yards (8.5 avg.) and returned three kickoffs for a season-high 49 yards in Week 1 at New Orleans (9/11)
- Pulled in his only target for a 15-yard reception in Week 12 vs. Carolina (11/27)

## 2015 (Oakland 12/0):

- Finished the season with 180 scrimmage yards, establishing career highs in both rushing yards (74) and receiving yards (106)
- Recorded a career-high 829 kick return yards (26.7 avg.), the fourth most in the league
- Averaged 15.1 yards per reception, which ranked third among all running backs with at least five catches
- Eclipsed 100 kickoff return yards in a game four times in 2015, becoming one of only three kick returners with four 100+ yard games in 2015
- Pulled in a 59-yard touchdown catch in Week 8 vs. the New York Jets (11/1), notching the only touchdown of his career. His 59-yard catch was the ninth-longest reception by an NFL running back in 2015. Added 101 yards on four kick returns, his first 100+ yard game of the season
- Returned six kickoffs for a career-high 145 yards in Week 10 vs. Minnesota (11/15)
- Recorded 142 yards on five kick returns in Week 16 vs. San Diego (12/24), marking his third 100+ yard game of the season
- Posted 100+ kick return yards for the second consecutive week and fourth time of the season with a 124-yard performance (41.3 avg.) at Kansas City (1/3), including a career-long 70-yard return in the first quarter that led to an Oakland field goal

## 2014 (Oakland 16/16):

- Saw action in Week 1 against the New York Jets (9/7), but suffered an injury that sidelined him for the rest of the season

## 2013 (Oakland 16/0):

- Played in all 16 games.
- Finished the season with 623 kick return yards and added 78 scrimmage yards on offense.
- Posted a season-high 38.5 kickoff return average after recording two returns for 77 yards in Week 10 at the New York Giants (11/10).
- Recorded the first 100+ yard game of his career in Week 15 vs. Kansas City with 107 yards on four returns

## 2012 (Oakland 14/0):

- Played in 14 games, totaling 21 yards rushing, 11 yards receiving and 22 yards on kick returns

## 2011 (Oakland 10/0):

- Saw action in 10 games as a rookie.
- Recorded 73 yards on the ground, 25 yards receiving and 165 yards on kick returns
- Made his NFL debut on offense in Week 2 at Buffalo (9/18), where he rushed once for four yards

## VETERAN BIOS

- Rushed seven times for a season-high 39 yards (5.57 avg.) at San Diego in Week 10 (11/10)

### COLLEGE:

- Initially signed with Eastern Washington as a cornerback, but was moved to running back his junior year
- Holds the EWU school record for all-purpose yards per game (162.0) and recorded 5,021 all-purpose yards over his collegiate career
- Sideline for his freshman year with an injury, but started four games at cornerback in 2008 before being moved to running back in 2009
- Scored on his first collegiate carry with an 87-yard touchdown run
- Set a school record in 2009 with a 96-yard touchdown run against Idaho State
- Eclipsed 200 all-purpose yards 12 times in his career
- Finished his senior year with 1,742 yards and 14 touchdowns in

12 games, earning him Big Sky Conference Offensive Player of the Year and first team All-America honors. He was also selected to the Associated Press first team, Football Coaches Association first team and College Sporting News first team

### PERSONAL:

- Attended Deer Valley High School in Antioch, Calif.
- Started on both sides of the ball as a running back and cornerback
- In his senior season, set a single-season record with 19 touchdowns and rushed for 1,466 yards (9.3 avg.), while adding 37 tackles on defense
- Named Contra Costa Times Player of the Year and selected first-team all-metro by the San Francisco Chronicle
- Also a standout on the high school track team, where he ran a career-best 100 meter time of 10.53 seconds at the 2007 State Championships

### TAIWAN JONES' NFL REGULAR SEASON RUSHING/RECEIVING STATISTICS

		RUSHING							RECEIVING				
DATE	TEAM	GP	GS	NO.	YDS.	AVG.	LG	TD	NO.	YDS	AVG	LG	TD
2011	Raiders	10	0	16	73	4.6	14	0	2	25	12.5	30	0
2012	Raiders	14	0	6	21	3.5	7	0	2	11	5.5	7	0
2013	Raiders	16	0	5	23	4.6	19	0	2	55	27.5	52	0
2014	Raiders	2	0	0	0	0.0	0	0	0	0	0.0	0	0
2015	Raiders	12	0	16	74	4.6	19	0	7	106	15.1	59t	1
2016	Raiders	13	0	1	-8	-8.0	-8	0	4	43	10.8	16	0
2017	Raiders	0	0	0	0	0.0	0	0	0	0	0.0	0	0
2017	Bills	8	0	0	0	0.0	0	0	1	11	11.0	11	0
2017	TOTAL	8	0	0	0	0.0	0	0	1	11	11.0	11	0
2018	Bills	6	0	0	0	0.0	0	0	0	0	0.0	0	0
NFL	TOTALS	81	0	44	183	4.2	19	0	18	251	13.9	59t	1

### TAIWAN JONES' NFL POSTSEASON RUSHING/RECEIVING STATISTICS

		RUSHING							RECEIVING				
DATE	TEAM	GP	GS	NO.	YDS.	AVG.	LG	TD	NO.	YDS	AVG	LG	TD
2016	Raiders	1	0	0	0	0.0	0	0	0	0	0.0	0	0
NFL	TOTALS	1	0	0	0	0.0	0	0	0	0	0.0	0	0

### TAIWAN JONES' NFL REGULAR SEASON RETURN STATISTICS

		KICKOFF RETURNS					PUNT RETURNS					
DATE	TEAM	RET.	YDS.	AVG.	LG	TD	NO.	FC	YDS	AVG	LG	TD
2011	Raiders	8	165	20.6	46	0	0	0	0	0.0	0	0
2012	Raiders	2	22	11.0	16	0	0	0	0	0.0	0	0
2013	Raiders	26	623	24.0	41	0	0	0	0	0.0	0	0
2014	Raiders	0	0	0.0	0	0	0	0	0	0.0	0	0
2015	Raiders	31	829	26.7	70	0	0	0	0	0.0	0	0
2016	Raiders	8	112	14.0	21	0	0	0	0	0.0	0	0
2017	Raiders	0	0	0.0	0	0	0	0	0	0.0	0	0
2017	Bills	2	50	25.0	27	0	0	0	0	0.0	0	0
2017	TOTAL	2	50	25.0	27	0	0	0	0	0.0	0	0
2018	Bills	5	89	17.8	27	0	0	0	0	0.0	0	0
NFL	TOTALS	82	1,890	23.0	70	0	0	0	0	0.0	0	0

# VETERAN BIOS

## TAIWAN JONES' NFL POSTSEASON RETURN STATISTICS

DATE TEAM	RET.	KICKOFF RETURNS				PUNT RETURNS					
		YDS.	AVG.	LG	TD	NO.	FC	YDS	AVG	LG	TD
2016 Raiders	1	23	23.0	23	0	0	0	0	0.0	0	0
<b>NFL TOTALS</b>	<b>1</b>	<b>23</b>	<b>23.0</b>	<b>23</b>	<b>0</b>	<b>0</b>	<b>0</b>	<b>0</b>	<b>0.0</b>	<b>0</b>	<b>0</b>

### SINGLE-GAME HIGHS: RUSHING/RECEIVING


<b>Rush Attempts</b>	7 at San Diego Chargers, Nov 10, 2011	<b>All-purpose yards</b>	165 vs. New York Jets, Nov 01, 2015
<b>Rushing Yards</b>	39 at San Diego Chargers, Nov 10, 2011	<b>Kickoff Returns</b>	6 vs. Minnesota Vikings, Nov 15, 2015
<b>Longest Runs</b>	19 at San Diego Chargers, Oct 25, 2015 ...1 more at 19.	<b>Kickoff Return Yards</b>	145 vs. Minnesota Vikings, Nov 15, 2015
<b>Receptions</b>	2 at New Orleans Saints, Sep 11, 2016 ...1 more at 2.	<b>Longest Kickoff Return</b>	70 at Kansas City Chiefs, Jan 03, 2016
<b>Receiving Yards</b>	59 vs. New York Jets, Nov 01, 2015	<b>Special Teams Tackles</b>	4 at Pittsburgh Steelers, Nov 08, 2015
<b>Longest Receptions</b>	59t vs. New York Jets, Nov 01, 2015	<b>Most TDs</b>	1 vs. New York Jets, Nov 01, 2015
<b>Receiving TDs</b>	1 vs. New York Jets, Nov 01, 2015		

### SINGLE-GAME HIGHS - POSTSEASON: RUSHING/RECEIVING

<b>All-purpose yards</b>	23 at Houston Texans, Jan 07, 2017	<b>Longest Kickoff Return</b>	23 at Houston Texans, Jan 07, 2017
<b>Kickoff Returns</b>	1 at Houston Texans, Jan 07, 2017	<b>Special Teams Tackles</b>	1 at Houston Texans, Jan 07, 2017
<b>Kickoff Return Yards</b>	23 at Houston Texans, Jan 07, 2017		

### 2018 GAME-BY-GAME REGULAR SEASON STATISTICS (BILLS)

W DATE	OPPONENT	P/S	RUSHING				RECEIVING				TD	W/L	SCORE
			ATT	YDS	LG	TD	NO	YDS	LG				
01 09/09	at Ravens	P	0	0	0	0	0	0	0	0	0	L	3-47
02 09/16	Chargers	P	0	0	0	0	0	0	0	0	0	L	20-31
03 09/23	at Vikings	P	0	0	0	0	0	0	0	0	0	W	27-6
04 09/30	at Packers	P	0	0	0	0	0	0	0	0	0	L	0-22
05 10/07	Titans	P	0	0	0	0	0	0	0	0	0	W	13-12
06 10/14	at Texans	P	0	0	0	0	0	0	0	0	0	L	13-20
07 10/21	at Colts					INACTIVE						L	5-37
08 10/29	Patriots					INACTIVE						L	6-25
09 11/04	Bears					RESERVE/INJURED						L	9-41
10 11/11	at Jets					RESERVE/INJURED						W	41-10
12 11/25	Jaguars					RESERVE/INJURED						W	24-21
13 12/02	at Dolphins					RESERVE/INJURED						L	17-21
14 12/09	Jets					RESERVE/INJURED						L	23-27
15 12/16	Lions					RESERVE/INJURED						W	14-13
16 12/23	at Patriots					RESERVE/INJURED						L	12-24
17 12/30	Dolphins					RESERVE/INJURED						W	42-17
<b>2018 TOTALS</b>	<b>6-0</b>		<b>0</b>	<b>0</b>	<b>0</b>	<b>0</b>	<b>0</b>	<b>0</b>	<b>0</b>	<b>0</b>	<b>0</b>	<b>6-10</b>	



# JOHNATHAN JOSEPH

CORNERBACK

5-11 | 186 | SOUTH CAROLINA

HOMETOWN: ROCK HILL, S.C. | AGE: 35

14TH NFL SEASON | 9TH WITH TEXANS | ACQUIRED: UFA-'11 (CIN)

2018 GP/GS (POST): 14/14 (1/1) | CAREER GP/GS (POST): 186/175 (9/9)

TEAMS: CIN '06-10; HOU '11-18



24

**TRANSACTIONS:** Selected by the Cincinnati Bengals with the 24th pick in the first round (24th overall) of the 2006 NFL Draft...Signed by the Houston Texans on July 29, 2011...Re-signed with the Texans on June 18, 2015.

## HONORS:

- Associated Press Second-Team All-Pro (2011)
- Pro Bowl selection (2x – 2012-13)
- Pro Football Weekly/PFWA All-NFL, All-AFC Team (2011)
- SI.com (Peter King) All-Pro Team (2011)
- AFC Defensive Player of the Week (2017 - Week 6)

## CAREER:

- The all-time leader in Texans history with 105 passes defended
- Passed Brian Dawkins (179) for the eighth-most career passes defended in NFL history
- Owns 30 career interceptions, seven forced fumbles and six fumble recoveries
- Has recorded 16 interceptions since signing with the Texans, which is tied with CB/S Kareem Jackson for the most career interceptions in franchise history
- Since he entered the NFL in 2006, ranks first among active players with 181 passes defended
- Leads all active cornerbacks in the NFL in career total tackles with 699
- Scored eight career touchdown returns (seven interceptions and one fumble recovery)
- Led the Texans and set a single-season career high with 22 passes defended in 2015, topping his previous best of 20 in 2006 and 2009 with Cincinnati
- Tied with Brian Cushing (40) for the most career postseason tackles in franchise history
- One of three players (CB/S Kareem Jackson and LS Jon Weeks) to play in every postseason game in Texans history

## 2018 (Houston 14/14; 1/1):

- Recorded 58 total tackles (49 solo), 13 passes defended, two interceptions, including one returned for a touchdown and one tackle for loss in 14 regular season games
- Finished second on the team with seven total tackles (six solo) and notched one pass defended at New England (9/9). Passed Aeneas Williams (168) for the 13th-most career passes defended in NFL history
- Recorded two total tackles (one solo) at Tennessee (9/16)
- Notched two solo tackles vs. the N.Y. Giants (9/23)
- Tallied a team-high eight total tackles (seven solo) and one pass defended at Indianapolis (9/30). Passed Morlon Greenwood

(385) for the seventh-most career total tackles in franchise history and tied Walt Harris (170) and Terrell Buckley (170) for the 11th-most career passes defended in NFL history

- Finished with two total tackles and three passes defended vs. Dallas (10/7). His three passes defended mark the most in a game since Week 6 of the 2017 season vs. Cleveland and marked his 18th career game where he's recorded three-or-more passes defended. Passed Kevin Walter (109) for the eighth-most games played in team history with 110 (2011-18)
- Recorded six total tackles (five solo), two passes defended and one interception returned for a touchdown vs. Buffalo (10/14). Intercepted Bills QB Nathan Peterman and returned it for a 28-yard touchdown to put the Texans ahead 20-13 with 1:23 remaining in the game
- Tallied seven total tackles (seven solo) and one passes defended at Jacksonville (10/21). Tied Ray Buchanan (176) for the ninth-most career passes defended in NFL history
- Started at cornerback before leaving the game due to injury vs. Miami (10/25)
- Inactive Week 9 at Denver (11/4)
- Recorded four solo tackles and one pass defended at Washington (11/18). Passed Ray Buchanan (176) for the ninth-most career passes defended in NFL history
- Recorded five total tackles (four solo) and one tackle for loss vs. Tennessee (11/26)
- Notched one solo tackle and intercepted Browns QB Baker Mayfield vs. Cleveland (12/2). The interception was the 30th of his career and 16th since joining the Texans, tying CB/S Kareem Jackson for the most career interceptions in franchise history
- Finished with two total tackles (two solo) and one pass defended vs. Indianapolis (12/9). Tied Brian Dawkins (179) for the eighth-most career passes defended in NFL history
- Tallied a team-high nine total tackles (seven solo) and one pass defended at the N.Y. Jets (12/15). Passed Brian Dawkins (179) for the eighth-most career passes defended in NFL history
- Recorded two solo tackles and one pass defended at Philadelphia (12/23). Tied Ashley Ambrose (181) for the seventh-most passes defended in NFL history
- Inactive Week 17 vs. Jacksonville (12/30)
- Tallied six total tackles (four solo) in the Wild Card Round vs. Indianapolis (1/5)

## 2017 (Houston 16/16):

- Tallied 47 total tackles (37 solo), nine passes defended, two interceptions and two tackles for loss in 16 games
- Recorded two passes defended and one tackle in the season opener vs. Jacksonville (9/10)



- Joined Terence Newman as the only active CBs with 600 career tackles after racking up two stops vs. Tennessee (10/1)
- Started his fifth game of the season and 150th of his career and posted a season-high six total tackles (five solo) vs. Kansas City (10/8)
- Finished with three total tackles, three passes defended and two interceptions with an 82-yard pick-six vs. Cleveland (10/15). This marked Joseph's second career multi-interception game and first as a Texan. The 82-yard interception return for a touchdown marks the longest in Joseph's career, fourth-longest in Texans history and tied Joseph with Jackson for first in Texans history with three interceptions returned for a touchdown
- Earned AFC Defensive Player of the Week for his performance vs. Cleveland (10/15)
- Notched a pair of solo tackles and had one pass defended at Baltimore (11/27)
- Recorded four solo tackles and his second tackle for loss of the season while moving into ninth place in team history with 101 games played as a Texan at Tennessee (12/3)
- Made his 100th start for the Texans and posted two solo tackles and two passes defended vs. San Francisco (12/10)

## 2016 (Houston 13/11, 2/2):

- Tallied 45 total tackles (38 solo), nine passes defended and one forced fumble in 13 games played
- Notched four solo tackles and a pass defended in the season opener vs. Chicago (9/11)
- Finished with five tackles (four solo) and tied for the team lead with two passes defended vs. Kansas City (9/18)
- Recorded three tackles (two solo) and a pass defended at New England (9/22)
- Matched a season high with five tackles, all solo, and added a pass defended vs. Tennessee (10/2) in Week 4
- Tallied four tackles (three solo) before departing with an injury at Minnesota (10/9)
- Tied for the team lead with seven total tackles, all solo, and recorded a pass defended at Jacksonville (11/13) in Week 10
- Led the team and matched his single-game season high with two passes defended vs. San Diego (11/27) in Week 12
- Inactive for Week 14 at Indianapolis and Week 15 vs. Jacksonville with an injury
- Returned to game action and logged two solo tackles vs. Cincinnati (12/24) in Week 16
- Became the first player in Texans history with 10 solo tackles and three passes defended in a postseason game vs. Oakland (1/7/17) in the AFC Wild Card round. His 10 solo tackles were also a Texans postseason record

## 2015 (Houston 16/16, 1/1):

- Started all 16 games for the second straight year and totaled 58 tackles (48 solo), a career-high 22 passes defended, one interception, one forced fumble, one fumble recovery and one tackle for loss
- Made four solo tackles and had a pass defended vs. Kansas City (9/13)
- Recorded five tackles (four solo) at Carolina (9/20)
- Tied a single-game career high with five passes defended vs. Tampa Bay (9/27), matching his highest total since Nov. 8, 2009 against Baltimore. Also had three tackles, including two solo stops
- Finished third on the team with six tackles (four solo) and had one pass defended at Jacksonville (10/18)

- Recovered his first fumble of the season and sixth of his career in the third quarter at Miami (10/25). Also contributed four solo tackles
- Tied for fourth on the team with six tackles (five solo) and led the Texans with two passes defended vs. Tennessee (11/1)
- Had four solo tackles, two passes defended and one interception at Cincinnati (11/16). Including postseason, intercepted a pass in each of his last four games against the Bengals
- Led the team with seven tackles (five solo), including one for loss, and one pass defended vs. New Orleans (11/29). Recorded his fourth straight game with at least one pass defended
- Forced a fumble on Colts WR Griff Whalen in the fourth quarter at Indianapolis (12/20), which was recovered by CB Kareem Jackson. The Texans scored a field goal on the next drive and increased their lead to 16-10. It marked his first forced fumble of the season and sixth of his career. Also added two solo tackles in the game
- Led the team with four passes defended vs. Jacksonville (1/3/16), which tied his third-highest single-game total of his career and second-highest of the season
- Led the Texans and set a single-season career high with 22 passes defended, topping his previous best of 20 in 2006 and 2009 with Cincinnati
- Finished with two tackles (one solo) vs. Kansas City (1/9/16) and passed LB Brooks Reed (19) for the fifth-most career tackles in Texans postseason history

## 2014 (Houston 16/16):

- Started all 16 games and finished with a career-best 75 tackles. Also had two interceptions, including a 60-yard interception return for touchdown, two forced fumbles, two fumble recoveries and 11 passes defended
- Led the team and tied a career high with 11 solo tackles in a Week 1 win vs. Washington (9/7)
- Forced a fumble and recovered a fumble and returned it 49 yards in Week 2 at Oakland (9/14). Finished with five total tackles
- Made five solo tackles and recovered a fumble and returned it 24 yards at the N.Y. Giants (9/21) in Week 3
- Recorded five solo tackles and two passes defended against Buffalo (9/28) in Week 4
- Tied for the team high with nine total tackles and registered a pass defended at Dallas (10/5)
- Made six solo tackles vs. Indianapolis (10/9) in Week 6
- Recorded a pair of solo tackles vs. Philadelphia (11/2) in Week 9 before leaving the game with an injury
- Registered a pair of tackles and two passes defended at Cleveland (11/16) in Week 11
- Recorded his fifth career interception return for touchdown on a 60-yard return at the 7:30 mark of the third quarter vs. Cincinnati (11/23). Became the second player in franchise history to have two career interception return for touchdowns (DB Aaron Glenn, 2002-04). Also had three tackles and a pass defended
- Intercepted Titans QB Zach Mettenberger at the 6:57 mark of the first quarter and returned it 25 yards to the Titans 20 for his second interception of the season in Week 13. Recorded interceptions in back-to-back games for the first time since 2009 and for the fourth time in his career. Also had three tackles and a pass defended
- Had four tackles and a pass defended at Jacksonville (12/7) in Week 14 and vs. Baltimore (12/21) in Week 16
- Had four solo tackles and two passes defended vs. Jacksonville (12/28) in Week 17

## 2013 (Houston 15/15):

- Started all 15 games he played in and led the team with three interceptions and 16 passes defended to go along with 55 total tackles
- Recorded one solo tackle and two passes defended at San Diego (9/9)
- Recorded seven solo tackles and one pass defended vs. Tennessee (9/15)
- Recorded three tackles (two solo), three passes defended and an interception, tying him for fifth-place all time in franchise history vs. Seattle (9/29)
- Added two more passes defended vs. Oakland (11/17)
- Totaled a season-high nine tackles (eight solo) and two passes defended vs. Jacksonville (11/24)
- Had three solo tackles and an interception returned 31 yards vs. New England (12/1)
- Tied a season high with nine tackles (nine solo) and returned an interception 32 yards at Indianapolis (12/15)
- Recorded his 16th pass defended on the season before leaving the game with an injury vs. Denver (12/22)

## 2012 (Houston 14/14, 2/2):

- Finished the season with 66 tackles (59 solo) and two interceptions
- Made six tackles (four solo) and intercepted a pass and returned it 36 yards vs. Miami (9/9)
- Made six tackles (five solo) and led the defense with three passes broken up at Denver (9/23)
- Made four solo tackles and threw a key block that helped S Danieal Manning return an interception 55 yards for a score vs. Tennessee (9/30)
- Registered five solo tackles at the N.Y. Jets (10/8)
- Picked off Ravens QB Joe Flacco and returned it 52 yards vs. Baltimore (10/21) for his first touchdown as a Texan
- Collected seven tackles (six solo) at Chicago (11/11)
- Inactive at Detroit (11/22) and at Tennessee (12/2)
- Recorded six total tackles at New England (12/10)
- Registered five solo tackles and a pass defended vs. Minnesota (12/23)
- Intercepted his second career pass in postseason play when he picked off Bengals QB Andy Dalton and returned it 14 yards in the third quarter in the AFC Wild Card Playoff vs. Cincinnati (1/5/13)
- Had five tackles, including three solo tackles in AFC Divisional Playoff at New England (1/13/13)

## 2011 (Houston 15/15, 2/2):

- Finished with 44 tackles (40 solo) and tied for the team lead with four interceptions and a team-best 15 passes defended and two forced fumbles
- Started and made five tackles (four solo) and one tackle for loss in the season opener vs. Indianapolis (9/11)
- Intercepted Dolphins QB Chad Henne and returned it five yards to the 6-yard line setting up a second quarter touchdown at Miami (9/18)
- Recorded interceptions in consecutive games for the third time in his career when he picked off Drew Brees at New Orleans (9/25)
- Intercepted Ravens QB Joe Flacco in the second quarter and made seven tackles (five solo) at Baltimore (10/16)
- Forced a fumble, made three solo tackles and broke up two passes at Tennessee (10/23)

- Made four solo tackles and broke up a pass vs. Cleveland (11/6)
- Had two solo tackles and a hit on Buccaneers TE Kellen Winslow, which forced the ball out where it was intercepted by LB Brian Cushing at Tampa Bay (11/13)
- Intercepted Jaguars QB Blaine Gabbert in the second quarter and returned it 29 yards at Jacksonville (11/27)
- Inactive for the season finale vs. Tennessee (1/1/12)
- Recorded six solo tackles, including one for loss, while adding an interception and two passes defended in AFC Wild Card Playoff vs. Cincinnati (1/7/12)
- Recorded two solo tackles and three passes defended in AFC Divisional Playoff at Baltimore (1/15/12)

## 2010 (Cincinnati 12/12):

- Started 12 games and made 53 total tackles
- Ranked second on team in passes defended (11) and interceptions (three)
- Registered four tackles at Cleveland (10/3)
- Intercepted Buccaneers QB Josh Freeman in the second quarter and returned it 11 yards vs. Tampa Bay (10/11)
- Made five tackles and had a pass defended at Indianapolis (11/14), helping hold Colts QB Peyton Manning to a season-low 185 passing yards and no touchdowns
- Three tackles and two interceptions (one for a touchdown) vs. Buffalo (11/21), marking the first multi-interception game of his career

## 2009 (Cincinnati 16/16, 1/1):

- Tallied 69 total tackles (58 solo), a career-high six interceptions, 20 passes defended, two tackles for loss and one forced fumble in 16 starts
- Intercepted Steelers QB Ben Roethlisberger pass and returned it 30 yards for a touchdown vs. Pittsburgh (9/27)
- Intercepted Browns QB Derek Anderson on the goal line and returned it 32 yards in the third quarter at Cleveland (10/3)
- Intercepted Ravens QB Joe Flacco at the goal line in the first quarter and returned it 21 yards at Baltimore (10/11)
- Had his first forced fumble of the year when he stripped Bears WR Devin Hester, with LB Dhani Jones recovering for Bengals vs. Chicago (10/25)
- Posted a team-high five passes defended vs. Baltimore (11/8), including a third-quarter interception of Ravens QB Joe Flacco on a deep pass
- Had a team-high four passes defended, with five tackles and a forced fumble in a win at Pittsburgh (11/15)
- Had four tackles at Oakland (11/22), plus a diving interception of Raiders QB Bruce Gradkowski in the fourth quarter
- Picked off Chargers QB Philip Rivers at the Bengals 19-yard line in the second quarter and returned it seven yards at San Diego (12/20)
- Five tackles in AFC Wild Card Playoffs vs. N.Y. Jets (1/9/10)

## 2008 (Cincinnati 8/7):

- Posted 42 total tackles (31 solo), 13 passes defended, one interception, one tackle for loss, one forced fumble and one fumble recovery in eight games played
- Returned a fumble by Ravens RB Ray Rice 65 yards and produced only Bengals touchdown vs. Baltimore (9/7)
- Tied for team lead in total tackles (12) and led in solo tackles (10) and in passes defended (three) vs. Jacksonville (11/2)
- Had his first interception of the year, ending Philadelphia's final scoring threat of the first half when he picked off Eagles QB

# VETERAN BIOS

Donovan McNabb and returned it 22 yards (11/26)

## 2007 (Cincinnati 15/14):

- ✦ Tallied 58 total tackles (45 solo), four interceptions and 15 passes defended in 15 games played
- ✦ Went 42 yards for a touchdown with his first pro interception (off Jets QB Chad Pennington), and the late fourth-quarter score provided eventual winning points vs. N.Y. Jets (10/21)
- ✦ Snagged his second interception vs. Tennessee (11/25), outfighting Titans TE Bo Scaife for a pass in the first quarter, with a four-yard return
- ✦ Intercepted a pass for the second straight game at Pittsburgh (12/2), picking off Steelers QB Ben Roethlisberger at the Steelers 24-yard line in the fourth quarter and returning it seven yards
- ✦ Helped thwart a comeback bid by picking off Browns QB Derek Anderson at the Bengals 5-yard line in the fourth quarter, with a 23-yard return vs. Cleveland (12/23)

## 2006 (Cincinnati 16/9):

- ✦ Compiled 57 total tackles (45 solo), 20 passes defended, two fumble recoveries and one quarterback hit as a rookie
- ✦ Blocked Saints K John Carney's PAT try after Saints' final touchdown in the fourth quarter, the first Bengals' blocked PAT since 1991 at New Orleans (11/16)
- ✦ Tied his season high with seven tackles and tied the team's season high with four passes defended vs. Baltimore (11/30)
- ✦ Recovered a fumble on the Raiders' first offensive play vs.

Oakland (12/10)

## COLLEGE:

- ✦ Played two seasons (2004-05) at South Carolina after playing in 2003 at Coffeyville (Kan.) Community College
- ✦ Entered NFL Draft after his junior season at South Carolina
- ✦ Played only 14 games at South Carolina due to broken foot that limited him to two games in 2004, but still established himself among the elite cornerbacks in the SEC
- ✦ Played in 12 games with 11 starts in 2005, when he had four interceptions, including one returned for a touchdown

## PERSONAL:

- ✦ Donated \$5,000 per interception, \$1,000 for every pass defended and \$250 per tackle during the 2017 season to Habitat for Humanity in Houston for Hurricane Harvey relief
- ✦ Established the Johnathan Joseph Foundation to create and support programs that emphasize character development, to promote academic excellence and to support and create initiatives for disadvantaged youth from single-parent homes
- ✦ Attended Northwestern High School in Rock Hill, S.C., where he was all-state in football and all-region in track
- ✦ Holds an annual football camp at Northwestern High School for youth in his hometown
- ✦ Hosts "Operation Backpack" to offer students in Rock Hill, S.C. new backpacks for the upcoming school year annually

## JOHNATHAN JOSEPH'S NFL REGULAR SEASON DEFENSIVE STATISTICS

DATE	TEAM	GP	GS	TK	S	A	TACKLES				QBH	NO	INTERCEPTIONS				FUMBLES				ST		MISC			
							TFL	YDS	SK	YDS			YDS	LG	TD	PD	FF	FR	YDS	TK	S	A	FF	FR	S	A
2006	Bengals	16	9	57	45	12	0	0	0.0	0.0	1	0	0	0	0	20	0	1	0	0	0	0	0	1	0	0
2007	Bengals	15	14	58	45	13	0	0	0.0	0.0	0	4	76	42t	1	15	0	0	0	4	4	0	0	0	0	0
2008	Bengals	8	7	42	31	11	1	0	0.0	0.0	0	1	22	22	0	13	1	1	65	0	0	0	0	0	0	0
2009	Bengals	16	16	69	58	11	2	0	0.0	0.0	0	6	92	32	1	20	1	0	0	1	1	0	0	0	0	0
2010	Bengals	12	12	42	37	5	2	0	0.0	0.0	0	3	38	21t	1	8	0	0	0	0	0	0	0	0	0	0
2011	Texans	15	15	44	40	4	2	0	0.0	0.0	0	4	40	29	0	15	1	0	0	0	0	0	0	0	0	0
2012	Texans	14	14	57	52	5	0	0	0.0	0.0	0	2	88	52t	1	10	0	0	0	0	0	0	0	0	0	0
2013	Texans	15	15	47	44	3	1	4	0.0	0.0	1	3	64	32	0	16	0	0	0	0	0	0	0	0	0	0
2014	Texans	16	16	75	70	5	1	2	0.0	0.0	0	2	85	60t	1	11	2	2	73	0	0	0	0	0	0	0
2015	Texans	16	16	58	48	10	1	2	0.0	0.0	0	1	2	2	0	22	1	1	0	0	0	0	0	0	0	0
2016	Texans	13	11	45	38	7	0	0	0.0	0.0	0	0	0	0	0	9	1	0	0	0	0	0	0	0	0	0
2017	Texans	16	16	47	37	10	2	6	0.0	0.0	0	2	85	82t	1	9	0	0	0	0	0	0	0	0	0	0
2018	Texans	14	14	58	49	9	1	3	0.0	0.0	0	2	46	28t	1	13	0	0	0	0	0	0	0	0	0	0
NFL TOTALS		186	175	699	594	105	13	17	0.0	0.0	2	30	638	82t	7	181	7	5	138	5	5	0	0	1	0	0

## JOHNATHAN JOSEPH'S NFL POSTSEASON DEFENSIVE STATISTICS

DATE	TEAM	GP	GS	TK	S	A	TACKLES				QBH	NO	INTERCEPTIONS				FUMBLES				ST		MISC			
							TFL	YDS	SK	YDS			YDS	LG	TD	PD	FF	FR	YDS	TK	S	A	FF	FR	S	A
2009	Bengals	1	1	5	3	2	0	0	0.0	0.0	0	0	0	0	0	0	0	0	0	0	0	0	0	0	0	0
2011	Texans	2	2	8	8	0	1	0	0.0	0.0	0	1	-1	0	0	5	0	0	0	0	0	0	0	0	0	0
2012	Texans	2	2	10	8	2	0	0	0.0	0.0	0	1	14	14	0	2	0	0	0	0	0	0	0	0	0	0
2015	Texans	1	1	2	1	1	0	0	0.0	0.0	0	0	0	0	0	0	0	0	0	0	0	0	0	0	0	0
2016	Texans	2	2	14	14	0	0	0	0.0	0.0	0	0	0	0	0	3	0	0	0	0	0	0	0	0	0	0
2018	Texans	1	1	6	4	2	0	0	0.0	0.0	0	0	0	0	0	0	0	0	0	0	0	0	0	0	0	0
NFL TOTALS		9	9	45	38	7	1	0	0.0	0.0	0	2	13	14	0	10	0	0	0	0	0	0	0	0	0	0

# VETERAN BIOS

## SINGLE-GAME HIGHS: DEFENSIVE

<b>Total Tackles</b>	15 vs. Jacksonville Jaguars, Nov 02, 2008	<b>Interceptions</b>	2 vs. Cleveland Browns, Oct 15, 2017
<b>Passes Defensed</b>	5 vs. Tampa Bay Buccaneers, Sep 27, 2015 ...1 more at 5.	<b>Interception Return Yards</b>	85 vs. Cleveland Browns, Oct 15, 2017
<b>Forced Fumbles</b>	2 at Oakland Raiders, Sep 14, 2014	<b>Special Teams Tackles</b>	3 vs. St. Louis Rams, Dec 09, 2007
<b>Fumble Recoveries</b>	1 at Miami Dolphins, Oct 25, 2015 ...4 more at 1.	<b>Special Teams Fumble Recoveries</b>	1 vs. San Diego Chargers, Nov 12, 2006
<b>Tackles For Loss</b>	1 vs. Tennessee Titans, Nov 26, 2018 ...12 more at 1.		

## SINGLE-GAME HIGHS - POSTSEASON: DEFENSIVE

<b>Total Tackles</b>	10 vs. Oakland Raiders, Jan 07, 2017	<b>Interceptions</b>	1 vs. Cincinnati Bengals, Jan 05, 2013
<b>Passes Defensed</b>	3 vs. Oakland Raiders, Jan 07, 2017 ...1 more at 3.	<b>Interception Return Yards</b>	14 vs. Cincinnati Bengals, Jan 05, 2013
<b>Tackles For Loss</b>	1 vs. Cincinnati Bengals, Jan 07, 2012		

## 2018 GAME-BY-GAME REGULAR SEASON STATISTICS (TEXANS)

				TACKLES							INTERCEPTIONS					FUMBLES			ST					MISC					
W	DATE	OPPONENT		TK	S	A	SK	YDS	TFL	YDS	QBH	NO	YDS	LG	TD	PD	FF	FR	YDS	TK	S	A	FF	FR	S	A	W/L	SCORE	
01	09/09	at Patriots	S	7	6	1	0.0	0.0	0	0	0	0	0	0	0	1	0	0	0	0	0	0	0	0	0	0	L	20-27	
02	09/16	at Titans	S	2	1	1	0.0	0.0	0	0	0	0	0	0	0	0	0	0	0	0	0	0	0	0	0	0	L	17-20	
03	09/23	Giants	S	2	2	0	0.0	0.0	0	0	0	0	0	0	0	0	0	0	0	0	0	0	0	0	0	0	L	22-27	
04	09/30	at Colts	S	8	7	1	0.0	0.0	0	0	0	0	0	0	0	1	0	0	0	0	0	0	0	0	0	0	W	37-34+	
05	10/07	Cowboys	S	2	0	2	0.0	0.0	0	0	0	0	0	0	0	3	0	0	0	0	0	0	0	0	0	0	W	19-16+	
06	10/14	Bills	S	6	5	1	0.0	0.0	0	0	0	1	28	28	1	2	0	0	0	0	0	0	0	0	0	0	W	20-13	
07	10/21	at Jaguars	S	7	7	0	0.0	0.0	0	0	0	0	0	0	0	1	0	0	0	0	0	0	0	0	0	0	W	20-7	
08	10/25	Dolphins	S	0	0	0	0.0	0.0	0	0	0	0	0	0	0	0	0	0	0	0	0	0	0	0	0	0	W	42-23	
09	11/04	at Broncos		INACTIVE																								W	19-17
11	11/18	at Redskins	S	5	5	0	0.0	0.0	0	0	0	0	0	0	0	1	0	0	0	0	0	0	0	0	0	0	W	23-21	
12	11/26	Titans	S	5	4	1	0.0	0.0	1	3	0	0	0	0	0	0	0	0	0	0	0	0	0	0	0	0	W	34-17	
13	12/02	Browns	S	1	1	0	0.0	0.0	0	0	0	1	18	18	0	1	0	0	0	0	0	0	0	0	0	0	W	29-13	
14	12/09	Colts	S	2	2	0	0.0	0.0	0	0	0	0	0	0	0	1	0	0	0	0	0	0	0	0	0	0	L	21-24	
15	12/15	at Jets	S	9	7	2	0.0	0.0	0	0	0	0	0	0	0	1	0	0	0	0	0	0	0	0	0	0	W	29-22	
16	12/23	at Eagles	S	2	2	0	0.0	0.0	0	0	0	0	0	0	0	1	0	0	0	0	0	0	0	0	0	0	L	30-32	
17	12/30	Jaguars		INACTIVE																								W	20-3
2018 TOTALS			14-14	58	49	9	0.0	0.0	1	3	0	2	46	28t	1	13	0	0	0	0	0	0	0	0	0	0	11-5		

+ - Overtime

## 2018 GAME-BY-GAME POSTSEASON STATISTICS (TEXANS)

W	DATE	OPPONENT	S	TACKLES							INTERCEPTIONS					FUMBLES			ST					MISC			W/L	SCORE
				TK	S	A	SK	YDS	TFL	YDS	QBH	NO	YDS	LG	TD	PD	FF	FR	YDS	TK	S	A	FF	FR	S	A		
01	01/05	Colts	S	6	4	2	0.0	0.0	0	0	0	0	0	0	0	0	0	0	0	0	0	0	0	0	0	0	L	7-21
2018 TOTALS				1-1	6	4	2	0.0	0.0	0	0	0	0	0	0	0	0	0	0	0	0	0	0	0	0	0	0-1	





# PETER KALAMBAYI

INSIDE LINEBACKER

6-3 | 254 | STANFORD

HOMETOWN: MATTHEWS, N.C. | AGE: 23

2ND NFL SEASON | 2ND WITH TEXANS | ACQUIRED: D6C-'18

2018 GP/GS (POST): 15/0 (1/0) | CAREER GP/GS (POST): 15/0 (1/0)

TEAMS: HOU '18



58

**TRANSACTIONS:** Selected by the Houston Texans with the 40th pick of the sixth round (214th overall) in the 2018 NFL Draft.

## 2018 (Houston 15/0; 1/0):

- Finished with five total tackles on defense (four solo) and eight special teams tackles in 15 regular season games as a rookie
- Recorded one special teams tackle on kickoff coverage in his NFL debut when he brought down Patriots WR Cordarrelle Patterson at the 18-yard line at New England (9/9)
- Contributed on special teams at Tennessee (9/16)
- Inactive Week 3 vs. the N.Y. Giants (9/23)
- Notched one special teams tackle when he downed Colts WR Zach Pascal on the 15-yard line at Indianapolis (9/30)
- Contributed on defense and special teams vs. Dallas (10/7)
- Recorded one special teams tackle vs. Buffalo (10/14)
- Contributed on special teams at Jacksonville (10/21)
- Recorded three total tackles and a career-high two special teams tackles vs. Miami (10/25). Leads the Texans with five special teams tackles on the season
- Contributed on special teams at Denver (11/4)
- Appeared on special teams at Washington (11/18)
- Tallied two total tackles (one solo) and one special teams tackle vs. Tennessee (11/26)
- Recorded one special teams tackle vs. Cleveland (12/2)
- Registered one special teams tackle vs. Indianapolis (12/9)
- Contributed on special teams at the N.Y. Jets (12/15)
- Appeared on special teams at Philadelphia (12/23)
- Contributed on special teams vs. Jacksonville (12/30)
- Tallied one special teams tackle in his postseason debut in the Wild Card Round vs. Indianapolis (1/5)

## CAREER AT STANFORD:

- Played four seasons (2014-17) at Stanford (Calif.) University after redshirting the 2013 campaign
- Compiled 190 total tackles (111 solo), 18.5 sacks, 28 tackles for loss, eight pass breakups, two forced fumbles and an interception in 54 career games played

## 2017 (Stanford):

- Elected team captain by teammates for a second straight year
- Pac-12 All-Academic honorable mention
- National Football Foundation and College Hall of Fame Hampshire Honor Society
- Butkus Award watch list
- Compiled 61 total tackles (31 solo), 7.0 tackles for loss, 4.0 sacks, one pass breakup in 14 games played

- Team-high five solo tackles, 1.0 sack and one pass defended vs. Rice (8/26)
- Recorded 10 tackles (five solo), 1.0 sack and 1.5 tackles for loss vs. Notre Dame (11/25)

## 2016 (Stanford):

- Elected team captain by teammates
- Butkus Award watch list
- Phil Steele All-Pac-12 preseason first team
- Athlon All-Pac-12 preseason second team
- Started all 13 games played
- Recorded 45 tackles (29 solo), 6.0 tackles for loss, 3.5 sacks, two passes defended
- Compiled six total tackles (3.0 tackles for loss), 2.5 sacks vs. Kansas State (9/2)
- Amassed a team-high seven tackles (four solo), one tackle for loss and one pass defended at Cal (11/19)

## 2015 (Stanford):

- Pac-12 All-Academic honorable mention
- Butkus Award watch list
- Phil Steele All-Pac-12 preseason third team
- Athlon All-Pac-12 preseason second team
- Recorded 52 tackles (5.5 tackles for loss), 4.5 sacks and three passes defended in 14 games played
- Compiled 12 tackles at Northwestern (9/5) in first career start

## 2014 (Stanford):

- Earned Pac-12 Defensive Player of the Week (9/29)
- Recorded 32 tackles (19 solo), 9.5 tackles for loss and 6.5 sacks in 13 games played
- Had one tackle, one interception in career debut vs. UC Davis (8/30)
- Compiled six tackles (five solo), 3.0 sacks at Washington (9/27) becoming the first Cardinal with 3.0 sacks in single game since Shayne Skov in the 2011 Orange Bowl

## 2013 (Stanford):

- Redshirted

## PERSONAL:

- Full name is Peter Mukeba Kalambayi
- Son of Liselle Kalambayi
- Attended Butler (N.C.) and played football under head coach Brian Hales

## VETERAN BIOS

- 2012 PrepStar All-American and Dream Team selection
- 2012 USA Today first team All-American
- Selected to 2013 U.S. Army All-American Bowl
- Finalist for 2012 High School Butkus Award
- Two-time AP first-team all-state
- 2012 Charlotte Observer Defensive Player of the Year
- Earned four varsity football letters
- Led team to undefeated seasons and 4AA state titles in 2009, 2011 and 2012
- 101 tackles (13 for loss), 7.0 sacks, three forced fumbles, three

- fumble recoveries, one pick in 2012
- Lettered in basketball and track and field
- Averaged 13 rebounds per game as a center on the basketball team
- All-conference in the 4x100m, shot put and discus
- All-state in shot put with a personal-best 53.5
- Born in Raleigh, N.C.
- Uncle, Khari Joseph, played football at Brown
- One younger sister, Andrea
- Family is from Trinidad and Tobago

### SINGLE-GAME HIGHS: DEFENSIVE

**Total Tackles** 3 vs. Miami Dolphins, Oct 25, 2018

**Special Teams Tackles**

2 vs. Miami Dolphins, Oct 25, 2018

### 2018 GAME-BY-GAME REGULAR SEASON STATISTICS (TEXANS)

COTD GAME BY GAME REGULAR SEASON STATISTICS (TEXANS)																														
				TACKLES							INTERCEPTIONS							FUMBLES				ST					MISC			
W	DATE	OPPONENT		TK	S	A	SK	YDS	TFL	YDS	QBH	NO	YDS	LG	TD	PD	FF	FR	YDS	TK	S	A	FF	FR	S	A	W/L	SCORE		
01	09/09	at Patriots	P	0	0	0	0.0	0.0	0	0	0	0	0	0	0	0	0	0	0	1	1	0	0	0	0	0	L	20-27		
02	09/16	at Titans	P	0	0	0	0.0	0.0	0	0	0	0	0	0	0	0	0	0	0	0	0	0	0	0	0	0	L	17-20		
03	09/23	Giants		INACTIVE																								L	22-27	
04	09/30	at Colts	P	0	0	0	0.0	0.0	0	0	0	0	0	0	0	0	0	0	0	1	1	0	0	0	0	0	W	37-34+		
05	10/07	Cowboys	P	0	0	0	0.0	0.0	0	0	0	0	0	0	0	0	0	0	0	0	0	0	0	0	0	0	W	19-16+		
06	10/14	Bills	P	0	0	0	0.0	0.0	0	0	0	0	0	0	0	0	0	0	0	1	1	0	0	0	0	0	W	20-13		
07	10/21	at Jaguars	P	0	0	0	0.0	0.0	0	0	0	0	0	0	0	0	0	0	0	0	0	0	0	0	0	0	W	20-7		
08	10/25	Dolphins	P	3	0	3	0.0	0.0	0	0	0	0	0	0	0	0	0	0	0	2	1	1	0	0	0	0	W	42-23		
09	11/04	at Broncos	P	0	0	0	0.0	0.0	0	0	0	0	0	0	0	0	0	0	0	0	0	0	0	0	0	0	W	19-17		
11	11/18	at Redskins	P	0	0	0	0.0	0.0	0	0	0	0	0	0	0	0	0	0	0	0	0	0	0	0	0	0	W	23-21		
12	11/26	Titans	P	2	1	1	0.0	0.0	0	0	0	0	0	0	0	0	0	0	0	1	1	0	0	0	0	0	W	34-17		
13	12/02	Browns	P	0	0	0	0.0	0.0	0	0	0	0	0	0	0	0	0	0	0	1	0	1	0	0	0	0	W	29-13		
14	12/09	Colts	P	0	0	0	0.0	0.0	0	0	0	0	0	0	0	0	0	0	0	1	1	0	0	0	0	0	L	21-24		
15	12/15	at Jets	P	0	0	0	0.0	0.0	0	0	0	0	0	0	0	0	0	0	0	0	0	0	0	0	0	0	W	29-22		
16	12/23	at Eagles	P	0	0	0	0.0	0.0	0	0	0	0	0	0	0	0	0	0	0	0	0	0	0	0	0	0	L	30-32		
17	12/30	Jaguars	P	0	0	0	0.0	0.0	0	0	0	0	0	0	0	0	0	0	0	0	0	0	0	0	0	0	W	20-3		
2018 TOTALS			15-0	5	1	4	0.0	0.0	0	0	0	0	0	0	0	0	0	0	8	6	2	0	0	0	0	11-5				

+ - Overtime

### 2018 GAME-BY-GAME POSTSEASON STATISTICS (TEXANS)

2018 GAME BY GAME FOOTBALLER STATISTICS (YEARLY)																														
				TACKLES								INTERCEPTIONS						FUMBLES				ST					MISC			
W	DATE	OPPONENT		TK	S	A	SK	YDS	TFL	YDS	QBH	NO	YDS	LG	TD	PD	FF	FR	YDS	TK	S	A	FF	FR	S	A	W/L	SCORE		
01	01/05	Colts		P	0	0	0	0.0	0.0	0	0	0	0	0	0	0	0	0	0	1	1	0	0	0	0	0	0	L	7-21	
2018 TOTALS				1-0	0	0	0	0.0	0.0	0	0	0	0	0	0	0	0	0	0	0	1	1	0	0	0	0	0	0	0-1	



# MATT KALIL

TACKLE

6-7 | 315 | SOUTHERN CALIFORNIA

HOMETOWN: CORONA, CALIF. | AGE: 29

8TH NFL SEASON | 1ST WITH TEXANS | ACQUIRED: FA-'19

CAREER GP/GS (POST): 82/82 (3/3)

TEAMS: MIN '12-'16; CAR '17-'18; HOU '19



75

**TRANSACTIONS:** Selected by the Minnesota Vikings with the fourth pick in the first round (fourth overall) of the 2012 NFL Draft...Signed by the Carolina Panthers as an unrestricted free agent on March 9, 2017...Released by the Panthers on March 14, 2019...Signed by the Houston Texans as a free agent on March 25, 2019.

## HONORS:

- Pro Bowl selection (2012)
- PFWA All-Rookie Team (2012)

## CAREER:

- Has started all 82 career regular season games and three postseason games
- Did not miss a single game for the first four seasons of his career, starting all 64 games from 2012-15

### 2018 (Carolina 0/0):

- Missed the entire 2018 season due to injury
- Placed on the Reserve/Injured list on Sept. 2, 2018

### 2017 (Carolina 16/16; 1/1):

- Started all 16 regular season games and the NFC Wild Card Playoff at left tackle
- Member of an offensive line that blocked for the fourth-ranked rushing offense (131.4 yards per game) in the NFL

### 2016 (Minnesota 2/2):

- Started first two games of the season at left tackle before being placed on the Reserve/Injured list on Sept. 21, 2016

### 2015 (Minnesota 16/16; 1/1):

- Started all 16 games at left tackle for a fourth-consecutive season
- Blocked for the NFL's leading rusher, RB Adrian Peterson, who rushed for 1,485 yards
- Helped capture the NFC North division title
- Started at left tackle vs. Seattle in the NFC Wild Card Playoff (1/10/16)

### 2014 (Minnesota 16/16):

- Started all 16 games at left tackle for a third-consecutive year
- Only member of the Vikings offensive line to play every snap of the 2014 season

### 2013 (Minnesota 16/16):

- Started all 16 games at left tackle for a second-consecutive season
- Member of an offensive line that helped Minnesota rush for an NFL-high 23 touchdowns and finish eighth in the NFL in total rushing yards

### 2012 (Minnesota 16/16; 1/1):

- Started all 16 games at left tackle as a rookie and helped Vikings RB Adrian Peterson rush for the second-most yards (2,097) in a single season in NFL history and earn MVP honors
- Earned Pro Bowl honors and was named to the PFWA All-Rookie team
- Started at left tackle at Green Bay in the NFC Wild Card Playoff (1/5/13)

## COLLEGE:

- Played three seasons (2009-11) at the University of Southern California in Los Angeles, Calif. after redshirting the 2008 campaign
- Appeared in 38 career games with 27 starts at left tackle over three seasons for the Trojans
- Earned first-team All-America honors following his redshirt junior season
- Won the Morris Trophy, given to the Pac-12 Conference's top offensive lineman in 2011
- Named first-team all-conference as a redshirt sophomore and junior

## PERSONAL:

- Attended Servite High School in Corona, Calif.
- Father, Frank, played center at Arkansas and Arizona before being drafted by the Buffalo Bills in 1982
- Brother, Ryan, played center for the Panthers from 2007-18
- Majored in sociology at Southern California

# VETERAN BIOS

## MATT KALIL'S NFL REGULAR SEASON STATISTICS

DATE	TEAM	GP	GS
------	------	----	----

2012	Vikings	16	16
2013	Vikings	16	16
2014	Vikings	16	16
2015	Vikings	16	16
2016	Vikings	2	2
2017	Panthers	16	16
2018	Panthers	0	0

<b>NFL TOTALS</b>		<b>82</b>	<b>82</b>
-------------------	--	-----------	-----------

## MATT KALIL'S NFL POSTSEASON STATISTICS

DATE	TEAM	GP	GS
------	------	----	----


2012	Vikings	1	1
2015	Vikings	1	1
2017	Panthers	1	1

<b>NFL TOTALS</b>		<b>3</b>	<b>3</b>
-------------------	--	----------	----------

## 2018 GAME-BY-GAME REGULAR SEASON STATISTICS (PANTHERS)

W	DATE	OPPONENT	P/S		W/L	SCORE
01	09/09	Cowboys		RESERVE/INJURED	W	16-8
02	09/16	at Falcons		RESERVE/INJURED	L	24-31
03	09/23	Bengals		RESERVE/INJURED	W	31-21
05	10/07	Giants		RESERVE/INJURED	W	33-31
06	10/14	at Redskins		RESERVE/INJURED	L	17-23
07	10/21	at Eagles		RESERVE/INJURED	W	21-17
08	10/28	Ravens		RESERVE/INJURED	W	36-21
09	11/04	Buccaneers		RESERVE/INJURED	W	42-28
10	11/08	at Steelers		RESERVE/INJURED	L	21-52
11	11/18	at Lions		RESERVE/INJURED	L	19-20
12	11/25	Seahawks		RESERVE/INJURED	L	27-30
13	12/02	at Buccaneers		RESERVE/INJURED	L	17-24
14	12/09	at Browns		RESERVE/INJURED	L	20-26
15	12/17	Saints		RESERVE/INJURED	L	9-12
16	12/23	Falcons		RESERVE/INJURED	L	10-24
17	12/30	at Saints		RESERVE/INJURED	W	33-14
<b>2018 TOTALS</b>			<b>0-0</b>		<b>7-9</b>	





# SENI0 KELEMETE

GUARD

6-3 | 301 | WASHINGTON

HOMETOWN: SEATTLE, WASH. | AGE: 29

7TH NFL SEASON | 2ND WITH TEXANS | ACQUIRED: UFA-'18 (NO)

2018 GP/GS (POST): 15/14 (1/1) | CAREER GP/GS (POST): 73/36 (3/2)

TEAMS: ARI '12; NO '14-17; HOU '18



64

**TRANSACTIONS:** Selected by the Arizona Cardinals with the 16th pick in the fifth round (151st overall) of the 2012 NFL Draft...Waived by the Cardinals on Aug. 30, 2013...Signed to the New Orleans Saints practice squad on Sept. 2, 2013...Released from the Saints practice squad on Sept. 24, 2013...Signed to the Saints practice squad on Sept. 26, 2013...Signed by the Saints on Jan. 14, 2014...Re-signed with the Saints on March 10, 2016...Signed by the Houston Texans as an unrestricted free agent on March 15, 2018.

## 2018 (Houston 15/14; 1/1):

- Started 15 games at left guard in his first season with the Texans
- Started at left guard in his Texans debut at New England (9/9) and helped post the second-highest team rushing total (167) in a season opener in franchise history
- Started at left guard and helped record a second-consecutive game with more than 140 team rushing yards at Tennessee (9/16)
- Active, but did not play vs. the N.Y. Giants (9/23)
- Started at left guard and helped the Texans post 466 yards of total offense at Indianapolis (9/30)
- Started at left guard and helped the Texans offense record 462 yards of total offense vs. Dallas (10/7)
- Started at left guard and recorded his first career fumble recovery vs. Buffalo (10/14)
- Helped the Texans rush for 141 yards and started at left guard at Jacksonville (10/21)
- Started at left guard and helped rush for a season-high 188 yards vs. Miami (10/25)
- Started at left guard at Denver (11/4)
- Started at left guard and helped the Texans rush for 139 yards at Washington (11/18)
- Led the way for a franchise-record 281 yards rushing vs. Tennessee (11/26)
- Started at left guard vs. Cleveland (12/2)
- Started at left guard vs. Indianapolis (12/9)
- Started at left guard at the N.Y. Jets (12/15)
- Contributed on special teams at Philadelphia (12/23)
- Started at left guard and helped the Texans rush for 134 yards vs. Jacksonville (12/30)
- Started at left guard in the Wild Card Round vs. Indianapolis (1/5)

## 2017 (New Orleans 16/8; 2/1):

- Appeared in all 16 games, starting at three different spots on the offensive line
- Was part of an offensive unit that ranked second in the NFL in yards per game, fifth in rushing yards per game and fifth in

passing yards per game

- Started at left guard vs. New England (9/17) in Week 2
- Started at right tackle at Carolina (9/24) in Week 3
- Started at right guard vs. Chicago (10/29) in Week 8 and vs. Tampa Bay (11/5) in Week 9
- Played 47 snaps at guard vs. Carolina in the NFC Wild Card Playoff (1/7/18)
- Started at left guard at Minnesota in the NFC Divisional Playoff (1/14/18), playing every offensive snap

## 2016 (New Orleans 15/9):

- Played in 15 games, starting nine at left guard and left tackle to help pave the way for the NFL's No. 1 offense
- Played at right guard and also on special teams, blocking for an offense that gained 507 total net yards in the season opener vs. Oakland (9/11) in Week 1
- Started at left guard and blocked for an offense that gained 523 total net yards vs. Carolina (10/16) in Week 6
- Started at left guard, blocking for an offense that gained 463 total net yards at Kansas City (10/23) in Week 7

## 2015 (New Orleans 16/5):

- Appeared in all 16 games (five starts) for the first time in his career
- Made first career start at Carolina (9/27) in Week 3, filling in for Jahri Evans
- Made second consecutive start at right guard vs. Dallas (10/4) and blocked for an offense that gained 438 total net yards
- Started at left guard vs. Atlanta (10/15) in Week 6, blocking for an offense that gained 385 total net yards
- Did not surrender a sack in his first career NFL start at left tackle at Atlanta (1/3/16) and was part of an offensive line that gained 323 net yards passing

## 2014 (New Orleans 10/0):

- Appeared in 10 games, contributing primarily on special teams

## 2013 (New Orleans 0/0):

- Spent the majority of the season as a member of the Saints practice squad

## 2012 (Arizona 1/0):

- Inactive Weeks 1-15
- Made NFL debut as a reserve at right guard at San Francisco (12/30) in Week 17. Recorded first career reception off a deflected pass and gained 10 yards in the second quarter

## VETERAN BIOS

### COLLEGE:

- ▶ Played four seasons (2008-11) at the University of Washington in Seattle, Wash.
- ▶ Saw action in 46 games and made 41 starts in his career with the Huskies
- ▶ Elected team captain as a junior and senior
- ▶ Started 26 consecutive games at left tackle from 2010-11
- ▶ Named second-team All-Pac 12 as a senior
- ▶ Started 11 of 12 games at right guard as a sophomore in 2009
- ▶ Appeared in eight games (four starts) as a defensive tackle as a freshman

- ▶ Was only one of nine true freshmen to start a game for the Huskies in 2008

### PERSONAL:

- ▶ Led Evergreen High School to a 9-2 record as a senior in 2007
- ▶ Honored as the Seamount League's Lineman of the Year on both offense and defense as a senior
- ▶ Named to the 3A all-state first team by the Associated Press and to the *Seattle Times* All-State team
- ▶ Was also a wrestler and discus thrower at Evergreen High School
- ▶ Won the Seamount League discus title in 2007
- ▶ Participated in the state wrestling tournament as a junior in 2006

### SENIOR KELEMETE'S NFL REGULAR SEASON STATISTICS

#### DATE TEAM GP GS

2012	Cardinals	1	0
2014	Saints	10	0
2015	Saints	16	5
2016	Saints	15	9
2017	Saints	16	8
2018	Texans	15	14

**NFL TOTALS 73 36**

### SENIOR KELEMETE'S NFL POSTSEASON STATISTICS

#### DATE TEAM GP GS

2017	Saints	2	1
2018	Texans	1	1

**NFL TOTALS 3 2**

### 2018 GAME-BY-GAME REGULAR SEASON STATISTICS (TEXANS)

W	DATE	OPPONENT	P/S	W/L	SCORE
01	09/09	at Patriots	S	L	20-27
02	09/16	at Titans	S	L	17-20
03	09/23	Giants		L	22-27
04	09/30	at Colts	S	W	37-34+
05	10/07	Cowboys	S	W	19-16+
06	10/14	Bills	S	W	20-13
07	10/21	at Jaguars	S	W	20-7
08	10/25	Dolphins	S	W	42-23
09	11/04	at Broncos	S	W	19-17
11	11/18	at Redskins	S	W	23-21
12	11/26	Titans	S	W	34-17
13	12/02	Browns	S	W	29-13
14	12/09	Colts	S	L	21-24
15	12/15	at Jets	S	W	29-22
16	12/23	at Eagles	P	L	30-32
17	12/30	Jaguars	S	W	20-3
<b>2018 TOTALS</b>				<b>11-5</b>	

+ - Overtime

## VETERAN BIOS

### 2018 GAME-BY-GAME POSTSEASON STATISTICS (TEXANS)

W	DATE	OPPONENT	P/S	W/L	SCORE
01	01/05	Colts	S	L	7-21
2018 TOTALS			1-1	0-1	



# JERMAINE KELLY JR.

CORNERBACK

6-1 | 204 | SAN JOSE STATE

HOMETOWN: LOS ANGELES, CALIF. | AGE: 24

2ND NFL SEASON | 2ND WITH TEXANS | ACQUIRED: 07-'18

CAREER GP/GS: 0/0

TEAMS: HOU '18



35

**TRANSACTIONS:** Selected by the Houston Texans with the fourth pick of the seventh round (222nd overall) in the 2018 NFL Draft.

## 2018 (Houston 0/0):

- Placed on the Reserve/Injured list on Sept. 3

## CAREER AT SAN JOSE STATE:

- Played two seasons at San Jose (Calif.) State University (2016-17) after transferring from the University of Washington in Seattle, Wash.
- Sat out the 2015 season to fulfill NCAA transfer rules
- Played one season at Washington (2014) after redshirting the 2013 campaign
- Recorded 79 total tackles (68 solo), one interception and 17 passes defended in two seasons with the Spartans

## 2017 (San Jose State):

- Played in 13 games (12 starts)
- Led the team and was third in the Mountain West with 12 passes defended
- Tallied a single-game career-high eight total tackles vs. Fresno State (10/7)
- His 68-yard interception return for a touchdown vs. Utah State (9/23) was the longest interception return of the season by a San Jose State player

## 2016 (San Jose State):

- Played in all 12 games and was a starter the final five games of the season
- Credited with 26 total tackles and a fumble recovery for the season

- Recorded a single-game season-high six total tackles at Boise State (11/4)
- Ranked third on the team with five passes defended

## 2015 (San Jose State):

- Did not see any game action to fulfill NCAA transfer requirements

## 2014 (Washington):

- Started the first two games of the season at cornerback
- Recorded four tackles in the win at Hawai'i (8/30)
- Suffered an injury in practice prior to the Illinois game did not return to game action the remainder of the regular season

## 2013 (Washington):

- Redshirted

## PERSONAL:

- Lettered in football (Coach Roddy Hiatt) and track and field at Salesian High in Los Angeles
- Helped Salesian to a 23-3 overall win-loss record his junior and senior seasons
- Played wide receiver, cornerback and was a kickoff returner during his high school career
- 21 receptions for 456 yards and six touchdowns as a pass receiver, five interceptions as a defensive back and a 59.0 yard average on kickoff returns his senior season
- A first-team All-C.I.F. Southern Section Northeast Division and All-Santa Fe League honoree as a senior
- Named to the *Tacoma News-Tribune* "Top-100"
- Was a sprinter on the track and field team



# VETERAN BIOS

## 2018 GAME-BY-GAME REGULAR SEASON STATISTICS (TEXANS)

2018 GAME BY GAME REGULAR SEASON STATISTICS (TERRANCE)																												
W	DATE	OPPONENT	TACKLES								INTERCEPTIONS					FUMBLES			ST					MISC		W/L	SCORE	
			TK	S	A	SK	YDS	TFL	YDS	QBH	NO	YDS	LG	TD	PD	FF	FR	YDS	TK	S	A	FF	FR	S	A			
01	09/09	at Patriots												RESERVE/INJURED													L	20-27
02	09/16	at Titans												RESERVE/INJURED													L	17-20
03	09/23	Giants												RESERVE/INJURED													L	22-27
04	09/30	at Colts												RESERVE/INJURED													W	37-34+
05	10/07	Cowboys												RESERVE/INJURED													W	19-16+
06	10/14	Bills												RESERVE/INJURED													W	20-13
07	10/21	at Jaguars												RESERVE/INJURED													W	20-7
08	10/25	Dolphins												RESERVE/INJURED													W	42-23
09	11/04	at Broncos												RESERVE/INJURED													W	19-17
11	11/18	at Redskins												RESERVE/INJURED													W	23-21
12	11/26	Titans												RESERVE/INJURED													W	34-17
13	12/02	Browns												RESERVE/INJURED													W	29-13
14	12/09	Colts												RESERVE/INJURED													L	21-24
15	12/15	at Jets												RESERVE/INJURED													W	29-22
16	12/23	at Eagles												RESERVE/INJURED													L	30-32
17	12/30	Jaguars												RESERVE/INJURED													W	20-3
2018 TOTALS			0	0	0	0.0	0.0	0	0	0	0	0	0	0	0	0	0	0	0	0	0	0	0	0	0	11-5		

+ - Overtime

## 2018 GAME-BY-GAME POSTSEASON STATISTICS (TEXANS)

			TACKLES							INTERCEPTIONS					FUMBLES			ST					MISC					
W	DATE	OPPONENT	TK	S	A	SK	YDS	TFL	YDS	QBH	NO	YDS	LG	TD	PD	FF	FR	YDS	TK	S	A	FF	FR	S	A	W/L	SCORE	
01	01/05	Colts	RESERVE/INJURED																							L	7-21	
2018 TOTALS			0	0	0	0.0	0.0	0	0	0	0	0	0	0	0	0	0	0	0	0	0	0	0	0	0	0	0-1	



# CHRIS LANDRUM

OUTSIDE LINEBACKER

6-2 | 245 | JACKSONVILLE STATE

HOMETOWN: MERIDIAN, MISS. | AGE: 26

4TH NFL SEASON | 2ND WITH TEXANS | ACQUIRED: FA-'18

2018 GP/GS: 7/0 | CAREER GP/GS: 17/0

TEAMS: LAC '16-18; HOU '18



42

**TRANSACTIONS:** Signed by the San Diego Chargers as a college free agent on May 2, 2016...Waived by the Chargers on Sept. 4, 2016...Signed to the Chargers practice squad on Sept. 6, 2016...Signed to the Chargers active roster on Oct. 22, 2016...Waived by the Chargers on Dec. 20, 2018...Signed to the Houston Texans practice squad on Dec. 24, 2018...Signed by the Texans on Jan. 7, 2019.

## 2018 (L.A. Chargers 7/0; Houston 0/0):

- Recorded two total tackles and one quarterback hit vs. Kansas City (9/9)
- Contributed on defense and special teams at Buffalo (9/16)
- Tallied a career-high four total tackles (three solo) at the L.A. Rams (9/23)
- Notched one quarterback hit vs. San Francisco (9/30)
- Appeared on defense and special teams vs. Oakland (10/7)
- Contributed on defense and special teams at Cleveland (10/14)
- Played on defense and special teams vs. Tennessee (10/21)
- Inactive Weeks 9-15
- Released by the Chargers on Dec. 20, 2018
- Signed to the Texans practice squad prior to Week 17
- Spent Week 17 and the postseason on the Texans practice squad

## 2017 (L.A. Chargers 0/0):

- Placed on the Reserve/Injured list on Aug. 23, 2017

## 2016 (San Diego 10/0):

- Spent Weeks 1-6 on the Chargers practice squad

- Made his NFL debut in Week 7 at Atlanta (10/23)
- Recorded one quarterback hit at Houston (11/27)
- Tallied one solo tackle vs. Tampa Bay (12/4)
- Notched two total tackles (one solo) and brought down Panthers QB Cam Newton for his first-career sack at Carolina (12/11)
- Registered one total tackles and one quarterback hit vs. Oakland (12/18)

## COLLEGE:

- Played two seasons (2013-14) at Jacksonville (Ala.) State University after transferring from Auburn (Ala.) University, where he played one season (2012) after redshirting the 2011 campaign
- Posted 71 total tackles, 20.5 tackles for loss and 7.5 sacks in 24 games over two seasons at Jacksonville State
- Named second-team All-Ohio Valley Conference in 2014
- Earned Ohio Valley Conference All-Newcomer recognition in 2013
- Appeared in one game for the Auburn Tigers in 2012
- Redshirted the season in 2011

## PERSONAL:

- Attended Sweet Water (Ala.) High School
- Recorded seven total tackles, one fumble recovery and an eight-yard touchdown run in the state championship as a senior in 2010 and earned Most Valuable Player honors en route to victory in the championship game
- Lettered four years in football, baseball and basketball
- Earned a bachelor's degree in liberal arts and a master's degree in sports management from Jacksonville State

### CHRIS LANDRUM'S NFL REGULAR SEASON DEFENSIVE STATISTICS

		TACKLES										INTERCEPTIONS					FUMBLES					ST				MISC	
DATE	TEAM	GP	GS	TK	S	A	TFL	YDS	SK	YDS	QBH	NO	YDS	LG	TD	PD	FF	FR	YDS	TK	S	A	FF	FR	S	A	
2016	Chargers	10	0	4	2	2	1	7	1.0	7.0	4	0	0	0	0	0	0	0	0	0	0	0	0	0	0	0	
2018	Chargers	7	0	6	3	3	0	0	0.0	0.0	2	0	0	0	0	0	0	0	0	0	0	0	0	0	0	0	
2018	Texans	0	0	0	0	0	0	0	0.0	0.0	0	0	0	0	0	0	0	0	0	0	0	0	0	0	0	0	
2018	TOTAL	7	0	6	3	3	0	0	0.0	0.0	2	0	0	0	0	0	0	0	0	0	0	0	0	0	0	0	
NFL TOTALS		17	0	10	5	5	1	7	1.0	7.0	6	0	0	0	0	0	0	0	0	0	0	0	0	0	0	0	

### CHRIS LANDRUM'S NFL POSTSEASON DEFENSIVE STATISTICS

SHANE LANDREN'S NFL POSTSEASON DEFENSIVE STATISTICS																											
		TACKLES								INTERCEPTIONS					FUMBLES					ST				MISC			
DATE	TEAM	GP	GS	TK	S	A	TFL	YDS	SK	YDS	QBH	NO	YDS	LG	TD	PD	FF	FR	YDS	TK	S	A	FF	FR	S	A	
2018	Texans	0	0	0	0	0	0	0	0.0	0.0	0	0	0	0	0	0	0	0	0	0	0	0	0	0	0	0	
NFL TOTALS		0	0	0	0	0	0	0	0.0	0.0	0	0	0	0	0	0	0	0	0	0	0	0	0	0	0	0	

## VETERAN BIOS

### SINGLE-GAME HIGHS: DEFENSIVE

<b>Total Tackles</b>	4 at Los Angeles Rams, Sep 23, 2018
<b>Sacks</b>	1.0 at Carolina Panthers, Dec 11, 2016

**Tackles For Loss** 1 at Carolina Panthers, Dec 11, 2016

## 2018 GAME-BY-GAME REGULAR SEASON STATISTICS (CHARGERS/TEXANS)

[illegible]

## 2018 GAME-BY-GAME POSTSEASON STATISTICS (TEXANS)

			TACKLES								INTERCEPTIONS					FUMBLES			ST					MISC				
W	DATE	OPPONENT	TK	S	A	SK	YDS	TFL	YDS	QBH	NO	YDS	LG	TD	PD	FF	FR	YDS	TK	S	A	FF	FR	S	A	W/L	SCORE	
01	01/05	Colts	PRACTICE SQUAD																								L	7-21
2018 TOTALS			0	0	0	0.0	0.0	0	0	0	0	0	0	0	0	0	0	0	0	0	0	0	0	0	0	0	0-1	



# RICK LEONARD

TACKLE

6-7 | 311 | FLORIDA STATE

AGE: 22

1ST NFL SEASON | 1ST WITH TEXANS | ACQUIRED: FA-'18

CAREER GP/GS: 0/0

TEAMS: NO '18; HOU '19



72

**TRANSACTIONS:** Selected by the New Orleans Saints with the 27th pick in the fourth round (127th overall) of the 2018 NFL Draft...Waived by the Saints on Sept. 1, 2018...Signed to the Saints practice squad on Sept. 2, 2018...Released from the Saints practice squad on Oct. 2, 2018...Signed to the Los Angeles Rams practice squad on Oct. 9, 2018...Released from the Rams practice squad on Nov. 6, 2018...Signed to the Arizona Cardinals practice squad on Nov. 14, 2018...Released from the Cardinals practice squad on Dec. 4, 2018...Signed by the Houston Texans on Jan. 8, 2019.

## 2018 (New Orleans 0/0; L.A. Rams 0/0; Arizona 0/0):

- Spent the offseason and preseason with the Saints
- Served as a member of the Saints practice squad from Weeks 1-4
- Spent Weeks 6-9 on the Rams practice squad
- Appeared on the Cardinals practice squad from Weeks 11-13

## CAREER AT FLORIDA STATE:

- Played four seasons (2014-17) at Florida State University in Tallahassee, Fla.
- Started for two seasons at right tackle after transitioning from defensive end
- Started 19-of-37 career games for the Seminoles

## 2017 (Florida State):

- Started all 13 games at right tackle as a senior in 2017
- Helped freshman RB Cam Akers record the most rushing yards (1,024) in a single season in program history

## 2016 (Florida State):

- Appeared in seven games with six starts at right tackle as a junior in 2016
- Transitioned to tackle from defensive end prior to his junior campaign
- Led the way for Florida State RB Dalvin Cook to rush for 153 yards, while not allowing a sack against the fifth-ranked defense in the nation, Florida (11/26)

## 2015 (Florida State):

- Played all 13 games along the defensive line as a sophomore
- Notched a career-high five total tackles and 2.5 tackles for loss
- Notched four total tackles and 1.5 tackles for loss vs. Chattanooga (11/21)

## 2014 (Florida State):

- Appeared in four contests as a reserve defensive lineman and notched one total tackle as a true freshman

## PERSONAL:

- Attended Middletown (Md.) High School
- Led Middletown to three consecutive Class 2A state championships
- Earned Defensive Player of the Year in Maryland High School and was named consensus first-team all-state by the Maryland sportswriters following his senior season in 2013
- Notched 30 solo tackles, 14.0 sacks and 24 tackles for loss as a senior
- Tallied 67 total tackles, 12.0 sacks and 18.5 tackles for loss in 2012
- Also lettered in lacrosse
- Majored in criminology at Florida State

## RICK LEONARD'S NFL REGULAR SEASON STATISTICS

DATE	TEAM	GP	GS
2018	Saints	0	0
NFL		0	0
TOTALS			

## 2018 GAME-BY-GAME REGULAR SEASON STATISTICS (SAINTS)

W	DATE	OPPONENT	P/S	W/L	SCORE
03	09/23	at Falcons			
2018 TOTALS				0-0	
				1-0	

+ - Overtime





## GREG MANCZ

CENTER/GUARD

6-4 | 302 | TOLEDO

HOMETOWN: CINCINNATI, OHIO | AGE: 27

5TH NFL SEASON | 5TH WITH TEXANS | ACQUIRED: CFA-'15

2018 GP/GS (POST): 16/4 (1/0) | CAREER GP/GS (POST): 45/27 (3/2)

TEAMS: HOU '15-18



65

**TRANSACTIONS:** Signed by the Houston Texans as a college free agent on May 8, 2015...Re-signed with the Texans on March 14, 2018...Signed a contract extension with the Texans on Aug. 30, 2018.

### 2018 (Houston 16/4; 1/0):

- Appeared in all 16 games (four starts) for the second time in his career
- Contributed as a reserve offensive lineman and appeared on special teams at New England (9/9)
- Played on special teams at Tennessee (9/16)
- Started at left guard vs. the N.Y. Giants (9/23)
- Contributed on offense and special teams and helped the Texans post 466 yards of total offense at Indianapolis (9/30)
- Appeared on special teams vs. Dallas (10/7)
- Contributed on special teams vs. Buffalo (10/14)
- Started at right guard and helped the Texans rush for 141 yards at Jacksonville (10/21)
- Helped the Texans record a season-high 188 yards rushing vs. Miami (10/25)
- Contributed on special teams and offense as a reserve offensive lineman at Denver (11/4)
- Appeared as a reserve offensive lineman and helped rush for 139 yards at Washington (11/18)
- Contributed on offense and special teams vs. Tennessee (11/26)
- Served as a reserve offensive lineman and contributed on special teams vs. Cleveland (12/2)
- Started at right guard vs. Indianapolis (12/9)
- Contributed on special teams at the N.Y. Jets (12/15)
- Appeared on special teams at Philadelphia (12/23)
- Contributed on special teams vs. Jacksonville (12/30)
- Contributed on special teams in the Wild Card Round vs. Indianapolis (1/5)

### 2017 (Houston 10/7):

- Appeared in 10 games with five starts at guard and two at center
- Played at guard in the season opener vs. Jacksonville (9/10)
- Started at right guard at Cincinnati and led a Texans ground attack that put together a 168-yard rushing performance (9/14)
- Paved the way for a 125-yard rushing performance with a 300-yard passer at New England (9/24)
- Played on offense and special teams, helping lead the offense to 500-plus yards of total offense and 38 points at Seattle (10/29)
- Started at right guard and helped pave the way for 384 yards of total offense at Tennessee (12/3)
- Started his second consecutive game at right guard vs. San Francisco (12/10)

- Made his first start at center of the season and led the way for a season-best 176 rushing yards vs. Pittsburgh (12/25)

### 2016 (Houston 16/16, 2/2):

- Started at center in all 16 regular season games and both postseason contests, making him the only Texans lineman to start every game of the year
- Made his first career start in the season opener and helped pave the way for RB Lamar Miller's 106-yard rushing performance vs. Chicago (9/11)
- Helped block for 100-yard rushing performances by RB Lamar Miller vs. Chicago (9/11) in Week 1, vs. Indianapolis (10/16) in Week 6 and at Oakland (11/21) in Week 11
- Contributed to a Texans ground attack that put together a season-high 181 rushing yards at Jacksonville (11/13) in Week 10
- Helped RB Lamar Miller rush for 107 yards and a touchdown at Indianapolis (12/11) in Week 14

### 2015 (Houston 3/0, 0/0):

- Played in three regular season games in his rookie season
- Made his NFL debut in the season opener vs. Kansas City (9/13)
- Came in to play left guard at Carolina (9/20)
- Played in his final game of the season in Week 3 vs. Tampa Bay (9/27)
- Inactive in Weeks 4-8
- Placed on the Reserve/Injured list on Nov. 3

### COLLEGE:

- Played four seasons (2011-14) at the University of Toledo (Ohio)
- Named second-team All-America by the Football Writers Association of America (FWAA)
- Only player from Mid-American Conference to make the FWAA All-American team
- First Rocket to earn All-American honors since Eric Page was named honorable mention by Sports Illustrated in 2011
- First Toledo offensive lineman to make either first- or second-team All-America on one of the five major All-America teams since Dan Bukovich made the Associated Press first-team in 1938
- Won the Vern Smith Leadership Award, given annually to the best player in the Mid-American Conference
- First offensive lineman to win the award in its 33-year history
- First-team All-MAC selection and leader of offensive line that powered Rocket offense that ranks No. 1 in MAC in scoring, total offense and rushing offense in 2014

## VETERAN BIOS

- ✦ Maintained a string of 47 consecutive starts
- ✦ One of 12 finalists nationally for the Wuerffel Trophy (community service)
- ✦ Also a candidate for the Rimington Trophy (center), Rotary Lombardo Award (lineman), Campbell Trophy (academics) and All State Good Works Award (community service)

### PERSONAL:

- ✦ Parents are Mary Beth Fehring and the late Brian Mancz

- ✦ Toledo Student-Athlete Advisory Council (SAAC) president in 2013-14
- ✦ Member of the Toledo Football Team Leadership Council that organizes volunteer community service activities 2010-14
- ✦ Member of the Toledo Football Leadership Board that makes all team decisions on discipline and practice adjustments 2012-14
- ✦ Vice President for Athletes in Action at Toledo for 2013-14
- ✦ Board for Fellowship of Christian Athletes 2013-14
- ✦ Graduated with a degree in finance

### GREG MANCZ'S NFL REGULAR SEASON STATISTICS

#### DATE TEAM GP GS

2015	Texans	3	0
2016	Texans	16	16
2017	Texans	10	7
2018	Texans	16	4

**NFL TOTALS 45 27**

### GREG MANCZ'S NFL POSTSEASON STATISTICS

#### DATE TEAM GP GS

2016	Texans	2	2
2018	Texans	1	0

**NFL TOTALS 3 2**

### 2018 GAME-BY-GAME REGULAR SEASON STATISTICS (TEXANS)

W	DATE	OPPONENT	P/S	W/L	SCORE
01	09/09	at Patriots	P	L	20-27
02	09/16	at Titans	P	L	17-20
03	09/23	Giants	S	L	22-27
04	09/30	at Colts	P	W	37-34+
05	10/07	Cowboys	P	W	19-16+
06	10/14	Bills	P	W	20-13
07	10/21	at Jaguars	S	W	20-7
08	10/25	Dolphins	S	W	42-23
09	11/04	at Broncos	P	W	19-17
11	11/18	at Redskins	P	W	23-21
12	11/26	Titans	P	W	34-17
13	12/02	Browns	P	W	29-13
14	12/09	Colts	S	L	21-24
15	12/15	at Jets	P	W	29-22
16	12/23	at Eagles	P	L	30-32
17	12/30	Jaguars	P	W	20-3
<b>2018 TOTALS</b>		<b>16-4</b>		<b>11-5</b>	

+ - Overtime

### 2018 GAME-BY-GAME POSTSEASON STATISTICS (TEXANS)

W	DATE	OPPONENT	P/S	W/L	SCORE
01	01/05	Colts	P	L	7-21
<b>2018 TOTALS</b>		<b>1-0</b>		<b>0-1</b>	



# NICK MARTIN

CENTER

6-4 | 295 | NOTRE DAME

HOMETOWN: INDIANAPOLIS, IND. | AGE: 26

4TH NFL SEASON | 4TH WITH TEXANS | ACQUIRED: 02-'16

2018 GP/GS (POST): 16/16 (1/1) | CAREER GP/GS (POST): 30/30 (1/1)

TEAMS: HOU '16-18



66

**TRANSACTIONS:** Selected by the Houston Texans with the 19th pick in the second round (50th overall) of the 2016 NFL Draft.

## 2018 (Houston 16/16; 1/1):

- Started all 16 games at center for the first time in his career
- Started at center and helped post the second-highest team rushing total (167) in a season opener in franchise history at New England (9/9)
- Started at center and helped record a second-consecutive game with more than 140 team rushing yards at Tennessee (9/16)
- Started at center vs. the N.Y. Giants (9/23)
- Started at center and helped the Texans gain 466 yards of total offense at Indianapolis (9/30)
- Started at center and helped the Texans offense record 462 yards of total offense vs. Dallas (10/7)
- Started at center and recorded his third career tackle vs. Buffalo (10/14)
- Helped the Texans rush for 141 yards and started at center at Jacksonville (10/21)
- Started at center and helped the Texans rush for a season-high 188 yards vs. Miami (10/25)
- Started at center at Denver (11/4)
- Started at center and helped the Texans rush for 139 yards at Washington (11/18)
- Started at center and led the way to a franchise-record 281 yards rushing vs. Tennessee (11/26)
- Started at center vs. Cleveland (12/2)
- Started at center vs. Indianapolis (12/9)
- Started at center at the N.Y. Jets (12/15)
- Started at center at Philadelphia (12/23)
- Started at center and helped the Texans rush for 134 yards vs. Jacksonville (12/30)
- Started at center in his postseason debut in the Wild Card Round vs. Indianapolis (1/5)

## 2017 (Houston 14/14):

- Started in his NFL debut vs. Jacksonville (9/10)
- Started at center and helped lead the team to a 168-yard rushing performance at Cincinnati (9/14)
- Paved the way for a 125-yard rushing performance with a 300-yard passer at New England (9/24)
- Started vs. Tennessee (10/1) and paved the way for a 173-yard rushing performance, 445 yards of total offense, six offensive touchdowns and a franchise-record 57 points
- Started and helped block for a 144-yard rushing performance and five offensive touchdowns vs. Kansas City (10/8)

- Paved the way for 340 net yards of offense and helped the Texans score 30-plus points for a franchise-record fourth straight game vs. Cleveland (10/15)
- Played every snap at center and helped produce 500-plus yards of offense and 38 points at Seattle (10/29)
- Started his eighth consecutive game vs. Indianapolis (11/5)
- Started at center and paved the way for 134 rushing yards, 357 yards of total offense and the team's sixth game of 30-or-more points vs. Arizona (11/19)
- Helped the offense compile 384 total yards at Tennessee (12/3)
- Started at center vs. San Francisco (12/10)
- Placed on the Reserve/Injured list on Dec. 19

## 2016 (Houston 0/0, 0/0):

- Placed on the Reserve/Injured list on Aug. 30

## COLLEGE:

- Played four seasons (2012-15) at the University of Notre Dame in South Bend, Ind. after redshirting the 2011 season
- Saw action in 50 games and made 37 starts in his career with the Fighting Irish
- Named to the Rimington Trophy Watch List (2014-15) and the Lombardi Award Watch List (2014), and served as a team captain his final two seasons
- Started 26 consecutive games from 2014-15
- As a senior in 2015, helped establish a running game that rushed for 207.6 yards per game, the highest average for Notre Dame since 1998
- Played the final 10 games of the 2014 campaign at left guard, marking his first start at any other position than center
- Part of a Fighting Irish offensive line that yielded just 8.0 sacks and ranked second in the Football Bowl Subdivision in fewest sacks allowed in 2013

## PERSONAL:

- First-team Indiana all-state pick on Associated Press Class 3A team as offensive lineman
- Named to Indiana Football Coaches Association Top 50 All-State team as one of 10 offensive linemen
- Named to the 2010 Super Team by the Indianapolis Star
- Second-team offensive lineman on U.S. Air Force Medium Schools Prep All-America squad
- Helped fourth-ranked Bishop Chatard High School in Indianapolis to 2010 Indiana Class 3A state title with 28-14 win over South Bend St. Joseph's in state title contest that marked Chatard's record 10th state title

## VETERAN BIOS

- ✦ Chatard ended season with 11-4 record and 10 straight wins after early three-game losing streak
- ✦ Helped team to No. 3 state ranking in IFCA final regular-season poll for 2010
- ✦ Starter on both offensive and defensive lines
- ✦ Rated second-best Class 3A defensive player in Indianapolis area in preseason listings by the Indianapolis Star
- ✦ Helped Chatard to 12-2 mark as a junior in 2009 before losing to Evansville Memorial in Indiana state playoff semi-state round
- ✦ Father, Keith, played football at Kentucky and was 1982

- Academic All-Southeastern Conference pick as team's top defensive tackle while also earning NCAA Postgraduate Scholarship in 1983
- ✦ Played for coach Vincent Lorenzano at Bishop Chatard High School
- ✦ Son of Pam and Keith Martin
- ✦ Brother, Zack, is a three-time All-Pro selection and two-time Pro Bowler as the starting right guard for the Dallas Cowboys after being a first-round pick in the 2014 NFL Draft
- ✦ Graduated May 2015, with a degree in management consulting from the Mendoza College of Business

### NICK MARTIN'S NFL REGULAR SEASON STATISTICS

#### DATE TEAM GP GS

2016 Texans 0 0

2017 Texans 14 14

2018 Texans 16 16

**NFL TOTALS 30 30**

### NICK MARTIN'S NFL POSTSEASON STATISTICS

#### DATE TEAM GP GS

2018 Texans 1 1

**NFL TOTALS 1 1**

### 2018 GAME-BY-GAME REGULAR SEASON STATISTICS (TEXANS)


W	DATE	OPPONENT	P/S	W/L	SCORE
01	09/09	at Patriots	S	L	20-27
02	09/16	at Titans	S	L	17-20
03	09/23	Giants	S	L	22-27
04	09/30	at Colts	S	W	37-34+
05	10/07	Cowboys	S	W	19-16+
06	10/14	Bills	S	W	20-13
07	10/21	at Jaguars	S	W	20-7
08	10/25	Dolphins	S	W	42-23
09	11/04	at Broncos	S	W	19-17
11	11/18	at Redskins	S	W	23-21
12	11/26	Titans	S	W	34-17
13	12/02	Browns	S	W	29-13
14	12/09	Colts	S	L	21-24
15	12/15	at Jets	S	W	29-22
16	12/23	at Eagles	S	L	30-32
17	12/30	Jaguars	S	W	20-3
<b>2018 TOTALS</b>			<b>16-16</b>	<b>11-5</b>	

+ - Overtime

### 2018 GAME-BY-GAME POSTSEASON STATISTICS (TEXANS)

W	DATE	OPPONENT	P/S	W/L	SCORE
01	01/05	Colts	S	L	7-21
<b>2018 TOTALS</b>			<b>1-1</b>	<b>0-1</b>	





# AJ MCCARRON

QUARTERBACK

6-3 | 215 | ALABAMA

HOMETOWN: MOBILE, ALA. | AGE: 28

6TH NFL SEASON | 1ST WITH TEXANS | ACQUIRED: FA-'19

2018 GP/GS: 2/0 | CAREER GP/GS (POST): 13/3 (1/1)

TEAMS: CIN '14-17; OAK '18; HOU '19



2

**TRANSACTIONS:** Selected by the Cincinnati Bengals with the 24th pick of the fifth round (164th overall) in the 2014 NFL Draft...Signed by the Buffalo Bills as an unrestricted free agent on March 15, 2018...Traded to the Oakland Raiders on Sept. 1, 2018...Waived by the Raiders on March 14, 2019...Signed by the Houston Texans as a free agent on March 20, 2019.

## 2018 (Oakland 2/0):

- Spent the offseason and preseason with the Bills before being traded to the Raiders prior to Week 1
- Active but did not play in Weeks 1-6 and Week 8
- Made season debut and completed 1-of-3 passes for 8 yards at San Francisco (11/1)
- Active but did not play in Weeks 10-11 and Weeks 13-17

## 2017 (Cincinnati 3/0):

- Completed 7-of-14 passes (50.0%) for 66 yards in three games
- Active but did not play in Weeks 1-3
- Made season debut at Cleveland (10/1)
- Active but did not play in Week 5 and Weeks 7-13
- Completed 4-of-8 passes (50.0%) for 47 yards vs. Chicago (12/10)
- Threw for 19 yards on 3-of-6 passing (50.0%) at Minnesota (12/17)
- Active but did not play in Weeks 16-17

## 2016 (Cincinnati 1/0):

- Active but did not play in Weeks 1-5
- Made season debut at New England, but did not record a stat (10/16)
- Active but did not play in Weeks 7-8 and Weeks 10-17

## 2015 (Cincinnati 7/3; 1/1):

- Completed 79-of-119 passes (66.4%) for 854 yards, six touchdowns and two interceptions in seven games with three starts as a rookie
- Active but did not play Weeks 1-6 and Weeks 8-9
- Made NFL debut, but did not record a stat vs. Cleveland (11/5)

- Completed 22-of-32 passes (68.8%) for 280 yards, two touchdowns and two interceptions vs. Pittsburgh (12/13)
- Threw for 192 yards on 15-of-21 passing (71.4%) and one touchdown in his first NFL start at San Francisco (12/20)
- Completed 22-of-35 passes (62.9%) for 200 yards and one touchdown at Denver (12/28)
- Recorded 160 yards and two touchdowns on 17-of-27 passing (63.0) vs. Baltimore (1/3/16)
- Completed 23-of-41 passes (56.1%) for 212 yards, one touchdown and one interception in his postseason debut in the Wild Card Playoff vs. Pittsburgh (1/9/16)

## COLLEGE:

- Played four seasons (2010-13) at the University of Alabama in Tuscaloosa, Ala.
- Completed 686-of-1,026 passes (66.9%) for 9,019 yards, 77 touchdowns and 15 interceptions in 53 career games in college and led Alabama to a 36-4 record as a three-year starter
- Led the Crimson Tide to back-to-back BCS National Championships in 2011 and 2012
- Earned first-team All-America honors and won the Maxwell Award as a senior in 2013
- Finished runner-up in voting for the 2013 Heisman Trophy Award after completing 226-of-336 passes (67.3%) for 3,063 yards, 28 touchdowns and seven interceptions as a senior
- Recorded 2,933 passing yards and 30 touchdowns with only three interceptions as a junior in 2012
- Completed 219-of-328 passes (66.8%) for 2,634 yards, 16 touchdowns and five interceptions as a first-year starting sophomore in 2011

## PERSONAL:

- Attended St. Paul's Episcopal School in Mobile, Ala.
- Led his high school to the 2007 AHSAA Class 5A state championship as a senior alongside Steelers LB Mark Barron
- Son of Dee Dee Bonner and Anthony McCarron
- Brother, Corey, played fullback at Middle Tennessee State
- Graduated from Alabama with a degree in health studies

# VETERAN BIOS

## AJ MCCARRON'S NFL REGULAR SEASON PASSING STATISTICS

DATE TEAM	GP	GS	ATT.	CMP.	PCT.	YDS	AVG.	TD	INT.	LG	SK	LST	RATE
2014 Bengals	0	0	0	0	0.0	0	0.0	0	0	0	0	0	0.0
2015 Bengals	7	3	119	79	66.4	854	7.2	6	2	66t	12	63	97.1
2016 Bengals	1	0	0	0	0.0	0	0.0	0	0	0	0	0	0.0
2017 Bengals	3	0	14	7	50.0	66	4.7	0	0	27	1	9	63.4
2018 Raiders	2	0	3	1	33.3	8	2.7	0	0	8	1	7	42.4
<b>TOTALS</b>	<b>13</b>	<b>3</b>	<b>136</b>	<b>87</b>	<b>64.0</b>	<b>928</b>	<b>6.8</b>	<b>6</b>	<b>2</b>	<b>66t</b>	<b>14</b>	<b>79</b>	<b>92.4</b>

## AJ MCCARRON'S NFL POSTSEASON PASSING STATISTICS

DATE TEAM	GP	GS	ATT.	CMP.	PCT.	YDS	AVG.	TD	INT.	LG	SK	LST	RATE
2014 Bengals	0	0	0	0	0.0	0	0.0	0	0	0	0	0	0.0
2015 Bengals	1	1	41	23	56.1	212	5.2	1	1	25t	3	24	68.3
<b>TOTALS</b>	<b>1</b>	<b>1</b>	<b>41</b>	<b>23</b>	<b>56.1</b>	<b>212</b>	<b>5.2</b>	<b>1</b>	<b>1</b>	<b>25t</b>	<b>3</b>	<b>24</b>	<b>68.3</b>

## AJ MCCARRON'S NFL REGULAR SEASON RUSHING STATISTICS

DATE TEAM	NO.	YDS.	AVG.	LG	TD
2014 Bengals	0	0	0.0	0	0
2015 Bengals	14	31	2.2	16	0
2016 Bengals	0	0	0.0	0	0
2017 Bengals	0	0	0.0	0	0
2018 Raiders	3	-2	-0.7	0	0
<b>TOTALS</b>	<b>17</b>	<b>29</b>	<b>1.7</b>	<b>16</b>	<b>0</b>

## AJ MCCARRON'S NFL POSTSEASON RUSHING STATISTICS

DATE TEAM	NO.	YDS.	AVG.	LG	TD
2014 Bengals	0	0	0.0	0	0
2015 Bengals	5	9	1.8	6	0
<b>TOTALS</b>	<b>5</b>	<b>9</b>	<b>1.8</b>	<b>6</b>	<b>0</b>

## AJ MCCARRON'S NFL REGULAR SEASON PASSING/RUSHING STATISTICS

DATE TEAM	GP	GS	PASSING											RUSHING				
			ATT.	CMP.	PCT.	YDS	AVG.	TD	INT.	LG	SK	LST	RATE	NO.	YDS.	AVG.	LG	TD
2014 Bengals	0	0	0	0	0.0	0	0.0	0	0	0	0	0	0.0	0	0	0.0	0	0
2015 Bengals	7	3	119	79	66.4	854	7.2	6	2	66t	12	63	97.1	14	31	2.2	16	0
2016 Bengals	1	0	0	0	0.0	0	0.0	0	0	0	0	0	0.0	0	0	0.0	0	0
2017 Bengals	3	0	14	7	50.0	66	4.7	0	0	27	1	9	63.4	0	0	0.0	0	0
2018 Raiders	2	0	3	1	33.3	8	2.7	0	0	8	1	7	42.4	3	-2	-0.7	0	0
<b>TOTALS</b>	<b>13</b>	<b>3</b>	<b>136</b>	<b>87</b>	<b>64.0</b>	<b>928</b>	<b>6.8</b>	<b>6</b>	<b>2</b>	<b>66t</b>	<b>14</b>	<b>79</b>	<b>92.4</b>	<b>17</b>	<b>29</b>	<b>1.7</b>	<b>16</b>	<b>0</b>

## AJ MCCARRON'S NFL POSTSEASON PASSING/RUSHING STATISTICS

DATE TEAM	GP	GS	PASSING											RUSHING				
			ATT.	CMP.	PCT.	YDS	AVG.	TD	INT.	LG	SK	LST	RATE	NO.	YDS.	AVG.	LG	TD
2014 Bengals	0	0	0	0	0.0	0	0.0	0	0	0	0	0	0.0	0	0	0.0	0	0
2015 Bengals	1	1	41	23	56.1	212	5.2	1	1	25t	3	24	68.3	5	9	1.8	6	0
<b>TOTALS</b>	<b>1</b>	<b>1</b>	<b>41</b>	<b>23</b>	<b>56.1</b>	<b>212</b>	<b>5.2</b>	<b>1</b>	<b>1</b>	<b>25t</b>	<b>3</b>	<b>24</b>	<b>68.3</b>	<b>5</b>	<b>9</b>	<b>1.8</b>	<b>6</b>	<b>0</b>

# VETERAN BIOS

## SINGLE-GAME HIGHS: QUARTERBACK

<b>Pass Attempts</b>	35 at Denver Broncos, Dec 28, 2015	<b>Completion Percentage</b>	71.4 at San Francisco 49ers, Dec 20, 2015
<b>Pass Completions</b>	22 at Denver Broncos, Dec 28, 2015 ...1 more at 22.	<b>Passer Rating</b>	115.6 at San Francisco 49ers, Dec 20, 2015
<b>Yards Passing</b>	280 vs. Pittsburgh Steelers, Dec 13, 2015	<b>Rush Attempts</b>	4 at Denver Broncos, Dec 28, 2015
<b>TD Passes</b>	2 vs. Baltimore Ravens, Jan 03, 2016 ...1 more at 2.	<b>Rushing Yards</b>	21 at Denver Broncos, Dec 28, 2015
<b>Long Passes</b>	66t vs. Pittsburgh Steelers, Dec 13, 2015	<b>Longest Runs</b>	16 at Denver Broncos, Dec 28, 2015

## SINGLE-GAME HIGHS - POSTSEASON: QUARTERBACK

<b>Pass Attempts</b>	41 vs. Pittsburgh Steelers, Jan 09, 2016	<b>Completion Percentage</b>	56.1 vs. Pittsburgh Steelers, Jan 09, 2016
<b>Pass Completions</b>	23 vs. Pittsburgh Steelers, Jan 09, 2016	<b>Passer Rating</b>	68.3 vs. Pittsburgh Steelers, Jan 09, 2016
<b>Yards Passing</b>	212 vs. Pittsburgh Steelers, Jan 09, 2016	<b>Rush Attempts</b>	5 vs. Pittsburgh Steelers, Jan 09, 2016
<b>TD Passes</b>	1 vs. Pittsburgh Steelers, Jan 09, 2016	<b>Rushing Yards</b>	9 vs. Pittsburgh Steelers, Jan 09, 2016
<b>Long Passes</b>	25t vs. Pittsburgh Steelers, Jan 09, 2016	<b>Longest Runs</b>	6 vs. Pittsburgh Steelers, Jan 09, 2016

## 2018 GAME-BY-GAME REGULAR SEASON STATISTICS (RAIDERS)

W	DATE	OPPONENT	P/S	PASSING										RUSHING				TD	W/L	SCORE
				ATT	CMP	YDS	PCT	Y/A	Y/C	TD	INT	LG	SK/YD	RATE	ATT	YDS	LG			
01	09/10	Rams																	L	13-33
02	09/16	at Broncos																	L	19-20
03	09/23	at Dolphins																	L	20-28
04	09/30	Browns																	W	45-42+
05	10/07	at Chargers																	L	10-26
06	10/14	Seahawks																	L	3-27
08	10/28	Colts																	L	28-42
09	11/01	at 49ers	P	3	1	8	33.3	2.7	8.0	0	0	8	1/7	42.4	1	0	0	0	L	3-34
10	11/11	Chargers																	L	6-20
11	11/18	at Cardinals																	W	23-21
12	11/25	at Ravens	P	0	0	0	0.0	0.0	0.0	0	0	0	0/0	0.0	2	-2	-1	0	L	17-34
13	12/02	Chiefs																	L	33-40
14	12/09	Steelers																	W	24-21
15	12/16	at Bengals																	L	16-30
16	12/24	Broncos																	W	27-14
17	12/30	at Chiefs																	L	3-35
<b>2018 TOTALS</b>				<b>2-0</b>	<b>3</b>	<b>1</b>	<b>8</b>	<b>33.3</b>	<b>2.7</b>	<b>8.0</b>	<b>0</b>	<b>0</b>	<b>8</b>	<b>1/7</b>	<b>42.4</b>	<b>3</b>	<b>-2</b>	<b>0</b>	<b>0</b>	<b>4-12</b>

+ - Overtime



# BENARDRICK MCKINNEY

INSIDE LINEBACKER

6-4 | 257 | MISSISSIPPI STATE

HOMETOWN: TUNICA, MISS. | AGE: 26

5TH NFL SEASON | 5TH WITH TEXANS | ACQUIRED: 02-'15

2018 GP/GS (POST): 16/16 (1/1) | CAREER GP/GS (POST): 62/59 (4/4)

TEAMS: HOU '15-18



55

**TRANSACTIONS:** Selected by the Houston Texans with the 11th pick in the second round (43rd overall) of the 2015 NFL Draft...Signed a contract extension with the Texans on June 14, 2018.

## HONORS:

- Pro Bowl selection (2018)
- Associated Press Second-Team All-Pro (2016)

## 2018 (Houston 16/16; 1/1):

- Finished tied for the team lead with 105 total tackles (63 solo), 1.5 sacks, a career-high seven passes defended, five tackles for loss, five quarterback hits and one forced fumble
- Recorded seven total tackles (five solo) at New England (9/9)
- Tallied five total tackles (one solo) at Tennessee (9/16)
- Notched seven total tackles (three solo) and one tackle for loss vs. the N.Y. Giants (9/23). Passed Brooks Reed (25) for the ninth-most career tackles for loss in team history
- Registered five solo stops at Indianapolis (9/30)
- Finished tied for second on the team with eight total tackles (six solo), 0.5 sack, one tackle for loss and one quarterback hit vs. Dallas (10/7). Split a five-yard sack of Cowboys QB Dak Prescott with DE/OLB Jadeveon Clowney to force 4th down late in the third quarter
- Tallied 11 total tackles (six solo), 1.0 sack, two quarterback hits and one tackle for loss vs. Buffalo (10/14). Notched 11 total tackles and 1.0 sack in a game for the fourth time in his career, which passes DeMeco Ryans and Jamie Sharper (three) for the most games with at least 11 total tackles and 1.0 sack in franchise history
- Finished with seven total tackles (six solo) and one quarterback hit at Jacksonville (10/21)
- Notched seven total tackles (six solo) and a career-high two passes defended vs. Miami (10/25)
- Tallied seven total tackles (four solo) at Denver (11/4)
- Finished with five total tackles (four solo) and one forced fumble at Washington (11/18)
- Recorded a team-high 10 total tackles (six solo) and one tackle for loss vs. Tennessee (11/26)
- Registered four total tackles (two solo) vs. Cleveland (12/2)
- Finished with three total tackles (two solo) and one quarterback hit vs. Indianapolis (12/9)
- Tallied a team-high nine total tackles (three solo), one tackle for loss and matched a career high with two passes defended at the N.Y. Jets (12/15)
- Notched four total tackles (two solo), one interception and two passes defended at Philadelphia (12/23). Intercepted Eagles QB

Nick Foles for his first-career interception

- Finished tied for second on the team with five total tackles (three solo) and had one pass defended vs. Jacksonville (12/30)
- Recorded a team-high nine total tackles (five solo) in the Wild Card Round vs. Indianapolis (1/5)

## 2017 (Houston 16/16):

- Compiled a team-leading 95 total tackles (62 solo) along with 3.0 sacks, eight quarterback hits, a single-season career-high 10 tackles for loss, one forced fumble and one pass defended while starting all 16 games
- Finished sixth in the league in total tackles among all players with 3.0-or-more sacks in 2017
- Registered a team-high 11 combined tackles in the season opener vs. Jacksonville (9/10)
- Recorded career highs with 2.0 sacks and three tackles for loss while adding six total tackles at Cincinnati (9/14)
- Made five total tackles with one quarterback hit at New England (9/24)
- Started and made six total tackles and two tackles for loss vs. Kansas City (10/8)
- Made a game-high seven solo tackles and finished with a team-high eight total tackles vs. Cleveland (10/15)
- Produced three total tackles, one quarterback hit and notched his first pass defended of the season at the Los Angeles Rams (11/12)
- Finished with a team-high nine total tackles vs. Arizona (11/19)
- Notched five total tackles on the day to pass C.C. Brown (251) for the 11th-most tackles in team history and produced his ninth tackle for loss on the season to establish a career high at Baltimore (11/27)
- Tallied seven total tackles, one tackle for loss and his third sack of the season at Tennessee (12/3)

## 2016 (Houston 16/16, 2/2):

- The only player in the NFL in 2016 and the second player in franchise history (Jamie Sharper in 2002) with at least 100 tackles and 5.0 sacks
- Finished 11th in the NFL in total tackles with 129
- Became the seventh player in franchise history to record a 100-tackle season
- Passed DeMeco Ryans (127 in 2007) for the eighth-most total tackles in a single season in Texans history
- Led the team in tackles and ranked third in sacks
- Set single-season career highs in tackles (129), quarterback hits (11), sacks (5.0), passes defended (two) and forced fumbles



(one)

- His 69 total tackles through Week 7 were the most through the first seven games of a season in franchise history
- Led the team in total tackles in Weeks 2-7 and 11
- Tied for second on the team with five total tackles (two solo) and added a career-high two quarterback hits in the season opener vs. Chicago (9/11)
- Led the team with a season-high eight tackles to go along with 1.0 sack vs. Kansas City (9/18)
- Posted a single-game career-high 16 total tackles at New England (9/22) in Week 3, which marked the highest single-game total by a Texan since ILB Brian Cushing (17) in 2014
- Also notched 1.0 sack at New England (9/22), giving him a new single-season career high
- Led the team in total tackles for the third straight week with nine total (six solo) and forced a fumble vs. Tennessee (10/2) in Week 4
- Led the team with 10 tackles (five solo), marking his second 10-tackle game of the year, at Minnesota (10/9) in Week 5
- Collected a team-high 12 total tackles (seven solo), 1.0 sack and two quarterback hits vs. Indianapolis (10/16) in Week 6
- Finished second on the team with nine tackles (seven solo) at Denver (10/24) in Week 7
- Tied for the team lead with seven total tackles (six solo) and recorded two tackles for loss at Jacksonville (11/13) in Week 10
- Posted a team-high eight tackles (all solo) and notched one tackle for loss at Oakland (11/21) in Week 11
- Notched his fourth 10-tackle game of the season with 12 total tackles (eight solo) to go along with 1.0 sack and two quarterback hits vs. San Diego (11/27) in Week 12
- Tied for the team lead with eight total tackles (five solo), adding one pass defended and one quarterback hit, at Indianapolis (12/11) in Week 14
- Led the team with seven total tackles (four solo), to go along with 1.0 sack of Jaguars QB Blake Bortles and two quarterback hits vs. Jacksonville (12/18) in Week 15
- Tied for second on the team with seven total tackles, including five solo stops, vs. Cincinnati (12/24) in Week 16
- Made seven total tackles (three solo) vs. Oakland (1/7/17) in the AFC Wild Card round
- Posted the first two postseason passes defended of his career at New England (1/14/17) in the AFC Divisional round

## 2015 (Houston 14/11, 1/1):

- Made one special teams tackle in his NFL debut vs. Kansas City (9/13)
- Tallied the first two tackles, including one for loss, of his career at Carolina (9/20)
- Made his first NFL start vs. Tampa Bay (9/27). Recorded two tackles (one solo) and one special teams tackle (9/27)
- Finished second on the team with seven total tackles (six solo) vs. Indianapolis (10/8)
- Inactive in Weeks 7-8
- Led the team with nine total tackles (six solo), including one for loss at Cincinnati
- Tied for third on the team with eight total tackles, including four solo stops, vs. New England (12/13)

- His tackle total was his second-highest single-game output of the season (12/13)
- Tied for the team lead with seven total tackles (three solo), including two for loss and 1.0 sack at Indianapolis (12/20)
- Picked up his first career sack when he brought down Colts QB Matt Hasselbeck for an 11-yard loss in the third quarter at Indianapolis (12/20). The sack pinned the Colts at their own one-yard line and forced a punt
- Finished second on the team with nine total tackles, including four solo stops in Wild Card Game vs. Kansas City (1/9/16)
- Posted the second-most tackles by a rookie in a Texans postseason game (1/9/16)

## COLLEGE:

- Played three seasons (2012-14) at Mississippi State University in Starkville, Miss. after redshirting the 2011 campaign
- One of the all-time great linebackers in school history, becoming the program's first first-team All-America linebacker since 1999
- Mississippi State's top tackler in his final two seasons
- Played in 39 games with 36 starts in three seasons with the Bulldogs
- Recorded 244 total tackles, 19.5 tackles for loss, 7.5 sacks, seven passes defended and six fumble recoveries
- First-team All-America honors in 2014 from the Football Writers Association, ESPN, Phil Steele and Sports Illustrated
- Started all 13 games at middle linebacker and for the second straight year in 2014, was the Bulldogs' top tackler recording 71 with eight tackles for loss, 3.0 sacks, four passes defended, three fumble recoveries and one forced fumble
- Named to College Football News' All-Sophomore squad in 2013 when he racked up a team-best 71 total tackles, which ranked fourth among all sophomores in the SEC, and tied for the team lead in tackles for loss with 7.0 and sacks with 3.5
- Named a First-Team Freshman All-American by CBSSports.com, FoxSportsNext, Phil Steele and CollegeFootballNews.com in 2012
- Led all SEC freshmen and tied for second among freshman in the FBS with 102 total tackles in 2012, which also ranked sixth overall in the SEC, while playing in all 13 games (10 starts)
- Earned All-SEC Freshman honors by the SEC coaches and ESPN.com in 2012 when he totaled 4.5 tackles for loss, a sack, four pass breakups and a fumble recovery
- Sat out his first season as a redshirt freshman in 2011

## PERSONAL:

- Attended Rosa Fort High School in Tunica, Miss.
- A top defensive prospect in the state of Mississippi and was the first Rosa Fort player to sign with an SEC program since 2001
- Led the RFHS Lions to a 3-3 finish in Region 2 play and a first-round playoff appearance in the Class 4A state playoffs
- Selected by the state's high school coaches to the North/South All-Star Game as a linebacker
- Started at quarterback for Rosa Fort during senior season and accounted for 2,036 total yards of offense and 22 touchdowns with 1,334 passing and 702 yards on the ground
- Credited with 66 total tackles from linebacker spot
- Threw for 530 yards with five touchdowns as a junior
- Started for the Rosa Fort basketball team

# VETERAN BIOS

## BENARDRICK MCKINNEY'S NFL REGULAR SEASON DEFENSIVE STATISTICS

		TACKLES								INTERCEPTIONS					FUMBLES					ST				MISC		
DATE	TEAM	GP	GS	TK	S	A	TFL	YDS	SK	YDS	QBH	NO	YDS	LG	TD	PD	FF	FR	YDS	TK	S	A	FF	FR	S	A
2015	Texans	14	11	58	35	23	7	22	1.0	11.0	2	0	0	0	0	0	0	0	0	5	2	3	0	0	0	0
2016	Texans	16	16	129	79	50	8	34	5.0	31.0	11	0	0	0	0	2	1	0	0	0	0	0	0	0	0	0
2017	Texans	16	16	95	62	33	10	26	3.0	8.0	8	0	0	0	0	1	1	0	0	0	0	0	0	0	0	0
2018	Texans	16	16	105	63	42	5	18	1.5	7.5	5	1	0	0	0	7	1	0	0	0	0	0	0	0	0	0
NFL TOTALS		62	59	387	239	148	30	100	10.5	57.5	26	1	0	0	0	10	3	0	0	5	2	3	0	0	0	0

## BENARDRICK MCKINNEY'S NFL POSTSEASON DEFENSIVE STATISTICS

		TACKLES										INTERCEPTIONS					FUMBLES					ST				MISC			
DATE	TEAM	GP	GS	TK	S	A	TFL	YDS	SK	YDS	QBH	NO	YDS	LG	TD	PD	FF	FR	YDS	TK	S	A	FF	FR	S	A			
2015	Texans	1	1	9	4	5	0	0	0.0	0.0	0	0	0	0	0	0	0	0	0	0	0	0	0	0	0	0			
2016	Texans	2	2	12	6	6	0	0	0.0	0.0	0	0	0	0	0	2	0	0	0	0	0	0	0	0	0	0			
2018	Texans	1	1	9	5	4	0	0	0.0	0.0	0	0	0	0	0	0	0	0	0	0	0	0	0	0	0	0			
NFL TOTALS		4	4	30	15	15	0	0	0.0	0.0	0	0	0	0	0	2	0	0	0	0	0	0	0	0	0	0			

### SINGLE-GAME HIGHS: DEFENSIVE

**Total Tackles** 16 at New England Patriots, Sep 22, 2016

**Sacks** 2.0 at Cincinnati Bengals, Sep 14, 2017

**Passes Defensed** 2 at Philadelphia Eagles, Dec 23, 2018  
...2 more at 2.

**Forced Fumbles** 1 at Washington Redskins, Nov 18, 2018  
...2 more at 1.

**Tackles For Loss**

**Interceptions**

**Special Teams Tackles**

3 at Cincinnati Bengals, Sep 14, 2017

1 at Philadelphia Eagles, Dec 23, 2018

2 vs. New England Patriots, Dec 13, 2015  
...1 more at 2.

### SINGLE-GAME HIGHS - POSTSEASON: DEFENSIVE

**Total Tackles** 9 vs. Indianapolis Colts, Jan 05, 2019  
...1 more at 9.

**Passes Defensed** 2 at New England Patriots, Jan 14, 2017

## 2018 GAME-BY-GAME REGULAR SEASON STATISTICS (TEXANS)

2018 DATE BY DATE REGULAR SEASON STATISTICS (LEAGUE)																														
				TACKLES								INTERCEPTIONS					FUMBLES				ST					MISC				
W	DATE	OPPONENT		TK	S	A	SK	YDS	TFL	YDS	QBH	NO	YDS	LG	TD	PD	FF	FR	YDS	TK	S	A	FF	FR	S	A	W/L	SCORE		
01	09/09	at Patriots	S	7	5	2	0.0	0.0	0	0	0	0	0	0	0	0	0	0	0	0	0	0	0	0	0	0	0	L	20-27	
02	09/16	at Titans	S	6	1	5	0.0	0.0	0	0	0	0	0	0	0	0	0	0	0	0	0	0	0	0	0	0	L	17-20		
03	09/23	Giants	S	7	3	4	0.0	0.0	1	2	0	0	0	0	0	0	0	0	0	0	0	0	0	0	0	0	L	22-27		
04	09/30	at Colts	S	5	5	0	0.0	0.0	0	0	0	0	0	0	0	0	0	0	0	0	0	0	0	0	0	0	W	37-34+		
05	10/07	Cowboys	S	8	7	1	0.5	2.5	1	1	1	0	0	0	0	0	0	0	0	0	0	0	0	0	0	0	W	19-16+		
06	10/14	Bills	S	11	6	5	1.0	5.0	1	5	2	0	0	0	0	0	0	0	0	0	0	0	0	0	0	0	W	20-13		
07	10/21	at Jaguars	S	7	6	1	0.0	0.0	0	0	1	0	0	0	0	0	0	0	0	0	0	0	0	0	0	0	W	20-7		
08	10/25	Dolphins	S	7	6	1	0.0	0.0	0	0	0	0	0	0	0	2	0	0	0	0	0	0	0	0	0	0	W	42-23		
09	11/04	at Broncos	S	7	4	3	0.0	0.0	0	0	0	0	0	0	0	0	0	0	0	0	0	0	0	0	0	0	W	19-17		
11	11/18	at Redskins	S	5	2	3	0.0	0.0	0	0	0	0	0	0	0	0	0	1	0	0	0	0	0	0	0	0	W	23-21		
12	11/26	Titans	S	10	6	4	0.0	0.0	1	8	0	0	0	0	0	0	0	0	0	0	0	0	0	0	0	0	W	34-17		
13	12/02	Browns	S	4	2	2	0.0	0.0	0	0	0	0	0	0	0	0	0	0	0	0	0	0	0	0	0	0	W	29-13		
14	12/09	Colts	S	3	2	1	0.0	0.0	0	0	1	0	0	0	0	0	0	0	0	0	0	0	0	0	0	0	L	21-24		
15	12/15	at Jets	S	9	3	6	0.0	0.0	1	2	0	0	0	0	0	0	2	0	0	0	0	0	0	0	0	0	W	29-22		
16	12/23	at Eagles	S	4	2	2	0.0	0.0	0	0	0	1	0	0	0	0	2	0	0	0	0	0	0	0	0	0	L	30-32		
17	12/30	Jaguars	S	5	3	2	0.0	0.0	0	0	0	0	0	0	0	0	1	0	0	0	0	0	0	0	0	0	W	20-3		
2018 TOTALS				16-16	105	63	42	1.5	7.5	5	18	5	1	0	0	0	7	1	0	0	0	0	0	0	0	0	0	11-5		

+ - Overtime

# VETERAN BIOS

## 2018 GAME-BY-GAME POSTSEASON STATISTICS (TEXANS)

				TACKLES							INTERCEPTIONS					FUMBLES			ST					MISC				
W	DATE	OPPONENT		TK	S	A	SK	YDS	TFL	YDS	QBH	NO	YDS	LG	TD	PD	FF	FR	YDS	TK	S	A	FF	FR	S	A	W/L	SCORE
01	01/05	Colts	S	9	5	4	0.0	0.0	0	0	0	0	0	0	0	0	0	0	0	0	0	0	0	0	0	0	L	7-21
2018 TOTALS			1-1	9	5	4	0.0	0.0	0	0	0	0	0	0	0	0	0	0	0	0	0	0	0	0	0	0	0-1	



# WHITNEY MERCILUS

OUTSIDE LINEBACKER

6-4 | 258 | ILLINOIS

HOMETOWN: AKRON, OHIO | AGE: 28

8TH NFL SEASON | 8TH WITH TEXANS | ACQUIRED: D1-'12

2018 GP/GS (POST): 16/9 (1/0) | CAREER GP/GS (POST): 99/72 (6/3)

TEAMS: HOU '12-'18



59

**TRANSACTIONS:** Selected by the Houston Texans in the first round (26th overall) of the 2012 NFL Draft...Re-signed with the Texans on May 5, 2015.

## HONORS:

- Associated Press Second-Team All-Pro (2016)
- AFC Defensive Player of the Month (December 2015)
- AFC Defensive Player of the Week (Week 1, 2016)

## CAREER:

- Ranks third in franchise history with 42.5 sacks
- The franchise postseason sack leader with 6.0
- Became the first player in franchise history and the fifth player in the NFL since 1982 to post two games with 3.5-or-more sacks in a season in 2015
- Tied DE Mario Williams (12.0 in 2008) for the fifth-most sacks in a season in franchise history in 2015
- Has 10 career games with 2.0-or-more sacks
- Tied the franchise rookie record for sacks with 6.0 in 2012
- Has appeared in four career playoff games, totaling 16 total tackles (10 solo), 5.0 sacks and one special teams tackle
- Joined Kevin Greene, Terrell Suggs and Von Miller as the only players since 1982 with 5.0 sacks over two playoff games
- Became the first player in franchise history to record multiple sacks in two straight postseason contests, dating back to 2016's AFC Wild Card matchup against Kansas City (1/9/16)
- Tied with OLB Brooks Reed and DE J.J. Watt (5.0) for the most career sacks in Texans postseason history and is one tackle for loss shy of Watt's franchise-record seven
- Recorded the most sacks (3.0) in a postseason game in Texans history, while tying for the fourth-most by any NFL player in a playoff contest, vs. Kansas City (1/9/16)

## 2018 (Houston 16/9; 1/0):

- Amassed two total tackles at New England (9/9)
- Registered three total tackles (two solo) at Tennessee (9/16)
- Tallied three total tackles (one solo) vs. the N.Y. Giants (9/23)
- Recorded one solo stop, one tackle for loss and three quarterback hits at Indianapolis (9/30)
- Contributed on defense and special teams vs. Dallas (10/7)
- Notched four total tackles and one quarterback hit vs. Buffalo (10/14)
- Finished with four solo tackles, 1.0 sack, two forced fumbles, one quarterback hit and one tackle for loss at Jacksonville (10/21). Set a single-game career-high for forced fumbles and tied Brian Cushing (nine) for the third-most career forced fumbles in franchise history

- Tallied one total tackle and one quarterback hit vs. Miami (10/25)
- Registered two total tackles (two solo), one tackle for loss and one quarterback hit at Denver (11/4)
- Finished with three total tackles (two solo), 1.0 sack, one quarterback hit and one tackle for loss at Washington (11/18). Joined J.J. Watt and Mario Williams as the only players in franchise history to record at least 40.0 career sacks
- Tallied five total tackles (three solo), 1.5 sacks, two quarterback hits and one tackle for loss vs. Tennessee (11/26). Registered his first multi-sack game since Week 16 of the 2016 season vs. Cincinnati
- Registered two total tackles (one solo) vs. Cleveland
- Recorded three total tackles (two solo) vs. Indianapolis (12/9)
- Tallied three total tackles (two solo) and two quarterback hits at the N.Y. Jets (12/15)
- Notched two solo tackles at Philadelphia (12/23)
- Finished with two total tackles (one solo), 0.5 sack and one quarterback hit vs. Jacksonville (12/30)
- Recorded one total tackle in the Wild Card Round vs. Indianapolis (1/5)

## 2017 (Houston 5/5):

- Tallied 10 total tackles (nine solo), 1.0 sack, one tackle for loss, one forced fumble and one quarterback hit in five games
- Recorded five tackles and one tackle for loss in the season opener vs. Jacksonville (9/10)
- Finished with six tackles, his first sack of the season and forced one fumble that was returned for a touchdown at New England (9/24)
- Placed on the Reserve/Injured list on Oct. 11

## 2016 (Houston 15/15, 2/2):

- Tied for the league lead with four fumble recoveries and led the team with 7.5 sacks
- Tied for 14th in the NFL with 13 tackles for loss
- Totaled four total tackles (two solo), 2.0 sacks and one forced fumble in the season opener vs. Chicago (9/11)
- His strip-sack of Bears QB Jay Cutler gave him 2.0 sacks for the game and his third straight multiple-sack game (including postseason) dating back to Week 17 of the 2015 season, vs. Chicago (9/11)
- Finished with three total tackles (one solo), a quarterback hit and notched a fumble recovery after a strip-sack by OLB John Simon on Chiefs QB Alex Smith vs. Kansas City (9/18)
- Finished second on the team and set a season high with seven total tackles (five solo), one tackle for loss and one quarterback



hit vs. Tennessee (10/2) in Week 4

- Recorded three total tackles, 1.5 sacks and set a single-game career high with five quarterback hits at Minnesota (10/9) in Week 5
- Split a sack with DE Antonio Smith on QB Sam Bradford in the first quarter and added a full sack one quarter later, also on third down, at Minnesota (10/9)
- Notched six total tackles (four solo), 1.0 sack and two tackles for loss vs. Indianapolis (10/16)
- Tied a single-season career high (two in 2015) with his second fumble recovery of the year and fifth of his career, at Jacksonville (11/13) in Week 10
- Logged four total tackles (all solo), including a season-high three for loss, and two quarterback hits vs. San Diego (11/27) in Week 12
- Sacked Packers QB Aaron Rodgers, posted three tackles for loss and set a career high with his third fumble recovery of the season at Green Bay (12/4) in Week 13
- Posted three solo tackles, four quarterback hits, one pass defended and one fumble recovery at Indianapolis (12/11) in Week 14
- Matched his season high with 2.0 sacks of Bengals QB Andy Dalton, giving him his 10th career game with 2.0-or-more sacks, vs. Cincinnati (12/24) in Week 16
- Tied for second on the team with seven tackles (five solo), and recorded three tackles for loss and 2.0 sacks vs. Oakland (1/7/17) in the AFC Wild Card round
- Finished with four total tackles, three quarterback hits, one pass defended and 1.0 sack, giving him a franchise-best 6.0 for his postseason career, at New England (1/14/17) in the AFC Divisional round

## 2015 (Houston 16/10, 1/1):

- Finished the year with 50 total tackles (32 solo), 12.0 sacks, 16 quarterback hits, 14 tackles for loss, two passes defended, two fumble recoveries and one forced fumble. His sack and tackles for loss totals set single-season career highs, while he tied his personal-best for total tackles
- Tied Mario Williams (12.0 in 2008) for the fifth-most sacks in a season in franchise history
- Named AFC Defensive Player of the Month for December
- Had two total tackles (one solo), one tackle for loss and one fumble recovery vs. Tampa Bay
- Registered his first 2.0 sacks of the season at Jacksonville (10/18)
- Posted a career-high 3.5 sacks vs. Tennessee (11/1), which is tied for the second-most in a game in Texans history (LB Connor Barwin, 4.0 at Jacksonville, 11/27/11, and DE Mario Williams, 3.5 vs. Denver, 12/13/07)
- Tied for second on the team with seven total tackles (six solo), while adding four tackles for loss and four quarterback hits vs. Tennessee (11/1)
- Finished with five tackles, including three for loss, and a sack at Cincinnati (11/16)
- Registered four total tackles (three solo) and one pass defended at Buffalo (12/6), his second of the year and first since Week 1 against Kansas City (9/13)
- Set a single-season career-high in sacks (7.5) after he brought down Patriots QB Tom Brady for a nine-yard loss in the fourth quarter vs. New England (12/13)
- Finished the game with five total tackles (three solo) and 1.0 sack vs. New England (12/13)

- Sacked Colts QB Charlie Whitehurst in the fourth quarter at Indianapolis (12/20)
- Tallied five total tackles (three solo), 3.5 sacks, three quarterback hits, two tackles for loss, one forced fumble and one fumble recovery vs. Jacksonville (1/3/16)
- Became the first player in franchise history and the fifth player in the NFL since 1982 to post two games with 3.5-or-more sacks in a season
- Recorded the most sacks (3.0) in a postseason game in Texans history, while tying for the fourth-most by any NFL player, in a playoff contest vs. Kansas City (1/9/16)
- Finished with eight total tackles (five solo), 3.0 sacks for a loss of 17 yards and four quarterback hits in Wild Card Game vs. Kansas City (1/9/16)

## 2014 (Houston 15/13):

- Started 13-of-15 games and registered 50 total tackles, 5.0 sacks, 11 quarterback hits, nine tackles for loss and two forced fumbles
- Started and recorded a tackle at Oakland (9/14) in Week 2
- Made five total tackles at N.Y. Giants (9/21) in Week 3
- Recorded two quarterback hits and made two tackles vs. Buffalo (9/28) in Week 4
- Made five total tackles and added a tackle for loss and quarterback hit at Dallas (10/5) in Week 5
- Recorded six total tackles, two tackles for loss and a quarterback hit vs. Indianapolis (10/9) in Week 6
- Recorded the fourth multi-sack game of his career at Pittsburgh (10/20). Strip-sacked Ben Roethlisberger in the first quarter and finished the game with five total tackles, two tackles for loss, one quarterback hit and one pass defended
- Had a multi-sack game for the fifth time in his career and second time this season vs. Philadelphia (11/2) in Week 9. Tied for the team lead with a career-high nine total tackles. Set a season high with three quarterback hits and tied a season high with two tackles for loss
- Made five total tackles vs. Cincinnati (11/23) in Week 12
- Had three total tackles and a tackle for loss vs. Tennessee (11/30) in Week 13
- Inactive in Week 15
- Had three total tackles and forced his second fumble of the season vs. Baltimore (12/21) in Week 16
- Sacked Jaguars QB Blake Bortles for three yards vs. Jacksonville (12/28) in Week 17. Finished with three total tackles, one tackle for loss and one quarterback hit

## 2013 (Houston 16/16):

- Started all 16 games at WILL linebacker and recorded 65 total tackles, 7.0 sacks, 18 quarterback hits and six tackles for loss
- Recorded seven total tackles (five solo) and 1.0 sack for a loss of six yards at San Diego (9/9)
- Amassed eight total tackles (four solo) and 2.5 sacks vs. Seattle (9/29)
- Recorded six total tackles (three solo) and 1.0 sack at San Francisco (10/6)
- Added another sack to go along with four solo tackles vs. Jacksonville (11/24)
- Recorded his seventh sack of the season vs. Denver (12/22)

## 2012 (Houston 16/4, 2/0):

- Tied the Texans rookie record for sacks in a season with 6.0
- Made his Texans and NFL debut at outside linebacker in the

## VETERAN BIOS

season opener vs. Miami (9/9)

- Registered his first career sack and forced a fumble when he dropped Ravens QB Joe Flacco for a two-yard loss in the first quarter vs. Baltimore (10/21)
- Recorded 2.0 sacks and collected his second career forced fumble vs. Buffalo (11/4)
- Made two total tackles (one solo) at Chicago (11/11)
- Collected a season-high four tackles at Detroit (11/22)
- Sacked Titans QB Jake Locker twice for a total loss of six yards and recovered a fumble at Tennessee (12/2)
- Sacked Patriots QB Tom Brady for a seven-yard loss in the third quarter at New England (12/10) to give him 6.0 sacks on the season, tying the franchise rookie sack record set by OLB Brooks Reed in 2011
- Made his postseason debut in the AFC Wild Card Playoff vs. Cincinnati (1/5/13)
- Made one tackle and one special teams tackle in AFC Divisional Playoff at New England (1/13/13)

### COLLEGE:

- Played three seasons (2009-11) at the University of Illinois in Champaign, Ill. after redshirting the 2008 campaign
- Started 15-of-37 games with the Illini, recording 81 total tackles (42 solo) with 18.0 sacks (119 yards), 28 tackles for loss (150 yards), 11 forced fumbles and two fumble recoveries
- Tied for eighth in NCAA FBS history with 11 forced fumbles, which also ranks fifth all-time in the Big Ten Conference and is second on the Illini all-time list (13 by Simeon Rice from 1992-95)
- Set a school and Big Ten single-season record with nine forced fumbles in 2011
- Third on the Illinois single-season tackle for loss chart with 22.5

in 2011

- Earned 2011 All-America and All-Big Ten Conference first-team honors from The NFL Draft Report as the scouting service named him the league's Player of the Year and National Defensive Lineman of the Year
- Mid-season All-America from Phil Steele's College Football and was selected National Defensive Lineman of the Week for his performance vs. Indiana (3.0 sacks) his senior season
- Led the nation in sacks per game (1.23) and fumbles forced per game (0.833) as a senior
- Recorded a career-high 57 total tackles (28 solo) with 16.0 sacks (105 yards) to tie the school season-record that was first set by Simeon Rice in 1994
- Played in all 13 games, starting two games at weak-side defensive end his junior season
- Recorded 16 total tackles (eight solo) with a 7-yard sack and three tackles for loss in 2010
- Recorded eight total tackles (four solo), two assisted sacks and 3.5 tackles for loss in 2009
- Redshirted as a freshman

### PERSONAL:

- Attended Garfield High School in Akron, Ohio
- Played defensive end and tight end and earned Northeast Ohio Inland All-Star team, Cleveland Plain-Dealer Defensive All-Star team and All-District honors after leading the Rams to a 7-3 record in 2007
- A Prep Star All-Region and All-Akron City League choice, he recorded 36 solo tackles with a pair of sacks, six stops behind the line of scrimmage and four fumble recoveries, advancing one 36 yards for a score

### WHITNEY MERCILUS' NFL REGULAR SEASON DEFENSIVE STATISTICS

				TACKLES							INTERCEPTIONS					FUMBLES					ST				MISC			
DATE	TEAM	GP	GS	TK	S	A	TFL	YDS	SK	YDS	QBH	NO	YDS	LG	TD	PD	FF	FR	YDS	TK	S	A	FF	FR	S	A		
2012	Texans	16	4	18	15	3	6	0	6.0	17.0	7	0	0	0	0	1	2	1	0	7	5	2	0	0	0	0		
2013	Texans	16	16	47	33	14	6	31	7.0	36.0	18	0	0	0	0	0	0	0	0	0	0	0	0	0	0	0		
2014	Texans	15	13	50	31	19	9	35	5.0	30.0	11	0	0	0	0	0	2	0	0	0	0	0	0	0	0	0		
2015	Texans	16	10	50	32	18	14	63	12.0	60.0	16	0	0	0	0	2	1	1	5	2	0	2	0	1	0	0		
2016	Texans	15	15	53	36	17	13	57	7.5	56.5	22	0	0	0	0	1	1	4	7	0	0	0	0	0	0	0		
2017	Texans	5	5	10	9	1	1	1	1.0	6.0	1	0	0	0	0	0	1	0	0	0	0	0	0	0	0	0		
2018	Texans	16	9	39	22	17	5	28	4.0	28.0	14	0	0	0	0	0	2	0	0	0	0	0	0	0	0	0		
NFL TOTALS		99	72	267	178	89	54	215	42.5	233.5	89	0	0	0	0	4	9	6	12	9	5	4	0	1	0	0		

### WHITNEY MERCILUS' NFL POSTSEASON DEFENSIVE STATISTICS

		TACKLES								INTERCEPTIONS					FUMBLES					ST				MISC			
DATE	TEAM	GP	GS	TK	S	A	TFL	YDS	SK	YDS	QBH	NO	YDS	LG	TD	PD	FF	FR	YDS	TK	S	A	FF	FR	S	A	
2012	Texans	2	0	1	0	1	0	0	0.0	0.0	0	0	0	0	0	0	0	0	0	0	1	1	0	0	0	0	0
2015	Texans	1	1	8	5	3	3	17	3.0	17.0	4	0	0	0	0	0	0	0	0	0	0	0	0	0	0	0	
2016	Texans	2	2	11	7	4	4	23	3.0	20.0	5	0	0	0	0	1	0	0	0	0	0	0	0	0	0	0	
2018	Texans	1	0	1	0	1	0	0	0.0	0.0	0	0	0	0	0	0	0	0	0	0	0	0	0	0	0	0	
NFL TOTALS		6	3	21	12	9	7	40	6.0	37.0	9	0	0	0	0	1	0	0	0	0	1	1	0	0	0	0	0

# VETERAN BIOS

## SINGLE-GAME HIGHS: DEFENSIVE

<b>Total Tackles</b>	9 vs. Philadelphia Eagles, Nov 02, 2014	<b>Fumble Recoveries</b>	1 at Indianapolis Colts, Dec 11, 2016
<b>Sacks</b>	3.5 vs. Jacksonville Jaguars, Jan 03, 2016 ...1 more at 3.5.	<b>Tackles For Loss</b>	4 vs. Tennessee Titans, Nov 01, 2015
<b>Passes Defensed</b>	1 at Indianapolis Colts, Dec 11, 2016 ...3 more at 1.	<b>Special Teams Tackles</b>	2 vs. Baltimore Ravens, Oct 21, 2012 ...1 more at 2.
<b>Forced Fumbles</b>	2 at Jacksonville Jaguars, Oct 21, 2018	<b>Special Teams Fumble Recoveries</b>	1 vs. Tampa Bay Buccaneers, Sep 27, 2015

## SINGLE-GAME HIGHS - POSTSEASON: DEFENSIVE

<b>Total Tackles</b>	8 vs. Kansas City Chiefs, Jan 09, 2016	<b>Tackles For Loss</b>	3 vs. Oakland Raiders, Jan 07, 2017
<b>Sacks</b>	3.0 vs. Kansas City Chiefs, Jan 09, 2016		...1 more at 3.
<b>Passes Defensed</b>	1 at New England Patriots, Jan 14, 2017	<b>Special Teams Tackles</b>	1 at New England Patriots, Jan 13, 2013

## 2018 GAME-BY-GAME REGULAR SEASON STATISTICS (TEXANS)

			TACKLES									INTERCEPTIONS					FUMBLES				ST					MISC			
W	DATE	OPPONENT	TK	S	A	SK	YDS	TFL	YDS	QBH	NO	YDS	LG	TD	PD	FF	FR	YDS	TK	S	A	FF	FR	S	A	W/L	SCORE		
01	09/09	at Patriots	S	2	0	2	0.0	0.0	0	0	0	0	0	0	0	0	0	0	0	0	0	0	0	0	0	L	20-27		
02	09/16	at Titans	S	3	2	1	0.0	0.0	0	0	0	0	0	0	0	0	0	0	0	0	0	0	0	0	0	L	17-20		
03	09/23	Giants	S	3	1	2	0.0	0.0	0	0	0	0	0	0	0	0	0	0	0	0	0	0	0	0	0	L	22-27		
04	09/30	at Colts	P	1	1	0	0.0	0.0	1	3	3	0	0	0	0	0	0	0	0	0	0	0	0	0	0	W	37-34+		
05	10/07	Cowboys	S	0	0	0	0.0	0.0	0	0	0	0	0	0	0	0	0	0	0	0	0	0	0	0	0	W	19-16+		
06	10/14	Bills	S	4	0	4	0.0	0.0	0	0	1	0	0	0	0	0	0	0	0	0	0	0	0	0	0	W	20-13		
07	10/21	at Jaguars	P	4	4	0	1.0	10.0	1	10	2	0	0	0	0	2	0	0	0	0	0	0	0	0	0	W	20-7		
08	10/25	Dolphins	P	1	0	1	0.0	0.0	0	0	1	0	0	0	0	0	0	0	0	0	0	0	0	0	0	W	42-23		
09	11/04	at Broncos	S	2	2	0	0.0	0.0	1	4	1	0	0	0	0	0	0	0	0	0	0	0	0	0	0	W	19-17		
11	11/18	at Redskins	P	3	2	1	1.0	2.0	1	2	1	0	0	0	0	0	0	0	0	0	0	0	0	0	0	W	23-21		
12	11/26	Titans	S	5	3	2	1.5	12.0	1	9	2	0	0	0	0	0	0	0	0	0	0	0	0	0	0	W	34-17		
13	12/02	Browns	S	2	1	1	0.0	0.0	0	0	0	0	0	0	0	0	0	0	0	0	0	0	0	0	0	W	29-13		
14	12/09	Colts	P	3	2	1	0.0	0.0	0	0	0	0	0	0	0	0	0	0	0	0	0	0	0	0	0	L	21-24		
15	12/15	at Jets	S	3	2	1	0.0	0.0	0	0	2	0	0	0	0	0	0	0	0	0	0	0	0	0	0	W	29-22		
16	12/23	at Eagles	P	1	1	0	0.0	0.0	0	0	0	0	0	0	0	0	0	0	0	0	0	0	0	0	0	L	30-32		
17	12/30	Jaguars	P	2	1	1	0.5	4.0	0	0	1	0	0	0	0	0	0	0	0	0	0	0	0	0	0	W	20-3		
2018 TOTALS			16-9	39	22	17	4.0	28.0	5	28	14	0	0	0	0	2	0	0	0	0	0	0	0	0	0	11-5			

+ - Overtime

## 2018 GAME-BY-GAME POSTSEASON STATISTICS (TEXANS)

			TACKLES								INTERCEPTIONS						FUMBLES			ST					MISC				
W	DATE	OPPONENT	TK	S	A	SK	YDS	TFL	YDS	QBH	NO	YDS	LG	TD	PD	FF	FR	YDS	TK	S	A	FF	FR	S	A	W/L	SCORE		
01	01/05	Colts	P	1	0	1	0.0	0.0	0	0	0	0	0	0	0	0	0	0	0	0	0	0	0	0	0	L	7-21		
2018 TOTALS			1-0	1	0	1	0.0	0.0	0	0	0	0	0	0	0	0	0	0	0	0	0	0	0	0	0	0-1			





# LAMAR MILLER

**RUNNING BACK**

**5-10 | 221 | MIAMI (FLA.)**

**HOMETOWN: MIAMI, FLA. | AGE: 28**

**8TH NFL SEASON | 4TH WITH TEXANS | ACQUIRED: UFA-'16 (MIA)**

**2018 GP/GS (POST): 14/14 (1/1) | CAREER GP/GS (POST): 105/89 (3/3)**

**TEAMS: MIA '12-15; HOU '16-18**



**26**

**TRANSACTIONS:** Selected by the Miami Dolphins with the second pick in the fourth round (97th overall) of the 2012 NFL Draft...Signed by the Houston Texans as an unrestricted free agent on March 10, 2016.

## CAREER:

- ✦ Ranks second in the NFL in rushing yards since 2014 with 4,905 yards, trailing only Bills RB LeSean McCoy
- ✦ In his first season with the Texans in 2016, became just the fourth player in franchise history to rush for 1,000 yards in a season and made his NFL postseason debut
- ✦ Became the fourth player in Texans history to score a rushing and receiving touchdown in the same game vs. Indianapolis (10/16/16)
- ✦ Played in 67 consecutive games from 2012-16 and started 56 consecutive games from 2013-16
- ✦ Had a 54-yard touchdown reception and an 85-yard touchdown run - both in the second quarter vs. Houston on (10/25/15), becoming the second player in NFL history with an 85-plus yard touchdown run and 50-plus yard touchdown catch in a single game (RB Chris Johnson) and the only player to accomplish the feat in a single quarter
- ✦ Has 13 career 100-yard rushing games

## 2018 (Houston 14/14; 1/1):

- ✦ Finished with 973 yards rushing on 210 carries (4.6 avg.) and recorded 25 receptions for 163 yards (6.5 avg.) and one touchdown in 14 games
- ✦ Selected to his first-career Pro Bowl
- ✦ Joined Steelers WR Antonio Brown as the only players to record at least 1,000 scrimmage yards and five total touchdowns in each of the last five seasons
- ✦ Rushed 20 times for 98 yards (4.9 avg.) and caught one pass for 11 yards (11.0 avg.) at New England (9/9). Passed Ben Tate (1,992) for the third-most career rushing yards in team history and eclipsed 2,000 yards rushing in his Texans career
- ✦ Registered 68 yards rushing on 14 carries (4.9 avg.) and caught two passes for two yards at Tennessee (9/16)
- ✦ Caught five passes for 41 yards (8.2 avg.) and one touchdown vs. the N.Y. Giants (9/23). Added 10 rushing yards on 10 carries (1.0 avg.)
- ✦ Tallied 49 yards rushing on 15 carries (3.3 avg.) at Indianapolis (9/30)
- ✦ Active, but did not play in Week 5 vs. Dallas (10/8)
- ✦ Rushed for a team-high 46 yards on 15 carries (3.1 avg.) and caught two passes for 25 yards (12.5 avg.) vs. Buffalo (10/14)
- ✦ Tallied 100 yards rushing on 22 carries (4.5 avg.) and one

touchdown at Jacksonville (10/21). Ran for 100 yards for the first time since Week 14 of the 2016 season at Indianapolis and passed David Carr (eight) for the seventh-most career rushing touchdowns in franchise history

- ✦ Ran for a game-high 133 yards and one touchdown on 18 carries (7.4 avg.) vs. Miami (10/25). Became the first Texans running back to rush for 100-or-more yards in back-to-back games since Arian Foster in Weeks 7-8 of the 2014 season
- ✦ Rushed 12 times for 21 yards (1.8 avg.) and caught two passes for 27 yards (13.5 avg.) at Denver (11/4)
- ✦ Recorded 86 yards on 20 carries (4.3 avg.) and caught three passes for 22 yards (7.3 avg.) at Washington (11/18)
- ✦ Rushed 12 times for 162 yards (13.5 avg.) and one touchdown vs. Tennessee (11/26), including a 97-yard touchdown run, which marks the longest run in franchise history and the longest run in the NFL since Lamar Miller in Week 17 of the 2014 season as a member of the Miami Dolphins. Joined Chris Johnson, Ahman Green and Bo Jackson as the only players to record multiple touchdown runs of at least 90 yards and became the first player in NFL history to record two touchdown runs of at least 95 yards
- ✦ Recorded 19 carries for 103 yards (5.4 avg.) and caught one pass for 12 yards (12.0 avg.) vs. Cleveland (12/2). Eclipsed the 100-yard mark for the fourth time in 2018, tying his career high for most games with at least 100 yards rushing in a season
- ✦ Ran for 33 yards on 14 carries (2.4 avg.) and caught five passes for 19 yards (3.8 avg.) vs. Indianapolis (12/9)
- ✦ Rushed three times for eight yards (2.7 avg.) before leaving the game due to injury at the N.Y. Jets (12/15)
- ✦ Inactive Week 16 at Philadelphia (12/23)
- ✦ Ran for 56 yards on 17 carries (3.3 avg.) and one touchdown vs. Jacksonville (12/30). Passed Steve Slaton (12) for the third-most career rushing touchdowns in franchise history
- ✦ Tallied five carries for 18 yards (3.6 avg.) in the Wild Card Round vs. Indianapolis (1/5)

## 2017 (Houston 16/13):

- ✦ Led the Texans in rushing with 888 yards on 238 carries (3.73 avg.) and had 327 receiving yards on 36 receptions (9.1 avg.) Also scored three rushing touchdowns and a single-season career-high three receiving touchdowns, making him the third player in franchise history to produce three rushing and three receiving touchdowns in a season
- ✦ Tied for the NFL lead with 14 games producing 55-or-more scrimmage yards
- ✦ One of eight players in the NFL with 880-or-more rushing yards and 320-or-more receiving yards
- ✦ Joined WR Antonio Brown, WR Julio Jones and RB Frank Gore



as the only players to gain 1,200-or-more yards from scrimmage in each of the last four seasons

- Led the team with 96 yards of total offense in the season opener vs. Jacksonville (9/10)
- Notched 61 rushing yards and 26 receiving yards to produce 85-or-more yards of offense for the second consecutive week at Cincinnati (9/14)
- Recorded 56 rushing yards and had 60-or-more yards of offense for the third consecutive game at New England (9/24)
- Turned a season-high 19 carries into a season-high 75 rushing yards and one touchdown vs. Tennessee (10/1). Miller also added four receptions for 56 yards and a touchdown to produce 131 yards of total offense
- Started his fifth-straight game and rushed for 74 yards on 15 carries vs. Kansas City (10/8)
- Rushed for 41 yards and added 40 receiving yards vs. Cleveland (10/15). Passed 1,000 career carries in the game
- Tallied 54 rushing yards, one rushing touchdown, 19 receiving yards and one receiving touchdown at Seattle (10/29). This marked Miller's second time this season producing a game with a rushing and receiving touchdown and he joins Arian Foster as the only player to do so three times as a Texan
- Totaled 57 rushing yards on 10 carries and caught three passes for 34 yards vs. Indianapolis (11/5). Extended his streak of 60-or-more scrimmage yards to every game this season and 10 consecutive
- Produced 74 yards of offense (60 rushing, 14 receiving) on 12 touches at the Los Angeles Rams (11/12)
- Finished with 61 rushing yards and four receptions for 22 yards and one touchdown vs. Arizona (11/19). Recorded 51 rushing yards and one touchdown on 17 carries while catching one pass for seven yards at Baltimore (11/27)
- Rushed for a team-high 53 yards and added two receptions for seven yards vs. San Francisco (12/10). Passed Alfred Blue (477) for the third-most rushing attempts in franchise history, passed Steve Slaton (1,832) for the fourth-most rushing yards in franchise history

## 2016 (Houston 14/14, 2/2):

- Finished 10th in the NFL in rushing yards (1,073), 19th in scrimmage yards (1,261) and 24th in first downs (61)
- Started his first game as a Texan and rushed for 106 yards on a career-high 28 attempts, averaging 3.8 yards per carry. Also caught four passes for 11 yards vs. Chicago (9/11)
- Finished with 83 rushing yards on 25 carries and 14 receiving yards on two receptions vs. Kansas City (9/18)
- Set career highs for rushing attempts in a quarter (10 in first quarter) and half (16 in first half), and totaled 21 carries for 80 yards at New England (9/22) in Week 3
- Rushed for 82 yards on 19 attempts (season-high 4.3 avg.) and caught three passes for 26 yards vs. Tennessee (10/2) in Week 4
- Rushed for a touchdown and a season-high 149 yards on 24 carries, averaging 6.2 yards per attempt. Also caught three passes for 29 yards and a touchdown vs. Indianapolis (10/16) in Week 6
- Recorded a rushing and receiving touchdown in the same game for the second time in his career and first since Week 7 of 2015, vs. Indianapolis (10/16) in Week 6
- Totaled 61 yards on 11 attempts (5.6 avg.), including a season-long 25-yard run, at Denver (10/24) in Week 7
- Rushed 17 times for 56 yards and a touchdown, while catching two passes for seven yards vs. Detroit (10/30) in Week 8

- Totaled 83 rushing yards on 15 carries (5.5 avg.), including a season-long 45-yard run, at Jacksonville (11/13) in Week 10
- Registered his third 100-yard performance of the season with 104 rushing yards on 24 attempts (4.3 avg.) and scored on a one-yard touchdown run in the third quarter at Oakland (11/21) in Week 11
- Surpassed his previous career high of 216 carries in a season (2014) at Green Bay (12/4)
- Posted 107 rushing yards on 21 attempts (5.1 avg.) and scored a touchdown at Indianapolis (12/11) in Week 14
- Rushed for 63 yards and the game-winning touchdown on 22 carries and added two receptions for 26 yards for a total of 89 scrimmage yards vs. Jacksonville (12/18) in Week 15
- Inactive for Week 16 vs. Cincinnati (12/24) with an injury
- In his first career postseason game, led the team with 73 rushing yards and a touchdown on 31 carries, which was the second-most carries in Texans postseason history, vs. Oakland (1/7/17) in the AFC Wild Card round
- Logged 89 scrimmage yards with 73 rushing yards and 16 receiving yards at New England (1/14/17) in the AFC Divisional round

## 2015 (Miami 16/16):

- Started all 16 games
- Recorded 194 carries for 872 yards (4.5 avg.) and eight touchdowns
- Added 47 receptions for 397 yards (8.4 avg.) and two receiving touchdowns
- Totaled 100 yards for the first time on the year with a 19-carry, 113-yard performance and a touchdown at Tennessee (10/18)
- Named FedEx Ground Player of the Week as he rushed for 175 yards on 14 carries (12.5 avg.) and one touchdown while catching three passes for 61 yards (20.3) and a 54-yard receiving touchdown in win vs. Houston (10/25)
- Scored twice and totaled 44 rushing yards on 12 carries (3.7 avg.) at Buffalo (11/8)
- Totaled 20 carries for 113 yards (5.7 avg.) in win vs. Baltimore (12/6)
- Rushed for 89 yards on 12 carries (7.4 avg.) and two scores vs. N.Y. Giants (12/14)

## 2014 (Miami 16/16):

- Led the Dolphins in with 216 carries for 1,099 yards (5.09 avg.) and eight touchdowns in 16 games
- Added 38 catches for 275 yards and one touchdown
- Led the Dolphins in rushing on 14 occasions during the season
- Became the first Dolphins player to eclipse the 1,000-yard rushing mark since RB Reggie Bush in 2011 and posted the eighth-highest single-season total in Miami history
- His 1,099 yards were 10th in the NFL and fifth in AFC
- His eight rushing touchdowns were tied for eighth in the NFL and tied for second in the AFC
- His 5.09 average per carry was fifth in the NFL and second in the AFC overall and second in the NFL and AFC among running backs
- Rushed 11 times for 59 yards and added four receptions for 19 yards and one touchdown, the first touchdown reception of his career, vs. New England (9/7)
- Rushed for 108 yards vs. Kansas City (9/21)
- Carried the ball 12 times for 64 yards with two rushing touchdowns at Oakland in London (9/28), which marked the first multi-rushing touchdown game of his career

- Rushed 14 times for 53 yards and one touchdown vs. Green Bay (10/12)
- Rushed for 61 yards on 18 carries and one touchdown at Chicago (10/19), which marked the third consecutive game he scored a rushing touchdown
- Closed the season by rushing 19 times for a career-high 178 yards and one touchdown vs. N.Y. Jets (12/28)
- It was the sixth-highest single-game rushing total in the NFL and the fifth-most in the AFC in 2014
- In addition, his 9.37 yards per rush (19-178) against the N.Y. Jets was the highest single-game average in the NFL in 2014 among all running backs with a minimum of 15 carries
- Recorded a 97-yard touchdown run in the third quarter vs. the N.Y. Jets (12/28), which was tied for the third-longest run in NFL history, behind the 98-yard run by RB Ahman Green of Green Bay in 2003 and RB Tony Dorsett's 99-yard run for the Dallas Cowboys in 1982

## 2013 (Miami 16/15):

- Played in all 16 games with 15 starts
- Led the Dolphins in rushing with 177 carries for 709 yards and two touchdowns
- Added 26 catches for 170 yards
- Led the team in rushing on 11 occasions
- Led the Dolphins in rushing with 14 carries for 69 yards and one touchdown, coming on a 10-yard run, and added two catches for six yards at Indianapolis (9/15)
- Led the Dolphins in rushing with eight carries for 62 yards, including a season-long 49-yard run vs. Atlanta (9/22)
- Had 11 carries for 62 yards and one touchdown and added one catch for six yards at New Orleans (9/30)
- Posted nine carries for 43 yards, including a 30-yard run, vs. Buffalo (10/20)
- Recorded 18 carries for 89 yards and added three catches for 23 yards at New England (10/27)
- Posted 16 carries for 105 yards, including a 41-yard run, and added four catches for 24 yards vs. Cincinnati (10/31)
- It marked the first 100-yard rushing performance of his NFL career
- Gained 72 yards on 22 carries and added one catch for 13 yards at N.Y. Jets (12/1)
- Had 15 carries for 61 yards vs. New England (12/15)
- Led the team with 17 carries for 73 yards and added one catch for four yards vs. N.Y. Jets (12/29)

## 2012 (Miami 13/1):

- Played in 14 games with one start as a rookie
- Was inactive for two games
- Recorded 51 carries for 250 yards and one touchdown
- Added six receptions for 45 yards
- Made NFL debut in a reserve role vs. Oakland (9/16) and had ten carries for 65 yards and one touchdown
- His touchdown came on a 15-yard run in the fourth quarter, the first touchdown of his career
- It was the first time a Dolphins rookie had a rushing touchdown since Ronnie Brown in 2005
- His first NFL carry came on a five-yard run in the first quarter
- Registered nine carries for 48 yards, including a 22-yard run, vs. N.Y. Jets (9/23)

- Had three carries for 12 yards and added two catches for 13 yards, the first two receptions of his NFL career, vs. Tennessee (11/11)
- Made the first start of his NFL career at San Francisco (12/9)
- Led the Dolphins in rushing with ten carries for season-high 73 yards, including a long run of 28 yards, vs. Buffalo (12/23)

## COLLEGE:

- Two-year letterman (2010-11) and one-year starter at the University of Miami (Fla.) after redshirting the 2009 campaign
- Played in 23 career games with 13 starts
- Recorded 335 carries for 1,918 yards (5.7 avg.) with 15 touchdowns
- Caught 28 passes for 181 yards (6.5 avg.) and one score
- Added 15 kickoff returns for 376 yards (25.1 avg.) and a touchdown and three punt returns for 16 yards (5.3 avg.)
- Ran for more than 100 yards nine times during his career
- Started 12 games as a redshirt sophomore in 2011
- Named as a first-team All-Atlantic Coast Conference selection
- Rushed for 1,272 yards on 227 carries (5.6 avg.) and nine touchdowns
- Became the first Miami running back since Willis McGahee in 2002 to rush for more than 1,000 yards in a season
- It was the third-best single-season rushing total in program history, behind Willis McGahee (1,753 yards in 2002) and Edgerrin James (1,416 in 1998)
- Added 17 receptions for 85 yards (5.0 avg.) and a score
- Also returned seven kickoffs for 162 yards (23.4 avg.)
- Was the only back in country with a rush of 40 yards or more through each of the first four games of the season
- Rushed for 100-plus yards in each of first five games of season
- Played in 11 games with one start as a redshirt freshman in 2010
- Recorded 108 carries for 646 yards (6.0 avg.) and six touchdowns
- Added 11 receptions for 96 yards (8.7 avg.)
- Had eight kickoff returns for 214 yards (26.8 avg.) and a touchdown
- Was twice named ACC Rookie of the Week
- Majored in liberal arts

## PERSONAL:

- Attended Miami (Fla.) Killian High School
- Named first-team all-state recognition as a senior
- Led Miami-Dade in rushing with 217 carries for 1,749 yards and 22 touchdowns
- Earned second-team all-state honors as a junior
- Amassed 154 carries for 1,126 yards with 12 scores
- Also lettered in basketball and track and field
- Held a summer job while in high school at what was then called the Miami MetroZoo (it became Zoo Miami in the summer of 2010)
- Grew up a fan of the Miami Hurricanes
- Worked with local schools in team's bowling, Dave & Buster's, mini-golf and go-karting events
- Participated in the Miami Dolphins Foundation's Fins Weekend events
- Walked in support of WalkAbout Autism event at Sun Life Stadium

# VETERAN BIOS

## LAMAR MILLER'S NFL REGULAR SEASON RUSHING/RECEIVING STATISTICS

				RUSHING					RECEIVING				
DATE	TEAM	GP	GS	NO.	YDS.	AVG.	LG	TD	NO.	YDS	AVG	LG	TD
2012	Dolphins	13	1	51	250	4.9	28	1	6	45	7.5	12	0
2013	Dolphins	16	15	177	709	4.0	49	2	26	170	6.5	22	0
2014	Dolphins	16	16	216	1,099	5.1	97t	8	38	275	7.2	20	1
2015	Dolphins	16	16	194	872	4.5	85t	8	47	397	8.4	54t	2
2016	Texans	14	14	268	1,073	4.0	45	5	31	188	6.1	16	1
2017	Texans	16	13	238	888	3.7	21	3	36	327	9.1	32	3
2018	Texans	14	14	210	973	4.6	97t	5	25	163	6.5	16	1
NFL TOTALS		105	89	1354	5,864	4.3	97t	32	209	1,565	7.5	54t	8

## LAMAR MILLER'S NFL POSTSEASON RUSHING/RECEIVING STATISTICS

				RUSHING					RECEIVING				
DATE	TEAM	GP	GS	NO.	YDS.	AVG.	LG	TD	NO.	YDS	AVG	LG	TD
2016	Texans	2	2	50	147	2.9	19	1	4	15	3.8	6	0
2018	Texans	1	1	5	18	3.6	8	0	8	63	7.9	12	0
NFL TOTALS		3	3	55	165	3.0	19	1	12	78	6.5	12	0

## SINGLE-GAME HIGHS: RUSHING/RECEIVING

<b>Rush Attempts</b>	28 vs. Chicago Bears, Sep 11, 2016	<b>Receiving Yards</b>	97 at Buffalo Bills, Nov 08, 2015
<b>Rushing Yards</b>	178 vs. New York Jets, Dec 28, 2014	<b>Longest Receptions</b>	54t vs. Houston Texans, Oct 25, 2015
<b>Longest Runs</b>	97t vs. Tennessee Titans, Nov 26, 2018 ...1 more at 97.	<b>Receiving TDs</b>	1 vs. New York Giants, Sep 23, 2018 ...7 more at 1.
<b>Rushing TDs</b>	2 vs. New York Giants, Dec 14, 2015 ...2 more at 2.	<b>All-purpose yards</b>	236 vs. Houston Texans, Oct 25, 2015
<b>Receptions</b>	7 at Buffalo Bills, Nov 08, 2015	<b>Most TDs</b>	2 at Seattle Seahawks, Oct 29, 2017 ...6 more at 2.

## SINGLE-GAME HIGHS - POSTSEASON: RUSHING/RECEIVING

<b>Rush Attempts</b>	31 vs. Oakland Raiders, Jan 07, 2017	<b>Receiving Yards</b>	63 vs. Indianapolis Colts, Jan 05, 2019
<b>Rushing Yards</b>	74 at New England Patriots, Jan 14, 2017	<b>Longest Receptions</b>	12 vs. Indianapolis Colts, Jan 05, 2019
<b>Longest Runs</b>	19 vs. Oakland Raiders, Jan 07, 2017	<b>All-purpose yards</b>	89 at New England Patriots, Jan 14, 2017
<b>Rushing TDs</b>	1 vs. Oakland Raiders, Jan 07, 2017	<b>Most TDs</b>	1 vs. Oakland Raiders, Jan 07, 2017
<b>Receptions</b>	8 vs. Indianapolis Colts, Jan 05, 2019		

## 100-YARD RUSHING GAMES (14): REGULAR SEASON

DATE	TEAM	ATT.	YDS.	AVG.	LG	TD
10/31/13	BENGALS	16	105	6.6	41	0
09/21/14	CHIEFS	15	108	7.2	24	0
12/28/14	JETS	19	178	9.4	97t	1
10/18/15	at Titans	19	113	5.9	22	1
10/25/15	TEXANS	14	175	12.5	85t	1
12/06/15	RAVENS	20	113	5.7	22	0
09/11/16	BEARS	28	106	3.8	12	0
10/16/16	COLTS	24	149	6.2	23	1
11/21/16	at Raiders	24	104	4.3	33	1
12/11/16	at Colts	21	107	5.1	20	1
10/21/18	at Jaguars	22	100	4.5	16	1
10/25/18	DOLPHINS	18	133	7.4	58	1
11/26/18	TITANS	12	162	13.5	97t	1
12/02/18	BROWNS	19	103	5.4	32	0

# VETERAN BIOS

## 2018 GAME-BY-GAME REGULAR SEASON STATISTICS (TEXANS)

2018 DATE BY GAME REGULAR SEASON STATISTICS (TEXAS)													
W	DATE	OPPONENT	P/S	RUSHING				RECEIVING				W/L	SCORE
				ATT	YDS	LG	TD	NO	YDS	LG	TD		
01	09/09	at Patriots	S	20	98	31	0	1	11	11	0	L	20-27
02	09/16	at Titans	S	14	68	18	0	2	2	4	0	L	17-20
03	09/23	Giants	S	10	10	5	0	5	41	16	1	L	22-27
04	09/30	at Colts	S	14	49	15	0	0	0	0	0	W	37-34+
05	10/07	Cowboys					DID NOT PLAY					W	19-16+
06	10/14	Bills	S	15	46	11	0	2	25	16	0	W	20-13
07	10/21	at Jaguars	S	22	100	16	1	1	-1	-1	0	W	20-7
08	10/25	Dolphins	S	18	133	58	1	0	0	0	0	W	42-23
09	11/04	at Broncos	S	12	21	9	0	2	27	16	0	W	19-17
11	11/18	at Redskins	S	20	86	21	0	3	22	13	0	W	23-21
12	11/26	Titans	S	12	162	97	1	1	5	5	0	W	34-17
13	12/02	Browns	S	19	103	32	0	1	12	12	0	W	29-13
14	12/09	Colts	S	14	33	13	1	5	19	5	0	L	21-24
15	12/15	at Jets	S	3	8	5	0	0	0	0	0	W	29-22
16	12/23	at Eagles					INACTIVE					L	30-32
17	12/30	Jaguars	S	17	56	14	1	2	0	1	0	W	20-3
2018 TOTALS			14-14	210	973	97	5	25	163	16	1	11-5	

+ - Overtime

## 2018 GAME-BY-GAME POSTSEASON STATISTICS (TEXANS)

COLLEGE FOOTBALL CAREER STATISTICS (2018-2019)													
W	DATE	OPPONENT	P/S	RUSHING				RECEIVING				W/L	SCORE
				ATT	YDS	LG	TD	NO	YDS	LG	TD		
01	01/05	Colts	S	5	18	8	0	8	63	12	0	L	7-21
2018 TOTALS			1-1	5	18	8	0	8	63	12	0	0-1	





# STEVEN MITCHELL JR.

WIDE RECEIVER

5-10 | 186 | SOUTHERN CALIFORNIA

HOMETOWN: PASADENA, CALIF. | AGE: 25

1ST NFL SEASON | 1ST WITH TEXANS | ACQUIRED: FA-'18

2018 GP/GS: 1/0 | CAREER GP/GS: 1/0

TEAMS: HOU '18; LAR '18



11

**TRANSACTIONS:** Signed by the Los Angeles Rams as a college free agent on May 1, 2018...Waived by the Rams on Sept. 1, 2018...Signed to the Rams practice squad on Sept. 2, 2018...Released from the Rams practice squad on Oct. 23, 2018...Signed to the Houston Texans practice squad on Oct. 29, 2018...Signed to the Texans active roster on Dec. 24, 2018.

## 2018 (L.A. Rams 0/0; Houston 1/0; 0/0):

- Spent Weeks 1-7 on the Rams practice squad
- Added to the Texans practice squad prior to Week 9
- Signed to the Texans active roster on Dec. 24, 2018
- Made his NFL debut and contributed on offense vs. Jacksonville (12/30)
- Inactive in the Wild Card Round vs. Indianapolis (1/5)

## CAREER AT SOUTHERN CALIFORNIA:

- Played four seasons (2014-17) at the University of Southern California in Los Angeles after redshirting the 2013 season
- Tallied 109 career receptions for 1,287 yards (11.8 avg.) and 11 touchdowns in his career
- Left school ranked 25th in program history with 1,287 career receiving yards
- Appeared in 42 games with 18 starts over four seasons for the Trojans

## 2017 (Southern California):

- Registered 31 receptions for 644 yards (15.7 avg.) and four touchdowns in 12 games with seven starts as a redshirt senior
- Received All-Pac 12 honorable mention
- Ranked third on the team with 644 receiving yards
- Caught four passes for 94 yards (23.5 avg.) and two touchdowns vs. Stanford (9/9)
- Hauled in a career-high seven passes for 71 yards (10.1 avg.) and one touchdown at Notre Dame (10/21)

## 2016 (Southern California):

- Notched 24 receptions for 226 yards (9.4 avg.) and one touchdown as a redshirt junior in 2016
- Returned five kickoffs for 91 yards (18.2 avg.)
- Appeared in the first seven games of the season with three starts
- Recorded six receptions for 63 yards (10.5 avg.) vs. Colorado (10/8)

## 2015 (Southern California):

- Ranked second on the team with 37 receptions for 335 yards (9.1 avg.) and four touchdowns in 12 games with six starts as a redshirt sophomore
- Tallied three receptions for 12 yards (4.0) and matched his career high with two touchdowns vs. Stanford (9/19)
- Registered four receptions for 66 yards (16.5 avg.) and a touchdown at Arizona State (9/26)

## 2014 (Southern California):

- Played in 11 games with two starts as a redshirt freshman in 2014
- Recorded seven receptions for 82 yards and two touchdowns for the season
- Hauled in a 24-yard pass for his first career touchdown vs. Colorado (10/18)
- Caught two passes for 28 yards (14.0 avg.) and one touchdown at Washington State (11/1)

## 2013 (Southern California):

- Redshirted

## PERSONAL:

- Attended Bishop Alemany High School in Mission Hills, Calif.
- Named to the Prep Star All-American Dream Team, *Orange County Register* Feb 15 First Team, *Tacoma News Tribune* Western 100, ESPN 150, Cal-Hi Sports All-State First Team, Max Preps All-State Division I First Team, All-CIF Pac-5, *Los Angeles Times* All-Area, *Los Angeles Daily News* All-Area First Team and All-Serra League Co-MVP as a senior in 2012
- Recorded 62 receptions for 1,100 yards (17.7 avg.) and 13 touchdowns and ran for 202 yards with five touchdowns in 2012
- Caught 50 passes for 1,006 yards (20.1 avg.), rushed for 312 yards and scored 19 total touchdowns (11 receiving, five rushing, one kickoff return, one punt return and one interception returned for a touchdown) as a junior in 2011
- Named to the Cal-Hi Sports All-State Underclass first team and *Los Angeles Daily News* All-Area first team as a junior
- Received his bachelor's degree in communication from USC in the spring of 2016 and worked towards his master's degree in communication management during his senior season in 2017

## VETERAN BIOS

STEVEN MITCHELL JR.'S NFL REGULAR SEASON RUSHING/RECEIVING STATISTICS													
				RECEIVING					RUSHING				
DATE	TEAM	GP	GS	NO.	YDS	AVG	LG	TD	NO.	YDS.	AVG.	LG	TD
2018	Rams	0	0	0	0	0.0	0	0	0	0	0.0	0	0
2018	Texans	1	0	0	0	0.0	0	0	0	0	0.0	0	0
2018	TOTAL	1	0	0	0	0.0	0	0	0	0	0.0	0	0
NFL TOTALS		1	0	0	0	0.0	0	0	0	0	0.0	0	0

STEVEN MITCHELL JR.'S NFL POSTSEASON RUSHING/RECEIVING STATISTICS													
				RECEIVING					RUSHING				
DATE	TEAM	GP	GS	NO.	YDS	AVG	LG	TD	NO.	YDS.	AVG.	LG	TD
2018	Texans	0	0	0	0	0.0	0	0	0	0	0.0	0	0
NFL TOTALS		0	0	0	0	0.0	0	0	0	0	0.0	0	0

[illegible]

			RECEIVING				RUSHING					
W DATE	OPPONENT	P/S	NO	YDS	LG	TD	ATT	YDS	LG	TD	W/L	SCORE
01 01/05	Colts										L	7-21
<b>2018 TOTALS</b>		<b>0-0</b>	<b>0</b>	<b>0</b>	<b>0</b>	<b>0</b>	<b>0</b>	<b>0</b>	<b>0</b>	<b>0</b>	<b>0-1</b>	



# A.J. MOORE

## SAFETY

5-11 | 200 | MISSISSIPPI

HOMETOWN: BASSFIELD, MISS. | AGE: 23

2ND NFL SEASON | 2ND WITH TEXANS | ACQUIRED: W-'18 (NE)

2018 GP/GS (POST): 16/0 (1/0) | CAREER GP/GS (POST): 16/0 (1/0)

TEAMS: HOU '18



# 33

**TRANSACTIONS:** Signed by the New England Patriots as a college free agent on May 11, 2018...Waived by the Patriots on Sept. 1, 2018...Claimed off waivers by the Houston Texans on Sept. 2, 2018.

### 2018 (Houston 16/0; 1/0):

- Finished with a team-leading 11 special teams tackles in 16 games as a rookie
- Made his NFL debut and contributed on special teams at New England (9/9)
- Appeared on special teams at Tennessee (9/16)
- Notched his first-career special teams total tackle vs. the N.Y. Giants (9/23)
- Registered one special teams tackle at Indianapolis (9/30)
- Contributed on special teams vs. Dallas (10/7)
- Appeared on special teams vs. Buffalo (10/14)
- Notched one special teams tackle and downed P Trevor Daniel's 55-yard punt at the 1-yard line at Jacksonville (10/21)
- Contributed on special teams vs. Miami (10/25)
- Led the team with a career-high two special teams tackles at Denver (11/4)
- Recorded one special teams tackle at Washington (11/18)
- Contributed on special teams and recorded a fumble recovery vs. Tennessee (11/27)
- Tallied one special teams tackle vs. Cleveland (12/2)
- Notched two special teams tackles vs. Indianapolis (12/9). Leads the team with nine special teams tackles in 2018
- Contributed on special teams at the N.Y. Jets (12/15)
- Recorded one special teams tackle at Philadelphia (12/23)
- Contributed on special teams vs. Jacksonville (12/30)
- Contributed on special teams in his postseason debut in the Wild Card Round vs. Indianapolis (1/5)

### COLLEGE:

- Played four seasons (2014-17) at the University of Mississippi in Oxford, Miss.
- Appeared in 37 career games over four seasons for the Rebels
- Recorded 132 total tackles, 2.0 sacks, five passes defended, three fumble recoveries and two forced fumbles

### 2017 (Mississippi):

- Started every game at the nickel position as a senior
- Recorded a career-high 48 total tackles, three tackles for loss,

1.0 sack and three passes defended in 12 games

- Notched a career-high six solo stops at Auburn (10/7)
- Tallied four total tackles and one fumble recovery in the Egg Bowl vs. Mississippi State (11/23)

### 2016 (Mississippi):

- Recorded 42 total tackles and ranked fourth on the team with five tackles for loss
- Appeared in all 12 games as a reserve and on special teams
- Tallied a career-high nine total tackles and one tackle for loss vs. Alabama (9/17)

### 2015 (Mississippi):

- Notched 26 total tackles, 1.0 sack, two forced fumbles and two fumble recoveries in eight games as a sophomore
- Recorded five total tackles, one forced fumble and one fumble recovery at Alabama (9/19)

### 2014 (Mississippi):

- Tallied 16 total tackles, 1.5 tackles for loss and one pass breakup in seven games as a true freshman
- Tied for the team lead with six total tackles and one tackle for loss vs. UL-Lafayette (9/13)

### PERSONAL:

- Attended Bassfield (Miss.) High School
- Earned first-team all-state honors as a linebacker by *The Clarion-Ledger* after recording 132 total tackles, 11 tackles for loss and 3.5 sacks in addition to five rushing touchdowns as a senior in 2013
- Named the Class 2A Defensive Player of the Year and Region 7-2A Defensive Player of the Year by the Mississippi Association of Coaches
- Led Bassfield to a 15-1 record and a second-consecutive Class 2A state championship as a senior
- Earned second-team Class 2A all-state honors by the Mississippi Association of Coaches as a junior
- Led Bassfield to a 16-0 record and a 2A state championship in 2012
- Participated in track and field and placed runner-up to former Ole Miss teammate Kailo Moore in the 100 and 200 meters at the 2013 Class 2A state track and field meet as a senior
- General studies major at Ole Miss

# VETERAN BIOS

## SINGLE-GAME HIGHS: DEFENSIVE

**Special Teams Tackles** 2 vs. Indianapolis Colts, Dec 09, 2018  
...1 more at 2.

**Special Teams Fumble Recoveries** 1 vs. Tennessee Titans, Nov 26, 2018

## 2018 GAME-BY-GAME REGULAR SEASON STATISTICS (TEXANS)

			TACKLES								INTERCEPTIONS					FUMBLES			ST					MISC				
W	DATE	OPPONENT	TK	S	A	SK	YDS	TFL	YDS	QBH	NO	YDS	LG	TD	PD	FF	FR	YDS	TK	S	A	FF	FR	S	A	W/L	SCORE	
01	09/09	at Patriots	P	0	0	0	0.0	0.0	0	0	0	0	0	0	0	0	0	0	0	0	0	0	0	0	0	L	20-27	
02	09/16	at Titans	P	0	0	0	0.0	0.0	0	0	0	0	0	0	0	0	0	0	0	0	0	0	0	0	0	L	17-20	
03	09/23	Giants	P	0	0	0	0.0	0.0	0	0	0	0	0	0	0	0	0	0	0	1	1	0	0	0	0	L	22-27	
04	09/30	at Colts	P	0	0	0	0.0	0.0	0	0	0	0	0	0	0	0	0	0	0	1	0	1	0	0	0	W	37-34+	
05	10/07	Cowboys	P	0	0	0	0.0	0.0	0	0	0	0	0	0	0	0	0	0	0	0	0	0	0	0	0	W	19-16+	
06	10/14	Bills	P	0	0	0	0.0	0.0	0	0	0	0	0	0	0	0	0	0	0	0	0	0	0	0	0	W	20-13	
07	10/21	at Jaguars	P	0	0	0	0.0	0.0	0	0	0	0	0	0	0	0	0	0	0	1	0	1	0	0	0	W	20-7	
08	10/25	Dolphins	P	0	0	0	0.0	0.0	0	0	0	0	0	0	0	0	0	0	0	0	0	0	0	0	0	W	42-23	
09	11/04	at Broncos	P	0	0	0	0.0	0.0	0	0	0	0	0	0	0	0	0	0	0	2	2	0	0	0	0	W	19-17	
11	11/18	at Redskins	P	0	0	0	0.0	0.0	0	0	0	0	0	0	0	0	0	0	0	1	1	0	0	0	0	W	23-21	
12	11/26	Titans	P	0	0	0	0.0	0.0	0	0	0	0	0	0	0	0	0	0	0	0	0	0	0	1	0	W	34-17	
13	12/02	Browns	P	0	0	0	0.0	0.0	0	0	0	0	0	0	0	0	0	0	0	1	0	1	0	0	0	W	29-13	
14	12/09	Colts	P	0	0	0	0.0	0.0	0	0	0	0	0	0	0	0	0	0	0	2	2	0	0	0	0	L	21-24	
15	12/15	at Jets	P	0	0	0	0.0	0.0	0	0	0	0	0	0	0	0	0	0	0	1	0	1	0	0	0	W	29-22	
16	12/23	at Eagles	P	0	0	0	0.0	0.0	0	0	0	0	0	0	0	0	0	0	0	1	1	0	0	0	0	L	30-32	
17	12/30	Jaguars	P	0	0	0	0.0	0.0	0	0	0	0	0	0	0	0	0	0	0	0	0	0	0	0	0	W	20-3	
2018 TOTALS			16-0	0	0	0	0.0	0.0	0	0	0	0	0	0	0	0	0	0	0	11	7	4	0	1	0	0	11-5	

+ - Overtime

## 2018 GAME-BY-GAME POSTSEASON STATISTICS (TEXANS)

				TACKLES							INTERCEPTIONS					FUMBLES			ST					MISC					
W	DATE	OPPONENT		TK	S	A	SK	YDS	TFL	YDS	QBH	NO	YDS	LG	TD	PD	FF	FR	YDS	TK	S	A	FF	FR	S	A	W/L	SCORE	
01	01/05	Colts	P	0	0	0	0.0	0.0	0	0	0	0	0	0	0	0	0	0	0	0	0	0	0	0	0	0	L	7-21	
2018 TOTALS				1-0	0	0	0	0.0	0.0	0	0	0	0	0	0	0	0	0	0	0	0	0	0	0	0	0	0	0-1	





# MARTINAS RANKIN

GUARD

6-5 | 311 | MISSISSIPPI STATE

HOMETOWN: MENDENHALL, MISS. | AGE: 24

2ND NFL SEASON | 2ND WITH TEXANS | ACQUIRED: D3B-'18

2018 GP/GS (POST): 16/4 (1/0) | CAREER GP/GS (POST): 16/4 (1/0)

TEAMS: HOU '18



77

**TRANSACTIONS:** Selected by the Houston Texans with the 16th pick of the third round (80th overall) in the 2018 NFL Draft.

## 2018 (Houston 16/4; 1/0):

- ✦ Appeared in all 16 games (four starts) as a rookie
- ✦ Made his NFL debut as a reserve offensive lineman at New England (9/9). Contributed primarily at left tackle following an injury along the offensive line and helped post the second-highest team rushing total (167) in a season opener in franchise history
- ✦ Made his first start at left tackle and helped record a second-consecutive game with more than 140 team rushing yards at Tennessee (9/16)
- ✦ Started at left tackle vs. the N.Y. Giants (9/23)
- ✦ Started at left tackle and helped the Texans post 466 yards of total offense at Indianapolis (9/30)
- ✦ Contributed on special teams vs. Dallas (10/7)
- ✦ Appeared on special teams vs. Buffalo (10/14)
- ✦ Contributed on offense as an extra offensive lineman and on special teams at Jacksonville (10/21)
- ✦ Helped the Texans offense rush for a season-high 188 yards rushing as an extra offensive lineman vs. Miami (10/25)
- ✦ Appeared on special teams and offense as an extra offensive lineman at Denver (11/4)
- ✦ Contributed on offense as a reserve offensive lineman and helped the Texans rush for 139 yards at Washington (11/18)
- ✦ Played on special teams vs. Tennessee (11/26)
- ✦ Contributed on offense and special teams vs. Cleveland (12/2)
- ✦ Appeared on special teams vs. Indianapolis (12/9)
- ✦ Contributed on special teams at the N.Y. Jets (12/15)
- ✦ Started at left guard at Philadelphia (12/23)
- ✦ Contributed on special teams vs. Jacksonville (12/30)
- ✦ Appeared on special teams in his postseason debut in the Wild Card Round vs. Indianapolis (1/5)

## CAREER AT MISSISSIPPI STATE:

- ✦ Played two seasons (2016-17) at Mississippi State University in Starkville, Miss. after two seasons at Mississippi Gulf Coast Community College in Perkinston, Miss. (2013-14)
- ✦ Redshirted the 2015 campaign
- ✦ Came to MSU as the nation's top junior college offensive lineman
- ✦ Played in 23 games with 18 starts, all coming at tackle
- ✦ Worked at center exclusively in the spring of 2017 due to injuries to teammates
- ✦ Two-time member of the SEC Academic Honor Roll and a Dean's List recipient who maintained a 3.3 GPA and was a

semifinalist for college football's top academic award as a senior

- ✦ Selected as a team captain by his teammates prior to his final season

## 2017 (Mississippi State):

- ✦ Became the first MSU offensive lineman since Gabe Jackson to earn Coaches first-team All-SEC honors
- ✦ Winner of the Kent Hull Trophy as the state of Mississippi's top offensive lineman, becoming the third Bulldog to do so
- ✦ Also was an honorable mention All-America selection and a second-team Associated Press All-SEC selection
- ✦ Selected as a semifinalist for the Campbell Trophy, considered the "Academic Heisman"
- ✦ Played in 10 games with nine starts – all at left tackle
- ✦ When healthy was MSU's most dominant offensive lineman, paving the way for a school record 3,272 rushing yards
- ✦ Leader of a Bulldog offensive line that allowed the fewest sacks in the SEC and the fifth-fewest in the nation (13.0)
- ✦ That total was the second-fewest allowed in school history and fewest since 1988
- ✦ Paved the way for 285 rushing yards against No. 11 LSU (10/23)

## 2016 (Mississippi State):

- ✦ Played in all 13 games and started the final 10 contests of the year at left tackle
- ✦ Named SEC Offensive Lineman of the Week for his efforts against Texas A&M (11/5) as MSU did not allow a sack against one of the nation's top defensive lines
- ✦ For the year, paved the way for a record-setting MSU offense that rushed for 2,997 yards and allowed the second-fewest sacks in the SEC

## 2015 (Mississippi State):

- ✦ Redshirted

## 2014 (Mississippi Gulf Coast Community College):

- ✦ Named first-team all-region and All MACJC in 2014
- ✦ Recipient of the 2014 MACJC Most Valuable Lineman Award

## 2013 (Mississippi Gulf Coast Community College):

- ✦ Played the 2013 campaign for the Bulldogs as a true freshman

## PERSONAL:

- ✦ Son of Orlando and Cassandra Rankin
- ✦ Majored in kinesiology
- ✦ Attended Mendenhall High School

# VETERAN BIOS

## 2018 GAME-BY-GAME REGULAR SEASON STATISTICS (TEXANS)

W	DATE	OPPONENT	P/S		W/L	SCORE
01	09/09	at Patriots	P		L	20-27
02	09/16	at Titans	S		L	17-20
03	09/23	Giants	S		L	22-27
04	09/30	at Colts	S		W	37-34+
05	10/07	Cowboys	P		W	19-16+
06	10/14	Bills	P		W	20-13
07	10/21	at Jaguars	P		W	20-7
08	10/25	Dolphins	P		W	42-23
09	11/04	at Broncos	P		W	19-17
11	11/18	at Redskins	P		W	23-21
12	11/26	Titans	P		W	34-17
13	12/02	Browns	P		W	29-13
14	12/09	Colts	P		L	21-24
15	12/15	at Jets	P		W	29-22
16	12/23	at Eagles	S		L	30-32
17	12/30	Jaguars	P		W	20-3
<b>2018 TOTALS</b>			<b>16-4</b>		<b>11-5</b>	

+ - Overtime

## 2018 GAME-BY-GAME POSTSEASON STATISTICS (TEXANS)

W	DATE	OPPONENT	P/S		W/L	SCORE
01	01/05	Colts	P		L	7-21
<b>2018 TOTALS</b>			<b>1-0</b>		<b>0-1</b>	



# D.J. READER

DEFENSIVE END/NOSE TACKLE

6-3 | 347 | CLEMSON

HOMETOWN: GREENSBORO, N.C. | AGE: 24

4TH NFL SEASON | 4TH WITH TEXANS | ACQUIRED: D5B-'16

2018 GP/GS (POST): 16/16 (1/1) | CAREER GP/GS (POST): 46/37 (3/3)

TEAMS: HOU '16-'18



98

**TRANSACTIONS:** Selected by the Houston Texans with the 27th pick in the fifth round (166th overall) of the 2016 NFL Draft.

## 2018 (Houston 16/16; 1/1):

- Finished with 33 total tackles (23 solo), three quarterback hits and set career highs in sacks (2.0), tackles for loss (five) and games started (16) in 2018
- Notched a career-high 2.0 sacks, adding four solo stops and three quarterback hits at New England (9/9). Became the first nose tackle to sack Patriots QB Tom Brady twice in a single game since Packers NT B.J. Raji in Week 15 of the 2010 season
- Tallied four total tackles (two solo) at Tennessee (9/16)
- Recorded two total tackles (one solo) vs. the N.Y. Giants (9/23)
- Recorded two solo stops at Indianapolis (9/30)
- Notched four total tackles (three solo) vs. Dallas (10/7)
- Started at defensive end and recorded three total tackles (one solo) and one tackle for loss vs. Buffalo (10/14)
- Started at defensive end at Jacksonville (10/21)
- Started at defensive end and notched one solo stop vs. Miami (10/25)
- Started at nose tackle and tallied one solo tackle at Denver (11/4)
- Started at defensive end and recorded two solo stops at Washington (11/18)
- Notched one solo tackle vs. Tennessee (11/26)
- Tallied one total tackle (one solo) and one quarterback hit vs. Cleveland (12/2)
- Recorded one solo tackle vs. Indianapolis (12/9)
- Tallied six total tackles (two solo) and one tackle for loss at the N.Y. Jets (12/15)
- Started at nose tackle and recorded two total tackles (one solo) at Philadelphia (12/23)
- Started at nose tackle vs. Jacksonville (12/30) and limited the Jaguars to a season-low 30 yards rushing
- Recorded six total tackles (three solo) in the Wild Card Round vs. Indianapolis (1/5)

## 2017 (Houston 14/14):

- Set single-season career highs in total tackles (47), solo tackles (23), quarterback hits (six), tackles for loss (three) and games started (14)
- Also tied his single-season career high in sacks with 1.0 despite missing Weeks 16-17
- Finished tied for seventh on the team in total tackles and ranked second among all NFL nose tackles in 2017
- Started at nose tackle and made five total tackles in the season opener vs. Jacksonville (9/10)

- Recorded five total tackles and his first sack of the season vs. Cleveland (10/15)
- Started his seventh straight game and produced a career-high six tackles at Seattle (10/29)
- Started at defensive end and notched five total tackles vs. Indianapolis (11/5)
- Tied a career high with four solo tackles and had five total at Baltimore (11/27)
- Placed on the Reserve/Injured list on Dec. 19

## 2016 (Houston 16/7, 2/2):

- Logged the fifth-most starts by a rookie defensive lineman in franchise history and most since DE J.J. Watt (16) in 2011
- Made his NFL debut and recorded a tackle in the season opener vs. Chicago (9/11)
- Tallied two total tackles (one solo) at New England (9/22) in Week 3
- Matched a season high with two total tackles (one solo) vs. Indianapolis (10/16) in Week 6
- Made his first career start and notched his first career tackle for loss vs. Detroit (10/30) in Week 8
- Started a second consecutive game and logged his first career sack when he brought down Jaguars QB Blake Bortles for an eight-yard loss in the fourth quarter at Jacksonville (11/13) in Week 10
- Recorded the first pass defended of his career and added two total tackles (one solo) at Tennessee (11/17) in Week 17
- Became the third rookie in franchise history to record a sack in the postseason, joining OLB Brooks Reed and DE J.J. Watt, when he brought down Raiders QB Connor Cook for a six-yard loss in the first quarter vs. Oakland (1/7/17) in the AFC Wild Card round
- Notched two total tackles at New England (1/14/17) in the AFC Divisional round

## COLLEGE:

- Played four seasons (2012-15) at Clemson (S.C.) University
- Longtime backup at defensive tackle who found his way into the starting lineup as a senior
- Finished career with 145 total tackles, nine tackles for loss, 5.0 sacks and 24 quarterback pressures in 1,087 snaps over 46 games (10 starts) in his career
- Became the second Tiger to letter on top-25 football and baseball teams in one academic year (2012-13) since 1994-95 (Kyle Parker (2009-10) is the other)
- Voted a team co-captain for the 2015 campaign

## VETERAN BIOS

- ✦ Posted four tackles in the CFP National Championship Game vs. Alabama, earning a share of defensive player of the game honors from coaches along with Kevin Dodd
- ✦ Participated in the 2016 Senior Bowl
- ✦ Played and roomed with Texans DE Carlos Watkins at Clemson

### PERSONAL:

- ✦ Attended Grimsley High School in Greensboro, N.C.
- ✦ SuperPrep All-American
- ✦ Had 50 total tackles, seven tackles for loss and 5.0 sacks as a senior
- ✦ Starting center on the basketball squad
- ✦ Standout baseball player (right-handed pitcher and designated

- hitter) who has been clocked in the 90s
- ✦ All-conference in baseball as a sophomore, junior and senior
- ✦ All-region in baseball as a junior and senior
- ✦ Team MVP in baseball as a junior and senior
- ✦ Batted .529 as junior
- ✦ Lettered four times in football, four times in baseball and four times in basketball
- ✦ Coached by Damon Coiro at Grimsley High School
- ✦ His mother, Felicia, played softball at North Carolina A&T from 1985-88
- ✦ His uncle, Glenn Ford, played football at Tennessee from 1978-80
- ✦ Graduated with a degree in communication studies in December 2015

### D.J. READER'S NFL REGULAR SEASON DEFENSIVE STATISTICS

DATE	TEAM	GP	GS	TK	S	A	TACKLES			QBH	NO	INTERCEPTIONS			FUMBLES			YDS	TK	ST		FF	FR	MISC	
							TFL	YDS	SK			YDS	LG	TD	PD	FF	FR			S	A			S	A
2016	Texans	16	7	22	7	15	2	8	1.0	8.0	2	0	0	0	1	0	0	0	0	0	0	0	0	0	0
2017	Texans	14	14	47	23	24	3	3	1.0	2.0	6	0	0	0	0	0	0	0	0	0	0	0	0	0	0
2018	Texans	16	16	33	23	10	5	17	2.0	10.0	3	0	0	0	0	0	0	0	0	0	0	0	0	0	0
NFL TOTALS		46	37	102	53	49	10	28	4.0	20.0	11	0	0	0	1	0	0	0	0	0	0	0	0	0	0

### D.J. READER'S NFL POSTSEASON DEFENSIVE STATISTICS

DATE	TEAM	GP	GS	TK	S	A	TACKLES			QBH	NO	INTERCEPTIONS			FUMBLES			YDS	TK	ST		FF	FR	MISC	
							TFL	YDS	SK			YDS	LG	TD	PD	FF	FR			S	A			S	A
2016	Texans	2	2	3	2	1	1	6	1.0	6.0	1	0	0	0	0	0	0	0	0	0	0	0	0	0	0
2018	Texans	1	1	6	3	3	0	0	0.0	0.0	0	0	0	0	0	0	0	0	0	0	0	0	0	0	0
NFL TOTALS		3	3	9	5	4	1	6	1.0	6.0	1	0	0	0	0	0	0	0	0	0	0	0	0	0	0

### SINGLE-GAME HIGHS: DEFENSIVE

**Total Tackles** 6 at New York Jets, Dec 15, 2018  
...1 more at 6.

**Sacks** 2.0 at New England Patriots, Sep 09, 2018

**Passes Defensed** 1 at Tennessee Titans, Jan 01, 2017  
**Tackles For Loss** 2 at New England Patriots, Sep 09, 2018  
...1 more at 2.

### SINGLE-GAME HIGHS - POSTSEASON: DEFENSIVE

**Total Tackles** 6 vs. Indianapolis Colts, Jan 05, 2019  
**Sacks** 1.0 vs. Oakland Raiders, Jan 07, 2017

**Tackles For Loss** 1 vs. Oakland Raiders, Jan 07, 2017



# VETERAN BIOS

## 2018 GAME-BY-GAME REGULAR SEASON STATISTICS (TEXANS)

EDGE CASE OF SAME REGULAR SEASON STATISTICS (YEARLY)																													
				TACKLES							INTERCEPTIONS					FUMBLES				ST					MISC				
W	DATE	OPPONENT		TK	S	A	SK	YDS	TFL	YDS	QBH	NO	YDS	LG	TD	PD	FF	FR	YDS	TK	S	A	FF	FR	S	A	W/L	SCORE	
01	09/09	at Patriots	S	4	4	0	2.0	10.0	2	10	3	0	0	0	0	0	0	0	0	0	0	0	0	0	0	0	0	L	20-27
02	09/16	at Titans	S	4	2	2	0.0	0.0	0	0	0	0	0	0	0	0	0	0	0	0	0	0	0	0	0	0	0	L	17-20
03	09/23	Giants	S	2	1	1	0.0	0.0	0	0	0	0	0	0	0	0	0	0	0	0	0	0	0	0	0	0	0	L	22-27
04	09/30	at Colts	S	2	2	0	0.0	0.0	0	0	0	0	0	0	0	0	0	0	0	0	0	0	0	0	0	0	0	W	37-34+
05	10/07	Cowboys	S	3	3	0	0.0	0.0	0	0	0	0	0	0	0	0	0	0	0	0	0	0	0	0	0	0	0	W	19-16+
06	10/14	Bills	S	3	1	2	0.0	0.0	1	2	0	0	0	0	0	0	0	0	0	0	0	0	0	0	0	0	0	W	20-13
07	10/21	at Jaguars	S	0	0	0	0.0	0.0	0	0	0	0	0	0	0	0	0	0	0	0	0	0	0	0	0	0	0	W	20-7
08	10/25	Dolphins	S	1	1	0	0.0	0.0	0	0	0	0	0	0	0	0	0	0	0	0	0	0	0	0	0	0	0	W	42-23
09	11/04	at Broncos	S	1	1	0	0.0	0.0	0	0	0	0	0	0	0	0	0	0	0	0	0	0	0	0	0	0	0	W	19-17
11	11/18	at Redskins	S	2	2	0	0.0	0.0	0	0	0	0	0	0	0	0	0	0	0	0	0	0	0	0	0	0	0	W	23-21
12	11/26	Titans	S	1	1	0	0.0	0.0	0	0	0	0	0	0	0	0	0	0	0	0	0	0	0	0	0	0	0	W	34-17
13	12/02	Browns	S	1	1	0	0.0	0.0	1	5	0	0	0	0	0	0	0	0	0	0	0	0	0	0	0	0	0	W	29-13
14	12/09	Colts	S	1	1	0	0.0	0.0	0	0	0	0	0	0	0	0	0	0	0	0	0	0	0	0	0	0	0	L	21-24
15	12/15	at Jets	S	6	2	4	0.0	0.0	1	0	0	0	0	0	0	0	0	0	0	0	0	0	0	0	0	0	0	W	29-22
16	12/23	at Eagles	S	2	1	1	0.0	0.0	0	0	0	0	0	0	0	0	0	0	0	0	0	0	0	0	0	0	0	L	30-32
17	12/30	Jaguars	S	0	0	0	0.0	0.0	0	0	0	0	0	0	0	0	0	0	0	0	0	0	0	0	0	0	0	W	20-3
2018 TOTALS				16-16	33	23	10	2.0	10.0	5	17	3	0	0	0	0	0	0	0	0	0	0	0	0	0	0	0	11-5	

+ - Overtime

## 2018 GAME-BY-GAME POSTSEASON STATISTICS (TEXANS)

			TACKLES								INTERCEPTIONS						FUMBLES			ST					MISC				
W	DATE	OPPONENT	TK	S	A	SK	YDS	TFL	YDS	QBH	NO	YDS	LG	TD	PD	FF	FR	YDS	TK	S	A	FF	FR	S	A	W/L	SCORE		
01	01/05	Colts	S	6	3	3	0.0	0.0	0	0	0	0	0	0	0	0	0	0	0	0	0	0	0	0	0	L	7-21		
2018 TOTALS			1-1	6	3	3	0.0	0.0	0	0	0	0	0	0	0	0	0	0	0	0	0	0	0	0	0	0-1			



# JUSTIN REID

SAFETY

6-1 | 203 | STANFORD

HOMETOWN: PRAIRIEVILLE, LA. | AGE: 22

2ND NFL SEASON | 2ND WITH TEXANS | ACQUIRED: D3A-'18

2018 GP/GS (POST): 16/12 (1/1) | CAREER GP/GS (POST): 16/12 (1/1)

TEAMS: HOU '18



20

**TRANSACTIONS:** Selected by the Houston Texans with the fourth pick of the third round (68th overall) in the 2018 NFL Draft.

## 2018 (Houston 16/12; 1/1):

- ✦ Compiled 81 total tackles, three interceptions including one returned 101 yards for a touchdown, 10 passes defended, one quarterback hit, two tackles for loss, one forced fumble, two fumble recoveries and seven special teams tackles in 16 games as a rookie
- ✦ Notched one solo tackle and one pass defended, breaking up a Patriots QB Tom Brady pass attempt to TE Rob Gronkowski on 3rd and 4, in his NFL debut at New England (9/9)
- ✦ Recorded five total tackles (four solo) and one quarterback hit, forcing Titans QB Blaine Gabbert to commit intentional grounding in the first start of his NFL career
- ✦ Talled three solo stops on defense and one special teams tackle vs. the N.Y. Giants (9/23)
- ✦ Registered five total tackles (four solo) and one pass defended at Indianapolis (9/30)
- ✦ Finished with a career-high six total tackles (five solo) and recorded his first career interception vs. Dallas (10/7)
- ✦ Intercepted Cowboys QB Dak Prescott in the 3rd quarter to set up a game-tying 21-yard field goal by K Ka'imi Fairbairn (10/7)
- ✦ Recorded four total tackles (three solo) vs. Buffalo (10/14)
- ✦ Started at safety and recorded five solo stops at Jacksonville (10/21)
- ✦ Talled a career-high eight total tackles (four solo), one interception, two passes defended and one special teams tackle vs. Miami (10/25). Became the first player in the NFL since 49ers S Jimmie Ward in Week 14 of the 2016 season to record eight tackles, one interception, two passes defended and a special teams tackle in a single game
- ✦ Led the team with a career-high nine total tackles (eight solo), one fumble recovery and one special teams tackle at Denver (11/4)
- ✦ Recorded three total tackles (one solo), two passes defended and one interception returned for a touchdown at Washington (11/18). His 101-yard interception return tied for the second-longest interception return touchdown by a rookie in league history, trailing only Pete Barnum's 103-yard return in 1926
- ✦ Talled three total tackles (two solo) and his first career tackle for loss vs. Tennessee (11/26)
- ✦ Recorded four total tackles (three solo), two passes defended and his first career forced fumble vs. Cleveland (12/2)
- ✦ Finished with seven total tackles (six solo), one tackle for loss and two special teams tackles vs. Indianapolis (12/9)
- ✦ Notched six total tackles (five solo) at the N.Y. Jets (12/15)

- ✦ Registered seven solo tackles, one fumble recovery and one special teams tackle at Philadelphia (12/23)
- ✦ Finished with four total tackles (one solo), one pass defended and one tackle on special teams vs. Jacksonville (12/30)
- ✦ Recorded three total tackles (one solo) and two passes defended in his postseason debut in the Wild Card Round vs. Indianapolis (1/5)

## CAREER AT STANFORD:

- ✦ Played three seasons at Stanford (Calif.) University (2015-17)
- ✦ Recorded 179 total tackles (105 solo), 20 passes defended, 10.5 tackles for loss, two interceptions, one fumble recovery and 1.0 sack in 39 career games played

## 2017 (Stanford):

- ✦ FWAA All-America Second Team (defensive back)
- ✦ AP All-America Second Team (safety)
- ✦ All-Pac-12 First Team
- ✦ Pac-12 All-Academic Second Team
- ✦ Bednarik Award watch list
- ✦ Jim Thorpe Award semifinalist
- ✦ Pac-12 Defensive Player of the Week (10/9)
- ✦ Compiled 99 total tackles (52 solo), 6.5 tackles for loss, 1.0 sack, five interceptions and six pass breakups
- ✦ First among Pac-12 players and 11th nationally with five interceptions
- ✦ 14th among Pac-12 players with 7.1 tackles/game
- ✦ Seven total tackles (four solo) and one interception at USC (9/9)
- ✦ Team-high nine total tackles (five solo), interception, two pass breakups vs. UCLA (9/23)
- ✦ Team-high nine total tackles (two solo), two interceptions, one pass breakup, 0.5 tackle for loss vs. Arizona State (9/30)
- ✦ Team-high eight total tackles (six solo), 1.0 tackle for loss, one interception at Utah (10/7)
- ✦ Team-high 10 total tackles (three solo) and 0.5 tackles for loss vs. Cal (11/18)
- ✦ Nine total tackles (three solo), 1.0 sack and one pass breakup vs. Notre Dame (11/25)

## 2016 (Stanford):

- ✦ All-Pac-12 honorable mention
- ✦ Pac-12 All-Academic honorable mention
- ✦ 13 games played
- ✦ Compiled a team-high 11 total tackles (10 solo) and 3.0 tackles for loss at Oregon (11/12)

## VETERAN BIOS

### 2015 (Stanford):

- 12 games played
- Recorded 23 total tackles
- Made career debut at Northwestern in the season opener (9/5)

### PERSONAL:

- Son of Eric Reid Sr. and Sharon Guillory-Reid

- Father ran track at LSU
- Mother was a tight end and defensive end for the Baton Rouge Wildcats of the Women's American Football League
- Brother, Eric, played football at LSU and was a first-round selection by the San Francisco 49ers
- Attended Dutchtown (La.) High School
- Earned all-state honors in 2013 and 2014
- Also lettered in track and field and soccer

### SINGLE-GAME HIGHS: DEFENSIVE

<b>Total Tackles</b>	9 at Denver Broncos, Nov 04, 2018	<b>Tackles For Loss</b>	1 vs. Indianapolis Colts, Dec 09, 2018
<b>Passes Defensed</b>	2 vs. Cleveland Browns, Dec 02, 2018		...1 more at 1.
	...2 more at 2.	<b>Interceptions</b>	1 at Washington Redskins, Nov 18, 2018
<b>Forced Fumbles</b>	1 vs. Cleveland Browns, Dec 02, 2018		...2 more at 1.
<b>Fumble Recoveries</b>	1 at Philadelphia Eagles, Dec 23, 2018	<b>Interception Return Yards</b>	101 at Washington Redskins, Nov 18, 2018
	...1 more at 1.	<b>Special Teams Tackles</b>	2 vs. Indianapolis Colts, Dec 09, 2018

### SINGLE-GAME HIGHS - POSTSEASON: DEFENSIVE

<b>Passes Defensed</b>	2 vs. Indianapolis Colts, Jan 05, 2019
------------------------	--

### 2018 GAME-BY-GAME REGULAR SEASON STATISTICS (TEXANS)

EAGLE GAME BY GAME REGULAR SEASON STATISTICS (WEEKS)																															
				TACKLES							INTERCEPTIONS							FUMBLES				ST					MISC				
W	DATE	OPPONENT		TK	S	A	SK	YDS	TFL	YDS	QBH	NO	YDS	LG	TD	PD	FF	FR	YDS	TK	S	A	FF	FR	S	A	W/L	SCORE			
01	09/09	at Patriots	P	1	1	0	0.0	0.0	0	0	0	0	0	0	0	1	0	0	0	0	0	0	0	0	0	0	0	L	20-27		
02	09/16	at Titans	S	5	4	1	0.0	0.0	0	0	1	0	0	0	0	0	0	0	0	0	0	0	0	0	0	0	0	L	17-20		
03	09/23	Giants	P	3	3	0	0.0	0.0	0	0	0	0	0	0	0	0	0	0	0	0	1	1	0	0	0	0	0	L	22-27		
04	09/30	at Colts	P	5	4	1	0.0	0.0	0	0	0	0	0	0	0	1	0	0	0	0	0	0	0	0	0	0	0	W	37-34+		
05	10/07	Cowboys	P	6	5	1	0.0	0.0	0	0	0	1	6	6	0	1	0	0	0	0	0	0	0	0	0	0	0	W	19-16+		
06	10/14	Bills	S	4	3	1	0.0	0.0	0	0	0	0	0	0	0	0	0	0	0	0	0	0	0	0	0	0	0	W	20-13		
07	10/21	at Jaguars	S	5	5	0	0.0	0.0	0	0	0	0	0	0	0	0	0	0	0	0	0	0	0	0	0	0	0	W	20-7		
08	10/25	Dolphins	S	8	4	4	0.0	0.0	0	0	0	1	21	21	0	2	0	0	0	1	1	0	0	0	0	0	0	W	42-23		
09	11/04	at Broncos	S	9	8	1	0.0	0.0	0	0	0	0	0	0	0	0	0	1	1	1	1	0	0	0	0	0	W	19-17			
11	11/18	at Redskins	S	4	3	1	0.0	0.0	0	0	0	1	101	101	1	2	0	0	0	0	0	0	0	0	0	0	0	W	23-21		
12	11/26	Titans	S	3	2	1	0.0	0.0	1	5	0	0	0	0	0	0	0	0	0	0	0	0	0	0	0	0	0	W	34-17		
13	12/02	Browns	S	4	3	1	0.0	0.0	0	0	0	0	0	0	0	2	1	0	0	0	0	0	0	0	0	0	0	W	29-13		
14	12/09	Colts	S	7	6	1	0.0	0.0	1	1	0	0	0	0	0	0	0	0	0	2	1	1	0	0	0	0	L	21-24			
15	12/15	at Jets	S	6	5	1	0.0	0.0	0	0	0	0	0	0	0	0	0	0	0	0	0	0	0	0	0	0	0	W	29-22		
16	12/23	at Eagles	S	7	7	0	0.0	0.0	0	0	0	0	0	0	0	0	0	1	0	1	1	0	0	0	0	0	L	30-32			
17	12/30	Jaguars	S	4	1	3	0.0	0.0	0	0	0	0	0	0	0	1	0	0	0	1	1	0	0	0	0	0	0	W	20-3		
2018 TOTALS				16-12	81	64	17	0.0	0.0	2	6	1	3	128	101	1	10	1	2	1	7	6	1	0	0	0	0	11-5			

+ - Overtime

### 2018 GAME-BY-GAME POSTSEASON STATISTICS (TEXANS)

W	DATE	OPPONENT	TK	S	A	SK	YDS	TFL	YDS	QBH	NO	YDS	LG	TD	PD	FF	FR	YDS	TK	S	A	FF	FR	S	A	W/L	SCORE
01	01/05	Colts	S	3	2	1	0.0	0.0	0	0	0	0	0	0	2	0	0	0	0	0	0	0	0	0	0	L	7-21
<b>2018 TOTALS</b>			<b>1-1</b>	<b>3</b>	<b>2</b>	<b>1</b>	<b>0.0</b>	<b>0.0</b>	<b>0</b>	<b>0</b>	<b>0</b>	<b>0</b>	<b>0</b>	<b>0</b>	<b>2</b>	<b>0</b>	<b>0</b>	<b>0</b>	<b>0</b>	<b>0</b>	<b>0</b>	<b>0</b>	<b>0</b>	<b>0</b>	<b>0</b>	<b>0-1</b>	



# BRADLEY ROBY

CORNERBACK

5-11 | 194 | OHIO STATE

HOMETOWN: SUWANEE, GA. | AGE: 27

6TH NFL SEASON | 1ST WITH TEXANS | ACQUIRED: UFA-'19

2018 GP/GS: 15/15 | CAREER GP/GS (POST): 79/29 (4/0)

TEAMS: DEN '14-'18; HOU '19



21

**TRANSACTIONS:** Originally selected by the Denver Broncos with the 31st pick of the first round (31st overall) in the 2014 NFL Draft...Signed by the Houston Texans as an unrestricted free agent on March 14, 2019.

## HONORS:

- Super Bowl 50 Champion
- AFC Defensive Player of the Week (Week 8, 2016)

## CAREER:

- Recorded 235 total tackles (210 solo), 60 passes defended, seven interceptions, eight tackles for loss, seven forced fumbles, four fumble recoveries and two interceptions returned for touchdowns in 79 career games played with 29 starts
- Tallied seven solo tackles, four passes defended, one interception and one forced fumble in four career postseason games
- Joined Marcus Peters as the only players to record multiple interceptions returned for touchdowns of more than 50 yards in a single season since joining the NFL in 2014
- Has only missed one career game in five NFL seasons

### 2018 (Denver 15/15):

- Finished with 50 total tackles (45 solo), 12 passes defended, two forced fumbles, one interception and two tackles for loss in 15 games played with a career-high 15 starts
- Recorded two solo tackles, one interception and a career-high four passes defended at Arizona (10/18)
- Matched a season high with six total tackles (five solo) at Kansas City (10/28)
- Set a season high with six solo tackles, one pass defended and one forced fumble vs. Pittsburgh (11/25)
- Registered five total tackles (four solo) and one pass defended vs. Cleveland (12/15)

### 2017 (Denver 16/4):

- Registered 42 total tackles (35 solo), a career-high 17 passes defended, one interception, one tackle for loss, one forced fumble and one fumble recovery in 16 games played with four starts
- Finished with five total tackles (three solo), one interception and two passes defended vs. the L.A. Chargers (9/11)
- Notched five solo tackles and one pass defended at Philadelphia (11/5)
- Tallied four total tackles (three solo), one forced fumble, one fumble recovery and a season-high three passes defended at Miami (12/3)

### 2016 (Denver 16/4):

- Recorded 39 total tackles (34 solo), eight passes defended, 1.0 sack, one forced fumble and two interceptions returned for touchdowns
- Joined Marcus Peters as the only players to record multiple interceptions returned for touchdowns of more than 50 yards in the same season since joining the NFL in 2014
- Earned AFC Defensive Player of the Week honors after recording seven total tackles (four solo), two passes defended and one interception returned for a touchdown vs. San Diego (10/30)
- Set a career high with nine total tackles (eight solo) and 1.0 sack at Oakland (11/6)
- Tallied two solo tackles, one forced fumble and two passes defended at New Orleans (11/13)
- Amassed three solo tackles, two passes defended and one interception returned for a touchdown at Jacksonville (12/4)

### 2015 (Denver 16/4; 3/0):

- Finished with 40 total tackles, 10 passes defended, one interception, one tackle for loss, one forced fumble and one fumble recovery
- Registered five solo tackles, three passes defended and one forced fumble in three postseason games, while helping the Broncos capture Super Bowl 50
- Tallied two solo tackles, one interception and one pass defended at Detroit (9/27)
- Matched a season high with five solo tackles, one forced fumble and one pass defended vs. Minnesota (10/4)
- Notched four solo tackles, one tackle for loss and one pass defended in an overtime victory vs. Cincinnati (12/28)
- Recorded three solo tackles and one forced fumble in the Wild Card Round vs. Pittsburgh (1/17/16)
- Finished with two solo tackles and three passes defended vs. Carolina in Super Bowl 50 (2/7/16)

### 2014 (Denver 16/2; 1/0):

- Registered a career-high 64 total tackles (62 solo), 13 passes defended, five tackles for loss, two forced fumbles, two fumble recoveries and 1.0 sack as a rookie
- Tied for the second-most total tackles (64) and passes defended (13) among rookie cornerbacks in 2014
- Made his NFL debut and recorded seven solo tackles, a season-high three passes defended and one fumble recovery vs. Indianapolis (9/7)
- Notched six solo tackles and two tackles for loss vs. Kansas City



## VETERAN BIOS

(9/16)

- Finished with three solo tackles, 1.0 sack, one quarterback hit, one tackle for loss and two passes defended at the N.Y. Jets (10/12)
- Tallied two solo tackles, one forced fumble, two passes defended and his first-career interception on Patriots QB Tom Brady at New England (11/2)
- Registered four solo tackles, two passes defended, one tackle for loss and one interception at Oakland (11/9)
- Finished with a season-high nine solo tackles, one tackle for loss and one forced fumble vs. Buffalo (12/7)
- Made his postseason debut and recorded two solo tackles and his first-career interception of Colts QB Andrew Luck in the Divisional Round vs. Indianapolis (1/11/15)

### COLLEGE:

- Played three seasons (2011-13) at Ohio State University in Columbus, Ohio after redshirting the 2010 campaign
- Started all 37 games of his collegiate career
- Tallied 44 passes defended and eight interceptions, including two interceptions returned for touchdowns in his career

- Returned two blocked punts for touchdowns and one recovered fumble for a touchdown
- Named a first-team All-Big Ten Conference selection in 2013, when he finished with 69 total tackles (54 solo), three interceptions and 16 passes defended
- Named a second-team All-America selection and first-team all-Big Ten Conference in 2012
- Led the nation and tied a school record with 19 passes defended as a redshirt sophomore
- Finished as the only player in the country to score touchdowns three different ways (interception, fumble recovery, blocked punt)
- Earned the Buckeyes' First Year Defensive Player Award after tying for the team lead with three interceptions as a redshirt freshman in 2011

### PERSONAL:

- Attended Peachtree Ridge High School in Suwanee, Ga.
- Received All-Gwinnett County accolades following his senior year in 2009
- Majored in communications at Ohio State
- Son of Betty and James Roby

### BRADLEY ROBY'S NFL REGULAR SEASON DEFENSIVE STATISTICS

		TACKLES									INTERCEPTIONS					FUMBLES					ST			MISC		
DATE	TEAM	GP	GS	TK	S	A	TFL	YDS	SK	YDS	QBH	NO	YDS	LG	TD	PD	FF	FR	YDS	TK	S	A	FF	FR	S	A
2014	Broncos	16	2	64	62	2	5	11	1.0	3.0	1	2	0	0	0	13	2	1	0	1	1	0	0	1	0	0
2015	Broncos	16	4	40	34	6	1	4	0.0	0.0	0	1	19	19	0	10	1	1	21	0	0	0	0	0	0	0
2016	Broncos	16	4	39	34	5	0	0	1.0	0.0	0	2	102	51t	2	8	1	0	0	0	0	0	0	0	0	0
2017	Broncos	16	4	42	35	7	1	3	1.0	0.0	1	1	0	0	0	17	1	1	0	0	0	0	0	0	0	0
2018	Broncos	15	15	50	45	5	1	2	0.0	0.0	0	1	0	0	0	12	2	0	0	0	0	0	0	0	0	0
NFL TOTALS		79	29	235	210	25	8	20	3.0	3.0	2	7	121	51t	2	60	7	3	21	1	1	0	0	1	0	0

### BRADLEY ROBY'S NFL POSTSEASON DEFENSIVE STATISTICS

TIMOTHY RICE'S CAREER DEFENSIVE STATISTICS																											
		TACKLES								INTERCEPTIONS							FUMBLES					ST				MISC	
DATE	TEAM	GP	GS	TK	S	A	TFL	YDS	SK	YDS	QBH	NO	YDS	LG	TD	PD	FF	FR	YDS	TK	S	A	FF	FR	S	A	
2014	Broncos	1	0	2	2	0	0	0	0.0	0.0	0	1	2	2	0	1	0	0	0	0	0	0	0	0	0	0	
2015	Broncos	3	0	5	5	0	0	0	0.0	0.0	0	0	0	0	0	3	1	0	0	0	0	0	0	0	0	0	
NFL TOTALS		4	0	7	7	0	0	0	0.0	0.0	0	1	2	2	0	4	1	0	0	0	0	0	0	0	0	0	

### SINGLE-GAME HIGHS: DEFENSIVE

<b>Total Tackles</b>	9 at Oakland Raiders, Nov 06, 2016 ...1 more at 9.	<b>Tackles For Loss</b>	2 vs. Kansas City Chiefs, Sep 14, 2014
<b>Sacks</b>	1.0 at Indianapolis Colts, Dec 14, 2017 ...2 more at 1.0.	<b>Interceptions</b>	1 at Arizona Cardinals, Oct 18, 2018 ...6 more at 1.
<b>Passes Defensed</b>	4 at Arizona Cardinals, Oct 18, 2018	<b>Interception Return Yards</b>	51 at Jacksonville Jaguars, Dec 04, 2016 ...1 more at 51.
<b>Forced Fumbles</b>	1 at San Francisco 49ers, Dec 09, 2018 ...6 more at 1.	<b>Special Teams Tackles</b>	1 at Kansas City Chiefs, Nov 30, 2014
<b>Fumble Recoveries</b>	1 at Miami Dolphins, Dec 03, 2017 ...2 more at 1.	<b>Special Teams Fumble Recoveries</b>	1 vs. Indianapolis Colts, Sep 07, 2014


### SINGLE-GAME HIGHS - POSTSEASON: DEFENSIVE

<b>Total Tackles</b>	3 vs. Pittsburgh Steelers, Jan 17, 2016	<b>Interceptions</b>	1 vs. Indianapolis Colts, Jan 11, 2015
<b>Passes Defensed</b>	3 vs. Carolina Panthers, Feb 07, 2016	<b>Interception Return Yards</b>	2 vs. Indianapolis Colts, Jan 11, 2015
<b>Forced Fumbles</b>	1 vs. Pittsburgh Steelers, Jan 17, 2016		

# VETERAN BIOS

## 2018 GAME-BY-GAME REGULAR SEASON STATISTICS (BRONCOS)

2018 GAME BY GAME REGULAR SEASON STATISTICS (GREENSBAY)																															
				TACKLES							INTERCEPTIONS					FUMBLES				ST					MISC						
W	DATE	OPPONENT		TK	S	A	SK	YDS	TFL	YDS	QBH	NO	YDS	LG	TD	PD	FF	FR	YDS	TK	S	A	FF	FR	S	A	W/L	SCORE			
01	09/09	Seahawks	S	2	2	0	0.0	0.0	0	0	0	0	0	0	0	0	0	0	0	0	0	0	0	0	0	0	W	27-24			
02	09/16	Raiders	S	5	5	0	0.0	0.0	0	0	0	0	0	0	0	0	0	0	0	0	0	0	0	0	0	0	W	20-19			
03	09/23	at Ravens	S	2	2	0	0.0	0.0	0	0	0	0	0	0	0	0	0	0	0	0	0	0	0	0	0	0	L	14-27			
04	10/01	Chiefs	S	3	3	0	0.0	0.0	0	0	0	0	0	0	0	1	0	0	0	0	0	0	0	0	0	0	L	23-27			
05	10/07	at Jets	S	0	0	0	0.0	0.0	0	0	0	0	0	0	0	1	0	0	0	0	0	0	0	0	0	0	L	16-34			
06	10/14	Rams	S	1	1	0	0.0	0.0	1	2	0	0	0	0	0	1	0	0	0	0	0	0	0	0	0	0	L	20-23			
07	10/18	at Cardinals	S	2	2	0	0.0	0.0	0	0	0	1	0	0	0	4	0	0	0	0	0	0	0	0	0	0	W	45-10			
08	10/28	at Chiefs	S	6	5	1	0.0	0.0	0	0	0	0	0	0	0	0	0	0	0	0	0	0	0	0	0	0	L	23-30			
09	11/04	Texans		INACTIVE																										L	17-19
11	11/18	at Chargers	S	3	2	1	0.0	0.0	0	0	0	0	0	0	0	2	0	0	0	0	0	0	0	0	0	0	W	23-22			
12	11/25	Steelers	S	6	6	0	0.0	0.0	0	0	0	0	0	0	0	1	1	0	0	0	0	0	0	0	0	0	W	24-17			
13	12/02	at Bengals	S	3	1	2	0.0	0.0	0	0	0	0	0	0	0	1	0	0	0	0	0	0	0	0	0	0	W	24-10			
14	12/09	at 49ers	S	4	4	0	0.0	0.0	0	0	0	0	0	0	0	0	1	0	0	0	0	0	0	0	0	0	L	14-20			
15	12/15	Browns	S	5	4	1	0.0	0.0	0	0	0	0	0	0	0	1	0	0	0	0	0	0	0	0	0	0	L	16-17			
16	12/24	at Raiders	S	3	3	0	0.0	0.0	0	0	0	0	0	0	0	0	0	0	0	0	0	0	0	0	0	0	L	14-27			
17	12/30	Chargers	S	5	5	0	0.0	0.0	0	0	0	0	0	0	0	0	0	0	0	0	0	0	0	0	0	0	L	9-23			
2018 TOTALS			15-15	50	45	5	0.0	0.0	1	2	0	1	0	0	0	12	2	0	0	0	0	0	0	0	0	0	6-10				



# BRENNAN SCARLETT

OUTSIDE LINEBACKER

6-4 | 263 | STANFORD

HOMETOWN: PORTLAND, ORE. | AGE: 25

4TH NFL SEASON | 4TH WITH TEXANS | ACQUIRED: CFA-'16

2018 GP/GS: 12/3 | CAREER GP/GS (POST): 30/8 (2/0)

TEAMS: HOU '16-'18



57

**TRANSACTIONS:** Signed by the Houston Texans as a college free agent on May 5, 2016.

## 2018 (Houston 12/2):

- Finished with 12 total tackles (eight solo), three passes defended, two quarterback hits, one interception, one forced fumble, one fumble recovery and six special teams tackles in 12 games
- Appeared on special teams and contributed to a unit that didn't surrender any punt return yards and limited the Patriots to one kickoff return for 19 yards at New England (9/9)
- Started at JACK and recorded three solo stops at Tennessee (9/16)
- Contributed on defense and special teams vs. the N.Y. Giants (9/23)
- Recorded one special teams tackle at Indianapolis (9/30)
- Contributed on special teams vs. Dallas (10/7)
- Recorded his first career fumble recovery, recovered a blocked punt and tallied one special teams tackle vs. Buffalo (10/14)
- Led the team with two special teams tackles at Jacksonville (10/21)
- Recorded two total tackles vs. Miami (10/25)
- Registered one solo stop, one quarterback hit, one pass defended and one special teams tackle at Denver (11/4)
- Recorded three total tackles (two solo), one quarterback hit, two passes defended and his first-career interception at Washington (11/18)
- Tallied three total tackles (two solo), one special teams tackle and one forced fumble vs. Tennessee (11/26). Became the first Texans player to record that stat line since Fred Bennett vs. Chicago in Week 17 of the 2008 season
- Contributed on special teams vs. Cleveland (12/2)
- Placed on the Reserve/Injured list on Dec. 8, 2018

## 2017 (Houston 11/5):

- Set single-season career highs in total tackles (26), sacks (2.0), passes defended (one), quarterback hits (three), tackles for loss (six), games played (11) and games started (five) despite missing the final five weeks of the season
- Ranked third on the team in tackles for loss
- Notched his first career start and produced four total tackles vs. Cleveland (10/15)
- Started his second-consecutive game and recorded the first pass defended of his career at Seattle (10/29)
- Made his third-consecutive start and posted a career-best four solo tackles with his first tackle for loss of the season vs. Indianapolis (11/5)

- Tallied four total tackles, two quarterback hits, three tackles for loss and the first two sacks of his career on the same drive at the Los Angeles Rams (11/12). He joined DE/OLB Jadeveon Clowney, ILB Benardrick McKinney and S Eddie Pleasant as the fourth Texan to record 2.0-or-more sacks in a game during the 2017 season
- Tied a career high with four total tackles and logged his second career game of multiple tackles for loss at Baltimore (11/27)
- Placed on the Reserve/Injured list on Dec. 4

## 2016 (Houston 7/0, 2/0):

- Tallied 10 total tackles (three solo) and one tackle for loss as a rookie
- Made his NFL debut and contributed with one special teams tackle vs. Kansas City (9/18)
- Saw his first action on defense and recorded one tackle at New England (9/22) in Week 3
- Tied for the team lead with a career-high two special teams tackles at Minnesota (10/9) in Week 5
- Placed on the Reserve/Injured list on Oct. 19
- Activated from the Reserve/Injured Designated for Return list on Dec. 17
- Played in his first game since Week 6 and tallied a career-high four total tackles (one solo) vs. Jacksonville (12/18) in Week 15
- Inactive for Week 16 vs. Cincinnati (12/24)
- Tied a single-game career high with four total tackles, including his first career tackle for loss, at Tennessee (1/1/17) in Week 17
- Played as a reserve linebacker and contributed on special teams in both postseason contests

## COLLEGE:

- Played one season at Stanford (Calif.) University (2015) after transferring from the University of California, Berkeley, where he played three seasons (2011-12; 14)
- His first roommate at California was former Texans TE Stephen Anderson
- Redshirted the 2013 campaign at California due to injury
- Played in 17 games with 14 starts over four seasons with Cal but missed the entire 2013 campaign and significant portions of the 2011 and 2014 seasons due to injury
- Registered career totals of 54 total tackles, 9.0 tackles for loss (42 yards), 4.5 sacks (34 yards), three pass breakups, three forced fumbles and six quarterback hurries with the Golden Bears
- Led the Cardinal to a Rose Bowl victory over Iowa in January 2016 in his lone season with the program

## VETERAN BIOS

- Joined Stanford as the program's first-ever graduate transfer
- That season, earned All-Pac-12 honorable mention after playing in 14 games and compiling 37 total tackles, 8.0 tackles for loss, 5.5 sacks and two pass breakups

### PERSONAL:

- Prepped at Central Catholic High School in Portland, Ore.
- Earned varsity letters in football, swimming and track and field
- 2010 U.S. Army All-American Bowl
- 2010 PrepStar All-America
- 2010 SuperPrep All-America
- 31 total tackles in first two games of senior season
- 59 total tackles, 6.0 sacks, one interception and three forced

- fumbles as a junior
- 43 total tackles, 4.0 sacks and three forced fumbles as a sophomore
- National Federation of High School Awards for Excellence
- Multnomah Athletic Club Scholar Student Award
- Son of Paul and Suzy Scarlett
- Father ran track at BYU
- Two siblings, Cam and Isabella
- Grandfather, great-grandfather, uncle and multiple cousins attended Stanford
- Maternal grandfather, John Evans, was governor of Idaho from 1977-87
- Graduated from Cal's prestigious Haas School of Business in May of 2015 with a bachelor's degree in business administration

### BRENNAN SCARLETT'S NFL REGULAR SEASON DEFENSIVE STATISTICS

DATE	TEAM	GP	GS	TK	S	A	TACKLES			QBH	NO	INTERCEPTIONS			PD	FUMBLES			TK	ST			MISC		
							TFL	YDS	SK			YDS	LG	TD		FF	FR	YDS		S	A	FF	FR	S	A
2016	Texans	7	0	10	3	7	1	1	0.0	0.0	0	0	0	0	0	0	0	0	3	3	0	0	0	0	0
2017	Texans	11	5	26	19	7	6	17	2.0	11.0	3	0	0	0	1	0	0	0	3	2	1	0	0	0	0
2018	Texans	12	3	12	8	4	0	0	0.0	0.0	2	1	8	8	0	3	1	0	0	6	4	2	0	1	0
NFL TOTALS		30	8	48	30	18	7	18	2.0	11.0	5	1	8	8	0	4	1	0	0	12	9	3	0	1	0

### BRENNAN SCARLETT'S NFL POSTSEASON DEFENSIVE STATISTICS

DATE	TEAM	GP	GS	TK	S	A	TACKLES			QBH	NO	INTERCEPTIONS			PD	FUMBLES			TK	ST			MISC		
							TFL	YDS	SK			YDS	LG	TD		FF	FR	YDS		S	A	FF	FR	S	A
2016	Texans	2	0	0	0	0	0	0	0.0	0.0	0	0	0	0	0	0	0	0	1	1	0	0	0	0	0
2018	Texans	0	0	0	0	0	0	0	0.0	0.0	0	0	0	0	0	0	0	0	0	0	0	0	0	0	0
NFL TOTALS		2	0	0	0	0	0	0	0.0	0.0	0	0	0	0	0	0	0	0	0	1	1	0	0	0	0

### SINGLE-GAME HIGHS: DEFENSIVE

<b>Total Tackles</b>	4 at Baltimore Ravens, Nov 27, 2017 ...6 more at 4.	<b>Interceptions</b>	1 at Washington Redskins, Nov 18, 2018
<b>Sacks</b>	2.0 at Los Angeles Rams, Nov 12, 2017	<b>Interception Return Yards</b>	8 at Washington Redskins, Nov 18, 2018
<b>Passes Defensed</b>	2 at Washington Redskins, Nov 18, 2018	<b>Special Teams Tackles</b>	2 at Jacksonville Jaguars, Oct 21, 2018 ...2 more at 2.
<b>Forced Fumbles</b>	1 vs. Tennessee Titans, Nov 26, 2018	<b>Special Teams Fumble Recoveries</b>	1 vs. Buffalo Bills, Oct 14, 2018
<b>Tackles For Loss</b>	3 at Los Angeles Rams, Nov 12, 2017		

### SINGLE-GAME HIGHS - POSTSEASON: DEFENSIVE

<b>Special Teams Tackles</b>	1 at New England Patriots, Jan 14, 2017
------------------------------	---



# VETERAN BIOS

## 2018 GAME-BY-GAME REGULAR SEASON STATISTICS (TEXANS)

W	DATE	OPPONENT		TACKLES							INTERCEPTIONS					FUMBLES			ST					MISC			W/L	SCORE
				TK	S	A	SK	YDS	TFL	YDS	QBH	NO	YDS	LG	TD	PD	FF	FR	YDS	TK	S	A	FF	FR	S	A		
01	09/09	at Patriots	P	0	0	0	0.0	0.0	0	0	0	0	0	0	0	0	0	0	0	0	0	0	0	0	0	L	20-27	
02	09/16	at Titans	S	3	3	0	0.0	0.0	0	0	0	0	0	0	0	0	0	0	0	0	0	0	0	0	0	L	17-20	
03	09/23	Giants	P	0	0	0	0.0	0.0	0	0	0	0	0	0	0	0	0	0	0	0	0	0	0	0	0	L	22-27	
04	09/30	at Colts	P	0	0	0	0.0	0.0	0	0	0	0	0	0	0	0	0	0	1	1	0	0	0	0	0	W	37-34+	
05	10/07	Cowboys	P	0	0	0	0.0	0.0	0	0	0	0	0	0	0	0	0	0	0	0	0	0	0	0	0	W	19-16+	
06	10/14	Bills	P	0	0	0	0.0	0.0	0	0	0	0	0	0	0	0	0	0	1	1	0	0	1	0	0	W	20-13	
07	10/21	at Jaguars	P	0	0	0	0.0	0.0	0	0	0	0	0	0	0	0	0	0	2	1	1	0	0	0	0	W	20-7	
08	10/25	Dolphins	P	2	0	2	0.0	0.0	0	0	0	0	0	0	0	0	0	0	0	0	0	0	0	0	0	W	42-23	
09	11/04	at Broncos	S	1	1	0	0.0	0.0	0	0	1	0	0	0	0	1	0	0	0	1	1	0	0	0	0	W	19-17	
11	11/18	at Redskins	S	3	2	1	0.0	0.0	0	0	1	1	8	8	0	2	0	0	0	0	0	0	0	0	0	W	23-21	
12	11/26	Titans	P	3	2	1	0.0	0.0	0	0	0	0	0	0	0	0	1	0	0	1	0	1	0	0	0	W	34-17	
13	12/02	Browns	P	0	0	0	0.0	0.0	0	0	0	0	0	0	0	0	0	0	0	0	0	0	0	0	0	W	29-13	
14	12/09	Colts																								L	21-24	
15	12/15	at Jets																								W	29-22	
16	12/23	at Eagles																								L	30-32	
17	12/30	Jaguars																								W	20-3	
2018 TOTALS			12-3	12	8	4	0.0	0.0	0	0	2	1	8	8	0	3	1	0	0	6	4	2	0	1	0	0	11-5	

+ - Overtime

## 2018 GAME-BY-GAME POSTSEASON STATISTICS (TEXANS)

			TACKLES							INTERCEPTIONS					FUMBLES			ST					MISC				
W	DATE	OPPONENT	TK	S	A	SK	YDS	TFL	YDS	QBH	NO	YDS	LG	TD	PD	FF	FR	YDS	TK	S	A	FF	FR	S	A	W/L	SCORE
01	01/05	Colts	RESERVE/INJURED																							L	7-21
2018 TOTALS			0	0	0	0.0	0.0	0	0	0	0	0	0	0	0	0	0	0	0	0	0	0	0	0	0	0-1	



# MAURQUICE SHAKIR

GUARD

6-4 | 326 | MIDDLE TENNESSEE STATE

HOMETOWN: LOS ANGELES, CALIF. | AGE: 25

2ND NFL SEASON | 1ST WITH TEXANS | ACQUIRED: FA-'18

CAREER GP/GS: 0/0

TEAMS: BAL '17-'18; HOU '18



61

**TRANSACTIONS:** Signed by the Baltimore Ravens as a college free agent on May 5, 2017...Waived by the Ravens on Sept. 2, 2017...Signed to the Ravens practice squad on Sept. 3, 2017...Signed to the Ravens active roster on Oct. 31, 2017...Re-signed by the Ravens on March 14, 2018...Waived by the Ravens on Sept. 1, 2018...Signed to the Houston Texans practice squad on Dec. 12, 2018...Signed by the Texans on Jan. 7, 2019.

## 2018 (Houston 0/0):

- Spent the offseason and preseason with the Ravens
- Signed to the Texans practice squad prior to Week 15
- Spent Weeks 15-17 and the postseason as a member of the Texans practice squad

## 2017 (Baltimore 0/0):

- Spent Weeks 1-8 on the Ravens practice squad
- Elevated to the Ravens active roster prior to Week 9
- Inactive Weeks 9-17

## COLLEGE:

- Played three seasons (2014-16) at Middle Tennessee State in Murfreesboro, Tenn. after spending two seasons (2012-13) at

Santa Monica (Calif.) College

- Appeared in 26 games (25 starts) over three seasons at Middle Tennessee State after starting all 21 games at Santa Monica College
- Started 13 games at guard for an offense that allowed the fewest sacks in Conference USA and produced a 1,000-yard rusher, 1,000-yard receiver and set single-season records in points, touchdowns and total yards in 2016
- Named third-team All-Conference USA by *Phil Steele* and earned All-Conference USA honorable mention as a senior
- Started 12 games as a junior in 2015, helping the Blue Raiders post a 4,000-yard passer and two 1,000-yard receivers in a season for the first time in program history
- Started 21 games at Santa Monica college in 2012 and 2013, helping the team compile a combined 17-4 record in his two seasons

## PERSONAL:

- Attended Palisades Charter High School in Pacific Palisades, Calif.
- Led the team in pancake blocks and earned first-team all-city and all-district after starting all 13 games as a senior in 2011
- Named runner-up for Offensive Lineman of the Year

## MAURQUICE SHAKIR'S NFL REGULAR SEASON STATISTICS

DATE TEAM	GP	GS
2017 Ravens	0	0
2018 Ravens	0	0
2018 Texans	0	0
2018 TOTAL	0	0
NFL TOTALS	0	0

## MAURQUICE SHAKIR'S NFL POSTSEASON STATISTICS

DATE TEAM	GP	GS
2018 Texans	0	0
NFL TOTALS	0	0

# VETERAN BIOS


## 2018 GAME-BY-GAME REGULAR SEASON STATISTICS (RAVENS/TEXANS)

W	DATE	OPPONENT	P/S		W/L	SCORE
01	09/09	Bills		NOT ON ROSTER	W	47-3
02	09/13	at Bengals		NOT ON ROSTER	L	23-34
03	09/23	Broncos		NOT ON ROSTER	W	27-14
04	09/30	at Steelers		NOT ON ROSTER	W	26-14
05	10/07	at Browns		NOT ON ROSTER	L	9-12+
06	10/14	at Titans		NOT ON ROSTER	W	21-0
07	10/21	Saints		NOT ON ROSTER	L	23-24
08	10/28	at Panthers		NOT ON ROSTER	L	21-36
09	11/04	Steelers		NOT ON ROSTER	L	16-23
11	11/18	Bengals		NOT ON ROSTER	W	24-21
12	11/25	Raiders		NOT ON ROSTER	W	34-17
13	12/02	at Falcons		NOT ON ROSTER	W	26-16
14	12/09	at Chiefs		NOT ON ROSTER	L	24-27+
				Went from <b>Ravens</b> to <b>Texans</b> .		
15	12/15	at Jets		PRACTICE SQUAD	W	29-22
16	12/23	at Eagles		PRACTICE SQUAD	L	30-32
17	12/30	Jaguars		PRACTICE SQUAD	W	20-3
<b>2018 TOTALS</b>		<b>0-0</b>			<b>9-7</b>	

+ - Overtime

## 2018 GAME-BY-GAME POSTSEASON STATISTICS (TEXANS)

W	DATE	OPPONENT	P/S		W/L	SCORE
01	01/05	Colts		PRACTICE SQUAD	L	7-21
<b>2018 TOTALS</b>		<b>0-0</b>			<b>0-1</b>	



# VYNCINT SMITH

WIDE RECEIVER

6-3 | 202 | LIMESTONE

HOMETOWN: COLUMBIA, S.C. | AGE: 23

2ND NFL SEASON | 2ND WITH TEXANS | ACQUIRED: CFA-'18

2018 GP/GS (POST): 7/1 (1/0) | CAREER GP/GS (POST): 7/1 (1/0)

TEAMS: HOU '18



17

**TRANSACTIONS:** Signed by the Houston Texans as a college free agent on May 11, 2018.

## 2018 (Houston 7/1; 1/0):

- Recorded five receptions for 91 yards (18.2 avg.) and one touchdown in seven games as a rookie
- Started at WR in his NFL debut at New England (9/9)
- Became the first rookie college free agent to start in Week 1 for the Texans in franchise history
- Contributed on special teams at Tennessee (9/16)
- Made his first career reception, a 28-yard completion from QB Deshaun Watson, in the fourth quarter vs. the N.Y. Giants (9/23)
- Inactive Weeks 4-7
- Contributed on offense vs. Miami (10/25)
- Appeared on offense at Denver (11/4)
- Inactive Weeks 11-15
- Recorded one reception for 35 yards (35.0 avg.) and his first-career touchdown reception at Philadelphia (12/23). Caught a 35-yard touchdown pass from Deshaun Watson in the fourth quarter to give the Texans a 30-29 lead
- Recorded a single-game career-high three receptions for 28 receiving yards (9.3 avg.) vs. Jacksonville (12/30)
- Contributed on offense in his postseason debut in the Wild Card Round vs. Indianapolis (1/5)

## CAREER AT LIMESTONE:

- Played four seasons (2014-17) at Limestone College in Gaffney, S.C.
- Totaled 153 catches for 2,371 yards and 11 touchdowns in 30 career games (26 starts) for the Saints
- Set a single-season school record for receiving yards (849) as a senior in 2017

## 2017 (Limestone):

- 2017 second-team All-South Atlantic Conference
- Racked up 849 yards receiving with 49 receptions and three touchdowns in 10 games played

## 2016 (Limestone):

- Started in all 11 games during junior campaign
- Compiled 709 receiving yards with 44 receptions and four touchdowns
- Averaged 16.1 yards per reception and 64.5 receiving yards per game
- Tallied a 41-yard touchdown catch in a 35-6 win at Shaw (9/3)

- Finished with 119 yards and two touchdowns on six receptions against Mars Hill (9/17)
- Recorded 91 yards on eight catches in a 31-13 win at Lenoir-Rhyne (9/24)
- Registered 106 yards behind four catches at Carson-Newman (10/29)
- Wrapped up the year with a 107-yard receiving performance against North Greenville (11/12)

## 2015 (Limestone):

- Appeared in all 10 games during sophomore season, making nine starts
- Led the team with four receiving touchdowns
- Ranked second on the team with 32 catches for 418 yards
- Posted eight catches for 88 yards and a touchdown against No. 22-ranked Lenoir-Rhyne (9/26)
- Recorded a career-best 74-yard touchdown reception in a loss at UNC Pembroke (11/14)

## 2014 (Limestone):

- Played in nine games, making six starts as a true freshman
- Ranked second on the team with 395 yards receiving
- Hauled in 28 receptions for 43.9 yards per game
- Recorded 14.1 yards per catch
- Finished with eight receptions for a season-best 162 yards at Kentucky Wesleyan (11/1)

## PERSONAL:

- Born in Bad Windsheim, Germany
- Son of Yolanda and Vernon Smith
- Has one older sister, Vynnessa, and three young siblings: Victor, Vandyn and Veronique
- Older sister ran track at Kennesaw State and plays for the Atlanta Steam of the Professional Women's Football League
- Was a member of Team Blaze, finishing second in the nation in the 4x100
- Graduated high school with a 3.6 GPA
- Majored in Mathematics
- Westwood High School: Played two seasons with the Redhawks
- Was an All-Region selection during senior season after hauling in 31 receptions for 503 yards and four touchdowns
- Guided team to a 7-5 finish and playoff appearance as a senior
- Finished with more than 500 yards receiving and four touchdowns during junior campaign
- Also competed with the track team
- Helped led the team to a 3A region runner-up finish



# VETERAN BIOS

## SINGLE-GAME HIGHS: RUSHING/RECEIVING

### Receptions

3 vs. Jacksonville Jaguars, Dec 30, 2018

### Receiving Yards

35 at Philadelphia Eagles, Dec 23, 2018

### Longest Receptions

35t at Philadelphia Eagles, Dec 23, 2018

### Receiving TDs

1 at Philadelphia Eagles, Dec 23, 2018

### All-purpose yards

35 at Philadelphia Eagles, Dec 23, 2018

### Most TDs

1 at Philadelphia Eagles, Dec 23, 2018

## 2018 GAME-BY-GAME REGULAR SEASON STATISTICS (TEXANS)

W	DATE	OPPONENT	P/S	RECEIVING				RUSHING				TD	W/L	SCORE
				NO	YDS	LG	TD	ATT	YDS	LG				
01	09/09	at Patriots	S	0	0	0	0	0	0	0	0	0	L	20-27
02	09/16	at Titans	P	0	0	0	0	0	0	0	0	0	L	17-20
03	09/23	Giants	P	1	28	28	0	0	0	0	0	0	L	22-27
04	09/30	at Colts					INACTIVE						W	37-34+
05	10/07	Cowboys					INACTIVE						W	19-16+
06	10/14	Bills					INACTIVE						W	20-13
07	10/21	at Jaguars					INACTIVE						W	20-7
08	10/25	Dolphins	P	0	0	0	0	0	0	0	0	0	W	42-23
09	11/04	at Broncos	P	0	0	0	0	0	0	0	0	0	W	19-17
11	11/18	at Redskins					INACTIVE						W	23-21
12	11/26	Titans					INACTIVE						W	34-17
13	12/02	Browns					INACTIVE						W	29-13
14	12/09	Colts					INACTIVE						L	21-24
15	12/15	at Jets					INACTIVE						W	29-22
16	12/23	at Eagles	P	1	35	35t	1	0	0	0	0	0	L	30-32
17	12/30	Jaguars	P	3	28	10	0	0	0	0	0	0	W	20-3
<b>2018 TOTALS</b>			<b>7-1</b>	<b>5</b>	<b>91</b>	<b>35t</b>	<b>1</b>	<b>0</b>	<b>0</b>	<b>0</b>	<b>0</b>	<b>0</b>	<b>11-5</b>	

+ - Overtime

## 2018 GAME-BY-GAME POSTSEASON STATISTICS (TEXANS)

W	DATE	OPPONENT	P/S	RECEIVING				RUSHING				TD	W/L	SCORE
				NO	YDS	LG	TD	ATT	YDS	LG				
01	01/05	Colts	P	0	0	0	0	0	0	0	0	0	L	7-21
<b>2018 TOTALS</b>			<b>1-0</b>	<b>0</b>	<b>0</b>	<b>0</b>	<b>0</b>	<b>0</b>	<b>0</b>	<b>0</b>	<b>0</b>	<b>0</b>	<b>0-1</b>	



## DAVID STEINMETZ

TACKLE

6-8 | 321 | PURDUE

HOMETOWN: GRAFTON, MASS. | AGE: 24

1ST NFL SEASON | 1ST WITH TEXANS | ACQUIRED: FA - '18

CAREER GP/GS: 0/0

TEAMS: HOU '18; MIA '18



79

**TRANSACTIONS:** Originally signed by the Miami Dolphins as a college free agent on May 10, 2018...Waived by the Dolphins on Sept. 1, 2018...Signed to the Houston Texans practice squad on Nov. 20, 2018...Signed by the Texans on Jan. 7, 2019.

### 2018 (Houston 0/0):

- Spent the offseason and preseason with the Dolphins
- Signed to the Texans practice squad prior to Week 12
- Spent Weeks 12-17 and the postseason on the Texans practice squad

### CAREER:

- Played one season (2017) at Purdue University in West Lafayette, Ind. after playing three seasons (2014-16) at the University of Rhode Island in Kingston, R.I. and redshirting the 2013 season
- Appeared in 46 career games with 44 starts during his collegiate career

### 2017 (Purdue):

- Started all 13 games at right tackle for the Boilermakers
- Earned All-Big Ten honorable mention in his lone season at Purdue
- Blocked for an offense that averaged 403.1 yards per game

### 2016 (Rhode Island):

- Started all 11 games as a junior
- Started nine games at right tackle and two games at left tackle
- Started at right tackle and helped the Rams rush for a season-high 226 yards and two touchdowns at Elon (11/12)
- Helped the Rams rush for 170 yards and only allow one sack at Kansas (9/3)

### 2015 (Rhode Island):

- Started all 11 games at right tackle as a redshirt sophomore

### 2014 (Rhode Island):

- Appeared in 11 games with nine starts as a redshirt freshman for the Rams
- Part of an offensive line that surrendered only 22.0 sacks all season, the second-fewest in the Colonial Athletic Association

### 2013 (Rhode Island):

- Redshirted the season

### PERSONAL:

- Attended Grafton (Mass.) High School and played four seasons of football and three seasons of track and field
- Named team captain as a senior in 2012
- Son of Mark and Deb Steinmetz
- Has one sister, Marita
- Enjoys hunting, fishing, off-roading, hiking and anything outdoors
- Majored in criminology and criminal justice and began his master's in leadership

### DAVID STEINMETZ'S NFL REGULAR SEASON STATISTICS

DATE TEAM	GP	GS
2018 Dolphins	0	0
2018 Texans	0	0
2018 TOTAL	0	0
NFL TOTALS	0	0

### DAVID STEINMETZ'S NFL POSTSEASON STATISTICS

DATE TEAM	GP	GS
2018 Texans	0	0
NFL TOTALS	0	0

# VETERAN BIOS

## 2018 GAME-BY-GAME REGULAR SEASON STATISTICS (DOLPHINS/TEXANS)

W	DATE	OPPONENT	P/S		W/L	SCORE
01	09/09	Titans		DID NOT PLAY	W	27-20
02	09/16	at Jets		DID NOT PLAY	W	20-12
03	09/23	Raiders		DID NOT PLAY	W	28-20
04	09/30	at Patriots		DID NOT PLAY	L	7-38
05	10/07	at Bengals		DID NOT PLAY	L	17-27
06	10/14	Bears		DID NOT PLAY	W	31-28+
07	10/21	Lions		NOT ON ROSTER	L	21-32
08	10/25	at Texans		NOT ON ROSTER	L	23-42
09	11/04	Jets		NOT ON ROSTER	W	13-6
10	11/11	at Packers		NOT ON ROSTER	L	12-31
Went from <b>Dolphins</b> to <b>Texans</b> .						
12	11/26	Titans		PRACTICE SQUAD	W	34-17
13	12/02	Browns		PRACTICE SQUAD	W	29-13
14	12/09	Colts		PRACTICE SQUAD	L	21-24
15	12/15	at Jets		PRACTICE SQUAD	W	29-22
16	12/23	at Eagles		PRACTICE SQUAD	L	30-32
17	12/30	Jaguars		PRACTICE SQUAD	W	20-3
<b>2018 TOTALS</b>		<b>0-0</b>			<b>9-7</b>	

+ - Overtime

## 2018 GAME-BY-GAME POSTSEASON STATISTICS (TEXANS)

W	DATE	OPPONENT	P/S		W/L	SCORE
01	01/05	Colts		PRACTICE SQUAD	L	7-21
<b>2018 TOTALS</b>		<b>0-0</b>			<b>0-1</b>	



# JORDAN THOMAS

TIGHT END

6-5 | 277 | MISSISSIPPI STATE

HOMETOWN: SUMRALL, MISS. | AGE: 22

2ND NFL SEASON | 2ND WITH TEXANS | ACQUIRED: D6B-'18

2018 GP/GS (POST): 16/10 (1/1) | CAREER GP/GS (POST): 16/10 (1/1)

TEAMS: HOU '18



83

**TRANSACTIONS:** Selected by the Houston Texans with the 37th pick of the sixth round (211th overall) in the 2018 NFL Draft.

## 2018 (Houston 16/11; 1/1):

- Finished with 20 receptions for 215 yards (10.8 avg.) and four touchdowns as a rookie
- Tied Andre Johnson (four) for the second-most touchdowns receptions in a season by a rookie in franchise history
- Made his NFL debut and caught one pass for 27 yards at New England (9/9)
- Made the first start of his NFL career at Tennessee (9/16)
- Notched a career-high 53 yards receiving, including a 39-yard reception vs. the N.Y. Giants (9/23)
- Started at tight end at Indianapolis (9/30)
- Caught one pass for 11 yards vs. Dallas (10/7)
- Started at tight end vs. Buffalo (10/14)
- Started at tight end and helped the Texans rush for 141 yards at Jacksonville (10/21)
- Registered 29 receiving yards on a career-high four receptions (7.3 avg.) and his first two career touchdowns vs. Miami (10/25). Tied a franchise record for the most touchdown receptions in a game by a rookie, matching Andre Johnson, Owen Daniels and Jaelen Strong
- Started at tight end and caught a seven-yard touchdown pass from QB Deshaun Watson at Denver (11/4). Joined Owen Daniels as the only rookie tight ends to record touchdowns in back-to-back games in franchise history
- Caught one pass for 11 yards to set up K Ka'imi Fairbairn's 54-yard field goal to take the lead in the fourth quarter at Washington (11/18)
- Tallied one reception for six yards vs. Tennessee (11/26)
- Registered three receptions for 32 yards (10.7 avg.) and a touchdown vs. Cleveland (12/2)
- Recorded 31 receiving yards on four receptions (7.8 avg.) vs. Indianapolis (12/9)
- Caught one pass for two yards (2.0 avg.) at the N.Y. Jets (12/15)
- Contributed on offense at Philadelphia (12/23)
- Recorded one reception for six yards (6.0 avg.) vs. Jacksonville (12/30)

## CAREER AT MISSISSIPPI STATE:

- Played two seasons (2016-17) at Mississippi State University in

Starkville, Miss. after transferring from East Central Community College in Decatur, Miss (2014-15)

- Played both tight end and wide receiver at Mississippi State
- Caught 31 passes for 311 yards and four touchdowns in 25 career games (five starts) at Mississippi State
- Was selected to play in the 2018 East-West Shrine Game

## 2017 (Mississippi State):

- MSU's third-leading receiver who saw most of his action at wide receiver, but also played tight end
- Caught 22 passes for 263 yards and three touchdowns in 13 games (five starts)
- Ranked second on the team in receiving yards
- Recorded at least one catch in 12-of-13 games
- Made two catches for 25 yards and one touchdown at Louisiana Tech (9/9)
- In his first career start, reeled in three passes for 28 yards and a 10-yard touchdown against Kentucky (10/21)
- Best game of his career came against Ole Miss (11/23), making four catches for 65 yards

## 2016 (Mississippi State):

- Played in the final 12 games of the season, catching nine passes for 48 yards and a score
- Had two catches for seven yards and a touchdown in his debut against South Carolina (9/10)

## 2015 (East Central CC):

- Caught 16 passes for 207 yards and three touchdowns in seven games played for the Warriors in 2015

## 2014 (East Central CC):

- Hauled in 16 passes for 138 yards and one touchdown during his freshman season in 2014
- Coached by Ken Karcher
- Also played basketball for East Central CC

## PERSONAL:

- Son of Robert and Monique Thomas
- Has three siblings – Robresha, Monesha and Shankea
- Attended Sumrall High School
- Majored in interdisciplinary studies



# VETERAN BIOS

## SINGLE-GAME HIGHS: RUSHING/RECEIVING

### Receptions

4 vs. Indianapolis Colts, Dec 09, 2018  
...1 more at 4.

### Receiving Yards

53 vs. New York Giants, Sep 23, 2018

### Longest Receptions

39 vs. New York Giants, Sep 23, 2018

### Receiving TDs

2 vs. Miami Dolphins, Oct 25, 2018

### All-purpose yards

53 vs. New York Giants, Sep 23, 2018

### Most TDs

2 vs. Miami Dolphins, Oct 25, 2018

## 2018 GAME-BY-GAME REGULAR SEASON STATISTICS (TEXANS)

W	DATE	OPPONENT	P/S	RECEIVING				RUSHING				TD	W/L	SCORE
				NO	YDS	LG	TD	ATT	YDS	LG				
01	09/09	at Patriots	P	1	27	27	0	0	0	0	0	0	L	20-27
02	09/16	at Titans	S	0	0	0	0	0	0	0	0	0	L	17-20
03	09/23	Giants	S	2	53	39	0	0	0	0	0	0	L	22-27
04	09/30	at Colts	S	0	0	0	0	0	0	0	0	0	W	37-34+
05	10/07	Cowboys	P	1	11	11	0	0	0	0	0	0	W	19-16+
06	10/14	Bills	S	0	0	0	0	0	0	0	0	0	W	20-13
07	10/21	at Jaguars	S	0	0	0	0	0	0	0	0	0	W	20-7
08	10/25	Dolphins	S	4	29	13t	2	0	0	0	0	0	W	42-23
09	11/04	at Broncos	S	1	7	7t	1	0	0	0	0	0	W	19-17
11	11/18	at Redskins	S	1	11	11	0	0	0	0	0	0	W	23-21
12	11/26	Titans	S	1	6	6	0	0	0	0	0	0	W	34-17
13	12/02	Browns	P	3	32	15	1	0	0	0	0	0	W	29-13
14	12/09	Colts	S	4	31	14	0	0	0	0	0	0	L	21-24
15	12/15	at Jets	P	1	2	2	0	0	0	0	0	0	W	29-22
16	12/23	at Eagles	P	0	0	0	0	0	0	0	0	0	L	30-32
17	12/30	Jaguars	P	1	6	6	0	0	0	0	0	0	W	20-3
2018 TOTALS			16-10	20	215	39	4	0	0	0	0	0	11-5	

+ - Overtime

## 2018 GAME-BY-GAME POSTSEASON STATISTICS (TEXANS)

W	DATE	OPPONENT	P/S	RECEIVING				RUSHING				TD	W/L	SCORE
				NO	YDS	LG	TD	ATT	YDS	LG				
01	01/05	Colts	S	0	0	0	0	0	0	0	0	0	L	7-21
2018 TOTALS			1-1	0	0	0	0	0	0	0	0	0	0-1	



# CARLOS WATKINS

DEFENSIVE END

6-3 | 297 | CLEMSON

HOMETOWN: MOORESBORO, N.C. | AGE: 25

3RD NFL SEASON | 3RD WITH TEXANS | ACQUIRED: D4B-'17

2018 GP/GS: 4/0 | CAREER GP/GS: 16/6

TEAMS: HOU '17-'18



91

**TRANSACTIONS:** Selected by the Houston Texans with the 36th pick in the fourth round (142nd overall) of the 2017 NFL Draft.

## 2018 (Houston 4/0; 0/0):

- Finished with three total tackles (two solo), one quarterback hit, one tackle for loss and 1.0 sack in four games
- Inactive in Weeks 1-6
- Active, but did not play Week 7 at Jacksonville (10/21)
- Made his season debut vs. Miami (10/25)
- Contributed on defense and special teams at Denver (11/4)
- Inactive Weeks 11-15
- Contributed on defense and special teams at Philadelphia (12/23)
- Finished with three total tackles (two solo), 1.0 sack, one quarterback hit and one tackle for loss vs. Jacksonville (12/30). Sacked Jaguars QB Blake Bortles for a loss of two yards in the fourth quarter for his first career sack
- Inactive in the Wild Card Round vs. Indianapolis (1/5)

## 2017 (Houston 12/6):

- Recorded 21 total tackles (nine solo), three tackles for loss and one pass defended in 12 games as a rookie in 2017
- Made his NFL debut and recorded one tackle vs. Tennessee (10/1)
- Started his first career game and produced three total tackles and his first tackle for loss vs. Indianapolis (11/5)
- Notched his second consecutive start and made two total tackles, one tackle for loss and tallied his first career pass defended at the Los Angeles Rams (11/12)
- Registered two total tackles and one tackle for loss at Baltimore (12/3)
- Made his fifth start of the season and produced a pair of tackles vs. Pittsburgh (12/25)
- Notched a career-best five total tackles at Indianapolis (12/31)

## COLLEGE:

- Played five seasons (2012-16) at Clemson (S.C.) University
- Received a medical redshirt for the 2013 campaign after sustaining injuries in a car crash
- Finished his Tigers career with 191 total tackles, 26 tackles for loss and 14 sacks in 1,666 snaps over 53 games (30 starts)
- Tallied 24 career games with at least one tackle for loss, and

Clemson was 22-2 in those contests

- Played and roomed with Texans NT D.J. Reader at Clemson
- Earned Senior Bowl invitation
- CFP National Champion (2016)
- CBS Sports first-team All-American (2016)
- Associated Press second-team All-American (2016)
- Phil Steele fourth-team All-American (2016)
- ESPN All-Bowl Team (2016)
- First-team All-ACC (media, coaches)
- Logged 82 total tackles, 13.5 for loss and 10.5 sacks in 758 snaps over 15 games (15 starts) in his senior campaign
- His sack total in 2016 was the highest by a Clemson defensive tackle in history, breaking the mark of 10.0 held by Jim Stuckey, William Perry and Michael Dean Perry
- A first-team All-ACC (media) and second-team All-ACC (coaches) selection as a junior in 2015
- Registered 69 tackles, eight tackles for loss and 3.5 sacks in 570 snaps over 15 games (14 starts) in 2015
- Recorded 13 tackles, two tackles for loss and four quarterback pressures in 135 snaps over 11 games as a redshirt sophomore in 2014
- Tallied 11 total tackles, 1.5 tackles for loss and one quarterback pressure in 90 snaps over three games (one start) in 2013
- Recorded 16 total tackles, one tackle for loss and three quarterback pressures in 113 snaps over nine games in his first season with the Tigers

## PERSONAL:

- Attended Chase High School in Forest City, N.C.
- Rated as the No. 55 player and No. 7 defensive lineman in the nation as well as No. 4 player in North Carolina by 247Sports.com
- No. 104 overall player and No. 8 defensive tackle in the nation as well as No. 5 player in North Carolina by Rivals.com
- No. 8 defensive tackle in the nation by Scout.com
- Notched 15.0 sacks, one interception and five forced fumbles as a senior
- Made 50 tackles, 29 tackles for loss and 14.0 sacks as a junior
- Played in the U.S. Army All-American game and the Shrine Bowl
- Averaged over 21 points and 10 rebounds per game in basketball as a junior
- Cousin of former Clemson defensive end Dane Rogers
- Earned undergraduate degree in sociology in December 2016

# VETERAN BIOS

## CARLOS WATKINS' NFL REGULAR SEASON DEFENSIVE STATISTICS

		TACKLES										INTERCEPTIONS					FUMBLES					ST					MISC	
DATE	TEAM	GP	GS	TK	S	A	TFL	YDS	SK	YDS	QBH	NO	YDS	LG	TD	PD	FF	FR	YDS	TK	S	A	FF	FR	S	A		
2017	Texans	12	6	21	9	12	3	9	0.0	0.0	0	0	0	0	0	1	0	0	0	0	0	0	0	0	0	0		
2018	Texans	4	0	3	2	1	1	2	1.0	2.0	1	0	0	0	0	0	0	0	0	0	0	0	0	0	0	0		
NFL TOTALS		16	6	24	11	13	4	11	1.0	2.0	1	0	0	0	0	1	0	0	0	0	0	0	0	0	0	0		

## CARLOS WATKINS' NFL POSTSEASON DEFENSIVE STATISTICS

		TACKLES									INTERCEPTIONS					FUMBLES					ST				MISC	
DATE	TEAM	GP	GS	TK	S	A	TFL	YDS	SK	YDS	QBH	NO	YDS	LG	TD	PD	FF	FR	YDS	TK	S	A	FF	FR	S	A
2018	Texans	0	0	0	0	0	0	0	0.0	0.0	0	0	0	0	0	0	0	0	0	0	0	0	0	0	0	0
NFL TOTALS		0	0	0	0	0	0	0	0.0	0.0	0	0	0	0	0	0	0	0	0	0	0	0	0	0	0	0

## SINGLE-GAME HIGHS: DEFENSIVE

**Total Tackles** 5 at Indianapolis Colts, Dec 31, 2017

**Sacks** 1.0 vs. Jacksonville Jaguars, Dec 30, 2018

**Passes Defensed** 1 at Los Angeles Rams, Nov 12, 2017

**Tackles For Loss** 1 vs. Jacksonville Jaguars, Dec 30, 2018  
...3 more at 1.

## 2018 GAME-BY-GAME REGULAR SEASON STATISTICS (TEXANS)

			TACKLES								INTERCEPTIONS					FUMBLES			ST					MISC			
W	DATE	OPPONENT	TK	S	A	SK	YDS	TFL	YDS	QBH	NO	YDS	LG	TD	PD	FF	FR	YDS	TK	S	A	FF	FR	S	A	W/L	SCORE
01	09/09	at Patriots																								L	20-27
02	09/16	at Titans																								L	17-20
03	09/23	Giants																								L	22-27
04	09/30	at Colts																								W	37-34+
05	10/07	Cowboys																								W	19-16+
06	10/14	Bills																								W	20-13
07	10/21	at Jaguars																								W	20-7
08	10/25	Dolphins	P	0	0	0	0.0	0.0	0	0	0	0	0	0	0	0	0	0	0	0	0	0	0	0	0	W	42-23
09	11/04	at Broncos	P	0	0	0	0.0	0.0	0	0	0	0	0	0	0	0	0	0	0	0	0	0	0	0	0	W	19-17
11	11/18	at Redskins																								W	23-21
12	11/26	Titans																								W	34-17
13	12/02	Browns																								W	29-13
14	12/09	Colts																								L	21-24
15	12/15	at Jets																								W	29-22
16	12/23	at Eagles	P	0	0	0	0.0	0.0	0	0	0	0	0	0	0	0	0	0	0	0	0	0	0	0	0	L	30-32
17	12/30	Jaguars	P	3	2	1	1.0	2.0	1	2	1	0	0	0	0	0	0	0	0	0	0	0	0	0	0	W	20-3
2018 TOTALS			4-0	3	2	1	1.0	2.0	1	2	1	0	0	0	0	0	0	0	0	0	0	0	0	0	0	11-5	

+ - Overtime

## 2018 GAME-BY-GAME POSTSEASON STATISTICS (TEXANS)

			TACKLES							INTERCEPTIONS					FUMBLES			ST					MISC					
W	DATE	OPPONENT	TK	S	A	SK	YDS	TFL	YDS	QBH	NO	YDS	LG	TD	PD	FF	FR	YDS	TK	S	A	FF	FR	S	A	W/L	SCORE	
01	01/05	Colts	INACTIVE																								L	7-21
2018 TOTALS			0	0	0	0.0	0.0	0	0	0	0	0	0	0	0	0	0	0	0	0	0	0	0	0	0	0-1		



# DESHAUN WATSON

QUARTERBACK

6-2 | 215 | CLEMSON

HOMETOWN: GAINESVILLE, GA. | AGE: 23

3RD NFL SEASON | 3RD WITH TEXANS | ACQUIRED: D1-'17

2018 GP/GS (POST): 16/16 (1/1) | CAREER GP/GS (POST): 23/22 (1/1)

TEAMS: HOU '17-'18



4

**TRANSACTIONS:** Selected by the Houston Texans with the 12th pick in the first round (12th overall) of the 2017 NFL Draft.

## HONORS:

- ✦ AFC Offensive Player of the Week (Week 4, 2017)
- ✦ AFC Offensive Player of the Month (October 2017)
- ✦ NFL Offensive Rookie of the Month (October 2017)
- ✦ Pro Football Weekly All-Rookie (2017)
- ✦ FedEx Air Player of the Week (Week 4, 2017)

## 2018 (Houston 16/16; 1/1)

- ✦ Finished the season 345-of-505 passing (68.3%) for 4,165 yards, 26 touchdowns, nine interceptions and a franchise-record 103.1 passer rating. Also rushed 99 times for 551 yards (5.6 avg.) and five touchdowns
- ✦ Became the first quarterback to record at least 4,000 yards and 25 passing touchdowns and rush for 500 yards and five touchdowns in a single season in NFL history
- ✦ Completed 17-of-34 passes for 176 yards and one touchdown and rushed for 40 yards on eight carries (5.0 avg.) at New England (9/9)
- ✦ Threw for 310 yards, two touchdowns and one interception on 22-of-32 passing (68.8%) and rushed for 44 yards on five carries (8.8 avg.) at Tennessee (9/16)
- ✦ Completed 24-of-40 passes (60.0%) for 285 yards, two touchdowns, one interception and a 98.4 passer rating vs. the N.Y. Giants (9/23). Also, rushed for a team-high 36 yards on five carries (7.2 avg.)
- ✦ Completed 29-of-42 passes for 375 yards and two touchdowns with one interception at Indianapolis (9/30). Also ran for 41 yards on six carries (6.8 avg.) and one touchdown. Became only the third quarterback since the NFL/AFL merger to throw for at least 375 yards and two touchdowns and rush for 40-or-more yards and one touchdown. Matched Kurt Warner and Marc Bulger for the most games (eight) with multiple touchdown passes through a player's first 11 career games in NFL history
- ✦ Threw for 375 yards and one touchdown on 33-of-44 passing and rushed 10 times for 40 yards (4.0 avg.) vs. Dallas (10/7). Extended his streak of games with at least 375 yards passing and 35 yards rushing to three. No other quarterback has ever accomplished that feat in back-to-back games in NFL history
- ✦ Completed 15-of-25 passes for 177 yards, one touchdown and two interceptions vs. Buffalo (10/14)
- ✦ Threw for 134 yards and one touchdown on 12-of-24 passing and an 81.8 passer rating at Jacksonville (10/21). Rushed seven times for 13 yards (1.9 avg.)

- ✦ Completed 16-of-20 passes (80.0%) for 239 yards, five touchdowns, no interceptions and a 156.0 passer rating vs. Miami (10/25). Recorded more touchdown passes (five) than incompletions (four) and led the team to three touchdown drives that lasted under one minute. Became the first quarterback to record multiple games with at least five touchdown passes within a player's first 15 career games since the AFL/NFL merger and the first since QB Norm Van Brocklin in 1950
- ✦ Finished with 213 yards and two touchdowns on 17-of-24 passing (70.8%) and rushed for 38 yards on six carries (6.3 avg.) at Denver (11/4)
- ✦ Completed 16-of-24 passes for 208 yards, one touchdown, two interceptions and 72.9 passer rating at Washington (11/18). Tied Dan Marino (37) for the second-most touchdown passes through a player's first 17 career games in NFL history
- ✦ Finished with 210 yards and two touchdowns on 19-of-24 passing and rushed for a career-high 70 yards and one touchdown vs. Tennessee (11/26). Joined Kurt Warner as the only quarterbacks to throw for at least 4,500 yards and 35 touchdowns in their first 18 career games in NFL history
- ✦ Completed 22-of-31 passes (71.0%) for 224 yards and one touchdown and rushed seven times for 30 yards (4.3 avg.) vs. Cleveland (12/2). Set a franchise record for the most consecutive games with a touchdown pass (17)
- ✦ Threw for 267 yards and one touchdown, no interceptions and a 99.3 passer rating on 27-of-38 passing (71.1%) vs. Indianapolis (12/9). Rushed for 35 yards on five carries (7.0 avg.). Joined Cam Newton (2017) and Russell Wilson (2017) as the only quarterbacks to throw for at least 3,000 yards and 20 touchdowns and rush for 400 yards in a single season since the beginning of the 2016 season
- ✦ Completed 22-of-28 passes (78.6 avg.) for 294 yards and two touchdowns at the N.Y. Jets (12/15). Also rushed for 26 yards on four attempts (6.5 avg.)
- ✦ Recorded 339 yards on 29-of-40 passes (72.5 percent) and two touchdowns, and rushed eight times for 49 yards (6.1 avg.) and two touchdowns at Philadelphia (12/23). Became the first quarterback to throw for at least 330 yards and two touchdowns and rush for 40 yards and two touchdowns in a single game since Michael Vick in Week 10 of the 2010 season. Watson, Vick and Steve Young are the only three quarterbacks in NFL history to accomplish the feat in a game
- ✦ Completed 25-of-35 passes (71.4%) for 234 yards, no touchdowns, no interceptions and an 89.5 passer rating and ran for a game-high 66 yards on 13 carries (5.1 avg.) and one touchdown vs. Jacksonville (12/30)
- ✦ Finished with 235 yards on 29-of-49 passing (59.1%) with one



touchdown and one interception. Also rushed eight times for a career-high 76 yards (9.5 avg.). Joined Donovan McNabb and Colin Kaepernick as the only quarterbacks to throw for at least 200 yards and rush for 75 yards in a postseason game since 2000

## 2017 (Houston 7/6):

- ✦ Completed 126-of-204 passes for 1,699 yards and 19 touchdowns, while rushing for 269 yards and two touchdowns on 36 carries in seven games as a rookie
- ✦ Set NFL records for most passing touchdowns (19) through a player's first seven career games and most passing touchdowns (18 in Weeks 3-8) by a rookie over any five-game span in NFL history
- ✦ Recorded three games with four-or-more passing touchdowns, joining Fran Tarkenton as the only rookies in NFL history to do so
- ✦ Joined Cam Newton as the only rookies in NFL history to average 240-or-more passing yards and 35-or-more rushing yards per game
- ✦ Was the first rookie quarterback in NFL history with two games of 300-or-more passing yards and 40-or-more rushing yards in a season
- ✦ Played in the second half of the season opener vs. Jacksonville (9/10). Threw for a touchdown on the first drive of his NFL career
- ✦ Made his first career start at Cincinnati (9/14) and recorded the longest rush ever by a Texans quarterback (49 yards), compiled the most rushing yards ever by a Texans quarterback (67), became the first quarterback to score touchdowns in his first two games with the Texans and led the team in both rushing and passing
- ✦ Became the first quarterback in franchise history and fourth rookie since 2000 to record 300-plus passing yards and 40-plus rushing yards in a single game at New England (9/24). Watson's 301 passing yards established a Texans single-game rookie record and he became the first rookie quarterback to throw for 300-plus yards against the defending Super Bowl champions since Cam Newton did so against the Green Bay Packers in 2011. Recorded his first multi-touchdown game and guided the Texans to their most points (30) since Week 16 of the 2015 season. Watson and RB D'Onta Foreman combined for 664 yards passing and rushing through the first three games of the season, the most by a rookie combination in franchise history and second most among rookie combinations in the NFL
- ✦ Completed 25-of-34 passes (73.5%) for 283 yards and four touchdowns and added 24 yards and one score on the ground vs. Tennessee (10/1). With his performance, Watson tied the all-time rookie quarterback record with five touchdowns in the game and became the first quarterback to throw for four touchdowns and run for one since Fran Tarkenton in 1961. Watson became the only rookie in NFL history with seven-or-more passing touchdowns and two-or-more rushing touchdowns in his team's first four games of a season, became the first rookie quarterback in team history with three-or-more touchdown passes in a game and led the Texans to a team-record 57 points
- ✦ Completed 16-of-31 passes for 261 yards and five touchdowns and added 31 rushing yards vs. Kansas City (10/8). With his Week 5 performance, Watson became the first rookie quarterback in NFL history to produce five-or-more touchdowns in consecutive games and became the second rookie quarterback to throw for four-or-more touchdowns in back-to-back games. Watson also became the first rookie quarterback to throw for 260 yards and rush for 20 yards in three consecutive games and became the first rookie quarterback to total 12

touchdowns in his first five games

- ✦ Threw for 225 yards and three touchdowns and added 23 rushing yards vs. Cleveland (10/15). His 15 passing touchdowns were the most by a rookie in his first six games and tied the NFL record for most passing touchdowns for a quarterback through his first six career games. Became the first rookie since the merger to throw for three-or-more touchdown passes in three consecutive games and became the first rookie in NFL history with 225-or-more passing yards and 20-or-more rushing yards in four consecutive games. With the performance, Watson passed Ryan Mallet (1,170) for the ninth-most passing yards in Texans history, Ryan Fitzpatrick (184) for the third-most rushing yards by a quarterback in franchise history and tied Brock Osweiler (15) for the sixth-most passing touchdowns in team history
- ✦ Tallied 402 passing yards with four touchdowns and added 67 rushing yards on eight carries at Seattle (10/29). He became the first quarterback in NFL history with 400-or-more passing yards, four-or-more passing touchdowns and 50-or-more rushing yards in a single game while also passing Kurt Warner for the most passing touchdowns (18) through a player's first seven career games in NFL history. His 18 passing touchdowns in his past five games are the most by a rookie over any five-game span in NFL history. Watson became the fifth quarterback and first rookie in NFL history to have a five-game stretch of 225-or-more passing yards and 20-or-more rushing yards, joining Andrew Luck (2015-16), Aaron Rodgers (2016), Daunte Culpepper (2004) and Randall Cunningham (1990). His four passing touchdowns tie Peyton Manning, Marcus Mariota and Dak Prescott for the most games (four) of three-or-more passing touchdowns by a rookie in NFL history
- ✦ Placed on the Reserve/Injured list on Nov. 3

## COLLEGE:

- ✦ Played three seasons (2014-16) at Clemson (S.C.) University
- ✦ Put up record numbers and guided Clemson to consecutive College Football Playoff appearances, with the school's second National Championship in 2016
- ✦ Led Clemson to 28 wins over his final two seasons and compiled a 32-3 record as a starter, which was the best winning percentage in school history for a quarterback
- ✦ Two-time Heisman Trophy finalist; finished third in the 2015 balloting with 148 first-place votes and second in 2016 with 269 first-place votes
- ✦ The first ACC player to finish in the top three of the voting on multiple occasions
- ✦ Two-time recipient of the Davey O'Brien Award, one of only four quarterbacks who can make that claim, and the first since Oklahoma's Jason White in 2003,04, also two-time winner of the Manning Award
- ✦ Finished third in ACC history in total offense (12,094), behind only NC State's Philip Rivers and Tajh Boyd
- ✦ Threw for 10,163 yards and 90 career touchdowns
- ✦ Tops in Clemson history in career completion percentage (.674), passing efficiency (157.5) and total offense per game (318.3)
- ✦ In his career in the fourth quarter, passed for 16 touchdowns with only two interceptions
- ✦ CFP National Champion (2016)
- ✦ National Championship Game Most Valuable Offensive Player (2016)
- ✦ Fiesta Bowl Most Valuable Offensive Player (2016)
- ✦ Capital One Orange Bowl Offensive Most Valuable Player (2015)
- ✦ Scout.com National Player of the Year (2016)

## VETERAN BIOS

- First-team All-America by AFCA, Associated Press, CBS Sports, ESPN.com, Football Writers Association and USA Today (2015)
- ACC Player of the Year (2015)
- ACC Championship Game Most Valuable Player (2015)
- Second-team All-America by AFCA and Associated Press (2016)
- Second-team All-America by Sporting News, Sports Illustrated and Walter Camp (2015, 2016)
- One of four quarterbacks to win the Davey O'Brien Award twice (2015, 2016)
- Manning Award (2015, 2016)
- All-ACC Academic Team (2015, 2016)
- Johnny Unitas Award (2016)
- Bobby Bowden Award (2016)
- Walter Camp Player of the Year finalist (2015, 2016)
- Maxwell Award semi-finalist (2016)
- Maxwell Award finalist (2015)
- Heisman Trophy Finalist (3rd - 2015, 2nd - 2016)
- Turned in one of the most decorated seasons in college football history, including being named a Heisman finalist and National Championship Game Most Valuable Offensive Player after leading Clemson to its second National Championship in 2016
- Set Clemson records by throwing for 4,593 yards and 41 touchdowns as a junior
- Completed 67 percent of his passes and accounted for 5,219 yards of total offense, 10 more than his total from the 2015 season
- Accounted for 50 touchdowns in all, with nine rushing scores
- Posted 463 yards of total offense and four total touchdowns to lead Tigers to dramatic 35-31 win over Alabama in the National Championship Game (1/9/17)
- Became Clemson's first winner of the prestigious Davey O'Brien and Manning Awards in 2015

- First player in FBS history with at least 4,000 passing yards and 1,000 rushing yards in a season as a sophomore
- Set National Championship Game record with 478 yards of total offense, including a passing total of 405 yards and four touchdowns vs. Alabama (1/11/16) as a sophomore
- Completed 93-of-137 passes for 1,466 yards and 14 touchdowns against only two interceptions in 330 snaps over eight games as a freshman in 2014

### PERSONAL:

- Four-year starter at Gainesville (Ga.) High School
- Set state career records for total offense yards (17,134) and total touchdowns (218)
- Notched 13,077 passing yards and 155 touchdowns along with 4,057 rushing yards and 63 touchdowns in his career
- Set the state career records for passing touchdowns and total offense yards by the end of his junior season
- Named state player of the year as a sophomore, junior and senior and earned Gatorade Player of the Year honors in Georgia as a senior
- Amassed 4,431 passing yards and 57 touchdowns against only five interceptions along with 1,057 rushing yards and 14 touchdowns as a senior
- Logged 5,700 total offense yards and 64 touchdowns, including 4,024 passing yards and 50 touchdowns, as a junior
- No. 16 player and No. 1 dual-threat quarterback in the nation by ESPN
- No. 31 player and No. 1 dual-threat quarterback in the nation and No. 2 player in Georgia by Rivals.com
- Selected to play in the U.S. Army All-American Game and Under Armour All-American Game
- Earned undergraduate degree in communication in December 2016

### DESHAUN WATSON'S NFL REGULAR SEASON PASSING/RUSHING STATISTICS

				PASSING											RUSHING				
DATE	TEAM	GP	GS	ATT.	CMP.	PCT.	YDS	AVG.	TD	INT.	LG	SK	LST	RATE	NO.	YDS.	AVG.	LG	TD
2017	Texans	7	6	204	126	61.8	1,699	8.3	19	8	72t	19	116	103.0	36	269	7.5	49t	2
2018	Texans	16	16	505	345	68.3	4,165	8.2	26	9	73t	62	384	103.1	99	551	5.6	34	5
TOTALS		23	22	709	471	66.4	5,864	8.3	45	17	73t	81	500	103.1	135	820	6.1	49T	7

### DESHAUN WATSON'S NFL POSTSEASON PASSING/RUSHING STATISTICS

				PASSING											RUSHING				
DATE	TEAM	GP	GS	ATT.	CMP.	PCT.	YDS	AVG.	TD	INT.	LG	SK	LST	RATE	NO.	YDS.	AVG.	LG	TD
2018	Texans	1	1	49	29	59.2	235	4.8	1	1	20	3	18	69.7	8	76	9.5	21	0
TOTALS		1	1	49	29	59.2	235	4.8	1	1	20	3	18	69.7	8	76	9.5	21	0

### SINGLE-GAME HIGHS: QUARTERBACK

**Pass Attempts** 44 vs. Dallas Cowboys, Oct 07, 2018  
**Pass Completions** 33 vs. Dallas Cowboys, Oct 07, 2018  
**Yards Passing** 402 at Seattle Seahawks, Oct 29, 2017  
**TD Passes** 5 vs. Miami Dolphins, Oct 25, 2018  
 ...1 more at 5.  
**Long Passes** 73t vs. Miami Dolphins, Oct 25, 2018  
**Completion Percentage** 80.0 vs. Miami Dolphins, Oct 25, 2018

**Passer Rating** 156 vs. Miami Dolphins, Oct 25, 2018  
**Rush Attempts** 13 vs. Jacksonville Jaguars, Dec 30, 2018  
**Rushing Yards** 70 vs. Tennessee Titans, Nov 26, 2018  
**Longest Runs** 49t at Cincinnati Bengals, Sep 14, 2017  
**Rushing TDs** 2 at Philadelphia Eagles, Dec 23, 2018

# VETERAN BIOS

## SINGLE-GAME HIGHS - POSTSEASON: QUARTERBACK

<b>Pass Attempts</b>	49 vs. Indianapolis Colts, Jan 05, 2019	<b>Completion Percentage</b>	59.2 vs. Indianapolis Colts, Jan 05, 2019
<b>Pass Completions</b>	29 vs. Indianapolis Colts, Jan 05, 2019	<b>Passer Rating</b>	69.7 vs. Indianapolis Colts, Jan 05, 2019
<b>Yards Passing</b>	235 vs. Indianapolis Colts, Jan 05, 2019	<b>Rush Attempts</b>	8 vs. Indianapolis Colts, Jan 05, 2019
<b>TD Passes</b>	1 vs. Indianapolis Colts, Jan 05, 2019	<b>Rushing Yards</b>	76 vs. Indianapolis Colts, Jan 05, 2019
<b>Long Passes</b>	20 vs. Indianapolis Colts, Jan 05, 2019	<b>Longest Runs</b>	21 vs. Indianapolis Colts, Jan 05, 2019

## 2018 GAME-BY-GAME REGULAR SEASON STATISTICS (TEXANS)

				PASSING										RUSHING						
W	DATE	OPPONENT	P/S	ATT	CMP	YDS	PCT	Y/A	Y/C	TD	INT	LG	SK/YD	RATE	ATT	YDS	LG	TD	W/L	SCORE
01	09/09	at Patriots	S	34	17	176	50.0	5.2	10.4	1	1	27	3/18	62.9	8	40	13	0	L	20-27
02	09/16	at Titans	S	32	22	310	68.8	9.7	14.1	2	1	39t	4/21	107.6	5	44	15	0	L	17-20
03	09/23	Giants	S	40	24	385	60.0	9.6	16.0	2	1	39	3/17	98.4	5	36	10	0	L	22-27
04	09/30	at Colts	S	42	29	375	69.0	8.9	12.9	2	1	30	7/28	102.8	6	41	18	1	W	37-34+
05	10/07	Cowboys	S	44	33	375	75.0	8.5	11.4	1	1	49	1/1	98.2	10	40	11	0	W	19-16+
06	10/14	Bills	S	25	15	177	60.0	7.1	11.8	1	2	24	7/35	61.6	2	2	3	0	W	20-13
07	10/21	at Jaguars	S	24	12	139	50.0	5.8	11.6	1	0	31	1/8	81.8	7	13	4	0	W	20-7
08	10/25	Dolphins	S	20	16	239	80.0	12.0	14.9	5	0	73t	0/0	156.0	1	14	14	0	W	42-23
09	11/04	at Broncos	S	24	17	213	70.8	8.9	12.5	2	0	31	4/21	125.9	6	38	8	0	W	19-17
11	11/18	at Redskins	S	24	16	208	66.7	8.7	13.0	1	2	40	3/27	72.9	3	7	6	0	W	23-21
12	11/26	Titans	S	24	19	210	79.2	8.8	11.1	2	0	28	4/29	130.9	9	70	34	1	W	34-17
13	12/02	Browns	S	31	22	224	71.0	7.2	10.2	1	0	29	4/27	102.1	7	30	11	0	W	29-13
14	12/09	Colts	S	38	27	267	71.1	7.0	9.9	1	0	47	5/41	99.3	5	35	12	0	L	21-24
15	12/15	at Jets	S	28	22	294	78.6	10.5	13.4	2	0	50	6/55	134.2	4	26	24	0	W	29-22
16	12/23	at Eagles	S	40	29	339	72.5	8.5	11.7	2	0	35t	4/30	114.5	8	49	12	2	L	30-32
17	12/30	Jaguars	S	35	25	234	71.4	6.7	9.4	0	0	43	6/26	89.5	13	66	16	1	W	20-3
2018 TOTALS			16-16	505	345	4,165	68.3	8.2	12.1	26	9	73t	62/384	103.1	99	551	34	5	11-5	

+ - Overtime

## 2018 GAME-BY-GAME POSTSEASON STATISTICS (TEXANS)

				PASSING										RUSHING						
W	DATE	OPPONENT	P/S	ATT	CMP	YDS	PCT	Y/A	Y/C	TD	INT	LG	SK/YD	RATE	ATT	YDS	LG	TD	W/L	SCORE
01	01/05	Colts	S	49	29	235	59.2	4.8	8.1	1	1	20	3/18	69.7	8	76	21	0	L	7-21
2018 TOTALS			1-1	49	29	235	59.2	4.8	8.1	1	1	20	3/18	69.7	8	76	21	0	0-1	





# J.J. WATT

## DEFENSIVE END

6-5 | 288 | WISCONSIN

HOMETOWN: PEWAUKEE, WIS. | AGE: 30

9TH NFL SEASON | 9TH WITH TEXANS | ACQUIRED: D1-'11

2018 GP/GS (POST): 16/16 (1/1) | CAREER GP/GS (POST): 104/104 (6/6)

TEAMS: HOU '11-18



# 99

**TRANSACTIONS:** Selected by the Houston Texans with the 11th pick in the first round (11th overall) of the 2011 NFL Draft...Signed a contract extension with the Texans on Sept. 2, 2014.

### HONORS:

- ✦ Walter Payton NFL Man of the Year (2017)
- ✦ Sports Illustrated Person of the Year (2017)
- ✦ Associated Press and PFWA NFL Defensive Player of the Year (3x – 2012, 2014-15)
- ✦ Associated Press First-Team All-Pro (5x – 2012-15; 2018)
- ✦ Pro Bowl selection (5x – 2012-15, 2018) and 2014 Pro Bowl Captain
- ✦ NFL 101 AFC Defensive Player of the Year (3x – 2012, 2014-15)
- ✦ Pro Football Weekly/PFWA Defensive Most Valuable Player (3x – 2012, 2014-15)
- ✦ PFW First-Team All-Pro (4x – 2012-15)
- ✦ AFC Defensive Player of the Week (7x – Week 2, 2012; Week 15, 2012; Week 4, 2014; Week 11, 2014; Week 11, 2015; Week 17, 2015; Week 12, 2018) - second-most all-time
- ✦ AFC Defensive Player of the Month (6x – September, 2012; December, 2012; September, 2014; December, 2014; November, 2015; September, 2018)
- ✦ USA Football All-Fundamentals Team (2012)
- ✦ Houston Texans Rookie of the Year (2011)
- ✦ Pro Football Weekly/PFWA All-Rookie Team (2011)
- ✦ USA Today All-Joe Team (2011)
- ✦ NFL sack leader (2x – 2012, 2015)
- ✦ Bert Bell Award winner (2014)

### CAREER:

- ✦ Has recorded 92.0 sacks, 13 fumble recoveries, 22 forced fumbles and 51 passes defended in his career
- ✦ Became the second-fastest NFL player to reach 80.0 career sacks, doing so in his 92nd career game. Hall of Fame DE Reggie White accomplished the feat in 70 career games
- ✦ Passed Derrick Thomas (66.0) for the second-most career sacks in a player's first five seasons in NFL history
- ✦ In his 75th career game, became the second-fastest player in NFL history to reach 70.0 sacks (Reggie White, 57 games)
- ✦ Became the second-fastest player in NFL history to reach 75.0 career sacks, as he did so in his 82nd career game. Hall of Fame DE Reggie White accomplished the feat in his 65th career game
- ✦ Leads the NFL with 241 quarterback hits and 152 tackles for loss and ranks second in the NFL in sacks since entering the league in 2011
- ✦ The only player in NFL history with 20-or-more sacks and 10-or-

more passes defended in the same season, which he accomplished twice (2012, 2014)

- ✦ Recorded his fourth career 15.0-sack season (2012, 2014, 2015, 2018), which is the second-most in the NFL since 1982. Reggie White is the only other player to notch three 15.0-sack seasons in his first five years in the league
- ✦ Has 24 career games with 2.0-or-more sacks, the second-most of any player in his first five seasons in NFL history
- ✦ Has six games with 3.0-or-more sacks in his career
- ✦ Notched his fourth straight season with 10.0-or-more sacks in 2015, which is the longest active streak in the NFL
- ✦ The first Texan with four seasons (2012-15) of 10.0-or-more sacks in his career (no other player in franchise history has three)
- ✦ Ranks first in franchise history with 92.0 sacks
- ✦ Owns the four highest single-season sack totals in team history (2012, 2014, 2015, 2018)
- ✦ Posted 50-or-more quarterback hits in two straight seasons (2014-15)
- ✦ Has blocked four kicks in his career, including a franchise-record two in 2013
- ✦ One of two players to record 10.0 sacks and 10 passes defended in two different seasons since 1991 (Jason Taylor)
- ✦ Posted his fourth straight season (2012-15) with 40-or-more quarterback hits and reached 200 career quarterback hits. His 2012-15 seasons are currently the top four single-season quarterback hit totals since 2006
- ✦ His 36.5 sacks through his first three seasons were the seventh-most in NFL history for a player through their first three seasons
- ✦ Became first player in NFL history with 14 passes defended and 14 sacks in the same season in 2012
- ✦ His 36.5 combined sacks and passes defended in 2012 were the most by a player since 1991, when passes defended became an official statistic
- ✦ Emerged on the national scene in the playoffs following the 2011 season with 3.5 sacks and an interception return for a touchdown in the postseason
- ✦ Became the fastest defensive lineman to reach 50 career passes defended in NFL history, doing so in his 100th game, passing Kevin Williams and Jason Taylor who each reached the milestone in their 123rd games
- ✦ Became the first player in NFL history to record at least eight total tackles, 3.0 sacks, three tackles for loss, four quarterback hits and one forced fumble in three separate career games (Week 15 of 2012, Week 17 of 2015 and Week 3 of 2018). There has only been six occurrences in NFL history since tackles for loss became an official statistic where a player recorded at least eight total tackles, 3.0 sacks, three tackles for loss, four



quarterback hits and one forced fumble in a game and Watt is responsible for three of them. DeMarcus Ware, James Harrison and Aaron Donald are the only other NFL players to accomplish the feat once

## 2018 (Houston 16/16; 1/1):

- ✦ Finished the season with 61 total tackles (47 solo), 16.0 sacks, 25 quarterback hits, 18 tackles for loss, four passes defended and a career-high seven forced fumbles
- ✦ Earned First Team All-Pro honors at defensive end and Second Team All-Pro honors as an interior defensive lineman
- ✦ Recorded his fourth season with at least 15.0 sacks, which is the second-most in NFL history, behind only Reggie White (five)
- ✦ Earned AFC Defensive Player of the Month honors for his play during the month of September
- ✦ Notched two solo tackles and two quarterback hits at New England (9/9)
- ✦ Registered six total tackles (four solo), two tackles for loss and one forced fumble at Tennessee (9/16)
- ✦ Finished with eight total tackles (four solo), 3.0 sacks, three tackles for loss, four quarterback hits and one forced fumble vs. the N.Y. Giants (9/23). Became the first player in the NFL to record five total tackles, 1.0 sack, two tackles for loss and a forced fumble in the first half this season
- ✦ Tallied four solo tackles, 2.0 sacks, one tackle for loss, one quarterback hit and two forced fumbles at Indianapolis (9/30). Recorded multiple sacks in back-to-back games for the seventh time in his NFL career, which is the most in NFL history. Clay Matthews, Demarcus Ware, Jared Allen and Jason Pierre-Paul are all tied for second with three each
- ✦ Notched two total tackles (two solo), 1.0 sack, one tackle for loss and two quarterback hits vs. Dallas (10/7)
- ✦ Recorded three total tackles, 1.0 sack, one tackle for loss and one quarterback hit vs. Buffalo (10/14). Tied for the NFL lead in sacks (7.0) with Vikings DE Danielle Hunter. Recorded 1.0 sack in four consecutive games for the sixth time in his career, which is the second-most in the NFL since 2011 (Broncos OLB Von Miller – seven)
- ✦ Tallied one total tackle, one quarterback hit and one pass defended at Jacksonville (10/21). Passed S Glover Quin (47) for the fifth-most passes defended in franchise history
- ✦ Notched four total tackles (three solo) 1.0 sack, two tackles for loss, one quarterback hit and one pass defended vs. Miami (10/25)
- ✦ Recorded two solo tackles, 1.0 sack, one tackle for loss and three quarterback hits at Denver (11/4)
- ✦ Registered a season-high nine total tackles (six solo), 1.5 sacks, two quarterback hits, one tackle for loss and one forced fumble vs. Tennessee (11/26). Watt recorded his 20th career forced fumble and set a new career high for forced fumbles in a single season with five
- ✦ Tallied one total tackle (one solo), one tackle for loss and one pass defended vs. Cleveland (12/2). Became the fastest defensive lineman to reach 50 career passes defended in NFL history, doing so in his 100th game and passing Jason Taylor and Kevin Williams who each reached the milestone in their 121st game
- ✦ Finished with two total tackles (two solo), 1.0 sack, two quarterback hits, one tackle for loss and one pass defended vs. Indianapolis (12/9). Sacked Colts QB Andrew Luck for an 11th time in his career, which is the most sacks against any quarterback in Watt's career. Passed Leonard Little (87.5) for 49th on the NFL's all-time sack list

- ✦ Notched six total tackles (four solo), 2.0 sacks, two tackles for loss, two quarterback hits and one forced fumble at the N.Y. Jets (12/15). Joined Rams DT Aaron Donald as the only players to record three games with at least 2.0 sacks and one forced fumble in 2018
- ✦ Recorded three solo tackles and one tackle for loss at Philadelphia (12/23)
- ✦ Finished with four total tackles (three solo), 1.5 sacks, one quarterback hit and one forced fumble vs. Jacksonville (12/30)
- ✦ Recorded two total tackles (two solo), one tackle for loss, one quarterback hit and two passes defended in the Wild Card Round vs. Indianapolis (1/5)

## 2017 (Houston 5/5):

- ✦ Recorded 15 total tackles (11 solo), five quarterback hits, three tackles for loss and two passes defended in five games played
- ✦ Started in his return to the field and recorded one tackle and one quarterback hit vs. Jacksonville (9/10)
- ✦ Recorded six combined tackles with five solo stops, one quarterback hit and one pass defended at Cincinnati (9/14)
- ✦ Tallied six total tackles for the second consecutive game and recorded two quarterback hits and three tackles for loss at New England (9/24)
- ✦ Moved into a tie for fifth in team history with 47 career passes defended vs. Tennessee (10/1)
- ✦ Placed on the Reserve/Injured list on Oct. 11

## 2016 (Houston 3/3, 0/0):

- ✦ Spent the entire preseason on the Active/Physically Unable to Perform list
- ✦ Moved from the Active/Physically Unable to Perform list to the active roster on Sept. 3
- ✦ Tied for the team lead with three quarterback hits in the season opener vs. Chicago (9/11)
- ✦ Finished with five total tackles, 1.5 sacks, two quarterback hits, one tackle for loss and one fumble recovery vs. Kansas City (9/18)
- ✦ Recorded a sack in his third straight regular season game against Kansas City, dating back to Oct. 20, 2013, when he brought down Chiefs QB Alex Smith for a four-yard loss (9/18)
- ✦ Placed on the Reserve/Injured list on Sept. 28, breaking a streak of 83 consecutive starts since entering the NFL

## 2015 (Houston 16/16, 1/1):

- ✦ Totaled 76 total tackles (57 solo), 17.5 sacks, 50 quarterback hits, 29 tackles for loss, eight passes defended, three forced fumbles and one fumble recovery in 16 games
- ✦ Finished with nine tackles (all solo), including six for a loss and 2.0 sacks vs. Kansas City (9/13)
- ✦ His 2.0 sacks tied for the most in a season opener in franchise history (Mario Williams, 3x - last: vs. Indianapolis, 9/11/11)
- ✦ Became the eighth player in team history to record 300 career tackles (304)
- ✦ Posted a sack in the fourth straight home opener (2012-15) of his career
- ✦ Recorded his 60th career sack in his 66th career game, which is the second-fastest in NFL history behind only Reggie White who accomplished the feat in his 47th game (9/20)
- ✦ Finished second on the team with seven tackles (six solo) and recorded 2.0 sacks, four quarterback hits and three tackles for loss at Miami (10/25)
- ✦ Set a single-game career high with 10 quarterback hits vs.

Tennessee (11/1)

- ✦ Finished the game with five tackles (three solo), 10 quarterback hits, 2.5 sacks, one tackle for loss and one forced fumble vs. Tennessee (11/1)
- ✦ Led the team with eight solo tackles, including five for loss, 2.0 sacks and five quarterback hits vs. N.Y. Jets (11/22)
- ✦ Finished the game with five tackles (three solo), 2.0 sacks and eight quarterback hits vs. New Orleans (11/29)
- ✦ In his 75th career game, became the second-fastest player in NFL history to reach 70.0 sacks (Reggie White, 57 games)
- ✦ Named AFC Defensive Player of the Month for November (fifth time in his career)
- ✦ Has recorded 15.5 career sacks in 10 games against Tennessee, which is his highest total against any team. He has notched 2.0-or-more sacks in three of the last four games against the Titans and in six overall in the series
- ✦ Led the team with eight tackles (five solo), to go along with a single-game season-high 3.0 sacks, three tackles for loss, four quarterback hits, two passes defended, one forced fumble and one fumble recovery vs. Jacksonville (1/3/16)
- ✦ His sack total ranks as the third-highest single-season mark in franchise history behind his 20.5 sacks in 2012 and 2014
- ✦ Recorded his third career 15.0-sack season, which is tied for the second-most in the NFL since 1982. Reggie White is the only other player to notch three 15.0-sack seasons in his first five years in the league
- ✦ Posted 50-or-more quarterback hits for the second straight season (51 in 2014)
- ✦ Named AFC Defensive Player of the Week in Week 17

## 2014 (Houston 16/16):

- ✦ Totaled 78 tackles, 20.5 sacks, 29 tackles for loss, 50 quarterback hits, five fumble recoveries and four forced fumbles
- ✦ Started and played in every game for the fourth consecutive season.
- ✦ Tied his career high with 20.5 sacks and became the first player in NFL history with 20 or more sacks in two different seasons (2012 and 2014)
- ✦ Named the AFC Defensive Player of the Month twice (September and December)
- ✦ Recorded five total touchdowns (three receiving, one interception return and one fumble return) and a safety to finish with 32 points scored
- ✦ Recorded a sack, 3.0 tackles, five quarterback hits, 2.0 tackles for loss and recovered a fumble vs. Washington (9/7)
- ✦ Became the first defensive player in franchise history to score from scrimmage on a 1-yard touchdown reception at Oakland (9/14)
- ✦ Notched his first career regular season interception and returned it 80 yards for a touchdown, which is tied for the sixth longest return in NFL history for a defensive lineman, in Week 4 vs. Buffalo (9/28). Also had a career-high nine quarterback hits, five tackles and a pass defended
- ✦ Recorded 2.0 sacks, one tackle for loss, a forced fumble, fumble recovery, six quarterback hits and caught a one-yard touchdown pass in the fourth quarter vs. Tennessee (11/30) in Week 13
- ✦ Became Texans all-time sack leader with 54.0 sacks in Week 16 vs. Baltimore (12/21) when he sacked Ravens QB Joe Flacco on fourth-and-10 in the fourth quarter
- ✦ Became the first player in NFL history to record two seasons with more than 20 sacks (20.5 in 2012 and again in 2014), as he finished with 3.0 sacks, four tackles for loss, three quarterback

hits, a forced fumble, safety and team-high six tackles vs. Jacksonville (12/28) in Week 17. Had 2.0-or-more sacks in all six division games this season and six sacks in two games against Jacksonville

## 2013 (Houston 16/16):

- ✦ Led the NFL in quarterback hits (46) and was second in tackles for loss (22) while setting a career high with 117 tackles (71 solo) to go along with a team-best 10.5 sacks, seven passes defended, four forced fumbles, two fumble recoveries and two blocked kicks
- ✦ Recorded nine tackles (five solo), 1.0 sack and a forced fumble at Kansas City (10/20)
- ✦ Recorded eight tackles (four solo), 1.0 sack, one pass defended and blocked a field goal attempt vs. Indianapolis (11/3)
- ✦ Notched seven tackles (five solo), one sack and set career highs with two forced fumbles and two fumble recoveries at Arizona (11/10)
- ✦ Tallied 2.0 sacks along with 13 tackles (eight solo) vs. Oakland (11/17). His 2.0 sacks marked the ninth time in his career that he has recorded at least two in a game
- ✦ Totaled nine solo tackles, 1.0 sack, a season-high five tackles for loss, a pass defended and forced a fumble at Tennessee (12/29)

## 2012 (Houston 16/16, 2/2):

- ✦ Named the AP Defensive Player of the Year after he led the NFL with a franchise single-season record 20.5 sacks on the season
- ✦ Set a league season record for defensive linemen with 16 passes defended
- ✦ Earned AP First-Team All-Pro honors and was selected as Pro Bowl starter for the AFC after leading the Texans with 107 tackles (85 solo), 16 passes defended, four forced fumbles and two recoveries
- ✦ Contributed to 95 plays that either resulted in no gain or negative yardage
- ✦ Had six total tackles (four solo), 1.5 sacks, and three passes defended, two of which were intercepted by his teammates in the season opener vs. Miami (9/9)
- ✦ Led the defense with 10 total tackles while sacking Broncos QB Peyton Manning 2.5 times at Denver (9/23)
- ✦ Recorded seven tackles (five solo) including 2.0 sacks and recovered a fumble at Tennessee (9/30)
- ✦ Made seven total tackles (six solo) including 2.0 sacks of Aaron Rodgers vs. Green Bay (10/14)
- ✦ Sacked Colts QB Andrew Luck 3.0 times for a total loss of 22 yards, tallied 13 total tackles and forced a fumble for the third consecutive game vs. Indianapolis (12/16).
- ✦ Became the ninth player in NFL history to record 20.0 or more sacks in a season when he sacked Vikings QB Christian Ponder for a loss of three yards in the third quarter vs. Minnesota (12/23). He also forced a fumble in his fourth consecutive game. It was his fourth of the season, tying a franchise single-season record
- ✦ Registered four solo tackles, all of which were for a loss, one quarterback hit on an incomplete pass, and batted down his 16th pass of the season at Indianapolis (12/30)
- ✦ Led the team with five tackles and recorded two tackles for loss and two passes defended in AFC Wild Card Playoff vs. Cincinnati (1/5/13)
- ✦ Sacked Bengals QB Andy Dalton for a 9-yard loss in the first quarter in AFC Wild Card Playoff vs. Cincinnati (1/5/13), raising his career postseason sack total to 4.5
- ✦ Recorded a half sack and four total tackles in AFC Divisional

## VETERAN BIOS

Playoff at New England (1/13/13), raising his career postseason sack total to 5.0

### 2011 (Houston 16/16, 2/2):

- Started all 16 games as a rookie, recording 59 tackles (52 solo), 5.5 sacks, four passes defended, two fumble recoveries and blocked a field goal to earn Houston Texans Rookie of the Year honors
- Recorded one fumble recovery, one quarterback pressure and five solo tackles in the season opener vs. Indianapolis (9/11)
- Blocked a field goal and recorded four tackles (three solo) at Miami (9/18)
- Recorded his first career sack to go along with four solo tackles at New Orleans (9/25)
- Intercepted a pass in the second quarter and returned it 29 yards for a touchdown to go along with a sack of Bengals QB Andy Dalton for a 7-yard loss in AFC Wild Card Playoff vs. Cincinnati (1/7/12)
- Recorded game-high 12 tackles (nine solo) and 2.5 sacks for a loss of 22 yards in AFC Divisional Playoff at Baltimore (1/15/12)

### COLLEGE:

- Played two seasons (2009-10) at the University of Wisconsin–Madison (Wis.)
- Redshirted the 2008 season at Wisconsin after transferring from Central Michigan University in Mount Pleasant, Mich., where he spent the 2007 campaign
- Started all 26 games he played in for the Badgers at strongside defensive end, recording 106 total tackles (74 solo) with 11.5 sacks for a loss of 75 yards, 36.5 stops for losses of 144 yards and 28 quarterback pressures
- Recovered five fumbles (one with Central Michigan) and caused four others, blocked four kicks and deflected 13 passes in his

college career

- All-America first-team selection by The NFL Draft Report, earning second-team honors from the Associated Press and Sports Illustrated and consensus All-Big Ten Conference first-team choice
- Recipient of the Lott IMPACT Trophy and was also named Lott IMPACT Player of the Week for his performance vs. Ohio State
- Started all 13 games in 2010 at strongside defensive end, finishing second on the team with 62 total tackles (42 solos) while leading the Badgers with 7.0 sacks for minus-56 yards, finishing third nationally with 21.0 stops for losses totaling 91 yards
- Blocked three kicks and deflected eight passes and intercepted another for a 15-yard return
- Sophomore All-America and second-team All-Big Ten Conference selection by The NFL Draft Report in 2009, earning All-Big Ten honorable mention from the league's coaches and media and also chosen Academic All-Big Ten
- Life sciences communication major, earning Academic All-Big Ten Conference honors

### PERSONAL:

- Raised more than \$37 million for Hurricane Harvey relief for Houston
- Received an honorary doctorate from Baylor College of Medicine
- Served as the Grand Marshal of the 2012 Houston Livestock Show and Rodeo and Art Car Parades
- Founded and serves on the board of directors of the Justin J. Watt Foundation which provides support to after-school athletic programs in Wisconsin and Texas
- Attended Pewaukee (Wisc.) High School and earned All-Woodland Conference, All-Area and All-Parkland County honors as a senior while garnering All-State accolades
- Received Woodland Conference Player of the Year recognition in 2006

### J.J. WATT'S NFL REGULAR SEASON DEFENSIVE STATISTICS

DATE	TEAM	GP	GS	TK	S	A	TACKLES				INTERCEPTIONS					FUMBLES					ST				MISC		
							TFL	YDS	SK	YDS	QBH	NO	YDS	LG	TD	PD	FF	FR	YDS	TK	S	A	FF	FR	S	A	
2011	Texans	16	16	56	49	7	13	4	5.5	47.5	19	0	0	0	0	4	0	2	2	0	0	0	0	0	0	0	0
2012	Texans	16	16	81	69	12	39	14	20.5	138.5	43	0	0	0	0	16	4	2	7	0	0	0	0	0	0	0	0
2013	Texans	16	16	80	65	15	22	83	10.5	70.5	46	0	0	0	0	7	4	2	0	0	0	0	0	0	0	0	0
2014	Texans	16	16	78	59	19	29	139	20.5	140.0	51	1	80	80t	1	10	4	5	59	0	0	0	0	0	0	0	0
2015	Texans	16	16	76	57	19	29	126	17.5	117.5	50	0	0	0	0	8	3	1	0	0	0	0	0	0	0	0	0
2016	Texans	3	3	8	1	7	1	4	1.5	5.0	5	0	0	0	0	0	0	1	0	0	0	0	0	0	0	0	0
2017	Texans	5	5	15	11	4	3	11	0.0	0.0	5	0	0	0	0	2	0	0	0	0	0	0	0	0	0	0	0
2018	Texans	16	16	61	47	14	18	104	16.0	119.0	25	0	0	0	0	4	7	0	0	0	0	0	0	0	0	0	0
NFL TOTALS	104	104	455	358	97	154	485	92.0	638.0	244	1	80	80t	1	51	22	13	68	0	0	0	0	0	0	0	0	0

### J.J. WATT'S NFL POSTSEASON DEFENSIVE STATISTICS

DATE	TEAM	GP	GS	TACKLES						INTERCEPTIONS					FUMBLES					ST			MISC		
				TK	S	A	TFL	YDS	SK	YDS	QBH	NO	YDS	LG	TD	PD	FF	FR	YDS	TK	S	A	FF	FR	S
2011	Texans	2	2	14	11	3	4	0	3.5	29.0	4	1	29	29t	1	1	0	0	0	0	0	0	0	0	0
2012	Texans	2	2	9	6	3	3	0	1.5	13.5	3	0	0	0	0	2	0	0	0	0	0	0	0	0	0
2015	Texans	1	1	1	0	1	0	0	0.0	0.0	0	0	0	0	0	0	0	0	0	0	0	0	0	0	0
2018	Texans	1	1	2	2	0	1	2	0.0	0.0	1	0	0	0	0	2	0	0	0	0	0	0	0	0	0
NFL TOTALS		6	6	26	19	7	8	2	5.0	42.5	8	1	29	29t	1	5	0	0	0	0	0	0	0	0	0

# VETERAN BIOS

## SINGLE-GAME HIGHS: DEFENSIVE

<b>Total Tackles</b>	10 vs. Indianapolis Colts, Dec 16, 2012
<b>Sacks</b>	3.0 vs. New York Giants, Sep 23, 2018 ...5 more at 3.0.
<b>Passes Defensed</b>	3 vs. Indianapolis Colts, Oct 09, 2014 ...3 more at 3.
<b>Forced Fumbles</b>	2 at Indianapolis Colts, Sep 30, 2018 ...1 more at 2.
<b>Fumble Recoveries</b>	2 at Arizona Cardinals, Nov 10, 2013

<b>Tackles For Loss</b>	6 vs. Kansas City Chiefs, Sep 13, 2015 ...1 more at 6.
<b>Interceptions</b>	1 vs. Buffalo Bills, Sep 28, 2014
<b>Interception Return Yards</b>	80 vs. Buffalo Bills, Sep 28, 2014
<b>Safeties</b>	1 vs. Jacksonville Jaguars, Dec 28, 2014

## SINGLE-GAME HIGHS - POSTSEASON: DEFENSIVE

<b>Total Tackles</b>	12 at Baltimore Ravens, Jan 15, 2012
<b>Sacks</b>	2.5 at Baltimore Ravens, Jan 15, 2012
<b>Passes Defensed</b>	2 vs. Indianapolis Colts, Jan 05, 2019 ...1 more at 2.

<b>Tackles For Loss</b>	3 at Baltimore Ravens, Jan 15, 2012
<b>Interceptions</b>	1 vs. Cincinnati Bengals, Jan 07, 2012
<b>Interception Return Yards</b>	29 vs. Cincinnati Bengals, Jan 07, 2012

## 2018 GAME-BY-GAME REGULAR SEASON STATISTICS (TEXANS)

W	DATE	OPPONENT	S	TACKLES							INTERCEPTIONS					FUMBLES			ST					MISC			W/L	SCORE
				TK	S	A	SK	YDS	TFL	YDS	QBH	NO	YDS	LG	TD	PD	FF	FR	YDS	TK	S	A	FF	FR	S	A		
01	09/09	at Patriots	S	2	2	0	0.0	0.0	0	0	2	0	0	0	0	0	0	0	0	0	0	0	0	0	0	0	L	20-27
02	09/16	at Titans	S	6	4	2	0.0	0.0	2	4	0	0	0	0	0	0	1	0	0	0	0	0	0	0	0	0	L	17-20
03	09/23	Giants	S	8	4	4	3.0	25.0	3	24	4	0	0	0	0	0	1	0	0	0	0	0	0	0	0	0	L	22-27
04	09/30	at Colts	S	4	4	0	2.0	8.0	1	4	2	0	0	0	0	0	2	0	0	0	0	0	0	0	0	0	W	37-34+
05	10/07	Cowboys	S	2	2	0	1.0	9.0	1	9	2	0	0	0	0	0	0	0	0	0	0	0	0	0	0	0	W	19-16+
06	10/14	Bills	S	3	3	0	1.0	11.0	1	11	1	0	0	0	0	0	0	0	0	0	0	0	0	0	0	0	W	20-13
07	10/21	at Jaguars	S	1	1	0	0.0	0.0	0	0	1	0	0	0	0	1	0	0	0	0	0	0	0	0	0	0	W	20-7
08	10/25	Dolphins	S	4	3	1	1.0	6.0	2	8	1	0	0	0	0	1	0	0	0	0	0	0	0	0	0	0	W	42-23
09	11/04	at Broncos	S	2	2	0	1.0	7.0	1	7	3	0	0	0	0	0	0	0	0	0	0	0	0	0	0	0	W	19-17
11	11/18	at Redskins	S	4	3	1	1.0	4.0	1	4	1	0	0	0	0	0	0	0	0	0	0	0	0	0	0	0	W	23-21
12	11/26	Titans	S	9	6	3	1.5	12.0	1	5	2	0	0	0	0	0	1	0	0	0	0	0	0	0	0	0	W	34-17
13	12/02	Browns	S	1	1	0	0.0	0.0	1	1	1	0	0	0	0	1	0	0	0	0	0	0	0	0	0	0	W	29-13
14	12/09	Colts	S	2	2	0	1.0	8.0	1	8	2	0	0	0	0	1	0	0	0	0	0	0	0	0	0	0	L	21-24
15	12/15	at Jets	S	6	4	2	2.0	17.0	2	17	2	0	0	0	0	0	1	0	0	0	0	0	0	0	0	0	W	29-22
16	12/23	at Eagles	S	3	3	0	0.0	0.0	1	2	0	0	0	0	0	0	0	0	0	0	0	0	0	0	0	0	L	30-32
17	12/30	Jaguars	S	4	3	1	1.5	12.0	0	0	1	0	0	0	0	0	1	0	0	0	0	0	0	0	0	0	W	20-3
2018 TOTALS				16-16	61	47	14	16.0	119.0	18	104	25	0	0	0	0	4	7	0	0	0	0	0	0	0	0	0	11-5

+ - Overtime

## 2018 GAME-BY-GAME POSTSEASON STATISTICS (TEXANS)

W	DATE	OPPONENT	S	TACKLES							INTERCEPTIONS					FUMBLES			ST					MISC			W/L	SCORE
				TK	S	A	SK	YDS	TFL	YDS	QBH	NO	YDS	LG	TD	PD	FF	FR	YDS	TK	S	A	FF	FR	S	A		
01	01/05	Colts	S	2	2	0	0.0	0.0	1	2	1	0	0	0	0	2	0	0	0	0	0	0	0	0	0	0	L	7-21
2018 TOTALS				1-1	2	2	0	0.0	0.0	1	2	1	0	0	0	2	0	0	0	0	0	0	0	0	0	0	0	0-1





# JESTER WEAH

WIDE RECEIVER

6-3 | 209 | PITTSBURGH

HOMETOWN: MADISON, WIS. | AGE: 24

1ST NFL SEASON | 1ST WITH TEXANS | ACQUIRED: CFA-'18

CAREER GP/GS: 0/0

TEAMS: HOU '18



86

**TRANSACTIONS:** Signed by the Houston Texans as a college free agent on May 11, 2018...Waived by the Texans on Sept. 1, 2018...Signed to the Texans practice squad on Sept. 2, 2018...Placed on the Texans practice squad Reserve/Injured list on Oct. 2, 2018...Signed by the Texans on Jan. 7, 2019.

## 2018 (Houston 0/0):

- Spent Weeks 1-4 on the Texans practice squad
- Placed on the Reserve/Injured list on Oct. 1, 2018

## CAREER AT PITTSBURGH:

- Played four seasons (2014-17) at the University of Pittsburgh (Pa.) after redshirting the 2013 campaign
- Caught 77 passes for 1,570 yards and 14 touchdowns in 42 career games played for the Panthers
- Led the ACC in yards per catch (24.2) and ranked second nationally as a junior in 2016

## 2017 (Pittsburgh):

- Voted team captain by teammates
- Compiled 41 receptions for 698 yards (17.0 avg.) and four touchdowns in 12 games (11 starts)
- Led team in receiving yards and touchdown catches
- Sparked Pitt's 42-10 victory over Rice (9/30) with a season-high 137 receiving yards on five catches (27.4 avg.)
- Had six catches for 80 yards in the 24-14 win over No. 2 Miami (Fla.) (11/24)
- Selected to play in the 2018 East-West Shrine Game

## 2016 (Pittsburgh):

- Played in 13 games, starting seven
- Led Pitt in receptions (36), receiving yards (870) and touchdown receptions (10)
- Averaged 24.2 yards per catch, which led the ACC and ranked second nationally
- His 10 touchdown catches ranked third in the ACC and 28th nationally
- Compiled a career-high 176 yards and a touchdown on seven catches vs. Marshall (10/1)
- Recorded 115 yards receiving at Miami (Fla.) (11/5) and had a

career-long 75-yard touchdown

- Had four receptions for 99 yards and two touchdowns vs. Syracuse (11/26) in a 76-61 win

## 2015 (Pittsburgh):

- Played in nine games as a reserve receiver to earn his second letter

## 2014 (Pittsburgh):

- Played in eight games as a reserve receiver in his first active season

## 2013 (Pittsburgh):

- Redshirted

## PERSONAL:

- Son of Ester Garwo and James Weah
- Uncle, George Weah, is a former FIFA World Player of the Year and was elected president of Liberia in 2017
- Rated the No. 2 wide receiver in Wisconsin by Rivals and Scout after averaging 20 yards per catch over his final two seasons at Madison Memorial High School
- Compiled 71 receptions for 1,436 yards (20.2 avg.) and 13 touchdowns over his junior and senior years
- Enjoyed a prolific and decorated prep career despite not playing organized football until his sophomore season
- Selected all-state by the Wisconsin Football Coaches Association (WFCA) and Associated Press as a senior after catching 38 passes for 799 yards (21.0 avg.) and eight touchdowns
- First team All-Big Eight Conference
- Rated the No. 13 overall prospect in Wisconsin by Rivals and Scout
- Played under Coach Mike Galindo
- Also a standout in basketball and track
- Helped basketball team to the Wisconsin Interscholastic Athletic Association Division 1 (largest classification) state title his sophomore year
- First-team All-Big Eight and Wisconsin State Journal All-Area after averaging nearly 12 points and six rebounds as a senior
- State sprint champion in the indoor 55-meters (6.39) and outdoor 100- (10.70) and 200-meters (21.73)

# VETERAN BIOS

## 2018 GAME-BY-GAME REGULAR SEASON STATISTICS (TEXANS)

W	DATE	OPPONENT P/S	RECEIVING				RUSHING				TD	W/L	SCORE
			NO	YDS	LG	TD	ATT	YDS	LG	TD			
01	09/09	at Patriots										L	20-27
02	09/16	at Titans										L	17-20
03	09/23	Giants										L	22-27
04	09/30	at Colts										W	37-34+
05	10/07	Cowboys										W	19-16+
06	10/14	Bills										W	20-13
07	10/21	at Jaguars										W	20-7
08	10/25	Dolphins										W	42-23
09	11/04	at Broncos										W	19-17
11	11/18	at Redskins										W	23-21
12	11/26	Titans										W	34-17
13	12/02	Browns										W	29-13
14	12/09	Colts										L	21-24
15	12/15	at Jets										W	29-22
16	12/23	at Eagles										L	30-32
17	12/30	Jaguars										W	20-3
2018 TOTALS			0-0	0	0	0	0	0	0	0	0	11-5	

+ - Overtime

## 2018 GAME-BY-GAME POSTSEASON STATISTICS (TEXANS)

W	DATE	OPPONENT P/S	RECEIVING				RUSHING				TD	W/L	SCORE
			NO	YDS	LG	TD	ATT	YDS	LG	TD			
01	01/05	Colts										L	7-21
2018 TOTALS			0-0	0	0	0	0	0	0	0	0	0-1	



# JOE WEBB III

## QUARTERBACK

6-4 | 231 | ALABAMA-BIRMINGHAM

HOMETOWN: BIRMINGHAM, ALA. | AGE: 32

10TH NFL SEASON | 2ND WITH TEXANS | ACQUIRED: UFA-'18 (BUF)

2018 GP/GS (POST): 16/0 (1/0) | CAREER GP/GS (POST): 102/4 (8/1)

TEAMS: MIN '10-13; CAR '14-16; BUF '17; HOU '18



5

**TRANSACTIONS:** Selected by the Minnesota Vikings with the 30th pick in the sixth round (199th overall) of the 2010 NFL Draft...Signed by the Carolina Panthers as an unrestricted free agent on March 21, 2014...Re-signed by the Panthers on March 9, 2015...Re-signed by the Panthers on March 10, 2016...Waived by the Panthers on Sept 2, 2017...Signed by the Buffalo Bills on Sept. 4, 2017...Signed by the Houston Texans as an unrestricted free agent on April 5, 2018...Released by the Texans on Sept. 1, 2018...Signed by the Texans as a free agent on Sept. 3, 2018...Re-signed by the Texans on March 22, 2019.

### CAREER:

- Only player in NFL history to attempt 150-or-more passes, record 50-or-more rushes, catch five-or-more passes, produce 10-or-more special teams tackles and return 10-or-more kickoffs

### 2018 (Houston 16/0; 1/0):

- Finished the season with two receptions for 13 yards (6.5 avg.) on offense and recorded three special teams tackles in 16 regular season games
- Made his Texans debut and contributed on special teams at New England (9/9)
- Contributed on special teams at Tennessee (9/16)
- Appeared on special teams vs. the N.Y. Giants (9/23)
- Contributed on special teams at Indianapolis (9/30)
- Notched one special teams tackle vs. Dallas (10/7)
- Recorded one special teams tackle vs. Buffalo (10/14)
- Contributed on special teams at Jacksonville (10/21)
- Played on special teams vs. Miami (10/25)
- Contributed on offense and special teams at Denver (11/4)
- Appeared on special teams at Washington (11/18)
- Contributed on special teams vs. Tennessee (11/26)
- Played on special teams vs. Cleveland (12/2)
- Finished with two receptions for 13 yards (6.5 avg.) and contributed on special teams vs. Indianapolis (12/9)
- Recorded one special teams tackle at the N.Y. Jets (12/15)
- Contributed on special teams at Philadelphia (12/23)
- Appeared on special teams vs. Jacksonville (12/30)
- Contributed on special teams in the Wild Card Round vs. Indianapolis (1/5)

### 2017 (Buffalo 16/0):

- Contributed on special teams in all 16 games
- Entered the game after QB Nathan Peterman left due to injury vs. Indianapolis (12/10) in Week 14 and led the Bills to victory in overtime
- Contributed on special teams in the AFC Wild Card Playoff at

Jacksonville (1/7/18)

### 2016 (Carolina 14/0):

- Played in 14 games for Carolina and was inactive for one game
- Contributed primarily on special teams and saw action at wide receiver
- Served as reserve quarterback vs. Tampa Bay (10/10) when Cam Newton was injured and Derek Anderson started
- Averaged 21.8 yards on six kickoff returns for 131 yards with a long of 37 yards
- Finished second on the team with seven special teams tackles
- Caught one pass for three yards
- Inactive vs. San Francisco (9/18) and dressed but did not play vs. Tampa Bay (10/10)
- Notched a career-long 37-yard kickoff return vs. Arizona (10/30) in Week 8

### 2015 (Carolina 16/0, 3/0):

- Appeared in all 16 regular season games for Carolina
- Contributed primarily on special teams
- Played in all three postseason contests, including Super Bowl 50 vs. Denver (2/7/16)
- Finished second on the team with 12 total special teams tackles and recovered one fumble
- Averaged 22.3 yards on eight kickoff returns for 178 yards

### 2014 (Carolina 7/0, 2/0):

- Appeared in seven regular season games and both postseason contests
- Served as a reserve quarterback, saw action at wide receiver and contributed on special teams
- Posted one reception for 16 yards, returned two kickoffs for 53 yards and logged one special teams tackle
- Made switch back to quarterback in 2014 after playing one season at wide receiver for Minnesota in 2013

### 2013 (Minnesota 16/1):

- Switched to wide receiver for Minnesota in 2013 after playing quarterback during first three seasons
- Registered five catches for 33 yards
- Returned one kickoff for nine yards
- Started at wide receiver at Detroit (12/29) in Week 17 but did not record a catch

### 2012 (Minnesota 1/0, 1/1):

- Appeared in one regular season game in relief of QB Christian

## VETERAN BIOS

Ponder vs. Tennessee (10/7) in Week 5

- Started in place of Ponder in the 2012 NFC Wild Card Playoff at Green Bay (1/5/13)
- Completed 11-of-30 passes for 180 yards, one touchdown and one interception. Also added 68 yards rushing on seven carries in the playoff loss to the Packers

### 2011 (Minnesota 11/1):

- Played in 11 games with one start for Minnesota in 2011
- Completed 34-of-63 passes for 376 yards and three touchdowns with two interceptions to compile a 74.6 quarterback rating
- Carried 22 times for 154 yards and two touchdowns
- Snagged first career reception for nine yards at Green Bay (11/14) in Week 10 and started at wide receiver vs. Denver (12/4) in Week 13
- Threw first career touchdown at Detroit (12/11) in Week 14, hitting RB Toby Gerhart from two yards out
- Set a Vikings franchise record for most rushing yards in a game by a quarterback with 109 on seven attempts at Detroit (12/11) in Week 14
- Scampered a career-long 65 yards for a touchdown at Detroit, the longest run by a quarterback in franchise history and seventh longest at the time by a quarterback in NFL history

### 2010 (Minnesota 5/2):

- Played in the last five games of 2010, starting the final two
- Completed 54-of-89 passes for 480 yards and no touchdowns with three interceptions
- Gained 120 rushing yards on 18 attempts with two touchdowns
- Had one kickoff return for 30 yards
- Made NFL debut vs. Buffalo (12/5) in Week 13
- Returned opening kickoff 30 yards to become the first quarterback in Vikings history to return a kickoff
- Became first quarterback to return a kickoff since Guido Merkens in 1981
- Scored first career touchdown on a 13-yard run vs. Chicago (12/20) in Week 15

- Became only the second Vikings rookie quarterback to win first start at Philadelphia (12/28) in Week 16
- Produced career highs of an 87.8 quarterback rating and 65.4 completion percentage on 17-of-26 passing for 195 yards, while adding 31 yards rushing and one touchdown on six carries

### COLLEGE:

- Played four seasons (2006-09) at the University of Alabama-Birmingham after redshirting the 2005 campaign
- Completed 468-of-792 career passes for 5,771 yards and 37 touchdowns. Also rushed for 2,774 yards and 24 touchdowns on 516 carries during his collegiate career
- As a senior, completed 162-of-271 passes for 2,299 yards and 21 touchdowns, adding 1,427 yards rushing and 11 touchdowns, and two receptions for 12 yards and a touchdown
- Threw for a career-high 2,367 yards as a junior in 2008, adding another 1,021 yards and 11 touchdowns on the ground
- Played both wide receiver and quarterback as a sophomore. Completed 65-of-117 passes for 679 yards and five touchdowns, while hauling in 30 passes for 459 yards and three touchdowns
- Saw action in two games in 2006 after redshirting as a freshman

### PERSONAL:

- Attended Ensley High School in Birmingham, Ala. where he was a member of the National Honor Society and a member in football, basketball and baseball, while also being a member of the National Honor Society
- Son of Joseph and Wanda Webb
- Has two sons, Joe IV and Zamir
- Held Joe Webb's Annual Back 2 School Rally, where he gave out free food and school supplies to kids in Birmingham, Ala.
- Goes Christmas shopping every year with a program called 'The Relatives.' An organization that aims to help youth find stability and pathways to a successful future
- Hosts a free football camp at UAB each summer
- Named honorable mention Class 5A all-state by the *Birmingham News*
- Threw for more than 2,000 yards and 18 touchdowns as a senior in 2004

### JOE WEBB III'S NFL REGULAR SEASON PASSING STATISTICS

DATE TEAM	GP	GS	ATT.	CMP.	PCT.	YDS	AVG.	TD	INT.	LG	SK	LST	RATE
2010 Vikings	5	2	89	54	60.7	477	5.4	0	3	46	8	48	60.9
2011 Vikings	11	1	63	34	54.0	376	6.0	3	2	36	3	21	74.6
2012 Vikings	1	0	0	0	0.0	0	0.0	0	0	0	0	0	0.0
2013 Vikings	16	1	0	0	0.0	0	0.0	0	0	0	0	0	0.0
2014 Panthers	7	0	0	0	0.0	0	0.0	0	0	0	0	0	0.0
2015 Panthers	16	0	0	0	0.0	0	0.0	0	0	0	0	0	0.0
2016 Panthers	14	0	0	0	0.0	0	0.0	0	0	0	0	0	0.0
2017 Bills	16	0	7	2	28.6	35	5.0	0	1	34	0	0	8.3
2018 Texans	16	0	0	0	0.0	0	0.0	0	0	0	0	0	0.0
<b>TOTALS</b>	<b>102</b>	<b>4</b>	<b>159</b>	<b>90</b>	<b>56.6</b>	<b>888</b>	<b>5.6</b>	<b>3</b>	<b>6</b>	<b>46</b>	<b>11</b>	<b>69</b>	<b>63.1</b>



# VETERAN BIOS

## JOE WEBB III'S NFL POSTSEASON PASSING STATISTICS

DATE	TEAM	GP	GS	ATT.	CMP.	PCT.	YDS	AVG.	TD	INT.	LG	SK	LST	RATE
2012	Vikings	1	1	30	11	36.7	180	6.0	1	1	50t	3	23	54.9
2014	Panthers	2	0	0	0	0.0	0	0.0	0	0	0	0	0	0.0
2015	Panthers	3	0	0	0	0.0	0	0.0	0	0	0	0	0	0.0
2017	Bills	1	0	0	0	0.0	0	0.0	0	0	0	0	0	0.0
2018	Texans	1	0	0	0	0.0	0	0.0	0	0	0	0	0	0.0
<b>TOTALS</b>		<b>8</b>	<b>1</b>	<b>30</b>	<b>11</b>	<b>36.7</b>	<b>180</b>	<b>6.0</b>	<b>1</b>	<b>1</b>	<b>50t</b>	<b>3</b>	<b>23</b>	<b>54.9</b>

## JOE WEBB III'S NFL REGULAR SEASON RUSHING/RECEIVING STATISTICS

DATE TEAM		GP GS		RECEIVING					RUSHING				
				NO.	YDS	AVG	LG	TD	NO.	YDS.	AVG.	LG	TD
2010	Vikings	5	2	0	0	0.0	0	0	18	120	6.7	16	2
2011	Vikings	11	1	1	9	9.0	9	0	22	154	7.0	65t	2
2012	Vikings	1	0	0	0	0.0	0	0	1	-1	-1.0	-1	0
2013	Vikings	16	1	5	33	6.6	15	0	0	0	0.0	0	0
2014	Panthers	7	0	1	16	16.0	16	0	0	0	0.0	0	0
2015	Panthers	16	0	0	0	0.0	0	0	1	-1	-1.0	-1	0
2016	Panthers	14	0	1	3	3.0	3	0	0	0	0.0	0	0
2017	Bills	16	0	0	0	0.0	0	0	8	54	6.8	22	0
2018	Texans	16	0	2	13	6.5	7	0	0	0	0.0	0	0
<b>NFL TOTALS</b>		<b>102</b>	<b>4</b>	<b>10</b>	<b>74</b>	<b>7.4</b>	<b>16</b>	<b>0</b>	<b>50</b>	<b>326</b>	<b>6.5</b>	<b>65t</b>	<b>4</b>

## JOE WEBB III'S NFL POSTSEASON RUSHING/RECEIVING STATISTICS

DATE TEAM		GP GS		RECEIVING					RUSHING				
				NO.	YDS	AVG	LG	TD	NO.	YDS.	AVG.	LG	TD
2012	Vikings	1	1	0	0	0.0	0	0	7	68	9.7	17	0
2014	Panthers	2	0	0	0	0.0	0	0	0	0	0.0	0	0
2015	Panthers	3	0	0	0	0.0	0	0	0	0	0.0	0	0
2017	Bills	1	0	0	0	0.0	0	0	0	0	0.0	0	0
2018	Texans	1	0	0	0	0.0	0	0	0	0	0.0	0	0
<b>NFL TOTALS</b>		<b>8</b>	<b>1</b>	<b>0</b>	<b>0</b>	<b>0.0</b>	<b>0</b>	<b>0</b>	<b>7</b>	<b>68</b>	<b>9.7</b>	<b>17</b>	<b>0</b>

## JOE WEBB III'S NFL REGULAR SEASON RETURN STATISTICS

SEE FILE IN DATE RETURN COLUMN RETURN STATISTICS

KICKOFF RETURNS							PUNT RETURNS					
DATE TEAM		RET.	YDS.	AVG.	LG	TD	NO.	FC	YDS	AVG	LG	TD
2010	Vikings	1	30	30.0	30	0	0	0	0	0.0	0	0
2011	Vikings	0	0	0.0	0	0	0	0	0	0.0	0	0
2012	Vikings	0	0	0.0	0	0	0	0	0	0.0	0	0
2013	Vikings	1	9	9.0	9	0	0	0	0	0.0	0	0
2014	Panthers	2	53	26.5	27	0	0	0	0	0.0	0	0
2015	Panthers	8	178	22.3	27	0	0	0	0	0.0	0	0
2016	Panthers	6	131	21.8	37	0	0	0	0	0.0	0	0
2017	Bills	0	0	0.0	0	0	0	0	0	0.0	0	0
2018	Texans	0	0	0.0	0	0	0	0	0	0.0	0	0
NFL TOTALS		18	401	22.3	37	0	0	0	0	0.0	0	0

# VETERAN BIOS

## JOE WEBB III'S NFL POSTSEASON RETURN STATISTICS

DATE TEAM	RET.	KICKOFF RETURNS				PUNT RETURNS					
		YDS.	AVG.	LG	TD	NO.	FC	YDS	AVG	LG	TD
2012 Vikings	0	0	0.0	0	0	0	0	0	0.0	0	0
2014 Panthers	0	0	0.0	0	0	0	0	0	0.0	0	0
2015 Panthers	5	83	16.6	25	0	0	0	0	0.0	0	0
2017 Bills	0	0	0.0	0	0	0	0	0	0.0	0	0
2018 Texans	0	0	0.0	0	0	0	0	0	0.0	0	0
<b>NFL TOTALS</b>	<b>5</b>	<b>83</b>	<b>16.6</b>	<b>25</b>	<b>0</b>	<b>0</b>	<b>0</b>	<b>0</b>	<b>0.0</b>	<b>0</b>	<b>0</b>

### SINGLE-GAME HIGHS: QUARTERBACK

<b>Pass Attempts</b>	32 vs. Chicago Bears, Jan 01, 2012 ...1 more at 32.	<b>Passer Rating</b>	87.8 at Philadelphia Eagles, Dec 28, 2010
<b>Pass Completions</b>	20 at Detroit Lions, Jan 02, 2011	<b>Rush Attempts</b>	7 at Detroit Lions, Dec 11, 2011
<b>Yards Passing</b>	200 vs. Chicago Bears, Jan 01, 2012	<b>Rushing Yards</b>	109 at Detroit Lions, Dec 11, 2011
<b>TD Passes</b>	2 at Washington Redskins, Dec 24, 2011	<b>Longest Runs</b>	65t at Detroit Lions, Dec 11, 2011
<b>Long Passes</b>	46 at Philadelphia Eagles, Dec 28, 2010 ...1 more at 46.	<b>Rushing TDs</b>	1 at Washington Redskins, Dec 24, 2011 ...3 more at 1.
<b>Completion Percentage</b>	65.4 at Philadelphia Eagles, Dec 28, 2010		

### SINGLE-GAME HIGHS - POSTSEASON: QUARTERBACK

<b>Pass Attempts</b>	30 at Green Bay Packers, Jan 05, 2013	<b>Completion Percentage</b>	36.7 at Green Bay Packers, Jan 05, 2013
<b>Pass Completions</b>	11 at Green Bay Packers, Jan 05, 2013	<b>Passer Rating</b>	54.9 at Green Bay Packers, Jan 05, 2013
<b>Yards Passing</b>	180 at Green Bay Packers, Jan 05, 2013	<b>Rush Attempts</b>	7 at Green Bay Packers, Jan 05, 2013
<b>TD Passes</b>	1 at Green Bay Packers, Jan 05, 2013	<b>Rushing Yards</b>	68 at Green Bay Packers, Jan 05, 2013
<b>Long Passes</b>	50t at Green Bay Packers, Jan 05, 2013	<b>Longest Runs</b>	17 at Green Bay Packers, Jan 05, 2013 ...1 more at 17.

### SINGLE-GAME HIGHS: RUSHING/RECEIVING

<b>Rush Attempts</b>	7 at Detroit Lions, Dec 11, 2011	<b>All-purpose yards</b>	109 at Detroit Lions, Dec 11, 2011
<b>Rushing Yards</b>	109 at Detroit Lions, Dec 11, 2011	<b>Kickoff Returns</b>	3 at New York Giants, Dec 20, 2015
<b>Longest Runs</b>	65t at Detroit Lions, Dec 11, 2011	<b>Kickoff Return Yards</b>	64 at New York Giants, Dec 20, 2015
<b>Rushing TDs</b>	1 at Washington Redskins, Dec 24, 2011 ...3 more at 1.	<b>Longest Kickoff Return</b>	37 vs. Arizona Cardinals, Oct 30, 2016
<b>Receptions</b>	3 vs. Carolina Panthers, Oct 13, 2013	<b>Special Teams Tackles</b>	2 at Cincinnati Bengals, Oct 08, 2017 ...3 more at 2.
<b>Receiving Yards</b>	24 vs. Carolina Panthers, Oct 13, 2013	<b>Most TDs</b>	3 at Washington Redskins, Dec 24, 2011
<b>Longest Receptions</b>	16 at Philadelphia Eagles, Nov 10, 2014		

### SINGLE-GAME HIGHS - POSTSEASON: RUSHING/RECEIVING

<b>Rush Attempts</b>	7 at Green Bay Packers, Jan 05, 2013	<b>Kickoff Return Yards</b>	59 vs. Seattle Seahawks, Jan 17, 2016
<b>Rushing Yards</b>	68 at Green Bay Packers, Jan 05, 2013	<b>Longest Kickoff Return</b>	25 vs. Seattle Seahawks, Jan 17, 2016
<b>Longest Runs</b>	17 at Green Bay Packers, Jan 05, 2013 ...1 more at 17.	<b>Special Teams Tackles</b>	1 vs. Arizona Cardinals, Jan 24, 2016 ...2 more at 1.
<b>All-purpose yards</b>	68 at Green Bay Packers, Jan 05, 2013	<b>Miscellaneous Tackles</b>	1 at Green Bay Packers, Jan 05, 2013
<b>Kickoff Returns</b>	4 vs. Seattle Seahawks, Jan 17, 2016	<b>Most TDs</b>	1 at Green Bay Packers, Jan 05, 2013

### 100-YARD RUSHING GAMES (1): REGULAR SEASON

DATE	TEAM	ATT.	YDS.	AVG.	LG	TD
12/11/11	at Lions	7	109	15.6	65t	1

# VETERAN BIOS

## 2018 GAME-BY-GAME REGULAR SEASON STATISTICS (TEXANS)

W	DATE	OPPONENT	P/S	PASSING									RUSHING					TD	W/L	SCORE
				ATT	CMP	YDS	PCT	Y/A	Y/C	TD	INT	LG	SK/YD	RATE	ATT	YDS	LG			
01	09/09	at Patriots	P	0	0	0	0.0	0.0	0.0	0	0	0	0/0	0.0	0	0	0	0	L	20-27
02	09/16	at Titans	P	0	0	0	0.0	0.0	0.0	0	0	0	0/0	0.0	0	0	0	0	L	17-20
03	09/23	Giants	P	0	0	0	0.0	0.0	0.0	0	0	0	0/0	0.0	0	0	0	0	L	22-27
04	09/30	at Colts	P	0	0	0	0.0	0.0	0.0	0	0	0	0/0	0.0	0	0	0	0	W	37-34+
05	10/07	Cowboys	P	0	0	0	0.0	0.0	0.0	0	0	0	0/0	0.0	0	0	0	0	W	19-16+
06	10/14	Bills	P	0	0	0	0.0	0.0	0.0	0	0	0	0/0	0.0	0	0	0	0	W	20-13
07	10/21	at Jaguars	P	0	0	0	0.0	0.0	0.0	0	0	0	0/0	0.0	0	0	0	0	W	20-7
08	10/25	Dolphins	P	0	0	0	0.0	0.0	0.0	0	0	0	0/0	0.0	0	0	0	0	W	42-23
09	11/04	at Broncos	P	0	0	0	0.0	0.0	0.0	0	0	0	0/0	0.0	0	0	0	0	W	19-17
11	11/18	at Redskins	P	0	0	0	0.0	0.0	0.0	0	0	0	0/0	0.0	0	0	0	0	W	23-21
12	11/26	Titans	P	0	0	0	0.0	0.0	0.0	0	0	0	0/0	0.0	0	0	0	0	W	34-17
13	12/02	Browns	P	0	0	0	0.0	0.0	0.0	0	0	0	0/0	0.0	0	0	0	0	W	29-13
14	12/09	Colts	P	0	0	0	0.0	0.0	0.0	0	0	0	0/0	0.0	0	0	0	0	L	21-24
15	12/15	at Jets	P	0	0	0	0.0	0.0	0.0	0	0	0	0/0	0.0	0	0	0	0	W	29-22
16	12/23	at Eagles	P	0	0	0	0.0	0.0	0.0	0	0	0	0/0	0.0	0	0	0	0	L	30-32
17	12/30	Jaguars	P	0	0	0	0.0	0.0	0.0	0	0	0	0/0	0.0	0	0	0	0	W	20-3
2018 TOTALS			16-0	0	0	0	0.0	0.0	0.0	0	0	0	0/0	0.0	0	0	0	0	11-5	

+ - Overtime

## 2018 GAME-BY-GAME POSTSEASON STATISTICS (TEXANS)

W	DATE	OPPONENT	P/S	PASSING									RUSHING					TD	W/L	SCORE
				ATT	CMP	YDS	PCT	Y/A	Y/C	TD	INT	LG	SK/YD	RATE	ATT	YDS	LG			
01	01/05	Colts	P	0	0	0	0.0	0.0	0.0	0	0	0	0/0	0.0	0	0	0	0	L	7-21
2018 TOTALS			1-0	0	0	0	0.0	0.0	0.0	0	0	0	0/0	0.0	0	0	0	0	0-1	

## 2018 GAME-BY-GAME POSTSEASON STATISTICS (TEXANS)

W	DATE	OPPONENT	P/S	RECEIVING				RUSHING				TD	W/L	SCORE
				NO	YDS	LG	TD	ATT	YDS	LG	TD			
01	01/05	Colts	P	0	0	0	0	0	0	0	0	0	L	7-21
2018 TOTALS			1-0	0	0	0	0	0	0	0	0	0	0-1	



# JON WEEKS

LONG SNAPPER

5-10 | 242 | BAYLOR

HOMETOWN: BETHPAGE, N.Y. | AGE: 33

10TH NFL SEASON | 10TH WITH TEXANS | ACQUIRED: FA-'10

2018 GP/GS (POST): 16/0 (1/0) | CAREER GP/GS (POST): 144/0 (8/0)

TEAMS: HOU '10-18



46

**TRANSACTIONS:** Signed by the Houston Texans as a college free agent on April 28, 2010...Re-signed with the Texans on March. 5, 2012...Signed a contract extension with the Texans on Sept. 7, 2015.

## CAREER:

- Named to the 2015 Pro Bowl
- Signed by the Texans during the 2010 offseason and made the roster out of training camp
- Has handled 1,367 extra point, field goal and punt snaps and has contributed with 23 special teams tackles
- Tied for second in Texans history with 144 career games played
- Owens a streak of 144 consecutive regular season games played, the longest streak in Texans history
- One of three players (CB Johnathan Joseph and CB/S Kareem Jackson) to play in every postseason game in Texans history
- Played in every game since 2010

## 2018 (Houston 16/0; 1/0):

- Set a new Texans franchise record by playing in his 129th consecutive game (2010-18), passing K Kris Brown (123 straight games from 2002-09). Weeks has snapped on every field goal attempt, extra point attempt and punt for Houston since he signed as a free agent in 2010
- Handled four punts, two extra points and two field goals at Tennessee (9/16)
- Snapped for three punts, three field goals and one extra point vs. the N.Y. Giants (9/23)
- Handled four field goals, four extra points and five punts at Indianapolis (9/30)
- Snapped for five field goals, one extra point and three punts vs. Dallas (10/7)
- Handled two field goals, two extra points and five punts vs. Buffalo (10/14). Passed T Duane Brown (133) for the second-most career games played in franchise history
- Snapped for two field goals, two extra points and six punts at Jacksonville (10/21)
- Handled snaps for six extra point attempts and five punts vs. Miami (10/25)
- Snapped for two field goals, two extra point attempts and six punts at Denver (11/4)
- Handled snaps for five field goals, two extra point attempts and one punt at Washington (11/18)
- Snapped for two field goals, three extra point attempts and five punts vs. Tennessee (11/26)
- Handled snaps for five field goals, two extra points and three punts vs. Cleveland (12/2)

- Snapped for three extra point attempts and eight punts vs. Indianapolis (12/9)
- Handled snaps for five field goals, two extra points and three field goals at the N.Y. Jets (12/15)
- Snapped for four extra point attempts, one field goal and four punts at Philadelphia (12/23)
- Handled 11 total snaps, seven punts, two field goals and two extra point attempts, vs. Jacksonville (12/30)
- Snapped for five punts and one extra point attempt in the Wild Card Round vs. Indianapolis (1/5)

## 2017 (Houston 16/0):

- Served as long snapper on extra points, field goals and punts in all 16 regular season games
- Notched a special teams tackle at Cincinnati (9/14)
- Played in his 115th straight game at New England (9/24), passing Chester Pitts for the second-longest streak in Texans history
- Handled seven extra points, three field goals and two punts vs. Tennessee (10/1)
- Handled five punts, five extra points and one field goal at Seattle (10/29)
- Recorded his second special teams tackle of the season vs. Indianapolis (11/5)
- Handled three field goal attempts, one extra point attempt and four punts at Baltimore (11/27)
- Notched two special teams tackles vs. Pittsburgh (12/25)

## 2016 (Houston 16/0, 2/0):

- Served as long snapper on extra points, field goals and punts in all 16 regular season games and both postseason contests
- Helped K Nick Novak set the franchise single-season record with 35 made field goals
- Played in the 100th regular season game of his career vs. Tennessee (10/2) in Week 4
- Logged special teams tackles at New England (9/22) in Week 3 and vs. Tennessee (10/2) in Week 4

## 2015 (Houston 16/0, 1/0):

- Named to his first Pro Bowl
- Served as long snapper on extra points, field goal and punts in all 16 games
- Notched a career-high eight special teams tackles
- Recovered a fumble on a punt return by Titans WR Harry Douglas in the first quarter at Tennessee (12/27). RB Alfred Blue forced the fumble on the play, which led to a 22-yard field goal by



## VETERAN BIOS

K Nick Novak

- Served as the long snapper in Wild Card Game vs. Kansas City (1/9/16), his fifth career postseason game

### 2014 (Houston 16/0):

- Served as long snapper on extra points, field goal and punts in all 16 games
- Made a special teams tackle at N.Y. Giants (9/21)
- Recorded a special teams tackle at Dallas (10/5) in Week 5

### 2013 (Houston 16/0):

- Saw action on special teams in all 16 games and made a career-high six special teams tackles

### 2012 (Houston 16/0, 2/0):

- Served as long snapper on extra points, field goal and punts in all 16 games plus both playoff games
- Helped K Shayne Graham set the team scoring record with 138 points
- Helped P Donnie Jones set the team punting record with a net average of 40.5 yards
- Recorded a special teams tackle at Denver (9/30)

### 2011 (Houston 16/0, 2/0):

- Served as long snapper on extra points, field goal and punts for all 16 games of the season
- Helped K Neil Rackers set then-team records for field goals made (32) and points in a season (135)
- Made his postseason debut and saw action on special teams in AFC Wild Card Playoff vs. Cincinnati (1/7/12)

### 2010 (Houston 16/0):

- Served as long snapper on extra points, field goal and punts in all 16 contests

- Efforts helped K Neil Rackers convert 27-of-30 field goal attempts and 43-of-43 extra point opportunities
- Made his professional debut long snapping in the season opener vs. Indianapolis (9/12)
- Snapped on punt and field goal attempts at Washington (9/19) including Rackers' game-winning 35-yard field goal
- Contributed to Rackers hitting all three field goal attempts including a career long of 57 yards at Denver (12/26)

### COLLEGE:

- Played four seasons (2004-07) at Baylor University in Waco, Texas
- Originally attended Baylor as an invited walk-on
- Earned a scholarship after his freshman season
- Was discovered at a special teams camp by the Baylor special teams coach
- Snapped for two-time Ray Guy Award winner Daniel Sepulveda
- Handled the long-snapping chores for Baylor from 2004-07 and earned four varsity letters

### PERSONAL:

- Was in training to be an EMT when called by the Texans for a tryout
- An all-region offensive and defensive lineman for Mountain Ridge High School in Glendale, Ariz.
- Two-way player of the year selection
- Friday Night Fever Defensive Line Player of the Year
- Received the Curley Culp Award as Arizona's best defensive lineman
- Mountain Ridge recorded four straight winning records during his prep career and captured regional titles in both 2000 and 2002
- Mountain Lions went 24-2 during Weeks' last two seasons, which included a 14-1 mark and a state semifinal appearance as a junior in 2002

## JON WEEKS' NFL REGULAR SEASON STATISTICS

DATE	TEAM	GP
2010	Texans	16
2011	Texans	16
2012	Texans	16
2013	Texans	16
2014	Texans	16
2015	Texans	16
2016	Texans	16
2017	Texans	16
2018	Texans	16
<b>NFL TOTALS</b>		<b>144</b>

## JON WEEKS' NFL POSTSEASON STATISTICS

DATE	TEAM	GP
2011	Texans	2
2012	Texans	2
2015	Texans	1
2016	Texans	2
2018	Texans	1
<b>NFL TOTALS</b>		<b>8</b>

# VETERAN BIOS

## 2018 GAME-BY-GAME REGULAR SEASON STATISTICS (TEXANS)

W	DATE	OPPONENT		W/L	SCORE
01	09/09	at Patriots	P	L	20-27
02	09/16	at Titans	P	L	17-20
03	09/23	Giants	P	L	22-27
04	09/30	at Colts	P	W	37-34+
05	10/07	Cowboys	P	W	19-16+
06	10/14	Bills	P	W	20-13
07	10/21	at Jaguars	P	W	20-7
08	10/25	Dolphins	P	W	42-23
09	11/04	at Broncos	P	W	19-17
11	11/18	at Redskins	P	W	23-21
12	11/26	Titans	P	W	34-17
13	12/02	Browns	P	W	29-13
14	12/09	Colts	P	L	21-24
15	12/15	at Jets	P	W	29-22
16	12/23	at Eagles	P	L	30-32
17	12/30	Jaguars	P	W	20-3
<b>2018 TOTALS</b>			<b>16</b>	<b>11-5</b>	

+ - Overtime

## 2018 GAME-BY-GAME POSTSEASON STATISTICS (TEXANS)

W	DATE	OPPONENT		W/L	SCORE
01	01/05	Colts	P	L	7-21
<b>2018 TOTALS</b>			<b>1</b>	<b>0-1</b>	



# ISAAC WHITNEY

WIDE RECEIVER

6-2 | 204 | SOUTHERN CALIFORNIA

HOMETOWN: MOORE, OKLA. | AGE: 24

1ST NFL SEASON | 1ST WITH TEXANS | ACQUIRED: FA-'18

CAREER GP/GS: 2/0

TEAMS: OAK '17; HOU '18



19

**TRANSACTIONS:** Signed by the Oakland Raiders as a college free agent on May 5, 2017...Waived by the Raiders on Sept. 2, 2017...Signed to the Raiders practice squad on Sept. 3, 2017...Signed to the Raiders active roster on Nov. 29, 2017...Waived by the Raiders on Sept. 1, 2018...Signed to the Houston Texans practice squad on Sept. 18, 2018...Signed by the Texans on Jan. 7, 2019.

## 2018 (Houston 0/0):

- Spent the offseason, training camp and the preseason with the Raiders
- Signed to the Texans practice squad on Sept. 18
- Spent Weeks 3-17 and the postseason on the Texans practice squad

## 2017 (Oakland 2/0):

- Spent Weeks 1-12 on the Raiders practice squad
- Made his NFL debut and contributed as a reserve wide receiver and appeared on special teams vs. the New York Giants (12/3)
- Inactive Week 14 at Kansas City (12/10)
- Contributed on offense and special teams vs. Dallas (12/17)
- Inactive Weeks 16-17

## COLLEGE:

- Played two seasons (2015-16) at the University of Southern California in Los Angeles after playing one season at Riverside (Calif.) Community College in 2014 and one season at Central

Oklahoma in Edmond, Okla. in 2013

- Redshirted the 2012 season at Central Oklahoma
- Recorded three receptions for 32 yards (10.7 avg.) for the Trojans as a senior in 2016
- Ran track, running the second leg on the 400-meter relay team and helping the team to a second place finish at the Pac-12 Championships as a senior
- Tallied eight receptions for 112 yards (14.0 avg.) and two touchdowns in five games as a junior in 2015
- Earned 2014 Prep State JUCO All-America honors and was named to the All-Southern California Football Association National Division Central League second team as a sophomore at Riverside (Calif.) Community College
- Hauled in 49 passes for 809 yards (16.5 avg.) and four touchdowns in 2014
- Registered 11 receptions for 100 yards (9.1 avg.), one special teams tackle and one fumble recovery as a redshirt freshman at Central Oklahoma in 2013

## PERSONAL:

- Attended Southmoore High School in Moore, Okla.
- Earned Prep Star All-Midlands Region and All-District 6A-3 honors as a senior wide receiver and defensive back in 2011
- Caught 25 passes for 415 yards (16.6 avg.) and seven touchdowns
- Ran track for Southmoore
- Majored in sociology at Southern California

### ISAAC WHITNEY'S NFL REGULAR SEASON RUSHING/RECEIVING STATISTICS

DATE TEAM	GP GS	RECEIVING					RUSHING				
		NO.	YDS	AVG	LG	TD	NO.	YDS.	AVG.	LG	TD
2017 Raiders	2 0	0	0	0.0	0	0	0	0	0.0	0	0
2018 Texans	0 0	0	0	0.0	0	0	0	0	0.0	0	0
NFL TOTALS	2 0	0	0	0.0	0	0	0	0	0.0	0	0

### ISAAC WHITNEY'S NFL POSTSEASON RUSHING/RECEIVING STATISTICS

DATE TEAM	GP GS	RECEIVING					RUSHING				
		NO.	YDS	AVG	LG	TD	NO.	YDS.	AVG.	LG	TD
2018 Texans	0 0	0	0	0.0	0	0	0	0	0.0	0	0
NFL TOTALS	0 0	0	0	0.0	0	0	0	0	0.0	0	0

# VETERAN BIOS

## 2018 GAME-BY-GAME REGULAR SEASON STATISTICS (TEXANS)

W	DATE	OPPONENT P/S	RECEIVING				RUSHING				TD	W/L	SCORE
			NO	YDS	LG	TD	ATT	YDS	LG	TD			
01	09/09	at Patriots										L	20-27
02	09/16	at Titans										L	17-20
03	09/23	Giants										L	22-27
04	09/30	at Colts										W	37-34+
05	10/07	Cowboys										W	19-16+
06	10/14	Bills										W	20-13
07	10/21	at Jaguars										W	20-7
08	10/25	Dolphins										W	42-23
09	11/04	at Broncos										W	19-17
11	11/18	at Redskins										W	23-21
12	11/26	Titans										W	34-17
13	12/02	Browns										W	29-13
14	12/09	Colts										L	21-24
15	12/15	at Jets										W	29-22
16	12/23	at Eagles										L	30-32
17	12/30	Jaguars										W	20-3
2018 TOTALS			0-0	0	0	0	0	0	0	0	0	11-5	

+ - Overtime

## 2018 GAME-BY-GAME POSTSEASON STATISTICS (TEXANS)

W	DATE	OPPONENT P/S	RECEIVING				RUSHING				TD	W/L	SCORE
			NO	YDS	LG	TD	ATT	YDS	LG	TD			
01	01/05	Colts										L	7-21
2018 TOTALS			0-0	0	0	0	0	0	0	0	0	0-1	





# XAVIER CRAWFORD

CORNERBACK

5-11 | 187 | CENTRAL MICHIGAN

HOMETOWN: PITTSBURG, CALIF. | AGE: 23

ROOKIE | 1ST WITH TEXANS | ACQUIRED: D6-'19

CAREER GP/GS: 0/0

TEAMS: HOU '19



28

**TRANSACTIONS:** Selected by the Houston Texans with the 23rd pick of the sixth round (195th overall) in the 2019 NFL Draft

## COLLEGE CAREER:

- Finished his college career at Central Michigan, playing one season (2018) for the Chippewas, totaling 24 tackles (18 solo), 3.0 tackles for loss, two fumble recoveries, one interception and 12 passes defended in 11 games as a redshirt junior
- Spent three seasons at Oregon State (2015-17), before suffering a season-ending injury in 2017 and transferring to Central Michigan. In his time at Oregon State, totaled 87 tackles (63 solo), 2.0 tackles for loss, 1.0 sack, one interception, 13 passes defended and one forced fumble in 17 games for the Beavers.

## 2018 (Central Michigan):

- Transferred to Central Michigan in 2018 and started in 11 games for the Chippewas, totaling 24 tackles (18 solo), 3.0 tackles for loss, two fumble recoveries, one interception and 12 passes defended on the season
- Named First Team All-Mid-American-Conference
- His 12 passes defended led the MAC
- Recorded a season-high four passes defended, one tackle and a recovered two fumbles at Akron (10/27)
- Posted season highs in tackles (five) and tackles for loss (1.5) at Michigan State (9/29)

## 2017 (Oregon State):

- Started in five games as a redshirt sophomore before suffering a season-ending injury and missing the final seven
- Ended his season with 17 tackles (13 solo) and two passes

defensed

- Registered a season-high seven tackles (five solo) in the season opener at Colorado State (8/26)

## 2016 (Oregon State):

- Started all 12 games as a redshirt freshman, finishing the season with 70 tackles (50 solo), 2.0 tackles for loss, 1.0 sack, one interception, 11 passes defended and one forced fumble
- His 11 passes defended led the team and his 70 tackles ranked fourth on the team
- Named freshman All-American by the Football Writers Association of America, USA Today and Pro Football Focus
- Received Pac-12 All-Conference honorable mention accolades
- Recorded seven tackles and notched the first interception of his career vs. Arizona (11/19)
- Tallied nine tackles and his second sack of the season at Stanford (11/5)
- Racked up a career-high 10 tackles (seven solo) vs. California (10/8), including one tackle for loss and a season-high three passes defended

## PERSONAL:

- Attended Pittsburg (Calif.) High School
- Played wide receiver and defensive back for Pittsburg, helping his team to a 9-1 record and a share of the Diablo League Championship
- Named league MVP as a senior and earned All-North Coast Section honors
- Participated in track & field in high school, helping his team capture the 2014 league title in the 100 and 200 meter sprints



## CULLEN GILLASPIA

**FULLBACK**

**6-2 | 235 | TEXAS A&M**

**HOMETOWN: KATY, TEXAS | AGE: 24**

**ROOKIE | 1ST WITH TEXANS | ACQUIRED: D7-'19**

**CAREER GP/GS: 0/0**

**TEAMS: HOU '19**



**44**

**TRANSACTIONS:** Selected by the Houston Texans with the sixth pick of the seventh round (220th overall) in the 2019 NFL Draft

### CAREER AT TEXAS A&M:

- Spent five seasons at Texas A&M (2014-18), initially joining the team as a walk-on before earning a scholarship in 2016
- Served as the Aggies' 12<sup>th</sup> man in every game of the 2016, 2017 and 2018 seasons, a tradition where a walk-on special teams player wears the No. 12 jersey to represent the entire student body
- Became the first ever 12<sup>th</sup> man to be drafted
- Saw most of his action on special teams, but transitioned to fullback his senior season in 2018
- Appeared in 41 games for the Aggies, finishing his collegiate career with 25 tackles (17 solo), one forced fumble, one fumble recovery and two blocked kicks as well as 33 yards and a touchdown rushing and 52 yards receiving

### 2018 (Texas A&M):

- Appeared in 12 games as the Aggies' 12<sup>th</sup> Man.
- Became the first 12<sup>th</sup> man in history to see action on offense and recorded five carries for 33 yards and a touchdown and pulled in five catches for 52 yards. Added six solo tackles on special teams
- Given the team's Special Teams Most Impactful Award
- In the Gator Bowl vs. NC State (12/31), rushed three times for 20 yards and a touchdown, becoming the first 12<sup>th</sup> man in school history to score a touchdown
- Recorded his first career offensive statistics with a five yard rush

and a career-long reception of 21 yards vs. Clemson (9/8)

### 2017 (Texas A&M):

- Played in 13 games for the Aggies, serving as the 12<sup>th</sup> man
- Finished the season with nine tackles (five solo) and two blocked punts, including one resulting in a safety
- Also returned two kickoffs for 18 yards
- Recorded a season-high three tackles on special teams at Florida (10/14) and blocked the second punt of his career
- Blocked the first punt of his career, which resulted in a safety vs. Alabama (10/7)

### 2016 (Texas A&M):

- Earned a scholarship at fall camp
- Led the team with six tackles on special teams, earning him Special Teams Co-MVP honors
- Appeared in all 13 games for the Aggies, finishing the season with nine total tackles, one forced fumble and one fumble recovery

### 2015 (Texas A&M):

- As a walk-on, appeared in two games, primarily on special teams
- Recorded his first career tackle at LSU (11/28)

### 2014 (Texas A&M):

- Redshirted his true freshman season

### PERSONAL:

- Attended Katy Taylor (Texas) High School, where he played baseball and football as an all-district linebacker and return specialist



# TYTUS HOWARD

TACKLE

6-6 | 311 | ALABAMA STATE

HOMETOWN: MONROEVILLE, ALA. | AGE: 23

ROOKIE | 1ST WITH TEXANS | ACQUIRED: D1-'19

CAREER GP/GS: 0/0

TEAMS: HOU '19



71

**TRANSACTIONS:** Selected by the Houston Texans with the 23rd pick in the first round (23rd overall) of the 2019 NFL Draft.

## CAREER AT ALABAMA STATE:

- Played four seasons (2015-18) at Alabama State University in Montgomery, Ala. after redshirting the 2014 campaign
- Three-year starter and three-year captain along the offensive line
- Began his career as a walk-on tight end, before transitioning to offensive line
- Grew two inches and gained more than 100 pounds over the duration of his college career

## 2018 (Alabama State):

- Started 10 games along the offensive line
- Earned FCS First-Team All-America honors from HERO Sports

## 2017 (Alabama State):

- Played and started all 11 games at tackle in 2017

- Led the team in pancakes and allowed just one sack
- Helped the hornets win five of the final six games of the season

## 2016 (Alabama State):

- Started in seven games along the offensive line

## 2015 (Alabama State):

- Appeared in eight games with six starts in 2015
- Helped the Hornets average 373.5 yards per game on offense

## 2014 (Alabama State):

- Redshirted the season

## PERSONAL:

- Attended Monroe County High School in Monroeville, Ala.
- Played quarterback in high school and rushed for 315 yards in a single game as a senior
- Lettered in basketball in high school as well
- Majored in criminal justice at Alabama State



# **LONNIE JOHNSON JR.**

**CORNERBACK**

**6-2 | 213 | KENTUCKY**

**HOMETOWN: GARY, IND. | AGE: 23**

**ROOKIE | 1ST WITH TEXANS | ACQUIRED: D2A-'19**



**32**

**TRANSACTIONS:** Selected by the Houston Texans with the 22nd pick in the second round (54th overall) of the 2019 NFL Draft.

## **COLLEGE:**

- ✦ Played two seasons (2017-18) at the University of Kentucky in Lexington, Ky. after transferring from Garden City (Kan.) Community College where played one season (2015)
- ✦ Also played one season (2014) at San Bernardino Valley Community College
- ✦ Sat out the 2016 season to focus on academics
- ✦ Recorded 64 total tackles, three tackles for loss, 1.0 sack, 12 passes defended, two blocked kicks, one interception and one forced fumble in 26 games (18 starts) at Kentucky

## **2018 (Kentucky):**

- ✦ Recorded 23 total tackles, four passes defended, one interception and one forced fumble and started all 13 games for the Wildcats as a senior
- ✦ Tallied a season-high four total tackles and one pass defended vs. Georgia (11/3)
- ✦ Totaled three tackles and one pass defended at Florida (9/8)
- ✦ Notched his first-career interception in the Citrus Bowl vs. Penn State (1/1/19)
- ✦ Recorded four total tackles in the 2019 Reese's Senior Bowl following his senior campaign

## **2017 (Kentucky):**

- ✦ Notched 41 total tackles, three tackles for loss, 1.0 sack, five passes defended and two blocked kicks after appearing in all 13 games in his first season at Kentucky
- ✦ Recorded six total tackles and blocked a field goal vs. Missouri

(10/7)

- ✦ Tallied three total tackles and his first-career sack vs. Tennessee (10/28)
- ✦ Finished with five total tackles, one tackle for loss and one pass defended vs. Ole Miss in his first career start (11/4)
- ✦ Registered a career-high seven total tackles vs. Louisville (11/25)

## **2016 (Garden City CC):**

- ✦ Sat out the season to focus on academics

## **2015 (Garden City CC):**

- ✦ Earned second-team All-Kansas Jayhawk Community College Conference after notching 35 total tackles (28 solo), five interceptions and one fumble recovery in his lone season with the Broncbusters

## **2014 (San Bernardino Valley CC):**

- ✦ Played wide receiver and appeared on special teams as a true freshman

## **PERSONAL:**

- ✦ Attended Gary (Ind.) West Side High School
- ✦ Recorded 66 total tackles, two interceptions, two blocked field goals and one blocked punt in high school
- ✦ Also caught 40 passes for 772 yards (19.3 avg.) and 14 career touchdowns
- ✦ Lettered in track & field and led Gary West Side to the 2014 state championship with individual titles in the long jump and 4x100 relay
- ✦ Son of Nora and Lonnie Johnson
- ✦ Graduated with a degree in community and leadership development





## CHARLES OMENIHU

DEFENSIVE END

6-5 | 280 | TEXAS

HOMETOWN: ROWLETT, TEXAS | AGE: 21

ROOKIE | 1ST WITH TEXANS | ACQUIRED: D5-'19

CAREER GP/GS: 0/0

TEAMS: HOU '19



94

**TRANSACTIONS:** Selected by the Houston Texans with the 23<sup>rd</sup> pick of the fifth round (161<sup>st</sup> overall) in the 2019 NFL Draft

### COLLEGE CAREER:

- Played four seasons (2015-18) at the University of Texas, where he participated in all 51 games (33 starts) of his career and totaled 99 tackles (68 solo), 29.5 tackles for loss, 17.0 sacks, 12 quarterback hurries, three forced fumbles and one fumble recovery
- Awarded Big 12 Defensive Lineman of the Year in 2018 and named first team All-Big 12

### 2018 (Texas):

- Started in all 14 games as a senior, totaling 45 tackles (32 solo), 18.0 tackles for loss, 9.5 sacks, two passes defended, five quarterback hurries, one forced fumble and one fumble recovery on the season
- Named Big 12 Defensive Lineman of the Year and first team All-Big 12 by the Associated Press and coaches
- Earned honorable mention for Big 12 Defensive Player of the Year
- Recorded four tackles, was in on a sack and recovered a fumble vs. Iowa State (11/17)
- Matched his season-high with six tackles at Oklahoma State (10/27) and added 2.5 tackles for loss and 1.0 sack in the contest
- Tallied five solo tackles, including a career-high 3.0 tackles for loss at Kansas State (9/29)
- Posted a career-high six tackles in the season opener vs. Maryland (9/1)

### 2017 (Texas):

- Participated in all 13 games (12 starts) and finished the season with 28 tackles (20 solo), including 7.0 tackles for loss
- Tied for the team lead in sacks (4.0) and quarterback hurries (six), while also adding two forced fumbles

- Posted three tackles and one sack at USC (9/16), helping the defense hold the Trojans to only 71 rushing yards
- Tallied one tackle and one quarterback hurry at Iowa State (9/28), helping to hold the Cyclones to only 10 yards rushing on 15 attempts.
- Recorded one tackle in the 56-0 victory over San Jose State (9/9) as part of a defensive line that only allowed 42 rushing yards in the contest

### 2016 (Texas):

- Saw action in all 12 games (seven starts) and was credited with 26 tackles (16 solo), 4.5 tackles for loss, 3.5 sacks and one quarterback hurry
- Tallied three tackles, including a season-high 1.5 sacks vs. Baylor (10/29)
- Notched his first career sack vs. UTEP (9/10)
- Posted a season-high five tackles in the season opener vs. No. 10 Notre Dame (9/4)

### 2015 (Texas):

- Appeared in all 12 games as a reserve defensive end and finished the season with 17 tackles (15 solo) 1.0 tackle for loss, one forced fumble and one fumble recovery
- Registered five solo tackles vs. Kansas (11/7)
- Recorded his first career tackle for loss vs. Kansas State (10/24)
- Forced the first fumble of his career at TCU (10/3) and added two tackles in the contest

### PERSONAL:

- Attended Rowlett (Texas) High School
- Recorded 61 tackles, 11.5 sacks, 23 tackles for loss and five forced fumbles as a senior, earning him an invite to the 2015 Semper Fidelis All-American Bowl
- A two-time all-district honoree after being named first-team All-District 11-6A in 2014 and second-team All-District 11-5A in 2013
- Ranked the No. 56 defensive end in the nation and the No. 101 player in Texas by ESPN.com



# MAX SCHARPING

TACKLE

6-6 | 317 | NORTHERN ILLINOIS

HOMETOWN: GREEN BAY, WIS. | AGE: 22

ROOKIE | 1ST WITH TEXANS | ACQUIRED: D2B-'19

CAREER GP/GS: 0/0

TEAMS: HOU '19



74

**TRANSACTIONS:** Selected by the Houston Texans with the 23rd pick in the second round (55th overall) of the 2019 NFL Draft.

## CAREER AT NORTHERN ILLINOIS:

- Played four seasons (2015-18) at Northern Illinois University in DeKalb, Ill. after redshirting the 2014 campaign
- Started every game of his college career (53 games) and did not miss a snap as a senior in 2018
- Earned All-MAC honors at right tackle in 2016 and left tackle in 2017

## 2018 (Northern Illinois):

- Did not miss a snap after starting all 14 games and leading the Huskies to a MAC Championship
- Earned a \$13,000 scholarship as a National Football Foundation Scholar-Athlete and was one of 12 finalists for the Williams Campbell Trophy
- Semifinalist for the Wuerffel Trophy, given to the college football player 'who best combines exemplary community service with athletic and academic achievement.'
- Did not allow any sacks or QB pressures versus Utah, BYU or Florida State

## 2017 (Northern Illinois):

- Earned first-team All-MAC honors at left tackle
- Started all 13 games
- Led the way for Huskie running backs to run for more than 100 yards in four games including at Nebraska (9.16)
- Named to the Academic All-MAC for the third time and was a MAC Distinguished Scholar-Athlete

## 2016 (Northern Illinois):

- Earned All-MAC honors at right tackle
- Started every game for a second-consecutive year, including seven starts at right guard
- Member of an offensive line that led the nation in fewest sacks allowed with eight
- Helped block for back-to-back 300-yard rushing games against Western Illinois (9/24) and at Ball State (10/1)

## 2015 (Northern Illinois):

- Named to the FWAA Freshman All-American Team as the MAC's only representative on the team
- Started all 14 games for the Huskies as a freshman
- Started the season at right tackle, but also played right guard
- Named Northern Illinois Co-Offensive Player of the Week after the Huskies put up 59 points and 636 yards of total offense vs. Ball State (10/10)
- Helped the Huskies capture their sixth-consecutive MAC West title
- Earned Academic All-MAC and MAC Distinguished Scholar Athlete recognition

## 2014 (Northern Illinois):

- Redshirted the season

## PERSONAL:

- Attended Southwest High School in Green Bay, Wisc.
- Named first-team all-state as a senior in 2013
- Three-time all-conference and two-time all-area selection
- Started all by one game over three seasons on the offensive and defensive lines
- Earned his undergraduate degree in kinesiology and completed his master's degree in December 2018



# KAHALE WARRING

TIGHT END

6-5 | 252 | SAN DIEGO STATE

HOMETOWN: SONORA, CALIF. | AGE: 22

ROOKIE | 1ST WITH TEXANS | ACQUIRED: D5-'19

CAREER GP/GS: 0/0

TEAMS: HOU '19



81

**TRANSACTIONS:** Selected by the Houston Texans with the 23rd pick in the third round (86th overall) of the 2019 NFL Draft.

## CAREER AT SAN DIEGO STATE:

- ✦ Played three seasons (2016-18) at San Diego (Calif.) State University after redshirting the 2015 campaign
- ✦ Began as a walk-on tight end and ultimately earned a scholarship in 2017
- ✦ Put on more than 30 pounds throughout his college career

## 2018 (San Diego State):

- ✦ Earned honorable mention all-Mountain West Conference honors
- ✦ Recorded a team-high 31 receptions for 372 yards (12.0 avg.) with a team-leading three touchdowns and played in 12 games with two starts
- ✦ Named as a Burlsworth Trophy nominee, given to the most outstanding college football player who began his career as a walk-on and has shown outstanding performance on the field
- ✦ Named an honorable mention selection for the John Mackey Award Tight End of the Week after setting career highs with six receptions for 95 yards (15.8 avg.) and two touchdowns at Nevada (10/27)
- ✦ Recorded five receptions for 61 yards (12.2 avg.) and a touchdown at New Mexico (11/3)

## 2017 (San Diego State):

- ✦ Finished with 18 receptions for 248 yards (13.8 avg.) and a team-high three touchdowns in 13 games with three starts
- ✦ Notched five receptions for 72 yards (14.8 avg.) and one touchdown vs. UC Davis (9/2)
- ✦ Recorded a team-high three catches for 39 yards (13.0 avg.) and one touchdown vs. Northern Illinois (9/30)

## 2016 (San Diego State):

- ✦ Appeared in the team's first four games before missing the remainder of the season due to injury
- ✦ Recorded two receptions for 17 yards (8.5 avg.)

## 2015 (San Diego State):

- ✦ Redshirted the season

## PERSONAL:

- Real Name is Kahalekuiokalani Michael Wodehouse Warring
- Attended Sonora (Calif.) High School
- ✦ Only played one season of high school football, but earned all-league accolades as he caught 21 passes for 548 yards (26.1 avg.) and helped the Wildcats to an 11-2 record
- ✦ Also lettered in basketball, water polo, swimming, cross country and tennis
- ✦ Averaged 19.6 points and 10.8 rebounds per game as a senior
- ✦ Earned all-conference honors in water polo
- ✦ Full name is Kahale Kuio Kalani Michael Wodehouse Warring
- ✦ Majored in communications



# FLOYD ALLEN

WIDE RECEIVER

5-10 | 199 | MISSISSIPPI

HOMETOWN: HOUSTON, TEXAS | AGE: 22

ROOKIE | 1ST WITH TEXANS | ACQUIRED: CFA-'19



82

**TRANSACTIONS:** Signed with the Houston Texans as a free agent on May 20, 2019

## CAREER AT MISSISSIPPI STATE:

- ✦ Played two seasons at the University of Mississippi after transferring from junior college. Appeared in nine games as a reserve receiver and recorded four catches for 44 yards. Also saw action on special teams
- ✦ Initially was a walk-on at Ole Miss, but eventually earned a scholarship
- ✦ Spent the first two years of his college career in junior college,

playing at El Camino College in 2016 and Bethany College in 2015.

- ✦ In his sophomore season at El Camino, played in two games and hauled in three catches for 40 yards
- ✦ As a freshman at Bethany, tallied six catches for 125 yards and rushed for 33 yards and a touchdown in six games

## PERSONAL:

- ✦ Is a Houston native and attended Nimitz High School
- ✦ Named a National Houston Scholar and first team academic all-district in high school
- ✦ Played football and ran track at Nimitz High School





# JESSE ANIEBONAM

OUTSIDE LINEBACKER

6-3 | 260 | MARYLAND

HOMETOWN: SILVER SPRING, MD. | AGE: 23

ROOKIE | 1ST WITH TEXANS | ACQUIRED: CFA-'19

CAREER GP/GS: 0/0

TEAMS: HOU '19



69

**TRANSACTIONS:** Signed by the Houston Texans as a college free agent on May 10, 2019

## CAREER AT MARYLAND:

- Spent five seasons at Maryland, redshirting his senior season after sustaining a season-ending injury in the first game of 2017
- Over his five years with the Terps, played in 42 games, racking up 123 total tackles (63 solo), 26.5 tackles for loss, 15.0 sacks, three passes defended, one forced fumble and added one punt return for 45 yards and a touchdown.

## 2018 (Maryland)

- Returned for 2018 as a redshirt senior after missing all of 2017 due to injury
- Played in all 12 games and recorded 39 tackles (18 solo). Added 2.0 sacks and a quarterback hit on the season
- Tied for third on the team with 5.0 tackles for loss for a total loss of 30 yards
- Recorded seven tackles and assisted on a tackle for loss at Iowa (10/20)
- Posted four tackles (three solo) and notched one tackle for loss at Michigan (10/6)
- Tied for the team lead with 1.5 tackles for loss and added a sack and four tackles vs. Minnesota (9/22)
- Recorded the first touchdown and the first blocked punt of his career in the fourth quarter vs. Temple (9/15), blocking a punt on the 45-yard line and returning it for a touchdown. Also tied his season high with seven tackles, including one tackle for loss

## 2017 (Maryland):

- Started at DE in the season opener at Texas (9/2) and recorded two tackles before leaving the game with a season-ending injury.
- Redshirted the remainder of the 2017 season

## 2016 (Maryland):

- Appeared in all 13 games as a junior and established career highs in almost every statistical category including tackles (46), tackles for loss (14.0), sacks (9.0), quarterback hits (three) and forced fumbles (one)

- His 14.0 tackles for loss and 9.0 sacks also led the team
- Led all outside linebackers in the Big Ten with 30 pressures
- Averaged 0.69 sacks per game, the fifth-high mark in the Big Ten
- Racked up 89 yards on tackles for loss, the eighth-best single-season total in program history
- Recorded his first career forced fumble vs. Boston College (12/26) and added three tackles and one tackle for loss
- Posted a career-high 2.0 sacks for 17 yards vs. Rutgers (11/26)
- Matched his season high with five tackles at Indiana (10/29)
- Posted a season-high five tackles and 1.5 sacks at Penn State (10/8)
- Notched a career-high 3.0 tackles for loss at UCF (9/17)

## 2015 (Maryland):

- Appeared in all 12 games as a sophomore.
- Moved from outside linebacker to defensive end in the team's new 4-3 base defense scheme and recorded 23 tackles (14 solo) on the season
- His 3.5 sacks ranked third on the team and his 6.5 tackles for loss tied for fourth
- Made his first career start vs. Bowling Green (9/12) and recorded a season-high five tackles
- Notched three tackles and a sack in the season opener vs. Richmond (9/5)

## 2014 (Maryland):

- Played in all 13 games as a true freshman and finished the season with 14 tackles, including 1.0 tackle for loss and 0.5 sack

## PERSONAL:

- Attended Good Counsel (Md.) High School
- Leader of the team's defensive line, helping his team to the WCAC Semifinals and earning him a selection to the U.S. Army All-America Bowl, a Maryland Consensus All-State first team selection, first team Private School All-State honors, an American Family Insurance All-USA D.C. Team selection, an All-WCAC first team selection and a Montgomery Gazette first team selection
- Ranked as the second-best prospect in Maryland by ESPN, Rivals and 247Sports.com



# DERRICK BAITY JR.

CORNERBACK

6-2 | 197 | KENTUCKY

HOMETOWN: TAMPA, FLA. | AGE: 22

ROOKIE | 1ST WITH TEXANS | ACQUIRED: CFA-'19



30

**TRANSACTIONS:** Signed by the Houston Texans as a college free agent on May 10, 2019.

## CAREER AT KENTUCKY:

- ✦ Player four seasons (2015-18) at Kentucky and never missed a game, playing in all 51 games with 41 starts
- ✦ Finished his career at Kentucky totaling 148 tackles, 25 passes defended, 6.0 tackles for loss, six interceptions, two forced fumbles and two quarterback hurries

## 2018 (Kentucky):

- ✦ Played in all 13 games (12 starts) and totaled 38 tackles, a team-high seven passes defended and one interception, helping Kentucky to its first 10-win season in over 40 years
- ✦ Posted a season-high six tackles vs. Georgia (11/3) and added one quarterback hit and assisted on a tackle for loss
- ✦ Forced a fumble in the fourth quarter at Texas A&M (10/6) that was recovered for a touchdown, forcing OT. Also added five tackles, one tackle for loss and a pass defended in the contest
- ✦ Recorded his only interception of the season in the win over South Carolina (9/29) and added three tackles

## 2017 (Kentucky):

- ✦ Played in all 13 games (12 starts) and notched a career-high 49 tackles on the season, which ranked sixth on the team.
- ✦ Also added a team-high nine passes defended, two interceptions which were the second most on the team, 0.5 tackle for loss, one forced fumble and one fumble recovery on the season
- ✦ Posted a career-high three passes defended vs. Missouri (10/7) and added six tackles
- ✦ Responsible for three defensive takeaways in the second half of the win at South Carolina (9/16), including two stops on 4th-

and-1 and an interception. Also led the Wildcats with eight tackles in the contest. Named SEC Co-Defensive Player of the Week for his play at South Carolina.

- ✦ Tallied eight tackles and his first career fumble recovery vs. Eastern Kentucky (9/9)

## 2016 (Kentucky):

- ✦ Started in all 13 games of his sophomore season, totaling 42 tackles
- ✦ Tied for the team lead with a career-high three interceptions on the season and ranked second on the team with seven passes defended
- ✦ Recorded four tackles, a tackle for loss and a pass defended in the win vs. Mississippi State (10/22)
- ✦ Notched a career-high seven tackles in the win vs. Vanderbilt (10/8)
- ✦ Registered his first career interception at Florida (9/10)

## 2015 (Kentucky):

- ✦ Played in all 12 games as a true freshman and made starts in the final four games of the season
- ✦ Totaled 19 tackles, including one tackle for loss and added two passes defended on the season

## PERSONAL:

- ✦ Attended H.B. Plant (Fla.) High School
- ✦ As a senior, recorded 66 tackles, three tackles for loss, six interceptions (three returned for touchdowns) and three fumble recoveries
- ✦ Named First Team All-State and ranked as the No. 83 cornerback in the nation
- ✦ Son of Tasha Moore and Derrick Baity, Sr.
- ✦ Has a son, Derrick Baity III and a daughter, Trinity



# D.J. COKER

## CENTER

### 6-2 | 310 | RHODES COLLEGE

HOMETOWN: BUFORD, GA. | AGE: 21

ROOKIE | 1ST WITH TEXANS | ACQUIRED: CFA-'19

CAREER GP/GS: 0/0

TEAMS: HOU '19



# 62

**TRANSACTIONS:** Signed by the Houston Texans as a college free agent on May 10, 2019

#### CAREER AT RHODES COLLEGE:

- ✔ Played four seasons at Rhodes College, appearing in 25 games over his collegiate career
- ✔ Named an American Football Coaches Association (AFCA) Division III Coaches' All-American in 2017 and 2018, becoming the only Rhodes College player to earn the honor in back-to-back seasons

#### 2018 (Rhodes College):

- ✔ Played in all 10 games for the second-consecutive season, paving the way for the team's 2,055 rushing yards on the season
- ✔ Helped the offense average 392.2 yards per game

#### 2017 (Rhodes College):

- ✔ Saw action in all 10 games, helping the offense to 4,686 total yards for an average of 468.6 yards per game
- ✔ Paved the way for a 5.3 yards-per-carry average
- ✔ Named All-South Region (OL) by D3Football.com and First Team All-SAA (OL)

#### PERSONAL:

- ✔ Attended Greater Atlanta (Ga.) Christian School, where he was a four-year letterman in football and wrestling
- ✔ Invited to participate in the 2015 Gwinnett County All-Star Game
- ✔ Won the 2015 Wrestling State Championship, the first in his high school's history
- ✔ Named 2015 Wrestling Second Team All-State, 2014 Wrestling All-Region and was a 2014 Wrestling Prep Slam finalist



# DAMAREA CROCKETT

**RUNNING BACK**

**5-11 | 225 | MISSOURI**

**HOMETOWN: LITTLE ROCK, ARK. | AGE: 21**

**ROOKIE | 1ST WITH TEXANS | ACQUIRED: CFA-'19**

**CAREER GP/GS: 0/0**

**TEAMS: HOU '19**



**36**

**TRANSACTIONS:** Signed by the Houston Texans as a college free agent on May 10, 2019

## CAREER AT MISSOURI:

- Played three seasons (2016-18) at Missouri, appearing in 29 games over his career
- Amassed 2,252 yards (5.9 avg.) and 19 touchdowns rushing and added 137 yards and two touchdowns receiving over his time at Missouri

## 2018 (Missouri):

- Appeared in all 12 games as a junior and rushed for 709 yards and seven touchdowns on 147 carries (4.8 avg.). Also pulled in 12 receptions for 88 yards and a touchdown.
- Despite missing the final two games of the year, still finished the season ranked 12<sup>th</sup> in the SEC with 64.5 yards per game. His 709 total yards ranked 15<sup>th</sup> in the SEC.
- Paired with Larry Rountree II to give Missouri two top-15 rushers in the SEC. Their 1,721 combined yards were second-most of any running back tandem in the SEC, behind only Georgia's D'Andre Swift and Elijah Holyfield.
- Rushed for 100+ yards three times on the season including at South Carolina (154, 10/6), at Florida (114, 11/3) and vs. Vanderbilt (122, 11/10)

## 2017 (Missouri):

- Was on pace to record his second consecutive season of 1,000+ yards, but sustained a season-ending injury in game six
- Finished the season with 481 yards (6.0 avg.) and two touchdowns rushing. Added four catches for 35 yards and a touchdown

## 2016 (Missouri):

- Set Missouri freshman record for rushing yards in a season (1,062), rushing yards in a game (225), rushing touchdowns in a season (10) and rushing touchdowns in a game (4)
- Became the first true freshman in the SEC to rush for over 1,000 yards since Leonard Fournette and Nick Chubb in 2014
- Finished the season averaging 96.5 yards per game, the sixth best average in the SEC and first among freshman
- Averaged 6.9 yards per carry on the season, the fourth-best mark among qualified rushers in the SEC
- Finished off the regular season rushing for a career-high 225 yards at Tennessee (11/19) and added a touchdown
- Registered 156 yards and a career-high four touchdowns vs. Middle Tennessee (10/22). His four touchdowns are the most by any Missouri freshman in school history and only the fifth player, regardless of class, to accomplish the feat

## PERSONAL:

- Attended Christian (Ark.) High School





# JAMAL DAVIS

OUTSIDE LINEBACKER

6-4 | 240 | AKRON

HOMETOWN: CANTON, OHIO | AGE: 24

ROOKIE | 1ST WITH TEXANS | ACQUIRED: CFA-'19

CAREER GP/GS: 0/0

TEAMS: HOU '19



49

**TRANSACTIONS:** Signed by the Houston Texans as a college free agent on May 10, 2019.

## COLLEGE CAREER:

- Spent two seasons (2014-15) at the University of Pittsburgh, only appearing in three games before transferring to the University of Akron in 2016
- Sat out the 2016 season per NCAA transfer rules, but played two seasons at Akron (2017-18), totaling 151 tackles (87 solo), 31.5 tackles for loss, 7.5 sacks, one interception, two forced fumbles, 11 quarterback hits and six passes defended
- Two-time All-MAC selection
- Recipient of the 2018 Harry "Doc" Smith Award, given to the outstanding player on offense and defense from each class

## 2018 (Akron):

- Started all 12 games at defensive end, only one of nine players for the Zips to start every game
- Topped the defensive line and ranked third on the team with 82 tackles (48 solo)
- Led the team in tackles for loss (16.0), passes defended (six) and quarterback hurries (six)
- Registered a career-high season total of 5.5 sacks and added the first interception of his career and a forced fumble on the season
- Named first team All-MAC by Phil Steele and second-team All-MAC by the coaches
- Recipient of the Harry "Doc" Smith Award
- Recorded five tackles and matched his career-high of 3.5 tackles for loss vs. Bowling Green (11/17)
- Posted a career-best 12 tackles vs. Northern Illinois (11/1) and added a half sack
- Notched his first career interception in the season opener vs. Morgan State (9/8)

## 2017 (Akron):

- Switched from linebacker to defensive end, a position he had

never played before

- Played in all 14 games (12 starts) for the Zips at defensive end and led the defensive line (fourth overall) with 69 tackles (39 solo), a team-best 15.5 tackles for loss, 2.0 sacks, five quarterback hurries and a forced fumble
- Earned third team All-MAC honors
- Registered a season-high 10 tackles (five solo) in the Boca Raton Bowl against Florida Atlantic (12/19), including two tackles for loss and two quarterback hurries
- Notched his second sack of the season vs. Ball State (10/7) and added four tackles
- Posted a career-high 3.5 tackles for loss vs. Arkansas Pine Bluff (9/9) including the first sack of his career

## 2016 (Akron):

- Transferred to Akron and sat out his redshirt sophomore season due to NCAA transfer rules

## 2015 (Pittsburgh):

- Saw action in three games for the Panthers at linebacker, recording one tackle and one fumble recovery before transferring to Akron at the end of the season

## 2014 (Pittsburgh):

- Redshirted his true freshman season at Pittsburgh under Coach Pat Narducci

## PERSONAL:

- Attended Canton McKinley (Ohio) High School, where he was a three year starter under Head Coach Todd Filtz
- Named first team All-Ohio Division I by The Associated Press, Northeast Inland District Division I Defensive Player of the Year, first team All-Federal League
- Amassed 105 tackles, 21 tackles for loss, 3.5 sacks and three forced fumbles as a senior
- Led Canton McKinley to a 9-2 record, the Federal League championship, and a berth in the Ohio Division I state playoffs.



# JOHNNIE DIXON

WIDE RECEIVER

5-11 | 198 | OHIO STATE

HOMETOWN: WEST PALM BEACH, FLA. | AGE: 24

ROOKIE | 1ST WITH TEXANS | ACQUIRED: CFA-'19

CAREER GP/GS: 0/0

TEAMS: HOU '19



18

**TRANSACTIONS:** Signed by the Houston Texans as a college free agent on May 10, 2019

## CAREER AT OHIO STATE:

- Spent five seasons at Ohio State after redshirting his freshman year due to injury
- Saw action in 27 games in his time at Ohio State, totaling 67 receptions for 1,146 yards and 16 touchdowns, as well as 25 rushing yards and one rushing touchdown
- His 16 receiving touchdowns in his career rank him 11<sup>th</sup> in school history

## 2018 (Ohio State):

- Played in 14 games for the Buckeyes and established career highs in receptions (42), receiving yards (669) and matched his season-high touchdown total of eight.
- Posted a season-high 129 yards on a season-high seven catches in Ohio State's Big Ten Championship victory over Northwestern (12/1), including a season-long 63-yard touchdown grab.
- Recorded two catches for 27 yards and a touchdown in the Buckeyes' Rose Bowl victory over Washington (1/1/19), marking his third consecutive game with a touchdown
- Recorded his first multi-score game of the season vs. Rutgers (9/8) with a performance of four catches for 89 yards and a touchdown

## 2017 (Ohio State):

- Saw action in nine games as a junior and hauled in 18 receptions for 422 yards (23.4 avg.) and eight touchdowns
- Recorded a career-high three games with multiple touchdowns on the season
- Recorded a season-high four receptions for 81 yards (20.3 avg.) and two touchdowns at Iowa (11/4), marking his second straight game with multiple touchdowns.

- Tallied three receptions for 56 yards (18.7 avg.) and two touchdowns vs. Penn State (10/28), his second multi-touchdown game of the season
- Posted a season-high 115 yards and two touchdowns on three receptions (38.3 avg.) at Rutgers (9/30), marking his first career game with multiple scores
- Notched the first touchdown of his collegiate career at Indiana (8/31) on a 59-yard touchdown catch. Added one more reception to bring his total to 65 yards in the contest

## 2016 (Ohio State):

- Appeared in three games for the Buckeyes, bringing in six receptions for 26 yards on the season
- He also added his first career rushing touchdown vs. Rutgers (10/1) on a five-yard touchdown run

## 2015 (Ohio State):

- Saw action in the season opener at Virginia Tech (9/7) and recorded one catch for 29 yards
- Missed the rest of the season due to injury

## 2014 (Ohio State):

- Appeared in only one game before redshirting his freshman season
- Rushed four times for 20 yards vs. Kent State (9/13)

## PERSONAL:

- Attended Dwyer (Fla.) High School
- Helped his team to only its second Florida Class 7A State Championship and its first-ever undefeated season in school history
- Ranked by ESPN as the No. 34 overall prospect in the nation and the No. 5 WR
- Competed at the 2014 U.S. Army All-American Bowl



# JOHNNY DWIGHT

DEFENSIVE END

6-3 | 301 | ALABAMA

HOMETOWN: ROCHELLE, GA. | AGE: 24

ROOKIE | 1ST WITH TEXANS | ACQUIRED: CFA-'19

CAREER GP/GS: 0/0

TEAMS: HOU '19



95

**TRANSACTIONS:** Signed by the Houston Texans as a college free agent on May 10, 2019

## CAREER AT ALABAMA:

- Spent five seasons at the University of Alabama in Tuscaloosa, Ala.
- Redshirted his freshman season, then went on to play in 18 career games at Alabama, totaling 15 tackles, 4.5 tackles for loss, one sack, four quarterback hurries and a pass breakup.

## 2018 (Alabama):

- Saw action in 11 games as a reserve defensive lineman, totaling six tackles, including one for loss, and added three quarterback hurries and a pass breakup
- Recorded his only tackle for loss on the season in the 24-0 win over Mississippi State (11/10)

## 2017 (Alabama):

- Served as a reserve defensive lineman in six games as a redshirt junior and established career-highs in tackles with nine and tackles for loss with 3.5. Also added one sack and a quarterback hurry to his totals

- Made his first appearance since 2015 vs. Fresno State (9/9) and collected his first career sack along with three tackles.
- Matched his career-high with three tackles vs. Mercer (11/18) and added one tackle for loss

## 2016 (Alabama):

- Did not see any playing time as a redshirt sophomore

## 2015 (Alabama):

- Served as a reserve defensive lineman, seeing action in one contest vs. Middle Tennessee (9/12), but did not record any stats

## 2014 (Alabama):

- Redshirted his freshman season

## PERSONAL:

- Attended Wilcox County (Ga.) High School
- Was ranked by ESPN as the No. 33 DT in the nation and the No. 36 player in the state of Georgia.
- Named All-Southeast Region by PrepStar
- Georgia Class A All-State selection by the Georgia Sports Writers Association
- Earned his bachelor's degree before playing in his senior season



# JAVI EDWARDS

NOSE TACKLE

6-3 | 325 | COLORADO

HOMETOWN: HOUSTON, TEXAS | AGE: 22

ROOKIE | 1ST WITH TEXANS | ACQUIRED: CFA-'19

CAREER GP/GS: 0/0

TEAMS: HOU '19



78

**TRANSACTIONS:** Signed by the Houston Texans as a college free agent on May 10, 2019

## COLLEGE CAREER:

- Played two seasons at Colorado (2017-18) after transferring from Blinn College where he began his collegiate career.
- In his two seasons at Colorado, appeared in 23 games (21 starts) and totaled 69 tackles, three tackles for loss, 2.5 sacks, one forced fumble and a quarterback hit.
- Was invited to participate in the NFLPA Bowl where he recorded two tackles and a pass defended in the contest
- Rated as the No. 46 junior college prospect in the nation after two seasons at Blinn College, where he totaled 53 tackles, 2.0 sacks and 4.5 tackles for loss

## 2018 (Colorado):

- Started all 12 games at nose tackle, participating in 510 defensive snaps
- Posted a career-high 36 tackles (25 solo) on the year including three tackles for loss and 1.5 sacks. Also added one quarterback hit on the season
- Notched a career-high seven tackles in the season finale at California (11/24) and added one tackle for loss and a half-sack
- Recorded his first sack of the season vs. New Hampshire (9/15) and added two tackles
- Awarded the Defensive Trench Award by his coaches

## 2017 (Colorado):

- Saw action in 11 games (nine starts) as a junior and totaled 33 tackles (9 solo) and added three tackles for loss, one sack and one forced fumble
- Recorded his first career forced fumble at Washington State (10/21) and added two tackles
- Posted a season-high two tackles for loss and his only sack of the season at UCLA (9/30). Credited with four tackles in the contest
- Posted a season-high five tackles vs. Northern Colorado (9/16)

## 2016 (Blinn):

- Selected to the second-team All-Southwest Junior College Football Conference after tallying 24 tackles, 2.0 sacks and 3.5 tackles for loss in eight games as a sophomore

## 2015 (Blinn):

- Totaled 29 tackles and one tackle for loss in nine games as a freshman

## PERSONAL:

- Houston native
- Attended Aldine Davis (Texas) High School
- Earned all-district accolades as a senior in 2014, helping his team to the playoffs
- Also a member of his high school's track and field team, where he competed in the discus





# AUSTIN EXFORD

SAFETY

6-0 | 200 | APPALACHIAN STATE

HOMETOWN: SNELLVILLE, GA. | AGE: 23

ROOKIE | 1ST WITH TEXANS | ACQUIRED: CFA-'19

CAREER GP/GS: 0/0

TEAMS: HOU '19



47

**TRANSACTIONS:** Signed by the Houston Texans as a college free agent on May 10, 2019

## CAREER AT APPALACHIAN STATE:

- Spent five seasons at Appalachian State (2014-18), appearing in 41 career games with three starts.
- Totaled 102 tackles (54 solo), 5.5 tackles for loss, 1.0 sack, one interception, six passes defended, one forced fumble and three fumble recoveries
- Named First Team All-Sun Belt in 2018 by PFF College

## 2018 (Appalachian State):

- Appeared in all 13 games as a senior (three starts) and registered 50 tackles (seventh on the team), 3.5 tackles for loss, one interception, one forced fumble and three fumble recoveries, including one for a defensive touchdown
- According to PFF College, only allowed nine yards per reception, the second-best mark in the Sun Belt
- Posted a career-high eight tackles at Georgia Southern (10/25)
- Notched his first career interception at Arkansas State (10/9) and added three tackles
- Recorded his first defensive touchdown after recovering a fumble in the end zone at Charlotte (9/8). Added six tackles, 1.5 tackles for loss and a pass defended in the contest

## 2017 (Appalachian State):

- Played in all 13 games as a reserve safety, finishing the season with 33 tackles (19 solo), 2.0 tackles for loss, 1.0 sacks, one fumble recovery and two passes defended
- Registered the first sack of his career vs Georgia Southern (11/9) and added four solo tackles in the game
- Tallied a season-high six tackles vs. New Mexico State (10/7)

## 2016 (Appalachian State):

- Saw action in 11 games as a key reserve in the secondary
- Totaled 14 tackles and a pass defended on the year

## 2015 (Appalachian State):

- Saw action in the last four games of the season as a reserve defensive back and totaled five solo tackles

## PERSONAL:

- Attended Shiloh (Ga.) High School
- Racked up 90 total tackles, six tackles for loss, and interception and two passes defended as a senior
- Was a 2013 All-Gwinnett County selection and a Gwinnett County all-star
- Son of Kinte and Tamiko Exford



# KARAN HIGDON JR.

**RUNNING BACK**

**5-10 | 202 | MICHIGAN**

**HOMETOWN: SARASOTA, FLA. | AGE: 22**

**ROOKIE | 1ST WITH TEXANS | ACQUIRED: CFA-'19**



**31**

**TRANSACTIONS:** Signed by the Houston Texans as a college free agent on May 10, 2019

## CAREER AT MICHIGAN:

- Played four seasons at Michigan (2015-18), participating in 39 games with 19 starts at running back
- Carried the ball 471 times in his four-year career and rushed for 2,616 yards and 27 touchdowns. Also added 16 receptions for 177 yards.
- Rushed for 1,178 yards as a senior in 2018, becoming the first Michigan running back to surpass 1,000 yards since 2011.
- As a senior in 2018, was a semifinalist for the Doak Walker award and the Maxwell award
- First Team All-Big Ten selection by the Associated Press in 2018
- First Team All-Big Ten honoree by the coaches and media in 2018

## 2018 (Michigan):

- Started at running back in 11 games as a senior, establishing career highs in carries (224), rushing yards (1,178) and rushing yards per game (107.1). Rushed for 10 touchdowns on the season and added seven catches for 43 yards
- Became the first Michigan running back to surpass 1,000 yards since 2011 and his 1,178 yards ranked third in the Big Ten
- Voted Team Captain by his teammates
- Doak Walker Award and Maxwell Award semifinalist
- Selected First Team All-Big Ten by the Associated Press, coaches and media
- Invited to participate in the Reese's Senior Bowl
- Rushed for 100+ yards in a career-high eight contests in 2018, including a seven-game streak between Sept. 8 and Nov. 11
- Rushed for 42 yards and two touchdowns at Rutgers (11/10), his second multi-touchdown game of the season
- Named Offensive Player of the Week for his performance of 132 yards (6.6 avg.) and one touchdown vs. Penn State (11/3)
- Posted 115 yards on the ground and found the end zone twice at Northwestern (9/29) for his first multi-touchdown game of the season
- Named Offensive Player of the Week after rushing for 136 yards and a touchdown on 12 carries (11.3 avg.) vs. Nebraska (9/22)
- Registered a season-high 156 yards rushing, including one touchdown on a season-long 67-yard run vs.

- Western Michigan (9/8). His 140 yards in the first quarter of the game were the most by a Wolverine since 2010

## 2017 (Michigan):

- Played in 13 games as a junior, carrying the ball 164 times for 994 yards and a career-high 11 touchdowns, falling six yards short of his first 1,000-yard season.
- Averaged a career-high 6.1 yards per carry, the seventh-best average in the Big Ten
- Named the team's 2017 Offensive Player of the Year
- Named third-team All-Big Ten by coaches and media
- Matched his career-high vs. Minnesota (11/4), registering 200 yards for the second time of the season and two touchdowns for his third multi-touchdown game of the season. Was awarded Co-Offensive Player of the game honors
- Rushed for 158 yards and two touchdowns on 18 carries (8.7 avg.) vs. Rutgers (10/28)
- Posted the first 200-yard game of his career and established a career-high of three touchdowns at Indiana (10/14), earning him Offensive Player of the week honors

## 2016 (Michigan):

- Played in 12 games of his sophomore season, carrying the ball 72 times for 425 yards (5.9 avg.) and six touchdowns
- Registered a season-high 108 yards on 13 carries at Rutgers (10/8) and recorded two touchdowns for the second-consecutive week
- Recorded the first touchdown of his career in the season opener vs. Hawaii (9/3)

## 2015 (Michigan):

- Saw action in three contests as a true freshman, rushing for 19 yards on three carries and added a three-yard reception
- Made his collegiate debut vs. Northwestern (10/10) and rushed eight times for a season-high 16 yards

## PERSONAL:

- Attended Riverview (Fla.) High School
- Amassed 1,471 rushing yards and 16 touchdowns during his high school career
- Ranked as the No. 70 running back prospect by ESPN.com
- Earned his degree in General Studies from the College of Literature, Science and Arts at Michigan



# ALBERT HUGGINS

DEFENSIVE END

6-3 | 305 | CLEMSON

HOMETOWN: ORANGEBURG, S.C. | AGE: 22

ROOKIE | 1ST WITH TEXANS | ACQUIRED: CFA-'19

CAREER GP/GS: 0/0

TEAMS: HOU '19



67

**TRANSACTIONS:** Signed by the Houston Texans as a college free agent on May 10, 2019

## CAREER AT CLEMSON:

- ✦ Played four seasons (2015-18) at Clemson University, appearing in 46 games at defensive tackle for the Tigers.
- ✦ Over his Clemson career, amassed 68 tackles (33 solo), 11.5 tackles for loss and 6.5 sacks

## 2018 (Clemson):

- ✦ Saw action in 15 games (two starts) for Clemson, helping the Tigers to a CFP National Championship victory
- ✦ Played in 408 snaps and was credited for 30 tackles, 3.5 tackles for loss and 2.5 sacks on the season.
- ✦ Started in the national championship game against Alabama (1/7/19) and recorded five tackles
- ✦ Notched a career-high seven tackles at Georgia Tech (9/22)

## 2017 (Clemson):

- ✦ Played in 13 games (two starts) for the Tigers and finished the season with 22 tackles, 5.0 tackles for loss, 2.0 sacks and five quarterback pressures in 220 snaps as a junior
- ✦ Recorded a season-high five tackles, including 1.5 tackles for loss against the Citadel (11/18)
- ✦ Recorded four tackles, including a season-high two tackles for loss and his first sack of the season vs. Florida State (11/11)

## 2016 (Clemson):

- ✦ Appeared in 13 games, participating in 218 snaps as a sophomore
- ✦ Registered 20 tackles, 3.0 sacks and seven quarterback pressures on the season
- ✦ Posted a career-high 2.0 sacks for a loss of 10 yards against Louisville (10/1) and added four tackles
- ✦ Logged four tackles and a sack against South Carolina State (9/17)

## 2015 (Clemson):

- ✦ Participated in 65 snaps over five games as a true freshman and recorded 12 tackles.
- ✦ Registered five tackles against Miami (10/24)
- ✦ Posted a season-high six tackles and a pass defended against Appalachian State (9/12)

## PERSONAL:

- ✦ Attended Orangeburg-Wilkerson (S.C.) High School
- ✦ Racked up 73 tackles, 10 sacks and three forced fumbles as a senior
- ✦ Ranked the No. 168 player in the nation and No. 2 player in the state of South Carolina by ESPN.com
- ✦ Invited to play in the U.S. Army All-American Bowl
- ✦ Earned a degree in parks, recreation and tourism management from Clemson University in 2018





# CHRIS JOHNSON

SAFETY

6-3 | 200 | NORTH ALABAMA

HOMETOWN: BIRMINGHAM, ALA. | AGE: 23

ROOKIE | 1ST WITH TEXANS | ACQUIRED: CFA-'19

CAREER GP/GS: 0/0

TEAMS: HOU '19



43

**TRANSACTIONS:** Signed by the Houston Texans as a college free agent on May 10, 2019

## COLLEGE CAREER:

- Started two seasons at safety for the University of North Alabama after transferring from the University of Albany following his sophomore season
- Over his collegiate career, totaled 136 tackles (87 solo), three tackles for loss, 10 interceptions and seven passes defended

## 2018 (North Alabama):

- Played in 10 games and finished the season with 47 tackles, one tackle for loss, two interceptions and three passes defended
- Posted an interception for the second-consecutive game vs. Mississippi College (10/13) and added three tackles and one pass breakup
- Recorded his first interception of the season vs. West Florida (10/6) and added four tackles
- Opened the season at Southern Utah (9/1) and notched a season-high 11 tackles

## 2017 (North Alabama):

- Appeared in all 10 games and established career-high season totals in tackles (50), interceptions (6) and tackles for loss (2).
- Notched his third-consecutive game with an interception at West Florida (11/4). Added eight tackles in the contest including one

tackle for loss

- Recorded an interception for the second-consecutive week vs. Delta State (10/28) and added four tackles
- Tallied a career-high 13 tackles at Central Washington (10/21) and added an interception
- Posted the only multi-interception game of his career in the season opener vs. Texas A&M Commerce (9/1). Added four tackles and one pass defended

## 2015 (Albany):

- Played in all 11 games (six starts) and totaled 34 tackles (23 solo) and two interceptions
- Tallied five tackles and added his second interception of the season at Stony Brook (11/21)
- Posted a season-high seven tackles at Holy Cross (10/3)
- Recorded the first interception of his career vs. Duquesne (9/26)

## 2014 (Albany):

- Played in all 12 games of his freshman season and recorded five tackles and one pass defended

## PERSONAL:

- Attended Oak Mountain (Ala.) High School
- Lettered three years on the varsity football team
- Named to the All-Over the Mountain team and All-Shelby County team





# TYRON JOHNSON

WIDE RECEIVER

6-1 | 193 | OKLAHOMA STATE

HOMETOWN: NEW ORLEANS, LA. | AGE: 23

ROOKIE | 1ST WITH TEXANS | ACQUIRED: CFA-'19

CAREER GP/GS: 0/0

TEAMS: HOU '19



13

**TRANSACTIONS:** Signed by the Houston Texans as a college free agent on May 10, 2019

## COLLEGE CAREER:

- Played one season at LSU and two seasons at Oklahoma State over his college career, appearing in 27 games and totaling 80 receptions for 1,288 yards (16.1 avg.) and 12 touchdowns. He also added three rushes for 15 yards and a touchdown in his three seasons

## 2018 (Oklahoma State):

- Started in all 13 games
- Second Team Academic All-Big 12 selection
- Ranked second on the team in receiving after statistically the best season of his career, establishing career highs in receptions (53), receiving yards (845), receiving touchdowns (7) and rushing touchdowns (1)
- Recorded three games of 100+ yards on the season, the second-best mark on the team
- Finished the season strong in the AutoZone Liberty Bowl against Missouri (12/31) with his season-high performance of 142 yards and two touchdowns, his third game of 100+ yards on the season
- Recorded the second game of 100+ yards on the season with his performance of 128 yards and one touchdown at #4 Oklahoma (11/10)
- Posted multiple touchdowns for the second time on the season with three catches for 86 yards and two touchdowns at Kansas (9/29), including a 64-yard touchdown reception, the longest of the season by a Cowboy
- Recorded his first game of 100+ yards on the season vs. South Alabama (9/8) with five catches for 137 yards. Also added the first rushing touchdown of his career on a 1-yard carry

## 2017 (Oklahoma State):

- Played in 12 games as a reserve receiver, totaling 18 receptions for 293 yards and three touchdowns on the season
- Saw action as a returner on both kickoffs and punts and recorded 264 kick-return yards
- Had a highlight game vs. Oklahoma (11/4), hauling in four catches for a season-high 118 yards and two touchdowns
- In the season-opener vs. Tulsa (8/31), he pulled in his first target of the season and took it 44 yards for a touchdown

## 2016 (Oklahoma State):

- Transferred from LSU following his freshman season and redshirted his sophomore year due to NCAA transfer rules

## 2015 (LSU):

- Appeared in nine games as a true freshman at LSU and finished the season with nine receptions for 150 yards (16.7) and two touchdowns
- Led the team with 83 receiving yards on five catches at Ole Miss (11/21), including one 39-yard TD reception
- Recorded his first collegiate touchdown on a 61-yard grab vs. Western Kentucky (10/24)

## PERSONAL:

- Attended Warren Easton (La.) High School
- Racked up 1,589 yards on 94 receptions as a senior, earning him an invitation to the Under Armour All-American Game, a Class 4A All-State Team selection, MaxPreps Medium Schools All-American Team selection, 2014 All-USA First Team by USA TODAY selection
- Ranked as the No. 11 overall prospect in the nation, No. 2 WR in the nation and No. 1 prospect in Louisiana coming out of high school



## DREW LEWIS

INSIDE LINEBACKER

6-2 | 225 | COLORADO

HOMETOWN: SAMMAMISH, WASH. | AGE: 23

ROOKIE | 1ST WITH TEXANS | ACQUIRED: CFA-'19

CAREER GP/GS: 0/0

TEAMS: HOU '19



52

**TRANSACTIONS:** Signed by the Houston Texans as a college free agent on May 10, 2019.

### COLLEGE CAREER:

- Originally began his college career at Washington, where he redshirted his freshman season (2014) before transferring to Coffeyville Community College for one season, then ultimately to Colorado University where he would play three seasons
- Played three seasons at Colorado, appearing in 36 games for the Buffaloes. Totaled 198 tackles, 12.5 tackles for loss, 5.0 sacks, one interception, six quarterback hurries and seven passes defended in his three years at Colorado.
- Played one season at Coffeyville (2015), totaling 63 tackles (25 solo), 3.0 sacks, five tackles for loss and two forced fumbles
- Named Colorado Chapter/NFF College Football Hall of Fame All-Colorado second-team in 2017

### 2018 (Colorado):

- Played in 12 games (six starts) splitting time at inside and outside linebacker for his 651 defensive snaps
- Finished fifth on the team with 66 tackles, including 6.0 tackles for loss and 2.0 sacks, while also adding four passes defended and one quarterback hit
- Recorded eight solo tackles, including one tackle for loss at Arizona (11/2)
- Notched the first interception of his career at USC (10/13)
- Registered a season-high 10 tackles (eight solo) vs. Arizona State (10/6)
- Established career highs in tackles for loss (3.0) and sacks (2.0) vs. UCLA (9/28) and added eight tackles

### 2017 (Colorado):

- Started in all 12 games as a redshirt junior and led the team with 119 tackles (according to coaches' stats), a figure that would have ranked second in the Pac-12 and 21<sup>st</sup> in the nation
- Named to the Colorado Chapter/NFF College Football Hall of Fame All-Colorado second-team
- His 119 were the second-most in the last 10 years of school history
- Recorded seven games with double-digit tackles, matching

Kenneth Olujobode (2016) for the best mark in a single season at Colorado since 2007

- Registered a career-high 15 tackles, one pass breakup and two quarterback hurries, one of which caused an interception in the win at Oregon State (10/14)
- Became the first Colorado player to record 10+ tackles in his first three starts: 12 vs. Colorado State (9/1), 13 vs. Texas State (9/9) and 10 vs. Northern Colorado (9/16)

### 2016 (Colorado):

- Played in all 14 games in his first season at Colorado, seeing most of his action on special teams
- Finished the season with 13 tackles (10 solo), 1.0 sack and one pass defended

### 2015 (Coffeyville CC):

- Played one season at Coffeyville Community College in Coffeyville, Kan. Where he recorded 63 tackles (25 solo) as a true freshman
- Recorded a career-best 22 tackles against Dodge City (10/31), including all three of his sacks and a tackle for loss

### 2014 (Pittsburgh):

- Redshirted his freshman year at Pittsburgh before transferring to junior college

### PERSONAL:

- Attended Eastlake (Wash.) High School, where he played on both sides of the ball, at running back, safety and linebacker
- As a senior, rushed for 1,200 yards and 16 touchdowns, while recording 45 tackles, 10 sacks and two interceptions on defense
- Earned first-team All-KingCo 4A Crest Division honors as both a junior and senior, when he was named a Seattle Times "red chip" recruit and a Tacoma News-Tribune Best of the Rest Northwest Nugget
- Ranked as the No. 7 overall recruit in the state of Washington by Rivals and Scout.com
- Graduated from the University of Colorado in 2018 with a degree in Communications
- Has a twin brother, Troy, and is the son of Will Lewis who has played and coached in the NFL



# STEPHEN LOUIS

WIDE RECEIVER

6-2 | 215 | NORTH CAROLINA STATE

HOMETOWN: WEST PALM BEACH, FLA. | AGE: 23

ROOKIE | 1ST WITH TEXANS | ACQUIRED: CFA-'19

CAREER GP/GS: 0/0

TEAMS: HOU '19



12

**TRANSACTIONS:** Signed by the Houston Texans as a college free agent on May 10, 2019

## CAREER AT NC STATE:

- Spent five seasons at NC State and appeared in 33 games over his career, totaling 1,487 yards and five touchdowns on 91 catches.
- His 1,487 yards over his career rank 17<sup>th</sup> in school history for career receiving yards.
- Recorded a 16.3 yards-per-reception average, the seventh-best mark in program history among receivers with at least 90 receptions
- Posted four games of 100+ yards in his career, the eight-best mark in school history

## 2018 (NC State):

- Appeared in only five games his senior season due to injury.
- Pulled in 12 receptions for 154 yards (12.8 avg.) and added three rushes for 24 yards
- Recorded a season-high 58 receiving yards on three catches at Marshall (9/22), including a 32-yard reception

## 2017 (NC State):

- Played in 10 games as a junior and set a career high in receptions with 37.
- Ranked fourth on the team with 583 receiving yards (15.8 avg.) and tied his career high of two touchdowns
- Missed the last two games of the season due to injury, but returned for the Hyundai Sun Bowl against Arizona State (12/29) and recorded a season-high 115 yards

## 2016 (NC State):

- Played in all 12 games, totaling 35 catches for a career-high 678 yards and two touchdowns
- Averaged 19.37 yards per catch which ranked third in the ACC

and 13<sup>th</sup> in the nation. His yards per catch average also landed him ninth in the school record books

- Notched three games of 100+ receiving yards on the season (tied for the ninth-best mark in school history), becoming the first player to accomplish the feat since Jericho Cotchery in 2003
- His 678 yards on the season led the team
- Earned the team's Gary Rowe award for receiver of the year and was a co-recipient of the team's Ken McNeill Iron Wolf award for making a comeback from an injury
- Recorded his third game of 100+ yards on the season with a performance of 124 yards and a touchdown at North Carolina (11/25)
- Recorded his second game of 100+ yards on the season vs. Wake Forest (10/1) with his 102-yard performance.
- Set a single-game career high with 142 receiving yards at East Carolina (9/10), including an 80-yard reception. Added a touchdown in the contest, the first of the season and second of his career

## 2015 (NC State):

- Appeared in the season-opener at Old Dominion (9/18), but redshirted the remainder of the season due to injury

## 2014 (NC State):

- Appeared in five games as a true freshman, hauling in seven catches for 72 yards and a touchdown on the season
- Posted a season-high 31 receiving yards on two catches at Louisville (10/18)
- Notched the first touchdown of his career on a 16-yard grab vs. Old Dominion (9/6)

## PERSONAL:

- Earned his degree in program management from NC State
- Attended Palm Beach Lakes (Fla.) High School, where he played wide receiver and running back and recorded 1,013 rushing yards and 15 touchdowns as a senior
- Ranked as the No. 104 athlete in the nation by ESPN





# WALTER PALMORE

NOSE TACKLE

6-4 | 320 | MISSOURI

HOMETOWN: COLUMBUS, GA. | AGE: 22

ROOKIE | 1ST WITH TEXANS | ACQUIRED: CFA-'19

CAREER GP/GS: 0/0

TEAMS: HOU '19



60

**TRANSACTIONS:** Signed by the Houston Texans as a college free agent on May 10, 2019

## COLLEGE CAREER:

- Transferred to Missouri from Eastern Arizona Junior College in 2017 and played two seasons (2017-18) for the Tigers as an interior defensive lineman, where he totaled 44 tackles (27 solo) 6.0 tackles for loss, 1.0 sack and two passes defended
- Transferred to Eastern Arizona Junior College from Coffeyville Community College in 2015 and played two seasons, totaling 71 tackles, 8.0 sacks, 1.5 tackles for loss and one forced fumble
- Began his college career at Coffeyville CC, where he redshirted his freshman season before transferring to Eastern Arizona Junior College

## 2018 (Missouri):

- Played in 11 games as a senior, tallying 31 tackles (20 solo), a career-best 4.0 tackles for loss, 1.0 sack, two quarterback hits, two passes defended
- Recorded a career-high 1.5 tackles for loss at Tennessee (11/17) and added four tackles and 1.0 sack
- Registered a season-high five tackles at South Carolina (10/6), including one tackle for loss

## 2017 (Missouri):

- Signed with Missouri as a top-100 junior college player
- Appeared in 10 games, notching 13 tackles, 2.0 tackles for loss and three quarterback hits on the season
- Recorded four total tackles, including a tackle for loss vs. Tennessee (11/11)
- Tallied a career-high six tackles in the season opener vs. Missouri State (9/2)

## 2016 (Eastern Arizona):

- In his sophomore season at Eastern Arizona Junior College, finished with 35 total tackles, 3.0 sacks, 1.5 tackles for loss and a forced fumble

## 2015 (Eastern Arizona):

- Transferred to Eastern Arizona from Coffeyville CC, and in his redshirt freshman season he totaled 36 tackles and 5.0 sacks

## 2014 (Coffeyville CC):

- Redshirted his freshman season at Coffeyville
- Attended Hardaway (Ga.) High School, where he only played football for one year before graduating





# MALCOLM PRIDGEON

GUARD

6-7 | 310 | OHIO STATE

HOMETOWN: CENTRAL ISLIP, N.Y. | AGE: 24

ROOKIE | 1ST WITH TEXANS | ACQUIRED: CFA-'19

CAREER GP/GS: 0/0

TEAMS: HOU '19



68

**TRANSACTIONS:** Signed by the Houston Texans as a college free agent on May 10, 2019

## COLLEGE CAREER:

- Began his college career at Nassau Community College in Garden City, N.Y. where he played two seasons (2014-15)
- Ranked as the No. 1 junior college offensive tackle in the nation by JuCo Football Scouting and No. 3 by ESPN. Also ranked as the No. 5 overall junior college prospect by ESPN
- Transferred to Ohio State in 2016
- After redshirting the 2016 season due to injury, he played in every game in both 2017 and 2018
- Helped the Buckeyes to back-to-back Big Ten Conference championships

## 2018 (Ohio State):

- Started in all 14 games for the Buckeyes and led the team in snaps with 1,170
- Ohio State's offensive line ranked third in the Big Ten in fewest sacks allowed, even with the offense recording a school-record 561 passing attempts

## 2017 (Ohio State):

- Returned in 2017 after redshirting the entire 2016 season due to injury
- Saw most of his action on special teams

## 2016 (Ohio State):

- Transferred to Ohio State, but a knee injury in fall camp forced him to redshirt the 2016 season

## 2015 (Nassau CC):

- Named a 2015 All-Northeast Football Conference performer
- Selected first-team NJCAA All-American

## 2014 (Nassau CC):

- Helped Nassau to a 10-0 season and a finish at No. 6 in the national rankings
- Named a 2014 All-Northeast Football Conference performer

## PERSONAL:

- Attended Central Islip (N.Y.) High School
- Earned second-team All-New York State honors as a senior on the football team
- Also played basketball in high school, where he made the 2014 Class AA all-state tournament team
- Competed in track and field at Central Islip



# IRA SAVAGE-LEWIS

DEFENSIVE END

6-3 | 290 | BAYLOR

HOMETOWN: HOUSTON, TEXAS | AGE: 23

ROOKIE | 1ST WITH TEXANS | ACQUIRED: CFA-'19



96

**TRANSACTIONS:** Signed by the Houston Texans as a college free agent on May 10, 2019

## CAREER AT BAYLOR:

- Spent five seasons at Baylor University in Waco, Texas
- Redshirted his freshman season, then went on to play in 40 career games at Baylor, posting 99 total tackles (58 solo), 22.5 tackles for loss, 11.0 sacks, eight quarterback hits and one fumble recovery.

## 2018 (Baylor):

- Started all 13 games on defensive line, collecting 29 tackles (17 solo), 3.5 tackles for loss, 2.5 sacks and four quarterback hits
- Named second team All-Texas Defense (Dave Campbell)
- Started the season being named first team Preseason All-Big 12 (Phil Steele), second team Preseason All-Big 12 (Lindy's) and third team Preseason All-Big 12 (Athlon)
- Was on the watch list for the Outland and Nagurski trophies

## 2017 (Baylor):

- Started all 12 games and posted career-highs in tackles for loss (11.5) and sacks (5.5). His 5.5 sacks ranked fifth in the Big-12
- Added 34 tackles (20 solo) and one quarterback hit on the season
- Named second-team All-Big 12 by Waco Tribune-Herald

## 2016 (Baylor):

- Played in 12 games (six starts) as a defensive tackle and notched a career-high 36 tackles. Added 7.5 tackles for loss, 3.0 sacks, one fumble recovery and three quarterback hits on the season
- Posted a career-high eight tackles at Iowa State (10/1) and added one tackle for loss and one sack in the contest
- Racked up a career-high three tackles for loss in his first-career start in the season opener vs. Northwestern State (9/2)

## 2015 (Baylor):

- Appeared in five games as a reserve defensive tackle, but recorded no stats

## 2014 (Baylor):

- Redshirted his freshman season

## PERSONAL:

- Houston native
- Attended Lamar High School
- Two-time all-district honoree
- Rated the nation's 70th-best defensive lineman prospect by 24/7 sports
- As a senior in 2013, named first-team All-District 20-5A and first team All-Greater Houston (Houston Chronicle) after tallying 57 tackles (16 solo), 17.5 tackles for loss, 14.5 sacks and one fumble recovery.
- Received Bachelor of Arts in political science from Baylor in 2018



A photograph of Houston Texans football players in action on the field. The players are wearing their blue and red uniforms. The text "The expertise to KEEP THE TEXANS MOVING" is overlaid on the image. The word "KEEP" is in a smaller font, while "THE TEXANS MOVING" is in a large, bold, white font.

# The expertise to **KEEP THE TEXANS MOVING**

At Houston Methodist Orthopedics & Sports Medicine, we are experts in helping the body do what it was designed to do — stay in motion. As team doctors for the Houston Texans, our specialists are trusted to keep the players at the top of their game. So whether your goal is to get back on the field or get back to work, we have the expertise and technology to get you back on your feet — and keep you moving.



HOUSTON  
**Methodist**<sup>®</sup>  
ORTHOPEDICS &  
SPORTS MEDICINE

OFFICIAL HEALTH CARE PROVIDER

713.790.3333  
[houstonmethodist.org/inthegame](http://houstonmethodist.org/inthegame)  
20 convenient locations



**HOUSTON**  
**TEXANS**

**TEXANS RECORDS**



# ALL-TIME / YEAR-BY-YEAR LEADERS

## ALL-TIME LEADERS

### RUSHING YARDS

Player	Att	Yds	Avg	Lg	TD
Arian Foster, 2009-15	1,454	6,472	4.5	74t	54
Domanick Williams#, 2003-05	770	3,195	4.2	51	23
<b>Lamar Miller, 2016-18</b>	<b>716</b>	<b>2,934</b>	<b>4.1</b>	<b>97t</b>	<b>13</b>
Alfred Blue, 2014-18	673	2,407	3.6	48	8
Ben Tate, 2011-13	421	1,992	4.7	60	10
Steve Slaton, 2008-11	425	1,832	4.3	71t	12
Ron Dayne, 2006-07	345	1,385	4	39	11
David Carr, 2002-06	268	1,235	4.6	36	8
Jonathan Wells, 2002-05	374	1,167	3.1	37	10
<b>Deshaun Watson 2017-18</b>	<b>135</b>	<b>820</b>	<b>6.1</b>	<b>49</b>	<b>7</b>

# - Domanick Williams known as Domanick Davis prior to 2006.

### RECEIVING YARDS

Player	Rec	Yds	Avg	Lg	TD
Andre Johnson, 2003-14	1,012	13,597	13.4	77t	64
<b>DeAndre Hopkins, 2013-18</b>	<b>528</b>	<b>7,437</b>	<b>14.1</b>	<b>76t</b>	<b>47</b>
Owen Daniels, 2006-13	385	4,617	12	44	29
Kevin Walter, 2006-12	326	4,083	12.5	61	24
Arian Foster, 2009-15	249	2,268	9.1	78t	14
Jabar Gaffney, 2002-05	171	2,009	11.7	69	7
Corey Bradford, 2002-05	130	1,992	15.3	81	18
Jacoby Jones, 2007-11	127	1,741	13.7	80t	11
<b>Will Fuller, 2016-18</b>	<b>107</b>	<b>1,561</b>	<b>14.6</b>	<b>73t</b>	<b>13</b>
Ryan Griffin, 2013-18	136	1,491	11.0	47	7

### SCRIMMAGE YARDS (RUSHING & RECEIVING)

Player	Rushing	Receiving	Total
Andre Johnson, 2003-14	54	13,597	13,651
Arian Foster, 2009-15	6,472	2,268	8,740
<b>DeAndre Hopkins, 2013-18</b>	<b>-7</b>	<b>7,437</b>	<b>7,430</b>
Owen Daniels, 2006-13	-	4,617	4,617
Domanick Williams#, 2003-05	3,195	1,276	4,471
Kevin Walter, 2006-12	82	4,083	4,165
<b>Lamar Miller, 2016-18</b>	<b>2,934</b>	<b>678</b>	<b>3,612</b>
Alfred Blue, 2014-18	2,407	470	2,877
Steve Slaton, 2008-11	1,832	811	2,643
Ben Tate, 2011-13	1,992	287	2,279

# - Domanick Williams known as Domanick Davis prior to 2006.

### ALL-PURPOSE YARDS

Player	Total	Rush Rec.	PR/KR
Andre Johnson, 2003-14	13,651	54 13,597	-/-
Arian Foster, 2009-15	8,740	6,472 2,268	-/-
<b>DeAndre Hopkins, 2013-18</b>	<b>7,430</b>	<b>-7 7,437</b>	<b>-/-</b>
Jacoby Jones, 2007-11	5,091	40 1,741	1,820/1,490
Owen Daniels, 2006-13	4,617	- 4,617	-/-
Domanick Williams#, 2003-05	4,585	3,195 1,276	24/90
Kevin Walter, 2006-12	4,172	82 4,083	0/7
<b>Lamar Miller, 2016-18</b>	<b>3,612</b>	<b>2,934 678</b>	<b>-/-</b>

André Davis, 2007-09	3,598	-	855	0/2,743
Steve Slaton, 2008-11	3,410	1,832	811	0/767

# - Domanick Williams known as Domanick Davis prior to 2006.

### PASSING (Min. 500 att.)

Player	Att	Comp	Pct	Yds	TD	INT	Lg	Rtg
Matt Schaub, 2007-13	3,020	1,951	64.6	23,221	124	78	80t	90.9
David Carr, 2002-06	2,070	1,243	60	13,391	59	65	81	75.5
<b>Deshaun Watson, 2017-18</b>	<b>709</b>	<b>471</b>	<b>66.4</b>	<b>5,864</b>	<b>45</b>	<b>17</b>	<b>73</b>	<b>103.1</b>
Brock Osweiler, 2016	510	301	59.0	2,957	15	16	53	72.2

### PASSING YARDS

Player	Att	Comp	Pct	Yds	TD	INT	Lg	Rtg
Matt Schaub, 2007-13	3,020	1,951	64.6	23,221	124	78	80t	90.9
David Carr, 2002-06	2,070	1,243	60	13,391	59	65	81	75.5
<b>Deshaun Watson, 2017-18</b>	<b>709</b>	<b>471</b>	<b>66.4</b>	<b>5,864</b>	<b>45</b>	<b>17</b>	<b>73</b>	<b>103.1</b>
Sage Rosenfels, 2006-08	453	297	65.6	3,380	24	23	61	84.3
Brock Osweiler, 2016	510	301	59	2,957	15	16	53	72.2
Brian Hoyer, 2015	369	224	60.7	2,606	19	7	49	91.4
Ryan Fitzpatrick, 2014	312	197	63.1	2,483	17	8	76t	95.3
Case Keenum, 2013-14	330	182	55.2	2,195	11	8	66	76.8
Tom Savage, 2014, 2016-17	315	181	57.5	2,000	5	7	57	72.5
T.J. Yates, 2011-13, 2015, 2017	320	176	55	1,993	10	10	61t	71.3

### SCORING

Player	TD	PAT	FG	2PT	TP
Kris Brown, 2002-09	0	251	172	0	767
Arian Foster, 2009-15	68	0	0	1	410
Andre Johnson, 2003-14	64	0	0	2	388
<b>DeAndre Hopkins, 2013-18</b>	<b>47</b>	<b>0</b>	<b>0</b>	<b>1</b>	<b>284</b>
Neil Rackers, 2010-11	0	82	59	0	259
Randy Bullock, 2013-15	0	69	61	0	252
<b>Ka'imi Fairbairn, 2016-18</b>	<b>0</b>	<b>71</b>	<b>57</b>	<b>0</b>	<b>242</b>
Nick Novak, 2015-17	0	51	53	0	210
Owen Daniels, 2006-13	29	0	0	0	174
Domanick Williams#, 2003-05	28	0	0	0	168

# - Domanick Williams known as Domanick Davis prior to 2006.

### FIELD GOALS

Player	FGM	FGA	Pct.	Lg
Kris Brown, 2002-09	172	223	77.1	57
Randy Bullock, 2013-15	61	76	80.2	55
Neil Rackers, 2010-11	59	68	86.8	57
<b>Ka'imi Fairbairn, 2017-18</b>	<b>57</b>	<b>67</b>	<b>85.1</b>	<b>55</b>
Nick Novak, 2015-16	53	62	85.5	53
Shayne Graham, 2012	31	38	81.6	51

### PUNTING AVERAGE (Min. 250 punts)

Player	No	Yds	Avg	In20	Lg	Blk
Shane Lechler, 2013-17	430	20,463	47.6	147	71	1
Matt Turk, 2007-11	254	10,735	42.3	88	62	0
Chad Stanley, 2002-06	437	17,908	41	135	62	2

# ALL-TIME / YEAR-BY-YEAR LEADERS

## PUNT RETURN YARDS

Player	No	Yds	Avg	Lg	TD
Jacoby Jones, 2007-11	179	1,820	10.2	79t	3
Keshawn Martin, 2012-15	86	766	8.9	87t	1
J.J. Moses, 2003-04	72	553	7.7	40	0
Tyler Ervin, 2016-18	56	496	8.9	57	0
<b>Will Fuller V, 2016-18</b>	<b>20</b>	<b>300</b>	<b>15</b>	<b>67t</b>	<b>1</b>
Keith Humphery, 2015-16	36	280	7.8	20	0
Jermaine Lewis, 2002	36	280	7.8	48	0
Avion Black, 2002	14	188	13.4	76t	1
Phillip Buchanon, 2005-06	20	180	9	45	0
Trindon Holliday, 2011-12	17	147	8.6	36	0

## KICKOFF RETURN YARDS

Player	No	Yds	Avg	Lg	TD
André Davis, 2007-09	108	2,743	25.4	104t	3
J.J. Moses, 2003-04	117	2,658	22.7	70	0
Jerome Mathis, 2005-07	72	2,054	28.5	99t	3
Keshawn Martin, 2012-15	68	1,707	25.1	54	0
Jacoby Jones, 2007-11	64	1,490	23.3	95t	1
Dexter Wynn, 2006-07	52	1,193	22.9	39	0
Jermaine Lewis, 2002	46	961	20.9	45	0
Steve Slaton, 2008-11	39	767	19.7	50	0
Danieal Manning, 2011-14	28	659	23.5	46	0
Tyler Ervin, 2016-18	29	609	21.0	36	0

## INTERCEPTIONS

Player	No	Yds	Avg	Lg	TD
Kareem Jackson, 2010-18	16	336	21	65	3
<b>Johnathan Joseph, 2011-18</b>	<b>16</b>	<b>410</b>	<b>26</b>	<b>82t</b>	<b>4</b>
Dunta Robinson, 2004-09	13	162	12.5	61	1
Andre Hal, 2014-18	12	102	9	31	1
Marcus Coleman, 2002-05	11	217	19.7	102t	1
Aaron Glenn, 2002-04	11	221	20.1	70t	2
Quintin Demps, 2010-16	9	101	11.2	42	0
Brian Cushing, 2009-17	8	50	6.3	20	1
Jason Allen, 2010-11	7	35	5	34	0
A.J. Bouye, 2013-16	6	129	21.5	67	1

## TACKLES

Player	Solo	Assist	Total
Brian Cushing, 2009-17	424	240	664
DeMeco Ryans, 2006-11	479	157	636
Kareem Jackson, 2010-18	465	91	556
<b>J.J. Watt, 2011-18</b>	<b>358</b>	<b>97</b>	<b>455</b>
Jamie Sharper, 2002-04	300	142	442
<b>Johnathan Joseph, 2011-18</b>	<b>378</b>	<b>53</b>	<b>431</b>
Dunta Robinson, 2004-09	332	64	396
<b>Benardrick McKinney, 2015-18</b>	<b>239</b>	<b>148</b>	<b>387</b>
Morlon Greenwood, 2005-08	289	96	385
Jay Foreman, 2002-04	255	97	352

## SACKS

Player	Sacks	Yards
--------	-------	-------

<b>J.J. Watt, 2011-18</b>	<b>92.0</b>	<b>638</b>
Mario Williams, 2006-11	53.0	320.5
<b>Whitney Mercilus, 2012-18</b>	<b>42.5</b>	<b>233.5</b>
<b>Jadeveon Clowney, 2011-18</b>	<b>29.0</b>	<b>230</b>
Antonio Smith, 2009-13, 2016	27.5	182
Connor Barwin, 2009-12	19.0	136.5
Kailee Wong, 2002-06	15.0	68.5
Brooks Reed, 2011-14	14.5	83.5
Brian Cushing, 2009-17	13.5	80.5
Jason Babin, 2004-06	13.0	85

## YEAR-BY-YEAR LEADERS

### RUSHING YARDS

Year	Player	Att	Yds	Avg	Long	TD
2002	Jonathan Wells	197	529	2.7	37	3
2003	Domanick Williams	238	1,031	4.3	51	8
2004	Domanick Williams	302	1,188	3.9	44	13
2005	Domanick Williams	230	976	4.2	44	2
2006	Ron Dayne	151	612	4.1	19	5
2007	Ron Dayne	194	773	4	39	6
2008	Steve Slaton	268	1,282	4.8	71t	9
2009	Steve Slaton	131	437	3.3	32t	3
<b>2010</b>	<b>Arian Foster</b>	<b>327</b>	<b>1,616</b>	<b>4.9</b>	<b>74t</b>	<b>16</b>
2011	Arian Foster	278	1,224	4.4	43	10
2012	Arian Foster	351	1,424	4.1	46	15
2013	Ben Tate	181	771	4.3	60	4
2014	Arian Foster	260	1,246	4.8	51	8
2015	Alfred Blue	183	698	3.8	41	2
<b>2016</b>	<b>Lamar Miller</b>	<b>268</b>	<b>1,073</b>	<b>4</b>	<b>45</b>	<b>5</b>
<b>2017</b>	<b>Lamar Miller</b>	<b>238</b>	<b>888</b>	<b>3.7</b>	<b>21</b>	<b>3</b>
<b>2018</b>	<b>Lamar Miller</b>	<b>210</b>	<b>973</b>	<b>4.63</b>	<b>97</b>	<b>5</b>

### RECEIVING YARDS

Year	Player	Rec	Yds	Avg	Long	TD
2002	Corey Bradford	45	697	15.5	81	6
2003	Andre Johnson	66	976	14.8	46t	4
2004	Andre Johnson	79	1,142	14.5	54t	6
2005	Andre Johnson	63	688	10.9	53t	2
2006	Andre Johnson	103	1,147	11.1	53	5
2007	Andre Johnson	60	581	14.2	77t	8
2008	Andre Johnson	115	1,575	13.7	65	8
2009	Andre Johnson	101	1,569	15.5	72t	9
2010	Andre Johnson	86	1,216	14.1	60	8
2011	Owen Daniels	54	677	12.5	34	3
<b>2012</b>	<b>Andre Johnson</b>	<b>112</b>	<b>1,598</b>	<b>14.3</b>	<b>60t</b>	<b>4</b>
2013	Andre Johnson	109	1,407	12.9	62t	5
<b>2014</b>	<b>DeAndre Hopkins</b>	<b>76</b>	<b>1,210</b>	<b>15.9</b>	<b>76t</b>	<b>6</b>
<b>2015</b>	<b>DeAndre Hopkins</b>	<b>111</b>	<b>1,521</b>	<b>13.7</b>	<b>61t</b>	<b>11</b>
<b>2016</b>	<b>DeAndre Hopkins</b>	<b>78</b>	<b>954</b>	<b>12.2</b>	<b>51</b>	<b>4</b>
<b>2017</b>	<b>DeAndre Hopkins</b>	<b>96</b>	<b>1,378</b>	<b>14.4</b>	<b>72t</b>	<b>13</b>
<b>2018</b>	<b>DeAndre Hopkins</b>	<b>115</b>	<b>1,572</b>	<b>13.7</b>	<b>49</b>	<b>11</b>

### RECEPTIONS

Year	Player	Rec	Yds	Avg	Long	TD
2002	Billy Miller	51	613	12	42	3
2003	Andre Johnson	66	976	14.8	46t	4

# ALL-TIME / YEAR-BY-YEAR LEADERS

2004	Andre Johnson	79	1,142	14.5	54t	6
2005	Andre Johnson	63	688	10.9	53t	2
2006	Andre Johnson	103	1,147	11.1	53	5
2007	Kevin Walter	65	800	12.3	46	4
2008	<b>Andre Johnson</b>	<b>115</b>	<b>1,575</b>	<b>13.7</b>	<b>65</b>	<b>8</b>
2009	Andre Johnson	101	1,569	15.5	72t	9
2010	Andre Johnson	86	1,216	14.1	60	8
2011	Owen Daniels	54	677	12.5	34	3
2012	Andre Johnson	112	1,598	14.3	60t	4
2013	Andre Johnson	109	1,407	12.9	62t	5
2014	Andre Johnson	85	936	11	35	3
2015	DeAndre Hopkins	111	1,521	13.7	61t	11
2016	DeAndre Hopkins	78	954	12.2	51	4
2017	DeAndre Hopkins	96	1,378	14.4	72t	13
2018	DeAndre Hopkins	115	1,572	13.7	49	11

## SCRIMMAGE YARDS (RUSHING & RECEIVING)

Year	Player	Rushing	Receiving	Total
2002	James Allen	519	302	821
2003	Domanick Williams	1,031	351	1,382
2004	Domanick Williams	1,188	588	1,776
2005	Domanick Williams	976	337	1,313
2006	Andre Johnson	14	1,147	1,161
2007	Ron Dayne	773	112	885
2008	Steve Slaton	1,282	377	1,659
2009	Andre Johnson	10	1,569	1,579
2010	<b>Arian Foster</b>	<b>1,616</b>	<b>604</b>	<b>2,220</b>
2011	Arian Foster	1,224	617	1,841
2012	Arian Foster	1,424	217	1,641
2013	Andre Johnson	0	1,407	1,407
2014	Arian Foster	1,246	327	1,573
2015	DeAndre Hopkins	0	1,521	1,521
2016	Lamar Miller	1,073	188	1,261
2017	DeAndre Hopkins	0	1,378	1,378
2018	DeAndre Hopkins	-7	1,572	1,565

## PASSING YARDS

Year	Player	A	C	Pct	Yds	TD	Int	Lg	Rtg
2002	David Carr	444	233	52.5	2,592	9	15	81	62.8
2003	David Carr	295	167	56.6	2,013	9	13	78t	69.5
2004	David Carr	466	285	61.2	3,531	16	14	69	83.5
2005	David Carr	423	256	60.5	2,488	14	11	53t	77.2
2006	David Carr	442	302	68.3	2,767	11	12	53	82.1
2007	Matt Schaub	289	192	66.4	2,241	9	9	77t	87.2
2008	Matt Schaub	380	251	66.1	3,043	15	10	65	92.7
2009	<b>Matt Schaub</b>	<b>583</b>	<b>396</b>	<b>67.9</b>	<b>4,770</b>	<b>29</b>	<b>15</b>	<b>72t</b>	<b>98.6</b>
2010	Matt Schaub	574	365	63.6	4,370	24	12	60	92
2011	Matt Schaub	292	178	61	2,479	15	6	80t	96.8
2012	Matt Schaub	544	350	64.3	4,008	22	12	60t	90.7
2013	Matt Schaub	358	219	61.2	2,310	10	14	46	73
2014	Ryan Fitzpatrick	312	197	63.1	2,483	17	8	76t	95.3
2015	Brian Hoyer	369	224	60.7	2,606	19	7	49	91.4
2016	Brock Osweiler	510	301	59	2,957	15	16	53	72.2
2017	Deshaun Watson	204	126	61.8	1,699	19	8	72t	103
2018	Deshaun Watson	505	345	68.3	4,165	26	9	73t	103.1

## SCORING

Year	Player	TD	PAT	2PT	FG	TP
2002	Kris Brown	-	20/20	-	17/24	71
2003	Kris Brown	-	27/27	-	18/22	81
2004	Kris Brown	-	34/34	-	17/24	85
2005	Kris Brown	-	24/24	-	26/34	102
2006	Kris Brown	-	26/27	-	19/25	83
2007	Kris Brown	-	40/40	-	25/29	115
2008	Kris Brown	-	37/37	-	29/33	124
2009	Kris Brown	-	43/44	-	21/32	106
2010	Neil Rackers	-	43/43	-	27/30	124
2011	Neil Rackers	-	39/40	-	32/38	135
2012	Shayne Graham	-	45/45	-	31/38	138
2013	Randy Bullock	-	26/26	-	26/35	104
2014	Randy Bullock	-	40/40	-	30/35	130
2015	Nick Novak	-	29/31	-	18/21	83
2016	Nick Novak	-	22/25	-	35/41	127
2017	Ka'imi Fairbairn	-	32/35	-	20/25	92
2018	Ka'imi Fairbairn	-	39/41	-	37/42	150

## FIELD GOALS

Year	Player	FGA	FGM	Pct	Long
2002	Kris Brown	24	17	70.8	51
2003	Kris Brown	22	18	81.8	50
2004	Kris Brown	24	17	70.8	50
2005	Kris Brown	34	26	76.5	53
2006	Kris Brown	25	19	76	49
2007	Kris Brown	29	25	86.2	57
2008	Kris Brown	33	29	87.9	53
2009	Kris Brown	32	21	65.6	56
2010	Neil Rackers	30	27	90	57
2011	Neil Rackers	38	32	84.2	54
2012	Shayne Graham	38	31	81.6	51
2013	Randy Bullock	35	26	74.3	51
2014	Randy Bullock	35	30	85.7	55
2015	Nick Novak	21	18	85.7	51
2016	Nick Novak	41	35	85.4	53
2017	Ka'imi Fairbairn	25	20	80	55
2018	Ka'imi Fairbairn	42	37	88.1	54

## PUNTING AVERAGE

Year	Player	No	Yds	Avg	Long	Blk
2002	Chad Stanley	114	4,720	41.4	62	2
2003	Chad Stanley	97	4,028	41.5	58	0
2004	Chad Stanley	73	3,009	41.2	57	0
2005	Chad Stanley	77	2,990	38.8	61	0
2006	Chad Stanley	76	3,161	41.6	62	0
2007	Matt Turk	55	2,296	41.7	59	0
2008	Matt Turk	53	2,240	42.3	59	0
2009	Matt Turk	67	2,866	42.8	62	0
2010	Matt Turk	63	2,650	42.1	60	0
2011	Brett Hartmann	58	2,573	44.4	69	0
2012	Donnie Jones	88	4,150	47.2	66	0
2013	Shane Lechler	88	4,189	47.6	65	0
2014	Shane Lechler	83	3,845	46.3	71	1
2015	Shane Lechler	95	4,497	47.3	64	0
2016	Shane Lechler	72	3,423	47.5	62	0
2017	Shane Lechler	92	4,507	49	68	0
2018	Trevor Daniel	74	3,237	43.7	61	0

## PUNT RETURN YARDS



# ALL-TIME / YEAR-BY-YEAR LEADERS

Year	Player	No	Yds	Avg	Long	TD
2002	Jermaine Lewis	36	280	7.8	48	0
2003	J.J. Moses	36	244	6.8	40	0
2004	J.J. Moses	36	309	8.6	27	0
2005	Phillip Buchanon	12	101	8.4	37	0
2006	Dexter Wynn	12	139	11.6	58	0
2007	Jacoby Jones	30	286	9.5	74	0
2008	Jacoby Jones	32	386	12.1	73t	2
2009	Jacoby Jones	39	426	10.9	62	0
2010	Jacoby Jones	29	204	7	39	0
2011	<b>Jacoby Jones</b>	<b>49</b>	<b>518</b>	<b>10.6</b>	<b>79t</b>	<b>1</b>
2012	Keshawn Martin	22	267	12.1	71	0
2013	Keshawn Martin	39	345	8.8	87t	1
2014	Keshawn Martin	25	154	6.2	21	0
2015	Keith Mumphyrey	36	280	7.8	20	0
2016	Tyler Ervin	27	261	9.7	57	0
2017	<b>Will Fuller V</b>	<b>9</b>	<b>135</b>	<b>15</b>	<b>49</b>	<b>0</b>
2018	Tyler Ervin	21	175	8.3	27	0

## KICKOFF RETURN YARDS

Year	Player	No	Yds	Avg	Long	TD
2002	Jermaine Lewis	46	961	20.9	45	0
2003	J.J. Moses	58	1,355	23.4	70	0
2004	J.J. Moses	59	1,303	22.1	49	0
2005	<b>Jerome Mathis</b>	<b>54</b>	<b>1,542</b>	<b>28.6</b>	<b>99t</b>	<b>2</b>
2006	Dexter Wynn	30	670	22.3	38	0
2007	André Davis	32	968	30.3	104t	3
2008	André Davis	43	993	23.1	50	0
2009	André Davis	33	782	23.7	63	0
2010	Steve Slaton	39	767	19.7	50	0
2011	Danieal Manning	13	356	27.4	46	0
2012	Keshawn Martin	31	741	23.9	54	0
2013	Keshawn Martin	36	947	26.3	50	0
2014	Danieal Manning	13	267	20.5	41	0
2015	Keith Mumphyrey	14	338	24.1	41	0
2016	Tyler Ervin	14	263	18.8	33	0
2017	Chris Thompson	17	369	21.7	42	0
2018	Tyler Ervin	10	253	25.3	36	0

## INTERCEPTIONS

Year	Player	No	Yds	Avg	Long	TD
2002	Aaron Glenn	5	181	36.2	70t	2
2003	<b>Marcus Coleman</b>	<b>7</b>	<b>95</b>	<b>13.6</b>	<b>41</b>	<b>0</b>
2004	Dunta Robinson	6	146	24.3	61	0
2005	Glenn Earl	2	2	1	2	0
2006	Dunta Robinson	2	9	4.5	9	1
	DeMarcus Faggins	2	0	0	0	0
2007	Fred Bennet	3	47	15.7	33	0
2008	Jacques Reeves	4	108	27	44t	1
2009	Bernard Pollard	4	121	30.3	70t	1
	Brian Cushing	4	26	6.5	20	0
2010	Troy Nolan	3	35	11.7	20	0
	Glover Quin	3	12	4	10	0
	Jason Allen	3	1	0.3	1	0
2011	<b>Johnathan Joseph</b>	<b>4</b>	<b>40</b>	<b>10</b>	<b>29</b>	<b>0</b>
	Jason Allen	4	34	8.5	34	0
2012	Kareem Jackson	4	71	17.8	63t	1
2013	<b>Johnathan Joseph</b>	<b>3</b>	<b>64</b>	<b>21.3</b>	<b>32</b>	<b>0</b>
2014	A.J. Bouye	3	120	40	67	1
	Kareem Jackson	3	97	32.3	65	0

	Jumal Rolle	3	25	8.3	13	0
2015	Andre Hal	4	54	13.5	31t	1
2016	Quintin Demps	6	54	9	19	0
2017	Andre Hal	3	10	3.3	7	0
2018	<b>Two Players</b>	<b>3</b>	<b>-</b>	<b>-</b>	<b>-</b>	<b>-</b>

## TOTAL TACKLES

Year	Player, Pos.	Solo	Assist	Total
2002	Jay Foreman	101	36	137
	Jamie Sharper	95	42	137
2003	<b>Jamie Sharper</b>	<b>107</b>	<b>59</b>	<b>166</b>
2004	Jamie Sharper	98	41	139
2005	Morlon Greenwood	82	30	112
2006	DeMeco Ryans	126	30	156
2007	DeMeco Ryans	98	29	127
2008	DeMeco Ryans	86	26	112
2009	Brian Cushing	86	47	133
2010	Bernard Pollard	82	30	112
2011	Brian Cushing	76	38	114
2012	Glover Quin	64	20	84
2013	Darryl Sharpton	56	31	87
2014	Kendrick Lewis	52	32	84
2015	Brian Cushing	63	47	110
2016	<b>Benardrick McKinney</b>	<b>79</b>	<b>50</b>	<b>129</b>
2017	<b>Benardrick McKinney</b>	<b>62</b>	<b>33</b>	<b>95</b>
2018	<b>Two Players</b>	<b>-</b>	<b>-</b>	<b>105</b>

## SACKS

Year	Player, Pos.	Sacks	Yards
2002	Jeff Posey	8	77
2003	Jamie Sharper	4	19
2004	Kailee Wong	5.5	29
2005	Shantee Orr	7	40
2006	Jason Babin	5.5	39
2007	Mario Williams	14	82.5
2008	Mario Williams	12	82
2009	Mario Williams	9	52
2010	Mario Williams	8.5	54.5
2011	Connor Barwin	11.5	78.5
2012	<b>J.J. Watt</b>	<b>20.5</b>	<b>138.5</b>
2013	J.J. Watt	10.5	70.5
2014	<b>J.J. Watt</b>	<b>20.5</b>	<b>140</b>
2015	J.J. Watt	17.5	118
2016	Whitney Mercilus	7.5	56.5
2017	Jadeveon Clowney	9.5	67
2018	J.J. Watt	16.0	119.0

## SPECIAL TEAMS TACKLES

Year	Player, Pos.	Solo	Assist	Total
2002	Jason Bell	14	2	16
2003	Ramon Walker	13	4	17
2004	Antwan Peek	10	8	18
2005	Ramon Walker	12	6	18
2006	Troy Evans	11	2	13
2007	Jameel Cook	12	1	13
2008	<b>Kevin Bentley</b>	<b>16</b>	<b>7</b>	<b>23</b>
2009	Kevin Bentley	9	11	20
2010	James Casey	10	7	17
2011	Tim Dobbins	9	0	9
2012	Bryan Braman	14	2	16



## ALL-TIME / YEAR-BY-YEAR LEADERS

2013	Justin Tuggle	10	1	11
2014	Jeff Tarpinian	7	5	12
2015	Brian Peters	11	6	17
2016	Don Jones	9	2	11

2017	Kurtis Drummond	8	3	11
2018	A.J. Moore	7	4	11

# REGULAR SEASON INDIVIDUAL RECORDS

## TOTAL OFFENSE

### YARDS FROM SCRIMMAGE (RUSHING, RECEIVING)

#### Career

13,651	Andre Johnson, 2003-14
8,740	Arian Foster, 2009-15
7,430	DeAndre Hopkins, 2013-18
4,617	Owen Daniels, 2006-13
4,471	Domanick Williams#, 2003-05

#### Season

2,220	Arian Foster, 2010
1,841	Arian Foster, 2011
1,776	Domanick Williams#, 2004
1,649	Steve Slaton, 2008
1,641	Arian Foster, 2012

#### Season, Rookie

1,659	Steve Slaton, 2008
1,382	Domanick Williams#, 2003
966	Andre Johnson, 2003

# - Domanick Williams known as Domanick Davis prior to 2006.

### COMBINED NET YARDS GAINED (RUSHING, RECEIVING, RETURNS)

#### Most Seasons Leading Team

4	Arian Foster, 2010-12, 2014
3	DeAndre Hopkins, 2015, 2017-18
	Domanick Williams#, 2003-05
2	Andre Johnson, 2009, 2013
	Ron Dayne, 2006-07

# - Domanick Williams known as Domanick Davis prior to 2006.

#### Most Consecutive Seasons Leading Team

3	Arian Foster, 2010-12
	Domanick Williams#, 2003-05
2	DeAndre Hopkins, 2017-18
	Ron Dayne, 2006-07

# - Domanick Williams known as Domanick Davis prior to 2006.

#### Career

13,651	Andre Johnson, 2003-14
8,740	Arian Foster, 2009-15
7,430	DeAndre Hopkins, 2013-18
5,004	Jacoby Jones, 2007-11
4,617	Owen Daniels, 2006-13

#### Season

2,220	Arian Foster, 2010
1,841	Arian Foster, 2011
1,776	Domanick Williams#, 2004
1,675	Jerome Mathis, 2005

# - Domanick Williams known as Domanick Davis prior to 2006.

### COMBINED ATTEMPTS (RUSHING, RECEIVING, RETURNS)

#### Career

1,703	Arian Foster, 2009-15
-------	-----------------------

1,035	Andre Johnson, 2003-14
931	Domanick Williams#, 2003-05
808	Lamar Miller, 2016-2018
742	Alfred Blue, 2014-18
562	Steve Slaton, 2008-11

# - Domanick Williams known as Domanick Davis prior to 2006.

#### Season

393	Arian Foster, 2010
391	Arian Foster, 2012
370	Domanick Williams#, 2004
331	Arian Foster, 2011

# - Domanick Williams known as Domanick Davis prior to 2006.

#### Game

39	Arian Foster vs. Tennessee, 11/28/10
38	Domanick Williams# at Indianapolis, 11/14/04
36	Alfred Blue at Cleveland, 11/16/14
	Domanick Williams# at Detroit, 9/19/04
	Domanick Williams# vs. N.Y. Jets, 10/19/03

# - Domanick Williams known as Domanick Davis prior to 2006.

#### Game, Opponent

43	Rudi Johnson at Cincinnati, 11/9/03
36	Larry Johnson vs. Kansas City, 11/20/05
34	Thomas Jones at Tampa Bay, 12/14/03
34	Rashad Jennings at N.Y. Giants, 9/21/14

## RUSHING

### RUSHING ATTEMPTS

#### Most Seasons Leading Team

4	Arian Foster, 2010-12, 14
3	Lamar Miller, 2016-18
	Domanick Williams#, 2003-05
2	Steve Slaton, 2008-09
	Ron Dayne, 2006-07

# - Domanick Williams known as Domanick Davis prior to 2006.

#### Most Consecutive Seasons Leading Team

4	Arian Foster, 2010-12, 14
3	Lamar Miller, 2016-18
	Domanick Williams#, 2003-05
2	Steve Slaton, 2008-09
	Ron Dayne, 2006-07

# - Domanick Williams known as Domanick Davis prior to 2006.

#### Career

1,454	Arian Foster, 2009-15
770	Domanick Williams#, 2003-05
716	Lamar Miller, 2016-18
673	Alfred Blue, 2014-18

# - Domanick Williams known as Domanick Davis prior to 2006.

#### Season

351	Arian Foster, 2012
-----	--------------------

## REGULAR SEASON INDIVIDUAL RECORDS

327	Arian Foster, 2010
302	Domanick Williams#, 2004
278	Arian Foster, 2011
# - Domanick Williams known as Domanick Davis prior to 2006.	
<b>Season, Rookie</b>	
268	Steve Slaton, 2008
238	Domanick Williams#, 2003
197	Jonathan Wells, 2002
# - Domanick Williams known as Domanick Davis prior to 2006.	
<b>Game</b>	
36	Alfred Blue at Cleveland, 11/16/14
33	Arian Foster vs. Jacksonville, 10/30/11
33	Arian Foster vs. Indianapolis, 9/12/10
<b>Game, Rookie</b>	
36	Alfred Blue at Cleveland, 11/16/14
27	Domanick Williams# vs. N.Y. Jets, 10/19/03
26	Domanick Williams# at Buffalo, 11/16/03
	Steve Slaton at Green Bay, 12/7/08
# - Domanick Williams known as Domanick Davis prior to 2006.	
<b>Game, Opponent</b>	
43	Rudi Johnson, vs. Cincinnati, 11/9/03
36	Larry Johnson, vs. Kansas City, 11/20/05
34	Thomas Jones, at Tampa Bay, 12/14/03
	Rashad Jennings at N.Y. Giants, 9/21/14

### RUSHING YARDS GAINED

<b>Most Seasons Leading Team</b>	
4	Arian Foster, 2010-12, 14
3	Lamar Miller, 2016-18
	Domanick Williams#, 2003-05
2	Steve Slaton, 2008-09
	Ron Dayne, 2006-07
# - Domanick Williams known as Domanick Davis prior to 2006.	
<b>Most Consecutive Seasons Leading Team</b>	
3	Lamar Miller, 2016-18
	Arian Foster, 2010-12
	Domanick Williams#, 2003-05
2	Steve Slaton, 2008-09
	Ron Dayne, 2006-07
# - Domanick Williams known as Domanick Davis prior to 2006.	
<b>Career</b>	
6,472	Arian Foster, 2009-15
3,195	Domanick Williams#, 2003-05
2,878	Lamar Miller, 2016-18
2,395	Alfred Blue, 2014-18
1,992	Ben Tate, 2011-13
# - Domanick Williams known as Domanick Davis prior to 2006.	
<b>Seasons, 1,000 or More Yards Rushing</b>	
4	Arian Foster, 2010-12; 14
2	Domanick Williams#, 2003-04
1	Steve Slaton, 2008
	Lamar Miller, 2016

# - Domanick Williams known as Domanick Davis prior to 2006.	
<b>Consecutive Seasons, 1,000 or More Yards Rushing</b>	
3	Arian Foster, 2010-12
2	Domanick Williams#, 2003-04
# - Domanick Williams known as Domanick Davis prior to 2006.	
<b>Season</b>	
1,616	Arian Foster, 2010
1,424	Arian Foster, 2012
1,282	Steve Slaton, 2008
1,246	Arian Foster, 2014
1,224	Arian Foster, 2011
1,188	Domanick Williams#, 2004
1,073	Lamar Miller, 2016
1,031	Domanick Williams#, 2003
# - Domanick Williams known as Domanick Davis prior to 2006.	
<b>Season, Rookie</b>	
1,282	Steve Slaton, 2008
1,031	Domanick Williams#, 2003
529	Jonathan Wells, 2002
528	Alfred Blue, 2014
# - Domanick Williams known as Domanick Davis prior to 2006.	
<b>Game</b>	
231	Arian Foster vs. Indianapolis, 9/12/10
180	Arian Foster vs. Jacksonville, 1/2/11
165	Arian Foster vs. Indianapolis, 12/16/12
162	Lamar Miller vs. Tennessee, 11/27/2018
158	Arian Foster at Indianapolis, 12/22/11
	Domanick Williams# at Jacksonville, 12/26/04
# - Domanick Williams known as Domanick Davis prior to 2006.	
<b>Game, Opponent</b>	
211	Larry Johnson vs. Kansas City, 11/20/05
197	Chris Johnson at Tennessee, 9/20/09
182	Rudi Johnson at Cincinnati, 11/9/03
<b>Game, Rookie</b>	
156	Alfred Blue at Cleveland, 11/16/14
	Steve Slaton at Indianapolis, 11/16/08
129	Domanick Williams# vs. N.Y. Jets, 10/19/03
# - Domanick Williams known as Domanick Davis prior to 2006.	
<b>Games, 100 or More Yards Rushing</b>	
32	Arian Foster, 2009-15
11	Domanick Williams#, 2003-05
8	Lamar Miller, 2016-18
6	Ben Tate, 2011-13
5	Alfred Blue, 2014-18
	Steve Slaton, 2008-09
# - Domanick Williams known as Domanick Davis prior to 2006.	
<b>Consecutive Games, 100 or More Yards</b>	
4	Arian Foster, 10/5/14-10/26/14
3	Arian Foster, 10/23/11-11/6/11
	Steve Slaton, 12/1/08-12/14/08
<b>Longest Run From Scrimmage</b>	
97t	Lamar Miller vs. Tennessee, 11/27/18

## REGULAR SEASON INDIVIDUAL RECORDS

81t	Justin Forsett at Detroit, 11/22/12
74t	Arian Foster at Oakland, 10/3/10
71t	Steve Slaton at Indianapolis, 11/16/08
60	Ben Tate vs. Tennessee, 9/15/13
56	Arian Foster vs. Jacksonville, 1/2/11
<b>Longest Run From Scrimmage, Opponent</b>	
91t	Chris Johnson at Tennessee, 9/20/09
85t	Lamar Miller at Miami, 10/25/15
80t	Rashad Jennings vs. Oakland, 11/17/13
76	Fred Taylor at Jacksonville, 10/14/07

### RUSHING AVERAGE GAIN

<b>Career (750 attempts)</b>	
4.54	Arian Foster, 2009-15
4.15	Domanick Williams#, 2003-05
# - Domanick Williams known as Domanick Davis prior to 2006.	
<b>Season (100 attempts)</b>	
5.38	Ben Tate, 2011 (175-942)
4.94	Arian Foster, 2010 (327-1,616)
4.79	Arian Foster, 2014 (260-1,246)
4.78	Steve Slaton, 2008 (268-1,282)
4.63	Lamar Miller, 2018 (210-973)
4.48	Arian Foster, 2013 (121-542)
<b>Game (10 attempts)</b>	
13.5	Lamar Miller vs. Tennessee, 11/27/18 (12-162)
11.14	Steve Slaton at Indianapolis, 11/16/08 (14-156)
9.58	Ben Tate vs. Cleveland, 11/6/11 (12-115)
8.6	Darius Walker vs. Jacksonville, 12/30/07 (10-86)
8.06	Domanick Williams# vs. Tennessee, 11/28/04 (16-129)
7.82	Arian Foster at Oakland, 10/3/10 (17-133)
# - Domanick Williams known as Domanick Davis prior to 2006.	

### RUSHING TOUCHDOWNS

<b>Seasons Leading Team</b>	
4	Arian Foster, 2010-12, 14
3	Lamar Miller, 2016-18
2	Jonathan Wells, 2002, 2005
	Domanick Williams#, 2003-04
	Ron Dayne, 2006-07
# - Domanick Williams known as Domanick Davis prior to 2006.	
<b>Consecutive Seasons Leading Team</b>	
3	Lamar Miller, 2016-18
	Arian Foster, 2010-12
2	Domanick Williams#, 2003-04
	Ron Dayne, 2006-07
# - Domanick Williams known as Domanick Davis prior to 2006.	
<b>Career</b>	
54	Arian Foster, 2009-15
23	Domanick Williams#, 2003-05
13	Lamar Miller, 2016-18
	Steve Slaton, 2008-10

# - Domanick Williams known as Domanick Davis prior to 2006.	
<b>Season</b>	
16	Arian Foster, 2010
15	Arian Foster, 2012
13	Domanick Williams#, 2004
10	Arian Foster, 2011
9	Steve Slaton, 2008
# - Domanick Williams known as Domanick Davis prior to 2006.	
<b>Game</b>	
3	Ben Tate vs. New England, 12/1/13
3	Arian Foster vs. Indianapolis, 9/12/10
3	Ryan Moats at Buffalo, 11/1/09
<b>Game, Rookie</b>	
2	7x - last: D'Onta Foreman vs. Arizona, 11/19/2017
<b>Game, Opponent</b>	
4	Shaun Alexander at Seattle, 10/16/05
3	Devonta Freeman at Atlanta, 10/4/15
	Maurice Jones-Drew vs. Jacksonville, 9/27/09
	Willie Parker vs. Pittsburgh, 9/7/08
	LaBrandon Toefield vs. Jacksonville, 12/24/05
<b>Consecutive Games With A Rushing Touchdown</b>	
6	Arian Foster, 10/23/11 – 12/4/11
	Domanick Williams#, 11/28/04 – 1/2/05
5	Arian Foster, 9/30/12 – 11/4/12
	Arian Foster, 10/17/10 – 11/21/10
4	Arian Foster, 12/18/11 – 9/16/12
# - Domanick Williams known as Domanick Davis prior to 2006.	

## PASSING

### PASSING

<b>Seasons Leading Team</b>	
7	Matt Schaub, 2007-13
5	David Carr, 2002-06
<b>Consecutive Seasons Leading Team</b>	
7	Matt Schaub, 2007-13
5	David Carr, 2002-06
<b>PASSER RATING</b>	
<b>Career (1,500 attempts)</b>	
90.9	Matt Schaub, 2007-13
75.5	David Carr, 2002-06
<b>Season (204 attempts)</b>	
103.1	Deshaun Watson, 2018
103.0	Deshaun Watson, 2017
98.6	Matt Schaub, 2009
96.8	Matt Schaub, 2011
95.3	Ryan Fitzpatrick, 2014
92.7	Matt Schaub, 2008
<b>Season, Rookie (204 attempts)</b>	
103.0	Deshaun Watson, 2017



# REGULAR SEASON INDIVIDUAL RECORDS

62.8	David Carr, 2002
<b>Game (20 attempts)</b>	
156.0	Deshaun Watson vs Miami, 10/25/18
147.7	Matt Schaub at Tennessee, 10/23/11
147.5	Ryan Fitzpatrick vs. Tennessee, 11/30/14
144	Matt Schaub vs. Cincinnati, 10/26/08
140.2	David Carr at Indianapolis, 9/17/06
134.2	Deshaun Watson vs. New York Jets, 12/15/18
130.9	Deshaun Watson vs. Tennessee, 11/27/18
129.7	Matt Schaub vs. Jacksonville, 1/2/11
<b>Game, Opponent (20 attempts)</b>	
147.7	Marcus Mariota vs. Tennessee, 11/27/18
146.8	Steve McNair at Tennessee, 10/12/03
146.8	Jon Kitna vs. Cincinnati, 11/3/02
146.2	Tom Brady at New England, 9/24/17
143.8	Blake Bortles at Jacksonville, 12/17/17
139.8	Ben Roethlisberger vs. Pittsburgh, 9/18/05

## PASSING ATTEMPTS

<b>Seasons Leading Team</b>	
7	Matt Schaub, 2007-13
5	David Carr, 2002-06
<b>Consecutive Seasons Leading Team</b>	
7	Matt Schaub, 2007-13
5	David Carr, 2002-06
<b>Career</b>	
3,020	Matt Schaub, 2007-13
2,070	David Carr, 2002-06
709	Deshaun Watson, 2017-18
510	Brock Osweiler, 2016
<b>Season</b>	
583	Matt Schaub, 2009
574	Matt Schaub, 2010
544	Matt Schaub, 2012
510	Brock Osweiler, 2016
505	Deshaun Watson, 2018
466	David Carr, 2004
<b>Season, Rookie</b>	
444	David Carr, 2002
204	Deshaun Watson, 2017
134	T.J. Yates, 2011
40	Dave Ragone, 2003
<b>Game</b>	
62	Matt Schaub vs. Baltimore, 12/13/10
58	Ryan Mallett at Carolina, 9/20/15
55	Matt Schaub vs. Jacksonville, 11/18/12
54	Matt Schaub at Tennessee, 12/19/10
	David Carr at N.Y. Jets, 11/26/06
52	Matt Schaub at Washington, 9/19/10
50	Matt Schaub at Arizona, 10/11/09
<b>Game, Opponent</b>	
61	Matthew Stafford at Detroit, 11/22/12

57	Peyton Manning vs. Indianapolis, 9/12/10
	Tommy Maddox at Pittsburgh, 12/8/02
55	Chad Henne at Miami, 12/27/09
53	Blake Bortles at Jacksonville, 10/18/15
52	Peyton Manning at Denver, 9/23/12
51	Peyton Manning vs. Denver, 12/22/13

## PASS COMPLETIONS

<b>Seasons Leading Team</b>	
7	Matt Schaub, 2007-13
5	David Carr, 2002-06
<b>Consecutive Seasons Leading Team</b>	
7	Matt Schaub, 2007-13
5	David Carr, 2002-06
<b>Career</b>	
1,951	Matt Schaub, 2007-13
1,243	David Carr, 2002-06
471	Deshaun Watson, 2017-18
301	Brock Osweiler, 2016
297	Sage Rosenfels, 2006-08
<b>Season</b>	
396	Matt Schaub, 2009
365	Matt Schaub, 2010
350	Matt Schaub, 2012
345	Deshaun Watson, 2018
<b>Season, Rookie</b>	
233	David Carr, 2002
126	Deshaun Watson, 2017
82	T.J. Yates, 2011
20	Dave Ragone, 2003
<b>Game</b>	
43	Matt Schaub vs. Jacksonville, 11/18/12
39	David Carr at N.Y. Jets, 11/26/06
38	Matt Schaub at Washington, 9/19/10
35	Matt Schaub at Tennessee, 12/19/10
	Matt Schaub at Arizona, 10/11/09
<b>Game, Opponent</b>	
40	Peyton Manning vs. Indianapolis, 9/12/10
36	Daunte Culpepper vs. Minnesota, 10/10/04
34	Peyton Manning at Indianapolis, 11/8/09
33	Drew Brees vs. New Orleans, 11/18/07
	Brett Favre vs. Green Bay 11/21/04
<b>Consecutive Completions</b>	
*22	David Carr vs. Buffalo, 11/19/06
17	Matt Schaub vs. Jacksonville, 11/18/12
16	Matt Schaub vs. Indianapolis (14), 9/23/07; at Atlanta (2), 9/30/07
13	David Carr at Indianapolis (9), 9/17/06; vs. Washington (4), 9/24/06
	Ryan Fitzpatrick vs. Washington (5), 9/7/14; at Oakland (8), 9/14/14

\*Tied NFL record at the time

# REGULAR SEASON INDIVIDUAL RECORDS

## Consecutive Completions, Opponent

*22	Mark Brunell vs. Washington, 9/24/06
19	Marcus Mariota vs. Tennessee, 11/26/18
*Tied NFL record at the time	

## PASSING COMPLETION PERCENTAGE

### Seasons Leading Team

6	Matt Schaub, 2007, 2009-13
5	David Carr, 2002-06

### Consecutive Seasons Leading Team

5	Matt Schaub, 2009-13
5	David Carr, 2002-06

### Career (1,500 attempts)

64.6	Matt Schaub, 2007-13
60	David Carr, 2002-06

### Season (224 attempts)

68.3	Deshaun Watson, 2018
	David Carr, 2006
67.9	Matt Schaub, 2009
66.4	Matt Schaub, 2007
66.1	Matt Schaub, 2008
64.3	Matt Schaub, 2012

### Game (20 attempts)

85.7	Matt Schaub vs. Cincinnati, 10/26/08
84.6	David Carr at Indianapolis, 9/17/06
83.9	Matt Schaub vs. Detroit, 10/19/08
83.3	David Carr vs. Buffalo, 11/19/06
81.8	Matt Schaub vs. Indianapolis, 9/23/07
81.8	Matt Schaub vs. Jacksonville, 1/2/11

## PASSING YARDS GAINED

### Seasons Leading Team

7	Matt Schaub, 2007-13
5	David Carr, 2002-06

### Consecutive Seasons Leading Team

7	Matt Schaub, 2007-13
5	David Carr, 2002-06

### Career

23,221	Matt Schaub, 2007-13
13,391	David Carr, 2002-06
5,864	Deshaun Watson, 2017-18
3,380	Sage Rosenfels, 2006-08

### Seasons, 4,000 or More Yards Passing

3	Matt Schaub, 2009-10, 12
1	Deshaun Watson, 2018

### Seasons, 3,000 or More Yards Passing

4	Matt Schaub, 2008-12
1	Deshaun Watson, 2018
	David Carr, 2004

### Season

4,770	Matt Schaub, 2009
4,370	Matt Schaub, 2010
4,165	Deshaun Watson, 2018

4,008	Matt Schaub, 2012
-------	-------------------

3,531	David Carr, 2004
-------	------------------

### Season, Rookie

2,592	David Carr, 2002
-------	------------------

1,699	Deshaun Watson, 2017
-------	----------------------

949	T.J. Yates, 2011
-----	------------------

135	Dave Ragone, 2003
-----	-------------------

### Game

527	Matt Schaub vs. Jacksonville, 11/18/12 (OT)
497	Matt Schaub at Washington, 9/19/10 (OT)
416	Matt Schaub vs. Oakland, 10/9/11
414	Matt Schaub at Green Bay, 12/7/08
402	Deshaun Watson at Seattle, 10/29/17

### Game, Opponent

471	Nick Foles at Philadelphia, 12/24/18
464	Andrew Luck at Indianapolis, 9/30/18
452	Russell Wilson at Seattle, 10/29/17
441	Matthew Stafford at Detroit, 11/22/12 (OT)
433	Peyton Manning vs. Indianapolis, 9/12/10
426	Donovan McNabb at Washington, 9/19/10

### Games, 300 or More Yards Passing, Season

9	Matt Schaub, 2009
7	Matt Schaub, 2010
5	Deshaun Watson, 2018
	Matt Schaub, 2008

### Games, 300 or More Yards Passing, Career

27	Matt Schaub, 2007-13
7	Deshaun Watson, 2017-18
4	David Carr, 2002-06
1	Tom Savage, 2014, 16-17
1	Brian Hoyer, 2015
1	Case Keenum, 2013
1	T. J. Yates, 2011
1	Ryan Fitzpatrick, 2014

### Longest Pass Completion

81	David Carr to Corey Bradford vs. Buffalo, 10/13/02
80	Matt Schaub to Jacoby Jones at Tampa Bay, 11/13/11 (TD)
78	Matt Schaub to Arian Foster at Tampa Bay, 11/13/11 (TD)
78	Matt Schaub to Arian Foster at Tennessee, 10/23/11 (TD)
78	David Carr to Corey Bradford at Miami, 9/7/03
77	Matt Schaub to Andre Johnson vs. Kansas City, 9/9/07 (TD)

## PASSING YARDS PER COMPLETION

### Seasons Leading Team (224 attempts/season)

7	Matt Schaub, 2007-13
5	David Carr, 2002-06

### Consecutive Seasons Leading Team

7	Matt Schaub, 2007-13
5	David Carr, 2002-06

### Career (1,500 attempts)

11.90	Matt Schaub, 2007-13
10.77	David Carr, 2002-06

## REGULAR SEASON INDIVIDUAL RECORDS

### Season (204 attempts)

13.93	Matt Schaub, 2011
13.48	Deshaun Watson, 2017
12.91	Deshaun Watson, 2018
12.85	Case Keenum, 2013
12.60	Ryan Fitzpatrick, 2014
12.39	David Carr, 2004
12.12	Matt Schaub, 2008

### Season, Rookie (204 attempts)

13.48	Deshaun Watson, 2017
11.12	David Carr, 2002

### Game (20 attempts)

21.16	Deshaun Watson at Seattle, 10/29/17
20.36	Matt Schaub vs. Oakland, 10/04/09
18.17	David Carr vs. Buffalo, 10/13/02
18.13	Case Keenum vs. New England, 12/01/13
18.07	Case Keenum at Kansas City, 10/20/13

## PASSING YARDS PER ATTEMPT

### Seasons Leading Team (224 attempts/season)

7	Matt Schaub, 2007-13
5	David Carr, 2002-06

### Consecutive Seasons Leading Team

7	Matt Schaub, 2007-13
5	David Carr, 2002-06

### Career (1,500 attempts)

7.69	Matt Schaub, 2007-13
6.47	David Carr, 2002-06

### Season (204 attempts)

8.49	Matt Schaub, 2011
8.3	Deshaun Watson, 2018
8.18	Matt Schaub, 2009
8.01	Matt Schaub, 2010
7.96	Ryan Fitzpatrick, 2014

### Season, Rookie (204 attempts)

8.33	Deshaun Watson, 2017
5.84	David Carr, 2002

### Game (20 attempts)

13.47	Deshaun Watson at Seattle, 10/29/17
12.87	Matt Schaub at Tennessee, 10/23/11
11.95	Deshaun Watson vs. Miami, 10/25/18
11.50	Matt Schaub vs. Jacksonville, 01/02/11
10.85	Ryan Fitzpatrick vs. Tennessee, 11/30/14

### Average Gain, Game, Opponent (20 attempts)

15.59	Steve McNair at Tennessee, 10/12/03
12.83	Philip Rivers vs. San Diego, 11/7/10
12.1	Ben Roethlisberger vs. Pittsburgh, 9/18/05
11.85	Peyton Manning at Indianapolis, 11/14/04
11.36	Chad Pennington vs. Miami, 10/12/08

## PASSING TOUCHDOWNS

### Seasons Leading Team

6	Matt Schaub, 2008-13
5	David Carr, 2002-06

### Consecutive Seasons Leading Team

6	Matt Schaub, 2008-13
5	David Carr, 2002-06

### Career

124	Matt Schaub, 2007-13
59	David Carr, 2002-06
45	Deshaun Watson, 2017-18
24	Sage Rosenfels, 2006-08
19	Brian Hoyer, 2015

### Season

29	Matt Schaub, 2009
26	Deshaun Watson, 2018
24	Matt Schaub, 2010
22	Matt Schaub, 2012
19	Deshaun Watson, 2017
	Brian Hoyer, 2015

### Rookie, Season

19	Deshaun Watson, 2017
9	David Carr, 2002
3	T.J. Yates, 2011

### Game

6	Ryan Fitzpatrick vs. Tennessee, 11/30/14
5	Deshaun Watson vs. Miami, 10/25/18
	Deshaun Watson vs. Kansas City, 10/8/17
	Matt Schaub vs. Jacksonville, 11/18/12
4	Deshaun Watson at Seattle, 10/29/17
	Deshaun Watson vs. Tennessee, 10/1/17
	Matt Schaub at Denver, 9/23/12
	Matt Schaub at Cincinnati, 10/18/09
	Matt Schaub at Tennessee, 9/20/09
	Sage Rosenfels vs. Tennessee, 10/21/07

### Game, Opponent

6	Aaron Rodgers vs. Green Bay, 10/14/12
5	Daunte Culpepper vs. Minnesota, 10/10/04
	Peyton Manning at Indianapolis, 11/14/04
	Tom Brady at New England, 9/24/17

### Games, Four or More Touchdown Passes, Career

4	Deshaun Watson, 2017-18
	Matt Schaub, 2007-12
1	Ryan Fitzpatrick, 2014
1	Sage Rosenfels, 2006-08

### Games, Four or More Touchdown Passes, Season

3	Deshaun Watson, 2017
2	Matt Schaub, 2012
	Matt Schaub, 2009
1	Ryan Fitzpatrick, 2014
	Sage Rosenfels, 2007

### Consecutive Games, Touchdown Passes

20	Deshaun Watson, 9/24/17 - 12/23/18
16	Matt Schaub, 11/14/10 - 10/30/11

## REGULAR SEASON INDIVIDUAL RECORDS

12	Matt Schaub, 11/8/09 – 10/3/10
	Sage Rosenfels, 10/14/07 – 11/9/08
8	David Carr, 9/18/05 – 11/13/05
6	Matt Schaub, 10/21/12 – 12/2/12
	Matt Schaub, 9/20/09 – 10/25/09
	David Carr, 9/19/04 – 10/31/04

### PASSES HAD INTERCEPTED

<b>Career</b>	
78	Matt Schaub, 2007-13
65	David Carr, 2002-06
23	Sage Rosenfels, 2006-08

<b>Season</b>	
16	Brock Osweiler, 2016
15	Matt Schaub, 2009
	David Carr, 2002
14	Matt Schaub, 2013
	David Carr, 2004

<b>Game</b>	
4	Sage Rosenfels vs. Baltimore, 11/9/08
	David Carr at New England, 12/17/06

<b>Game, Opponent</b>	
4	David Garrard at Jacksonville, 11/12/06
	Steve McNair at Tennessee, 10/17/04

<b>Consecutive Passes without an interception</b>	
110	Matt Schaub, 11/14/10 – 12/2/10
105	Case Keenum, 10/20/13 – 11/17/13
104	Matt Schaub, 11/06/11 – 9/23/12
99	Matt Schaub, 12/10/12 – 12/30/12
	David Carr, 12/24/05 – 9/17/06
	David Carr, 10/17/04 – 11/14/04

<b>Attempts, No Interceptions, Game</b>	
44	Tom Savage vs. Indianapolis, 11/5/17
43	Case Keenum at Arizona, 11/10/13
42	David Carr vs. Minnesota, 10/10/04
41	David Carr at Denver, 11/7/04
40	Matt Schaub at St. Louis, 12/20/09
	Matt Schaub at Jacksonville, 9/28/08
	Matt Schaub at Atlanta, 9/30/07

<b>Attempts, No Interceptions, Game, Opponent</b>	
57	Peyton Manning vs. Indianapolis, 9/12/10
52	Peyton Manning at Denver, 9/23/12
51	Peyton Manning vs. Denver, 12/22/13
50	Daunte Culpepper vs. Minnesota, 10/10/04
46	Peyton Manning vs. Indianapolis, 11/16/08

### LOWEST INTERCEPTION PERCENTAGE

<b>Seasons Leading Team</b>	
6	Matt Schaub, 2007-12
5	David Carr, 2002-06
<b>Career (1,500 attempts)</b>	
2.6	Matt Schaub, 2007-13

3.1	David Carr, 2002-06
-----	---------------------

#### Season (224 attempts)

1.8	Deshaun Watson, 2018
1.9	Brian Hoyer, 2015
2.1	Matt Schaub, 2011
2.1	Matt Schaub, 2010
2.2	Matt Schaub, 2012

#### Season, Rookie (204 attempts)

3.38	David Carr, 2002
3.92	Deshaun Watson, 2017

### TIMES SACKED

#### Career

249	David Carr, 2002-06
160	Matt Schaub, 2007-13
81	Deshaun Watson, 2017-18
36	T.J. Yates, 2011-13, 2015, 2017
27	Tom Savage, 2014-17
	Brock Osweiler, 2016

#### Season

*76	David Carr, 2002
68	David Carr, 2005
62	Deshaun Watson, 2018
49	David Carr, 2004

#### \* NFL record

#### Game

9	David Carr at San Diego, 9/15/03
8	David Carr at Cleveland, 10/20/02
	David Carr vs. Pittsburgh, 9/18/05
7	Deshaun Watson vs. Buffalo, 10/14/18
	David Carr vs. Tennessee, 10/9/05
	David Carr at Cincinnati, 10/2/05
	David Carr at Philadelphia, 9/29/02

#### Game, Opponent

8	Blake Bortles vs. Jacksonville, 1/3/16
6	Jake Locker at Tennessee, 12/2/12
6	Blaine Gabbert at Jacksonville, 11/27/11
6	Tommy Maddox at Pittsburgh, 12/8/02

## RECEIVING

### RECEPTIONS

#### Seasons Leading Team

10	Andre Johnson, 2003-06, 08-10, 12-14
4	DeAndre Hopkins, 2015-18

#### Consecutive Seasons Leading Team

4	DeAndre Hopkins, 2015-18
	Andre Johnson, 2003-06
3	Andre Johnson, 2008-10
	Andre Johnson, 2012-14

#### Career



## REGULAR SEASON INDIVIDUAL RECORDS

1,012	Andre Johnson, 2003-14
<b>528</b>	<b>DeAndre Hopkins, 2013-18</b>
385	Owen Daniels, 2006-13
326	Kevin Walter, 2006-12
<b>Seasons, 50 or More Pass Receptions</b>	
11	Andre Johnson, 2003-10, 2012-14
<b>6</b>	<b>DeAndre Hopkins, 2013-18</b>
4	Kevin Walter, 2007-10
	Owen Daniels, 2007-08, 2011-12
2	Arian Foster, 2010-11
<b>Season</b>	
<b>115</b>	<b>DeAndre Hopkins, 2018</b>
	Andre Johnson, 2008
112	Andre Johnson, 2012
<b>111</b>	<b>DeAndre Hopkins, 2015</b>
109	Andre Johnson, 2013
103	Andre Johnson, 2006
<b>Season, Rookie</b>	
66	Andre Johnson, 2003
<b>52</b>	<b>DeAndre Hopkins, 2013</b>
50	Steve Slaton, 2008
47	Domanick Williams#, 2003
	<b>Will Fuller V, 2016</b>
<b>Game</b>	
14	Andre Johnson vs. Jacksonville, 11/18/12 (OT)
13	Andre Johnson at Jacksonville, 12/5/13
12	6x - last: Andre Johnson at San Diego, 9/9/13
<b>Game, Opponent</b>	
14	Dallas Clark at Indianapolis, 11/8/09
12	4x - last: A.J. Green vs. Cincinnati, 11/23/14
<b>Consecutive Games Played, Pass Reception</b>	
133	Andre Johnson, 11/6/05 – 12/21/14
<b>95</b>	<b>DeAndre Hopkins, 9/9/13 – 12/30/18</b>
88	Owen Daniels, 12/10/06 – 10/6/13
37	Arian Foster, 1/3/10 – 10/21/12
35	Andre Johnson, 9/7/03 – 10/2/05
35	Kevin Walter, 9/7/08 – 10/10/10

### RECEIVING YARDS GAINED

<b>Seasons Leading Team</b>	
10	Andre Johnson, 2003-10, 12-13
<b>5</b>	<b>DeAndre Hopkins, 2014-18</b>
1	Owen Daniels, 2011
	Corey Bradford, 2002
<b>Consecutive Seasons Leading Team</b>	
8	Andre Johnson, 2003-10
<b>5</b>	<b>DeAndre Hopkins, 2014-18</b>
<b>Career</b>	
13,597	Andre Johnson, 2003-14
<b>7,437</b>	<b>DeAndre Hopkins, 2013-18</b>
4,617	Owen Daniels, 2006-13
4,083	Kevin Walter, 2006-12

2,268	Arian Foster, 2009-15
<b>Seasons, 1,000 or More Yards</b>	
7	Andre Johnson – 2004, 2006, 2008-10, 2012-13
<b>4</b>	<b>DeAndre Hopkins – 2014-15, 2017-18</b>
<b>Season</b>	
1,598	Andre Johnson, 2012
1,575	Andre Johnson, 2008
<b>1,572</b>	<b>DeAndre Hopkins, 2018</b>
1,569	Andre Johnson, 2009
<b>1,521</b>	<b>DeAndre Hopkins, 2015</b>
<b>Season, Rookie</b>	
976	Andre Johnson, 2003
<b>802</b>	<b>DeAndre Hopkins, 2013</b>
<b>635</b>	<b>Will Fuller V, 2016</b>
483	Jabar Gaffney, 2002
377	Steve Slaton, 2008
<b>Game</b>	
273	Andre Johnson vs. Jacksonville, 11/18/12 (OT)
<b>238</b>	<b>DeAndre Hopkins vs. Tennessee, 11/30/14</b>
229	Andre Johnson vs. Indianapolis, 11/3/13
<b>224</b>	<b>DeAndre Hopkins at Seattle, 10/29/17</b>
207	Andre Johnson vs. Tennessee, 12/14/08
196	Andre Johnson at St. Louis, 12/20/09
193	Andre Johnson vs. Seattle, 12/13/09
<b>Game, Opponent</b>	
265	Lee Evans vs. Buffalo, 11/19/06
236	Justin Blackmon vs. Jacksonville, 11/18/12 (OT)
223	T.Y. Hilton vs. Indianapolis, 10/9/14
199	T.Y. Hilton vs. Indianapolis, 12/9/18
186	Keelan Cole at Jacksonville, 12/17/17
177	Derrick Mason at Tennessee, 10/12/03
<b>Games, 100 or More Yards, Career</b>	
51	Andre Johnson, 2003-14
<b>25</b>	<b>DeAndre Hopkins, 2013-18</b>
<b>5</b>	<b>Will Fuller V, 2016-18</b>
4	Owen Daniels, 2006-12
3	Arian Foster, 2009-15
	Corey Bradford, 2002-05
	Kevin Walter, 2006-12
<b>Games, 100 or More Yards, Season</b>	
8	Andre Johnson, 2008
<b>7</b>	<b>DeAndre Hopkins, 2018</b>
<b>6</b>	<b>DeAndre Hopkins, 2015</b>
	Andre Johnson, 2009, 2010, 2012, 2013
<b>5</b>	<b>DeAndre Hopkins, 2017</b>
<b>4</b>	<b>DeAndre Hopkins, 2014</b>
<b>Consecutive Games, 100 or More Yards</b>	
4	Andre Johnson, 10/5/08 - 10/26/08
	<b>DeAndre Hopkins, 9/27/15 - 10/18/15</b>
<b>3</b>	<b>DeAndre Hopkins, 12/15/18 - 12/31/18</b>
	Andre Johnson, 9/9/07 - 11/18/07
<b>Longest Reception</b>	

## REGULAR SEASON INDIVIDUAL RECORDS

81	Corey Bradford from David Carr vs. Buffalo, 10/13/02
80	Jacoby Jones from Matt Schaub at Tampa Bay, 11/13/11 (TD)
78	Arian Foster from Matt Schaub at Tampa Bay, 11/13/11 (TD) Arian Foster from Matt Schaub at Tennessee, 10/23/11 (TD) Corey Bradford from David Carr at Miami, 9/7/03 (TD)
76	DeAndre Hopkins from Ryan Fitzpatrick vs. Washington, 9/7/14 (TD)

### Longest Reception, Opponent

96	Calvin Johnson vs. Detroit, 10/19/08 (TD)
94	Robert Woods at Los Angeles, 11/12/17 (TD)
84	Troy Edwards vs. Jacksonville, 10/28/03 (TD)
83	Lee Evans vs. Buffalo, 11/19/06 (TD)
81	Justin Blackmon vs. Jacksonville, 11/18/12 (TD)

## RECEIVING AVERAGE

### Average Gain, Career (200 receptions)

14.1	DeAndre Hopkins, 2013-18
13.4	Andre Johnson, 2003-14
12.5	Kevin Walter, 2006-12
12.0	Owen Daniels, 2006-13

### Average Gain, Season (32 receptions)

17.7	André Davis, 2007
15.9	DeAndre Hopkins, 2014
15.5	Andre Johnson, 2009
15.5	Corey Bradford, 2002
15.4	DeAndre Hopkins, 2013

### Average Gain, Game (min. 3 receptions)

30.5	Andre Johnson at Buffalo, 11/16/03 (4-122)
28.7	Andre Johnson at Detroit, 9/19/04 (3-86)
28.0	DeAndre Hopkins at Seattle, 10/29/17 (8-224)
27.3	Jabar Gaffney at Chicago, 12/19/04 (4-109)
26.5	Joel Dreessen at N.Y. Jets, 11/21/10 (4-106)

## RECEIVING TOUCHDOWNS

### Seasons Leading Team

8	Andre Johnson, 2003-04, 2006-10, 2013
4	DeAndre Hopkins, 2015-18
3	Corey Bradford, 2002-03, 2005

### Consecutive Seasons Leading Team

5	Andre Johnson, 2006-10
4	DeAndre Hopkins, 2015-18

### Career

64	Andre Johnson, 2003-14
47	DeAndre Hopkins, 2013-18
29	Owen Daniels, 2006-13
24	Kevin Walter, 2006-12
18	Corey Bradford, 2002-05

### Season

13	DeAndre Hopkins, 2017
11	DeAndre Hopkins, 2018
	DeAndre Hopkins, 2015

9	Andre Johnson, 2009
8	Andre Johnson, 2010
	Andre Johnson, 2008
	Kevin Walter, 2008
	Andre Johnson, 2007

### Season, Rookie

5	Owen Daniels, 2006
4	Jordan Thomas, 2018
	Andre Johnson, 2003

### Game

3	DeAndre Hopkins vs. Kansas City, 10/8/17
	Andre Johnson vs. Indianapolis, 11/3/13

### Game, Rookie

2	Jordan Thomas vs. Miami, 10/25/18
	Jaelen Strong vs. Indianapolis, 10/8/15
	Owen Daniels at Tennessee, 10/29/06
	Andre Johnson vs. Kansas City, 9/21/03

### Game, Opponent

3	T.Y. Hilton vs. Indianapolis, 11/3/13
	Jordy Nelson vs. Green Bay, 10/14/12
	Vernon Davis vs. San Francisco, 10/25/09
	Steve Smith at Carolina, 9/16/07
	Terrell Owens at Dallas, 10/15/06
	Derrick Mason at Tennessee, 10/12/03

### Consecutive Games, Touchdowns

5	DeAndre Hopkins, 10/14/18 - 11/18/18
	DeAndre Hopkins, 10/1/17 - 11/5/17
4	Arian Foster, 10/20/14 - 11/30/14
	Andre Johnson, 12/13/10 - 9/18/11
	Andre Johnson, 12/2/07 - 12/23/07

## PUNTING

## PUNTING

### Seasons Leading Team

5	Shane Lechler, 2013-17
	Chad Stanley, 2002-06
4	Matt Turk, 2007-10

### Consecutive Seasons Leading Team

5	Shane Lechler, 2013-17
	Chad Stanley, 2002-06
4	Matt Turk, 2007-10

## PUNTS

### Career

444	Chad Stanley, 2002-06
430	Shane Lechler, 2013-17
254	Matt Turk, 2007-11
88	Donnie Jones, 2012

### Season

114	Chad Stanley, 2002
-----	--------------------

## REGULAR SEASON INDIVIDUAL RECORDS

97	Chad Stanley, 2003
95	Shane Lechler, 2015
92	Shane Lechler, 2017
88	Shane Lechler, 2013
	Donnie Jones, 2012

Game	
11	Shane Lechler at Jacksonville, 12/17/17
	Chad Stanley at Indianapolis, 12/1/02
10	Donnie Jones at Tennessee, 12/2/12
	Brett Hartmann at Jacksonville, 11/27/11
	Chad Stanley at Jacksonville, 12/7/03
	Chad Stanley at Pittsburgh, 12/8/02
	Chad Stanley at San Diego, 9/15/02
	Chad Stanley vs. Dallas, 9/8/02

Game, Opponent	
11	Marquette King vs. Oakland, 11/17/13
10	Darren Bennett at San Diego, 9/15/02
9	6 times, last Colton Schmidt vs. Buffalo, 9/28/14

Longest Punt	
71	Shane Lechler vs. Indianapolis, 10/9/14
69	Brett Hartmann at Miami, 9/18/11
66	Donnie Jones at Denver, 9/23/12
	Brett Hartmann vs. Atlanta, 12/4/11
65	Shane Lechler at Oakland, 9/14/14
	Shane Lechler at Arizona, 11/10/13
	Donnie Jones vs. Minnesota, 12/23/12

Longest Punt, Opponent	
75	Mat McBriar at Dallas, 10/15/06
74	Sam Koch vs. Baltimore, 11/9/08
70	Brett Kern at Tennessee, 12/2/12
	Brandon Fields vs. Miami, 9/18/11

### PUNT AVERAGE

Career (250 punts)	
47.6	Shane Lechler, 2013-17
42.3	Matt Turk, 2007-11
41.0	Chad Stanley, 2002-06

Season (40 punts)	
49.0	Shane Lechler, 2017
47.6	Shane Lechler, 2013
47.5	Shane Lechler, 2016
47.3	Shane Lechler, 2015
47.2	Donnie Jones, 2012
46.3	Shane Lechler, 2014

Game (4 punts)	
58.9	Shane Lechler at Arizona, 11/10/13 (7 punts)
54.5	Shane Lechler vs. Indianapolis, 10/9/14 (4 punts)
54.2	Donnie Jones at Denver, 9/23/12 (5 punts)
53.0	Shane Lechler at Seattle, 10/29/17 (5 punts)
52.8	Brett Hartmann vs. Atlanta, 12/4/11 (5 punts)
Game, Opponent (4 punts)	
56.8	Shane Lechler at Oakland, 12/3/06 (4 punts)

Mat McBriar at Dallas, 10/15/06 (4 punts)

53.9	Brett Nortman at Carolina, 9/20/15 (7 punts)
53.4	Shane Lechler vs. Oakland, 10/4/09 (8 punts)
52.8	Mike Scifres at San Diego, 10/28/07 (5 punts)
52.2	Bryan Anger at Jacksonville, 9/16/12 (9 punts)

### PUNTS HAD BLOCKED

#### Consecutive Punts, None Blocked

327	Chad Stanley, 2002-06
324	Shane Lechler, 2014-17 (current)
254	Matt Turk, 2007-11
99	Shane Lechler, 2013-14

#### Punts Had Blocked, Career

2	Chad Stanley, 2002-06
1	Shane Lechler, 2013-15

#### Punts Had Blocked, Season

2	Chad Stanley, 2002
1	Shane Lechler, 2014

### PUNTS INSIDE THE 20

#### Career

147	Shane Lechler, 2013-17
135	Chad Stanley, 2002-06
88	Matt Turk, 2007-11

#### Season

36	Trevor Daniel, 2018
36	Chad Stanley, 2002
36	Chad Stanley, 2003
34	Shane Lechler, 2013
32	Shane Lechler, 2017

#### Game

6	Chad Stanley vs. Dallas, 9/8/02
5	Shane Lechler vs. Indianapolis, 11/5/17
	Shane Lechler vs. Tennessee, 9/15/13
	Donnie Jones at Tennessee, 12/2/12
	Chad Stanley at San Francisco, 1/1/06

#### Game, Opponent

6	Brett Kern at Tennessee, 12/29/13
	Andy Lee vs. Arizona, 11/19/17
5	Sam Koch vs. Baltimore, 12/13/10
	Mike Scifres at San Diego, 10/28/07
	Craig Hentrich vs. Tennessee, 12/10/06

### PUNT RETURNS

### PUNT RETURNS

#### Seasons Leading Team

5	Jacoby Jones, 2007-11
3	Keshawn Martin, 2012-14
2	J.J. Moses, 2003-04

#### Career

## REGULAR SEASON INDIVIDUAL RECORDS

179	Jacoby Jones, 2007-11
86	Keshawn Martin, 2012-15
72	J.J. Moses, 2003-04
<b>Season</b>	
49	Jacoby Jones, 2011
39	Jacoby Jones, 2009
39	Keshawn Martin, 2013
36	Keith Mumphery, 2015
	J.J. Moses, 2003, 04
	Jermaine Lewis, 2002
<b>Season, Rookie</b>	
36	Keith Mumphery, 2015
30	Jacoby Jones, 2007
27	Tyler Ervin, 2016
22	Keshawn Martin, 2012
12	Jerome Mathis, 2005
<b>Game</b>	
7	Keshawn Martin vs. Oakland, 11/17/13
	Jacoby Jones at Jacksonville, 11/27/11
	Jacoby Jones vs. Oakland, 10/4/09
6	Trindon Holliday at Jacksonville, 9/16/12
	Keith Mumphery at Carolina, 9/20/15
<b>Game, Opponent</b>	
6	Patrick Peterson at Arizona, 11/10/13
	Marcus Sherels vs. Minnesota, 12/23/12
	Darius Reynaud at Tennessee, 12/2/12
	David Allen at Jacksonville, 12/7/03
	Antwaan Randle El at Pittsburgh, 12/8/02
	Troy Walters at Indianapolis, 12/1/02

### FAIR CATCHES

<b>Career</b>	
60	Jacoby Jones, 2007-11
55	Keshawn Martin, 2012-14
34	Tyler Ervin, 2016-18
20	J.J. Moses, 2003-04
<b>Season</b>	
24	Keshawn Martin, 2014
21	Keshawn Martin, 2013
17	Jacoby Jones, 2008
	Jermaine Lewis, 2002
15	Jacoby Jones, 2010
<b>Game</b>	
4	Keshawn Martin vs. Indianapolis, 10/9/14
	Keshawn Martin at Tennessee, 12/29/13
	Dexter Wynn vs. Buffalo, 11/19/06
	Jermaine Lewis vs. Dallas, 9/8/02
<b>Game, Opponent</b>	
5	Dante Hall vs. Kansas City, 9/21/03
4	7 times, last by Ace Sanders vs. Jacksonville, 11/24/2013

### PUNT RETURN YARDS GAINED

<b>Seasons Leading Team</b>	
5	Jacoby Jones, 2007-11
3	Keshawn Martin, 2012-14
2	J.J. Moses, 2003-04
<b>Career</b>	
1,820	Jacoby Jones, 2007-11
766	Keshawn Martin, 2012-15
553	J.J. Moses, 2003-04
496	Tyler Ervin, 2016-18
<b>Season</b>	
518	Jacoby Jones, 2011
427	Jacoby Jones, 2009
386	Jacoby Jones, 2008
<b>Season, Rookie</b>	
286	Jacoby Jones, 2007
280	Keith Mumphery, 2015
267	Keshawn Martin, 2012
261	Tyler Ervin, 2016
<b>Game</b>	
125	Keshawn Martin vs. Oakland, 11/17/13
100	Jacoby Jones at Arizona, 10/11/09
92	Avion Black vs. Baltimore, 12/15/02
91	Jacoby Jones at Jacksonville, 11/27/11
	Jacoby Jones vs. Indianapolis, 9/11/11
<b>Game, Opponent</b>	
93	Tandon Doss at Baltimore, 9/22/13
81	DeAnthony Thomas vs. Kansas City, 9/13/15
80	Johnnie Lee Higgins at Oakland, 12/21/08
	Adam Jones at Tennessee, 12/11/05
76	Marcus Thigpen vs. Miami, 9/9/12
<b>Longest Punt Return</b>	
87	Keshawn Martin vs. Oakland, 11/17/13
79t	Jacoby Jones vs. Indianapolis, 9/11/11
76	Avion Black vs. Baltimore, 12/15/02
74	Jacoby Jones vs. Indianapolis, 9/23/07
73t	Jacoby Jones vs. Cincinnati, 10/26/08

### PUNT RETURN AVERAGE

<b>Career (75 returns)</b>	
10.2	Jacoby Jones, 2007-11
8.9	Keshawn Martin, 2012-14
<b>Season (20 returns)</b>	
12.14	Keshawn Martin, 2012
12.06	Jacoby Jones, 2008
10.92	Jacoby Jones, 2009
9.67	Tyler Ervin, 2016
<b>Season, rookie (20 returns)</b>	
12.1	Keshawn Martin, 2012
9.7	Tyler Ervin, 2016
<b>Game (3 returns)</b>	
30.7	Avion Black vs. Baltimore, 12/15/02
30.3	Jacoby Jones vs. Indianapolis, 9/11/11



## REGULAR SEASON INDIVIDUAL RECORDS

21.8	Jacoby Jones vs. Miami, 10/12/08
20.0	Jacoby Jones at Arizona, 10/11/09
Game, Opponent (3 returns)	
26.7	Adam Jones at Tennessee, 12/11/05
22.3	Griff Whalen at Indianapolis, 12/16/13
19.7	Adam Jones at Tennessee, 10/29/06

### PUNT RETURN TOUCHDOWNS

Career	
3	Jacoby Jones, 2007-11
1	Keshawn Martin, 2012-15
	Avion Black, 2002
	Will Fuller V, 2016-2018
Season	
2	Jacoby Jones, 2008
1	Keshawn Martin, 2013
	Jacoby Jones, 2011
	Avion Black, 2002
	Will Fuller V, 2016
Game	
1	Will Fuller V vs. Tennessee, 10/2/16 (67 yards)
	Keshawn Martin vs. Oakland, 11/17/13 (87)
	Jacoby Jones vs. Indianapolis, 9/11/11 (79)
	Jacoby Jones vs. Cincinnati, 10/26/08 (73)
	Jacoby Jones vs. Miami, 10/12/08 (70)
	Avion Black vs. Baltimore, 12/15/02 (76)
Game, Opponent	
1	Tyreek Hill vs. Kansas City, 10/8/17 (82 yards)
	Tandon Doss at Baltimore, 9/22/13 (82)
	Marcus Thigpen vs. Miami, 9/9/12 (72)
	Johnnie Lee Higgins at Oakland, 12/21/08 (80)
	Adam Jones at Tennessee, 10/29/06 (53)
	Adam Jones at Tennessee, 12/11/05 (52)
	Dante Hall vs. Kansas City, 9/21/03 (73)

### KICKOFF RETURNS

#### KICKOFF RETURNS

Seasons Leading Team	
3	André Davis, 2007-09
2	Keshawn Martin, 2012-13
	J.J. Moses, 2003-04
Career	
117	J.J. Moses, 2003-04
108	André Davis, 2007-09
72	Jerome Mathis, 2005-07
68	Keshawn Martin, 2012-15
Season	
59	J.J. Moses, 2004
58	J.J. Moses, 2003
54	Jerome Mathis, 2005

#### Season, Rookie

54	Jerome Mathis, 2005
31	Keshawn Martin, 2012
20	Vernand Morency, 2005
Game	
8	Dexter Wynn at New England, 12/17/06
7	10x - last: Jacoby Jones at Indianapolis, 11/1/2010
Game, Opponent	
7	Devin Moore vs. Indianapolis, 9/12/10
	Reggie Swinton vs. Arizona, 12/18/05
	Doug Gabriel vs. Oakland, 10/3/04

### KICKOFF RETURN YARDS

#### Seasons Leading Team

3	André Davis, 2007-09
2	Keshawn Martin, 2012-13
	J.J. Moses, 2003-04
	Danieal Manning, 2011, 2014

#### Career

2,743	André Davis, 2007-09
2,658	J.J. Moses, 2003-04
2,054	Jerome Mathis, 2005-07
1,707	Keshawn Martin, 2012-15

#### Season

1,542	Jerome Mathis, 2005
1,355	J.J. Moses, 2003
1,303	J.J. Moses, 2004

#### Season, Rookie

1,542	Jerome Mathis, 2005
741	Keshawn Martin, 2012
437	Vernand Morency, 2005

#### Game

266	Jerome Mathis vs. Kansas City, 11/20/05
266	Jerome Mathis vs. Indianapolis, 10/23/05
234	André Davis vs. Jacksonville, 12/30/07
233	Jerome Mathis vs. Indianapolis, 9/23/07
186	J.J. Moses at Cincinnati, 11/9/03

#### Game, Opponent

233	David Reed vs. Baltimore, 12/13/10
199	Doug Gabriel vs. Oakland, 10/3/04
196	Jacoby Jones vs. Baltimore, 10/21/12
187	Danieal Manning vs. Chicago, 12/28/08
176	Ted Ginn Jr. vs. Miami, 10/7/07

#### Longest, Game (All TDs)

104	André Davis vs. Jacksonville, 12/30/07
99	Jerome Mathis vs. Kansas City, 11/20/05
97	André Davis vs. Jacksonville, 12/30/07
97	André Davis vs. Tampa Bay, 12/9/07
95	Jacoby Jones vs. Oakland, 10/4/09

#### Longest, Game, Opponent (ALL TDS)

103	David Reed vs. Baltimore, 12/13/10
101	Deji Karim at Indianapolis, 12/30/12

## REGULAR SEASON INDIVIDUAL RECORDS

100	Joe McKnight at N.Y. Jets, 10/8/12
99	Eddie Drummond at Detroit, 9/19/04
95	André Davis at Cleveland, 10/20/02

### KICKOFF RETURN AVERAGE

#### Career (75 returns)

25.4	André Davis, 2007-09
22.7	J.J. Moses, 2003-04

#### Season (20 returns)

30.3	André Davis, 2007
28.6	Jerome Mathis, 2005
26.6	Jacoby Jones, 2009

#### Season, Rookie (20 returns)

28.6	Jerome Mathis, 2005
23.1	Keshawn Martin, 2012

#### Game (3 returns)

46.8	André Davis vs. Jacksonville, 12/30/07
38.0	Jerome Mathis vs. Kansas City, 11/20/05
38.0	Jerome Mathis vs. Indianapolis, 10/23/05
37.0	Jerome Mathis at Oakland, 12/3/06

#### Game, Opponent (3 returns)

53.0	Deji Karim at Indianapolis, 12/30/12
42.0	André Davis at Cleveland, 10/20/02
39.3	Eddie Drummond at Detroit, 9/19/04
38.8	David Reed vs. Baltimore, 12/13/10

### KICKOFF RETURN TOUCHDOWNS

#### Career

3	André Davis, 2007 Jerome Mathis, 2005-07
1	Jacoby Jones, 2007-11

#### Season

3	André Davis, 2007
2	Jerome Mathis, 2005
1	Jacoby Jones, 2009 Jerome Mathis, 2007

#### Rookie, Season

2	Jerome Mathis, 2005
---	---------------------

#### Game

*2	André Davis vs. Jacksonville, 12/30/07 (104 and 97 yards)
1	Jacoby Jones vs. Oakland, 10/4/09 (95) André Davis vs. Tampa Bay, 12/9/07 (97) Jerome Mathis vs. Indianapolis, 9/23/07 (94) Jerome Mathis vs. Kansas City, 11/20/05 (99) Jerome Mathis vs. Indianapolis, 10/23/05 (89)

\* Tied NFL record

#### Game, Opponent

1	Deji Karim at Indianapolis, 12/30/12 (101 yards) Joe McKnight at N.Y. Jets, 10/8/12 (100) David Reed vs. Baltimore, 12/13/10 (103) Ellis Hobbs at New England, 12/17/06 (93) Eddie Drummond at Detroit, 9/19/04 (99)
---	--

André Davis at Cleveland, 10/20/02 (95)

### BLOCKED PUNTS

#### BLOCKED PUNTS

#### Career

2	Bryan Braman, 2011-13 Ramon Walker, 2002-05
1	Alfred Blue, 2014-18 Tyrell Adams, 2018 Antwan Peek, 2003-05 Jimmy McClain, 2002

#### Season

2	Bryan Braman, 2012
1	Ramon Walker, 2005 Antwan Peek, 2004 Ramon Walker, 2003 Jimmy McClain, 2002 Alfred Blue, 2014 Tyrell Adams, 2018

#### Game

1	Alfred Blue vs. Washington, 9/7/14 Tyrell Adams vs. Buffalo, 10/14/18 Bryan Braman vs. Indianapolis, 12/16/12 Bryan Braman vs. Green Bay, 10/14/12 Ramon Walker at San Francisco, 1/1/06 Antwan Peek at Denver, 11/7/04 Ramon Walker vs. New England, 11/23/03 Jimmy McClain at Washington, 12/22/02
---	---

#### Game, Opponent

1	Demontre Moore at N.Y. Giants, 9/21/14 Randy Starks vs. Tennessee, 11/28/04 Rocky Boiman vs. Tennessee, 12/29/02 Eric Westmoreland at Jacksonville, 10/27/02
---	---

### BLOCKED PUNT RETURNS

#### Career

1	Brennan Scarlett, 2016-18 Alfred Blue, 2014-18 DeVier Posey, 2012-14 Bryan Braman, 2011-13 Jonathan Wells, 2002-05 Kevin Williams, 2002
---	--

#### Season

1	Brennan Scarlett, 2018 Alfred Blue, 2014 DeVier Posey, 2012 Bryan Braman, 2012 Jonathan Wells, 2002 Kevin Williams, 2002
---	---

## REGULAR SEASON INDIVIDUAL RECORDS

### Game

1	<b>Brennan Scarlett vs. Buffalo Bills, 10/14/18</b>
	Alfred Blue vs. Washington, 9/7/14 for TD
	Bryan Braman vs. Indianapolis, 12/16/12 for TD
	DeVier Posey vs. Green Bay, 10/14/12 for TD
	Jonathan Wells at Denver, 11/7/04
	Kevin Williams at Washington, 12/22/02 for TD

## SPECIAL TEAMS TOUCHDOWNS

### SPECIAL TEAMS TOUCHDOWNS

### Career

4	Jacoby Jones, 2007-11
3	André Davis, 2007-09
	Jerome Mathis, 2005-07

### Season

3	André Davis, 2007
2	Jerome Mathis, 2005
	Jacoby Jones, 2008

### Game

*2	André Davis vs. Jacksonville, 12/30/07 (104 yards KR and 97 KR)
1	Will Fuller V vs. Tennessee, 10/2/16 (67 PR)
	Alfred Blue vs. Washington, 9/7/14 (5 BP)
	Keshawn Martin vs. Oakland, 11/17/13 (87 PR)
	Bryan Braman vs. Indianapolis, 12/16/12 (8 BP)
	Devier Posey vs. Green Bay, 10/14/12 (0 BP)
	Jacoby Jones vs. Indianapolis, 9/11/11 (79 PR)
	Jacoby Jones vs. Oakland, 10/4/09 (95 KR)
	Jacoby Jones vs. Cincinnati, 10/26/08 (73 PR)
	Jacoby Jones vs. Miami, 10/12/08 (70 PR)
	André Davis vs. Tampa Bay, 12/9/07 (97 KR)
	Jerome Mathis vs. Indianapolis, 9/23/07 (94 KR)
	Jerome Mathis vs. Kansas City, 11/20/05 (99 KR)
	Jerome Mathis vs. Indianapolis, 10/23/05 (89 KR)
	Kevin Williams at Washington, 12/22/02 (0 BP)
	Avion Black vs. Baltimore, 12/15/02 (76 PR)

\* Tied NFL record

## INTERCEPTIONS

### INTERCEPTIONS

### Seasons Leading Team

2	Kareem Jackson, 2012, 2014 (tied)
	Dunta Robinson, 2004, 2006 (tied)

### Career

16	Kareem Jackson, 2010-18
	<b>Johnathan Joseph, 2011-18</b>
13	Dunta Robinson, 2004-08

12	Andre Hal, 2014-18
11	Marcus Coleman, 2002-05
	Aaron Glenn, 2002-04
9	Quintin Demps, 2010-16
8	Brian Cushing, 2009-17
7	Jason Allen, 2010-11
6	A.J. Bouye, 2013-16

### Season

7	Marcus Coleman, 2003
6	Dunta Robinson, 2004
	Quintin Demps, 2016
5	Aaron Glenn, 2004
	Aaron Glenn, 2002

### Season, Rookie

6	Dunta Robinson, 2004
4	Brian Cushing, 2009
3	<b>Justin Reid, 2018</b>
	Fred Bennett, 2007
2	Kareem Jackson, 2010

### Game

3	Glover Quin vs. Tennessee, 11/28/10
2	<b>11x - last: Johnathan Joseph vs. Cleveland, 10/15/2017</b>

### Game, Opponent

2	14x - last: Mike Adams vs. Indianapolis, 10/8/2015
---	--

### Consecutive Games With An Interception

4	Quintin Demps, 12/11/16-1/1/17
---	--------------------------------

## INTERCEPTION YARDS

### Seasons Leading Team

3	<b>Johnathan Joseph, 2012-13, 2017</b>
1	13 times, last by Quintin Demps, 2016

### Gained, Career

410	<b>Johnathan Joseph, 2011-18</b>
336	Kareem Jackson, 2010-18
221	Aaron Glenn, 2002-04
217	Marcus Coleman, 2002-05
162	Dunta Robinson, 2004-09

### Season

181	Aaron Glenn, 2002
146	Dunta Robinson, 2004
128	<b>Justin Reid, 2018</b>
121	Bernard Pollard, 2009
120	A.J. Bouye, 2014
116	Marcus Coleman, 2004

### Season, Rookie

146	Dunta Robinson, 2004
128	<b>Justin Reid, 2018</b>
47	Fred Bennett, 2007
28	<b>Dylan Cole, 2017</b>
26	Brian Cushing, 2009

### Game

135	Aaron Glenn at Pittsburgh, 12/8/02
-----	------------------------------------

## REGULAR SEASON INDIVIDUAL RECORDS

102 Marcus Coleman at Kansas City, 9/28/04

**101 Justin Reid at Washington, 11/18/18**

95 Marlon McCree vs. Tennessee, 12/21/03

### Game, Opponent

102 Artrell Hawkins vs. Cincinnati, 11/3/02

99 Cortland Finnegan vs. Tennessee, 9/21/08

98 Alec Ogletree vs. St. Louis, 10/13/13

### Longest Return

102t Marcus Coleman at Kansas City, 9/26/04

**101t Justin Reid at Washington, 11/18/18**

95t Marlon McCree vs. Tennessee, 12/21/03

86 Brice McCain at N.Y. Jets, 10/8/12

**82t Johnathan Joseph vs. Cleveland, 10/15/17**

**80t J.J. Watt vs. Buffalo Bills, 9/28/14**

### Longest Return, Opponent (All TDs)

102 Artrell Hawkins vs. Cincinnati, 11/3/02

99 Cortland Finnegan vs. Tennessee, 9/21/08

98 Alec Ogletree vs. St. Louis, 10/13/13

91 Darius Butler vs. New England, 1/3/10

## INTERCEPTIONS RETURNED FOR TOUCHDOWN

### Interceptions Returned For Touchdowns Career

**4 Johnathan Joseph, 2011-18**

3 Kareem Jackson, 2010-18

2 Aaron Glenn, 2002-04

### Season

2 Aaron Glenn, 2002

**1 21x - last: Zach Cunningham, 2018**

### Game

2 Aaron Glenn vs. Pittsburgh, 12/8/02

## PASS DEFENSE

### PASSES DEFENSED

### Seasons Leading Team

**5 Johnathan Joseph, 2011; 2013-15; 2018**

3 Dunta Robinson, 2004-06

2 Marcus Coleman, 2002-03

Glover Quin, 2009-10

### Career

**105 Johnathan Joseph, 2011-18**

88 Kareem Jackson, 2010-18

63 Dunta Robinson, 2004-09

56 Marcus Coleman, 2002-05

**51 J.J. Watt, 2011-18**

47 Glover Quin, 2009-12

### Season

**22 Johnathan Joseph, 2015**

Marcus Coleman, 2003

Marcus Coleman, 2002

19 Jacques Reeves, 2008

Dunta Robinson, 2004

18 Aaron Glenn, 2002

17 Kareem Jackson, 2012; 2018

### Game

6 Aaron Glenn vs. Dallas, 9/8/02

**5 4x - last: Johnathan Joseph vs. Tampa Bay, 9/27/15**

## TACKLES AND SACKS

### TOTAL TACKLES

### Career

664 Brian Cushing, 2009-17

636 DeMeco Ryans, 2006-11

556 Kareem Jackson, 2010-18

**455 J.J. Watt, 2011-18**

442 Jamie Sharper, 2002-04

### Season

166 Jamie Sharper, 2003

156 DeMeco Ryans, 2006

139 Jamie Sharper, 2004

137 Jay Foreman, 2002

Jamie Sharper, 2002

### Game

17 Brian Cushing at N.Y. Giants, 9/21/14

Jamie Sharper at Tampa Bay, 12/14/03

Jamie Sharper at Cincinnati, 11/9/03

**16 Benardrick McKinney at New England, 9/22/16**

Jay Foreman vs. New England, 11/23/03

### SOLO TACKLES

### Solo Tackles, Career

479 DeMeco Ryans, 2006-11

461 Kareem Jackson, 2010-18

424 Brian Cushing, 2009-16

**378 Johnathan Joseph, 2011-18**

332 Dunta Robinson, 2004-09

### Solo Tackles, Season

126 DeMeco Ryans, 2006

107 Jamie Sharper, 2003

101 Jay Foreman, 2003

Jay Foreman, 2002

### Solo Tackles, Game

14 DeMeco Ryans at Oakland, 12/3/06

Jay Foreman vs. New England, 11/23/03

13 Glover Quin at Jacksonville, 11/14/10

Xavier Adibi at Indianapolis, 11/16/08

DeMeco Ryans at N.Y. Jets, 11/26/06

## SACKS

### Seasons Leading Team

**5 J.J. Watt, 2012-15, 2018**



## REGULAR SEASON INDIVIDUAL RECORDS

4 Mario Williams, 2007-10  
1 8x - last: Jadeveon Clowney, 2017

### Career

92.0 J.J. Watt, 2011-18  
53.0 Mario Williams, 2006-11  
42.5 Whitney Mercilus, 2012-18  
29.0 Jadeveon Clowney, 2014-18  
27.5 Antonio Smith, 2009-13, 2016

### Season

20.5 J.J. Watt, 2014  
J.J. Watt, 2012  
17.5 J.J. Watt, 2015  
16.0 J.J. Watt, 2018  
14 Mario Williams, 2007  
12 Mario Williams, 2008  
Whitney Mercilus, 2015  
11.5 Connor Barwin, 2011

## FUMBLES

### FUMBLES LOST

### Career

22 David Carr, 2002-06  
14 Matt Schaub, 2007-13  
11 Arian Foster, 2009-15  
9 Tom Savage, 2014-17  
8 Domanick Williams#, 2003-05  
7 Andre Johnson, 2003-14  
Steve Slaton, 2008-10

### Season

21 David Carr, 2002  
17 David Carr, 2005  
16 David Carr, 2006  
10 Matt Schaub, 2008  
David Carr, 2004

### Game

3 8x - last: Sage Rosenfels vs. Indianapolis, 10/5/2008

### FUMBLES FORCED

### Career

22 J.J. Watt, 2011-18  
11 Mario Williams, 2006-11  
9 Whitney Mercilus, 2012-18  
Brian Cushing, 2009-17  
7 Antonio Smith, 2009-13  
6 Dunta Robinson, 2004-09  
DeMeco Ryans, 2006-11  
Jamie Sharper, 2002-04

### Season

7 J.J. Watt, 2018

4 J.J. Watt, 2014

J.J. Watt, 2013

J.J. Watt, 2012

Bernard Pollard, 2010

Mario Williams, 2008

Shantee Orr, 2005

### Game

2 J.J. Watt at Indianapolis, 9/30/18  
Johnathan Joseph at Oakland, 9/14/14  
J.J. Watt at Arizona, 11/10/13  
Brian Cushing at Indianapolis, 12/22/11  
Brian Cushing at Cincinnati, 10/18/09  
Shantee Orr vs. Jacksonville, 12/24/05  
Eric Brown vs. Indianapolis, 12/28/03  
Jamie Sharper at Buffalo, 11/16/03

### OWN FUMBLES RECOVERED

### Career

28 David Carr, 2002-06  
11 Matt Schaub, 2007-13  
6 Chester Pitts, 2002-09  
4 Ryan Fitzpatrick, 2014  
Duane Brown, 2008-14  
Arian Foster, 2009-14  
Andre Johnson, 2003-14  
Jacoby Jones, 2007-11

### Season

12 David Carr, 2002  
6 David Carr, 2005  
5 David Carr, 2006  
4 Ryan Fitzpatrick, 2014  
Matt Schaub, 2008  
David Carr, 2004

### Game

2 Wade Smith at Baltimore, 10/16/11  
David Carr vs. Kansas City, 11/20/05  
David Carr at Detroit, 9/19/04  
David Carr at Washington, 12/22/02  
David Carr at Pittsburgh, 12/8/02

### OPPONENTS' FUMBLES RECOVERED

### Career

13 J.J. Watt, 2011-18  
8 DeMeco Ryans, 2006-10  
6 Whitney Mercilus, 2012-18  
5 Jadeveon Clowney, 2014-18  
Morlon Greenwood, 2005-07  
4 Tim Dobbins, 2011-13  
C.C. Brown, 2005-08  
Jamie Sharper, 2002-04

### Season

## REGULAR SEASON INDIVIDUAL RECORDS

5	J.J. Watt, 2014
4	Tim Dobbins, 2012
3	DeMeco Ryans, 2008
	DeMeco Ryans, 2007
	C.C. Brown, 2007
	Morlon Greenwood, 2006
	Jamie Sharper, 2002

### Game

2	J.J. Watt at Arizona, 11/10/13
	DeMeco Ryans vs. Tennessee, 10/21/07

## FUMBLE RETURN YARDS

### Career Return Yards

102	DeMeco Ryans, 2006-11
73	Johnathan Joseph, 2010-18
71	Jadeveon Clowney, 2014-18
68	J.J. Watt, 2011-18
66	Antwan Peek, 2003-06
60	Charlie Anderson, 2004-07

### Longest Fumble Return

66	Antwan Peek at Jacksonville, 12/26/04 (TD)
60	Charlie Anderson at Chicago, 12/19/04 (TD)
58	DeMarcus Faggins at Oakland, 12/3/06 (TD)

## FUMBLES RETURNED FOR TOUCHDOWNS

### Career

2	Jadeveon Clowney, 2014-18
---	---------------------------

### Season

1	17x - last: Jadeveon Clowney, 2018
---	------------------------------------

### Game

1	17x - last: Jadeveon Clowney, 0 yards at Indianapolis, 9/30/18
---	--

## SCORING

## SCORING

### Seasons Leading Team

8	Kris Brown, 2002-09
2	Ka'imi Fairbairn, 2017-18
2	Neil Rackers, 2010-11
2	Randy Bullock, 2013-14

### Consecutive Seasons Leading Team

8	Kris Brown, 2002-09
2	Ka'imi Fairbairn, 2017-18
2	Neil Rackers, 2010-11
2	Randy Bullock, 2013-14

## POINTS

### Career

767	Kris Brown, 2002-09
410	Arian Foster, 2009-14
388	Andre Johnson, 2003-14

284	DeAndre Hopkins, 2013-18
-----	--------------------------

259	Neil Rackers, 2010-11
-----	-----------------------

### Season

150	Ka'imi Fairbairn, 2018
138	Shayne Graham, 2012
135	Neil Rackers, 2011
130	Randy Bullock, 2014
127	Nick Novak, 2016

### Points, No Touchdowns, Season

150	Ka'imi Fairbairn, 2018
138	Shayne Graham, 2012
135	Neil Rackers, 2011
130	Randy Bullock, 2014
127	Nick Novak, 2016

### Points, No Touchdowns, Career

767	Kris Brown, 2002-09
259	Neil Rackers, 2010-11
253	Randy Bullock, 2013-15

### Seasons, 100 or More Points

4	Kris Brown, 2005, 2007-09
2	Randy Bullock, 2013-14
	Arian Foster, 2010, 2012
	Neil Rackers, 2010-11

### Season, Rookie

60	Steve Slaton, 2008
48	Domanick Williams#, 2003
30	Owen Daniels, 2006
24	Andre Johnson, 2003
	Wali Lundy, 2006

### Game

19	Randy Bullock vs. Baltimore, 12/21/14
18	DeAndre Hopkins vs. Kansas City, 10/8/17
	Arian Foster at Tennessee, 10/26/14
	Ben Tate vs. New England, 12/1/13
	Andre Johnson vs. Indianapolis, 11/3/13
	Arian Foster at Tennessee, 10/23/11
	Arian Foster vs. Indianapolis, 9/12/10
	Ryan Moats at Buffalo, 11/1/09

### Game, Opponent

26	Rob Bironas vs. Tennessee, 10/21/07
24	Shaun Alexander at Seattle, 10/16/05

### Consecutive Games Scoring

99	Kris Brown, 12/14/03 – 1/3/10
35	Randy Bullock, 9/9/13 – 9/27/15
32	Neil Rackers, 9/12/10 – 1/1/12
28	Kris Brown, 9/8/02 – 11/30/03
16	Ka'imi Fairbairn, 12/31/17 - 12/23/18
	Shayne Graham, 9/9/12 – 12/30/12
15	Nick Novak, 10/4/15 – 9/18/16
14	Ka'imi Fairbairn, 9/10/17 - 12/17/17
12	Arian Foster, 12/18/11 – 11/11/12

# REGULAR SEASON INDIVIDUAL RECORDS

## TOUCHDOWNS

### Seasons Leading Team

4	Andre Johnson, 2006-07, 2009, 2013 Arian Foster, 2010-12, 2014
3	DeAndre Hopkins, 2015, 2017-18 Domanick Williams#, 2003-05

# - Domanick Williams known as Domanick Davis prior to 2006.

### Consecutive Seasons Leading Team

3	Arian Foster, 2010-12 Domanick Williams#, 2003-05
2	DeAndre Hopkins, 2017-18 Andre Johnson, 2006-07

# - Domanick Williams known as Domanick Davis prior to 2006.

### Career

68	Arian Foster, 2009-15
64	Andre Johnson, 2003-14
47	DeAndre Hopkins, 2013-18
29	Owen Daniels, 2006-13
28	Domanick Williams#, 2003-05
25	Kevin Walter, 2007-12

# - Domanick Williams known as Domanick Davis prior to 2006.

### Season

18	Arian Foster, 2010
17	Arian Foster, 2012
14	Domanick Williams#, 2004
13	DeAndre Hopkins, 2017 Arian Foster, 2014
12	Arian Foster, 2011

# - Domanick Williams known as Domanick Davis prior to 2006.

### Season, Rookie

10	Steve Slaton, 2008
8	Domanick Williams#, 2003
5	Owen Daniels, 2006

# - Domanick Williams known as Domanick Davis prior to 2006.

### Game

3	DeAndre Hopkins vs. Kansas City, 10/8/17 Arian Foster at Tennessee, 10/26/14 Ben Tate vs. New England, 12/1/13 Andre Johnson vs. Indianapolis, 11/3/13 Arian Foster at Tennessee, 10/23/11 Arian Foster vs. Indianapolis, 9/12/10 Ryan Moats at Buffalo, 11/1/09
---	--

### Game, Opponent

4	Shaun Alexander at Seattle, 10/16/05
3	11x - last: Devonta Freeman at Atlanta, 10/4/15

### Game, Rookie

2	10x - last: Jalen Strong vs. Indianapolis, 10/8/15
---	--

### Game, Opponent, Rookie

3	Devonta Freeman at Atlanta, 10/4/15
---	-------------------------------------

### Consecutive Games Scoring Touchdowns

11	Arian Foster, 12/18/11 – 11/11/12
----	-----------------------------------

9	Domanick Williams#, 11/7/04 – 1/2/05
7	Arian Foster, 10/5/14 – 12/7/14
6	Arian Foster, 10/23/11 – 12/4/11
5	DeAndre Hopkins, 10/1/17 – 11/5/17 DeAndre Hopkins, 10/14/18 – 11/18/18 Arian Foster, 10/17/10 – 11/14/10

## POINTS AFTER TOUCHDOWNS

### Seasons Leading Team

8	Kris Brown, 2002-09
2	Ka'imi Fairbairn, 2017-18 Neil Rackers, 2010-11 Randy Bullock, 2013-14

### Attempted, Career

253	Kris Brown, 2002-09
83	Neil Rackers, 2010-11
76	Ka'imi Fairbairn, 2017-18
72	Randy Bullock, 2013-15

### Attempted, Season

45	Shayne Graham, 2012
44	Kris Brown, 2009
43	Neil Rackers, 2010
41	Ka'imi Fairbairn, 2018
40	Randy Bullock, 2014 Neil Rackers, 2011 Kris Brown, 2007

### Attempted, Game

7	Ka'imi Fairbairn vs. Tennessee, 10/1/17
6	Ka'imi Fairbairn vs. Miami, 10/25/18 Randy Bullock vs. Tennessee, 11/30/14 Kris Brown vs. Jacksonville, 12/30/07

### Attempted, Game, Opponent

7	Mike Vanderjagt at Indianapolis, 11/14/04
6	Andrew Franks at Miami, 10/25/15 Matt Bosher at Atlanta, 10/4/15 Stephen Gostkowski at New England, 12/10/12 Mason Crosby vs. Green Bay, 10/14/12 Lawrence Tynes vs. Kansas City, 11/20/05 Josh Brown at Seattle, 10/16/05 Morten Anderson vs. Kansas City, 9/21/03

### Consecutive Points After Touchdown, Career

132	Kris Brown, 11/5/06 – 1/3/10
116	Kris Brown, 9/8/02 – 10/29/06
69	Neil Rackers, 9/12/10 – 11/6/11
66	Randy Bullock, 9/9/13 – 12/28/14

### Points After Touchdown Percentage, Career (250 attempts)

99.2	Kris Brown, 2002-09 (251-253)
------	-------------------------------

## TWO-POINT CONVERSIONS

### Two-Point Conversions, Career

2	Andre Johnson, 2003-14
---	------------------------

### Two-Point Conversions, Season

# REGULAR SEASON INDIVIDUAL RECORDS

1	17x - last: Ryan Griffin, 2017
<b>Two-Point Conversion, Game</b>	
1	17x - last: Ryan Griffin vs. Cleveland, 10/15/17
<b>Two-Point Conversion, Game, Opponent</b>	
2	Lance Moore at New Orleans, 9/25/11
<b>FIELD GOALS</b>	
<b>Seasons Leading Team</b>	
8	Kris Brown, 2002-09
2	Ka'imi Fairbairn, 2017-18
2	Neil Rackers, 2010-11
2	Randy Bullock, 2013-14
<b>Consecutive Seasons Leading Team</b>	
8	Kris Brown, 2002-09
2	Ka'imi Fairbairn, 2017-18
2	Neil Rackers, 2010-11
2	Randy Bullock, 2013-14
<b>Attempted, Career</b>	
223	Kris Brown, 2002-09
76	Randy Bullock, 2013-15
68	Neil Rackers, 2010-11
67	Ka'imi Fairbairn, 2017-18
<b>Attempted, Season</b>	
41	Nick Novak, 2016
42	Ka'imi Fairbairn, 2018
38	Shayne Graham, 2012
	Neil Rackers, 2011
37	Nick Novak, 2016
35	Randy Bullock, 2014
	Randy Bullock, 2013
<b>Attempted, Game</b>	
7	Kris Brown at Miami, 9/7/03
6	Randy Bullock vs. Baltimore, 12/21/14
	Shayne Graham vs. Indianapolis, 12/16/12
<b>Field Goals, Career</b>	
172	Kris Brown, 2002-09
61	Randy Bullock, 2013-15
59	Neil Rackers, 2010-11
57	Ka'imi Fairbairn, 2017-18
<b>Field Goals, Season</b>	
37	Ka'imi Fairbairn, 2018
35	Nick Novak, 2016
32	Neil Rackers, 2011
31	Shayne Graham, 2012
30	Randy Bullock, 2014
29	Kris Brown, 2008
<b>Field Goals, Game</b>	
6	Randy Bullock vs. Baltimore, 12/21/14
5	Ka'imi Fairbairn vs. Cleveland, 12/2/18
	Ka'imi Fairbairn at N.Y. Jets, 12/15/18
	Shayne Graham vs. Indianapolis, 12/16/12
	Kris Brown vs. Miami, 10/7/07

	Kris Brown at Baltimore, 12/4/05
	Kris Brown at Miami, 9/7/03
	Nick Novak at Indianapolis, 12/11/16
<b>Field Goals, Game, Opponent</b>	
*8	Rob Bironas vs. Tennessee, 10/21/07
5	Harrison Butker vs. Kansas City, 10/8/17
	Billy Cundiff at Baltimore, 10/16/11
	Rian Lindell at Buffalo, 9/11/05
	Phil Dawson vs. Cleveland, 1/2/05
<b>*NFL record</b>	
<b>Consecutive Games Scoring Field Goals</b>	
19	Randy Bullock - 9/22/13 – 10/5/14
15	Neil Rackers, 11/1/10 – 10/9/11
10	Kris Brown, 11/13/05 – 9/17/06
9	Kris Brown, 10/25/09 – 12/27/09
	Kris Brown, 9/8/02 – 11/10/02
<b>Consecutive Field Goals Made</b>	
18	Neil Rackers, 12/13/10 – 10/2/11
16	Randy Bullock, 9/22/13 – 9/14/14
	Nick Novak, 11/13/16 – 12/24/16
15	Kris Brown, 12/3/06 – 9/30/07
	Kris Brown, 9/7/08 – 11/23/08
13	Ka'imi Fairbairn, 11/26/18 - 12/23/18
	Shayne Graham, 9/9/12 – 10/21/12
	Neil Rackers, 10/3/10 – 12/2/10
<b>Longest Field Goal</b>	
57	Neil Rackers at Denver, 12/26/10
	Kris Brown vs. Miami, 10/7/07
56	Kris Brown at Indianapolis, 11/8/09
55	Ka'imi Fairbairn vs. San Francisco, 12/10/17
	Randy Bullock vs. Buffalo, 9/28/14
<b>Longest Field Goal, Opponent</b>	
58	Kyle Brindza vs. Tampa Bay, 9/27/15
57	Kai Forbath vs. New Orleans, 11/29/15
56	Blair Walsh vs. Minnesota, 12/23/12
<b>Field Goal Percentage, Career (min. 100 attempts)</b>	
77.1	Kris Brown, 2002-09
<b>Field Goal Percentage, Season</b>	
90	Neil Rackers, 2010
88.1	Ka'imi Fairbairn, 2018
87.9	Kris Brown, 2008
86.2	Kris Brown, 2007
85.7	Nick Novak, 2015
85.4	Nick Novak, 2016
<b>Most Field Goals, No Misses, Game</b>	
6	Randy Bullock vs. Baltimore, 12/21/14
5	Ka'imi Fairbairn vs. Cleveland, 12/2/18
	Kris Brown vs. Miami, 10/7/07
	Kris Brown at Baltimore, 12/4/05
	Nick Novak at Indianapolis, 12/11/16
4	Ka'imi Fairbairn at New England, 10/8/17
	Neil Rackers at New Orleans, 9/25/11



# REGULAR SEASON INDIVIDUAL RECORDS

Kris Brown vs. Tennessee, 10/9/05

Nick Novak vs. Jacksonville, 12/18/16

## Most Field Goals, No Misses, Game, Opponent

8 Rob Bironas vs. Tennessee, 10/21/07

5 Rian Lindell at Buffalo, 9/11/05

Phil Dawson vs. Cleveland, 1/2/05

## Most Field Goals, 50 or More Yards, Career

14 Kris Brown, 2002-09

7 Neil Rackers, 2010-11

**Ka'imi Fairbairn, 2017-18**

5 Randy Bullock, 2013-14

## Most Field Goals, 50 or More Yards, Season

5 Kris Brown, 2007

4 Randy Bullock, 2014

Shayne Graham, 2012

Neil Rackers, 2011

**Ka'imi Fairbairn, 2018**

**3 Ka'imi Fairbairn, 2017**

Neil Rackers, 2010

Nick Novak, 2016

## Most Field Goals, 50 or More Yards, Game

\*3 Kris Brown vs. Miami, 10/7/07

2 Nick Novak vs. Jacksonville, 1/3/16

Neil Rackers at Denver, 12/26/10

Randy Bullock vs. Buffalo, 9/28/14

\*NFL record

## SAFETIES

### Career

**1 J.J. Watt, 2011-18**

Joe Mays, 2013

Connor Barwin, 2009-12

Zac Diles, 2007-10, 2014

Brian Cushing, 2009-17

Seth Payne, 2002-06

Jimmy McClain, 2002

### Season

**1 J.J. Watt, 2014**

Joe Mays, 2013

Connor Barwin, 2012

Brian Cushing, 2009

Seth Payne, 2002

Jimmy McClain, 2002

### Game

**1 J.J. Watt vs. Jacksonville, 12/28/14**

Joe Mays vs. Tennessee, 9/15/13

Connor Barwin vs. Baltimore, 10/21/12

Zac Diles at Jacksonville, 12/6/09

Brian Cushing vs. Oakland, 10/4/09

Jimmy McClain vs. Baltimore, 12/15/02

Seth Payne vs. Dallas, 9/2/02

Game, Opponent

1 Geno Atkins vs. Cincinnati, 11/23/14

Cory Redding at Indianapolis, 12/15/13

Elvis Dumervil at Denver, 9/23/12

## SERVICE

### SERVICE

### Seasons

12 Andre Johnson, 2003-14

10 Duane Brown, 2008-17

9 Brian Cushing, 2009-16

**9 Jon Weeks, 2010-18**

9 Kareem Jackson, 2010-18

8 Owen Daniels, 2006-13

8 Chester Pitts, 2002-09

8 Kris Brown, 2002-09

**8 Johnathan Joseph, 2011-18**

**8 J.J. Watt, 2011-18**

7 Kevin Walter, 2006-12

7 Matt Schaub, 2007-13

7 Chris Myers, 2008-14

### Games Played

169 Andre Johnson, 2003-14

**144 Jon Weeks, 2010-18**

133 Duane Brown, 2008-17

132 Kareem Jackson, 2010-18

128 Kris Brown, 2002-09

**119 Johnathan Joseph, 2011-18**

114 Chester Pitts, 2002-09

112 Chris Myers, 2008-14

109 Kevin Walter, 2006-12

104 Brian Cushing, 2009-17

100 Owen Daniels, 2006-13

### Consecutive Games Played

**144 Jon Weeks, 2010-18 (current)**

128 Kris Brown, 2002-09

114 Chester Pitts, 2002-09

112 Chris Myers, 2008-14

91 Eric Winston, 2006-11

83 Steve McKinney, 2002-07

### Starts

169 Andre Johnson, 2003-14

132 Duane Brown, 2008-17

124 Kareem Jackson, 2010-18

**117 Johnathan Joseph, 2011-18**

114 Chester Pitts, 2002-09

Chris Myers, 2008-14

### Consecutive Starts

114 Chester Pitts, 2002-09

112 Chris Myers, 2008-14

## REGULAR SEASON INDIVIDUAL RECORDS

86 Eric Winston, 2006-11

83 J.J. Watt, 2011-16

79 DeAndre Hopkins, 2013-17

77 Mario Williams, 2006-10

73 DeMeco Ryans, 2006-10

# REGULAR SEASON TEAM RECORDS

## WIN / LOSS

### OVERALL WIN-LOSS RECORDS

#### WIN-LOSS RECORDS

Year	W	L	T	Pct.
2002	4	12	0	0.25
2003	5	11	0	0.313
2004	7	9	0	0.438
2005	2	14	0	0.125
2006	6	10	0	0.375
2007	8	8	0	0.5
2008	8	8	0	0.5
2009	9	7	0	0.563
2010	6	10	0	0.375
2011	10	6	0	0.625
<b>2012</b>	<b>12</b>	<b>4</b>	<b>0</b>	<b>0.75</b>
2013	2	14	0	0.125
2014	9	7	0	0.563
2015	9	7	0	0.563
2016	9	7	0	0.563
2017	4	12	0	0.25
2018	11	5	0	0.69
<b>Totals</b>	<b>121</b>	<b>151</b>	<b>0</b>	<b>0.44</b>

#### HOME

Year	W	L	T	Pct.
2002	2	6	0	0.25
2003	3	5	0	0.375
2004	3	5	0	0.375
2005	2	6	0	0.25
2006	4	4	0	0.5
2007	6	2	0	0.75
2008	6	2	0	0.75
2009	4	4	0	0.5
2010	4	4	0	0.5
2011	5	3	0	0.625
2012	6	2	0	0.75
2013	1	7	0	0.125
2014	5	3	0	0.625
2015	5	3	0	0.625
<b>2016</b>	<b>7</b>	<b>1</b>	<b>0</b>	<b>0.875</b>
2017	3	5	0	0.375
2018	6	2	0	.71
<b>Totals</b>	<b>72</b>	<b>64</b>	<b>0</b>	<b>0.53</b>

#### ROAD

Year	W	L	T	Pct.
2002	2	6	0	0.25
2003	2	6	0	0.25
2004	4	4	0	0.5
2005	0	8	0	0
2006	2	6	0	0.25
2007	2	6	0	0.25
2008	2	6	0	0.25
2009	5	3	0	0.625
2010	2	6	0	0.25
2011	5	3	0	0.625
<b>2012</b>	<b>6</b>	<b>2</b>	<b>0</b>	<b>0.75</b>
2013	1	7	0	0.125
2014	4	4	0	0.5
2015	4	4	0	0.5
2016	2	6	0	0.25
2017	1	7	0	0.125

2018	5	3	0	0.625
<b>Totals</b>	<b>49</b>	<b>87</b>	<b>0</b>	<b>0.36</b>

### GAMES WON

#### Consecutive Games Won

9	9/30/18 - 12/2/18
7	10/23/11 - 12/11/11
6	10/21/12 - 12/2/12
	12/13/09 - 9/19/10 (over two seasons)
5	12/20/15 - 9/18/16
	9/9/12 - 10/8/12

#### Games Won, Season

12	2012
11	2018
10	2011
9	2009, 2014, 2015, 2016
8	2007, 2008

#### Consecutive Games Won, SINGLE Season

9	9/30/18-12/2/18
7	10/23/11 - 12/11/11
6	10/21/12 - 12/2/12
5	9/9/12 - 10/8/12
4	11/1/15 - 11/29/15
	12/13/09 - 1/3/10
	11/23/08 - 12/14/08

#### Consecutive Games Won, Start of Season

5	2012
2	2007, 2010, 2011, 2013, 2014, 2016

#### Consecutive Games Won, End of Season

4	2009
3	2015
2	2006, 2014

#### Consecutive Home Games Won

6	1/3/16 - 10/30/16
5	10/7/18 - 12/2/18
4	10/21/12 - 12/16/12
	11/18/07 - 12/30/07

#### Consecutive Road Games Won

6	9/16/12 - 12/2/12
5	9/30/18 - 12/15/18
4	12/20/09 - 10/3/10
	10/23/11 - 12/11/11
3	10/26/14 - 12/7/14

#### Shutout Games Won, Season

1	2010: 20-0 vs. Tennessee, 11/28/10
	2004: 21-0 at Jacksonville, 12/26/04

### GAMES LOST

#### Consecutive Games Lost

14	9/22/13 - 12/29/13
9	11/27/17 - 9/23/18
7	1/2/05 - 10/23/05

## REGULAR SEASON TEAM RECORDS

6	11/6/05 - 12/11/05
	12/7/03 - 9/19/04
5	12/24/05 - 9/24/06
	9/15/02 - 10/20/02
<b>Games Lost, Season</b>	
14	2013
	2005
12	2017
	2002
<b>Consecutive Games Lost, Season</b>	
14	9/22/13 - 12/29/13
6	11/27/17 - 12/31/17
	11/6/05 - 12/11/05
	9/11/05 - 10/23/05
	9/15/02 - 10/20/02
<b>Consecutive Games Lost, Start of Season</b>	
6	2005
4	2008
3	2018
2	2004, 2006, 2015
<b>Consecutive Games Lost, End of Season</b>	
14	2013
6	2017
4	2003
<b>Consecutive Home Games Lost</b>	
7	9/22/13 - 12/1/13
5	12/24/04 - 10/23/05
4	9/22/02 - 11/17/02
<b>Consecutive Road Games Lost</b>	
12	9/11/05 - 11/5/06
7	9/24/17 - 12/31/17
	9/22/13 - 12/29/13
6	11/1/10 - 12/26/10
<b>Shutout Games Lost, Season</b>	
1	2003: 27-0 at Jacksonville, 12/7/03
	2016: 27-0 at New England, 9/22/16

## SCORING

### TOUCHDOWNS

<b>Most, Season</b>	
46	2012
	2009
44	2010
43	2007
42	2018
41	2011
40	2017
<b>Fewest, Season</b>	
22	2002
25	2016
26	2005

28	2013
29	2003
<b>Most, Game</b>	
7	vs. Tennessee, 10/1/17
6	vs. Miami, 10/25/18
	vs. Tennessee, 11/30/14
	vs. Jacksonville, 12/30/07
5	11x - last: at Seattle, 10/29/17
<b>Most Allowed, Season</b>	
52	2010
50	2005
48	2017
	2013
45	2008
<b>Most Allowed, Game</b>	
7	2x - last: at Atlanta, 10/4/15
6	7x - last: at Jacksonville, 12/17/17
<b>Fewest Allowed, Season</b>	
27	2011
36	2018
	2016
	2014
37	2015
38	2012
<b>Fewest Allowed, Game</b>	
0	21x - last: vs. Jacksonville 12/30/18

### POINTS SCORED

<b>Most Scored, Season</b>	
416	2012
402	2018
390	2010
388	2009
381	2011
<b>Most Scored, Game</b>	
57	vs. Tennessee, 10/1/17
45	vs. Tennessee, 11/30/14
43	vs. Jacksonville (OT), 11/18/12
	vs. Baltimore, 10/21/12
42	vs. Miami, 10/25/18
	vs. Jacksonville, 12/30/07
<b>Fewest Points Scored, Season</b>	
213	2002
255	2003
260	2005
267	2006
276	2013
<b>Fewest Points Scored, Game</b>	
0	at Jacksonville, 12/7/03
	at New England, 9/22/16
3	8x - last: at Indianapolis, 12/15/13
<b>Most Points Scored, Season, Opponent</b>	



# REGULAR SEASON TEAM RECORDS

436	2017
431	2005
428	2013
427	2010
394	2008
<b>Most Points Scored, Game, Opponent</b>	
49	at Indianapolis, 11/14/04
48	at Atlanta, 10/4/15
45	at Jacksonville, 12/17/17 vs. Kansas City, 11/20/05
44	at Miami, 10/25/15
43	at Indianapolis, 9/17/06
<b>Fewest Points Scored, Season, Opponent</b>	
278	2011
307	2014
313	2015
316	2018
328	2016
<b>Fewest Points Scored, Game, Opponent</b>	
0	vs. Tennessee, 11/28/10
0	at Jacksonville, 12/26/04
3	vs. Jacksonville, 12/30/18 vs. Kansas City, 9/9/07
5	at Chicago, 12/19/04
6	13x - last: vs. Jacksonville, 1/3/16
<b>Most Points, Shutout Victory, Game</b>	
21	at Jacksonville, 12/26/04
20	vs. Tennessee, 11/28/10
<b>Fewest Points, Shutout Victory, Game</b>	
20	vs. Tennessee, 11/28/10
21	at Jacksonville, 12/26/04
<b>Most Points, Game, Both Teams</b>	
80	Texans 43 vs. Jacksonville 37 (OT), 11/18/12
79	Texans 38 at Seattle 41, 10/29/17
76	Texans 34 vs. Kansas City 42, 10/8/17
74	Texans 36 vs. Tennessee 38, 10/21/07
73	Texans 33 at New Orleans 40, 9/25/11
71	Texans 57 vs. Tennessee 14, 10/1/17 Texans 37 at Indianapolis 34 (OT), 9/30/18
70	Texans 42 vs. Jacksonville 28, 12/30/07 Texans 26 at Miami 44, 10/25/15
<b>Fewest Points, Game, Both Teams</b>	
16	Texans 10 at Cincinnati 6, 11/16/15 Texans 3 vs. Tennessee 13, 12/29/02
19	Texans 13 at Chicago 6, 11/11/12 Texans 6 vs. Jacksonville 13, 11/24/13 Texans 3 at Tampa Bay 16, 12/14/03
20	Texans 20 vs. Tennessee 0, 11/28/10 Texans 14 vs. Cleveland 6, 12/31/06
<b>Most Points in First Quarter</b>	
17	vs. Indianapolis, 9/11/11 vs. Seattle, 12/13/09

14	17x, last at Indianapolis, 9/30/18
<b>Most Points in Second Quarter</b>	
24	vs. Arizona, 12/18/05 vs. Miami, 9/9/12
21	vs. Jacksonville, 12/30/07
20	vs. Seattle, 9/29/13 vs. Baltimore, 10/21/12
<b>Most Points in Third Quarter</b>	
17	at Tennessee, 12/27/15
14	15x, last vs. Miami, 10/25/18
<b>Most Points in Fourth Quarter</b>	
29	vs. Tennessee, 10/21/07
22	at Buffalo, 11/1/09
21	7x, last vs. Kansas City, 10/8/17
<b>Most Points in First Quarter, Opponent</b>	
24	vs. Indianapolis, 10/9/14
21	at Tennessee, 12/19/10 at Miami, 10/25/15
17	at New England, 12/17/06
<b>Most Points in Second Quarter, Opponent</b>	
24	at Jacksonville, 12/17/17 at Pittsburgh, 10/20/14
21	at Atlanta, 10/4/15 at Indianapolis, 12/23/07 at San Diego, 10/28/07 vs. Kansas City, 11/20/05
<b>Most Points in Third Quarter, Opponent</b>	
21	vs. St. Louis, 10/13/13 at Indianapolis, 11/14/04
17	at Cleveland, 10/20/02
<b>Most Points in Fourth Quarter, Opponent</b>	
23	at New Orleans, 9/25/11
22	vs. Baltimore, 11/9/08
21	5x - last: vs. Denver, 12/23/13
<b>Most Points in First Quarter, Both Teams</b>	
28	Texans 14 at Seattle 14, 10/29/17
24	Texans 0 vs. Colts 24, 10/9/14 Texans 10 vs. San Diego 14, 11/7/10
21	8x - last: Texans 14 at Indianapolis 7 (OT), 9/3/18
<b>Most Points in Second Quarter, Both Teams</b>	
31	Texans 24 vs. Arizona 7, 12/18/05
30	Texans 6 at Pittsburgh 24, 10/20/14 Texans 16 vs. Tennessee 14, 10/1/17
28	5x - last: Texans 14 at Detroit 14, 11/22/12
<b>Most Points in Third Quarter, Both Teams</b>	
28	Texans 7 at Indianapolis 21, 11/14/04
27	Texans 10 at Cleveland 17, 10/20/02
24	Texans 14 vs. Miami 10, 10/25/18
<b>Most Points in Fourth Quarter, Both Teams</b>	
40	Texans 21 vs. Kansas City 19, 10/8/17
37	Texans 14 at New Orleans 23, 9/25/11
35	Texans 29 vs. Tennessee 6, 10/21/07

# REGULAR SEASON TEAM RECORDS

34 Texans 13 at Indianapolis 21, 9/17/06

## Consecutive Games Scoring a Touchdown

105 10/22/06 – 12/16/12

41 10/30/16 – 12/30/18 (current)

30 12/22/13 – 12/06/15

29 12/21/03 – 11/27/05

## Consecutive Games Scoring

197 12/14/03 – 9/18/16

44 10/2/16 – 12/30/18 (current)

29 9/8/02 – 11/30/03

## Consecutive Quarters Held Scoreless

7 4th quarter vs. Atlanta, 11/30/03, through  
2nd quarter at Tampa Bay, 12/14/03

4 4x - last: 1st quarter at New England, 9/22/16  
through 4th quarter at New England, 9/22/16

## Consecutive Quarters Held Scoreless, Opponents

5 3rd quarter at Indianapolis, 12/20/15, through 3rd quarter at  
Tennessee, 12/27/15

5 2nd quarter vs. Washington, 9/7/14, through 4th quarter at  
Oakland, 9/14/14

5 3rd quarter vs. Jacksonville, 1/2/11, through 3rd quarter vs.  
Indianapolis, 9/11/11

## Consecutive Quarters Held Without a Touchdown, Opponents

13 vs. Indianapolis, 12/12/04 through vs. Cleveland, 1/2/2005

12 at Miami, 10/25/15 through vs N.Y. Jets, 11/22/2015

9 vs. Baltimore, 10/21/12 through at Chicago, 11/11/2012

## Most Points By Half, First Half

34 vs. Indianapolis, 9/11/11

30 vs. Tennessee, 10/1/17

29 vs. Baltimore, 10/21/12

27 at Miami, 12/27/09

## Most Points By Half, Second Half

29 vs. Tennessee, 10/21/07

28 vs. Miami, 10/25/18

vs. Kansas City, 10/17/10

vs. Minnesota, 10/10/04

27 vs. Tennessee, 10/1/17

vs. Kansas City, 10/8/17

26 at Miami, 10/25/15

at Jacksonville, 11/18/12

## Most Points By Half, Opponent First Half

41 at Miami, 10/25/15

35 at San Diego, 10/28/07

31 at Jacksonville, 12/17/17

vs. Kansas City, 11/20/05

28 at Atlanta, 10/4/15

27 vs. Kansas City, 9/13/15

vs. Indianapolis, 10/9/14

at New England, 12/17/06

## Most Points By Half, Opponent, Second Half

31 at Dallas, 10/15/06

30 at New Orleans, 9/25/11

29 vs. Baltimore, 11/9/08

28 4x - last vs. Indianapolis, 11/29/09

## Most Points By Half, Both Teams, First Half

48 Texans 24 at Tennessee 24, 9/20/09

44 Texans 30 vs. Tennessee 14, 10/1/17

42 Texans 21 at Seattle 21, 10/29/17

41 Texans 0 at Miami 41, 10/25/15

Texans 14 vs. Indianapolis 27, 10/9/14

Texans 20 at New England 21, 9/24/17

38 Texans 21 vs. Jacksonville 17, 9/27/09

Texans 3 at San Diego 35, 10/28/07

Texans 7 vs. Kansas City 31, 11/20/05

## Most Points By Half, Both Teams, Second Half

47 Texans 17 at New Orleans 30, 9/25/11

46 Texans 27 vs. Kansas City 19, 10/8/17

45 Texans 28 vs. Kansas City 17, 10/17/10

Texans 29 vs. Tennessee 16, 10/21/07

44 Texans 21 at Indianapolis 23, 9/17/06

## EXTRA POINTS

### Season

45 2012

43 2010

2009

40 2014

2007

### Game

6 vs. Miami, 10/25/18

vs. Tennessee, 10/01/17

vs. Tennessee, 11/30/14

vs. Jacksonville, 12/30/07

5 5x - last: vs. Baltimore, 10/21/12

### Season, Opponent

50 2010

47 2005

46 2013

45 2017

43 2008

### Game, Opponent

7 7x last at at Indianapolis, 11/14/04

6 7x - last: at Jacksonville, 12/17/17

## TWO-POINT CONVERSIONS

### Season

3 2007

2 2017

2015

2006

2002

### Game

1 17x - last: vs. Cleveland, 10/15/17

# REGULAR SEASON TEAM RECORDS

## DEFENSIVE TOUCHDOWNS

### Season

5	2014, 2004
4	2018, 2017
3	2015, 2012, 2007, 2006, 2002

### Game

2	vs. Tennessee, 9/30/12
	at Pittsburgh, 12/8/02

## SCORING MARGIN

### Margin of Victory

43	vs. Tennessee, 10/1/17
34	at Tennessee, 10/23/11
30	vs. Baltimore, 10/21/12
29	vs. Cincinnati, 10/26/08
28	at Tennessee, 12/27/15

### Margin of Defeat

38	at Jacksonville, 12/17/17
35	at Indianapolis, 11/14/04
	vs. Cincinnati, 11/03/02
33	at New England, 12/17/06
32	at Seattle, 10/16/05
31	at San Francisco, 10/6/13

### Comeback Victories (Points Behind)

21	at San Diego, 9/9/13, 31-28 final
18	vs. Tennessee, 11/28/04, 31-21 final
17	at Washington, 9/19/10, 30-27 final (OT)
14	5x - last: vs. Indianapolis, 10/16/16,
	26-23 final (OT)

### Largest Deficit Overcome

25	vs. Tennessee, 10/21/07, down 32-7, 36-38 final
21	at San Diego, 9/9/13, down 28-7, 31-28 final
	vs. Baltimore, 12/13/10, down 21-0 and 28-7,
	28-34 final (OT)
	at Arizona, 10/11/09, down 21-0, 21-28 final
	vs. Minnesota, 10/10/04, down 21-0, 28-34
	final (OT)
	vs. Tennessee, 11/28/04, down 21-3, 31-21 final

### Largest Lead Before Opponent Scores

34	at Tennessee, 12/27/15
34	vs. Indianapolis, 9/11/11
27	at Oakland, 9/14/14
	at Tennessee, 10/23/11
24	vs. Tennessee, 11/30/14
	vs. Seattle, 12/13/09

## SCORING DRIVES

### Longest Scoring Drive (Yards)

99	vs. Baltimore, 12/13/10, 15 plays, TD
	at Jacksonville, 10/18/15, 16 plays, TD
98	at Tennessee, 10/26/14, 11 plays, TD

	vs. Tennessee, 10/21/07, 7 plays, TD
	at Tennessee, 10/12/03, 2 plays, TD
97	vs. Tennessee, 11/26/18, 1 play, TD
	at Denver, 9/23/12, 14 plays, TD
	at Detroit, 11/22/12, 15 plays, TD

### Longest Scoring Drive (Plays)

19	vs. Pittsburgh, 10/2/11, 95 yards, TD
	vs. Atlanta, 12/4/11, 85 yards, TD
18	at N.Y. Giants, 11/5/06, 80 yards, TD
17	at Jacksonville, 9/6/12, 80 yards, TD
16	13x - last: vs. Indianapolis, 12/9/18, 75 yds, TD

### Longest Scoring Drive (Time)

10:55	vs. Pittsburgh, 10/2/11, 19 plays, 95 yards, TD
10:41	vs. Atlanta, 12/4/11, 19 plays, 85 yards, TD
10:26	vs. Kansas City, 9/9/07, 15 plays, 65 yards, FG
10:08	vs. Detroit, 10/19/08, 15 plays, 79 yards, TD
9:29	vs. Indianapolis, 12/24/06, 15 plays, 51 yards, FG

### Shortest Scoring Drive (Yards)

-12	at Tennessee, 9/21/08, 4 plays, FG
-10	vs. Miami, 9/9/12, 4 plays, FG
-7	vs. New England, 9/9/18, 4 plays, FG
-5	at Pittsburgh, 12/8/02, 4 plays, FG
-4	at Pittsburgh, 9/7/08, 4 plays, FG
-3	at Oakland, 12/3/06, 4 plays, FG
-1	at Jacksonville, 11/27/11, 4 plays, FG
	vs. Jacksonville, 9/28/03, 4 plays, FG

### Shortest Scoring Drive (Plays)

1	16x - last: at Philadelphia, 12/23/18, 5 yds, TD
---	--

### Shortest Scoring Drive (Time)

0:02	vs. Cleveland, 11/6/11, 1 play, 0 yards, FG
0:04	at Philadelphia, 12/23/18, 1 play, 5 yards, TD
	vs. San Diego, 11/7/10, 1 play, 8 yards, TD
	vs. Jacksonville, 12/1/08, 1 play, 7 yards, TD
	at Denver, 11/7/04, 1 play, 1 yard, TD
0:07	vs. Arizona, 11/19/17, 1 play, 34 yards, TD
	vs. Jacksonville, 12/1/08 1 play, 40 yards, TD
0:09	at N.Y. Jets, 11/21/10, 1 play, 43 yards, TD

## TOTAL OFFENSE

## TOTAL OFFENSE

### Most Net Yards Gained, Season

6,186	2010
6,129	2009
6,113	2008
5,954	2011
5,953	2012

### Most Net Yards Gained, Game

653	vs. Jacksonville (OT), 11/18/12
549	at Green Bay, 12/7/08

# REGULAR SEASON TEAM RECORDS

526	at Washington (OT), 9/19/10
518	at Tennessee, 10/23/11
509	at Seattle, 10/29/17
<b>Fewest Net Yards Gained, season</b>	
3,572	2002
4,053	2005
4,306	2003
4,465	2006
5,035	2016
<b>Fewest Net Yards Gained, Game</b>	
47	at Pittsburgh, 12/8/02
107	at Tampa Bay, 12/14/03
118	at San Diego, 9/15/02
120	at Buffalo, 9/11/05
124	at Oakland, 12/3/06
	at Jacksonville, 12/7/03
<b>Most Net Yards Allowed, Season</b>	
6,082	2003
6,031	2010
5,824	2005
5,571	2014
5,546	2017
<b>Most Net Yards Allowed, Game</b>	
535	at Tennessee, 10/12/03
525	at Detroit (OT), 11/22/12
519	at Philadelphia, 12/23/18
515	at Indianapolis, 9/17/06
511	vs. Denver, 12/22/13
<b>Fewest Net Yards Allowed, Season</b>	
4,571	2011
4,821	2016
5,081	2013
5,172	2012
5,198	2009
<b>Fewest Net Yards Allowed, Game</b>	
117	at Jacksonville, 9/16/12
119	vs. Jacksonville, 12/30/18
126	at Jacksonville, 12/26/04
148	at Tennessee, 10/23/11
150	vs. Jacksonville, 12/18/16
162	vs. Tennessee, 11/28/10
<b>Most Net Yards Gained, Season, Both Teams</b>	
12,217	2010
11,498	2008
11,327	2009
11,292	2018
11,232	2017
11,125	2012
11,084	2014
11,084	2015
<b>Most Net Yards Gained, Game, Both Teams</b>	
1,098	Texans 640 vs. Jacksonville 458 (OT), 11/18/12

1,026	Texans 501 at Detroit 525 (OT), 11/22/12
993	Texans 458 at Tennessee 535, 10/12/03
988	Texans 509 at Seattle 479, 10/29/17
947	Texans 526 at Washington 421 (OT), 9/19/10
<b>Fewest Net Yards Gained, Season, Both Teams</b>	
8,802	2002
9,865	2006
9,877	2005
10,388	2003
10,525	2011
<b>Fewest Net Yards Gained, Game, Both Teams</b>	
385	Texans 118 at San Diego 267, 9/15/02
426	Texans 124 at Oakland 302, 12/3/06
428	Texans 198 at New England 230, 12/17/06
436	Texans 120 at Buffalo 316, 9/11/05
443	Texans 165 at Indianapolis 278, 12/1/02
<b>Most Net Yards Gained, First Half</b>	
364	vs. Seattle, 12/13/09
324	vs. Seattle, 9/29/13
306	at Miami, 12/27/09
303	at Tennessee, 10/23/11
301	at New Orleans, 9/25/11
<b>Most Net Yards Gained, Second Half</b>	
328	at N.Y. Giants, 9/21/14
309	vs. Tennessee, 10/21/07
306	vs. Kansas City, 10/17/10
301	vs. Baltimore, 12/13/10
298	at Atlanta, 10/04/15
<b>Fewest Net Yards Gained, First Half</b>	
21	at Pittsburgh, 12/8/02
24	vs. Tennessee, 10/21/07
46	at Tampa Bay, 12/14/03
47	at San Diego, 9/15/02
52	vs. Jacksonville, 9/10/17
<b>Fewest Net Yards Gained, Second Half</b>	
-4	vs. Indianapolis, 10/23/05
26	at Pittsburgh, 12/8/02
41	at Arizona, 11/10/13
47	2x - last: at Jacksonville, 11/27/11
53	vs. New England, 12/13/15
<b>Most Net Yards Allowed, First Half</b>	
392	at Miami, 10/25/15
355	vs. Denver, 12/22/13
299	vs. Washington, 9/24/06
297	at Arizona, 10/11/09
292	at Indianapolis, 12/23/07
<b>Most Net Yards Allowed, Second Half</b>	
354	vs. Cleveland, 12/2/18
339	at Indianapolis (OT), 9/30/18
316	at Seattle, 10/29/17
312	at Los Angeles, 11/12/17
307	vs. New England, 12/1/13



# REGULAR SEASON TEAM RECORDS

302 at Indianapolis, 11/16/05

## Fewest Net Yards Allowed, First Half

31	vs. Baltimore, 12/21/14
43	at Jacksonville, 9/16/12
50	vs. San Francisco, 10/25/09
53	vs. Buffalo Bills, 10/14/18
54	vs. Tennessee, 11/28/10

## Fewest Net Yards Allowed, Second Half

41	at San Diego, 10/28/07
43	at Arizona, 10/11/09
46	vs. Oakland, 10/4/09
61	vs. Jacksonville, 10/30/11
65	at Jacksonville, 12/7/14
	at Tampa Bay, 11/13/11

## Most Net Yards Gained, First Quarter

185	at New Orleans, 9/25/11
184	at Tampa Bay, 11/13/11
179	vs. Tennessee, 10/1/17
178	vs. Indianapolis, 11/3/13
	vs. Tennessee, 10/3/16
174	vs. Seattle, 12/13/09

## Most Net Yards Gained, Second Quarter

207	at Tennessee, 10/23/11
191	vs. Tennessee, 11/26/18
190	vs. Seattle, 12/13/09
183	vs. Seattle, 9/29/13
179	at Miami, 12/27/09
174	vs. Buffalo, 10/13/02

## Most Net Yards Gained, Third Quarter

190	at Indianapolis, 12/30/12
183	at Oakland, 10/3/10
178	at N.Y. Giants, 9/21/14
175	vs. Carolina, 12/18/11
170	at Jacksonville, 11/14/10

## Most Net Yards Gained, Fourth Quarter

257	at Atlanta, 10/4/15
253	vs. Tennessee, 10/21/07
203	vs. Jacksonville, 11/18/12
201	vs. Kansas City, 10/8/17
196	at Arizona, 10/11/09

## Fewest Net Yards Gained, First Quarter

-5	at Indianapolis, 11/14/04
-3	at Buffalo, 9/11/05
0	at Miami, 10/25/15
2	at Jacksonville, 12/17/17
	vs. Indianapolis, 10/9/14
4	vs. Jacksonville, 11/24/13
	at Pittsburgh, 12/8/02

## Fewest Net Yards Gained, Second Quarter

4	at San Francisco, 1/1/06
6	at San Diego, 9/15/02
9	vs. New England, 11/23/03

10 at Indianapolis, 12/22/11

11 at Oakland, 12/3/06

## Fewest Net Yards Gained, Third Quarter

0	at Arizona, 11/10/13
2	vs. Pittsburgh, 10/2/11
5	at Indianapolis, 9/17/06
7	at Kansas City, 9/26/04
10	vs. Philadelphia, 9/10/06

## Fewest Net Yards Gained, Fourth Quarter

-17	vs. Indianapolis, 10/23/05
-9	at Cincinnati, 11/9/03
-1	at Kansas City, 10/20/13
3	at Indianapolis, 12/31/17
4	at Jacksonville, 11/27/11

## Most Net Yards Allowed, First Quarter

220	vs. Buffalo, 11/19/06
219	at Miami, 10/25/15
218	vs. Indianapolis, 10/9/14
191	at Indianapolis, 11/8/09
171	vs. Pittsburgh, 9/18/05
170	vs. Denver, 12/22/13

## Most Net Yards Allowed, Second Quarter

244	vs. Indianapolis, 12/09/18
193	vs. Philadelphia, 9/10/06
185	vs. Denver, 12/22/13
184	vs. San Francisco, 12/10/17
177	vs. Tennessee, 12/21/03

## Most Net Yards Allowed, Third Quarter

224	at Indianapolis, 11/16/08
213	vs. Oakland, 11/17/13
205	at Los Angeles, 11/12/17
197	vs. New England, 12/1/13
177	at Baltimore, 10/16/11

## Most Net Yards Allowed, Fourth Quarter

224	vs. Indianapolis, 9/12/10
223	at Seattle, 10/29/17
213	at Jacksonville, 11/14/10
210	vs. Green Bay, 11/21/04
205	at Oakland, 11/21/16

## Fewest Net Yards Allowed, First Quarter

-9	vs. N.Y. Jets, 9/13/03
-1	at Jacksonville, 12/26/04
1	vs. San Francisco, 10/25/09
3	at Oakland, 9/14/14
4	vs. Detroit, 10/18/08

## Fewest Net Yards Allowed, Second Quarter

-2	vs. Indianapolis, 11/3/13
0	at Jacksonville, 9/16/12
7	vs. Buffalo, 10/14/18
8	at Indianapolis, 12/31/17
11	at Carolina, 9/16/07

## Fewest Net Yards Allowed, Third Quarter

## REGULAR SEASON TEAM RECORDS

-5	vs. Miami, 9/9/12
1	at Tampa Bay, 11/13/11
4	vs. Tennessee, 9/15/13
	at Indianapolis, 12/30/12
6	at Cincinnati, 10/18/09
<b>Fewest Net Yards Allowed, Fourth Quarter</b>	
2	vs. Oakland, 11/17/13
	at Pittsburgh, 9/7/08
3	vs. Dallas, 9/8/02
7	at Tennessee, 9/21/08
9	at San Diego, 9/9/13
	at Arizona, 10/11/09

### RUSHING

#### RUSHING YARDS

<b>Season</b>	
2,448	2011
2,161	2014
2,123	2012
2,042	2010
2,021	2018
<b>Game</b>	
281	vs. Tennessee, 11/26/18
261	vs. Cleveland, 11/6/11
257	vs. Indianapolis, 9/12/10
249	at Oakland, 10/3/10
244	vs. Jacksonville, 1/2/11
222	at Tennessee, 10/23/11
<b>Fewest, Season</b>	
1,347	2002
1,475	2009
1,586	2007
1,651	2003
1,687	2006
<b>Fewest, Game</b>	
24	vs. N.Y. Giants, 10/10/10
25	at N.Y. Jets, 11/26/06
28	vs. Tennessee, 12/29/02
30	at Tennessee, 12/19/10
34	vs. Minnesota, 12/23/12
	at Dallas, 10/15/06
	at Buffalo, 11/16/03
<b>Allowed, Season</b>	
2,370	2003
2,303	2005
2,089	2002
1,962	2008
1,958	2013
<b>Allowed, Game</b>	

320	at Seattle, 10/16/05
248	at Miami, 10/25/15
247	at Washington, 12/22/02
244	at Jacksonville, 10/14/07
240	at Tennessee, 9/20/09
	at Cincinnati, 11/9/03
<b>Fewest Allowed, Season</b>	
1,323	2018
1,536	2011
1,560	2012
1,595	2016
1,681	2014
<b>Fewest Allowed, Game</b>	
18	at Washington, 9/19/10
24	vs. Tennessee, 11/28/10
27	at N.Y. Jets, 11/26/06
30	vs. Jacksonville, 12/30/18
	at Tennessee, 12/27/15
31	vs. Cleveland, 12/2/18
<b>Season, Both Teams</b>	
4,119	2005
4,021	2003
3,984	2011
3,842	2014
3,809	2008
<b>Game, Both Teams</b>	
442	Texans 244 vs. Jacksonville 198, 1/2/11
387	Texans 67 at Seattle 320, 10/16/05
386	Texans 281 vs. Titans 105, 11/26/18
380	Texans 140 at Cincinnati 240, 11/9/03
367	Texans 249 at Oakland 118, 10/3/10
<b>Fewest, Season, Both Teams</b>	
3,186	2009
3,344	2018
3,411	2007
3,436	2002
3,589	2017
<b>Fewest, Game, Both Teams</b>	
52	Texans 25 at N.Y. Jets 27, 11/26/06
76	Texans 58 at Washington 18, 9/19/10
89	Texans 45 at Arizona 44, 10/11/09
119	Texans 62 at Philadelphia 57, 12/23/18
141	Texans 24 vs. N.Y. Giants 117, 10/10/10

### ATTEMPTS

<b>Season</b>	
551	2014
546	2011
508	2012
481	2004
472	2018, 2015
<b>Game</b>	

## REGULAR SEASON TEAM RECORDS

54	at Cleveland, 11/16/14
48	at Jacksonville, 9/16/12
47	at Tennessee, 10/23/11
46	vs. Tampa Bay, 9/27/15
	at Oakland, 9/14/14
44	3x - last: vs. Atlanta, 12/4/11
<b>Fewest, Season</b>	
414	2013
417	2007
421	2003
423	2010
424	2002
<b>Fewest, Game</b>	
12	vs. Tennessee, 10/21/07
13	vs. N.Y. Jets, 9/13/09
14	at Minnesota, 10/09/16
	vs. N.Y. Jets, 11/26/06
15	vs. N.Y. Giants, 10/10/10
<b>Season, Opponent</b>	
533	2003
509	2002
506	2005
454	2013
446	2006
<b>Game, Opponent</b>	
57	at Cincinnati, 11/9/03
47	at San Francisco, 1/1/06
46	at Washington, 12/22/02
43	vs. Cincinnati, 11/23/14
42	7x - last: at N.Y. Giants, 9/21/14
<b>Fewest, Season, Opponent</b>	
378	2011
385	2018
388	2015
390	2012
396	2009
<b>Fewest, Game, Opponent</b>	
9	vs. Cleveland, 12/2/18
10	vs. New Orleans, 11/29/15
	vs. Indianapolis, 9/12/10
11	at Tennessee, 12/27/15
12	vs. Baltimore, 10/21/12
	vs. Tennessee, 11/28/10
	vs. Jacksonville, 10/31/04

### RUSHING AVERAGE

<b>Season</b>	
4.83	2010
4.48	2011
4.28	2018
4.27	2008

4.21	2013
4.18	2012
4.16	2005
<b>Game</b>	
8.26	vs. Tennessee, 11/26/18 (34-281)
7.37	at Cincinnati, 11/9/03 (19-140)
7.32	at Detroit (OT), 11/22/12 (28-205)
7.23	vs. Buffalo, 11/19/06 (26-188)
7.1	at Indianapolis, 11/16/08 (21-149)
<b>Lowest, Season</b>	
3.18	2002
3.47	2009
3.67	2015
3.8	2007
<b>Lowest, Game</b>	
1.21	at Buffalo, 11/16/03 (28-34)
1.27	vs. Tennessee, 12/29/02 (22-28)
1.42	at Pittsburgh, 12/8/02 (26-37)
1.6	vs. N.Y. Giants, 10/10/10 (15-24)
1.61	vs. Buffalo, 9/28/14 (23-37)
<b>Season, Opponent</b>	
4.55	2005
4.47	2008
4.45	2003
4.42	2004
4.39	2006
<b>Game, Opponent</b>	
9.6	at Tennessee, 9/20/09 (25-240)
9.38	at Jacksonville, 10/14/07 (26-244)
8.64	vs. Jacksonville, 12/28/14 (14-121)
7.92	at Tennessee, 12/3/17 (25-198)
7.62	at Seattle, 10/16/05 (42-320)
<b>Lowest, Season, Opponent</b>	
3.44	2018
3.97	2017
4	2014
	2012
4.02	2016
4.04	2010
4.06	2011
<b>Lowest, Game, Opponent</b>	
1.04	at N.Y. Jets, 11/26/06 (26-27)
1.06	at Washington, 9/19/10 (17-18)
1.50	at Oakland, 11/21/16 (20-30)
1.57	at Seattle, 10/29/17 (21-33)
2	vs. Tennessee, 11/28/10 (12-24)
2.06	vs. Baltimore, 12/21/14 (16-33)

### RUSHING TOUCHDOWNS

<b>Season</b>	
20	2010
19	2012

## REGULAR SEASON TEAM RECORDS

18	2011
16	2008
	2004

### Game

4	vs. New England, 12/1/13
3	13x - last: at Jacksonville, 12/7/14

### Season, Opponent

21	2005
18	2008
17	2009
16	2010
	2006

### Game, Opponent

5	at Seattle, 10/16/05
4	at Atlanta, 10/4/15
	vs. Jacksonville, 9/27/09
	vs. Jacksonville, 12/24/05

### 100-YARD RUSHING GAMES BY AN INDIVIDUAL

### Season

11	2011
8	2014
	2010
7	2012
5	2008
	2004

### Season, Opponent

10	2005
7	2004
	2003
6	2007
5	2008
	2002

### CONSECUTIVE GAMES WITH A RUSHING TOUCHDOWN

### Texans

7	at Oakland 10/3/10 – at N.Y. Jets 11/21/10 vs. Tennessee 11/28/04 – at Buffalo 9/11/05
6	at Tennessee 10/23/11 – vs. Atlanta 12/4/11
5	vs. Tennessee 9/30/12 – vs. Buffalo 11/4/12 vs. Carolina 12/18/11 – at Jacksonville 9/16/12 at Oakland 12/3/06 – vs. Cleveland 12/31/06

### Opponent

6	at Pittsburgh 9/7/08 – vs. Detroit 10/19/08 at Baltimore 11/27/17 – vs. Pittsburgh 12/25/17
5	at Philadelphia 12/2/10 – vs. Jacksonville 1/2/11 at Washington 9/19/10 – vs. Kansas City 10/17/10 at Buffalo 11/1/09 – at Jacksonville 12/6/09 at Dallas 10/15/06 – at Jacksonville 11/12/06 at Jacksonville 11/6/05 – at Baltimore 12/4/05 at New Orleans 9/14/03 – vs. N.Y. Jets 10/19/03



# REGULAR SEASON TEAM RECORDS

## PASSING

### NET YARDS PASSING

#### Most, Season

4,654	2009
4,267	2008
4,144	2010
3,833	2015
3,830	2012

#### Most, Game

504	vs. Jacksonville (OT), 11/18/12
468	at Washington (OT), 9/19/10
408	at Green Bay, 12/7/08
403	vs. Oakland, 10/9/11
385	vs. Cincinnati, 10/18/09

#### Fewest, Season

2,225	2002
2,237	2005
2,655	2003
2,778	2006
3,176	2016

#### Fewest, Game

-5	at Oakland, 12/3/06
6	vs. Indianapolis, 10/23/05
10	at Pittsburgh, 12/8/02
25	at Buffalo, 9/11/05
29	at San Diego, 9/15/02

#### Most Allowed, Season

4,280	2010
4,167	2018
3,890	2014
3,799	2017
3,712	2003
3,682	2007

#### Most Allowed, Game

464	vs. Indianapolis (OT), 9/30/18
462	at Philadelphia, 12/23/18
446	at Seattle, 10/29/17
421	at Tennessee, 10/12/03
419	at Detroit (OT), 11/22/12
	vs. Indianapolis, 9/12/10

#### Fewest Allowed, Season

3,035	2011
3,123	2013
3,141	2002
3,226	2016
3,336	2015

#### Fewest Allowed, Game

31	at Jacksonville, 12/26/04
52	at Jacksonville, 9/16/12

83	vs. Jacksonville, 12/18/16
86	at Tennessee, 10/29/06
89	vs. Jacksonville, 12/30/18

#### Most, Season, Both Teams

8,424	2010
8,141	2009
7,948	2018
7,756	2015
7,690	2008
7,643	2017

#### Most, Game, Both Teams

876	Texans 504 vs. Jacksonville 378 (OT), 11/18/12
871	Texans 468 at Washington 403 (OT), 9/19/10
839	Texans 375 at Indianapolis 464 (OT), 9/30/18
813	Texans 367 at Seattle 446, 10/29/17
788	Texans 367 at Tennessee 421, 10/12/03
771	Texans 309 at Philadelphia 462, 12/23/18

#### Fewest, Season, Both Teams

5,366	2002
5,758	2005
6,222	2006
6,367	2003
6,541	2011

#### Fewest, Game, Both Teams

153	Texans 122 at Jacksonville 31, 12/26/04
172	Texans 29 at San Diego 143, 9/15/02
184	Texans -5 at Oakland 189, 12/3/06
189	Texans 25 at Buffalo 164, 9/11/05
218	Texans 93 at New England 125, 12/14/06

### GROSS YARDS PASSING

#### Most, Season

4,803	2009
4,474	2008
4,370	2010
4,183	2013
4,165	2018

#### Most, Game

527	vs. Jacksonville (OT), 11/18/12
497	at Washington (OT), 9/19/10
416	vs. Oakland, 10/9/11
414	vs. Green Bay, 12/7/08
402	at Seattle, 10/29/17

#### Fewest, Season

2,636	2002
2,661	2005
2,841	2003
3,032	2006
3,418	2016

#### Fewest, Game

32	at Oakland, 12/3/06
33	at Pittsburgh, 12/8/02

## REGULAR SEASON TEAM RECORDS

48	vs. Indianapolis, 10/23/05
64	at Tampa Bay, 12/14/03
70	at Buffalo, 9/18/05
<b>Most Allowed, Season</b>	
4,499	2010
4,477	2018
4,141	2014
3,999	2017
3,881	2012
3,878	2007
<b>Most Allowed, Game</b>	
471	at Philadelphia, 12/23/18
464	at Indianapolis (OT), 9/30/18
452	at Seattle, 10/29/17
441	at Detroit (OT), 11/22/12
433	vs. Indianapolis, 9/12/10
<b>Fewest Allowed, Season</b>	
3,310	2013
3,322	2011
3,378	2002
3,424	2016
3,598	2008
<b>Fewest Allowed, Game</b>	
54	at Jacksonville, 12/26/04
76	at Jacksonville, 9/16/12
87	at Tennessee, 10/29/06
92	at Jacksonville, 12/18/16
97	vs. Jacksonville, 10/30/11

### PASS ATTEMPTS

<b>Most, Season</b>	
633	2013
619	2015
593	2009
583	2016
574	2010
<b>Most, Game</b>	
62	vs. Baltimore (OT), 12/13/10
58	at Carolina, 9/20/15
	at Jacksonville, 12/5/13
57	at Atlanta, 10/4/15
55	vs. Jacksonville (OT), 11/18/12
54	at Tennessee Titans, 12/19/10
	at N.Y. Jets, 11/26/06
<b>Fewest, Season</b>	
439	2003
447	2002
449	2005
467	2011
471	2004
<b>Fewest, Game</b>	
9	vs. Indianapolis, 10/23/05

10	at Pittsburgh, 12/8/02
14	at Oakland, 12/3/06
15	at Tampa Bay, 11/13/11
	vs. Cleveland, 12/31/06
<b>Most, Season, Opponent</b>	
594	2018
581	2012
548	2009
547	2010
553	2015
546	2007
<b>Most, Game, Opponent</b>	
62	at Indianapolis (OT), 9/30/18
61	at Detroit (OT), 11/22/12
58	at Pittsburgh, 12/8/02
57	vs. Indianapolis, 9/12/10
55	at Miami, 12/27/09
<b>Fewest, Season, Opponent</b>	
469	2005
471	2008
484	2013
501	2017
502	2003
<b>Fewest, Game, Opponent</b>	
11	at San Diego, 10/28/07
15	at San Francisco, 10/6/13
	at Tennessee, 10/29/06
16	vs. St. Louis, 10/13/13
18	at Minnesota, 11/2/08
	at Pittsburgh, 9/7/08

### PASS COMPLETIONS

<b>Most, Season</b>	
399	2009
371	2013
367	2008
365	2010
358	2015
<b>Most, Game</b>	
43	vs. Jacksonville (OT), 11/18/12
39	at N.Y. Jets, 11/26/06
38	at Washington (OT), 9/19/10
35	at Tennessee, 12/19/10
	at Arizona, 10/11/09
<b>Fewest, Season</b>	
235	2002
248	2003
270	2005
286	2004
288	2011
<b>Fewest, Game</b>	
3	at Pittsburgh, 12/8/02

## REGULAR SEASON TEAM RECORDS

6 vs. Indianapolis, 10/23/05

at San Diego, 9/15/02

7 at Oakland, 12/3/06

8 vs. Pittsburgh, 12/25/17

### Most, Season, Opponent

385 2018

363 2014

361 2007

354 2010

344 2009

2004

### Most, Game, Opponent

40 vs. Indianapolis, 9/12/10

vs. Indianapolis (OT), 9/30/18

36 vs. Minnesota, 10/10/04

35 at Philadelphia, 12/23/18

at Miami, 12/27/09

34 at Indianapolis, 11/8/09

### Fewest, Season, Opponent

279 2011

281 2002

287 2013

294 2008

297 2003

### Fewest, Game, Opponent

6 at San Francisco, 10/6/13

7 at San Diego, 10/28/07

at Tennessee, 10/29/06

8 vs. Tennessee, 12/29/02

9 at Jacksonville, 9/16/12

## TOUCHDOWN PASSES

### Most, Season

29 2015

2009

28 2017

26 2018

24 2007

2010

22 2014

2012

### Most, Game

6 vs. Tennessee, 11/30/14

5 vs. Miami, 10/25/18

vs. Kansas City, 10/8/17

vs. Jacksonville (OT), 11/18/12

4 at Seattle, 10/29/17

vs. Tennessee, 10/1/17

at Denver, 9/23/12

at Cincinnati, 10/18/09

at Tennessee, 9/20/09

vs. Tennessee, 10/21/07

### Most, Season, Opponent

33 2010

32 2004

30 2017

29 2013

2012

### Most, Game, Opponent

6 vs. Green Bay, 10/14/12

5 at Indianapolis, 11/14/04

vs. Minnesota (OT), 10/10/04

vs. New England, 9/24/17

4 12x - last: at Philadelphia 12/23/18

## CONSECUTIVE GAMES WITH A PASSING TOUCHDOWN

### Texans

16 at Jacksonville 11/14/10 – vs. Jacksonville 10/30/11

15 at New England 9/9/18 - at Philadelphia 12/23/18

14 vs. Baltimore 12/21/14 – at Buffalo 12/06/15

12 at Indianapolis 11/8/09 – at Oakland 10/3/10

at Jacksonville 10/14/07 – vs. Jacksonville 12/30/07

10 vs. Pittsburgh 9/18/05 – at Indianapolis 11/13/05

### Opponent

22 at Oakland 9/14/14 – at Miami 10/25/15

20 at Tennessee 12/3/17 - at Philadelphia 12/23/18

12 vs. Cleveland 1/2/05 – vs. St. Louis 11/27/05

## FIRST DOWNS

## FIRST DOWNS

### Most, Season

360 2010

341 2012

340 2009

2008

335 2015

### Most, Game

39 vs. Jacksonville (OT), 11/18/12

33 vs. Tennessee, 10/1/17

30 vs. Tampa Bay, 9/27/15

at Indianapolis (OT), 9/30/18

29 at Cleveland, 11/15/14

vs. Seattle, 9/29/13

at Tennessee, 10/23/11

at Washington (OT), 9/19/10

vs. New England, 1/3/10

vs. Detroit, 10/19/08

### Fewest, Season

208 2002

237 2003

## REGULAR SEASON TEAM RECORDS

243	2005
282	2006
295	2007
<b>Fewest, Game</b>	
3	at Pittsburgh, 12/8/02
7	at Tampa Bay, 12/14/03
	at Jacksonville, 12/7/03
	at San Diego, 9/15/02
	vs. New England, 12/13/15
<b>Most Allowed, Season</b>	
352	2010
348	2005
336	2003
329	2014
325	2007
<b>Most Allowed, Game</b>	
34	at Indianapolis, 9/17/06
33	at Indianapolis, 12/23/07
31	at Seattle, 10/16/05
30	4x - last: vs. Philadelphia, 11/2/14
<b>Fewest Allowed, Season</b>	
270	2011
272	2016
281	2015
282	2013
291	2002
292	2012
<b>Fewest Allowed, Game</b>	
6	vs. Jacksonville, 12/30/18
	at Jacksonville, 12/26/04
8	at Chicago, 11/11/12
	vs. Oakland, 10/4/09
9	vs. Tennessee, 10/1/17
	at Jacksonville, 9/16/12
	vs. Tennessee, 11/28/10
	at Buffalo, 11/1/09
	vs. Jacksonville, 12/18/16
<b>Most, Season, Both Teams</b>	
712	2010
642	2014
640	2009
	2008
633	2012
<b>Most, Game, Both Teams</b>	
58	Texans 30 vs. Indianapolis 28 (OT), 9/30/18
56	Texans 39 vs. Jacksonville 17 (OT), 11/18/12
55	Texans 26 at Detroit 29 (OT), 11/22/12
	Texans 27 vs. Indianapolis 28, 11/29/09
53	Texans 29 at Browns 24, 11/16/14
<b>Fewest, Season, Both Teams</b>	
499	2002
573	2003

589	2013
591	2011
	2005
<b>Fewest, Game, Both Teams</b>	
21	Texans 13 at Chicago 8, 11/11/12
23	Texans 9 at Jacksonville 14, 11/27/11
	Texans 10 at Indianapolis 13, 12/1/02
	Texans 7 at San Diego 16, 9/15/02
24	Texans 16 vs. Oakland 8, 10/4/09
	Texans 13 vs. Dallas 11, 9/8/02

### RUSHING FIRST DOWNS

<b>Most, Season</b>	
131	2011
118	2010
114	2012
108	2014
106	2008
	2006
<b>Most, Game</b>	
16	at Jacksonville, 9/16/12
15	vs. Indianapolis, 9/12/10
14	vs. Cleveland, 11/6/11
	at Tennessee, 10/23/11
	vs. Indianapolis, 12/24/06
<b>Fewest, Season</b>	
59	2002
86	2017
	2003
89	2005
90	2013
	2015
<b>Fewest, Game</b>	
1	at New York Jets, 12/15/18
	vs. Tennessee, 11/1/15
	vs. Minnesota, 12/23/12
	vs. Tennessee, 11/23/09
	vs. Tampa Bay, 12/9/07
	vs. Tennessee, 10/21/07
	at Dallas, 10/15/06
	at Pittsburgh, 12/8/02
<b>Most, Season, Opponent</b>	
130	2003
123	2005
116	2002
115	2006
114	2008
<b>Most, Game, Opponent</b>	
19	at Seattle, 10/16/05
16	at Cincinnati, 11/9/03
15	vs. Jacksonville, 1/2/11



# REGULAR SEASON TEAM RECORDS

vs. Kansas City, 11/20/05

at Washington, 12/22/02

## Fewest, Season, Opponent

73 2011

76 2018

79 2015

87 2016

88 2017

2013

## Fewest, Game, Opponent

1 vs. Arizona, 11/19/17

at New England, 9/24/17

vs. Jacksonville, 1/3/16

at Tennessee, 12/27/15

vs. Baltimore, 12/21/14

at Tennessee, 10/26/14

vs. Tennessee, 11/28/10

vs. Oakland, 10/4/09

at Carolina, 9/16/07

## PASSING FIRST DOWNS

## Most, Season

231 2009

222 2010

210 2015

2008

205 2012

202 2018

## Most, Game

26 vs. Jacksonville (OT), 11/18/12

23 at Indianapolis (OT), 9/30/18

Washington (OT), 9/19/10

21 vs. Baltimore (OT), 12/13/10

at Cincinnati, 10/18/09

20 vs. Seattle, 9/29/13

at Tennessee, 12/19/10

## Fewest, Season

119 2002

127 2003

142 2005

156 2006

171 2014

## Fewest, Game

1 at Pittsburgh, 12/8/02

vs. Indianapolis, 9/22/02

2 at Oakland, 12/3/06

3 at Tampa Bay, 12/14/03

4 8x - last: vs. New England, 12/13/15

## Most, Season, Opponent

211 2010

206 2014

200 2018

197 2007

194 2004

188 2005

## Most, Game, Opponent

23 at Indianapolis (OT), 9/30/18

21 vs. Kansas City, 10/8/17

at Detroit (OT), 11/22/12

at Indianapolis, 11/16/08

at Indianapolis, 9/17/06

vs. Minnesota (OT), 10/10/04

## Fewest, Season, Opponent

155 2002

157 2016

158 2013

166 2011

167 2008

2012

## Fewest, Game, Opponent

2 at Jacksonville, 12/26/04

4 6x, last vs. Jacksonville, 12/30/18

## FIRST DOWNS BY PENALTY

## Most, Season

47 2017

37 2018

35 2015

34 2014

30 2016

2002

## Most, Game

8 vs. Jacksonville, 9/10/17

6 vs. Cincinnati, 11/3/02

5 8x, last: vs. Indianapolis, 12/9/18

## Fewest, Season

9 2007

12 2005

14 2011

16 2009

19 2013

## Most, Season, Opponent

37 2017

2005

36 2013

34 2014

2009

31 2012

2011

## Most, Game, Opponent

7 at Jacksonville, 12/5/13

6 vs. Indianapolis, 10/8/15

at Indianapolis, 12/22/11

# REGULAR SEASON TEAM RECORDS

at Indianapolis, 11/8/09

## Fewest, Season, Opponent

19	2008
20	2002
21	2007
	2004

## FIELD GOALS

### FIELD GOALS

#### Most, Season

37	2018
35	2016
32	2011
31	2012
30	2014
29	2008
27	2010

#### Fewest, Season

17	2004
	2002
18	2003
19	2006
20	2017
21	2009

#### Most Attempted, Season

42	2018
41	2016
38	2012
	2011
35	2014
	2013
34	2005

#### Fewest Attempted, Season

22	2003
24	2004
	2002
25	2017
	2006
27	2015

#### Most Attempted, Game

7	at Miami, 9/7/03
6	vs. Baltimore, 12/21/14
	vs. Indianapolis, 12/16/12
5	10x - last: at New York Jets, 12/15/18

#### Most Converted, Game

6	vs. Baltimore, 12/21/14
5	5x, last at New York Jets, 12/15/18

#### Consecutive Games Scoring Field Goals

19	9/22/13 - 10/5/14
17	10/23/11 - 10/21/12

15	11/1/10 - 10/9/11
10	11/13/05 - 9/17/06

#### Most Field Goals Made, Season, Opponent

33	2017
30	2013
	2011
28	2007
	2005
	2003

#### Fewest Field Goals Made, Season, Opponent

19	2014
20	2015
	2009
21	2012
	2010
22	2004

#### Most Field Goals Attempted, Season, Opponent

36	2011
35	2017
	2013
	2003
34	2002

#### Fewest Field Goals Attempted, Season, Opponent

22	2014
23	2009
24	2012
26	2018, 2015
27	2010

#### Most Field Goals Attempted, Game, Opponent

8	vs. Tennessee, 10/21/07*
5	7x - last: at Kansas City, 10/08/17

#### Most Field Goals Converted, Game, opponent

8	vs. Tennessee, 10/21/07*
5	4x last; at Kansas City 10/08/17

\* NFL record.

#### Most Field Goals Converted, Game, Both Teams

9	Texans 5 vs. Miami 4, 10/7/07
8	Texans 0 vs. Tennessee 8*, 10/21/07

\* NFL record.

## PUNTING

### PUNTS

#### Most, Season

116	2002
97	2003
96	2015
92	2017
88	2013
	2012

#### Most, Game

# REGULAR SEASON TEAM RECORDS

11	at Jacksonville, 12/17/17
	at Indianapolis, 12/1/02
10	6x - last: at Tennessee, 12/2/12
<b>Fewest, Season</b>	
53	2008
55	2007
63	2010
67	2009
72	2016
<b>Fewest, Game</b>	
1	at Washington, 11/18/18
	at Buffalo, 11/1/09
	vs. Miami, 10/7/07
2	29x - last: vs. Tennessee, 10/1/17
<b>Most Punts, Season, opponent</b>	
101	2015
98	2002
92	2012
91	2013
<b>Most Punts, Game, Opponent</b>	
11	vs. Oakland, 11/17/13
10	at San Francisco, 1/1/06
	at San Diego, 9/15/02
<b>Fewest Punts, Season, Opponent</b>	
59	2007
63	2005
65	2006
67	2010
	2008
<b>Fewest Punts, Game, Opponent</b>	
0	vs. Jacksonville, 10/14/07
	vs. Indianapolis, 10/23/05
1	5x - last: at Indianapolis, 11/16/08
<b>Most Punts, Season, Both Teams</b>	
214	2002
197	2015
180	2012
179	2013
173	2017
172	2003
167	2014
<b>Most Punts, Game, Both Teams</b>	
20	Texans 9 vs. Oakland 11, 11/17/13
	Texans 11 at Indianapolis 9, 12/1/02
	Texans 10 at San Diego 10, 9/15/02
19	Texans 10 at Jacksonville 9, 11/27/11
	Texans 10 vs. Dallas 9, 9/8/02
<b>Fewest Punts, Season, Both Teams</b>	
114	2007
120	2008
130	2010
140	2005

141	2006
<b>Fewest Punts, Game, Both Teams</b>	
2	Texans 2 at Jacksonville 0, 10/14/07
3	Texans 2 at Indianapolis 1, 11/16/08
	Texans 1 vs. Miami 2, 10/7/07
	Texans 2 at Indianapolis 1, 12/24/06

## PUNT YARDS

<b>Most Yards, Season</b>	
4,720	2002
4,533	2015
4,507	2017
4,189	2013
4,150	2012
4,028	2003
<b>Most Yards, Game</b>	
518	at Jacksonville, 12/17/17
489	at Tennessee, 12/2/12
442	vs. Oakland, 11/17/13
440	at Cincinnati, 9/14/17
436	at Jacksonville, 11/27/11
435	at Indianapolis, 12/1/02
<b>Fewest Yards, Season</b>	
2,240	2008
2,296	2007
2,650	2010
2,866	2009
2,990	2005
<b>Fewest Yards, Game</b>	
30	at Washington, 11/18/18
39	at Buffalo, 11/1/09
47	vs. Miami, 10/7/07
59	vs. Cincinnati, 10/26/08
	vs. Carolina, 12/18/11
64	vs. Jacksonville, 12/24/05
<b>Most Yards, Season, Opponent</b>	
4,693	2015
4,176	2012
4,161	2013
3,896	2011
3,892	2002
<b>Most Yards, Game, Opponent</b>	
540	vs. Oakland, 11/17/13
470	at Jacksonville, 9/16/12
449	vs. Jacksonville, 12/30/18
427	at Tennessee, 12/27/15
	vs. Oakland, 10/4/09
413	vs. Buffalo, 9/28/14
<b>Fewest Punting Yards, Season, Opponent</b>	
2,528	2005
2,535	2007
2,880	2004

## REGULAR SEASON TEAM RECORDS

2,930	2010
2,949	2006
<b>Fewest Punting Yards, Game, Opponent</b>	
0	vs. Jacksonville, 10/14/07
	vs. Indianapolis, 10/23/05
39	vs. Pittsburgh, 9/18/05
41	at Seattle, 10/16/05
45	at Indianapolis, 9/14/06
<b>Highest Punting Average, Season</b>	
49	2017, 92 punts
47.6	2013, 88 punts
47.5	2016, 72 punts
47.2	2015, 96 punts
47.2	2012, 88 punts
45.8	2014, 84 punts
44	2011, 74 punts
<b>Lowest Punting Average, Season</b>	
38.8	2005, 77 punts
40.7	2002, 116 punts
41.2	2004, 73 punts
41.5	2003, 97 punts
41.6	2006, 76 punts
<b>Highest Punting Average, Game (Minimum 4 punts)</b>	
58.9	at Arizona, 11/10/13, 7 punts
58.5	at New England, 9/24/17, 4 punts
54.5	vs. Indianapolis, 10/9/14, 4 punts
54.2	at Denver, 9/23/12, 5 punts
53.0	vs. Seattle, 10/29/17, 5 punts
52.8	vs. Atlanta, 12/4/11, 5 punts
<b>Highest Punting Average, Season, Opponent</b>	
47.3	2017, 81 punts
46.9	2011, 83 punts
46.8	2009, 76 punts
46.7	2018, 80 punts
46.5	2015, 101 punts
<b>Lowest Punting Average, Game (Minimum 4 punts)</b>	
30.7	at Chicago, 12/19/04, 7 punts
33.8	at Indianapolis, 11/14/04, 4 punts
34.2	at Jacksonville, 11/12/06, 5 punts
34.3	at Cleveland, 11/25/07, 4 punts
34.7	vs. Jacksonville, 11/17/02, 6 punts
<b>Highest Punting Average, Game, Opponent (Minimum 4 punts)</b>	
56.8	at Oakland, 12/3/06, 4 punts
	at Dallas, 10/15/06, 4 punts
53.9	at Carolina, 9/20/15, 7 punts
53.4	vs. Oakland, 10/4/09, 8 punts
52.8	at San Diego, 10/28/07, 5 punts
<b>Lowest Punting Average, Season, Opponent</b>	
39.7	2002, 98 punts
40.1	2005, 63 punts
41.7	2004, 69 punts
	2003, 75 punts

43	2007, 59 punts
<b>Lowest Punting Average, Game, Opponent (Minimum 4 punts)</b>	
25.7	at Washington, 12/22/02, 7 punts
31.2	at San Francisco, 1/1/06, 10 punts
31.3	vs. New England, 11/23/03, 4 punts
33	vs. Cleveland, 10/30/05, 4 punts
34	at Cleveland, 11/25/07, 5 punts

## PUNT RETURNS

### PUNT RETURN TOUCHDOWNS

#### Most Touchdowns, Punt Returns

2	2008	Jacoby Jones 73 yards vs. Cincinnati, 10/26/08; Jacoby Jones 70 vs. Miami, 10/12/08
1	2013	Keshawn Martin 87 vs. Oakland, 11/17/13
	2011	Jacoby Jones 79 vs. Indianapolis, 9/11/11
	2002	Avion Black 76 vs. Baltimore, 12/15/02
	2016	Will Fuller V 67 vs. Tennessee, 10/2/16

#### Most Touchdowns, Punt Returns, Opponent

1	2017	Tyreek Hill 82 yards vs. Kansas City, 10/8/17
	2013	Tandon Doss 76 at Baltimore, 9/22/13
	2012	Marcus Thigpen 72 vs. Miami, 9/9/12
	2008	Johnnie Lee Higgins 80 at Oakland, 12/21/08
	2006	Adam Jones 53 at Tennessee, 10/29/06
	2005	Adam Jones 52 at Tennessee, 12/11/05
	2003	Dante Hall 73 vs. Kansas City, 9/21/03

### PUNT RETURNS

#### Most, Season

53	2002
52	2015
51	2011
45	2009
42	2013

#### Most, Game

7	vs. Oakland, 11/17/13
	at Jacksonville, 11/27/11
	vs. Oakland, 10/4/09
	at Baltimore, 12/4/05
6	vs. Jacksonville, 12/30/18
	at Carolina, 9/20/15
	at Jacksonville, 9/16/12

#### Fewest, Season

23	2006
30	2005
32	2008
33	2007
34	2014

#### Most Returns, Season, Opponent

60	2015
58	2002



# REGULAR SEASON TEAM RECORDS

49	2017
48	2016
	2012

## Most Returns, Game, Opponent

7	2x last; vs. Cincinnati 12/24/16
6	12x - last, at Denver, 11/4/18

## Fewest Punt Returns, Season, Opponent

19	2007
21	2008
24	2009
29	2010
30	2004

## PUNT RETURN YARDS

### Most Yards, Season

529	2011
512	2002
449	2009
414	2012
386	2008

### Most Yards, Game

125	vs. Oakland, 11/17/13
100	at Arizona, 10/11/09
92	vs. Baltimore, 12/15/02
91	at Jacksonville, 11/27/11
	vs. Indianapolis, 9/11/11

### Fewest Yards, Season

208	2014
223	2005
235	2010
242	2006
266	2003

### Fewest Yards, Game

-12	vs. Detroit, 10/19/08
-6	at Denver, 11/7/04
-4	at Tennessee, 12/2/07
-3	2x last; at Indianapolis, 12/31/17

### Most Punt Return Yards, Season, Opponent

612	2015
608	2017
530	2013
483	2012
477	2016

### Most Punt Return Yards, Game, Opponent

100	at Minnesota, 10/09/16
98	vs. Cincinnati, 9/14/17
93	at Baltimore, 9/22/13
83	vs. Kansas City, 10/08/17
82	vs. Pittsburgh, 12/25/17

### Fewest Punt Return Yards, Season, Opponent

104	2009
151	2007

219	2005
233	2010
235	2008

## Fewest Punt Return Yards, Game, Opponent

-4	vs. Oakland, 10/4/09
-3	at Pittsburgh, 9/7/08
-2	at San Diego, 9/15/02
-1	at Indianapolis, 12/1/02

## PUNT RETURN AVERAGE

### Highest Average, Season

12.1	2008
10.9	2016
10.89	2012
10.52	2006
10.37	2011
9.98	2009

### Highest Average, Game (Minimum 4 returns)

21.75	vs. Miami, 10/12/08
20	at Arizona, 10/11/09
18.25	at Buffalo, 11/1/09
17.86	vs. Oakland, 11/17/13
16.75	at Tennessee, 12/2/12

### Lowest Average, Season

6.12	2014
6.65	2010
6.71	2003
7.25	2015
7.43	2005
8.23	2004

### Lowest Average, Game (Minimum 4 returns)

0.8	vs. San Francisco, 12/10/17
1.8	vs. Tennessee (OT), 9/15/13
2.25	vs. Baltimore, 10/21/12
2.5	at Tampa Bay, 11/13/11
3.0	2x; vs. Kansas City, 9/18/16

### Highest punt return Average, Season, opponent

12.41	2017
12.38	2014
12.32	2013
11.19	2008
10.2	2015

### Highest punt return Average, Game, Opponent (Minimum 4 returns)

19.8	vs. Kansas City, 10/8/17
17.25	at Jacksonville, 10/27/02
16.8	at Indianapolis, 12/20/15
16.4	vs. Pittsburgh, 12/25/17
16.3	at Cincinnati, 9/14/2017
16	vs. Indianapolis, 9/22/02

### Lowest Punt Return Average, Season, Opponent

4.33	2009
5.66	2002

## REGULAR SEASON TEAM RECORDS

6.64	2005
7.5	2018
7.64	2006
7.95	2007
<b>Lowest Punt Return Average, Game, Opponent (Minimum 4 returns)</b>	
-0.3	at San Diego, 9/15/02
-0.2	at Indianapolis, 12/1/02
1	at Jacksonville, 11/27/11
1.4	vs. Dallas, 9/8/02
2.1	vs. Cincinnati, 12/24/16

### KICKOFF RETURNS

#### KICKOFF RETURN TOUCHDOWNS

<b>Most Touchdowns, Kickoff Returns, Season</b>	
4	2007
2	2005
1	2009
<b>Most Touchdowns, Kickoff Returns, Game</b>	
2	André Davis 104 and 97 yards vs. Jacksonville, 12/30/2007
1	Jacoby Jones 95 vs. Oakland, 10/4/09
	André Davis 97 vs. Tampa Bay, 12/9/07
	Jerome Mathis 84 vs. Indianapolis, 9/23/07
	Jerome Mathis 99 vs. Kansas City, 10/23/05
	Jerome Mathis 89 vs. Indianapolis, 10/23/05
<b>Most Touchdowns, Kickoff Returns, Season, Opponent</b>	
2	2012
1	2013
	2010
	2006
	2004
	2002
<b>Most Touchdowns, Kickoff Returns, Game, Opponent</b>	
1	Marqise Lee 100 yards vs. Jacksonville, 12/18/16
	Deji Karim 101 yards at Indianapolis, 12/30/12
	Joe McKnight 100 at N.Y. Jets, 10/8/12
	David Reed 103 vs. Baltimore (OT), 12/13/10
	Ellis Hobbs 93 at New England, 12/17/06
	Eddie Drummond 99 at Detroit, 9/19/04
	André Davis 95 at Cleveland, 10/20/02

#### KICKOFF RETURNS

<b>Most, Season</b>	
84	2005
80	2003
77	2002
74	2007
72	2008
<b>Most, Game</b>	
8	4x - last: at Indianapolis, 11/16/08

7	20x - last: at N.Y. Jets, 11/21/10
<b>Fewest, Season</b>	
18	2015
20	2018, 2014
27	2017
29	2011
44	2012
51	2013
<b>Most Returns, Season, Opponent</b>	
73	2008
72	2010
71	2009
69	2007
62	2012
<b>Most Returns, Game, Opponent</b>	
7	7x - last: vs. Baltimore, 10/21/12
<b>Fewest Returns, Season, Opponent</b>	
27	2017
33	2018
39	2013
40	2015
45	2014
46	2011

#### KICKOFF RETURN YARDS

<b>Most Yards, Season</b>	
2,173	2005
1,961	2007
1,700	2003
1,609	2006
1,550	2008
<b>Most Yards, Game</b>	
278	vs. Kansas City, 11/20/05
266	vs. Indianapolis, 10/23/05
234	vs. Jacksonville, 12/30/07
233	vs. Indianapolis, 9/23/07
207	at Indianapolis, 11/16/08
<b>Fewest Yards, Season</b>	
422	2014
430	2015
487	2018
558	2017
730	2011
953	2012
1,257	2013
<b>Most Return Yards, Season, Opponent</b>	
1,741	2010
1,630	2008
1,597	2009
1,595	2012
1,593	2007
<b>Most Return Yards, Game, Opponent</b>	

## REGULAR SEASON TEAM RECORDS

233	vs. Baltimore (OT), 12/13/10
201	vs. Baltimore, 10/21/12
199	vs. Oakland, 10/3/04
191	vs. Miami, 10/7/07
189	at Buffalo, 11/1/09
<b>Fewest Return Yards, Season, Opponent</b>	
547	2017
682	2018
977	2015
1,004	2013
1,030	2011
1,135	2016
1,149	2003

### KICKOFF RETURN AVERAGE

#### Highest Average, Season

26.5	2007
25.9	2005
25.2	2011
24.7	2013
24.4	2018

#### Highest Average, Game (Minimum 4 returns)

46.8	vs. Jacksonville, 12/30/07
38.0	vs. Indianapolis, 10/23/05
35.4	vs. Cleveland, 10/30/05
34.8	vs. Kansas City, 11/20/05
33.3	vs. Indianapolis, 9/23/07

#### Lowest Average, Season

18.6	2016
19.8	2010
19.9	2002
20.7	2017
21.0	2004

#### Lowest Average, Game (Minimum 4 returns)

11.8	at Cincinnati, 12/11/11
12.7	at N.Y. Jets, 11/21/11
13.3	vs. Jacksonville, 12/24/05
13.5	at Detroit, 9/19/04
13.7	at Jacksonville, 10/14/07

#### Highest Return Average, Season, Opponent

26.0	2014
25.7	2013
	2012
24.4	2015
24.2	2010

#### Highest Return Average, Game, Opponent (Minimum 4 returns)

42.5	at Indianapolis, 12/30/12
42.0	at Cleveland, 10/20/02
39.3	at Detroit, 9/19/04
38.8	vs. Baltimore (OT), 12/13/10
36.3	vs. Tennessee, 10/9/05

#### Lowest Return Average, Season, Opponent

20.26	2017
20.7	2018
21.68	2005
21.71	2003
22.23	2002
22.33	2008
22.39	2011

#### Lowest Return Average, Game, Opponent (Minimum 4 returns)

13.0	vs. Buffalo, 11/4/12
14.3	at Jacksonville, 10/30/11
15.0	vs. Green Bay, 11/21/04
15.8	vs. Dallas, 9/8/02
16.0	at Green Bay, 12/7/08

## FUMBLES

### FUMBLES

#### Most Fumbles, Season

34	2002
30	2005
28	2008
	2006
26	2007
25	2017

#### Most Fumbles, Game

6	at Green Bay, 12/7/08
5	at Baltimore, 12/4/05
	at Jacksonville, 11/6/05
4	11x - last: vs. Arizona, 11/19/17

#### Most Fumbles, Season, Opponent

27	2009
26	2018
24	2014
	2007
	2005
23	2012
	2002

#### Most Fumbles, Game, Opponent

5	at Chicago, 12/19/04
4	7x - last: at New England, 9/24/17

### FUMBLES LOST

#### Most Fumbles Lost, Season

17	2007
14	2002
12	2008
	2006
11	2017, 2011, 2009, 2008, 2006, 2005, 2004

#### Most Fumbles Lost, Game

3	at Atlanta, 10/4/15
---	---------------------

## REGULAR SEASON TEAM RECORDS

at Cincinnati, 12/11/11

at Green Bay, 12/7/08

vs. Tennessee, 10/21/07

at Tennessee, 10/29/06

vs. Jacksonville, 9/10/17

### Most Fumbles Lost, Season, Opponent

14 2018

2014

2012

2007

13 2009

11 2015

2006

2002

### Most Fumbles Lost, Game, Opponent

3 vs. Kansas City, 9/18/16

at Tennessee, 12/27/15

at Tennessee, 12/2/12

vs. Oakland, 10/4/09

at Jacksonville, 10/14/07

at Oakland, 12/3/06

at Pittsburgh, 12/8/02

## FUMBLE RECOVERY TOUCHDOWNS

### Most Touchdowns, Fumble Recovery, Season

3 2007

2004

2 2017

2009

2006

### Most Touchdowns, Fumble Recovery, Game

1 Jadeveon Clowney 0 at Indianapolis (OT), 9/30/18

Lamarr Houston 24 vs. Indianapolis, 11/5/17

Jadeveon Clowney 22 at New England, 9/24/17

Quintin Demps 33 at Tennessee, 12/27/15

J.J. Watt 45 vs. Indianapolis, 10/9/14

Wade Smith 0 (own) at Baltimore, 10/16/11

Bernard Pollard 0 vs. New England, 1/3/10

Dominique Barber 48 (own) vs. N.Y. Jets, 9/13/09

DeMeco Ryans 26 vs. Tennessee, 10/21/07

Kevin Walter 0 at Carolina, 9/16/07

Mario Williams 38 vs. Kansas City, 9/9/07

Anthony Maddox 47 vs. Cleveland, 12/31/06

Demarcus Faggins 58 at Oakland, 12/3/06

Antwan Peek 66 at Jacksonville, 12/26/04

Charlie Anderson 60 at Chicago, 12/19/04

Jamie Sharper 16 vs. Oakland, 10/3/04

Kenny Wright 40 at Pittsburgh, 12/8/02

### Most Touchdowns, Fumble Recovery, Season, Opponent

2 2015

2013

2007

2006

### Most Touchdowns, Fumble Recovery, Game, Opponent

2 at Atlanta, 10/4/15

## INTERCEPTIONS

### INTERCEPTIONS

### Most Interceptions Thrown, Season

22 2013

21 2007

20 2008

18 2003

17 2017

2009

### Most Interceptions Thrown, Game

4 vs. Baltimore, 11/9/08

at San Diego, 10/28/07

vs. New England, 12/17/06

### Fewest Interceptions Thrown, Season

9 2018, 2011

12 2010

12 2015

### Most Interceptions Thrown, Season, Opponent

22 2004

20 2014

17 2011

15 2018, 2012

### Most Interceptions Thrown, Game, Opponent

4 at Tennessee, 10/01/17

at Jacksonville, 11/12/06

at Tennessee, 10/17/04

### Fewest Interceptions Thrown, Season, Opponent

7 2013

2005

10 2002

11 2016

2017

2007

2006

## INTERCEPTION RETURN YARDS

### Most Interception Return Yards, Season

483 2014

393 2004

333 2012

252 2018

212 2009

205 2003

### Most Interception Return Yards, Game

135 at Pittsburgh, 12/8/02



## REGULAR SEASON TEAM RECORDS

118 vs. Tennessee, 9/30/12

109 at Washington, 11/18/18

102 at Kansas City, 9/26/04

100 vs. Tennessee, 11/30/14

95 vs. Tennessee, 12/21/03

### Most Interception Return Yards, Season, Opponent

400 2017

357 2013

294 2009

277 2002

267 2007

225 2005

### Most Interception Return Yards, Game, Opponent

106 vs. Cincinnati, 11/3/02

103 vs. St. Louis, 10/13/13

99 at Tennessee, 9/21/08

98 at Seattle, 10/29/17

96 at San Diego, 10/28/07

## INTERCEPTION RETURNS FOR TOUCHDOWN

### Most Interceptions Returned for a Touchdown, Season

4 2014

3 2018

2012

2 2017

2015

2004

2002

### Most Interceptions Returned for a Touchdown, Game

2 vs. Tennessee, 9/30/12

at Pittsburgh, 12/8/02

### Most Interceptions Returned for a Touchdown, Season, Opponent

5 2013

3 2009

2005

2003

2 2017

2010

### Most Interceptions Returned for a Touchdown, Game, Opponent

1 24x - last: at Seattle, 10/29/17

## TOTAL TURNOVERS

## TAKEAWAYS

### Most Takeaways, Season

34 2014 (20 int., 14 fum. recoveries)

30 2004 (22 int., 8 fum. recoveries)

29 2018 (15 int., 14 fum. recoveries)

2012 (15 int., 14 fum. recoveries)

27 2009 (14 int., 13 fum. recoveries)

27 2011 (17 int., 10 fum. recoveries)

### Fewest Takeaways, Season

11 2013 (7 int., 4 fum. recoveries)

16 2005 (7 int., 9 fum. recoveries)

18 2010 (13 int., 5 fum. recoveries)

21 2002 (10 int., 11 fum. recoveries)

### Most Takeaways, Game

6 at Tennessee, 12/2/12 (3 int., 3 fum. recoveries)

5 at Pittsburgh, 12/8/02 (2 int., 3 fum. recoveries)

vs. Jacksonville, 9/28/03 (3 int., 2 fum. recoveries)

vs. Oakland, 10/3/04 (3 int., 2 fum. recoveries)

at Oakland, 12/3/06 (2 int., 3 fum. recoveries)

at Cleveland, 11/23/08 (3 int., 2 fum. recoveries)

## GIVEAWAYS

### Most Giveaways, Season

38 2007 (21 int., 17 fum.)

32 2008 (20 int., 12 fum.)

31 2013 (22 int., 9 fum.)

29 2002 (15 int., 14 fum.)

28 2018 (17 int., 11 fum.)

2009 (17 int., 11 fum.)

### Fewest Giveaways, Season

16 2018 (9 int., 7 fum.)

17 2012 (13 int., 4 fum.)

18 2010 (12 int., 6 fum.)

20 2015 (12 int., 8 fum.)

20 2011 (9 int., 11 fum.)

22 2014 (13 int., 9 fum.)

### Most Giveaways, Game

6 vs. Tennessee, 10/21/07 (3 int., 3 fum.)

5 at San Diego, 10/28/07 (4 int., 1 fum.)

at Tennessee (OT), 10/29/06 (2 int., 3 fum.)

at Buffalo, 9/11/05 (3 int., 2 fum.)

4 at Los Angeles, 11/12/17 (2 int., 2 fum.)

vs. Jacksonville, 9/11/17 (1 int., 3 fum.)

## SAFETIES

## SAFETIES

### Season

3 2002

2 2009

1 2017

2014

2013

2012

2016

### Season, Opponent

2 2003

# REGULAR SEASON TEAM RECORDS

2002

## Game

1	vs. Cleveland, 10/15/17
	vs. Jacksonville, 12/18/16
	vs. Jacksonville, 12/28/14
	vs. Tennessee, 9/15/13
	vs. Baltimore, 10/21/12
	at Jacksonville, 12/6/09
	vs. Oakland, 10/4/09
	vs. Baltimore, 12/15/02
	vs. N.Y. Giants, 11/24/02
	vs. Dallas, 9/8/02

## Game, Opponent

2	at Buffalo, 11/16/03
1	at Indianapolis, 12/31/17
	vs. Cincinnati, 11/23/14
	at Indianapolis, 12/15/13
	at Denver, 9/23/12
	vs. Baltimore, 11/9/08
	at Chicago, 12/19/04
	at Washington, 12/22/02
	at Jacksonville, 10/27/02

## PENALTIES

## PENALTIES

## Most Penalties, Season

136	2002
124	2017
121	2003
112	2013
108	2012
107	2015
106	2005
	2004

## Most Penalties, Game

14	at Jacksonville, 12/17/17
	at Indianapolis, 12/15/13
	at Jacksonville, 12/5/13
	at Baltimore, 9/22/13
	at Indianapolis, 12/1/02
13	vs. Indianapolis, 10/8/15
	at Indianapolis, 11/8/09
	at Seattle, 10/16/05

## Fewest Penalties, Season

80	2008
82	2007
87	2017
90	2010
	2006

94 2014

## Fewest Penalties, Game

1	vs. Tennessee, 9/30/12
	vs. Oakland, 10/4/09
	at Oakland, 12/21/08
	vs. Miami, 10/12/08
	vs. Indianapolis, 10/5/08
	at Pittsburgh, 12/8/02

## Most Penalties, Season, Opponent

123	2004
122	2017
117	2018
116	2015
114	2016
105	2010
	2005

## Most Penalties, Game, Opponent

14	at Cincinnati, 10/2/05
13	vs. Oakland, 10/3/04
	vs. Buffalo, 10/13/02
12	4x, last; vs. Buffalo 10/14/18

## Fewest Penalties, Season, Opponent

81	2008
	2007
88	2011
90	2012
92	2009

## Fewest Penalties, Game, Opponent

0	vs. New England, 12/1/13
1	at N.Y. Jets, 11/26/06
	vs. Cleveland, 10/30/05

## Most Penalties, Season, Both Teams

238	2002
229	2004
223	2015
222	2018
217	2003
215	2013

## Most Penalties, Game, Both Teams

24	Texans 14 at Baltimore 10, 9/22/13
24	Texans 11 vs. Buffalo 13, 10/13/02
23	Texans 9 at Cincinnati 14, 10/2/05
	Texans 14 at Indianapolis, 12/1/02

## Fewest Penalties, Season, Both Teams

161	2008
163	2007
186	2006
187	2011
	2009

## Fewest Penalties, Game, Both Teams

2	Texans 2 vs. New England 0, 12/1/13
3	Texans 1 at Oakland 2, 12/21/08

# REGULAR SEASON TEAM RECORDS

4	Texans 1 at Tennessee 3, 12/27/15
4	Texans 2 at Jacksonville 2, 9/28/08
5	Texans 1 vs. Miami 4, 10/12/08

## PENALTY YARDS

### Most Yards Penalized, Season

1,138	2013
1,050	2017
1,011	2002
961	2003
928	2004
910	2015

### Most Yards Penalized, Game

177	at Jacksonville, 12/5/13
129	vs. Indianapolis, 11/29/09
127	at Jacksonville, 12/17/17
	vs. Tennessee, 12/14/08
125	vs. Indianapolis, 10/8/15
124	vs. Indianapolis, 12/11/16
114	at Indianapolis, 12/15/13

### Fewest Yards Penalized, Season

636	2007
664	2008
690	2010
761	2006
787	2018

### Fewest Yards Penalized, Game

3	vs. Tennessee, 9/30/12
5	vs. Oakland, 10/4/09
	vs. Miami, 10/12/08
	vs. Indianapolis, 10/5/08
10	at Tennessee, 9/21/08

### Most Yards Penalized, Season, Opponent

1,128	2017
991	2015
979	2004
955	2002

945	2018
863	2012

### Most Yards Penalized, Game, Opponent

128	vs. Buffalo, 10/13/02
126	vs. Washington, 9/24/06
120	at Seattle, 10/29/17
117	2x - last: at Cincinnati, 10/2/05
105	at Philadelphia, 12/28/18
104	vs. Buffalo, 10/14/18

### Fewest Yards Penalized, Season, Opponent

614	2007
659	2008
686	2011
728	2009
767	2003

### Fewest Yards Penalized, Game, Opponent

0	vs. New England, 12/1/13
5	at N.Y. Jets, 11/26/06
	vs. Cleveland, 10/30/05
9	vs. N.Y. Jets, 10/19/03
10	vs. Chicago, 12/28/08
	at New England, 12/17/06

### Most Yards Penalized, Season, Both Teams

2,178	2017
1,966	2002
1,947	2013
1,907	2004
1,901	2015
1,736	2012

### Most Yards Penalized, Game, Both Teams

234	Texans 177 at Jacksonville 57, 12/5/13
207	Texans 90 at Cincinnati 117, 10/2/05
203	Texans 75 vs. Buffalo 128, 10/13/02
200	Texans 113 at Baltimore 87, 9/22/13
197	Texans 80 vs. Dallas 117, 9/8/02

# REGULAR SEASON TEAM RECORDS

## ATTENDANCE

### ATTENDANCE

#### TOP 10 HOME ATTENDANCE

Attendance	Date	Opponent	Result
72,008	10/7/2018	Dallas	W, 19-16, (OT)
71,993	9/11/2016	Chicago	W, 23-14
71,908	12/13/2015	New England	L, 27-6
71,899	1/3/2016	Jacksonville	W, 30-6
71,897	11/27/2016	San Diego	L, 21-13
71,891	10/16/2016	Indianapolis	W, 26-23, (OT)
71,890	9/18/2016	Kansas City	W, 19-12
71,882	10/30/2016	Detroit	W, 20-13
71,848	12/30/2018	Jacksonville	W, 20-3
71,842	12/25/2017	Pittsburgh	L, 34-6

#### TOP 10 ROAD ATTENDANCE

Attendance	Date	Opponent	Result
91,159	10/5/2014	Dallas	L, 20-17, (OT)
88,240	9/19/2010	Washington	W, 30-27
79,088	10/8/2012	N.Y. Jets	W, 23-17
78,843	11/21/2010	N.Y. Jets	L, 30-27
78,485	11/5/2006	N.Y. Giants	L, 14-10
77,982	12/15/2018	N.Y. Jets	W, 29-22
77,875	12/5/2004	N.Y. Jets	L, 29-7
77,867	12/4/2016	Green Bay	L, 21-13
77,462	9/21/2014	N.Y. Giants	L, 30-17
77,433	9/26/2004	Kansas City	W, 24-21

#### OVERALL HOME ATTENDANCE

Year	Games	Total	Average
2002	8	559,322	69,915
2003	8	563,748	70,468
2004	8	565,192	70,649
2005	8	562,397	70,300

2006	8	561,469	70,184
2007	8	564,159	70,520
2008	8	563,364	70,421
2009	8	564,864	70,608
2010	8	568,643	71,081
2011	8	571,969	71,496
2012	8	573,321	71,665
2013	8	573,271	71,659
2014	8	574,132	71,767
2015	8	574,159	71,769
2016	8	574,947	71,868
2017	8	574,197	71,774
2018	8	574,439	71,805

#### OVERALL ROAD ATTENDANCE

Year	Games	Total	Average
2002	8	502,400	62,800
2003	8	497,942	62,242
2004	8	544,857	68,107
2005	8	532,541	66,568
2006	8	524,974	65,622
2007	8	515,869	64,483
2008	8	512,254	64,032
2009	8	484,976	60,622
2010	8	539,982	67,498
2011	8	487,733	60,967
2012	8	540,654	67,582
2013	8	530,412	66,302
2014	8	541,851	67,732
2015	8	524,655	65,581
2016	8	480,790	60,099
2017	8	506,250	63,281
2018	8	538,041	67,255



# POSTSEASON INDIVIDUAL RECORDS

## TOTAL OFFENSE

### YARDS FROM SCRIMMAGE (RUSHING, RECEIVING)

<b>Career</b>	
663	Arian Foster, 2009-15
358	Andre Johnson, 2003-14
243	Lamar Miller, 2016-18
238	DeAndre Hopkins, 2015-18
227	Owen Daniels, 2006-13
<b>Season</b>	
336	Arian Foster, 2011
327	Arian Foster, 2012
201	Andre Johnson, 2011
<b>Game</b>	
182	Arian Foster vs. Cincinnati, 1/7/12 (WC)
174	Arian Foster vs. Cincinnati, 1/5/13 (WC)
154	Arian Foster at Baltimore, 1/15/12 (Div)
153	Arian Foster at New England, 1/13/13 (Div)
111	Andre Johnson at Baltimore, 1/15/12 (Div)
<b>Game, Opponent</b>	
154	Marlon Mack vs. Indianapolis Colts, 1/5/19 (WC)
131	Wes Welker at New England, 1/13/13 (Div)
128	Travis Kelce vs. Kansas City, 1/9/16 (WC)
124	Shane Vereen at New England, 1/13/13 (Div)

### COMBINED NET YARDS GAINED (RUSHING, RECEIVING, RETURNS)

<b>Career</b>	
663	Arian Foster, 2009-15
396	Danieal Manning, 2011-12
358	Andre Johnson, 2003-14
<b>Season</b>	
336	Arian Foster, 2011
327	Arian Foster, 2012
263	Danieal Manning, 2012
<b>Game</b>	
216	Danieal Manning at New England, 1/13/13 (Div)
182	Arian Foster vs. Cincinnati, 1/7/12 (WC)
174	Arian Foster vs. Cincinnati, 1/5/13 (WC)
154	Arian Foster at Baltimore, 1/15/12 (Div)
153	Arian Foster at New England, 1/13/13 (Div)
<b>Game, Opponent</b>	
154	Marlon Mack vs. Indianapolis Colts, 1/5/19 (WC)
131	Wes Welker at New England, 1/13/13 (Div)
128	Travis Kelce vs. Kansas City, 1/9/16 (WC)
124	Shane Vereen at New England, 1/13/13 (Div)
103	Adam Jones vs. Cincinnati, 1/5/13 (WC)

### COMBINED ATTEMPTS

<b>Career</b>	
128	Arian Foster, 2009-15

67	Lamar Miller, 2016-18
25	Andre Johnson, 2003-14
22	Owen Daniels, 2006-13
<b>Season</b>	
69	Arian Foster, 2012
59	Arian Foster, 2011
18	Owen Daniels, 2012
<b>Game</b>	
40	Arian Foster vs. Cincinnati, 1/5/13 (WC)
32	Arian Foster at Baltimore, 1/15/12 (Div)
29	Arian Foster at New England, 1/13/13 (Div)
<b>Game, Opponent</b>	
26	Marlon Mack vs. Indianapolis Colts, 1/7/19 (WC)
25	Ray Rice at Baltimore, 1/15/12 (Div)
16	Spencer Ware vs. Kansas City 1/9/16 (WC)
16	Stevan Ridley at New England, 1/13/13 (Div)

## RUSHING

### RUSHING ATTEMPTS

<b>Career</b>	
105	Arian Foster, 2009-15
55	Lamar Miller, 2016-18
<b>Season</b>	
54	Arian Foster, 2012
51	Arian Foster, 2011
<b>Game</b>	
32	Arian Foster vs. Cincinnati, 1/5/13 (WC)
31	Lamar Miller vs. Oakland, 1/7/17 (WC)
27	Arian Foster at Baltimore, 1/15/12 (Div)
<b>Game, Opponent</b>	
24	Marlon Mack vs. Indianapolis Colts, 1/5/19 (WC)
21	Ray Rice at Baltimore, 1/15/12 (Div)
16	Spencer Ware vs. Kansas City, 1/9/16 (WC)

### RUSHING YARDS GAINED

<b>Career</b>	
515	Arian Foster, 2009-15
165	Lamar Miller, 2016-18
113	Alfred Blue, 2015-18
<b>Season</b>	
285	Arian Foster, 2011
230	Arian Foster, 2012
<b>Game</b>	
153	Arian Foster vs. Cincinnati, 1/7/12 (WC)
140	Arian Foster vs. Cincinnati, 1/5/13 (WC)
132	Arian Foster at Baltimore, 1/15/12 (Div)
<b>Game, Opponent</b>	
148	Marlon Mack vs. Indianapolis Colts, 1/5/19 (WC)
82	Stevan Ridley at New England, 1/13/13 (Div)
67	Spencer Ware vs. Kansas City, 1/9/16 (WC)

## POSTSEASON INDIVIDUAL RECORDS

63 BenJarvus Green-Ellis vs. Cincinnati, 1/5/13 (WC)

### Games, 100 or More Yards Rushing

3 Arian Foster, 2009-15

### Consecutive Games, 100 or More Yards

3 Arian Foster, 1/7/12 - 1/5/13

### Longest Run From Scrimmage

49 Alfred Blue vs. Kansas City, 1/9/16(WC)

42t Arian Foster vs. Cincinnati, 1/7/12 (WC)

### Longest Run From Scrimmage, Opponent

29 BenJarvus Green-Ellis vs. Cincinnati, 1/5/13 (WC)

23 Spencer Ware vs. Kansas City 1/9/16 (WC)

## RUSHING AVERAGE GAIN

### Career (50 attempts)

4.9 Arian Foster, 2009-15 (105-515)

3.0 Lamar Miller, 2016-18 (55-165)

### Season (25 attempts)

5.6 Arian Foster, 2011 (51-285)

4.3 Arian Foster, 2012 (54-230)

### Game (10 attempts)

6.4 Arian Foster vs. Cincinnati, 1/7/12 (WC) (24-153)

5.8 Alfred Blue vs. Kansas City, 1/9/16 (WC) (17-99)

### Game, Opponent (10 attempts)

6.2 Marlan Mack vs. Indianapolis, 1/5/19 (WC) (24-148)

5.7 BenJarvus Green-Ellis vs. Cincinnati, 1/5/13 (WC) (11-63)

5.5 Stevan Ridley at New England, 1/13/13 (15-82)

## RUSHING TOUCHDOWNS

### Career

5 Arian Foster, 2009-15

### Season

3 Arian Foster, 2011

### Game

2 Arian Foster vs. Cincinnati, 1/7/12 (WC)

### Game, Opponent

1 7x - last: by Marlon Mack vs. Indianapolis, 1/5/19 (WC)

## PASSING

### PASSER RATING

### Career (50 attempts)

87.5 Matt Schaub, 2007-13

63.9 Brock Osweiler, 2016

### Season (25 attempts)

87.5 Matt Schaub, 2012

69.7 Deshaun Watson, 2018

63.9 Brock Osweiler, 2016

### Season, Rookie (25 Attempts)

53.8 T.J. Yates, 2011

### Game (20 attempts)

97.7 T.J. Yates vs. Cincinnati, 1/7/12 (WC)

90.6 Matt Schaub at New England, 1/13/13 (Div)

90.1 Brock Osweiler vs. Oakland, 1/7/17 (WC)

### Game, Opponent (20 attempts)

115.0 Tom Brady at New England, 1/13/13 (Div)

98.7 Alex Smith vs. Kansas City, 1/9/16 (WC)

## PASSING ATTEMPTS

### Career

89 Matt Schaub, 2007-13

65 Brock Osweiler, 2016

49 Deshaun Watson, 2018

### Season

89 Matt Schaub, 2012

65 Brock Osweiler, 2016

49 Deshaun Watson, 2018

### Season, Rookie

55 T.J. Yates, 2011

### Game

51 Matt Schaub at New England, 1/13/13 (Div)

49 Deshaun Watson vs. Indianapolis, 1/5/19 (WC)

40 Brock Osweiler at New England, 1/14/17 (Div)

38 Matt Schaub vs. Cincinnati, 1/5/13 (WC)

### Game, Opponent

45 Connor Cook vs. Oakland, 1/7/17 (WC)

42 Andy Dalton vs. Cincinnati, 1/7/12 (WC)

40 Tom Brady at New England, 1/13/13 (Div)

## PASS COMPLETIONS

### Career

63 Matt Schaub, 2007-13

37 Brock Osweiler, 2016

### Season

63 Matt Schaub, 2012

37 Brock Osweiler, 2016

### Season, Rookie

28 T.J. Yates, 2011

### Game

34 Matt Schaub at New England, 1/13/13 (Div)

29 Deshaun Watson vs. Indianapolis, 1/5/19 (WC)

Matt Schaub vs. Cincinnati, 1/5/13 (WC)

23 Brock Osweiler at New England, 1/14/17 (Div)

### Game, Opponent

27 Andy Dalton vs. Cincinnati, 1/7/12 (WC)

25 Tom Brady at New England, 1/13/13 (Div)

19 Andrew Luck vs. Indianapolis, 1/5/19 (WC)

18 Tom Brady at New England, 1/14/17 (Div)

18 Connor Cook vs. Oakland, 1/7/17 (WC)

### Consecutive Completions

8 Matt Schaub at New England, 1/13/13 (Div)

5 Matt Schaub vs. Cincinnati, 1/5/13 (WC)

5 T.J. Yates, 1/7/12 - 1/15/12

### Consecutive Completions, Opponent

7 Alex Smith vs. Kansas City, 1/9/16 (WC)

7 Andy Dalton vs. Cincinnati, 1/7/12 (WC)

# POSTSEASON INDIVIDUAL RECORDS

## PASSING COMPLETION PERCENTAGE

### Career (50 attempts)

70.8	Matt Schaub, 2007-13
56.9	Brock Osweiler, 2016

### Season (25 attempts)

70.8	Matt Schaub, 2012
59.2	Deshaun Watson, 2018
56.9	Brock Osweiler, 2016

### Season, Rookie (25 attempts)

50.9	T.J. Yates, 2011
------	------------------

### Game (20 attempts)

76.3	Matt Schaub vs. Cincinnati, 1/5/13 (WC) (29-38)
66.7	Matt Schaub at New England, 1/13/13 (Div) (34-51)
59.2	Deshaun Watson vs. Indianapolis, 1/5/19 (WC) (29-49)
57.5	Brock Osweiler at New England, 1/14/17 (Div) (23-40)

### Game, Opponent (20 attempts)

77.3	Alex Smith vs. Kansas City, 1/9/16 (WC)
------	---

## PASSING YARDS GAINED

### Career

605	Matt Schaub, 2007-13
365	Brock Osweiler, 2016

### Season

605	Matt Schaub, 2012
365	Brock Osweiler, 2016

### Season, Rookie

343	T.J. Yates, 2011
-----	------------------

### Game

343	Matt Schaub at New England, 1/13/13 (Div)
262	Matt Schaub vs. Cincinnati, 1/5/13 (WC)
235	Deshaun Watson vs. Indianapolis, 1/5/19 (WC)
197	Brock Osweiler at New England, 1/14/17 (Div)

### Game, Opponent

344	Tom Brady at New England, 1/13/13 (Div)
287	Tom Brady at New England, 1/14/17 (Div)

### Longest Pass Completion

40	T.J. Yates to Andre Johnson vs. Cincinnati, 1/7/12 (WC) (TD)
38	Brock Osweiler to DeAndre Hopkins vs. Oakland, 1/7/17 (WC)

## PASSING AVERAGE GAIN

### Average Gain, Career (50 attempts)

6.80	Matt Schaub, 2007-13 (89-605)
6.24	T.J. Yates, 2011-12 (55-343)

### Average Gain, Season (25 attempts)

6.80	Matt Schaub, 2012 (89-605)
6.24	T.J. Yates, 2011 (55-343)

### Average Gain, Season, Rookie (25 attempts)

6.24	T.J. Yates, 2011 (55-343)
------	---------------------------

### Average Gain, Game (20 attempts)

7.95	T.J. Yates vs. Cincinnati, 1/7/12 (WC) (20-159)
6.89	Matt Schaub vs. Cincinnati, 1/5/13 (WC) (38-262)

6.73	Matt Schaub at New England, 1/13/13 (Div) (51-343)
------	--

### Average Gain, Game, Opponent (20 attempts)

8.64	Alex Smith vs. Kansas City, 1/9/16 (WC)
8.60	Tom Brady at New England, 1/13/13 (Div) (40-344)
7.55	Tom Brady at New England, 1/14/17 (Div) (18-287)

## PASSING TOUCHDOWNS

### Career

2	Matt Schaub, 2007-13
2	Brock Osweiler, 2016

### Season

2	Matt Schaub, 2012
2	Brock Osweiler, 2016

### Season, Rookie

1	T.J. Yates, 2011
---	------------------

### Game

2	Matt Schaub at New England, 1/13/13 (Div)
1	Deshaun Watson vs. Indianapolis, 1/5/19 (WC)
1	T.J. Yates vs. Cincinnati, 1/7/12 (WC)
1	Brock Osweiler vs. Oakland, 1/7/17 (WC)
1	Brock Osweiler vs. New England, 1/14/17 (Div)

### Game, Opponent

3	Tom Brady at New England, 1/13/13 (Div)
2	Andrew Luck vs. Indianapolis, 1/5/19 (WC)
2	Tom Brady at New England, 1/14/17 (Div)
2	Joe Flacco at Baltimore, 1/15/12 (Div)

## PASSES HAD INTERCEPTED

### Career

4	Brian Hoyer, 2015
3	Brock Osweiler, 2016
3	T.J. Yates, 2011-12

### Season

4	Brian Hoyer, 2015
3	Brock Osweiler, 2016
3	T.J. Yates, 2011

### Game

4	Brian Hoyer vs. Kansas City, 1/9/16 (WC)
3	T.J. Yates at Baltimore, 1/15/12 (Div)
3	Brock Osweiler at New England, 1/14/17 (Div)

### Game, Opponent

3	Andy Dalton vs. Cincinnati, 1/7/12 (WC)
3	Connor Cook vs. Oakland, 1/7/17 (WC)
2	Tom Brady at New England, 1/14/17 (Div)

### Consecutive Passes without an Interception

55	Matt Schaub, 1/5/13 - 1/13/13
26	T.J. Yates, 1/7/12 - 1/15/12

### Attempts, No Interceptions, Game

25	Brock Osweiler vs. Oakland, 1/7/17 (WC)
20	T.J. Yates vs. Cincinnati, 1/7/12 (WC)

### Attempts, No Interceptions, Game, Opponent

40	Tom Brady at New England, 1/13/13 (Div)
27	Joe Flacco at Baltimore, 1/15/12 (Div)

# POSTSEASON INDIVIDUAL RECORDS

## TIMES SACKED

### Career

3 Deshaun Watson, 2018

3 Brian Hoyer, 2015

3 Brock Osweiler, 2016

### Season

3 Deshaun Watson, 2018

3 Brian Hoyer, 2015

3 Brock Osweiler, 2016

### Game

3 Deshaun Watson vs. Indianapolis, 1/5/19 (WC)

3 Brian Hoyer vs. Kansas City, 1/9/16 (WC)

3 Brock Osweiler at New England, 1/14/17 (Div)

### Game, Opponent

5 Joe Flacco at Baltimore, 1/15/12 (Div)

4 Andy Dalton vs. Cincinnati, 1/7/12 (WC)

## RECEIVING

### RECEPTIONS

### Career

25 Andre Johnson, 2003-14

23 Arian Foster, 2009-15

22 DeAndre Hopkins, 2015-18

22 Owen Daniels, 2006-13

### Season

18 Owen Daniels, 2012

15 Arian Foster, 2012

13 Andre Johnson, 2011

12 Andre Johnson, 2012

### Game

11 Keke Coutee vs. Indianapolis, 1/5/19 (WC)

9 Owen Daniels at New England, 1/13/13 (Div)

9 Owen Daniels vs. Cincinnati, 1/5/13 (WC)

8 Lamar Miller vs. Indianapolis, 1/5/19 (WC)

8 Andre Johnson at New England, 1/13/13 (Div)

8 Arian Foster vs. Cincinnati, 1/5/13 (WC)

8 Andre Johnson at Baltimore, 1/15/12 (Div)

### Game, Opponent

8 Julian Edelman at New England, 1/14/17 (Div)

8 Wes Welker at New England, 1/13/13 (Div)

8 Travis Kelce vs. Kansas City, 1/9/16 (WC)

### RECEIVING YARDS GAINED

### Career

358 Andre Johnson, 2003-14

238 DeAndre Hopkins, 2015-18

227 Owen Daniels, 2006-13

### Season

201 Andre Johnson, 2011

172 Owen Daniels, 2012

157 Andre Johnson, 2012

### Game

111 Andre Johnson at Baltimore, 1/15/12 (Div)

110 Keke Coutee vs. Indianapolis, 1/5/19 (WC)

95 Andre Johnson at New England, 1/13/13 (Div)

91 Owen Daniels vs. Cincinnati, 1/5/13 (WC)

### Game, Opponent

137 Julian Edelman at New England, 1/14/17 (Div)

131 Wes Welker at New England, 1/13/13 (Div)

128 Travis Kelce vs. Kansas City, 1/9/16 (WC)

### Games, 100 or More Yards, Career

1 Andre Johnson, 2003-12

1 Keke Coutee, 2018

### Games, 100 or More Yards, Season

1 Andre Johnson, 2011

1 Keke Coutee, 2018

### Longest Reception

40 Andre Johnson vs. Cincinnati, 1/7/12 (WC) (TD)

38 DeAndre Hopkins vs. Oakland, 1/7/17 (WC)

28 Arian Foster at New England, 1/13/13 (Div)

### Longest Reception, Opponent

48 Travis Kelce vs. Kansas City, 1/9/16 (WC)

48 Julian Edelman at New England, 1/14/17 (Div)

47 Wes Welker at New England, 1/13/13 (Div)

## RECEIVING AVERAGE GAIN

### Average Gain, Career (10 receptions)

14.3 Andre Johnson, 2003-14 (25-358)

10.8 DeAndre Hopkins, 2015-18 (22-238)

10.3 Owen Daniels, 2006-13 (22-227)

10.0 Keke Coutee, 2018 (11-110)

### Average Gain, Season (4 receptions)

15.5 Andre Johnson, 2011 (13-201)

14.2 C.J. Fiedorowicz, 2016 (5-71)

13.8 Owen Daniels, 2011 (4-55)

### Average Gain, Game (3 receptions)

18.0 Andre Johnson vs. Cincinnati, 1/7/12 (WC) (5-90)

15.7 DeVier Posey at New England, 1/13/13 (Div) (3-47)

15.5 Andre Johnson vs. Cincinnati, 1/5/13 (WC) (4-62)

## RECEIVING TOUCHDOWNS

### Career

1 Keke Coutee, 2018

C.J. Fiedorowicz, 2014-17

Arian Foster, 2009-15

DeAndre Hopkins, 2015-18

Andre Johnson, 2003-14

DeVier Posey, 2012-14

### Season

1 Keke Coutee, 2018

C.J. Fiedorowicz, 2015



## POSTSEASON INDIVIDUAL RECORDS

Arian Foster, 2012

**DeAndre Hopkins, 2016**

Andre Johnson, 2011

DeVier Posey, 2012

### Game

1	Keke Coutee vs. Indianapolis, 1/5/19 (WC)
	C.J. Fiedorowicz at New England, 1/14/17 (Div)
	Arian Foster at New England, 1/13/13 (Div)
	DeAndre Hopkins vs. Oakland, 1/7/17 (WC)
	Andre Johnson vs. Cincinnati, 1/7/12 (WC)
	DeVier Posey at New England, 1/13/13 (Div)

### Game, Opponent

2	Shane Vereen at New England, 1/13/13 (Div)
---	--

## PUNTING

### PUNTS

### Career

22	Shane Lechler, 2013-17
10	Matt Turk, 2007-11

### Season

17	Shane Lechler, 2016
10	Matt Turk, 2011
8	Donnie Jones, 2012

### Game

9	Shane Lechler vs. Oakland, 1/7/17 (WC)
8	Shane Lechler at New England, 1/14/17 (Div)

### Game, Opponent

10	Marquette King vs. Oakland, 1/7/17 (WC)
9	Sam Koch at Baltimore, 1/15/12 (Div)

### Longest Punt

63	Shane Lechler at New England, 1/14/17 (Div)
<b>60</b>	<b>Trevor Daniel vs. Indianapolis, 1/5/19 (WC)</b>
56	Matt Turk vs. Cincinnati, 1/7/12 (WC)
56	Matt Turk vs. Cincinnati, 1/7/12 (WC)
56	Shane Lechler vs. Oakland, 1/7/17 (WC)

### Longest Punt, Opponent

64	Sam Koch at Baltimore, 1/15/12 (Div)
64	Zoltan Mesko at New England, 1/13/13 (Div)
62	Marquette King vs. Oakland, 1/7/17 (WC)
55	Ryan Allen at New England, 1/14/17 (Div)
55	Kevin Huber vs. Cincinnati, 1/7/12 (WC)
55	Sam Koch at Baltimore, 1/15/12 (Div)

### PUNT AVERAGE

### Career (8 punts)

45.1	Matt Turk, 2007-11 (10-451)
44.6	Shane Lechler, 2013-17 (22-983)
38.5	Donnie Jones, 2012 (8-308)

### Season (8 punts)

45.1	Matt Turk, 2011 (10-451)
------	--------------------------

44.4 Shane Lechler, 2016 (17-755)

38.5 Donnie Jones, 2012 (8-308)

### Game (4 punts)

50.2	Matt Turk vs. Cincinnati, 1/7/12 (WC) (5-251)
<b>46.8</b>	<b>Trevor Daniel vs. Indianapolis, 1/5/19 (WC) (5-234)</b>
46.0	Shane Lechler vs. Oakland, 1/7/17 (WC) (9-414)

### Game, Opponent (4 punts)

52.8	Zoltan Mesko at New England, 1/13/13 (Div)
49.3	Sam Koch at Baltimore, 1/15/12 (Div)

## PUNTS INSIDE THE 20

### Career

8	Shane Lechler, 2013-17
3	Donnie Jones, 2012
2	Matt Turk, 2007-11
	<b>Trevor Daniel, 2018</b>

### Season

7	Shane Lechler, 2016
3	Donnie Jones, 2012
2	Matt Turk, 2011
	<b>Trevor Daniel, 2018</b>

### Game

4	Shane Lechler vs. Oakland, 1/7/17 (WC)
3	Shane Lechler at New England, 1/14/17 (Div)
<b>2</b>	<b>Trevor Daniel vs. Indianapolis, 1/5/19 (WC)</b>

### Game, Opponent

4	Ryan Allen at New England, 1/14/17 (Div)
3	Dustin Colquitt vs. Kansas City, 1/9/16 (WC)
3	Kevin Huber vs. Cincinnati, 1/5/13 (WC)

## PUNT RETURNS

### PUNT RETURNS

### Career

9	Jacoby Jones, 2007-11
5	Keshawn Martin, 2012

### Season

9	Jacoby Jones, 2011
5	Keshawn Martin, 2012

### Game

6	Jacoby Jones at Baltimore, 1/15/12 (Div)
4	Tyler Ervin vs. Oakland, 1/7/17 (WC)
3	Keshawn Martin at New England, 1/13/13 (Div)
3	Jacoby Jones vs. Cincinnati, 1/7/12 (WC)

### Game, Opponent

5	Jalen Richard vs. Oakland, 1/7/17 (WC)
4	Julian Edelman at New England, 1/14/17 (Div)
4	Frankie Hammond vs. Kansas City, 1/9/16 (WC)

## FAIR CATCHES

### Career

## POSTSEASON INDIVIDUAL RECORDS

3	Keshawn Martin, 2012
3	Keith Mumphrey, 2015
Season	
3	Keith Mumphrey, 2015
3	Keshawn Martin, 2012
Game	
3	Keith Mumphrey vs. Kansas City, 1/9/16 (WC)
3	Keshawn Martin vs. Cincinnati, 1/5/13 (WC)
Game, Opponent	
4	Lardarius Webb at Baltimore, 1/15/12 (Div)
3	Julian Edelman at New England, 1/14/17 (Div)

### PUNT RETURN YARDS GAINED

Career	
34	Will Fuller V, 2016-18
31	Keshawn Martin, 2012
Season	
34	Will Fuller V, 2016
31	Keshawn Martin, 2012
Game	
34	Will Fuller V at New England, 1/14/17 (Div)
23	Tyler Ervin vs. Oakland, 1/7/17 (WC)
17	Keshawn Martin at New England, 1/13/13 (Div)
Game, Opponent	
68	Jalen Richard vs. Oakland, 1/7/17 (WC)
26	Julian Edelman at New England, 1/14/17 (Div)
20	Brandon Tate vs. Cincinnati, 1/7/12 (WC)
Longest Punt Return	
18	Will Fuller V at New England, 1/14/17 (Div)
16	Tyler Ervin vs. Oakland, 1/7/17 (WC)
12	Keshawn Martin at New England, 1/13/13 (Div)

### PUNT RETURN AVERAGE YARDAGE

Career (5 returns)	
6.2	Keshawn Martin, 2012 (5-31)
Season (6 returns)	
6.2	Keshawn Martin, 2012 (5-31)
Game (3 returns)	
5.8	Tyler Ervin vs. Oakland, 1/7/17 (WC) (4-23)
Game, Opponent (3 returns)	
13.6	Jalen Richard vs. Oakland, 1/7/17 (WC) (5-68)
6.7	Brandon Tate vs. Cincinnati, 1/7/12 (WC) (3-20)

### PUNT RETURN TOUCHDOWNS

Game	
None	
Game, Opponent	
None	

## KICKOFF RETURNS

### KICKOFF RETURNS

Kickoff Returns, Career	
10	Danieal Manning, 2011-12
Kickoff Returns, Season	
6	Danieal Manning, 2012
4	Danieal Manning, 2011
Game	
4	Danieal Manning at New England, 1/13/13 (Div)
4	Danieal Manning at Baltimore, 1/15/12 (Div)
Game, Opponent	
4	Adam Jones vs. Cincinnati, 1/5/13 (WC)
3	Dion Lewis at New England, 1/14/17 (Div)

### KICKOFF RETURN YARDS GAINED

Career	
396	Danieal Manning, 2011-12
Season	
263	Danieal Manning, 2012
133	Danieal Manning, 2011
Game	
216	Danieal Manning at New England, 1/13/13 (Div)
133	Danieal Manning at Baltimore, 1/15/12 (Div)
Game, Opponent	
124	Dion Lewis at New England, 1/14/17 (Div)
106	Knile Davis vs. Kansas City, 1/9/16 (WC)
Longest, Game	
94	Danieal Manning at New England, 1/13/13 (Div)
69	Danieal Manning at New England, 1/13/13 (Div)
60	Danieal Manning at Baltimore, 1/15/12 (Div)
Longest, Game, Opponent	
106	Knile Davis vs. Kansas City, 1/9/16 (WC)
98	Dion Lewis at New England, 1/14/17 (Div)

### KICKOFF RETURN AVERAGE YARDAGE

Career	
39.6	Danieal Manning, 2011-12 (10-396)
Season	
43.8	Danieal Manning, 2012 (6-263)
33.3	Danieal Manning, 2011 (4-133)
Game (3 returns)	
54	Danieal Manning at New England, 1/13/13 (Div) (4-216)
33.3	Danieal Manning at Baltimore, 1/15/12 (Div) (4-133)
Game, Opponent (3 returns)	
41.3	Dion Lewis at New England, 1/14/17 (Div) (3-124)

### KICKOFF RETURN TOUCHDOWNS

Game	
None	
Game, Opponent	
106	Knile Davis vs. Kansas City, 1/9/16 (WC)
98	Dion Lewis at New England, 1/14/17 (Div)

## TOTAL RETURN YARDS

## POSTSEASON INDIVIDUAL RECORDS

### TOTAL RETURN YARDS

#### Career

396	Danieal Manning, 2011-12 (p- 0, k- 396, int- 0)
57	Akeem Hunt, 2015-16 (p- 0, k- 57, int- 0)

#### Season

263	Danieal Manning, 2011 (p- 0, k- 263, int- 0)
31	Keshawn Martin, 2012 (p- 31, k- 0, int- 0)

#### Season, Rookie

46	Will Fuller V, 2016 (p- 34, k- 12, int- 0)
31	Keshawn Martin, 2012 (p- 31, k- 0, int- 0)

#### Game

216	Danieal Manning at New England, 1/13/13 (Div) (k- 216)
133	Danieal Manning at Baltimore, 1/15/12 (Div) (k- 133)

#### Game, Opponent

124	Dion Lewis at New England, 1/14/17 (Div) (k- 124)
106	Knile Davis vs. Kansas City, 1/9/16 (WC) (k-106)

### INTERCEPTIONS

#### INTERCEPTIONS

#### Career

2	A.J. Bouye, 2013-16
2	Johnathan Joseph, 2011-18
	Jadeveon Clowney, 2014-18
	Brian Cushing, 2009-17
	Brandon Dunn, 2016-18
	Andre Hal, 2015-18
	Danieal Manning, 2011-12
	Corey Moore, 2015-17
	J.J. Watt, 2011-18

#### Season

2	A.J. Bouye, 2016
1	Johnathan Joseph, 2011, 2012
	Jadeveon Clowney, 2016
	Brian Cushing, 2015
	Brandon Dunn, 2018
	Andre Hal, 2016
	Danieal Manning, 2011
	Corey Moore, 2016
	J.J. Watt, 2011

#### Season, Rookie

1	J.J. Watt, 2011
---	-----------------

#### Game

1	10x - last: Brandon Dunn, 1/5/19 (WC)
---	---------------------------------------

#### Game, Opponent

2	Lardarius Webb at Baltimore, 1/15/12 (Div)
1	11x - last: Kenny Moore II vs. Indianapolis, 1/5/19 (WC)

### INTERCEPTION YARDS GAINED

#### Career

29	J.J. Watt, 2011-18
20	Corey Moore, 2015-17

#### Season

29	J.J. Watt, 2011
20	Corey Moore, 2016

#### Season, Rookie

29	J.J. Watt, 2011
----	-----------------

#### Game

29	J.J. Watt vs. Cincinnati, 1/7/12 (WC)
20	Corey Moore vs. Oakland, 1/7/17 (WC)

#### Game, Opponent

31	Duron Harmon at New England, 1/14/17 (Div)
23	Logan Ryan at New England, 1/14/17 (Div)

#### Longest Return

29t	J.J. Watt vs. Cincinnati, 1/7/12 (WC)
20	Corey Moore vs. Oakland, 1/7/17 (WC)

### INTERCEPTIONS RETURNED FOR TOUCHDOWNS

#### Career

1	J.J. Watt, 2011-18
---	--------------------

#### Season

1	J.J. Watt, 2011
---	-----------------

#### Game

1	J.J. Watt vs. Cincinnati, 1/7/12 (WC)
---	---------------------------------------

#### Game, Opponent

1	Leon Hall vs. Cincinnati, 1/5/13 (WC)
---	---------------------------------------

### SACKS

#### SACKS

#### Career

6.0	Whitney Mercilus 2012-18
5.0	J.J. Watt, 2011-18
5.0	Brooks Reed, 2011-12

#### Season

3.5	J.J. Watt, 2011
3.5	Brooks Reed, 2011
3.0	Whitney Mercilus, 2016
3.0	Whitney Mercilus, 2015
1.5	J.J. Watt, 2012
1.5	Brooks Reed, 2012

#### Season, Rookie

3.5	J.J. Watt, 2011
3.5	Brooks Reed, 2011

#### Game

3	Whitney Mercilus vs. Kansas City, 1/9/16 (WC)
2.5	J.J. Watt at Baltimore, 1/15/12 (Div)
2.5	Brooks Reed at Baltimore, 1/15/12 (Div)

#### Game, Opponent

1	Geno Atkins vs. Cincinnati, 1/7/12 (WC)
1	Reggie Nelson vs. Cincinnati, 1/7/12 (WC)
1	Logan Ryan at New England, 1/14/17 (Div)

# POSTSEASON INDIVIDUAL RECORDS

1	Malcolm Brown at New England, 1/14/17 (Div)
1	Rob Ninkovich at New England, 1/14/17 (Div)

## Consecutive Games, Sack

4	J.J. Watt, 1/7/12 – 1/13/13
4	Brooks Reed, 1/7/12 – 1/13/13

## TACKLES

### TOTAL TACKLES

#### Career

40	Brian Cushing, 2009-17
40	Johnathan Joseph, 2011-18
33	Kareem Jackson, 2011-18
30	Benardrick McKinney, 2015-18
26	J.J. Watt, 2011-18

#### Season

19	Brian Cushing, 2011
16	Danieal Manning, 2011
15	Bradie James, 2012

#### Season, Rookie

14	J.J. Watt, 2011
13	Brooks Reed, 2011

#### Game

13	Brian Cushing vs. Kansas City, 1/9/16 (WC)
12	J.J. Watt at Baltimore, 1/15/12 (Div)

#### Game, Rookie

12	J.J. Watt at Baltimore, 1/15/12 (Div)
8	Brooks Reed at Baltimore, 1/15/12 (Div)

### SOLO TACKLES

#### Solo Tackles, Career

35	Johnathan Joseph, 2011-18
24	Kareem Jackson, 2011-18
22	Brian Cushing, 2009-17
19	J.J. Watt, 2011-18
17	Danieal Manning, 2011-12

#### Solo Tackles, Season

14	Johnathan Joseph, 2016
13	Danieal Manning, 2011
11	J.J. Watt, 2011

#### Solo Tackles, Season, Rookie

11	J.J. Watt, 2011
9	Brooks Reed, 2011

#### Solo Tackles, Game

10	Johnathan Joseph vs. Oakland, 1/7/17 (WC)
9	Brian Cushing vs. Kansas City, 1/9/16 (WC)
9	J.J. Watt at Baltimore, 1/15/12 (Div)
8	Danieal Manning at Baltimore, 1/15/12 (Div)
8	Tyrann Mathieu vs. Indianapolis, 1/5/19 (WC)

#### Solo Tackles, Game, Rookie

9	J.J. Watt at Baltimore, 1/15/12 (Div)
---	---------------------------------------

6	Brooks Reed at Baltimore, 1/15/12 (Div)
---	---

## FUMBLES

### FUMBLES LOST

#### Career

2	Brian Hoyer, 2015
2	Jacoby Jones, 2007-11
2	Tyler Ervin, 2016-17

#### Season

2	Brian Hoyer, 2015
2	Jacoby Jones, 2011
2	Tyler Ervin, 2016

#### Game

2	Brian Hoyer vs. Kansas City, 1/9/16 (WC)
2	Jacoby Jones at Baltimore, 1/15/12 (Div)
2	Tyler Ervin at New England, 1/14/17 (Div)

### FUMBLES FORCED

#### Career

1	A.J. Bouye, 2013-16
1	Jesse Nading, 2008-12
1	Brooks Reed, 2011-14

#### Season

1	A.J. Bouye, 2016
1	Jesse Nading, 2011
1	Brooks Reed, 2011

#### Game

1	4x - last: A.J. Bouye & Akeem Dent at New England, 1/14/17 (Div)
---	--

### OWN FUMBLES RECOVERED

#### Career

1	6x - last: Tyler Ervin, 2016, Brock Osweiler, 2016 and Eddie Pleasant 2012-16
---	---

#### Season

1	Brian Hoyer, 2015
1	Matt Schaub, 2012
1	Jacoby Jones, 2011
1	Tyler Ervin, 2016
1	Brock Osweiler, 2016
1	Eddie Pleasant, 2016

#### Game

1	6x - last: Tyler Ervin, 2016, Brock Osweiler, 2016 and Eddie Pleasant 2012-16 at New England, 1/14/17 (Div)
---	---

### OPPONENTS' FUMBLES RECOVERED

#### Career

1	Eddie Pleasant at New England, 1/14/17 (Div)
---	--

#### Game, Opponent

1	Dontari Poe vs. Kansas City, 1/9/16 (WC)
1	Jimmy Smith at Baltimore, 1/15/12 (Div)



# POSTSEASON INDIVIDUAL RECORDS

1 Dion Lewis at New England, 1/14/17 (Div)

## YARDS RETURNING FUMBLES

### Career

None

### Game, Opponent

4 Jimmy Smith at Baltimore, 1/15/12 (Div)

## FUMBLES RETURNED FOR TOUCHDOWNS

### Career

None

## SCORING

### POINTS

### Career

36 Arian Foster, 2009-15  
21 Shayne Graham, 2012  
19 Nick Novak, 2015-16

### Season

21 Shayne Graham, 2012  
19 Nick Novak, 2016  
18 Arian Foster, 2012  
18 Arian Foster, 2011

### Points, No Touchdowns, Season

21 Shayne Graham, 2012  
19 Nick Novak, 2016  
14 Neil Rackers, 2011

### Points, No Touchdowns, Career

21 Shayne Graham, 2012  
19 Nick Novak, 2015-16  
14 Neil Rackers, 2010-11

### Season, Rookie

6 DeVier Posey, 2012  
Keke Coutee, 2018  
J.J. Watt, 2011

### Game

13 Shayne Graham vs. Cincinnati, 1/5/13 (WC)  
12 Arian Foster at New England, 1/13/13 (Div)  
12 Arian Foster vs. Cincinnati, 1/7/12 (WC)

### Game, Opponent

18 Shane Vereen at New England, 1/13/13 (Div)  
18 Dion Lewis at New England, 1/14/17 (Div)  
12 Cairo Santos vs. Kansas City, 1/9/16 (WC)  
11 Stephen Gostkowski at New England, 1/13/13 (Div)

### Consecutive Games Scoring

4 Arian Foster, 1/7/12 - 1/13/13  
2 Shayne Graham, 1/5/13 - 1/13/13  
2 Neil Rackers, 1/7/12 - 1/15/12  
2 Nick Novak, 1/7/17 - 1/14/17

## TOUCHDOWNS

### Career

6 Arian Foster, 2009-15  
1 8x - last: Keke Coutee vs. Indianapolis Colts 1/5/19 (WC)

### Season

3 Arian Foster, 2012  
3 Arian Foster, 2011

### Season, Rookie

1 DeVier Posey, 2012  
J.J. Watt, 2011

### Game

2 Arian Foster at New England, 1/13/13 (Div)  
2 Arian Foster vs. Cincinnati, 1/7/12 (WC)

### Game, Opponent

3 Dion Lewis at New England, 1/14/17 (Div)  
3 Shane Vereen at New England, 1/13/13 (Div)  
1 12 times, last by J. White at New England, 1/14/17 (Div)

### Game, Rookie

1 DeVier Posey at New England, 1/13/13 (Div)  
Keke Coutee vs. Indianapolis, 1/5/19 (WC)  
J.J. Watt vs. Cincinnati, 1/7/12 (WC)

### Consecutive Games Scoring Touchdowns

4 Arian Foster, 1/7/12 - 1/13/13

## POINTS AFTER TOUCHDOWNS

### Attempted, Career

5 Neil Rackers, 2010-11  
4 Nick Novak, 2015-16  
3 Shayne Graham, 2012

### Attempted, Season

5 Neil Rackers, 2011  
4 Nick Novak, 2016  
3 Shayne Graham, 2012

### Attempted, Game

4 Neil Rackers vs. Cincinnati, 1/7/12 (WC)  
3 Nick Novak vs. Oakland, 1/7/17 (WC)  
2 Shayne Graham at New England, 1/13/13 (Div)

### Attempted, Game, Opponent

5 Stephen Gostkowski at New England, 1/13/13 (Div)  
4 Stephen Gostkowski at New England, 1/14/17 (Div)

### Consecutive Points After Touchdown, Career

5 Neil Rackers, 2010-11  
4 Nick Novak, 2015-16  
3 Shayne Graham, 2012

### Points After Touchdown Percentage, Career

100 Neil Rackers, 2010-11 (5-5)  
Nick Novak, 2015-16 (4-4)  
Shayne Graham, 2012 (3-3)

### Two-Point Conversions, Career

1 Andre Johnson, 2003-14

### Two-Point Conversions, Season

1 Andre Johnson, 2012

### Two-Point Conversion, Game

1 Andre Johnson at New England, 1/13/13 (Div)

### Two-Point Conversion, Game, Opponent

# POSTSEASON INDIVIDUAL RECORDS

None

## FIELD GOALS

### Attempted, Career

6	Shayne Graham, 2012
5	Nick Novak, 2015-16

### Attempted, Season

6	Shayne Graham, 2012
5	Nick Novak, 2016

### Attempted, Game

4	Shayne Graham vs. Cincinnati, 1/5/13 (WC)
3	Nick Novak at New England, 1/14/17 (Div)
3	Neil Rackers at Baltimore, 1/15/12 (Div)

### Field Goals, Career

6	Shayne Graham, 2012
5	Nick Novak, 2015-16

### Field Goals, Season

6	Shayne Graham, 2012
5	Nick Novak, 2016

### Field Goals, Game

4	Shayne Graham vs. Cincinnati, 1/5/13 (WC)
3	Nick Novak at New England, 1/14/17 (Div)

### Field Goals, Game, Opponent

3	Cairo Santos vs. Kansas City, 1/9/16 (WC)
2	Josh Brown vs. Cincinnati, 1/5/13 (WC)
2	Billy Cundiff at Baltimore, 1/15/12 (Div)
2	Stephen Gostkowski at New England, 1/13/13 (Div)
2	Stephen Gostkowski at New England, 1/14/17 (Div)

### Consecutive Games Scoring Field Goals

2	Shayne Graham, 1/5/13 - 1/13/13
---	---------------------------------

2	Nick Novak, 1/7/17 - 1/14/17
---	------------------------------

2	Neil Rackers, 1/7/12 - 1/15/12
---	--------------------------------

### Consecutive Field Goals Made

6	Shayne Graham, 1/5/13 - 1/13/13
5	Nick Novak, 1/7/17 - 1/14/17
3	Neil Rackers, 1/7/12 - 1/15/12

### Longest Field Goal

55	Shayne Graham at New England, 1/13/13 (Div)
50	Nick Novak vs. Oakland, 1/7/17 (WC)

### Field Goal Percentage, Career

100	Shayne Graham, 2012 (6-6)
	Nick Novak, 2015-16 (5-5)

### Field Goal Percentage, Season

100	Shayne Graham, 2012 (6-6)
	Nick Novak, 2016 (5-5)

### Most Field Goals, No Misses, Game

4	Shayne Graham vs. Cincinnati, 1/5/13 (WC)
3	Nick Novak at New England, 1/14/17 (Div)

### Most Field Goals, No Misses, Game, Opponent

3	Cairo Santos vs. Kansas City, 1/9/16 (WC)
---	---

### Most Field Goals, 50 or More Yards, Career

1	Shayne Graham, 2012
	Nick Novak, 2015-16

### Most Field Goals, 50 or More Yards, Season

1	Shayne Graham, 2012
	Nick Novak, 2016

### Most Field Goals, 50 or More Yards, Game

1	Shayne Graham at New England, 1/13/13
	Nick Novak vs. Oakland, 1/7/17

# POSTSEASON TEAM RECORDS

## WIN / LOSS

### Overall

Year	W	L	Pct.
2011	1	1	0.5
2012	1	1	0.5
2015	0	1	0
2016	1	1	0.5
2018	0	1	0
<b>Totals</b>	<b>3</b>	<b>5</b>	<b>0.375</b>

### Home

Year	W	L	Pct.
2011	1	0	1
2012	1	0	1
2015	0	1	0
2016	1	0	1
2018	0	1	0
<b>Totals</b>	<b>3</b>	<b>2</b>	<b>0.6</b>

### Road

Year	W	L	Pct.
2011	0	1	0
2012	0	1	0
2016	0	1	0
<b>Totals</b>	<b>0</b>	<b>3</b>	<b>0</b>

## SCORING

### TOUCHDOWNS

#### Most, Season

5	2011
4	2012

#### Fewest, Season

0	2015
---	------

#### Most, Game

4	vs. Cincinnati, 1/7/12 (WC)
3	at New England, 1/13/13 (Div)
3	vs. Oakland, 1/7/17 (WC)

#### Most Allowed, Season

6	2012, 2016
---	------------

#### Most Allowed, Game

5	at New England, 1/13/13 (Div)
4	at New England, 1/14/17 (Div)

#### Fewest Allowed, Season

3	2018, 2011, 2015
---	------------------

#### Fewest Allowed, Game

1	vs. Cincinnati, 1/5/13 (WC)
1	vs. Cincinnati, 1/7/12 (WC)

## SCORING

#### Most Points Scored, Season

47	2012
44	2011

#### Most Points Scored, Game

31	vs. Cincinnati, 1/7/12 (WC)
----	-----------------------------

28 at New England, 1/13/13 (Div)

27 vs. Oakland, 1/7/17 (WC)

#### Fewest Points Scored, Season

0	2015
---	------

#### Fewest Points Scored, Game

0	vs. Kansas City, 1/9/16 (WC)
7	vs. Indianapolis, 1/5/19 (WC)
13	at Baltimore, 1/15/12 (Div)

#### Most Points Allowed, Season

54	2012
----	------

#### Most Points Allowed, Game

41	at New England, 1/13/13 (Div)
34	at New England, 1/14/17 (Div)

#### Fewest Points Allowed, Season

21	2018
30	2011, 2015

#### Fewest Points Allowed, Game

10	vs. Cincinnati, 1/7/12 (WC)
13	vs. Cincinnati, 1/5/13 (WC)

#### Most Points, Game, Both Teams

69	Texans 28 at New England 41, 1/13/13 (Div)
50	Texans 16 at New England 34, 1/14/17 (Div)

#### Fewest Points, Game, Both Teams

28	Texans 7 vs. Indianapolis 21, 1/5/19 (WC)
30	Texans 0 vs. Kansas City 30, 1/9/16 (WC)
32	Texans 19 vs. Cincinnati 13, 1/5/13 (WC)

#### Most Points in First Quarter

10	vs. Oakland, 1/7/17 (WC)
----	--------------------------

#### Most Points in Second Quarter

10	at New England, 1/13/13 (Div)
10	vs. Cincinnati, 1/7/12 (WC)
10	at Baltimore, 1/15/12 (Div)
10	vs. Oakland, 1/7/17 (WC)
10	at New England, 1/14/17 (Div)

#### Most Points in Third Quarter

7	vs. Cincinnati, 1/5/13 (WC)
7	vs. Cincinnati, 1/7/12 (WC)

#### Most Points in Fourth Quarter

15	at New England, 1/13/13 (Div)
7	vs. Cincinnati, 1/7/12 (WC)
7	vs. Oakland, 1/7/17 (WC)

#### Most Points in First Quarter, Opponent

17	at Baltimore, 1/15/12 (Div)
14	vs. Indianapolis, 1/5/19 (WC)
	at New England, 1/14/17 (Div)

#### Most Points in Second Quarter, Opponent

10	at New England, 1/13/13 (Div)
7	vs. Cincinnati, 1/5/13 (WC)

#### Most Points in Third Quarter, Opponent

14	at New England, 1/13/13 (Div)
7	vs. Kansas City, 1/9/16 (WC)
7	at New England, 1/14/17 (Div)

#### Most Points in Fourth Quarter, Opponent

# POSTSEASON TEAM RECORDS

10	at New England, 1/13/13 (Div)
10	vs. Kansas City, 1/9/16 (WC)
10	vs. New England, 1/14/17 (Div)
<b>Most Points in First Quarter, Both Teams</b>	
20	Texans 3 at Baltimore 17, 1/15/12 (Div)
17	Texans 10 vs. Oakland 7, 1/7/17 (WC)
17	Texans 3 at New England 14, 1/14/17 (Div)
<b>Most Points in Second Quarter, Both Teams</b>	
20	Texans 10 at New England 10, 1/13/13 (Div)
13	Texans 6 vs. Cincinnati 7, 1/5/13 (WC)
13	Texans 10 vs. Cincinnati 3, 1/7/12 (WC)
13	Texans 10 at New England 3, 1/14/17 (Div)
<b>Most Points in Third Quarter, Both Teams</b>	
14	Texans 0 at New England 14, 1/13/13 (Div)
10	Texans 7 vs. Cincinnati 3, 1/5/13 (WC)
<b>Most Points in Fourth Quarter, Both Teams</b>	
25	Texans 15 at New England 10, 1/13/13 (Div)
14	Texans 7 vs. Oakland 7, 1/7/17 (WC)
<b>Consecutive Games Scoring a Touchdown</b>	
4	1/7/12 through 1/13/13
<b>Consecutive Games Scoring</b>	
4	1/7/12 through 1/13/13
<b>Consecutive Quarters Held Scoreless</b>	
4	1st through 4th quarter vs. Kansas City, 1/9/16 (WC)
<b>Consecutive Quarters Held Scoreless, Opponents</b>	
2	3rd and 4th quarters vs. Cincinnati, 1/7/12 (WC)
2	2nd and 3rd quarters at Baltimore, 1/15/12 (Div)
2	2nd and 3rd quarters vs. Oakland, 1/7/17 (WC)
<b>Consecutive Quarters Held Without a Touchdown, Opponents</b>	
3	2nd through 4th quarters at Baltimore, 1/15/12 (Div)
3	2nd through 4th quarters vs. Cincinnati, 1/7/12 (WC)
2	3rd and 4th quarters vs. Cincinnati, 1/5/13 (WC)
2	2nd and 3rd quarters vs. Oakland, 1/7/17 (WC)
<b>Most Points By Half</b>	
<b>First Half</b>	
20	vs. Oakland, 1/7/17 (WC)
17	vs. Cincinnati, 1/7/12 (WC)
<b>Second Half</b>	
15	at New England, 1/13/13 (Div)
14	vs. Cincinnati, 1/7/12 (WC)
<b>Most Points By Half, Opponent</b>	
<b>First Half</b>	
21	vs. Indianapolis, 1/5/19 (WC)
17	at New England, 1/13/13 (Div)
17	at Baltimore, 1/15/12 (Div)
17	vs. New England, 1/14/17 (Div)
<b>Second Half</b>	
24	at New England, 1/13/13 (Div)
17	vs. Kansas City, 1/9/16 (WC)
17	vs. New England, 1/14/17 (Div)
<b>Most Points By Half, Both Teams</b>	
<b>First Half</b>	

30	Texans 13 at New England 17, 1/13/13 (Div)
30	Texans 13 at Baltimore 17, 1/15/12 (Div)
30	Texans 13 at New England 17, 1/14/17 (Div)

## Second Half

39	Texans 15 at New England 24, 1/13/13 (Div)
20	Texans 3 at New England 17, 1/14/17 (Div)

## EXTRA POINTS

### Season

5	2011
4	2016

### Game

4	vs. Cincinnati, 1/7/12 (WC)
3	vs. Oakland, 1/7/17 (WC)

### Season, Opponent

6	2012
6	2016
3	2015
3	2011

### Game, Opponent

5	at New England, 1/13/13 (Div)
4	at New England, 1/14/17 (Div)

## TWO-POINT CONVERSIONS

### Season

1	2012
---	------

### Game

1	at New England, 1/13/13 (Div)
---	-------------------------------

## DEFENSIVE TOUCHDOWNS

### Season

1	2011
---	------

### Game

1	vs. Cincinnati, 1/7/12 (WC)
---	-----------------------------

### Game, Opponent

1	vs. Cincinnati, 1/5/13 (WC)
---	-----------------------------

## SCORING MARGIN

### Margin of Victory

21	vs. Cincinnati, 1/7/12 (WC)
13	vs. Oakland, 1/7/17 (WC)

### Margin of Defeat

30	vs. Kansas City, 1/9/16 (WC)
18	at New England, 1/14/17 (Div)

### Largest Deficit Overcome

7	vs. Cincinnati, 1/7/12 (WC), down 7-0, 31-10 final
1	vs. Cincinnati, 1/5/13 (WC), down 7-6, 19-13 final

### Largest Lead Before Opponent Scores

13	vs. Oakland, 1/7/17 (WC)
----	--------------------------

## SCORING DRIVES

### Longest Scoring Drive (Net Yards)

89	vs. Indianapolis, 1/9/19 (WC), 16 plays, TD
----	---



## POSTSEASON TEAM RECORDS

86	at Baltimore, 1/15/12 (Div), 12 plays, TD
83	vs. Cincinnati, 1/7/12 (WC), 9 plays, TD
79	at New England, 1/13/13 (Div), 11 plays, TD
<b>Longest Scoring Drive (Time)</b>	
8:12	at New England, 1/14/17 (Div), 14 plays, 62 yards, FG
7:12	vs. Cincinnati, 1/7/12 (WC), 13 plays, 48 yards, FG
7:11	vs. Cincinnati, 1/5/13 (WC), 13 plays, 76 yards, FG
<b>Shortest Scoring Drive (Yards)</b>	
3	at New England, 1/13/13 (Div), 4 plays, FG
4	vs. Oakland, 1/7/17 (WC), 1 play, TD
<b>Shortest Scoring Drive (Plays)</b>	
1	vs. Oakland, 1/7/17 (WC), 4 yards, TD
2	at New England, 1/14/17 (Div), 12 yards, TD
4	at New England, 1/14/17 (Div), 6 yards, FG
4	at New England, 1/13/13 (Div), 3 yards, FG
<b>Shortest Scoring Drive (Time)</b>	
0:04	vs. Oakland, 1/7/17 (WC), 1 play, 4 yards, TD
0:24	at New England, 1/13/13 (Div), 5 plays, 25 yards, FG
0:40	at New England, 1/14/17 (Div), 2 plays, 12 yards, TD
0:50	at New England, 1/14/17 (Div), 4 plays, 6 yards, FG
1:03	at New England, 1/13/13 (Div), 4 plays, 3 yards, FG

## TOTAL OFFENSE

<b>Most Net Yards Gained, Season</b>	
845	2012
<b>Most Net Yards Gained, Game</b>	
425	at New England, 1/13/13 (Div)
420	vs. Cincinnati, 1/5/13 (WC)
<b>Fewest Net Yards Gained, Season</b>	
226	2015
<b>Fewest Net Yards Gained, Game</b>	
226	vs. Kansas City, 1/9/16 (WC)
285	at New England, 1/14/17 (Div)
<b>Most Net Yards Allowed, Season</b>	
655	2012
<b>Most Net Yards Allowed, Game</b>	
457	at New England, 1/13/13 (Div)
422	vs. Indianapolis, 1/5/19 (WC)
377	at New England, 1/14/17 (Div)
<b>Fewest Net Yards Allowed, Season</b>	
314	2015
<b>Fewest Net Yards Allowed, Game</b>	
198	vs. Cincinnati, 1/5/13 (WC)
203	vs. Oakland, 1/7/17 (WC)
<b>Most Net Yards Gained, Season, Both Teams</b>	
1,500	2012
<b>Most Net Yards Gained, Game, Both Teams</b>	
882	Texans 425 at New England 457, 1/13/13 (Div)
744	Texans 322 vs. Indianapolis 422, 1/9/18 (WC)
662	Texans 285 at New England 377, 1/14/17 (Div)
<b>Fewest Net Yards Gained, Season, Both Teams</b>	
494	2015

<b>Fewest Net Yards Gained, Game, Both Teams</b>	
494	Texans 291 vs. Oakland 203, 1/7/17 (WC)
540	Texans 226 vs. Kansas City 314, 1/9/16 (WC)
<b>Most Net Yards Gained, First Half</b>	
250	vs. Cincinnati, 1/5/13 (WC)
209	vs. Oakland, 1/7/17 (WC)
<b>Most Net Yards Gained, Second Half</b>	
222	at New England, 1/13/13 (Div)
205	vs. Indianapolis, 1/5/19 (WC)
<b>Fewest Net Yards Gained, First Half</b>	
117	vs. Indianapolis, 1/5/19 (WC)
123	vs. Kansas City, 1/9/16 (WC)
123	at New England, 1/14/17 (Div)
<b>Fewest Net Yards Gained, Second Half</b>	
82	vs. Oakland, 1/7/17 (WC)
103	vs. Kansas City, 1/9/16 (WC)
134	at Baltimore, 1/15/12 (Div)
<b>Most Net Yards Allowed, First Half</b>	
277	vs. Indianapolis, 1/5/19 (WC)
260	at New England, 1/13/13 (Div)
156	vs. Cincinnati, 1/7/12 (WC)
156	at New England, 1/14/17 (Div)
<b>Most Net Yards Allowed, Second Half</b>	
221	at New England, 1/14/17 (Div)
197	at New England, 1/13/13 (Div)
<b>Fewest Net Yards Allowed, First Half</b>	
53	vs. Cincinnati, 1/5/13 (WC)
75	vs. Oakland, 1/7/17 (WC)
<b>Fewest Net Yards Allowed, Second Half</b>	
109	at Baltimore, 1/15/12 (Div)
128	vs. Oakland, 1/7/17 (WC)
<b>Most Net Yards Gained, First Quarter</b>	
112	vs. Cincinnati, 1/5/13 (WC)
93	vs. Cincinnati, 1/7/12 (WC)
<b>Most Net Yards Gained, Second Quarter</b>	
155	vs. Oakland, 1/7/17 (WC)
138	vs. Cincinnati, 1/5/13 (WC)
<b>Most Net Yards Gained, Third Quarter</b>	
101	vs. Cincinnati, 1/5/13 (WC)
98	at New England, 1/14/17 (Div)
<b>Most Net Yards Gained, Fourth Quarter</b>	
150	at New England, 1/13/13 (Div)
120	vs. Indianapolis, 1/5/19 (WC)
<b>Fewest Net Yards Gained, First Quarter</b>	
35	vs. Kansas City, 1/9/16 (WC)
39	vs. Indianapolis, 1/5/19 (WC)
<b>Fewest Net Yards Gained, Second Quarter</b>	
52	at New England, 1/14/17 (Div)
63	vs. Cincinnati, 1/7/12 (WC)
<b>Fewest Net Yards Gained, Third Quarter</b>	
34	vs. Oakland, 1/7/17 (WC)
40	vs. Kansas City, 1/9/16 (WC)
<b>Fewest Net Yards Gained, Fourth Quarter</b>	
48	vs. Oakland, 1/7/17 (WC)

# POSTSEASON TEAM RECORDS

63 vs. Kansas City, 1/9/16 (WC)

## Most Net Yards Allowed, First Quarter

155 vs. Indianapolis, 1/5/19 (WC)  
96 at New England, 1/13/13 (Div)  
71 at Baltimore, 1/15/12 (Div)

## Most Net Yards Allowed, Second Quarter

164 at New England, 1/13/13 (Div)  
122 vs. Indianapolis, 1/5/19 (WC)

## Most Net Yards Allowed, Third Quarter

151 vs. Kansas City, 1/9/16 (WC)  
141 at New England, 1/14/17 (Div)

## Most Net Yards Allowed, Fourth Quarter

113 vs. Oakland, 1/7/17 (WC)  
81 vs. Indianapolis, 1/5/19 (WC)

## Fewest Net Yards Allowed, First Quarter

19 vs. Cincinnati, 1/5/13 (WC)  
43 at New England, 1/14/17 (Div)

## Fewest Net Yards Allowed, Second Quarter

24 vs. Oakland, 1/7/17 (WC)  
34 vs. Cincinnati, 1/5/13 (WC)

## Fewest Net Yards Allowed, Third Quarter

15 vs. Oakland, 1/7/17 (WC)  
64 vs. Indianapolis, 1/5/19 (WC)  
vs. Cincinnati, 1/7/12 (WC)

## Fewest Net Yards Allowed, Fourth Quarter

27 vs. Kansas City, 1/9/16 (WC)  
44 at Baltimore, 1/15/12 (Div)

## RUSHING

### RUSHING YARDS

#### Season

319 2011

#### Game

188 vs. Cincinnati, 1/7/12 (WC)  
158 vs. Cincinnati, 1/5/13 (WC)

#### Fewest, Season

105 2018

#### Fewest, Game

91 at New England, 1/13/13 (Div)  
105 at New England, 1/14/17 (Div)

#### Most Allowed, Season

202 2012

#### Most Allowed, Game

200 vs. Indianapolis, 1/5/19 (WC)  
141 vs. Kansas City, 1/9/16 (WC)

#### Fewest Allowed, Season

141 2015

#### Fewest Allowed, Game

64 vs. Oakland, 1/7/17 (WC)  
76 vs. Cincinnati, 1/7/12 (WC)

#### Season, Both Teams

255 2015

#### Game, Both Teams

264 Texans 188 vs. Cincinnati 76, 1/7/12 (WC)  
255 Texans 114 vs. Kansas City 141, 1/9/16 (WC)

#### Fewest, Season, Both Teams

255 2015

#### Fewest, Game, Both Teams

187 Texans 123 vs. Oakland 64, 1/7/17 (WC)  
203 Texans 105 at New England 98, 1/14/17 (Div)

### ATTEMPTS

#### Season

67 2016

#### Game

44 vs. Oakland, 1/7/17 (WC)  
39 vs. Cincinnati, 1/5/13 (WC)

#### Fewest, Season

16 2018

#### Fewest, Game

16 vs. Indianapolis, 1/5/19 (WC)  
23 at New England, 1/14/17 (Div)

#### Season, Opponent

50 2011

#### Game, Opponent

37 vs. Kansas City, 1/9/16 (WC)  
31 at Baltimore, 1/15/12 (Div)

#### Fewest, Season, Opponent

35 2018

#### Fewest, Game, Opponent

16 vs. Cincinnati, 1/5/13 (WC)  
19 vs. Cincinnati, 1/7/12 (WC)

### RUSHING AVERAGE

#### Season

6.6 2018 (16-105)

#### Game

6.6 vs. Indianapolis (WC) (16-105)  
5.4 vs. Cincinnati, 1/7/12 (WC) (35-188)

#### Lowest, Season

3.4 2016 (67-228)

#### Lowest, Game

2.8 vs. Oakland, 1/7/17 (WC) (44-123)  
4.0 at New England, 1/13/13 (Div) (23-91)

#### Season, Opponent

5.7 2018 (35-200)

#### Fewest, Game, Opponent

22 vs. Kansas City, 1/9/16 (WC)  
27 at Baltimore, 1/15/12 (Div)

## PASSING

### NET YARDS PASSING

#### Most, Season

596 2012

# POSTSEASON TEAM RECORDS

## Most, Game

334	at New England, 1/13/13 (Div)
262	vs. Cincinnati, 1/5/13 (WC)

## Fewest, Season

112	2015
-----	------

## Fewest, Game

112	vs. Kansas City, 1/9/16 (WC)
152	vs. Cincinnati, 1/7/12 (WC)

## Most Allowed, Season

453	2012
-----	------

## Most Allowed, Game

335	at New England, 1/13/13 (Div)
279	at New England, 1/14/17 (Div)

## Fewest Allowed, Season

173	2015
-----	------

## Fewest Allowed, Game

118	vs. Cincinnati, 1/5/13 (WC)
139	vs. Oakland, 1/7/17 (WC)

## Most, Season, Both Teams

1,049	2012
-------	------

## Most, Game, Both Teams

669	Texans 334 at New England 335, 1/13/13 (Div)
459	Texans 180 vs. New England 279, 1/14/17 (Div)

## Fewest, Season, Both Teams

285	2015
-----	------

## Fewest, Game, Both Teams

285	Texans 112 vs. Kansas City 173, 1/9/16 (WC)
307	Texans 168 vs. Oakland 139, 1/7/17 (WC)

## GROSS YARDS PASSING

## Most, Season

605	2012
-----	------

## Most, Game

343	at New England, 1/13/13 (Div)
262	vs. Cincinnati, 1/5/13 (WC)

## Fewest, Season

136	2015
-----	------

## Fewest, Game

136	vs. Kansas City, 1/9/16 (WC)
159	vs. Cincinnati, 1/7/12 (WC)

## Most Allowed, Season

471	2012
-----	------

## Most Allowed, Game

344	at New England, 1/13/13 (Div)
287	at New England, 1/14/17 (Div)

## Fewest Allowed, Season

190	2015
-----	------

## Fewest Allowed, Game

127	vs. Cincinnati, 1/5/13 (WC)
161	vs. Oakland, 1/7/17 (WC)

## PASS ATTEMPTS

## Most, Season

89	2012
----	------

## Most, Game

51	at New England, 1/13/13 (Div)
40	at New England, 1/14/17 (Div)

## Fewest, Season

34	2015
----	------

## Fewest, Game

20	vs. Cincinnati, 1/7/12 (WC)
25	vs. Oakland, 1/7/17 (WC)

## Most, Season, Opponent

83	2016
----	------

## Most, Game, Opponent

45	vs. Oakland, 1/7/17 (WC)
42	vs. Cincinnati, 1/7/12 (WC)

## Fewest, Season, Opponent

22	2015
----	------

## PASS COMPLETIONS

## Most, Season

63	2012
----	------

## Most, Game

34	at New England, 1/13/13 (Div)
29	vs. Cincinnati, 1/5/13 (WC)

## Fewest, Season

15	2015
----	------

## Fewest, Game

11	vs. Cincinnati, 1/7/12 (WC)
14	vs. Oakland, 1/7/17 (WC)

## Most, Season, Opponent

41	2011
----	------

## Most, Game, Opponent

27	vs. Cincinnati, 1/7/12 (WC)
25	at New England, 1/13/13 (Div)

## Fewest, Season, Opponent

17	2015
----	------

## Fewest, Game, Opponent

14	vs. Cincinnati, 1/5/13 (WC)
14	at Baltimore, 1/15/12 (Div)

## TOUCHDOWN PASSES

## Most, Season

2	2012, 2016
1	2018, 2011

## Most, Game

2	at New England, 1/13/13 (Div)
1	4x, last vs. Indianapolis, 1/5/19 (WC)

## Most, Season, Opponent

3	2012, 2016
2	2018, 2011

## Most, Game, Opponent

3	at New England, 1/13/13 (Div)
2	3x - last vs. Indianapolis, 1/5/19 (WC)

## CONSECUTIVE GAMES WITH A PASSING TOUCHDOWN

Texans

# POSTSEASON TEAM RECORDS

vs. Oakland 1/7/17 (WC) through at New England 1/14/17 (Div)

## Opponent

at New England 1/13/13 through at New England 1/14/17 (Div)

## FIRST DOWNS

### Most, Season

49 2012

### Most, Game

25 at New England, 1/13/13 (Div)

24 vs. Cincinnati, 1/5/13 (WC)

### Fewest, Season

14 2015

### Fewest, Game

14 vs. Kansas City, 1/9/16 (WC)

14 at New England, 1/14/17 (Div)

### Most Allowed, Season

36 2012, 2016

### Most Allowed, Game

26 vs. Indianapolis, 1/5/19 (WC)

24 at New England, 1/13/13 (Div)

### Fewest Allowed, Season

18 2015

### Fewest Allowed, Game

11 at Baltimore, 1/15/12 (Div)

12 vs. Cincinnati, 1/5/13 (WC)

### Most, Season, Both Teams

85 2012

### Most, Game, Both Teams

49 Texans 25 at New England 24, 1/13/13 (Div)

40 Texans 19 vs. Cincinnati 21, 1/7/12 (WC)

### Fewest, Season, Both Teams

32 2015

### Fewest, Game, Both Teams

27 Texans 16 at Baltimore 11, 1/15/12 (Div)

32 Texans 14 vs. Kansas City 18, 1/9/16 (WC)

## RUSHING FIRST DOWNS

### Most, Season

14 2011

### Most, Game

9 vs. Cincinnati, 1/7/12 (WC)

8 vs. Cincinnati, 1/5/13 (WC)

### Fewest, Season

10 2015

### Fewest, Game

3 vs. Kansas City, 1/9/16 (WC)

### Most, Season, Opponent

13 2012

### Most, Game, Opponent

10 vs. Indianapolis, 1/5/19 (WC)

8 vs. Kansas City, 1/9/16 (WC)

8 at New England, 1/13/13 (Div)

8 vs. Cincinnati, 1/7/12 (WC)

### Fewest, Season, Opponent

8 2015

### Fewest, Game, Opponent

2 at Baltimore, 1/15/12 (Div)

3 vs. Oakland, 1/7/17 (WC)

## PASSING FIRST DOWNS

### Most, Season

32 2012

### Most, Game

19 at New England, 1/13/13 (Div)

### Fewest, Season

10 2018

### Fewest, Game

8 at New England, 1/14/17 (Div)

### Most, Season, Opponent

23 2016

### Most, Game, Opponent

8 vs. Kansas City, 1/9/16 (WC)

8 at New England, 1/13/13 (Div)

8 vs. Cincinnati, 1/7/12 (WC)

### Fewest, Season, Opponent

8 2015

### Fewest, Game, Opponent

2 at Baltimore, 1/15/12 (Div)

3 vs. Oakland, 1/7/17 (WC)

## FIRST DOWNS BY PENALTY

### Most, Season

5 2016

### Most, Game

2 6x - last: vs. Indianapolis, 1/15/19 (WC)

### Fewest, Season

0 2018

### Fewest, Game

0 2 times, last: vs. Indianapolis, 1/5/19 (WC)

### Most, Season, Opponent

4 2016

### Most, Game, Opponent

2 6x, last: vs. Indianapolis, 1/5/19 (WC)

### Fewest, Season, Opponent

2 2011, 2015, 2018

### Fewest, Game, Opponent

0 at Baltimore, 1/15/12 (Div)

1 at New England, 1/13/13 (Div)

## FIELD GOALS

### Most, Season

6 2012

### Fewest, Season

0 2018, 2015

### Most Attempted, Season

6 2012

### Fewest Attempted, Season



## POSTSEASON TEAM RECORDS

0	2018, 2015
<b>Most Attempted, Game</b>	
4	vs. Cincinnati, 1/5/13 (WC)
3	at Baltimore, 1/15/12 (Div)
3	at New England, 1/14/17 (Div)
<b>Most Converted, Game</b>	
4	vs. Cincinnati, 1/5/13 (WC)
3	at New England, 1/14/17 (Div)
<b>Consecutive Games Scoring Field Goals</b>	
4	1/7/12 – 1/13/13
<b>Most Field Goals Made, Season, Opponent</b>	
4	2012
<b>Fewest Field Goals Made, Season, Opponent</b>	
0	2018
2	2016
<b>Most Field Goals Attempted, Season, Opponent</b>	
4	2011, 2012
<b>Fewest Field Goals Attempted, Season, Opponent</b>	
0	2018
2	2016
<b>Most Field Goals Attempted, Game, Opponent</b>	
3	vs. Kansas City, 1/9/16 (WC)
2	5x - last: at New England, 1/14/17 (Div)
<b>Most Field Goals Converted, Game, Opponent</b>	
3	vs. Kansas City, 1/9/16 (WC)
2	4x - last: at New England, 1/14/17 (Div)
<b>Most Field Goals Converted, Game, Both Teams</b>	
6	Texans 4 vs. Cincinnati 2, 1/5/13 (WC)
5	Texans 3 at New England 2, 1/14/17 (Div)

## PUNTING

<b>Most, Season</b>	
17	2016
<b>Most, Game</b>	
9	vs. Oakland, 1/7/17
<b>Fewest, Season</b>	
5	2018, 2015
<b>Fewest, Game</b>	
3	vs. Cincinnati, 1/5/13 (WC)
<b>Most Yards, Season</b>	
755	2016
<b>Most Yards, Game</b>	
414	vs. Oakland, 1/7/17 (WC)
<b>Fewest Yards, Season</b>	
228	2015
<b>Fewest yards, Game</b>	
126	vs. Cincinnati, 1/5/13 (WC)
182	at New England, 1/13/13 (Div)
<b>Most Punts, Season, Opponent</b>	
16	2016
<b>Most Punts, Game, Opponent</b>	
10	vs. Oakland, 1/7/17 (WC)
<b>Fewest Punts, Season, Opponent</b>	
4	2018, 2015

<b>Fewest Punts, Game, Opponent</b>	
3	vs. Cincinnati, 1/7/12 (WC)
<b>Most Yards, Season, Opponent</b>	
697	2016
<b>Most Yards, Game, Opponent</b>	
457	vs. Oakland, 1/7/17 (WC)
<b>Fewest Punting Yards, Season, Opponent</b>	
148	2018
<b>Fewest Punting Yards, Game, Opponent</b>	
145	vs. Cincinnati, 1/7/12 (WC)
148	vs. Indianapolis, 1/5/19 (WC)
<b>Most Punts, Season, Both Teams</b>	
33	2016
<b>Most Punts, Game, Both Teams</b>	
19	Texans 9 vs. Oakland 10, 1/7/17 (WC)
<b>Fewest Punts, Season, Both Teams</b>	
9	2015
<b>Fewest Punts, Game, Both Teams</b>	
8	Texans 3 vs. Cincinnati 5, 1/5/13 (WC)
8	Texans 5 vs. Cincinnati 3, 1/7/12 (WC)
<b>Highest Punting Average, Season</b>	
46.8	2018, 5 punts
<b>Lowest Punting Average, Season</b>	
38.5	2012, 5 punts
<b>Highest Punting Average, Game (Minimum 4 punts)</b>	
50.2	vs. Cincinnati, 1/7/12 (WC), 5 punts
<b>Highest Punting Average, Season, Opponent</b>	
49.7	2012, 10 punts
<b>Highest Punting Average, Game, Opponent (Minimum 4 punts)</b>	
52.8	at New England, 1/13/13 (Div), 5 punts
<b>Lowest Punting Average, Season, Opponent</b>	
37.0	2018, 4 punts
<b>Lowest Punting Average, Game, Opponent (Minimum 4 punts)</b>	
37.0	vs. Indianapolis 1/5/19 (WC), 4 punts

## PUNT RETURNS

<b>Most, Season</b>	
9	2011
<b>Most, Game</b>	
6	at Baltimore, 1/15/12 (Div)
4	vs. Oakland, 1/7/17 (WC)
<b>Fewest, Season</b>	
0	2018, 2015
<b>Fewest, Game</b>	
0	vs. Indianapolis, 1/5/19 (WC)
	vs. Kansas City, 1/9/16 (WC)
<b>Most Yards, Season</b>	
57	2016
<b>Most Yards, Game</b>	
34	at New England, 1/14/17 (Div)
23	vs. Oakland, 1/7/17 (WC)
<b>Fewest Yards, Season</b>	
0	2018, 2015
<b>Fewest Yards, Game</b>	

## POSTSEASON TEAM RECORDS

0	vs. Kansas City, 1/9/16 (WC)
4	at Baltimore, 1/15/12 (Div)
<b>Highest Average, Season</b>	
9.5	2016 (6-57)
<b>Highest Average, Game (Minimum 4 returns)</b>	
5.8	vs. Oakland, 1/7/17 (WC)
<b>Lowest Average, Season</b>	
0	2018 (0-0)
	2015 (0-0)
<b>Lowest Average, Game (Minimum 4 returns)</b>	
0.7	at Baltimore, 1/15/12 (Div)
<b>Most Returns, Season, Opponent</b>	
10	2016
<b>Most Returns, Game, Opponent</b>	
6	vs. Oakland, 1/7/17 (WC)
<b>Fewest Punt Returns, Season, Opponent</b>	
2	2018
<b>Fewest Punt Returns, Game, Opponent</b>	
0	at Baltimore, 1/15/12 (Div)
1	at New England, 1/13/13 (Div)
<b>Most Punt Return Yards, Season, Opponent</b>	
207	2012
<b>Most Punt Return Yards, Game, Opponent</b>	
70	vs. Oakland, 1/7/17 (WC)
34	vs. Kansas City, 1/9/16 (WC)
<b>Fewest Punt Return Yards, Season, Opponent</b>	
0	2018
<b>Fewest Punt Return Yards, Game, Opponent</b>	
0	vs. Indianapolis, 1/5/19 (WC)
	at New England, 1/13/13 (Div)
	at Baltimore, 1/15/12 (Div)
<b>Highest Punt Return Average, Season, Opponent</b>	
10.0	2018 (2-20)
<b>Highest punt return Average, Game, Opponent, (Minimum 4 returns)</b>	
11.7	vs. Oakland, 1/7/17 (WC)
<b>Lowest Punt Return Average, Season, Opponent</b>	
3	2012 (4-12)
<b>Lowest Punt Return Average, Game, Opponent (Minimum 4 returns)</b>	
6.5	at New England, 1/14/17 (Div)
<b>Most Touchdowns, Punt Returns</b>	
None	
<b>Most Touchdowns, Punt Returns, Opponent</b>	
1	2016, 2015

0	vs. Cincinnati, 1/7/12 (WC)
<b>Most Yards, Season</b>	
277	2012
<b>Most Yards, Game</b>	
230	at New England, 1/13/13 (Div)
<b>Fewest Yards, Season</b>	
0	2015
<b>Fewest Yards, Game</b>	
0	vs. Kansas City, 1/9/16 (WC)
0	vs. Cincinnati, 1/7/12 (WC)
<b>Highest Average, Season</b>	
39.6	2012 (7-277)
<b>Highest Average, Game (Minimum 4 returns)</b>	
46.0	at New England, 1/13/13 (Div) (5-230)
<b>Lowest Average, Season</b>	
0.0	2015 (0-0)
<b>Lowest Average, Game (Minimum 4 returns)</b>	
33.3	at Baltimore, 1/15/12 (Div) (4-133)
<b>Most Returns, Season, Opponent</b>	
9	2012
<b>Most Returns, Game, Opponent</b>	
6	vs. Cincinnati, 1/5/13 (WC)
3	3x - last: at New England, 1/14/17 (Div)
<b>Fewest Returns, Season, Opponent</b>	
0	2018
<b>Fewest Returns, Game, Opponent</b>	
0	vs. Indianapolis, 1/5/19 (WC)
1	vs. Kansas City, 1/9/16 (WC)
1	vs. Cincinnati, 1/7/12 (WC)
1	at Baltimore, 1/15/12 (Div)
<b>Most Return Yards, Season, Opponent</b>	
207	2012
<b>Most Return Yards, Game, opponent</b>	
156	vs. Cincinnati, 1/5/13 (WC)
124	at New England, 1/14/17 (Div)
<b>Fewest Return Yards, Season, Opponent</b>	
0	2018
<b>Fewest Return Yards, Game, Opponent</b>	
0	vs. Indianapolis, 1/5/19 (WC)
<b>Highest Return Average, Season, Opponent</b>	
106.0	2015 (1-106)
<b>Highest Return Average, Game, Opponent (Minimum 4 returns)</b>	
26.0	vs. Cincinnati, 1/5/13 (WC) (6-156)
<b>Lowest Return Average, Season, Opponent</b>	
0	2018
<b>Lowest Return Average, Game, Opponent (Minimum 4 returns)</b>	
26.0	vs. Cincinnati, 1/5/13 (WC) (6-156)
<b>Most Touchdowns, Kickoff Returns, Season</b>	
None	
<b>Most Touchdowns, Kickoff Returns, Game</b>	
None	
<b>Most Touchdowns, Kickoff Returns, Season, Opponent</b>	
1	2015, 2016
<b>Most Touchdowns, Kickoff Returns, Game, Opponent</b>	
1	Knile Davis, 106 yards vs. Kansas City, 1/9/16 (WC)

## KICKOFF RETURNS

<b>Most, Season</b>	
7	2012
<b>Most, Game</b>	
5	at New England, 1/13/13 (Div)
4	at Baltimore, 1/15/12 (Div)
<b>Fewest, Season</b>	
0	2015
<b>Fewest, Game</b>	
0	vs. Kansas City, 1/9/16 (WC)

# POSTSEASON TEAM RECORDS

1 Dion Lewis, 98 yards at New England, 1/14/17 (Div)

## FUMBLES

### Most Fumbles, Season

3 2011, 2012, 2016

### Most Fumbles, Game

3 at Baltimore, 1/15/12 (Div)

3 at New England, 1/13/13 (Div)

3 vs. Oakland, 1/7/17 (WC)

### Fewest Fumbles, Season

0 2018

### Fewest Fumbles, Game

0 vs. Indianapolis, 1/5/19 (WC)

0 vs. Cincinnati, 1/5/13 (WC)

0 vs. Cincinnati, 1/7/12 (WC)

0 at New England, 1/14/17 (Div)

### Most Fumbles Lost, Season

1 2011, 2015

### Most Fumbles Lost, Game

1 vs. Kansas City, 1/9/16 (WC)

1 at Baltimore, 1/15/12 (Div)

### Fewest Fumbles Lost, Season

0 2012, 2016, 2018

### Fewest Fumbles Lost, Game

0 6x - last: vs. Indianapolis, 1/5/19 (WC)

### Most Touchdowns, Fumble Recovery, Season

None

### Most Touchdowns, Fumble Recovery, Game

None

### Most Fumbles, Season, Opponent

4 2011

### Most Fumbles, Game, Opponent

3 at Baltimore, 1/15/12 (Div)

2 at New England, 1/14/17 (Div)

1 vs. Cincinnati, 1/5/13 (WC)

1 vs. Cincinnati, 1/7/12 (WC)

### Fewest Fumbles, Season, Opponent

0 2015, 2018

### Fewest Fumbles, Game, Opponent

0 4x - last: vs. Indianapolis, 1/5/19 (WC)

### Most Fumbles Lost, Season, Opponent

1 at New England, 1/14/17 (Div)

## INTERCEPTIONS

### Most Interceptions, Season

5 2016

### Most Interceptions, Game

3 vs. Cincinnati, 1/7/12 (WC)

3 vs. Oakland, 1/7/17 (WC)

2 at New England, 1/14/17 (Div)

### Fewest Interceptions, Season

1 2012, 2015, 2018

### Fewest Interceptions, Game

0 at New England, 1/13/13 (Div)

0 at Baltimore, 1/15/12 (Div)

### Most Interceptions, Season, Opponent

4 2015

### Most Interceptions, Game, Opponent

4 vs. Kansas City, 1/9/16 (WC)

3 at Baltimore, 1/15/12 (Div)

3 at New England, 1/14/17 (Div)

### Fewest Interceptions, Season, Opponent

1 2018

### Fewest Interceptions, Game, Opponent

0 vs. Cincinnati, 1/7/12 (WC)

0 vs. Oakland, 1/7/17 (WC)

1 at New England, 1/13/13 (Div)

1 vs. Cincinnati, 1/5/13 (WC)

### Most Interception Return Yards, Season

42 2016

### Interceptions Returned for Touchdowns, Season

1 2011

### Most Interception Return Yards, Game

29 vs. Oakland, 1/7/17 (WC)

28 vs. Cincinnati, 1/7/12 (WC)

### Interceptions Returned for Touchdowns, Game

1 vs. Cincinnati, 1/7/12 (WC)

### Interceptions Returned for Touchdowns, Season, Opponent

1 2012

### Interceptions Returned for Touchdowns, Game, Opponent

1 vs. Cincinnati, 1/5/13 (WC)

### Most Interception Return Yards, Season, Opponent

58 2016

### Most Interception Return Yards, Game, Opponent

58 at New England, 1/14/17 (Div)

35 vs. Kansas City, 1/9/16 (WC)

21 vs. Cincinnati, 1/5/13 (WC)

## TOTAL TURNOVERS

### Most Giveaways, Season

5 2015 (4 interceptions, 1 fumble)

### Fewest Giveaways, Season

1 2018 (1 interception)

### Most Giveaways, Game

5 vs. Kansas City, 1/9/16 (WC) (4 interceptions, 1 fumble)

4 at Baltimore, 1/15/12 (Div) (3 interceptions, 1 fumble)

3 at New England, 1/14/17 (Div) (3 interceptions)

### Fewest Giveaways, Game

0 vs. Cincinnati, 1/7/12 (WC)

0 vs. Oakland, 1/7/17 (WC)

### Most Takeaways, Season

6 2016 (5 interceptions, 1 fumble)

3 2011 (3 interceptions)

### Fewest Takeaways, Season

1 2018 (1 interception)

## POSTSEASON TEAM RECORDS

1	2015 (1 interception)
1	2012 (1 interception)
<b>Most Takeaways, Game</b>	
3	vs. Cincinnati, 1/7/12 (WC) (3 interceptions)
3	vs. Oakland, 1/7/17 (WC) (3 interceptions)
3	at New England, 1/14/17 (Div) (2 interceptions, 1 fumble)
<b>Fewest Takeaways, Game</b>	
0	at New England, 1/13/13 (Div)
0	at Baltimore, 1/15/12 (Div)

### SACKS

#### SACKS

<b>Most Sacks, Season</b>	
9	2011
<b>Most Sacks, Game</b>	
5	at Baltimore, 1/15/12 (Div)
4	vs. Cincinnati, 1/7/12 (WC)
<b>Fewest Sacks, Season</b>	
0	2018
<b>Fewest Sacks, Game</b>	
1	at New England, 1/13/13 (Div)
2	vs. Cincinnati, 1/5/13 (WC)
2	at New England, 1/14/17 (Div)
<b>Most Sacks, Season, Opponent</b>	
3	2015, 16
<b>Most Sacks, Game, Opponent</b>	
3	vs. Indianapolis, 1/5/19 (WC)
3	vs. Kansas City, 1/9/16 (WC)
3	at New England, 1/14/17 (Div)
<b>Fewest Sacks, Season, Opponent</b>	
1	2012
<b>Fewest Sacks, Game, Opponent</b>	
0	vs. Cincinnati, 1/5/13 (WC)
0	at Baltimore, 1/15/12 (Div)
0	vs. Oakland, 1/7/17 (WC)

### PASSES DEFENDED

<b>Game</b>	
11	vs. Indianapolis, 1/5/19 (WC)

#### SAFTIES

<b>Season</b>	
None	
<b>Game</b>	
None	
<b>Game, Opponent</b>	
None	

### PENALTIES

Most Penalties, Season

12	2016
<b>Most Penalties, Game</b>	
8	vs. Indianapolis, 1/5/19 (WC)
7	2x - last: vs. Oakland, 1/7/17 (WC)
<b>Fewest Penalties, Season</b>	
4	2015
<b>Fewest Penalties, Game</b>	
3	at New England, 1/13/13 (Div)
3	at Baltimore, 1/15/12 (Div)
<b>Most Yards Penalized, Season</b>	
140	2016
<b>Most Yards Penalized, Game</b>	
87	vs. Cincinnati, 1/7/12 (WC)
75	at New England, 1/14/17 (Div)
<b>Fewest Yards Penalized, Season</b>	
29	2015
<b>Fewest Yards Penalized, Game</b>	
20	at New England, 1/13/13 (Div)
20	at Baltimore, 1/15/12 (Div)
<b>Most Penalties, Season, Opponent</b>	
13	2016
<b>Most Penalties, Game, Opponent</b>	
8	vs. Oakland, 1/7/17 (WC)
5	4x - last: at New England, 1/14/17 (Div)
<b>Fewest Penalties, Season, Opponent</b>	
2	2018
<b>Fewest Penalties, Game, Opponent</b>	
0	vs. Indianapolis, 1/5/19 (WC)
0	at Baltimore, 1/15/12 (Div)
<b>Most Yards Penalized, Season, Opponent</b>	
113	2016
<b>Most Yards Penalized, Game, Opponent</b>	
63	vs. Oakland, 1/7/17 (WC)
56	at New England, 1/13/13 (Div)
<b>Fewest Yards Penalized, Season, Opponent</b>	
10	2018
<b>Fewest Yards Penalized, Game, Opponent</b>	
0	vs. Indianapolis, 1/5/19 (WC)
0	at Baltimore, 1/15/12 (Div)
<b>Most Penalties, Season, Both Teams</b>	
25	2016
<b>Most Penalties, Game, Both Teams</b>	
15	Texans 7 vs. Oakland 8, 1/7/17 (WC)
12	Texans 7 vs. Cincinnati 5, 1/5/13 (WC)
<b>Fewest Penalties, Season, Both Teams</b>	
9	2015
<b>Fewest penalties, Game, Both Teams</b>	
3	Texans 3 at Baltimore 0, 1/15/12 (Div)
8	Texans 3 at New England 5, 1/13/13 (Div)
8	Texans 5 vs. Cincinnati 3, 1/7/12 (WC)
<b>Most Yards Penalized, Season, Both Teams</b>	
253	2016
<b>Most Yards Penalized, Game, both teams</b>	
128	Texans 65 vs. Oakland 63, 1/7/17 (WC)



## POSTSEASON TEAM RECORDS

125 Texans 75 at New England 50, 1/14/17 (Div)

Fewest Yards Penalized, Season, Both Teams

81 2015

Fewest Yards Penalized, Game, Both Teams

20 Texans 20 at Baltimore 0, 1/15/12 (Div)

76 Texans 20 at New England 56, 1/13/13 (Div)

## ATTENDANCE

### Home Games

71,800 vs. Kansas City, 1/9/16 (WC)

71,798 vs. Indianapolis, 1/5/19 (WC)

71,790 vs. Oakland, 1/7/17 (WC)

71,738 vs. Cincinnati, 1/5/13 (WC)

71,725 vs. Cincinnati, 1/7/12 (WC)

### Away Games

71,547 at Baltimore, 1/15/12 (Div)

68,756 at New England, 1/13/13 (Div)

66,829 at New England, 1/14/17 (Div)

