



HOUSTON
TEXANS

2020

MEDIA GUIDE

WE ARE TEXANS

TABLE OF CONTENTS

TEXANS MEDIA SERVICES & STAFF	3	2019 NFL Standings	123
STAFF DIRECTORY	4-7	2019 Game Summaries	124-141
EXECUTIVE MANAGEMENT	10-21	TEXANS HISTORY	143-232
Robert C. McNair (1937-2018)	10	Ring of Honor	143-148
Executive Management	11-20	Year-By-Year Results	149-160
Limited Partners	21	All-Time Head Coach Records	149-160
COACHING STAFF	24-58	All-Time Series Totals	161
Coaching Staff	24-57	Texans Attendance Records	161
Texans Coaches In The Big Game	58	All-Time Preseason Records	165
FOOTBALL OPERATIONS STAFF	61-89	All-Time Series Results	162-164
Player Personnel	61-68	All-Time Preseason Results	165
Football Information Systems	69	All-Time Alphabetic Roster	166-168
Football Administration	71	All-Time Numeric Roster	169-172
Sports Medicine	72-74	All-Time Practice Squad Roster	173
Performance Nutrition	75	All-Time Injured Reserve	174
Strength and Conditioning	76-78	All-Time Coaches	176
Sports Science	79	Texans Trade History	177
Football Operations	80	Texans Free Agency History	179-181
Facilities	82	Texans In Primetime	182
Equipment Services	83	Texans In Overtime	183
Video Operations	85-87	Texans Honors	184-186
Security and Player Logistics	88	Texans Draft History	187
TEXANS STAFF	91-101	Texans Yearly Final Statistics	189-232
Texans Staff	91-101	TEXANS KICKOFF	234-242
2019 TEXANS SEASON IN REVIEW	103-141	2020 NFL Schedule	234
2019 Regular Season Statistics (10-6)	103	Texans On The Air	236
2019 Defensive Statistics	104	Texans TV & Radio	238-240
2019 Statistical Leaders	105	NRG Stadium	241
2019 Postseason Statistics (1-1)	107	2020 Texans Schedule	242
2019 Postseason Defensive Statistics	108	PLAYER BIOS	244-456
2019 Postseason Statistical Leaders	109	Veteran Bios	244-442
2019 Player Participation	110	Draft Pick Bios	443-447
2019 Starters	112	College Free Agent Bios	448-456
2019 Inactives & Captains	113	TEXANS RECORDS	458-534
2019 Highs & Lows	114	All-Time / Year-By-Year Leaders	458-462
2019 Individual Single-Game Highs	116	Regular Season Individual Records	463-484
2019 Houston Texans Record When... ..	117	Regular Season Team Records	485-510
Postseason Highs & Lows	118	Postseason Individual Records	511-521
Postseason Record When... ..	120	Postseason Team Records	522-534
2019 Texans Transactions	121		

The 2020 Houston Texans Media Guide can be found online at www.NFLONG.com. Please follow the link and click on the Texans logo to access the team's page. Utilize your email address as your username and "TexansMedia" as your password. There is no print version but a PDF format can be downloaded for printing purposes. Player bios, rosters, transactions and records are updated weekly during the season. Elements of the media guide that remain relatively unchanged are not included in the Weekly Game Release.

MEDIA GUIDE CREDITS

EDITORS: Amy Palcic, Omar Majzoub, Allie LeClair, Nathan Edwards, Will Glenn, Hailey Herrick

PHOTOGRAPHY: Zach Tarrant, Paul Ladd Photography, Associated Press

DESIGN: Ciara Macaulay

HOUSTON TEXANS MEDIA SERVICES

HOUSTON TEXANS ON NFL OMG

The Texans media website is www.NFL OMG.com. Please follow the link and click on the Texans logo to access the team's page.

For customized access to the NFL OMG site, please utilize your email address as your username and "TexansMedia" as your password. If you have any issues accessing the site, please contact **Omar Majzoub** at omar.majzoub@houstontexans.com or (832) 667-2241 and **Nathan Edwards** at nathan.edwards@houstontexans.com or (832) 667-2282. For generic access, please utilize the username "HoustonTexans" and password "TexansMedia".

The Texans' interactive site will contain the complete 2020 Media Guide, all weekly game releases, player bios and rosters, Texans staff information and bios, weekly flip cards, a game tracker, all Texans team and individual records and statistics, Texans historical information, daily press releases and transcripts and much more.

The game releases and media guide are updated weekly during the season and available in a PDF format. Team notes, player bios, team and individual records, miscellaneous stats and game summaries are updated following each game and posted on the site. On gamedays, the site will host live statistics, updated player notes, postgame quotes and more. It is an easy-to-use, one-stop shop for all media needs and information regarding the Texans.

NFL OMG.COM

Username: (your email address)

Password: TexansMedia

HOUSTONTEXANS.COM

Fans can access coverage on www.HoustonTexans.com throughout the season on Texans TV. The Texans stream live video of press conferences as well as game highlights, interviews, in-depth team features, community recaps, NFL Network footage and much more.

HOUSTON TEXANS FTP FOOTAGE

The Texans regularly distribute press conference footage and b-roll packages via Dropbox. If you would like to be added to the distribution list, members of which receive emails when new content is uploaded, please contact **Nathan Edwards** at nathan.edwards@houstontexans.com.

TRANSCRIPTS

The Texans communications staff sends out transcripts of press conferences, open locker room interviews and postgame interviews throughout the season. To be added to the Texans email list, please contact **Nathan Edwards** at nathan.edwards@houstontexans.com. All transcripts will also be posted on the Houston Texans NFL OMG website at www.NFL OMG.com.

TEXANS PR ON TWITTER

For up-to-the-second news, press releases, transcripts, game information, bios, notes and a variety of other information on the Houston Texans, follow the Texans PR Department on Twitter: [@TexansPR](https://twitter.com/TexansPR).


HOUSTON TEXANS COMMUNICATIONS STAFF




Amy Palcic
Vice President of
Communications



Allie LeClair
Senior Corporate
Communications Manager



Omar Majzoub
Senior Communications
Manager



Nathan Edwards
Communications
Manager



Will Glenn
Communications Intern



Hailey Herrick
Corporate Communications
Intern

CONTACTING THE TEXANS COMMUNICATIONS STAFF

Staff Member	Email	Office Phone
Amy Palcic	amy.palcic@houstontexans.com	832-667-2220
Allie LeClair	allie.leclair@houstontexans.com	832-667-2050
Omar Majzoub	omar.majzoub@houstontexans.com	832-667-2241
Nathan Edwards	nathan.edwards@houstontexans.com	832-667-2282
Will Glenn	will.glenn@houstontexans.com	832-667-2037
Hailey Herrick	hailey.herrick@houstontexans.com	832-667-2035

STAFF DIRECTORY

EXECUTIVE MANAGEMENT

Janice S. McNair	Co-Founder and Senior Chair
D. Cal McNair	Chairman and Chief Executive Officer
Jamey Rootes	President
Bill O'Brien	Head Coach and General Manager
Jack Easterby	Executive Vice President, Football Operations
Suzie Thomas	Executive Vice President and Chief Legal and Administrative Officer
Jennifer Davenport	Senior Vice President, Marketing and Community Development
Greg Grissom	Senior Vice President, Corporate Development
Marilan Logan	Senior Vice President, Chief Financial Officer and Treasurer
John Schriever	Senior Vice President, Ticketing and Event Services
Derek Beeman	Vice President, Ticket Sales and Business Insights
Greg Kondritz	Vice President and General Counsel
Amy Palcic	Vice President, Communications
Jeff Schmitz	Vice President and Chief Information Officer
Marc Vandermeer	Vice President, Broadcasting and Voice of the Houston Texans

LIMITED PARTNERS

Mary Anne Dingus	Limited Partner
Charles W. Duncan, III	Limited Partner
Harry Gee, Jr.	Limited Partner
E. Javier Loya	Limited Partner
Kay M. Onstead	Limited Partner
Gary R. Petersen	Limited Partner
Fayez Sarofim	Limited Partner
Joseph W. Sutton	Limited Partner

EXECUTIVE ASSISTANTS

Karen Richards	Executive Assistant to Janice S. McNair
Susie Galvan	Executive Assistant to the Chairman's Office
Bonny Marshall	Executive Assistant to Jamey Rootes
Stephanie Ramsey	Executive Assistant to the Head Coach and General Manager
Ashley Tait	Executive Assistant to Greg Grissom
Melissa Weynand	Executive Assistant to Marilan Logan
Chloe Delclos	Team Development Assistant

COACHING STAFF

Bill O'Brien	Head Coach and General Manager
Romeo Crennel	Associate Head Coach
Tim Kelly	Offensive Coordinator / Quarterbacks
Tracy Smith	Special Teams Coordinator
Anthony Weaver	Defensive Coordinator / Defensive Line
John Aylward	Offensive Assistant
Danny Barrett	Running Backs
Deon Broomfield	Defensive Assistant

Akeem Dent	Defensive Assistant
Mike Devlin	Offensive Line
Andre Johnson	Special Advisor to the Head Coach and General Manager
Bobby King	Inside Linebackers
Will Lawing	Tight Ends
D'Anton Lynn	Secondary
DeNarius McGhee	Offensive Assistant
Matt O'Donnell	Coordinator of Football Research / Defensive Assistant
John Perry	Wide Receivers
Chris Rumph	Outside Linebackers
Carl Smith	Offensive Consultant
T.J. Yates	Assistant Quarterbacks

PLAYER PERSONNEL

Jack Easterby	Executive Vice President, Football Operations
Matt Bazirgan	Director of Player Personnel
Rob Kiesel	Director of Pro Personnel
James Liipfert	Director of College Scouting
C.J. Leak	Assistant Director of Pro Personnel
Chris Blanco	Pro Scout
Steven Price	Pro Scout
Mozique McCurtis	National Scout
John Ritcher	National Scout
Bailee Brown	Southwest Area Scout
Ryan Cavanaugh	Midwest Area Scout
Brad Mathews	Southeast Area Scout
Blaise Taggart	Northeast Area Scout
Nathan Trott	Western Area Scout
Najja Johnson	NFS Area Scout
Tom Hayden	College Scouting Coordinator
Todd Jones Jr.	Scouting Assistant
George Panos	Scouting Assistant
Haley Stork	Administrative Assistant, Player Personnel

FOOTBALL INFORMATION SYSTEMS

Russell Joyner	Director of Football Information Systems
Weller Ross	Assistant Director of Football Information Systems for Analytics
Kevin Clark	Football Data and Applications Engineer
Curtis Goodwin	Sports Performance Data Scientist

FOOTBALL ADMINISTRATION

Kevin Krajcovic	Director of Football Administration
Andrew Brown	Coordinator of Football Administration

SPORTS MEDICINE

Geoff Kaplan	Director of Medical Administration
Roland Ramirez	Director of Athletic Training and Physical Therapy / Head Athletic Trainer
Jeremy Baxter	Coordinator of Rehabilitation and Physical Therapy
Uriah Myrie	Assistant Athletic Trainer

STAFF DIRECTORY

Chris Barrett	Assistant Athletic Trainer
Shannon Osborne	Assistant Athletic Trainer
Dr. Walter Lowe	Team Medical Director / Head Team Physician / Team Orthopedist
Dr. James Muntz	Team Internist
Dr. Michael Chang	Team Emergency Physician
Dr. Steven Flores	Team Orthopedist
Dr. Jack Fulkman	Team Chiropractor / Gateway Chiropractic
Joni Honn	Team Massage Therapist / Genuine Touch
Dr. Thomas Hunt	Team Orthopedist
Dr. Corinna Keenmon	Team Psychiatrist and Pain Management Specialist
Dr. Todd Koudelka	Team Chiropractor / Koudelka Health Center
Dr. Manickam Kumaravel	Team Radiologist
Dr. David Lintner	Team Orthopedist
Toko Nguyen	Team Physical Therapist
Dr. Mark Prasarn	Team Orthopedist
Dr. William Spangler	Team Emergency Physician
Dr. Kevin Varner	Team Orthopedist
Dr. Mitchell Weikert	Team Ophthalmologist / Baylor College of Medicine
Bradley Wilson	Team Paramedic / Harris County Emergency Corps.

PERFORMANCE NUTRITION

Ladd Harris	Director of Team Wellness
Jacob Mertens	Performance Nutrition Coordinator

STRENGTH AND CONDITIONING

Mike Eubanks	Head Strength and Conditioning
Brian Cushing	Assistant Strength and Conditioning
Joe Distor	Assistant Strength and Conditioning
Pat Moorer	Assistant Strength and Conditioning

SPORTS SCIENCE

James Hardy	Sports Science Coordinator / Assistant Strength and Conditioning
Matt Van Dyke	Sports Science Coordinator

FOOTBALL OPERATIONS

Clay Hampton	Director of Football Operations and Team Logistics
Tom Adden	Assistant Director of Football Operations and Team Logistics
Grant Hendrix	Football Operations Assistant

FACILITIES

Doug West	Director of Practice Facility Development / Special Projects
Ray Clarage	Facility Hygiene Coordinator

EQUIPMENT SERVICES

Mike Parson	Director of Equipment Services
-------------	--------------------------------

Ryan Gowens	Equipment Services Coordinator
Patrick Coleman	Equipment Services Assistant
Kyle Kamau	Equipment Services Assistant

VIDEO OPERATIONS

Tim Brog	Director of Video Operations
Colby Borden	Assistant Director of Video Operations
Jack Benitez	Video Operations Assistant
Tommy Stoeser	Video Operations Assistant
Eric Vasiloff	Video Operations Assistant
Nate Peckham	Football Technology Devices Assistant Manager

SECURITY AND PLAYER LOGISTICS

Brent Naccara	Director of Security and Player Logistics
Khalil Reed	Assistant Director of Security and Player Logistics
Robert Breiding	Security Coordinator

CORPORATE DEVELOPMENT

Greg Grissom	Senior Vice President, Corporate Development
Jerry Angel	Senior Director of Corporate Development
Brian George	Senior Director of Texans Luxe Partnerships
Austen Smith	Senior Director of Partnership Marketing
Brian Varnadoe	Senior Director of Texans Luxe Partnerships
Wes Brown	Director of Corporate Development
Brian Peden	Director of Corporate Development
Disney Harris	Director of Premium Event Management
Shari Rainey	Director of Texans Luxe Partnership Services
Jessica Schneider	Director of Texans Luxe Partnership Services
Alexandra Comerota	Senior Partnership Marketing Manager
Stephen Friedlander	Senior Business Development Manager, Texans Luxe
Emile Maffei	Senior Business Development Manager, Texans Luxe
Brittany Benedict	Business Development Manager, Texans Luxe
Joshua Randall	Business Development Manager, Texans Luxe
Chandler Farley	Partnership Marketing Manager
Evin Martinez	Corporate Development Manager
Lelia Vacek	Partnership Marketing Media Specialist
Meg Reynolds	Partnership Marketing Coordinator
Bri Williams	Corporate Development Event Coordinator
Brooke Jenkins	Partnership Marketing Representative
Heather Moses	Texans Luxe Partnership Services Representative
Jack Fenimore	Partnership Marketing Representative LSSE

STAFF DIRECTORY

MARKETING AND COMMUNITY DEVELOPMENT

Jennifer Davenport	Senior Vice President, Marketing and Community Development
Matt Gaudry	Director of Marketing
Jackie Maldonado	Director of Marketing
Adrienne Saxe	Director of Community Development
Emily Bruss	Senior Foundation Manager
Kandyace Mayberry	Senior Community Relations Manager
Brett Stewart	Senior Marketing and Youth Football Manager
Andrew Johnson	Mascot Program Manager
Morgan Kleinschmidt	Community Relations Manager
Ciara Macaulay	Creative Brand Manager
Casey Potter	Cheerleader Program Manager
Lauren Garner	Graphic Designer
Ashley Alspaugh	Marketing Coordinator
Nohely Iglesias	Graphic Design Coordinator
Krista Murray	Marketing Coordinator
Ryan Records	Mascot Program Coordinator
Rebekah Snodgrass	Foundation Event Coordinator
Nida Lakhani	Cheerleader Program Assistant

COMMUNICATIONS

Amy Palcic	Vice President, Communications
Allie LeClair	Senior Corporate Communications Manager
Omar Majzoub	Senior Communications Manager
Nathan Edwards	Communications Manager
Zach Tarrant	Photography Manager and Team Photographer

BROADCASTING / DIGITAL MEDIA

Marc Vandermeer	Vice President, Broadcasting and Voice of the Houston Texans
Gavin Gehrt	Executive Producer, Director of Video Production
Jay McDevitt	Senior Director of TV and Digital Media
Kenneth Perkins	Senior Motion Graphics Designer and Editor
Drew Dougherty	Texans TV Host and Senior Integrated Media Manager
Deepi Sidhu	Texans Insider and Senior Content Producer
John Harris	Texans Analyst and Integrated Media Manager
Tom McGuigan	Motion Graphics Designer and Editor
Tyler Suddarth	Videographer and Lead Producer
Tyler Marcotte	Videographer and Producer
Aynav Leibowitz	Digital Media Manager
Andrew Temperly	Social Media Manager
Amanda Caffey	Digital Media Coordinator

TICKETING AND EVENT MANAGEMENT

John Schriever	Senior Vice President, Ticketing and Event Services
Derek Beeman	Vice President, Ticket Sales and Business Insights

Trey Young	Senior Director of Ticket Services
Casey Burnham	Director of Business Insights
Holly Schweitzer	Director of Fan Relations and Event Services
Fara Yoder	Director of CRM Data
Cody Disbenet	Event Logistics and Operations Manager
Karissa Hudik	Event Services Manager
Matt McKee	Ticketing Services Communications Manager
Rick Bornhauser	Ticketing Services and Hospitality Operations Coordinator
Christian Freimuller	Premium Seating Coordinator
Zach Gleeson	Event Services Coordinator
Cody King	Business Insights Coordinator
Erica Martinez	Ticketing Hospitality and Sponsor Ticket Coordinator
Taylor Rouleau	Event Operations Coordinator
Jenny Touns	Event Services Coordinator
Cody Cavalier	Premium Seating Representative
Ryne Harris	Senior Account Executive, Ticket Sales
Chris Bentley	Ticket Sales Representative
Kevin Kendziora	Ticket Sales Representative
Caitlin Towle	Ticket Sales Representative
Greg Takekawa	Customer Service Representative

ACCOUNTING

Marilan Logan	Senior Vice President, Chief Financial Officer and Treasurer
Joe Smilari	Controller
Lisa Ruiz	Senior Director of Payroll Services
Roweena England	Director of Tax
Cristina Anaya	Accounts Payable Manager
Cassandra Andrews	Accounting Manager
Kayla Rumbaugh	Business Systems Analyst
Michael Dennison	Senior Accountant
Gladys Hernandez	Senior Accountant
Shelby Vogt	Senior Payroll Accountant
Monica Garza	General Accountant
Anna Reyes	Treasury Accountant

LEGAL

Suzie Thomas	Executive Vice President and Chief Legal and Administrative Officer
Greg Kondritz	Vice President and General Counsel
Justina Villarreal	Paralegal

INFORMATION TECHNOLOGY

Jeff Schmitz	Vice President and Chief Information Officer
Michael Johnson	Director of Enterprise Applications
Leo Scott	Director of IT Infrastructure
Arron Webb	Network and Security Engineer
Anthony Shade	Systems Administrator
Bobby Rawlinson	Service Desk Manager
Erick Prak	Senior Database Administrator and Developer

STAFF DIRECTORY

Derek Mauney
Aaron Amaya

Senior IT Support Analyst
IT Support Analyst

Brittany McSwain

Human Resources Generalist

HUMAN RESOURCES

Glenda Morrison	Senior Director of Human Resources
Trang Do	Senior Human Resources Manager
Julie Strauss	Senior Total Rewards Manager
Ivory Youngblood	HRIS and Payroll Manager
Emily Brasseaux	Human Resources Generalist

OFFICE SERVICES

Marvin Dave	Office Services Manager
Jeremy Jones	Office Services Coordinator
Courtney Hazen	Receptionist
Carol Adatto Nelson	Team Travel Consultant / Carlson Wagonlit Travel

RISE

▶ TO EVERY OCCASION ◀

Ford trucks are built to haul, built to tow, built with Co-Pilot360™ Technologies to help you navigate crowded roads and highways with confidence. That's why, no matter what situation you put them in, Ford trucks rise to the occasion. Ford F-150, SuperDuty® and Ranger – Built Ford Tough and Built to be The Best In Texas.



OFFICIAL TRUCK AND SUV OF THE HOUSTON TEXANS
BEST IN TEXAS | [TEXASFORD.COM](https://www.texasford.com)



HOUSTON
TEXANS

EXECUTIVE
MANAGEMENT



ROBERT C.
MCNAIR

★ 1937 - 2018 ★



JANICE S. McNAIR

CO-FOUNDER AND SENIOR CHAIR



Janice Suber McNair is the co-founder and senior chair of the Houston Texans and co-founder of McNair Interests.

Since moving to Houston in 1960 with her late husband, Robert, Janice has raised four children and embarked on a lifelong career of giving back to the community, encouraging individuals to achieve their goals and creating opportunities for others. The McNairs have been champions of philanthropy for decades, giving generously to deserving causes while making education and medical research the cornerstones of their charitable giving. Contributions are made through The Robert and Janice McNair Foundation and the Houston Texans Foundation in Houston, and The Robert and Janice McNair Educational Foundation in Forest City, N.C. McNair serves as a director of both foundations. To date, they have contributed more than a half billion dollars to charity.

McNair, a graduate of Columbia College in Columbia, S.C., shares her late husband's vision and passion for helping others. Since establishing The Robert and Janice McNair Foundation in 1988, their philanthropy is dedicated to enhancing the quality of life for current and future generations by creating lasting, positive change.

With the inception of the Houston Texans in 2002 and a strong core value to do great things for Houston, the McNairs started the Houston Texans Foundation. The mission of the foundation is to be Champions for Youth. Since 2002, more than \$35 million has been raised through annual fundraising events, disaster response programs, United Way campaigns and partnerships with nonprofit organizations. The Texans Foundation has aligned with three strategic community partners: the Houston Texans YMCA, Boys & Girls Clubs of Greater Houston and the Houston Food Bank.

The McNairs established McNair Scholars programs which recruit the best and brightest students and faculty to the University of South Carolina, Columbia College, Rice University, Baylor College of Medicine, M.D. Anderson Cancer Center, the Menninger Clinic, Texas Children's Hospital and the Texas Heart Institute. Their contributions to academic medical research are leading to discoveries in the fields of Type 1 diabetes, cancer and the neurosciences. Baylor College of Medicine named the McNair Campus in recognition of their transformational gift in 2007 to the McNair Medical Institute and McNair Scholars Program.

In 2015, the McNairs began establishing McNair Centers for Entrepreneurism and Free Enterprise. Today, these Centers at Rice University's Baker Institute for Public Policy, the University of St. Thomas Houston, Houston Baptist University, the University of South Carolina and Northwood University in Midland, Michigan promote an understanding and appreciation of the role innovation, entrepreneurship and free enterprise play in society.

The McNair Foundation's gifts helped build McNair Field which serves as home to the Forest City Owls baseball team in North Carolina and created a memorial in recognition of the Mother Emanuel Nine at Mother Emanuel AME Church in Charleston, S.C.

Their love of community is evident throughout the City of Houston, including McNair Hall at Rice University's Jesse H. Jones Graduate School of Business, the McNair Foundation Jogging Trail at Discovery Green, McNair Asian Elephant Habitat and the addition of the African Forest at the Houston Zoo, United Way's 2-1-1 Center, McNair Gallery and Education Court at the Museum Fine Arts Houston, Houston Parks Bayou Greenways 2020, Houston Baptist University's McNair Hall and McNair Plaza and Pro-Vision's McNair Urban Farm and McNair Football and Track Field. When Hurricane Harvey hit the Houston area in 2017, the McNairs stepped forward immediately and gave \$3 million to the United Way of Greater Houston for relief efforts and helped restore the Houston Grand Opera.

Janice has been a strong proponent of the arts, serving as a trustee of the Museum of Fine Arts Houston and supporting the Houston Grand Opera and the Houston Symphony. Her vision for a Houston Independent School District (HISD) Fine Arts Initiative helped create a model program for the nation which earned HISD a U.S. Department of Education Grant.

The McNairs most recently chaired the American Cancer Society's "Hope Lodge Houston" capital campaign and co-chaired Texas Children's Hospital's "Promise Campaign." Janice has been honored by numerous nonprofit organizations including the Girl Scouts of San Jacinto Council in 2005, Houston Independent School District in 2008, Child Advocates in 2009, the Salvation Army in 2014 and the Prayer Institute in 2019. In 2010, the DePelchin Children's Center presented Janice and Bob McNair with their Kezia DePelchin Award and in the same year the Association of Fundraising Professionals presented them with their Maurice Hirsch Award for Philanthropy, the highest recognition given to an individual or family for exceptional generosity and outstanding civic and charitable responsibility. Texas Children's Cancer Center honored the McNairs as their 2011 Community Champions. In 2014, they were presented UNICEF's inaugural Margaret Alkek Williams Humanitarian Award and Houston Baptist University's President's Award, followed by the "Lombardi Honors Humanitarians of the Year" Award in 2017. In November 2018, they received Houston Baptist University's Founders Medal, which had only been awarded one other time. The McNair Foundation will receive the iScouting...Vale la Pena! Service Award from the Sam Houston Area Council of the Boy Scouts of America in 2019.

Janice has four adult children, sixteen grandchildren and three great grandchildren. She grew up in Orangeburg, S.C., was active in sports, choir and student government, and was elected vice president of the student council at Orangeburg High School, president of the South Carolina Association of Student Councils and governor of the South Carolina Girls' State. She attended Columbia College in Columbia, S.C. and later received an honorary doctorate from her school. McNair is a longtime breast cancer survivor.



D. CAL McNAIR

CHAIRMAN AND CHIEF EXECUTIVE OFFICER



D. Cal McNair is the chairman and chief executive officer of the Houston Texans. McNair was named chairman in July 2018 after serving as vice chairman since 2008. He assumed the role of chief executive officer in January 2019 after serving as chief operating officer from 2012-18 and has been a limited partner of the Texans since 2001. McNair also serves as vice chair of RCM Financial Services and as a director of Palmetto Trust Company.

McNair, who has been actively involved with the football operations of the franchise since its inception, has been part of the Texans' search committee in several key hires, including Head Coach and General Manager Bill O'Brien in 2014, former Executive Vice President of Football Operations and General Manager Rick Smith in 2006, former Head Coach Gary Kubiak in 2006 and former Defensive Coordinator Wade Phillips in 2011. McNair also attends NFL meetings as part of team management and serves on the NFL Investment Committee while chairing the Audit Committee.

The Texans are one of three teams to win their division four-or-more times since 2015 (Kansas City and New England) and have now won their division in six of the last nine seasons (2011-12, 2015-16 and 2018-19). Houston is coming off its fourth appearance in the AFC Divisional Round in franchise history (2011, 2012, 2016 and 2019) and its 21 wins since 2018 are the second-most in a two-year span in franchise history (22 from 2011-12).

In 2019, the Texans put together a 10-6 regular season and captured the AFC South title on the back of a 4-2 division record and signature wins against Kansas City, New England, Tennessee and in London against Jacksonville. Houston went on to defeat the Buffalo Bills in the Wild Card Round for their fourth postseason victory in franchise history. Following the season, McNair updated O'Brien's title to Head Coach and General Manager and Jack Easterby's title to Executive Vice President of Football Operations. O'Brien is now tied for the most division titles (four) and winning seasons (five) by an active head coach in their first six years in the NFL.

The Texans finished 2018 with an 11-5 record, which marked the second-most wins in a season in franchise history and the first season with double-digit wins since 2012. Houston became the first team to start a season 0-3 and win a division title since 1992 and won a franchise-record nine consecutive games in Weeks 4-13, which made them the first team in NFL history to win nine straight games after starting 0-3.

In 2016, the Texans put together their third-straight winning season (2014-16) for the first time in franchise history and captured back-to-back AFC South Division championships (2015-16). Houston advanced to the AFC Divisional Round for the first time since 2012 and finished the year with the NFL's top-ranked defense for the first time in franchise history. The team also posted a 7-1 record at home during the regular season, which set a single-season franchise record and tied for the best home

record in the NFL.

The 2015 season saw Houston clinch its third AFC South Division title in franchise history and first since 2012. The Texans also became the only NFL team since 1950 to make the playoffs with four different starting quarterbacks winning a game during the regular season and had a defense that finished third in the NFL in total yards (310.2) and passing yards (210.4) allowed per game.

In 2014, O'Brien led the team to a 9-7 record in his first year as the franchise's head coach. Houston's seven-win improvement under O'Brien led the NFL and made the Texans the sixth team since 1978 to post a winning season following a season in which it won two-or-less games. O'Brien finished second in the Associated Press NFL Coach of the Year voting in 2014.

After getting hired in 2006, Smith and Kubiak worked together to build the franchise's first two AFC South championship teams in 2011 and 2012. The hiring of Phillips, who was named the 2011 Pro Football Writers Association Assistant Coach of the Year, helped bring about the third-largest defensive turnaround in modern NFL history from 2010-11 and played a major role in the franchise's first-ever playoff berth.

Prior to 2001, McNair worked at Cogen Technologies for 11 years. In 1987, he was hired as one of the company's first employees. After beginning his tenure with Cogen, McNair helped oversee the construction of several major power plants in the eastern United States, managing those assets in the areas of financial analysis and project management.

McNair is a member of the board of trustees of the Robert and Janice McNair Foundation and is a director, chairman and chief executive officer of the Houston Texans Foundation. The Houston Texans Foundation, whose mission is to be "Champions for Youth," has donated more than \$35 million since its inception in 2002 through annual fundraising events, disaster response programs, the team's United Way campaign and partnerships with nonprofit organizations on gameday. In May of 2019, the Houston Texans Foundation and the McNair Family hosted the first-ever Champions for Youth Dinner at Steak 48.

McNair is also a member of the United Way's prestigious Alexis de Tocqueville Society and a current or past member of the Amegy Bank Advisory Board, the University of Texas Chancellor's Council, the Council of Overseers at Rice University's Jones Graduate School of Business, Houston Zoo Board, the Fort Worth Zoo Board and the All Saints' Episcopal School Board in Fort Worth.

McNair and his wife, Hannah, are involved in and support many charities and philanthropic efforts including the YMCA, Boys & Girls Clubs of America, Houston Food Bank, United Way, DePelchin Children's Center, Pro-Vision, Project 88, Bo's Place, The Holocaust Museum, Child Advocates, The Brookwood Community, The Mission of Yahweh, March of Dimes, American Cancer Society, MD Anderson, Lone Survivor Foundation, USO, Star Of Hope, Barbara

EXECUTIVE MANAGEMENT

Bush Houston Literacy Foundation, Houston Police Foundation, Candlelighters Childhood Cancer Family Alliance, Houston Livestock Show and Rodeo, Texas Children's Hospital, United States Fund For UNICEF, Houston Methodist Hospital, Houston Area Women's Center, The Children's Assessment Center, Impact A Hero, Freedom Place, Big Brothers Big Sisters and more.

McNair attended The University of Texas at Austin, where he

was a four-year member of the Longhorn football team. He earned a Master's of Business Administration degree from the Rice University Jesse H. Jones Graduate School of Management.

Born in Houston, McNair attended Cypress-Fairbanks High School. He has seven children: Devon, Raelyn, Vivian, Robert, Calhoun, Michael and Hunter Grace. He resides in Houston with Hannah.



JAMEY ROOTES
PRESIDENT



Jamey Rootes has been one of Houston's leading executives for more than two decades. He currently serves as President of the Houston Texans and is responsible for all business functions of the club. Since joining the Texans, Rootes has overseen the team's efforts to secure stadium-naming rights and sponsorship, coordinated radio and TV broadcasting relationships, engineered the club's successful ticket and suite sales campaigns, led the creation and launch of the team's identity and developed the team's highly acclaimed customer service strategy.

Under Rootes' leadership, the Texans have earned many distinctions, including numerous "Crystal Awards" and most recently two American Business Awards for marketing excellence. J.D. Power & Associates recognized the team for providing the best fan experience in the NFL and featured the Texans as a service success story in their book entitled "Satisfaction." The Texans were also recognized with Sports Business Journal's PRISM Award, which is given annually to the top major professional sports team based on business excellence criteria. In 2019, the Texans extended their sellout streak to 185 consecutive home games – a Houston NFL record and a testament to the quality of service and entertainment provided by the organization on gameday. As a result, the Texans have consistently been recognized as one of the most valuable professional sports franchises both in the NFL and globally, as measured by a variety of business publications.

Rootes also serves as President of Lone Star Sports & Entertainment (LSSE), a sports management agency associated with the Texans. LSSE has been a catalyst for some of Houston's most significant sporting events. Under Rootes' leadership, LSSE created and now manages the Texas Bowl, Houston's annual college football bowl game, as well as the Texas Kickoff, an annual college football game. In addition to college football games, Rootes has overseen the production of many soccer games put on by LSSE such as Copa América Centenario in 2016, the Manchester Derby in 2017 and an International Champions Cup match between global soccer powers Real Madrid and Bayern Munich in 2019.

Sports Business Journal twice selected Rootes as a member of its distinguished "Forty Under 40" list of leading sports executives, and in 2014 he was named a finalist for the Global Sports Executive of the Year by the Stadium Business Awards. Rootes was recognized in 2017 as the first-ever Houston Business Journal's Business Person of the Year after serving as chairman of the Greater Houston Partnership. In 2019, he was selected as one of Houston Business Journal's Most Admired CEOs. Earlier this year, Rootes was recognized as the 2020 Steinberg/DeNicola NFL Humanitarian of the Year. Rootes served on the Super Bowl Host Committees in 2004 and 2017 and was also appointed deputy chairman of two public boards for Super Bowl LI in 2017. He led

the efforts to secure the Texans appearance in the first-ever Monday Night Football game to be played in Mexico which helped to elevate Houston's visibility on an international scale.

Rootes maintains an active role in the community by serving on the Board of Directors of the Greater Houston Partnership and the United Way of Greater Houston. He also oversees the activities of the Houston Texans Foundation whose mission is to be "Champions for Youth". The Houston Texans Foundation has donated more than \$35 million since its inception in 2002 through annual fundraising events, disaster response programs, the team's United Way campaign and partnerships with nonprofit organizations on gameday.

Rootes has consistently been at the forefront of disaster recovery, most recently in response to COVID-19. This spring, he served as co-chair of the Greater Houston COVID-19 Recovery Fund, a first-ever partnership between the United Way of Greater Houston and the Greater Houston Community Foundation. The fund has raised over \$17 million to support the most vulnerable individuals and families in the community. In 2017 following the devastation of Hurricane Harvey, Rootes worked with the league office, NFL teams, the United Way and others to raise funds for those affected by the storm. In total, all NFL-related entities contributed well over \$50 million for Hurricane Harvey relief and recovery along the Texas Gulf Coast.

Prior to joining the Texans, Rootes helped to launch Major League Soccer as the president and general manager of the Columbus Crew. During his tenure, the Crew was consistently among the league's strongest teams both on and off the field, and Rootes was recognized as MLS's Executive of the Year in 1996 and Marketing Executive of the Year in 1999. Rootes helped lead the construction of Crew Stadium in 1999, which was the first stadium of its type in the United States. This facility earned distinction as America's Foremost Sports Facility of the Year and led to the development of numerous soccer-specific stadiums across the United States over the past decade, including BBVA Compass Stadium in Houston.

A native of Stone Mountain, Ga., Rootes graduated Cum Laude from Clemson University's Calhoun Honors College. While attending Clemson, Rootes was a member of the Tigers' soccer team that captured two NCAA titles and he served as Student Body President. While earning a Master's of Business Administration (MBA) with honors at Indiana University, he served as an assistant soccer coach for the Hoosiers. Rootes previously held positions at IBM and Procter & Gamble before entering sports. He lives in West University with his wife, Melissa, and their children, Chris and Caroline.



JACK EASTERBY

EXECUTIVE VICE PRESIDENT, FOOTBALL OPERATIONS



Jack Easterby was named the executive vice president of football operations on January 28, 2020, being promoted to the role after joining the Houston Texans as executive vice president of team development in April 2019. In his role, Easterby manages all football operations and directs the overall culture of the organization.

Easterby came to Houston after six seasons with the New England Patriots. He joined the Patriots prior to the 2013 season in the role of character coach. During his tenure, Easterby saw his role expand to include the title of team development director and management responsibilities over several sub-programs within the organization. The Patriots advanced to the AFC Championship Game in each of Easterby's six seasons and took part in four Super Bowls, winning three. In February 2015, the Patriots won Super Bowl XLIX in Phoenix, which marked the franchise's first Super Bowl victory in ten seasons. The team also played in Super Bowls LI, LIII and LVII, completing the greatest comeback in Super Bowl history to defeat the Atlanta Falcons in Super Bowl LI and topping the Los Angeles Rams in Super Bowl LVII.

Prior to joining the Patriots, Easterby served the Kansas City Chiefs organization for the 2011 and 2012 seasons in character development in a role created through the vision of former Kansas City Chiefs general manager Scott Pioli.

Over his impactful career, Easterby has served as a team/athlete development consultant for multiple NBA teams, United States National Teams, and has mentored numerous PGA Tour players as well as Major League Baseball players. Easterby gained his first NFL experience in the summer of 2004 with the Jacksonville Jaguars, helping in football operations and public relations. He became the character coach for the University of South Carolina Athletics Department from 2005-10, where he implemented team-building programs for all Olympic sports including the 2010 & 2011 Men's Baseball National Champions and the eventual Women's Basketball National Champion while he assisted in both academic and spiritual accountability initiatives on campus.

Easterby and his family are founders of The Greatest Champion Foundation – an educational nonprofit foundation built on Christian ethics that partners with leaders in high schools, universities and professional athletics to better equip leaders for the challenges they face. The foundation has trained and placed character coaches for athletic departments and professional organizations. Easterby continues to serve as Chairman of the Board of the foundation.

During his career devoted to the development of character and organizational culture, Easterby has strived to create leaders and organizations that demand equal opportunities for all individuals. During his time in New England, he was featured by the Boston Business Journal's Leaders in Diversity for his passion for diversity amongst leaders.

In Easterby's first year with Houston, the Texans put together a 10-6 regular season and captured the AFC South title on the back of a 4-2 division record and signature wins against the eventual Super Bowl champion Kansas City Chiefs, the New England Patriots, the Tennessee Titans, and in London, a win against the Jacksonville Jaguars. Houston went on to defeat the Buffalo Bills in the Wild Card Round and earn its fourth appearance in the AFC Divisional Round in franchise history. As a result of the team's success, Easterby was named executive vice president of football operations on Jan. 28, 2020.

Together with Head Coach and General Manager Bill O'Brien, Easterby helped re-shape the Texans roster prior to the 2019 season. Houston executed five trades before the season to acquire pivotal pieces to its division title run: T Laremy Tunsil and WR Kenny Stills from Miami, RB Duke Johnson from Cleveland, OLB Jacob Martin and OLB Barkevious Mingo from Seattle, RB Carlos Hyde from Kansas City and CB Keion Crossen from New England. During the season, the team landed CB Gareon Conley from Oakland to give them eight key contributors acquired via trade. Tunsil was named to his first career Pro Bowl after bolstering the left tackle position and signed a contract extension with the Texans in April 2020, while Hyde put together the first 1,000-yard season of his six-year career. Stills added to the receiving corps by catching 40 balls and averaging 14.0 yards per reception while adding four touchdowns and his first-career postseason touchdown grab in the AFC Divisional Round.

The Columbia, S.C. native graduated from Newberry College, where he captained the basketball and golf teams to historic seasons while setting records in men's golf for lowest nine-hole score and tying for the lowest 18-hole score. As a senior, Easterby was named Scholar Athlete of the Year by both Newberry College and the South Atlantic Conference as well as receiving the SAC Male Athlete Character Award, in addition to the American Legion Athlete of the Year Award.

Easterby and his wife, Holly, have two daughters, Houston and Harriet.



SUZIE THOMAS

EXECUTIVE VICE PRESIDENT AND CHIEF LEGAL AND ADMINISTRATIVE OFFICER



Suzie Thomas joined the Houston Texans and McNair Interests in March 2000. She currently oversees the legal, human resources, risk management and business administration functions for the Texans.

Thomas previously served as General Counsel and Chief Administrative Officer for McNair Interests in addition to holding these roles at the Texans. Prior to that, Thomas served as General Counsel and Vice President of Human Resources of Corporate Brand Foods America, Inc., a meat processing business that was subsequently purchased by Tyson Foods. Prior to CBFA, Thomas spent 16 years at Weatherford International Inc., an international energy service and manufacturing company, including the last 12 years as senior vice president and general counsel. She started her legal career as an associate attorney at Baker Botts L.L.P. in Houston.

Thomas earned her law degree from the University of Houston's Bates College of Law and her undergraduate degree in Spanish from the University of Texas. She is a member of the State Bar of Texas and also serves on the Board of Directors of Child Advocates, Inc.

Thomas resides in Houston.



JENNIFER DAVENPORT

SENIOR VICE PRESIDENT, MARKETING AND COMMUNITY DEVELOPMENT



Jennifer Davenport joined the Houston Texans in December 2010. As senior vice president of marketing and community development, Davenport administers and monitors usage of the Texans brand and all related advertising, creative and design work. She also oversees all gameday entertainment, community development, the Houston Texans Foundation, youth football initiatives, targeted fan development, merchandise sales and regional brand growth, including broadcast partnerships.

Since joining the Texans, Davenport has helped the organization earn prestigious awards such as the American Business Awards Silver Stevie for the team's Toros Bravos to Somos Texans Brand Renovation of the Year and Bronze Stevie for the team's Champions for Youth Dinner in 2020. She has also led her team to receive the following awards: AMA Crystal Award for Best In-House Newsletter (2019), Best Direct Mailer: Two Dimensional, Single Item (2019), Pop Warner Team of the Year (2018), Best Annual Report (2017), Best Logo Design (2017), Best Special Event Marketing (2016), Best Social Responsibility Campaign (2015), AMA Houston Marketer of the Year (2014) and more.

Davenport came to the Texans from the NBA's Houston Rockets and Toyota Center, where she served as marketing manager from May 2006 to November 2010. With the Rockets, Davenport oversaw advertising, grassroots promotions, fan development and non-sports publicity as well as all aspects of marketing for third party events and concerts at Toyota Center. Prior to her time with the Rockets, Davenport was the marketing director for 96.7 KISS FM (KHFI) and AM 1300 The Zone (KVET AM) at Clear Channel Radio in Austin, Texas.

Davenport is a member of the YMCA of Greater Houston Board of Directors, Houston Methodist Hospital's Brain and Bone Collaborative and the Discovery Green Conservancy Marketing Committee. A graduate of the Center for Houston's Future Leadership Forum, Davenport is also a founding board member of Houston's Women In Sports and Events (WISE) chapter and was a lead executive for the Super Bowl LI Host Committee. In 2019, Davenport was recognized as one of Houston Business Journal's Women Who Mean Business and was named to the Houston Business Journal's "Forty Under 40" in 2017.

A native of Crosby, Texas, Davenport graduated from Stephen F. Austin State University. She resides in Houston with her husband, John Dabkowski.



GREG GRISSOM

SENIOR VICE PRESIDENT, CORPORATE DEVELOPMENT



Greg Grissom was named senior vice president of corporate development in April 2017 and has been a part of the team's business operations staff since its inaugural 2002 season. He joined the Texans as a corporate sales manager before being promoted to director of corporate development in 2006 and then senior director of corporate development in May 2011. He was named vice president of corporate development in April 2012.

Grissom oversees the sales and partnership service of the Texans' corporate partnerships, including the sales of all related media properties and Houston Texans Luxe. Since 2012, the Texans franchise has seen landmark expansion from HoustonTexans.com to Texans Radio and Texans TV digital platforms, creating a wealth of new opportunities for sponsors and fans of the team. In addition, with the launch of Houston Texans Luxe in 2017, the Texans have become a leader in value creation for suite holders.

He has over two decades of experience in sports sponsorship sales, planning, execution and event marketing. Before joining the Texans, Grissom worked for Enron Corp. as a sports marketing specialist and spent more than four years with the Houston Astros as an account services manager and later as the club's promotions coordinator.

Grissom represents the Texans on the Board of Directors of the Houston Food Bank. A native of Austin, he attended Baylor University. He lives in Houston with his wife, Jamie, their daughter, Campbell, and son, Sam.



MARILAN LOGAN

SENIOR VICE PRESIDENT, CHIEF FINANCIAL OFFICER AND TREASURER



Marilan Logan is in her 21st year with the Houston Texans and serves as the franchise's senior vice president, chief financial officer and treasurer, managing all aspects of financial matters and payroll services for the Texans, Houston Texans Foundation and Lone Star Sports & Entertainment.

Logan came to the Texans after serving as controller/treasurer for the Houston Aeros Hockey Club, Aerodromes Ice Rinks and the Houston Aeros Foundation for two seasons.

Prior to joining the Houston Aeros, Logan was the controller for the Houston Oilers (now Tennessee Titans) from 1978-97. Her responsibilities included accounting for player contracts, maintaining the club's financial records, managing payroll/benefit services and aiding club management with special projects. Prior to the Oilers, she was a cost accounting specialist for Reed Tool Company.

Having spent almost 40 years within the professional sports world, Logan is considered a seasoned veteran. She has been highlighted in Forbes as one of the NFL's female financial scorekeepers and in the Houston Chronicle as a woman holding a key position in Houston sports. She is also a member of Women in Sports and Events (WISE), the leading voice and resource for professional women in the business of sports.

Marilan and her husband, Rick, have a daughter, Sandy; two sons, Jeff and Roy; and two grandsons, Kyle and Todd. The couple resides in Humble, Texas.



JOHN SCHRIEVER

SENIOR VICE PRESIDENT, TICKETING AND EVENT SERVICES



John Schriever is in his 21st year with the Texans and his 36th in the professional sports industry. Schriever has been part of the sales and service of more than 45 million tickets to sporting events during his career. He started with the Texans in July 2000 as director of ticket operations and was promoted to vice president, ticketing and event management in July 2003, and senior vice president, ticketing and event services in June 2011. Schriever oversees all aspects of ticketing and event services for the Texans and Lone Star Sports and Entertainment.

Schriever began his sports business career with the Texas Rangers Baseball Club in 1984 as a season ticket sales intern. He became a full-time staff member in the spring of 1985 and was promoted to director of ticket operations prior to the 1989 season. The Rangers underwent a variety of changes during Schriever's 12-year tenure with the franchise: the team was purchased by an ownership group headed by George W. Bush, acquired pitcher Nolan Ryan, closed Arlington Stadium, opened The Ballpark in Arlington and hosted the 1995 Major League Baseball All-Star Game.

During the summer of 1996, Schriever worked with the Atlanta Committee for the Olympic Games at the Summer Olympics. He worked in ticketing as a customer service manager at Fulton County Stadium and Olympic Stadium.

Following the Olympic Games, Schriever joined Texas Motor Speedway in Fort Worth, Texas as director of tickets. He was part of the management staff that opened the Speedway in the spring of 1997 to a debut crowd of more than 200,000 for its inaugural Winston Cup race.

Schriever is a graduate of Stephen F. Austin State University, where he earned a degree in business management. He and his wife, Dana, have two children, Nicholas and Sarah.



DEREK BEEMAN

VICE PRESIDENT, TICKET SALES AND BUSINESS INSIGHTS



Derek Beeman was named vice president of ticket sales and business insights for the Houston Texans in April 2020. He enters his 15th overall season with the team after having spent five years as the senior director of ticket sales and market analytics (2015-19), six as the director of ticket sales (2009-14) and three as a ticket sales manager (2006-08).

Beeman oversees all ticket sales efforts for the Texans and Lone Star Sports & Entertainment, including season tickets, club memberships, group tickets and individual game tickets. He's also responsible for overseeing the organization's business insights group, which is tasked with providing analytical support to all business units.

Before joining the Texans, Beeman spent four seasons with the NHL's Tampa Bay Lightning (2002-05), where he started as a ticket sales representative (2002) before serving as a group sales specialist (2003), corporate sales manager (2004) and suite sales manager (2005). In 2004, the organization won their first and only Stanley Cup championship.

Beeman played soccer at the University at Albany (1998-2002) in upstate New York, where he earned a degree in business administration with concentrations in finance and marketing and a minor in economics. He also earned a master's degree in strategic communications and leadership from Seton Hall University in 2010 and completed the NFL/Stanford Executive Program for Managers in 2012.

Originally from St. Louis, Beeman now lives in Fulshear, Texas with his wife, Ashlee, and their two kids, Ciara and Craig.



GREG KONDRITZ
VICE PRESIDENT AND GENERAL COUNSEL



Greg Kondritz enters his 17th season with the Houston Texans and second as vice president and general counsel after serving as the associate general counsel for two years. Kondritz advises the organization on a wide variety of legal matters, including contracts, trademark matters and compliance with NFL rules and regulations.

Prior to joining the Texans in June 2004, Kondritz practiced corporate and securities law for Fulbright & Jaworski L.L.P. in Houston, where he was a senior associate in the Corporate, Banking & Business section. Kondritz attended the NFL's management program at the Stanford University Graduate School of Business in June 2006. He also served as an adjunct professor of Sports Law at Houston Baptist University and a guest lecturer at a sports law program in Madrid, Spain.

Kondritz earned his bachelor's degree in finance from Murray State University in 1996 and a law degree from Vanderbilt University School of Law in 1999. Kondritz also served as a notes editor on the Vanderbilt Law Review.

Originally from West Frankfort, Ill., Kondritz and his wife, Alison, live in Houston with their three kids, Jack, Katie and Rowan.



AMY PALCIC
VICE PRESIDENT, COMMUNICATIONS



Amy Palcic joined the Houston Texans in June 2013. As vice president of communications, Palcic serves as the chief spokesperson and leads the public relations, football communications and corporate communications efforts for the Texans and handles all relationship management with the NFL's network TV partners. In February 2016, Palcic was promoted from director of corporate communications to director of communications and was elevated to vice president of communications in April 2018.

Palcic's team was selected as co-winners of the 2017 Pete Rozelle Award, recognizing the top NFL public relations team by the Professional Football Writers of America. She was the first director to win the award in their first year as well as the first female director to win the award.

In 2019, Palcic was named one of Women In Sports and Events (WISE) Women of Inspiration and Houston Business Journal's Women Who Mean Business. She also was named one of PR News' Top Women in PR in 2017.

Palcic joined the Texans after spending time as the vice president of public affairs for George Faine Enterprises (GFE), where she founded and developed a partnership between the NFL and University of Notre Dame to make Notre Dame the fifth school to educate athletes as part of the NFL Business Management and Entrepreneurial program. Prior to GFE, Palcic spent three years as the director of marketing and public relations at Premier Sports & Entertainment, an entertainment agency in Los Angeles, where she managed talent, pitched new business ideas, produced large-scale charity events, negotiated marketing and sponsorship deals for celebrity clients and served as an outside publicist to corporate partners. Palcic began her career in the National Football League with the Cleveland Browns as the director of communications for 10 years.

Palcic is a member of the Boys & Girls Club of Greater Houston Board of Directors and is a member of the Women In Sports and Entertainment (WISE) chapter in Houston. In 2006, Palcic attended Stanford University Executive Education Graduate School of Business and was selected as one of the "up-and-coming NFL Executives." She continued her education in May 2013 when she attended Rollins College Philanthropy Center and studied Development and Fundraising. She is a graduate of Auburn University.



JEFF SCHMITZ

VICE PRESIDENT AND CHIEF INFORMATION OFFICER



Jeff Schmitz is entering his 19th season with the Houston Texans in 2020 and currently serves as vice president and chief information officer.

Schmitz, who joined McNair Interests in March 1997, held positions in the treasury and accounting departments before moving into the IT department as manager of information technology in 2001.

Schmitz is responsible for leading all facets of technology for the Houston Texans, including infrastructure, information systems, development, information security and support. During his tenure, Schmitz has led teams responsible for stadium infrastructure design, data center design, voice and data service, unified communication, information security, compliance and software implementations.

Schmitz earned a bachelor's degree in business administration in accounting from Pittsburg State University in Kansas. He lives in Missouri City with his wife, Leslie, and their daughters, Courtney and Hannah.



MARC VANDERMEER

VICE PRESIDENT, BROADCASTING AND VOICE OF THE HOUSTON TEXANS



Marc Vandermeer has been a team fixture since it began play in 2002, calling every snap the Houston Texans have ever taken as the team's play-by-play announcer. Vandermeer officially joined the Texans as the director of radio broadcasting in June 2012 and was promoted to senior director of broadcasting in June 2013 before being named vice president of broadcasting in 2016.

In his role, Vandermeer serves as the "Voice of the Texans" and oversees the programs and content on HoustonTexans.com, Texans Radio on the flagship station KILT SportsRadio 610 AM and Texans television programming on ABC-13/KTRK, KPRC and Fox Sports Southwest. He was also co-host of the morning drive show for SportsRadio 610 until May 2012. Since the Texans began play, Vandermeer is the only current team employee to attend every single game in franchise history.

Vandermeer came to the Texans following a successful three-year run as the play-by-play voice for the Miami Hurricanes on 560 WQAM. He called the action for the Hurricanes' football and baseball national championship teams in 2001, hosted the athletic program's weekly show, Hurricane Hotline, and filled in on the WQAM Morning Show.

From 1995-99, Vandermeer was the play-by-play voice for the UMass Minutemen and served as the UMass Radio Network Director for WHMP AM/FM. He was promoted to station manager his final year with WHMP.

Vandermeer has called NCAA Basketball Tournament games for Westwood One Radio and was the play-by-play voice for Central Michigan University from 1992-95. He also serves on the Junior Achievement Board of Directors.

The Boston University alumnus and his wife, Corinne, have two sons, Luke and Liam.

TEXANS LIMITED PARTNERS



Mary Anne Dingus
Chairman
Dingus Investments



Charles W. Duncan III
President
Duncan Interests



Harry Gee Jr.
Principal
Gee & Zhang, LLP



E. Javier Loya
Chairman and CEO
OTC Global Holdings



Kay M. Onstead
President
Onstead Holdings, LLC



Gary R. Petersen
Partner
EnCap Investments,
L.P.



Fayez Sarofim
*Chairman of the
Board and Co-Chief
Investment Officer*
Fayez Sarofim & Co.



Joseph W. Sutton
Chairman and CEO
Sutton Ventures
Group, LLC

The expertise to

KEEP THE TEXANS MOVING



At Houston Methodist Orthopedics & Sports Medicine, we are experts in helping the body do what it was designed to do — stay in motion. As team doctors for the Houston Texans, our specialists are trusted to keep the players at the top of their game. So whether your goal is to get back on the field or get back to work, we have the expertise and technology to get you back on your feet — and keep you moving.



HOUSTON
Methodist
ORTHOPEDICS &
SPORTS MEDICINE

OFFICIAL HEALTH CARE PROVIDER

713.790.3333
houstonmethodist.org/texans
18 convenient locations



HOUSTON
TEXANS

COACHING STAFF



BILL O'BRIEN

HEAD COACH AND GENERAL MANAGER

7TH SEASON WITH TEXANS / 12TH NFL SEASON



Bill O'Brien is in his seventh season as the head coach of the Houston Texans and added the title of general manager on Jan. 28, 2020. He became the third head coach in franchise history on Jan. 3, 2014 and received a four-year contract extension on Jan. 13, 2018. He is also the fourth general manager in team history.

O'Brien, who owns 28 years of collegiate and NFL coaching experience, is tied for the most division titles (four) and winning seasons (five) by an active head coach in their first six years in the NFL. Houston is also one of three teams to win its division four-or-more times since 2015 (Kansas City and New England) and its 21 wins since 2018 are the second-most in a two-year span in franchise history (22 wins from 2011-12).

In 2019, the Texans put together a 10-6 regular season and captured the AFC South title on the back of a 4-2 division record and signature wins against Kansas City, New England, Tennessee and in London against Jacksonville. Houston went on to defeat the Buffalo Bills in the Wild Card Round and earn its fourth appearance in the AFC Divisional Round in franchise history (2011, 2012, 2016 and 2019).

Houston executed five trades before the season to acquire pivotal pieces to its division title run: T Laremy Tunsil and WR Kenny Stills from Miami, RB Duke Johnson from Cleveland, OLB Jacob Martin and OLB Barkevious Mingo from Seattle, RB Carlos Hyde from Kansas City and CB Keion Crossen from New England. During the season, the team landed CB Gareon Conley from Oakland to give them eight key contributors acquired via trade. Tunsil was named to his first career Pro Bowl after bolstering the left tackle position and signed a contract extension with the Texans in April 2020, while Hyde put together the first 1,000-yard season of his six-year career.

On offense, the Texans were led by three Pro Bowlers: Tunsil, WR DeAndre Hopkins and QB Deshaun Watson. Houston finished the season with a 3,500-yard passer (Watson), a 1,000-yard rusher (RB Carlos Hyde) and a 1,000-yard receiver (Hopkins) for just the fourth time in franchise history and first since 2012. Under O'Brien, Watson has become a two-time Pro Bowler and the only player in NFL history to record consecutive seasons (2018-19) with at least 25 passing touchdowns and five rushing touchdowns.

The Texans tied the team record for most overall touchdowns scored (46) in a single season in team history (2009 and 2012) and set franchise records for highest redzone touchdown percentage (64.2) and fewest three-and-outs (24). Houston also tallied 27 receptions of 30-or-more yards in 2019, which tied for third in the NFL, and TE Darren Fells broke the franchise record for most touchdown receptions by a tight end with a career-high seven.

Defensively, ILB Zach Cunningham (137), who notched the fourth-highest single-season tackle total in franchise history, and ILB Benardrick McKinney (101) led the team in tackles and combined for the most by a pair of Houston teammates since

2009. OLB Whitney Mercilus led the team with 7.5 sacks followed by DE J.J. Watt (4.0) while eight other players set single-season career highs.

Additionally, Houston led the NFL and set the single-season franchise record in opponent punt return average, allowing just 3.4 yards per return, and opponent field position after kickoffs (22.9 yard line). The Texans also blocked multiple field goals in a season for the fourth time in team history (2003, 2011, 2013 and 2019) and recovered an onside kick for the first time since 2016.

Under O'Brien (2014-19), the Texans are 37-3 when leading at halftime of a regular season game, which marks the third-highest winning percentage (92.5) in the NFL over that span. Houston is also 34-2 when allowing less than 20 points to their opponent under O'Brien, which is the second-best winning percentage (94.4) in the league since 2014. Additionally, the Texans have posted a 17-1 record when they don't turn the ball over, which is the second-best record in the NFL since 2014, and they lead the NFL with 15 comeback wins over the last two seasons (2018-19).

In 2018, the Texans captured an AFC South title with an 11-5 record, which marked the second-most wins in a season in franchise history and the first season with double-digit wins since 2012. Houston became the first team to start 0-3 and win a division title since 1992 and won a franchise-record nine consecutive games in Weeks 4-13, which made it the first team in NFL history to win nine straight games after starting 0-3.

Houston allowed just 19.8 points per game in 2018, including an NFL-best 17.3 points per game from Weeks 5-17. The Texans had a turnover differential of plus-13, which set a single-season franchise record, led the AFC and ranked second in the NFL. They also led the AFC and ranked second in the NFL in points off turnovers with 111 total points scored off their 29 takeaways (15 interceptions, 14 fumble recoveries) while committing the fewest turnovers (16) in a single season in team history. Additionally, Houston led the NFL in opponent rushing average, allowing just 3.44 yards per carry, and in comeback wins with nine total.

The Texans had six players named to the Pro Bowl in 2018: DE/OLB Jadeveon Clowney, WR DeAndre Hopkins, ILB Benardrick McKinney, RB Lamar Miller, QB Deshaun Watson and DE J.J. Watt. Hopkins and Watt were also named to the Associated Press NFL All-Pro First Team. Hopkins finished the season with a single-season career-high 115 receptions for a single-season career-high 1,572 yards (13.7 avg.) and 11 touchdowns. Watt compiled 61 total tackles, 16.0 sacks, 25 quarterback hits, 18 tackles for loss, four passes defended and seven forced fumbles while Watson became the first player to record at least 4,000 passing yards, 25 passing touchdowns, 500 rushing yards and five rushing touchdowns in a single season in NFL history.

Under O'Brien's tutelage in 2017, Watson put together a historic rookie season despite playing in just seven games before

sustaining a season-ending injury. He set NFL records for most passing touchdowns (19) through a player's first seven career games in NFL history and most passing touchdowns (18, Weeks 3-8) by a rookie over any five-game span in NFL history. At the time of his injury, the Texans featured the league's highest-scoring offense (30.7 points per game). Additionally, Hopkins was named to the AP NFL All-Pro First Team after posting 96 receptions for 1,378 yards (14.4 avg.) and a franchise-record 13 touchdowns in 2017, making him one of 15 players in NFL history to post those numbers in a season and the third-youngest ever to do so.

The Texans scored 30-or-more points six times in 2017, which tied the franchise record for the most games with 30-or-more points in a season (2012). In Week 4 vs. Tennessee, the Texans scored the most points in a game in franchise history with 57 and scored a team-record seven touchdowns. Houston won by the largest margin of victory in Texans history with a 43-point win and won by the largest point differential of any divisional matchup in AFC South history.

In his first three years (2014-16), O'Brien led the Texans to three straight winning seasons for the first time in franchise history and back-to-back AFC South division championships. He became just the 14th coach since 1978 to begin his NFL head coaching career with three consecutive winning seasons.

In 2016, the Texans defeated the Oakland Raiders in the AFC Wild Card Round and advanced to the Divisional Round for the first time since 2012. The Texans finished the season with the NFL's top-ranked defense for the first time in franchise history, surrendering an average of only 301.3 total net yards per game. The team also posted a 7-1 record at home during the regular season, which set a single-season franchise record and tied for the best home record in the NFL.

In 2015, Houston became the first NFL team since 1950 to make the playoffs with four different starting quarterbacks winning a game during the regular season when they won the AFC South division championship for the first time since 2012. Houston set franchise single-season records for sacks (45) and opponent third-down percentage (28.5), which also was the lowest mark by any NFL team since the 2003 Tennessee Titans (27.7). DE J.J. Watt won his third Associated Press NFL Defensive Player of the Year award after leading the league with 17.5 sacks, 50 quarterback hits and 29 tackles for loss.

In 2014, O'Brien's first year as the franchise's head coach, Houston's seven-win improvement from 2013 led the NFL and made the Texans the sixth team since 1978 to post a winning season following a season in which it won two-or-less games. The Texans just missed the playoffs as the last team out in the AFC and O'Brien finished second in AP NFL Coach of the Year voting to Bruce Arians.

O'Brien earned his first victory with a 17-6 season-opening win against Washington at NRG Stadium, ending Houston's 14-game losing streak in the process. Following a bye in Week 10, Houston went 5-2 with three different starting quarterbacks leading the Texans to wins down the stretch. The team also led the NFL in takeaways with a franchise-record 34 and became just the third team in the last 20 years to lead the league in takeaways after finishing last the year before.

Prior to joining the Texans, O'Brien, a Brown University alum, took on one of the tallest tasks in college football history when he was named head coach at Penn State on Jan. 6, 2012. He spent

two years leading the program through one of the greatest periods of strife any major college has endured, garnering national and conference coach-of-the-year awards in the process. In addition to replacing Joe Paterno, the all-time winningest head coach in NCAA Football Bowl Subdivision history, O'Brien had to guide PSU through heavy scholarship reductions, a four-year postseason ban, an open transfer policy and the public aftermath of a devastating scandal that threatened the football program's storied existence.

Although odds of success were low, Penn State won eight of its final 10 games to finish the 2012 season with an 8-4 record. O'Brien, who also served as offensive coordinator for the Nittany Lions, was named the Bear Bryant, Maxwell Football Club and ESPN National Coach of the Year after winning more games than any other first-year head coach in the program's previous 125 seasons. He was also named the Big Ten Conference's Dave McClain Coach of the Year by media and the Hayes-Schembechler Coach of the Year by coaches. O'Brien directed a fast-paced unit in 2012 that averaged 437.0 yards per game in conference play to lead the Big Ten. His offense also produced the conference's top rusher (Zach Zwinak), receiver (Allen Robinson) and passer (Matt McGloin).

A member of the Patriots' coaching staff from 2007-11, O'Brien helped lead the team to a pair of Super Bowl berths. He rose from offensive assistant to wide receivers coach in 2008 and then quarterbacks coach from 2009-10 prior to being named offensive coordinator/quarterbacks coach in 2011. The Patriots earned the top seed in the AFC with a 13-3 record and advanced to Super Bowl XLVI with O'Brien coordinating the offense in 2011. New England led the AFC in scoring with 32.1 points per game, and was second in the NFL in total offense (428.0 yards per game) and passing (317.8). QB Tom Brady threw for a career-high 5,235 yards (second in NFL) and 39 touchdowns. WR Wes Welker led the NFL with 122 receptions and set a career high with 1,569 yards. TE Rob Gronkowski, who set career bests with 90 receptions for 1,327 yards, led the NFL with 17 touchdown receptions, a record for an NFL tight end.

In O'Brien's second season as quarterbacks coach with the Patriots in 2010, Brady was selected as the first unanimous AP NFL MVP after leading the team to an NFL-best 14-2 mark. While O'Brien was his position coach from 2009-11, Brady led the AFC in attempts (1,668), completions (1,096), touchdown passes (103), interception percentage (1.7) and passer rating (104.0) and ranked second in the conference in passing yards (13,533).

O'Brien began his coaching career at Brown in 1993 as a tight ends coach before serving as inside linebackers coach in 1994. He joined George O'Leary's Georgia Tech staff in 1995 as a graduate assistant, helping the Yellow Jackets to bowl appearances in each of his last six seasons. O'Brien coached running backs from 1998-2000 before being promoted to offensive coordinator and quarterbacks coach in 2001 and assistant head coach in 2002.

O'Brien joined Ralph Friedgen's staff at Maryland in 2003 as running backs coach. Following two years in College Park, O'Brien served as offensive coordinator and quarterbacks coach at Duke from 2005-06.


Born in Dorchester, Mass., O'Brien grew up in Andover and graduated from St. John's Preparatory School in Danvers. O'Brien went on to play linebacker and defensive end at Brown from 1990-92. He graduated with a double concentration in political science and organizational behavioral management in 1992. O'Brien and his wife, Colleen, have two sons: Jack and Michael.

COACHING STAFF



O'BRIEN'S COACHING LEDGER

2020	Head Coach and General Manager	Houston Texans
2014-19	Head Coach	Houston Texans
2012-13	Head Coach	Penn State
2011	Offensive Coordinator/Quarterbacks	New England Patriots
2009-10	Quarterbacks	New England Patriots
2008	Wide Receivers	New England Patriots
2007	Offensive Assistant	New England Patriots
2005-06	Offensive Coordinator/Quarterbacks	Duke
2003-04	Running Backs	Maryland
2002	Assistant Head Coach	Georgia Tech
2001	Offensive Coordinator/Quarterbacks	Georgia Tech
1998-00	Running Backs	Georgia Tech
1995-97	Graduate Assistant	Georgia Tech
1994	Inside Linebackers	Brown
1993	Tight Ends	Brown



ROMEO CRENNEL

ASSOCIATE HEAD COACH

7TH SEASON WITH TEXANS / 38TH NFL SEASON

86 89 90 96 98 01 03 04 10 15 16 18 19

Division Titles

AAAA

NN



Romeo Crennel enters his seventh season with the Houston Texans and first in the role of associate head coach. He served two seasons as assistant head coach / defensive coordinator, one as assistant head coach / defense and three as defensive coordinator. The 2020 season will be Crennel's 38th year in the NFL and his 49th overall in coaching after an 11-year career on the collegiate level.

One of the most decorated assistant coaches in NFL history, Crennel has been a part of 17 playoff appearances with 13 division crowns, six conference titles and has won five of the six Super Bowls he has appeared in (New York Giants – XXI and XXV, New England Patriots – XXXVI, XXXVIII and XXXIX). In recognition of Crennel's accomplishments, the Pro Football Writers of America (PFWA) awarded him with the 2020 Paul "Dr. Z" Zimmerman Award for lifetime achievement as an assistant coach.

With Crennel on staff since 2014, the Texans rank among the top-10 in a variety of defensive categories, including pick-sixes (NFL-best 14), passes defended (477), interceptions (83), quarterback hits (565), opponent third-down percentage (37.4), opponent completion percentage (61.9) and rushing yards allowed per game (102.9).

Crennel's defenses led the Texans to back-to-back AFC South Division championships the last two seasons and in 2015 and 2016, making Houston one of three teams to win its division four-or-more times since 2015 (Kansas City and New England). His unit was also instrumental in the Texans putting together three straight winning seasons for the first time in franchise history (2014-16) and back-to-back double-digit win seasons that represented the second-most wins (21) over a two-year span in franchise history (22 wins from 2011-12).

In 2019, the Texans put together a 10-6 regular season and captured the AFC South title on the back of a 4-2 division record and signature wins against Kansas City, New England, Tennessee and in London against Jacksonville. Houston went on to defeat the Buffalo Bills in the Wild Card Round and earn its fourth appearance in the AFC Divisional Round in franchise history (2011, 2012, 2016 and 2019).

Defensively, ILB Zach Cunningham (137), who notched the fourth-highest single-season tackle total in franchise history, and ILB Benardrick McKinney (101) led the team in tackles and combined for the most by a pair of Houston teammates since 2009. OLB Whitney Mercilus led the team with 7.5 sacks followed by DE J.J. Watt (4.0) while eight other players set single-season career highs.

Houston allowed just 19.8 points per game in 2018, including an NFL-best 17.3 points per game from Weeks 5-17. The Texans had a turnover differential of plus-13, which set a new single-season franchise record, led the AFC and ranked second in the NFL. Houston also led the AFC and ranked second in the NFL in points

off turnovers with 111 total points scored off their 29 takeaways (15 interceptions, 14 fumble recoveries).

In their first full season playing together, DE J.J. Watt and DE/OLB Jadeveon Clowney established themselves as one of the premier edge defender duos in the NFL. After playing in just eight games over the previous two years, Watt earned his fifth career Associated Press First-Team All-Pro selection and Pro Bowl bid after notching 16.0 sacks on the season, making him just the second player in NFL history (Reggie White) with four seasons of at least 15.0 sacks – three of which came under Crennel. Clowney was named to the Pro Bowl for a third consecutive season under Crennel after adding 9.0 sacks, 21 quarterback hits, 16 tackles for loss and a career-high three fumble recoveries in 15 games. ILBs Zach Cunningham and Benardrick McKinney, who reached the Pro Bowl for the first time in his career, tied for the team lead with 105 tackles each and keyed a stout Texans run defense that led the NFL and set a new franchise mark for lowest opponent yards per rush at just 3.44.

The Texans defense had the second-most tackles for loss in a single season in franchise history with 85 in 2017 and had 26 different players record at least one tackle for loss, which led the NFL and set a single-season franchise record for most players with a tackle for loss. The Texans also had 32 sacks as a team in 2017 and an NFL-high and a franchise-record 18 different players with at least 0.5 sacks. Houston tied for fifth in the league with four defensive touchdowns and allowed the second-lowest opponent rushing average in team history at 3.97 yards per carry.

Despite dealing with injuries to multiple key starters, Houston received strong play from rookie ILBs Dylan Cole and Cunningham, DE/NT D.J. Reader and McKinney in 2017. Cunningham finished second on the team with 82 total tackles (45 solo), which tied for second among all NFL rookies and fourth in franchise history among rookies. Cole compiled 25 total tackles (10 solo), 1.0 sack, two interceptions, two quarterback hits, four tackles for loss, three passes defended and seven special teams tackles. Reader became a force for the Texans in his second NFL season, setting single-season career highs in total tackles (47), solo tackles (23), quarterback hits (six), tackles for loss (three) and games started (14). McKinney logged a team-leading 95 total tackles (62 solo) along with 3.0 sacks, eight quarterback hits and a single-season career-high 10 tackles for loss while starting all 16 games in 2017.

The Texans finished the 2016 season with the NFL's top-ranked defense for the first time in franchise history, surrendering an average of only 301.3 total net yards per game. They also gave up the fewest first downs (17.0) and second-fewest net passing yards (201.6) per game. From Weeks 8-17, Houston allowed an average of 71.9 net rushing yards per game and opponents only scored three rushing touchdowns during that span, both of which led the league. Houston was the only team in the NFL to not allow a 300-yard passer and its 7-1 record at home and 5-1 record in the

division both tied franchise records and propelled the team to the AFC Divisional Round for the first time since 2012.

Crennel and the Texans defense accomplished all these accolades despite losing Watt and CB Kevin Johnson to injured reserve and starting 20 different players on defense, which tied for the fourth-most in franchise history at the time. The team also used 15 different starting lineup combinations on defense, which tied for the second-most in the league.

Clowney earned Pro Bowl honors for the first time in his career while OLB Whitney Mercilus led the team in sacks with 7.5 and tied for the NFL lead with four defensive fumble recoveries. ILB Benardrick McKinney led the team with a career-high 129 tackles and became the second player in franchise history with more than 100 tackles and 5.0 sacks in a season. S Quintin Demps led all NFL safeties in 2016 with a career-high six interceptions, which also tied for the second-most in a single season in Texans history.

In 2015, Houston finished third in the league in net yards (310.2) and net passing yards allowed per game (210.4), fifth in opponent completion percentage (59.0) and seventh in points allowed per game (19.6). Houston, which won its first AFC South division championship since 2012, also set franchise single-season records for sacks (45) and third-down percentage (28.5). That percentage led the NFL in 2015 and at the time was the lowest single-season mark by any NFL team since the 2003 Tennessee Titans (27.7).

The Texans allowed six points or less five times in 2015, which led the NFL and tied for the most such games in a season since the 1991 New Orleans Saints (six games). On the season, the Texans did not allow the opposing team to score a touchdown in four games.

Watt became the second player in NFL history to win Associated Press NFL Defensive Player of the Year in back-to-back years under Crennel in 2015, to go along with being named to the Pro Bowl, AP NFL All-Pro First Team and PFWA All-NFL team. Watt led the NFL in sacks (17.5), tackles for loss (29) and quarterback hits (50) for the second straight year. Watt and Mercilus (12.0 sacks) combined for the most sacks by any pair of teammates in franchise history (29.5).

ILB Brian Cushing enjoyed one of the best years of his career in 2015, totaling 110 tackles, while CB Johnathan Joseph set a career high with 22 passes defended. The Texans defense also got major contributions from their rookie class with CB Kevin Johnson (nine passes defended) and ILB Benardrick McKinney (58 tackles) playing key roles under Crennel.

In 2014, the Texans defense made huge improvements and set multiple franchise records. The team posted a 4-1 record after Thanksgiving, leading the league in opponent completion percentage (49.2), third-down defense (22.6 percent) and rushing touchdowns allowed (0), while yielding just 260.1 net yards and 16.2 points per game.

For the season, Houston became just the third team in the last 20 years to lead the league in takeaways, with a franchise-record 34, after finishing last the previous season (11 in 2013). The Texans also set a franchise record for points off turnovers and had 11 players record interceptions. They led the NFL with 35 points scored against opposing offenses and set a team record with five defensive touchdowns.

Watt had one of the best seasons ever for a defensive player in 2014 and became the most decorated player in franchise history, earning All-Pro, Pro Bowl and numerous player of the year honors, including the distinction of being the first-ever unanimous

selection as NFL Defensive Player of the Year. Watt recorded five total touchdowns (three on offense), six takeaways, 20.5 sacks, a safety and league bests of 51 quarterback hits and 29 tackles for loss.

Crennel came to Houston following a three-year stint with the Kansas City Chiefs (2010-12) where he served as defensive coordinator (2010-11), interim head coach (2011) and head coach (2012). In that time, his defense ranked 12th in the NFL (340.0 net yards per game) and sixth in pass defense (214.0 net yards per game). Under Crennel's guidance in 2012, the Chiefs sent six players to the Pro Bowl, with four of them on the defensive side of the ball. The Chiefs' six Pro Bowlers were the most the team had sent to the annual all-star game since the 2005 season and the four defensive players were the most making the trip since the 1995 season.

Prior to Kansas City, Crennel spent four seasons as head coach of the Cleveland Browns (2005-08) in his second turn with the organization. In 2007, he led Cleveland to a 10-6 record, the club's best mark since finishing 11-5 in 1994. The Browns won a franchise-record seven consecutive home games in 2007 as six players were selected to the Pro Bowl.

From 2001-04, Crennel served as defensive coordinator with the New England Patriots, where he helped the team win three Super Bowl titles. This was his second go-around with the organization and, during his four seasons in New England, the Patriots registered a 48-16 (.750) regular season record and a 9-0 postseason mark. The Patriots compiled 89 interceptions during his tenure, the second-highest total over that span behind only Tampa Bay (95). Crennel's defensive unit also returned an NFL-high 14 interceptions for touchdowns from 2001-04.

In 2004, the Patriots defense tied for second in the NFL, allowing only 16.3 points per game en route to their Super Bowl XXXIX victory over Philadelphia.

Crennel was named the NFL Assistant Coach of the Year by the Pro Football Writers of America following the 2003 season. He led a Patriots defensive unit that allowed a league-low 14.9 points per game, the second-best single-season mark in team history. New England led the NFL with 29 interceptions and six defensive touchdowns in the regular season and went on to defeat Carolina in Super Bowl XXXVIII.

The Patriots ranked sixth in the NFL in 2001, surrendering just 17.0 points per game. Despite St. Louis averaging an NFL-high 31.4 points per game in 2001, Crennel's unit limited the Rams to just 17 points in New England's Super Bowl XXXVI victory.

Prior to a one-year stint as Cleveland's defensive coordinator/defensive line coach in 2000, Crennel spent three seasons as the defensive line coach with the New York Jets (1997-99). The defense never allowed more than 20.0 points per game in any of his three seasons with the team. The Jets ranked second in the NFL in points allowed per game in 1998, as New York advanced to the AFC Championship Game for the first time since 1982.

Before joining the Jets, Crennel served as the defensive line coach for four campaigns in New England (1993-96), helping propel the club to a berth in Super Bowl XXXI.

Crennel began his NFL coaching career with a 12-year stint with the New York Giants (1981-92), serving as the defensive line coach (1990-92), special teams coach (1983-89) and special teams/defensive assistant coach (1981-82). During his tenure with the Giants, the club qualified for the playoffs six times, claiming

COACHING STAFF

wins in Super Bowls XXI and XXV. While with the Giants, Crennel worked with multiple Super Bowl-winning head coaches in Bill Parcells, Bill Belichick and Tom Coughlin.

Crennel began his coaching career as a graduate assistant in 1970 at his alma mater, Western Kentucky, before enjoying a four-season stint (1971-74) as the school's defensive line coach. From there, Crennel began his longtime association with Parcells at Texas Tech (1975-77) where Parcells served as defensive coordinator. He also spent two years at Mississippi (1978-79) coaching the defensive ends. Crennel concluded his collegiate coaching career with a one-year stop at Georgia Tech (1980).



A four-year starter on the defensive line for Western Kentucky, Crennel was elected captain as a senior. A rash of injuries during his senior season forced him to switch to offensive tackle where he earned team MVP honors. He attended Fort Knox High School in Fort Knox, Ky., and Central High School in Amherst, Va. His brother, Carl, entered the NFL as a ninth-round draft choice (209th overall) of Pittsburgh in 1970, playing one season with the Steelers before enjoying an 11-year career in the Canadian Football League. Crennel and his wife Rosemary have three daughters, Lisa Tulley, Tiffany Strokes and Kristine Cullinane. The Crennels have eight grandchildren.

CRENNEL'S COACHING LEDGER

2020	Associate Head Coach	Houston Texans
2018-19	Assistant Head Coach/Defensive Coordinator	Houston Texans
2017	Assistant Head Coach/Defense	Houston Texans
2014-16	Defensive Coordinator	Houston Texans
2012	Head Coach	Kansas City Chiefs
2011	Interim Head Coach/Defensive Coordinator	Kansas City Chiefs
2010	Defensive Coordinator	Kansas City Chiefs
2005-08	Head Coach	Cleveland Browns
2004	Defensive Coordinator	New England Patriots
2002-03	Defensive Coordinator/Defensive Line	New England Patriots
2001	Defensive Coordinator	New England Patriots
2000	Defensive Coordinator/Defensive Line	Cleveland Browns
1997-99	Defensive Line	New York Jets
1993-96	Defensive Line	New England Patriots
1990-92	Defensive Line	New York Giants
1983-89	Special Teams	New York Giants
1981-82	Special Teams/Defensive Assistant	New York Giants
1980	Defensive Line	Georgia Tech
1978-79	Defensive Ends	Mississippi
1975-77	Defensive Assistant	Texas Tech
1971-74	Defensive Line	Western Kentucky
1970	Graduate Assistant	Western Kentucky



TIM KELLY

OFFENSIVE COORDINATOR / QUARTERBACKS

7TH SEASON WITH TEXANS / 7TH NFL SEASON

15 16 18 19
Division Titles



Tim Kelly was named offensive coordinator of the Houston Texans in February 2019 and added the role of the quarterbacks coach in March 2020. He is in his seventh overall campaign with the team after spending two seasons as tight ends coach (2017-18) and three years as an offensive quality control coach (2014-16). He also assisted Mike Devlin with the offensive line in 2016.

In Kelly's first season as offensive coordinator in 2019, the Texans put together a 10-6 regular season and captured the AFC South title on the back of a 4-2 division record and signature wins against Kansas City, New England, Tennessee and in London against Jacksonville. Houston went on to defeat the Buffalo Bills in the Wild Card Round and earn its fourth appearance in the AFC Divisional Round in franchise history (2011, 2012, 2016 and 2019). The Texans' division crown made them one of three teams to win their division four-or-more times since 2015 (Kansas City and New England) and its 21 wins since 2018 are the second-most in a two-year span in franchise history (22 wins from 2011-12).

Houston executed three trades before the season to acquire pivotal offensive pieces to its division title run: T Laremy Tunsil and WR Kenny Stills from Miami, RB Duke Johnson from Cleveland and RB Carlos Hyde from Kansas City. Tunsil was named to his first career Pro Bowl after bolstering the left tackle position and signed a contract extension with the Texans in April 2020, while Hyde put together the first 1,000-yard season of his six-year career.

On offense, the Texans were led by three Pro Bowlers: Tunsil, WR DeAndre Hopkins and QB Deshaun Watson. Houston finished the season with a 3,500-yard passer (Watson), a 1,000-yard rusher (RB Carlos Hyde) and a 1,000-yard receiver (Hopkins) for just the fourth time in franchise history and first since 2012. With Kelly on staff, Watson has become a two-time Pro Bowler and the only player in NFL history to record consecutive seasons (2018-19) with at least 25 passing touchdowns and five rushing touchdowns.

The Texans tied the team record for most overall touchdowns scored (46) in a single season in team history (2009 and 2012) and set franchise records for highest redzone touchdown percentage (64.2) and fewest three-and-outs (24). Houston also tallied 27 receptions of 30-or-more yards in 2019, which tied for third in the NFL, and TE Darren Fells broke the franchise record for most touchdown receptions by a tight end with a career-high seven.

In 2018, the Texans captured an AFC South title with an 11-5 record, which marked the second-most wins in a season in franchise history and the first season with double-digit wins since 2012. Houston became the first team to start 0-3 and win a division title since 1992 and won a franchise-record nine consecutive games in Weeks 4-13.

Under Kelly in 2018, the Texans tight end group played a key role in the offense despite their youth. Rookie TE Jordan Thomas posted 20 receptions for 215 yards (10.8 avg.) and four touchdowns in 16 games (10 starts). Thomas tied Andre Johnson

(four) for the second-most touchdown receptions by a rookie in a season in franchise history and tied a franchise record for the most touchdown receptions in a game by a rookie when he caught two against Miami in Week 8. He was the only rookie tight end in the NFL in 2018 to record multiple touchdown receptions in a game.

Houston also got production from rookie TE Jordan Akins in 2018 as he compiled 17 receptions for 225 yards (13.2 avg.) in 16 games (six starts) while the veteran in the group, TE Ryan Griffin, posted 24 receptions for 305 yards (12.7 avg.) in 14 games (11 starts). In Week 14 vs. Indianapolis, the Texans accumulated the third-most receiving yards (151) by a tight end group in a single game in franchise history. The performance marked the most receiving yards by Houston tight ends in a game since 2011.

In Kelly's first season overseeing tight ends in 2017, mainstays C.J. Fiedorowicz (five games played) and Griffin (seven games played) were limited to the fewest games of their respective careers after landing on the Reserve/Injured list. In their stead, second-year TE Stephen Anderson led the group with career highs of 25 receptions for 342 receiving yards (13.7 avg.) and a touchdown in 15 games played. The Texans tied for the fewest dropped passes in a single season in franchise history with only 14.

The Texans scored 30-or-more points six times in 2017, which tied the franchise record for the most games with 30-or-more points in a season (2012). Houston also threw for the third-most passing touchdowns in a single season in franchise history (28) and the most 25-plus yard completions in a single season in franchise history (38). In Week 4 vs. Tennessee, the Texans scored the most points in a game in franchise history with 57, recorded a team-record seven touchdowns and won by the largest margin of victory in Texans and AFC South history with a 43-point win.

Kelly helped the Texans win back-to-back AFC South division championships in 2015-16 and post three straight winning seasons – both firsts in franchise history. In Kelly's first three years with the team, the Texans ranked third in the AFC and sixth in the NFL in rushing (119.8 yards per game).

In 2016, the offensive line paved the way for RB Lamar Miller to become just the fourth player in team history to eclipse 1,000 yards on the ground despite starting six different combinations along the offensive line and playing just one full game with both starting tackles. After finishing 9-7, the Texans won their Wild Card matchup with the Oakland Raiders and advanced to the Divisional Round for the third time in franchise history.

In 2015, Houston claimed its first AFC South division championship since 2012 and became the first NFL team since 1950 to earn a trip to the postseason with four different starting quarterbacks winning at least one regular season game.

The 2014 Texans ranked fifth in the NFL in rushing yards per game (135.1) and eighth in average time of possession (30:53). QB Ryan Fitzpatrick started 12 games and posted then-single-season

COACHING STAFF

career highs in passer rating (95.3) and completion percentage (63.1).

Kelly came to Houston from Penn State, where he served as a graduate assistant under Head Coach Bill O'Brien, having held the same position at Ball State in 2011.

Before he went to Ball State, Kelly was the defensive coordinator, defensive line coach and recruiting coordinator at Minnesota State-Moorhead for the 2010 season.

Kelly spent the 2008-09 seasons at Illinois-Wesleyan, where he was the defensive line coach for the 2009 CCIW Championship team that ranked ninth among all defenses at the NCAA Division-III

level. He also coached two first-team all-conference selections.

Kelly played defensive tackle at Eastern Illinois, starting all 48 games in his collegiate career and serving as the team's captain in 2007. He was named to the Capital One Academic All-District V Team in 2006 and 2007.

A native of Chicago Heights, Ill., Kelly starred at Marian Catholic High School, where he is a member of the East Suburban Catholic Conference Hall of Fame. He received his bachelor's degree in sports administration from Eastern Illinois in 2008 and his master's degree in sport management from Illinois State in 2010.

Kelly and his wife, Katie, have two daughters, Norah and Quinn.



KELLY'S COACHING LEDGER

2020	Offensive Coordinator/Quarterbacks	Houston Texans
2019	Offensive Coordinator	Houston Texans
2017-18	Tight Ends	Houston Texans
2016	Offensive Quality Control/Assistant Offensive Line	Houston Texans
2014-15	Offensive Quality Control	Houston Texans
2012-13	Graduate Assistant	Penn State
2011	Graduate Assistant	Ball State
2010	Defensive Coordinator/Defensive Line	Minnesota State-Moorhead
2008-09	Defensive Graduate Assistant	Illinois Wesleyan



TRACY SMITH

SPECIAL TEAMS COORDINATOR

3RD SEASON WITH TEXANS / 12TH NFL SEASON



Tracy Smith was elevated to special teams coordinator for the Houston Texans in July 2020. He enters his 12th overall NFL campaign and his third season with the Texans after spending his first two years as the assistant to longtime NFL special teams coordinator Brad Seely, whom Smith worked under for 10 seasons across four organizations.

With Smith's help, the 2019 Texans turned in one of the best all-around special teams performances in team history. The unit keyed a Houston team that finished 10-6 and won the AFC South for a second consecutive season before defeating the Buffalo Bills in the Wild Card Round. In that game, K Ka'imi Fairbairn connected on the first game-winning field goal in franchise postseason history when he hit a 28-yarder in overtime to give Houston a 22-19 victory. In the Divisional Round against Kansas City, Houston's special teams shined once again as CB Lonnie Johnson Jr. scooped and scored a blocked punt by OLB Barkevious Mingo before CB Keion Crossen recovered a muffed punt at the Chiefs' six-yard line to set up a Houston score.

Behind standout coverage units, the Texans led the NFL and set the single-season franchise record in opponent punt return average, allowing just 3.4 yards per return, and also led the league in opponent field position after kickoffs. S A.J. Moore Jr. recorded a team-best 12 special teams tackles, which tied for sixth in the NFL on the season. Additionally, P Bryan Anger finished second in the NFL in net punting average in 2019 at 44.5. He punted 45 times for 2,094 yards (46.5 avg.) and pinned 24 punts inside the 20-yard line. Anger led the NFL in percentage of punts pinned inside the 20-yard line at 53.3 percent and tied for the longest punt in franchise history by booming a 71-yarder in Week 4.

WR DeAndre Carter finished third in the NFL in punt return average, gaining 9.7 yards per return. Additionally, in Week 15 at Tennessee, Carter logged a career-long 31-yard kickoff return, which marked the longest for Houston since Week 1 of 2018. DE Angelo Blackson blocked a field goal in consecutive one-score wins late in the season, giving Houston multiple field goal blocks in a season for the fourth time in team history (2003, 2011, 2013) and tying the single-season team record. Blackson was named the AFC Special Teams Player of the Week after blocking Titans K Ryan Succop's 45-yard attempt in a pivotal 24-21 win at Tennessee in Week 15.

In Smith's first season in Houston in 2018, the Texans make a big leap in a number of special teams categories. Houston led the NFL in opponent starting field position with an average of the 25.5-yard line after finishing 26th in 2017. The Texans also ranked second in the NFL in starting field position (31.3) in 2018 after ranking 32nd the previous season. Houston was ninth in kickoff return average and third in opponent kickoff return average in 2018 after being 21st and 11th, respectively, before Smith and Seely's arrival. Additionally, Houston's rookie class led the NFL in percentage of special teams snaps played at 22.83 percent (1,689-of-7,397

special teams plays).

Fairbairn led the NFL and set single-season franchise records in points scored (150) and field goals made (37). He became the first kicker to hit game-winning field goals in overtime in consecutive games (Weeks 4-5) since David Akers in 2000. Fairbairn finished the season making his last 15 field goal attempts (Weeks 12-17) and made all 21 of his field goal attempts under 40 yards in 2018. His 58 touchbacks on kickoffs also marked a single-season franchise record, breaking his own record from 2017 (49). Fairbairn was named AFC Special Teams Player of the Month for December and AFC Special Teams Player of the Week for his Week 15 performance against the New York Jets.

Texans rookie P Trevor Daniel compiled 74 punts for 3,237 yards (43.7 avg.), including a long of 61 yards in 2018. He finished fourth in the NFL with 36 punts inside the 20-yard line and had only five touchbacks all year while also pinning 15 punts inside the 10-yard line. Moore Jr. (11), RB Buddy Howell (nine), CB Johnson Bademosi (nine) and ILB Peter Kalambayi (eight) were the team leaders in total special teams tackles in 2018. In Week 6 vs. the Bills, Houston blocked its first punt since the 2014 season.

Smith spent three seasons coaching the Oakland Raiders (2015-17), with the special teams unit ranking fourth in punts inside of the 20-yard line (102), fifth in punting average (46.6), fifth in net punting average (41.3), eighth in kickoff return yards (2,540), ninth in punt returns (110) and 10th in punting yards (10,904) over that span.

In 2017, the Raiders finished fifth in the NFL in punting average (47.4) and seventh in opponent kickoff return average (19.9). K Giorgio Tavecchio made 33-of-34 extra point attempts (97.1%) and 16-of-21 field goal attempts (76.2%) in his first season. He became the first player to hit two 50-plus yard field goals on his debut in NFL history, earning AFC Special Teams Player of the Week in Week 1. P Marquette King also performed well with 69 punts for 3,270 yards (47.4 avg.) and a career-high 42.7 net punting average.

In 2016, Raiders K Sebastian Janikowski kicked three field goals of 50-or-more yards to become the NFL's all-time leader with 55 field goals of that distance. Janikowski also concluded the season with 414 career field goals, the ninth-most in NFL history, and moved into 10th on the NFL's all-time scoring list with 1,799 points scored. Smith also helped King earn Associated Press All-Pro Second Team honors after recording 81 punts for 3,937 yards (48.6 avg.) while placing 34 punts inside of the 20-yard line.

In his first season in Oakland, Smith helped the special teams unit lead the league in kickoff return yards (1,268) and total return yards (1,540). The Raiders allowed only 22.7 yards per kickoff return, improving from 32nd in the league in 2014 to 13th in 2015. The team also blocked five combined extra points and field goals that season, tied for the most by any NFL team since 1995, and King set a franchise record by pinning 40 of his 83 punts inside of

COACHING STAFF

the 20-yard line.

Prior to joining the Raiders, Smith spent 2012-14 with the San Francisco 49ers, helping produce one of the top units in the NFL. During that time span, the 49ers ranked in the top 10 in field goals made (ninth, 86) and opponents punt return average (ninth, 8.3). San Francisco also ranked in the top five in net punting average (fourth, 41.3) and gross punting average (third, 47.5).

In 2014, 49ers K Phil Dawson connected on 25-of-31 field goal attempts (80.6 percent), including the second-most field goals of 50-or-more yards with six, and P Andy Lee finished with the sixth-highest punting average (46.8) in the NFL.

The 2013 49ers special teams unit ranked second in the NFL according to Rick Gosselin's annual special teams rankings. Dawson set a franchise record with 27 consecutive field goals made while producing a career-best 140 points, 44 made extra points and 32 successful field goals. Lee ranked third in the NFL in punting average (48.2) and fourth in net punting average (41.7).

The 49ers fielded one of the strongest special teams units in the NFL in 2012. Lee led the NFL with a 43.2 net punting average while also ranking fifth in the league with a 48.0 gross punting average on his way to All-Pro honors. San Francisco also led the NFL in


starting field position (31.8-yard line) and ranked second in the NFL in opponents starting field position (24.9-yard line).

Smith spent the 2011 season with the Seattle Seahawks as a coaching assistant. Prior to joining Seattle, Smith's first NFL experience came with the Cleveland Browns in 2010, where he helped Cleveland lead the NFL in kickoff coverage, finish fifth in punt coverage and send KR Josh Cribbs to the Pro Bowl.

Before making the jump to the NFL, Smith coached the tight ends at Utah State from 2006-08 and spent the 2005 season as the offensive graduate assistant at LSU, working with the team's quarterbacks.

Smith's first job in football came at Stephen F. Austin in 2004, where he worked with the tight ends in addition to serving as the team's video coordinator.

A native of Beaumont, Texas, Smith received a bachelor's degree in business while working for the athletic department's video staff at LSU. His father, Carl, is currently an offensive consultant for the Texans and has 31 years of coaching experience in the NFL, including 13 as an offensive coordinator. Smith has a son, Troy, and he and his wife, Megan, are parents of one daughter, Lane, and a son, Bo.



SMITH'S COACHING LEDGER

2020	Special Teams Coordinator	Houston Texans
2018-19	Assistant Special Teams Coordinator	Houston Texans
2015-17	Assistant Special Teams	Oakland Raiders
2012-14	Special Teams Assistant	San Francisco 49ers
2011	Coaching Assistant	Seattle Seahawks
2009-10	Special Teams Assistant	Cleveland Browns
2006-08	Tight Ends	Utah State
2005	Offensive Graduate Assistant	LSU
2004	Tight Ends/Video Coordinator	Stephen F. Austin



ANTHONY WEAVER

DEFENSIVE COORDINATOR / DEFENSIVE LINE

5TH SEASON WITH TEXANS / 16TH NFL SEASON

03 16 18 19
Division Titles



Anthony Weaver enters his first season as the defensive coordinator for the Houston Texans and his fifth coaching the defensive line. He is in his ninth season as an NFL coach after a seven-year playing career, including three seasons with the Texans (2006-08).

Weaver's 2019 unit was forced to overcome the loss of DE J.J. Watt to injury in Week 8 but rallied to help the Texans finish 10-6 on the season and capture a second consecutive AFC South crown. The group was led by DE/NT D.J. Reader, who set single-season career highs in total tackles (52), sacks (2.5), sack yards (17.0), quarterback hits (13) and tackles for loss (six). Fifth-round draft pick DE Charles Omenihu contributed 3.0 sacks, which marked the most by a rookie non-first- or second-round draft pick in franchise history. Watt, who added 4.0 sacks, 21 quarterback hits and three passes defended before his injury, returned to action for Houston's Wild Card Round matchup with the Buffalo Bills and sparked a second-half comeback with a key sack.

Weaver helped Watt reclaim his All-Pro and Pro Bowl form and key an 11-win season and AFC South title for the Texans in 2018. After playing in just eight games over the previous two years, the veteran defensive end notched 16.0 sacks on the season, making him just the second player in NFL history (Reggie White) with four seasons of at least 15.0 sacks. Watt also set a career high with seven forced fumbles on the season and added 25 quarterback hits, 18 tackles for loss and four passes defended.

Weaver also coached DE/OLB Jadeveon Clowney to a third consecutive Pro Bowl campaign in which he posted 9.0 sacks, 21 quarterback hits, 16 tackles for loss and a career-high three fumble recoveries in 15 games played. Houston also got standout seasons from Reader, DE Angelo Blackson and NT Brandon Dunn, who contributed to a stout Texans run defense that led the NFL in opponent yards per rush at just 3.44 and yielded a franchise-low 1,323 rushing yards on the season.

Under Weaver's tutelage in 2017, Clowney finished second in the NFL in tackles for loss with a single-season career high and team-high 21. Clowney also set single-season career highs in sacks (9.5), quarterback hits (21), forced fumbles (two), total tackles (59), games played (16) and games started (16) en route to earning a second consecutive Pro Bowl nod.

Reader became a force for the Texans in his second NFL season in 2017. Reader set single-season career highs in total tackles (47), solo tackles (23) and quarterback hits (six) and added three tackles for loss and a sack in 14 starts.

The Texans defense had the fourth-most tackles for loss in a single season in franchise history with 85 in 2017 and had 26 different players record at least one tackle for loss, which led the NFL and set a single-season franchise record for most players with a tackle for loss. The Texans also had 32 sacks as a team and an NFL-high and a franchise-record 18 different players with at least

0.5 sacks. Houston tied for fifth in the league with four defensive touchdowns and yielded the lowest opponent rushing average in team history to that point at 3.97 yards per carry.

The Texans, who won their second straight AFC South division championship in 2016 and advanced to the Divisional Round for the first time since 2012, finished the season with the NFL's top-ranked defense for the first time in franchise history in 2016, surrendering an average of only 301.3 total net yards per game. They also gave up the fewest first downs (17.0) and second-fewest net passing yards (201.6) per game. From Weeks 8-17, Houston allowed an average of 71.9 net rushing yards per game and opponents only scored three rushing touchdowns during that span, both of which led the league.

Weaver assisted with Clowney's transition to playing defensive line in 2016. The former No. 1 overall pick earned Pro Bowl honors for the first time in his career after posting then-personal bests in tackles (52), sacks (6.0), tackles for loss (16), quarterback hits (17) and games played/started (14). The Texans also received strong play from multiple young players along the defensive line, as it was the first time in franchise history three rookie defensive linemen started at least one game (DE/NT D.J. Reader, DE Joel Heath and DE Ufomba Kamalu).

Before joining the Texans, Weaver spent the previous two years (2014-15) in the same role with the Cleveland Browns, where he helped develop multiple players. Weaver worked with DE Desmond Bryant, who led the team in sacks with a career-high 6.0 in 2015 after finishing second on the team with 5.0 in 2014. Bryant had only recorded 5.0-or-more sacks in a season once before. Additionally, Weaver helped with the development of Browns rookie first-round pick DT Danny Shelton and undrafted rookie DT Jamie Meder.

In 2014, the Browns defensive line was plagued by injuries with starters Phil Taylor (11 games missed), Armonty Bryant (11 games missed) and John Hughes (nine games missed) missing significant action, which forced the team into 10 different starting lineup combinations. Despite being hindered by injuries, Weaver's unit contributed to a defense that led the league in opposing quarterback passer rating (74.1) and finished tied for fourth in the NFL in takeaways (29).

In 2013, Weaver served as the defensive line coach for the Buffalo Bills, where his defensive linemen accounted for 47 of the Bills' 57 sacks, a franchise record and the second-most in the NFL in 2013. Buffalo was the only team to have three players record double-digit sacks, including DE Mario Williams leading the team and finishing fourth in the NFL with 13.0. DT Kyle Williams registered a career-high 10.5 sacks and DE Jerry Hughes added 10.0. DT Marcell Dareus posted a career-best 7.5 sacks and was selected to the Pro Bowl along with Mario and Kyle Williams.

Prior to Buffalo, Weaver spent the 2012 season as the assistant

COACHING STAFF

defensive line coach with the New York Jets. He also spent the 2011 campaign as the linebackers coach at the University of North Texas after beginning his coaching career as a defensive graduate assistant at the University of Florida in 2010.

Before his coaching career, Weaver played seven seasons (2002-08) as a defensive end in the NFL, including four with the Baltimore Ravens (2002-05) and three with the Texans at the end of his career (2006-08). After being drafted in the second round (52nd overall) by the Ravens in 2002, Weaver appeared in 103

career regular season games (98 starts) and recorded 260 tackles, 15.5 sacks, three interceptions, five forced fumbles and five fumble recoveries.

A native of Saratoga Springs, N.Y., Weaver was a four-year starter at Notre Dame and earned All-American honors as a standout college player.

Weaver and his wife, Kristin, have two sons, Anthony Jr. and Justus.



WEAVER'S COACHING LEDGER

2020	Defensive Coordinator/Defensive Line	Houston Texans
2016-19	Defensive Line	Houston Texans
2014-15	Defensive Line	Cleveland Browns
2013	Defensive Line	Buffalo Bills
2012	Assistant Defensive Line	New York Jets
2011	Linebackers	North Texas
2010	Graduate Assistant	Florida

COACHING STAFF



JOHN AYLWARD

OFFENSIVE ASSISTANT

2ND SEASON WITH TEXANS / 2ND NFL SEASON



John Aylward enters his second as an offensive assistant with the Houston Texans in 2020.

In his first season on staff in 2020, the Texans captured the AFC South title after posting a 10-6 regular season record. Houston went on to defeat the Buffalo Bills in the AFC Wild Card Round and advance to the Divisional Round for just the fourth time in team history (2011-12, 2016 and 2019).

Aylward, who served as a coaching intern during the offseason program with the Texans in 2018, graduated with a bachelor's

degree in finance from Saint Anselm College in Manchester, N.H. in December of 2018.

Aylward played four seasons (2015-18) for the Saint Anselm Hawks, beginning his career as a quarterback and transitioning to wide receiver prior to his junior season.

A native of Tewksbury, Mass., Aylward was a two-time All-Merrimack Valley Conference selection at quarterback and captured the Massachusetts Division III Football State Championship as a junior in 2013 at Tewksbury Memorial High School, where he was coached by his father, Brian.



AYLWARD'S COACHING LEDGER

2019-20 Offensive Assistant

Houston Texans



DANNY BARRETT

RUNNING BACKS

3RD SEASON WITH TEXANS / 5TH NFL SEASON



Danny Barrett enters his third season as running backs coach for the Houston Texans in 2020. Barrett owns 23 years of experience spanning the NFL, Canadian Football League and collegiate ranks.

When veteran RB Lamar Miller was injured late in the 2019 preseason, Houston acquired RB Carlos Hyde in a trade with the Kansas City Chiefs just nine days before the season opener. Under Barrett's tutelage, Hyde went on to have the best season of his six-year career, posting 1,070 rushing yards and six touchdowns on 245 carries (4.4 yards per attempt). His 1,000-yard season was the first of his career and made him the fifth Texans player to accomplish the feat in franchise history. RB Duke Johnson, who was also acquired in a preseason trade, complemented Hyde as a versatile backfield weapon, catching and running for 410 yards each and scoring five total touchdowns. The tandem of Hyde and Johnson buoyed a Texans team that went 10-6 on the season en route to a second-consecutive AFC South crown and defeated the Buffalo Bills in the Wild Card Round.

In Barrett's first season with Houston in 2018, the Texans averaged 126.3 rushing yards per game, which ranked fourth in the AFC and eighth in the NFL. Houston recorded the fifth-most rushing yards in a season in team history (2,021) and recorded at least 150 rushing yards in four games, which tied for the fourth-most games with at least 150 rushing yards in a season in team history. Houston captured an AFC South title with an 11-5 record, which marked the second-most wins in a season in franchise history and the first season with double-digit wins since 2012. Houston became the first team to start 0-3 and win a division title since 1992 and won a franchise-record nine consecutive games in Weeks 4-13.

RB Lamar Miller (973), QB Deshaun Watson (551) and RB Alfred Blue (499) each recorded more than 450 rushing yards, which marked the first time in team history that the Texans had three players each with at least 450 rushing yards in the same season. The Texans were also the only team in the NFL to accomplish the feat in 2018. In Houston's 34-17 victory vs. the Titans in Week 12, the Texans ran for the most rushing yards in a game in franchise history with 281 and recorded the highest rushing average in a game in team history at 8.3 yards per carry.

Miller was selected to his first Pro Bowl, finishing the year with 973 rushing yards on 210 carries (4.6 avg.) and 25 receptions for 163 yards (6.5 avg.) in 14 games (14 starts). He scored five rushing touchdowns and one receiving touchdown while compiling 1,136 total scrimmage yards. In Week 12 vs. Tennessee, Miller ran for 162 rushing yards on 12 carries (13.5 avg.) and scored on a 97-yard run in the second quarter, which marked the longest run in franchise history. Miller also rushed for 100-or-more yards in four games in 2018, which tied his single-season career high and tied for sixth-most in the NFL.

Barrett joined the Texans after two seasons (2016-17) as the

running backs coach for the Miami Dolphins. Under Barrett's tutelage, Dolphins RB Kenyan Drake paced the Miami backfield with 644 rushing yards and three touchdowns in 2017, boasting a 4.8 yards per carry average, which ranked as the sixth best in the league.

In his first season with the Dolphins in 2016, Barrett helped RB Jay Ajayi produce the biggest turnaround by any NFL running back from the 2015 season en route to Pro Bowl honors. Ajayi rushed for 1,272 yards in 2016, the third-most in a single season in Dolphins history, and 1,085 more than his 2015 total, which was the biggest improvement by any NFL running back. Ajayi became one of just four NFL players ever to post three 200-yard games in the same season and now holds three of the team's top six all-time single-game rushing marks. Ajayi also became just the fourth NFL player to rush for 200 yards in back-to-back games after he did so in Week 6 vs. Pittsburgh and Week 7 vs. Buffalo.

Prior to joining the NFL coaching ranks, Barrett spent five seasons at Central Florida, coaching the running backs from 2011-14, then coaching the quarterbacks and serving as the Knights interim head coach for the final four games in 2015.

In 2014, Barrett coached RB William Stanback to first-team All-American Athletic Conference honors and helped UCF win the AAC for a second-consecutive season. Barrett mentored two All-AAC backs in 2013, as RB Storm Johnson rushed for 1,139 yards with 14 touchdowns to claim first-team all-conference honors and Stanback earned second-team honors after posting 443 rushing yards and six touchdowns. Johnson's performance was only the eighth time in school history a running back topped 1,000 yards on the ground in a single season. Johnson was selected in the seventh round (222nd overall) by the Jacksonville Jaguars in the 2014 NFL Draft.

The 2013 Knights won a school-record 12 games and went a perfect 8-0 in AAC play, winning the Fiesta Bowl for their first BCS bowl victory in program history.

Barrett's bell-cow in 2012 was RB Latavius Murray, who earned All-Conference USA first-team honors with 1,106 rushing yards. Murray was drafted by the Oakland Raiders in the sixth round (181st overall) of the 2013 NFL Draft and earned Pro Football Writers Association All-AFC honors in 2015 after he rushed for 1,066 yards.

In Barrett's first season at UCF in 2011, the Knights rushed for 168.9 yards per game, the third-highest mark since the school joined the FBS in 1996.

Barrett spent the 2010 season as the quarterbacks coach at Bethune-Cookman, helping the Wildcats to a 10-2 record, a share of the Mid-Eastern Athletic Conference and a berth in the FCS playoffs.

Serving in his first collegiate role as the assistant head coach and

COACHING STAFF

quarterbacks coach at the University at Buffalo from 2007-09, Barrett helped QB Drew Willy set several school records while guiding the Bulls to their first MAC championship in 2008 and the school's first bowl appearance, the International Bowl. Willy and Barrett worked together for two seasons and Willy left the program with school records for completions (849), attempts (1,322), passing yards (8,748), passing touchdowns (52), total offense (8,639) and completion percentage (64.2). During the final 20 games of his college career, Willy threw for 36 touchdowns and only six interceptions.

Barrett was the head coach and assistant general manager of the CFL's Saskatchewan Roughriders for seven seasons (2000-06). During his tenure, Barrett's teams advanced to the playoffs five consecutive times (2002-06) and reached the West Division final on three occasions.



Barrett began his coaching career in the CFL, serving as the Calgary Stampeders quarterbacks coach in 1997, where he served as the position coach for Stampeders QB Jeff Garcia, who went on to earn four Pro Bowl berths with the San Francisco 49ers and Tampa Bay Buccaneers. Barrett then joined the BC Lions as the assistant offensive coordinator/quarterbacks coach in 1998 and coached wide receivers for the Lions in 1999.

Barrett played quarterback for 14 years in the CFL, totaling 23,419 career passing yards for Calgary, the Toronto Argonauts, BC and the Ottawa Rough Riders. He twice quarterbacked on teams that played in the Grey Cup finals in 1987 (Toronto) and 1991 (Calgary).

A native of Boynton Beach, Fla., Barrett earned his bachelor's degree from the University of Cincinnati, where he earned honorable mention All-America honors at quarterback.

BARRETT'S COACHING LEDGER

2018-20 Running Backs	Houston Texans
2016-17 Running Backs	Miami Dolphins
2015 Interim Head Coach	Central Florida
2015 Quarterbacks	Central Florida
2011-14 Running Backs	Central Florida
2010 Quarterbacks	Bethune-Cookman
2007-09 Assistant Head Coach/Quarterbacks	University at Buffalo
2000-06 Head Coach	Saskatchewan Roughriders
1999 Wide Receivers	BC Lions
1998 Assistant Offensive Coordinator/Quarterbacks	BC Lions
1997 Quarterbacks	Calgary Stampeders



DEON BROOMFIELD

DEFENSIVE ASSISTANT

1ST SEASON WITH TEXANS / 2ND NFL SEASON



Deon Broomfield enters his first season as a defensive assistant with the Houston Texans in 2020. A five-year coaching veteran on the collegiate level, Broomfield also played one season in the NFL after a standout college career.

Broomfield comes to Houston after three years coaching cornerbacks at Indiana State and one in the same role at Western Illinois. He broke into the coaching ranks as the safeties coach at Carthage College in Kenosha, Wis. during the 2015 season.

Broomfield spent one season in the NFL as a player, signing with the Buffalo Bills following the 2014 NFL Draft. He contributed on the practice squad to a Bills team that went 9-7, marking Buffalo's

first winning season since 2004.

A four-year contributor during his collegiate career at Iowa State, Broomfield played in all 50 games from 2010-13 and made 18 starts at safety. He notched career totals of 133 tackles, 16 pass breakups, forced four fumbles and three interceptions. His signature moment came up in the Cyclones' 2011 upset win over No. 2 Oklahoma State, when he made a key third-down stop that set up an OSU missed field goal and sent the game into overtime.

Broomfield earned his bachelor's degree from ISU in liberal studies with an emphasis in family and child services. Originally from Palm Bay, Fla., he now resides in Houston.

BROOMFIELD'S COACHING LEDGER

2020 Defensive Assistant
2017-19 Cornerbacks
2016 Cornerbacks
2015 Safeties

Houston Texans
Indiana State
Western Illinois
Carthage College



AKEEM DENT

DEFENSIVE ASSISTANT

2ND SEASON WITH TEXANS / 8TH NFL SEASON

12 15 16 19
Division Titles



Akeem Dent enters his second season as a defensive assistant for the Houston Texans in 2020, following a six-year playing career with the Texans and Atlanta Falcons.

In Dent's first season on staff in 2019, the Texans captured the AFC South crown after going 10-6 on the season, including a 4-2 record in the division. Houston went on to defeat the Buffalo Bills in the Wild Card Round and earn its fourth appearance in the AFC Divisional Round in franchise history (2011, 2012, 2016 and 2019).

Defensively, ILB Zach Cunningham (137), who notched the fourth-highest single-season tackle total in franchise history, and ILB Benardrick McKinney (101) led the team in tackles and combined for the most by a pair of Houston teammates since 2009. OLB Whitney Mercilus led the team with 7.5 sacks followed by DE J.J. Watt (4.0) while eight other players set single-season career highs.

Dent began his coaching career in 2018 at Colorado State University, serving as an intern working primarily with the linebackers and special teams units.

Originally selected by the Falcons with the 27th pick in the third round (91st overall) of the 2011 NFL Draft, Dent recorded 109 total tackles (65 solo), 10 tackles for loss, 1.5 sacks and 27 total special teams tackles in three seasons with Atlanta. He was also named to the PFWA All-Rookie Team in 2011.

Dent was acquired by the Texans via trade prior to the 2014 season in a trade that sent current Texans Assistant Quarterbacks Coach T.J. Yates to Atlanta. In three seasons with the Texans, Dent notched 41 total tackles (30 solo), 26 total special teams tackles and helped Houston capture two AFC South Division titles in three seasons.

Prior to his NFL career, Dent played four seasons (2007-10) at the University of Georgia. He registered 240 total tackles (133 solo), 12 tackles for loss, 4.5 sacks, two forced fumbles, two fumble recoveries and five passes defended in 47 career collegiate games. Dent earned All-SEC second team honors in 2010 and served as one of the team's captains as a senior.

A Douglass, Ga. native, Dent currently resides in Houston with his wife, Dana, and daughters, Emerald and Ivy.



DENT'S COACHING LEDGER

2019-20 Defensive Assistant
2018 Coaching Intern

Houston Texans
Colorado State



MIKE DEVLIN

OFFENSIVE LINE

6TH SEASON WITH TEXANS / 26TH NFL SEASON

93 95 15 16 18 19
Division Titles



Mike Devlin enters his sixth season as the offensive line coach for the Houston Texans in 2020. Devlin is in his 19th season as an NFL coach after a seven-year playing career.

Devlin's 2019 unit featured three new starters in T Laremy Tunsil, who was acquired just a week before the season opener, and a pair of rookies in first-round pick T Tytus Howard and second-round pick G/T Max Scharping. Tunsil was selected to his first career Pro Bowl after a standout season at left tackle and veteran C Nick Martin was named an alternate. Before Howard was lost to injury, the offensive line did not allow a sack in back-to-back games (Weeks 5-6) for just the sixth time in franchise history. The group paved the way for QB Deshaun Watson to earn a second consecutive Pro Bowl nod and RB Carlos Hyde to rush for 1,000 yards for the first time in his six-year career. Houston notched 10 wins on the season and won the AFC South for the fourth time in Devlin's five years with the team. The Texans went on to top the Buffalo Bills in the AFC Wild Card Round and advanced to the Divisional Round for the fourth time in franchise history.

In 2018, the Texans averaged 126.3 rushing yards per game, which ranked fourth in the AFC and eighth in the NFL. Houston recorded the fifth-most rushing yards in a season in team history (2,021) and recorded at least 150 rushing yards in four games, which tied for the fourth-most games with at least 150 rushing yards in a season in team history. Houston captured an AFC South title with an 11-5 record, which marked the second-most wins in a season in franchise history and the first season with double-digit wins since 2012. The Texans became the first team to start 0-3 and win a division title since 1992 and won a franchise-record nine consecutive games in Weeks 4-13.

Despite starting seven different offensive line combinations in 2017, the Texans scored 30-or-more points six times, which tied the franchise record for the most games with 30-or-more points in a season (2012). Houston also threw for the third-most passing touchdowns in a single season in franchise history (28) and the most 25-plus-yard completions in a single season in franchise history (38). In Week 4 vs. Tennessee, the Texans scored the most points in a game in franchise history with 57, scored a team-record seven touchdowns and won by the largest margin of victory in Texans history with a 43-point win.

The Texans ran for 120-or-more rushing yards in six straight games (Week 2-8), which marked the longest streak in franchise history and was the second-longest streak in the NFL. Devlin helped develop Martin after he missed his rookie season in 2016 due to an injury. Martin started 14 games at center, allowing only 1.0 sack and committing just three penalties. Rookie T Julián Davenport also made strides in his first season with the Texans, starting 4-of-11 games he played in. Additionally, G David Quessenberry made his NFL debut in Week 16 vs. the Pittsburgh Steelers three years after being diagnosed with lymphoma.

Since 2015, the Texans are seventh in the NFL in rushing yards per game (118.3). In 2016, the Texans featured the eighth-best ground attack in the NFL despite employing six different starting combinations along the offensive line. In RB Lamar Miller's first season with Houston, he became just the fourth player in franchise history to top 1,000 rushing yards, as the Texans won their second consecutive AFC South crown and posted a third straight winning season for the first time in team history.

Devlin was key in the development of C/G Greg Mancz, a former college free agent who started all 16 games at center and allowed a team-low 0.5 sack. T Duane Brown earned the Texans' Ed Block Courage Award after returning from injury to play the final 12 games and yielding a career-low 1.0 sack at left tackle.

In 2015, the Texans started nine different offensive line combinations throughout the season and allowed 36 sacks, which was the sixth-lowest total in the AFC. From Weeks 2-6, Houston allowed only one sack in each of the five games, which was the second-longest streak of games with one-or-fewer sacks allowed in team history. The line blocked for four different starting quarterbacks, led by Brian Hoyer, who posted career highs in passing touchdowns (19), passer rating (91.4) and completion percentage (60.7). The offensive line also paved the way for RB Alfred Blue to set a career high with three 100-yard rushing games.

Devlin came to Houston from the New York Jets, where he spent nine seasons (2006-14) coaching the offensive line and tight ends. The Jets offensive line had a strong showing in 2014, paving the way for a rushing attack that led the AFC and ranked third in the NFL, averaging 142.5 yards per game on the ground. A key contributor to the line's success was veteran C Nick Mangold, who was selected to his sixth Pro Bowl.

Devlin's offensive line integrated two new starters in the 2013 season. Despite the changes, the Jets finished the season sixth in the league in rushing, gaining 134.9 yards per game on the ground including four 100-yard rushing efforts. Mangold earned his fifth Pro Bowl selection while LT D'Brickashaw Ferguson became the first Jets player to begin his career with 125 consecutive starts.

In 2012, his final season as tight ends coach, Devlin helped TE Jeff Cumberland bounce back from a season-ending Achilles injury the previous year to achieve then-career highs with 29 receptions, 359 yards receiving and three touchdowns. Under Devlin's direction, TE Dustin Keller led the team in receptions for two consecutive seasons, catching 65 passes in 2011 and 55 passes in 2010.

Devlin joined the Jets after two seasons as the offensive line coach at the University of Toledo (2004-05). In 2005, his line paved the way for the 11th-ranked offense in the country (459.2 yards/game) as T Nick Kaczur developed into a third-round draft pick (2005) of the New England Patriots.

Devlin began his coaching career as the offensive quality control

COACHING STAFF

coach with the Arizona Cardinals in 2000 before being promoted to assistant offensive line coach in 2001.

Selected in the fifth round of the 1993 NFL Draft by the Buffalo Bills, Devlin went on to play in 101 regular season games over seven years in the NFL, from 1993-95 with the Bills and from 1996-99 with the Cardinals. He appeared in Super Bowl XXVIII with Buffalo.

Devlin earned All-America honors at the University of Iowa and was a semifinalist for the Outland Trophy as the nation's top interior lineman in 1992. He was named Big Ten Offensive Lineman of the Year that same year in addition to being tabbed Big Ten MVP by the Chicago Tribune.

Devlin and his wife, Julie, have started multiple charities,

including The Devlin Football Camp, The John S. Devlin Golf Tournament and Devlin's Helping Hands. The Devlin Football Camp, which benefited Special Olympics Texas in 2019, provides kids with an opportunity to work with NFL coaches and players at a low cost while raising money and giving assistance to local youth programs, high school programs and various charitable organizations. The Devlin Golf Tournament and silent auction raises money for the Coach John S. Devlin Jr. Bloomsburg Football Scholarship Fund, which is named after Devlin's father and given to young men who exemplify the qualities of toughness, hard work, love of God and loyalty that Coach Devlin embodied.

The Devlins have four children, sons Zachary and Matthew and daughters Hallie and Carlie.



DEVLIN'S COACHING LEDGER

2015-20 Offensive Line		Houston Texans
2013-14	Offensive Line	New York Jets
2008-12	Tight Ends/Assistant Offensive Line	New York Jets
2007	Offensive Line	New York Jets
2006	Tight Ends/Assistant Offensive Line	New York Jets
2004-05	Offensive Line	Toledo
2001-03	Assistant Offensive Line	Arizona Cardinals
2000	Offensive Quality Control	Arizona Cardinals



ANDRE JOHNSON

SPECIAL ADVISOR TO THE HEAD COACH AND GENERAL MANAGER

2ND SEASON WITH TEXANS / 16TH NFL SEASON

11 12 19
Division Titles



Andre Johnson enters his second season as a member of the Houston Texans coaching staff following a 14-year playing career.

In Johnson's first year on staff as a special advisor to Head Coach and General Manager Bill O'Brien in 2019, the Texans went 10-6 en route to an AFC South crown and defeated the Buffalo Bills in the AFC Wild Card round.

Johnson spent the first 12 seasons of his playing career with the Texans after being selected with the third-overall pick in the 2003 NFL Draft. He is the franchise's all-time leader in nearly every receiving category including career receptions (1,012), receiving yards (13,597), receiving touchdowns (64) and 100-yard games (51). He also holds numerous single-game records for the Texans, including the most receptions (14), receiving yards (273) and receiving touchdowns (three).

Johnson, who was inducted into the Texas Sports Hall of Fame as part of the Class of 2019, played and started 169 games for the

Texans from 2003-14 and led the team in receptions and receiving yards in 10 of those seasons. He set the single-season franchise record for receptions with 115 in 2008 and receiving yards with 1,598 in 2012. Johnson also had a stretch of 133 consecutive games played with a reception (11/6/05 to 12/21/14) and scored 64 career touchdowns with the Texans, which marks the second most in franchise history.

Johnson was named first-team All-Pro on two separate occasions and second-team All-Pro once. He also holds the NFL record for the most career games with at least 10 receptions and 100 yards receiving with 21. On Nov. 19, 2017, the seven-time Pro Bowler was inducted into the Texans' Ring of Honor as the inaugural member.


Prior to his NFL career, Johnson, a Miami native, played three seasons (2000-02) at the University of Miami, where he recorded 92 receptions for 1,831 yards and 20 touchdowns in 34 career games for the Hurricanes.



JOHNSON'S COACHING LEDGER

2019-20 Special Advisor to the HC and GM

Houston Texans



BOBBY KING

INSIDE LINEBACKERS

7TH SEASON WITH TEXANS / 11TH NFL SEASON

11 12 18 19
Division Titles



Bobby King is in his third season coaching inside linebackers for the Houston Texans after serving as linebackers coach in 2017. He is in his second stint with the team after spending 2011-13 on staff and the 2020 season will be his 11th overall year coaching in the NFL.

The 2019 Texans put together a 10-6 regular season and won the AFC South for a second consecutive season, making them one of three teams to win their division four-or-more times since 2015 (Kansas City and New England) and giving them 21 wins since 2018, the second-most in a two-year span in franchise history (22 wins from 2011-12). Houston went on to defeat the Buffalo Bills in the Wild Card Round and earn its fourth appearance in the AFC Divisional Round in franchise history (2011, 2012, 2016 and 2019).

King's 2019 unit was headlined by a breakout season from ILB Zach Cunningham, whose 137 total tackles marked seventh-most in the NFL, the fourth-highest single-season total in franchise history and most since DeMeco Ryans in 2006. Cunningham also set new career highs in tackles for loss (seven), quarterback hits (three) and sacks (2.0). ILB Benardrick McKinney (101 tackles) was the only other Texan to cross the 100-tackle mark on the season, and he and Cunningham combined for the most tackles by a pair of Houston teammates since 2009.

Under King's tutelage in 2018, McKinney was named to his first career Pro Bowl after posting 105 total tackles, seven passes defended, five quarterback hits, five tackles for loss, 1.5 sacks, a forced fumble and his first-career interception. Cunningham established himself in his second NFL season by tying McKinney for the team lead with 105 total tackles and notching his first-career interception, which he returned 38 yards for a touchdown in Week 13 versus Cleveland.

King's unit helped the Texans defense lead the NFL in opponent average rushing yards per carry (3.44) and yield the third-fewest rushing yards (1,323) in the league. Houston allowed just 19.8 points per game in 2018, including an NFL-best 17.3 points per game from Week 5-17. The Texans had a turnover differential of plus-13, which set a new single-season franchise record, led the AFC and ranked second in the NFL. Houston also led the AFC and ranked second in the NFL in points off turnovers with 111 total points scored off their 29 takeaways (15 interceptions, 14 fumble recoveries).

In his first season back in Houston, King guided rookie ILBs Cunningham and Dylan Cole to standout campaigns. Cunningham played in all 16 games and notched 82 total tackles (45 solo), good for second among all NFL rookies and fourth in franchise history among rookies. Cole posted two interceptions, including one returned for a touchdown, making him the only college free agent with a pick-six in 2017 and the only college free agent linebacker with a pick-six since Giants LB Chase Blackburn in 2005. McKinney registered a team-high 95 total tackles in addition to 3.0 sacks and

10 tackles for loss.

Texans DE/OLB Jadeveon Clowney set single-season career highs in sacks (9.5), tackles for loss (21), quarterback hits (21), forced fumbles (two), total tackles (59), sack yards (67), games played (16) and games started (16) while making his second straight Pro Bowl appearance. Clowney was the only player in the AFC and one of two players in the NFL with 20-or-more tackles for loss and 20-or-more quarterback hits in 2017 while posting the fifth-most tackles for loss by a Texans player in a single season in franchise history.

The Texans defense had the fourth-most tackles for loss in a single season in franchise history with 85 in 2017 and had 26 different players record at least one tackle for loss, which led the NFL and set a single-season franchise record for most players with a tackle for loss. The Texans also had 32 sacks as a team in 2017 and an NFL-high and a franchise-record 18 different players with at least 0.5 sacks. Houston tied for fifth in the league with four defensive touchdowns in 2017 and allowed the lowest opponent rushing average in team history to that point at 3.97 yards per carry.

King spent the 2014-16 seasons as the assistant linebackers coach for the San Diego Chargers (now the Los Angeles Chargers). In 2016, rookie ILB Jatavis Brown led the Chargers with 76 total tackles (63 solo) to go along with 3.5 sacks, two forced fumbles, one fumble recovery, six passes defended and eight tackles for loss in 12 games (seven starts). Second-year ILB Denzel Perryman also set his single-season career high with 71 total tackles (55 solo), 2.0 sacks, one interception and eight tackles for loss in 12 games (11 starts). As a unit, Chargers linebackers forced the third-most fumbles in the NFL with 11 total in 2016.

In 2015, Chargers OLB Melvin Ingram led the team and tied for 12th in the NFL with 10.5 sacks to go along with 65 total tackles (52 solo), six passes defended, 20 quarterback hits, 14 tackles for loss, three forced fumbles and one fumble recovery. Additionally, ILB Manti Te'o led the team in total tackles with a single-season career-high 82 in 12 games. Chargers linebackers combined for 49 tackles for loss in 2015, second most in the NFL.

Before joining the Chargers, King spent three seasons in Houston, including two years (2012-13) as the assistant linebackers coach. During the 2013 season, Texans ILB Darryl Sharpton led the team in tackles with a single-season career-high 87. Additionally, OLB Brooks Reed posted single-season career highs in tackles (56) and tackles for loss (nine). That season, Texans linebackers comprised three of the team's top five leading tacklers (Sharpton, Reed and ILB Joe Mays).

In 2012, despite numerous injuries, Texans linebackers were an integral part of the NFL's seventh-ranked defense. ILB Bradie James led the unit with 105 tackles, while veterans Tim Dobbins, Darryl Sharpton and Barrett Ruud helped shore up the middle of the defense. On the outside, rookie Whitney Mercilus tied Brooks

COACHING STAFF

Reed's rookie sack record with 6.0 on the season, while Reed totaled 42 tackles and 2.5 sacks despite missing four games with a groin injury. Reed also tied for the team lead with 1.5 sacks in the postseason.

King started with the Texans in 2011 as a defensive assistant. That season, he was part of the third-largest defensive turnaround since the 1970 AFL-NFL merger as the Texans finished the year ranked second in the league in total defense, giving up 285.7 yards per game, after allowing 376.9 yards per game and ranking 30th in 2010.

King secured his first NFL job with Dallas in 2010 as the defensive quality control coach and assistant linebackers coach. He spent one season with the Cowboys where he worked directly under Reggie Herring and Wade Phillips before joining the Texans.

In 2005, King landed his first full-time job as a defensive line

coach at West Texas A&M, where he was part of a team that captured the Lone Star Conference championship and earned the school's first-ever NCAA Division II playoff appearance. King coached for two seasons at Baylor from 2006-07, where he worked with the defensive line as a graduate assistant before returning to West Texas A&M in 2008 as the defensive line coach for two seasons. In 2009, the Buffaloes reached their first bowl game since 1967.

A native of Louisville, Ky., King was a three-year letter-winner and a two-year starter on the defensive line at the University of Texas-El Paso from 1998-2000. It's also where he made his start in coaching, serving as a student assistant working with the defensive line from 2002-03.

King and his wife, Elizabeth, have two children, son Jackson Robert and daughter Chloe Elizabeth.



KING'S COACHING LEDGER

2018-20	Inside Linebackers	Houston Texans
2017	Linebackers	Houston Texans
2014-16	Assistant Linebackers	San Diego Chargers
2012-13	Assistant Linebackers	Houston Texans
2011	Defensive Assistant	Houston Texans
2010	Defensive Quality Control/Assistant Linebackers	Dallas Cowboys
2008-09	Defensive Line	West Texas A&M
2006-07	Graduate Assistant (Defensive Line)	Baylor
2005	Defensive Line	West Texas A&M
2002-03	Student Assistant	Texas-El Paso



WILL LAWING

TIGHT ENDS

7TH SEASON WITH TEXANS / 7TH NFL SEASON

15 16 18 19
Division Titles



Will Lawing is in his seventh season with the Houston Texans and second as tight ends coach. Lawing spent two years as an offensive assistant / offensive line coach after three years on the defensive side of the ball.

In Lawing's first season coaching tight ends in 2019, newcomer TE Darren Fells turned in the best season of his six-year career. The veteran set new career highs in starts (14), receptions (34), receiving yards (341) and touchdowns (seven), a mark that set a new franchise record and placed him third in the league among tight ends on the year. With the addition of Jordan Akins' career-best marks of 36 catches for 418 yards and two touchdowns, Texans tight ends set a new team record in total touchdowns (nine), which ranked fourth in the NFL among tight end units on the season. Fells and Akins buoyed a Texans team that went 10-6 en route to an AFC South crown and defeated the Buffalo Bills in the AFC Wild Card round.

In 2018, the Texans captured an AFC South title with an 11-5 record, which marked the second-most wins in a season in franchise history and the first season with double-digit wins since 2012. Houston became the first team to start 0-3 and win a division title since 1992 and won a franchise-record nine consecutive games in Weeks 4-13, which made it the first team in NFL history to win nine straight games after starting 0-3.

In Lawing's first season on the offensive staff in 2017, the Texans scored 30-or-more points six times, which tied the franchise record for the most games with 30-or-more points in a season (2012). Houston also threw for the third-most passing touchdowns in a single season in franchise history (28) and the most 25-plus yard completions in a single season in franchise history (38). In Week 4 vs. Tennessee, the Texans scored the most points in a game in franchise history with 57, scored a team-record seven touchdowns and won by the largest margin of victory in Texans history with a 43-point win. Despite starting seven different offensive line combinations in 2017, the Texans ran for 120-or-more rushing yards in six straight games (Week 2-8), which marked the longest streak in franchise history and was the second-longest streak in the NFL in 2017.

With Lawing serving as defensive quality control coach from 2014-16, the Texans defense ranked third in the NFL in net yards allowed per game (319.9) and net passing yards allowed per game (218.4). The team also ranked first in third-down defense (33.6 percent), fourth in opponent completion percentage (59.5) and sixth in points allowed per game (19.8).

Houston won back-to-back AFC South division championships in

2015-16 and put together three straight winning seasons (2014-16) for the first time in franchise history. Houston's 7-1 record at home and 5-1 record in the division in 2016 both tied franchise records. The team also advanced to the AFC Divisional Round for the first time since 2012.

The Texans finished the 2016 season with the NFL's top-ranked defense for the first time in franchise history, surrendering an average of only 301.3 total net yards per game. They also gave up the fewest first downs (17.0) and second-fewest net passing yards (201.6) per game. From Weeks 8-17, Houston allowed an average of 71.9 net rushing yards per game and opponents only scored three rushing touchdowns during that span, both of which led the league.

Houston finished the 2015 season ranked third in net yards (310.2) and net passing yards (210.4) allowed per game, fifth in opponent completion percentage (59.0) and seventh in points allowed per game (19.6). The Texans also set franchise single-season records for sacks (45) and opponent third-down percentage (28.5) in 2015. That percentage led the league in 2015 and was the lowest mark by any NFL team since the 2003 Tennessee Titans (27.7).

The Texans won their first AFC South crown since 2012 and only allowed six points or less five times in 2015, which led the NFL and is tied for the most such games in a season since the 1991 New Orleans Saints (six times). On the season, the Texans didn't allow the opposing team to score a touchdown in four of their games.

In 2014, the Texans led the NFL in takeaways with a franchise-record 34 and became just the third team in the last 20 years to lead the league in takeaways after finishing last the previous season. They also led the NFL with 35 points scored against opposing offenses and set a franchise record with five defensive touchdowns.

Lawing came to Houston from Penn State, where he served as a graduate assistant under Head Coach Bill O'Brien for the 2013 season.

Prior to Penn State, Lawing spent four seasons with Juniata College as the program's offensive coordinator (2011-12), passing game coordinator (2010) and tight ends coach (2009). In addition to his coaching duties, Lawing was also Juniata's recruiting coordinator.

A 2008 graduate of the University of North Carolina with a bachelor's degree in exercise and sports science, Lawing was a four-year member of the Tar Heels' football team.

COACHING STAFF



LAWING'S COACHING LEDGER		
2019-20	Tight Ends	Houston Texans
2017-18	Offensive Assistant/Offensive Line	Houston Texans
2014-16	Defensive Quality Control	Houston Texans
2013	Graduate Assistant	Penn State
2011-12	Offensive Coordinator	Juniata College
2010	Passing Game Coordinator	Juniata College
2009	Tight Ends	Juniata College



D'ANTON LYNN

SECONDARY

3RD SEASON WITH TEXANS / 6TH NFL SEASON



D'Anton Lynn enters his first season overseeing the secondary for the Houston Texans in 2020 after two seasons as the assistant secondary coach. He is in his sixth overall season coaching in the NFL, having previously served as a defensive assistant with the Buffalo Bills (2015-16) and Los Angeles Chargers (2017).

In Lynn's first two seasons on staff, the Texans put together back-to-back double-digit win seasons and AFC South Division titles. Last year, Houston went on to defeat the Buffalo Bills in the Wild Card Round and earn its fourth appearance in the AFC Divisional Round in franchise history (2011, 2012, 2016 and 2019).

The 2019 Texans won the AFC South after going 10-6 on the season, including a 4-2 record in the division. Lynn helped S Justin Reid establish himself in his second NFL season with 78 total tackles, five passes defended and two interceptions. Lynn also assisted in turning a trio of veteran newcomers, CB Bradley Roby, CB Vernon Hargreaves III and CB Gareon Conley, into difference makers over the stretch run of the season despite Conley coming over in a Week 8 trade and Hargreaves III being claimed off waivers prior to Week 11.

In 2018, the Texans captured an AFC South title with an 11-5 record, which marked the second-most wins in a season in franchise history and the first season with double-digit wins since 2012. Houston became the first team to start 0-3 and win a division title since 1992 and won a franchise-record nine consecutive games in Weeks 4-13, which made them the first team in NFL history to win nine straight games after starting 0-3.

Houston allowed just 19.8 points per game in 2018, including an NFL-best 17.3 points per game from Weeks 5-17. The Texans had a turnover differential of plus-13, which set a new single-season franchise record, led the AFC and ranked second in the NFL. Houston also led the AFC and ranked second in the NFL in points off turnovers with 111 total points scored off their 29 takeaways (15 interceptions, 14 fumble recoveries).

Assisting the Chargers' defense in 2017, Lynn helped Los Angeles allow just 17.0 points per game, which ranked third-best in the NFL and marked the lowest by the team since 1992. The 9.4 points per game improvement from the previous season was also the second-best turnaround in team history. Additionally, the Chargers led the NFL in red zone defense while ranking third in turnover margin and fifth in sacks in 2017.

Working under Defensive Coordinator Gus Bradley and veteran Linebackers Coach Richard Smith, Lynn helped oversee a linebacking group that saw six different players make starts and three different players record an interception. The Chargers posted the third-best pass defense in the NFL in 2017, only allowing 197.2 yards per game, and tied for third in the league with only 17 touchdown passes allowed.

With Lynn's help in 2016, the Bills secondary was fourth in the NFL with 19 passing touchdowns allowed, fourth with an opponent completion percentage of 59.9 and sixth with an average of 223.9 passing yards allowed per game.

In his first full-time NFL position in 2015, the Bills ranked first in the NFL with 93 passes defended, posted the third-lowest completion percentage at 57.6 percent and tied for sixth in the league with 17 interceptions.

Prior to serving as a full-time coach, Lynn served in the scouting department with the New York Jets in 2013 and as a seasonal coaching intern with the Jets in 2014. In 2012, Lynn signed with the Jets as a college free agent and spent time in their training camp before playing with the Hamilton Tiger-Cats of the CFL in 2013.

A native of Plano, Texas, Lynn played cornerback at Penn State in State College, Pa. from 2008-11 and was a three-time honorable mention All-Big Ten selection.

The son of Chargers Head Coach Anthony Lynn, D'Anton played for his father in 2012 and coached with him from 2014-17.



LYNN'S COACHING LEDGER

2020	Secondary	Houston Texans
2018-19	Assistant Secondary	Houston Texans
2017	Defensive Assistant	Los Angeles Chargers
2015-16	Defensive Assistant	Buffalo Bills
2014	Seasonal Coaching Intern	New York Jets



DENARIUS MCGHEE

OFFENSIVE ASSISTANT

1ST SEASON WITH TEXANS / 1ST NFL SEASON



DeNarius McGhee joins the Houston Texans as an offensive assistant in 2020. He brings six years of collegiate coaching experience following a decorated playing career at the college level.

McGhee comes to Houston after three seasons (2017-19) on staff at his alma mater, Montana State. He coached quarterbacks in 2017 and running backs for his final two seasons, capped off by an 11-win campaign in 2019 that marked the Bobcats' first season with double-digit wins since McGhee quarterbacked the 2012 team.

McGhee spent two seasons (2015-16) as a graduate assistant at

North Carolina State after beginning his coaching career as a quality control coach at Florida Atlantic in 2014.

A four-year starter at Montana State, McGhee stands as the school's all-time winningest quarterback, holds program records in career passing yards and touchdowns and remains the only player in program history to win Big Sky MVP twice (2010 and 2012). He led the Bobcats to conference championships in 2010, 2011 and 2012 and garnered all-American recognition as a freshman (2010) and junior (2012).

McGhee graduated from Montana State with a bachelor's degree in business management and marketing. A native of Euless, Texas, he and wife, Alethia, now reside in Houston.

MCGHEE'S COACHING LEDGER

2020 Offensive Assistant

2018-19 Running Backs/Recruiting Coordinator

2017 Quarterbacks

2015-16 Graduate Assistant

2014 Quality Control

Houston Texans

Montana State

Montana State

North Carolina State

Florida Atlantic



MATT O'DONNELL

COORDINATOR OF FOOTBALL RESEARCH / DEFENSIVE ASSISTANT

3RD SEASON WITH TEXANS / 3RD NFL SEASON



Matt O'Donnell enters his third season with the Houston Texans in 2020 and first as coordinator of football research / defensive assistant. He joined the Texans in 2018 as a defensive quality coach and spent the 2019 campaign as a defensive assistant.

In O'Donnell's two seasons on staff, the Texans put together back-to-back double-digit win seasons and AFC South Division titles. Last year, Houston went on to defeat the Buffalo Bills in the Wild Card Round and earn its fourth appearance in the AFC Divisional Round in franchise history (2011, 2012, 2016 and 2019).

The 2019 Texans won the AFC South after going 10-6 on the season, including a 4-2 record in the division. Defensively, ILB Zach Cunningham (137), who notched the fourth-highest single-season tackle total in franchise history, and ILB Benardrick McKinney (101) led the team in tackles and combined for the most by a pair of Houston teammates since 2009. OLB Whitney Mercilus led the team with 7.5 sacks followed by DE J.J. Watt (4.0) while eight other players set single-season career highs.

In O'Donnell's first season in 2018, the Texans captured an AFC South title with an 11-5 record, which marked the second-most wins in a season in franchise history and the first season with double-digit wins since 2012. Houston became the first team to start 0-3 and win a division title since 1992 and won a franchise-record nine consecutive games in Weeks 4-13, which made them the first team in NFL history to win nine straight games after starting 0-3.

Houston allowed just 19.8 points per game in 2018, including an NFL-best 17.3 points per game from Week 5-17. The Texans had a turnover differential of plus-13, which set a new single-season franchise record, led the AFC and ranked second in the NFL.

Houston also led the AFC and ranked second in the NFL in points off turnovers with 111 total points scored off their 29 takeaways (15 interceptions, 14 fumble recoveries).

O'Donnell came to Houston from Duke University, where he served as a graduate assistant working primarily with the defense from 2016-17. With the Blue Devils, O'Donnell worked with a pair of First-Team All-ACC selections, one Second-Team All-ACC pick and five Third-Team All-ACC selections on the defensive side of the ball in his two seasons. In 2016, LB Joe Giles-Harris earned Freshman All-American honors after producing 107 tackles, 4.0 sacks and one interception.

O'Donnell spent the 2014 and 2015 seasons as a defensive graduate assistant at Southern Mississippi and helped lead the Golden Eagles to a 9-5 record and an appearance in the Conference USA Championship Game in 2015.

Prior to joining Southern Mississippi, O'Donnell spent two years (2012-13) as a student assistant at the University of Iowa, helping the Hawkeyes go 8-5 and make an appearance in the 2013 Outback Bowl.

O'Donnell played linebacker at Brown University from 2008-11, where he served on the team's leadership committee and helped the Bears claim the 2008 Ivy League Championship. He was named an Honorable Mention All-Ivy League selection as a senior in 2011 after finishing second on the team with 69 total tackles, including 5.5 for a loss.

A native of Tipton, Iowa, O'Donnell graduated from Brown with a bachelor's degree in economics and earned a master's degree in sports management from Southern Mississippi. He and his wife, Katie, reside in Houston with their son, Bennett.



O'DONNELL'S COACHING LEDGER

2020	Coordinator of Football Research/Defensive Assistant	Houston Texans
2019	Defensive Assistant	Houston Texans
2018	Defensive Quality Control	Houston Texans
2016-17	Graduate Assistant/Defense	Duke
2014-15	Defensive Graduate Assistant	Southern Mississippi
2012-13	Student Assistant	Iowa



JOHN PERRY

WIDE RECEIVERS

7TH SEASON WITH TEXANS / 7TH NFL SEASON

15 16 18 19
Division Titles



John Perry is in his fourth season as wide receivers coach with the Houston Texans. He enters his seventh overall season with the team after spending three seasons coaching tight ends.

In 2019, the Texans put together a 10-6 regular season and captured the AFC South title on the back of a 4-2 division record and signature wins against Kansas City, New England, Tennessee and in London against Jacksonville. Houston went on to defeat the Buffalo Bills in the Wild Card Round and earn its fourth appearance in the AFC Divisional Round in franchise history (2011, 2012, 2016 and 2019).

Perry's group helped the Texans tie a team record for most overall touchdowns scored (46) in a single season (2009 and 2012) and set franchise records for highest redzone touchdown percentage (64.2) and fewest three-and-outs (24). Houston also tallied 27 receptions of 30-or-more yards in 2019, which tied for third in the NFL. WR Kenny Stills (14.0 yard per catch), who came over in a trade with the Miami Dolphins eight days prior to Week 1, and WR Will Fuller V (13.7 yards per catch) combined to form one of the NFL's most potent downfield duos. In Week 5 vs. Atlanta, Fuller became just the fourth player in NFL history to record at least 14 receptions, 200 receiving yards and three touchdowns in a game, and at 25 years old, stood as the youngest to do so. WR DeAndre Hopkins was named an Associated Press NFL All-Pro First Team selection for a third straight season and earned his third-straight Pro Bowl nod after leading the team with 104 receptions, 1,165 yards and seven touchdowns.

In 2018, the Texans captured an AFC South title with an 11-5 record, which marked the second-most wins in a season in franchise history and the first double-digit wins since 2012. Houston became the first team to start 0-3 and win a division title since 1992 and won a franchise-record nine consecutive games in Weeks 4-13, which made it the first team in NFL history to win nine straight games after starting 0-3.

Under Perry's tutelage, Hopkins and Fuller V formed one of the most dynamic receiver combinations in the NFL until Fuller V was lost for the season in Week 8. Hopkins put together his second-consecutive Associated Press NFL All-Pro First Team season and earned his third-career Pro Bowl bid after setting personal bests in receptions (115) and receiving yards (1,572) and finishing with the second-most touchdowns in a season (11). Rookie WR Keke Coutee added to the unit by hauling in 11 passes for 109 yards in his NFL debut, marking the most receptions by a rookie wideout in an NFL debut since the NFL/AFL merger.

In Perry's first season coaching receivers in 2017, Hopkins was named to the All-Pro First Team for the first time in his career after posting 96 receptions for 1,378 yards (14.4 avg.) and a franchise-record 13 touchdowns, making him one of 14 players in NFL history to post those numbers in a season and the third-youngest ever to do so. Hopkins finished the season ranked first in the NFL in

targets (174), sixth in receptions (96), fourth in receiving yards (1,378), first in receiving touchdowns (13), fourth in receiving first downs (69), first in receptions over 25 yards (17) and third in 100-yard receiving games (five).

In 2017, Texans receivers tied for the fewest dropped passes in a single season in franchise history with only 14. Hopkins (13 receiving touchdowns) and Fuller V (seven) finished first and tied for 19th in the NFL in touchdown receptions, respectively. The duo combined for 20 receiving touchdowns, which was the most by any pair of teammates in the NFL that season and the most by any pair of teammates in franchise history. The Texans had two receivers with seven-or-more touchdown receptions in a season one other time in franchise history (2008).

The Texans scored 30-or-more points six times in 2017, which tied the franchise record for the most games with 30-or-more points in a season (2012). Houston also threw for the third-most passing touchdowns in a single season in franchise history (28) and the most 25-plus yard completions in a single season in franchise history (38). In Week 4 vs. Tennessee, the Texans scored the most points in a game in franchise history with 57, scored a team-record seven touchdowns and won by the largest margin of victory in Texans history with a 43-point win.

As tight ends coach from 2014-16, Perry helped the Texans win back-to-back AFC South division championships in 2015-16 and post three straight winning seasons – both firsts in franchise history. Houston's 7-1 record at home and 5-1 record in the division in 2016 both tied franchise records. The team also advanced to the AFC Divisional Round for the first time since 2012.

Texans tight ends had the most productive season in franchise history in 2016. C.J. Fiedorowicz, Ryan Griffin and Stephen Anderson, an undrafted rookie, combined for 115 receptions and 1,094 yards, both single-season franchise highs, and tallied seven touchdowns. Perry's unit improved by NFL-bests of 74 receptions and 4.6 receptions per game over its 2015 totals and finished with second-best increases in receiving yards (646) and receiving yards per game (40.4).

Under Perry's tutelage, Fiedorowicz blossomed into one of the best all-around tight ends in the league in 2016. In addition to blocking for the NFL's eighth-best rushing offense, the third-year tight end shattered his previous career highs with 54 receptions, 559 receiving yards, 10.4 yards per reception and four touchdowns. Griffin also enjoyed the best season of his career, as he set personal bests in receptions (50) and yards (442) while matching his high in touchdowns (two).

From 2014-15, Fiedorowicz, Griffin and Garrett Graham combined for 73 receptions for 764 yards and seven touchdowns. The group also helped Houston rank fifth in the AFC and ninth in the NFL with 121.6 rushing yards per game over those two seasons.

COACHING STAFF

Before joining the Texans, Perry was the passing game coordinator and quarterbacks coach at the University of Delaware, where he mentored Trent Hurley, who led all Colonial Athletic Association (CAA) quarterbacks in passer rating (155.2) and ranked among the league leaders with 2,207 passing yards and 22 touchdowns. Delaware's offense ranked second in the CAA in scoring (32.8 points per game), third in passing (240.0 yards per game) and fourth in passing efficiency (143.84).

Prior to Delaware, Perry served as head coach at NCAA Division II Merrimack College for five seasons (2008-12), where he led the Warriors to a record of 29-21 and the 2009 Northeast-10 title. During his tenure, Merrimack produced six All-Americans and two Northeast-10 Conference Players of the Year. Perry's up-tempo, high-scoring offense was one of the best in the league for all five of his seasons on campus, as Merrimack won the Northeast-10 Championship in 2009. The team ranked second in the nation in total offense in 2012 at 525.8 yards per game and finished in the top 10 in 2009 (fourth), 2010 (ninth) and 2011 (seventh). Perry also helped elevate the program to new heights, guiding former

All-American LB Shawn Loiseau to the NFL, making him the first Merrimack alum to sign an NFL contract with Houston in 2012.

Perry began his coaching career as running backs coach at Northeastern in 1993, and later served as receivers coach at Brown (1994-96). He also had stops as receivers coach and recruiting coordinator at New Hampshire (1997-98), offensive coordinator at Dartmouth (1999-2004), associate head coach and quarterbacks coach at Georgetown (2005), offensive coordinator at Hofstra (2006) and associate head coach and quarterbacks coach at New Hampshire (2007). He coached numerous All-Americans and NFL signees along the way, including QB Ricky Santos.

A 1992 graduate of New Hampshire, Perry enjoyed a standout career as a football and basketball player for the Wildcats. He was a four-year starter in football, served as team captain as a senior, and was a two-time All-Yankee Conference selection while setting several receiving records.

Perry and his wife, Jen, have three children, Caitlin, John and Elizabeth. His brother, James, is currently the head football coach at Brown.



PERRY'S COACHING LEDGER

2017-20	Wide Receivers	Houston Texans
2014-16	Tight Ends	Houston Texans
2013	Passing Game Coordinator/Quarterbacks	Delaware
2008-12	Head Coach	Merrimack College
2007	Associate Head Coach/Quarterbacks	New Hampshire
2006	Offensive Coordinator	Hofstra
2005	Associate Head Coach/Quarterbacks	Georgetown
1999-04	Offensive Coordinator	Dartmouth
1997-98	Wide Receivers/Recruiting Coordinator	New Hampshire
1994-96	Wide Receivers	Brown
1993	Running Backs	Northeastern



CHRIS RUMPH

OUTSIDE LINEBACKERS

1ST SEASON WITH TEXANS / 1ST NFL SEASON



Chris Rumph enters his first season as outside linebackers coach for the Houston Texans in 2020. A veteran of 18 seasons on the collegiate level, Rumph helped develop 25 NFL Draft selections at some of the top FBS football programs in the country, including a stint at Alabama that yielded back-to-back BCS National Championships.

Rumph comes to Houston following two seasons as the co-defensive coordinator and outside linebackers coach at Tennessee. The 2019 Vols closed out the season with six consecutive wins, including a TaxSlayer Gator Bowl victory over Indiana, to reach the eight-win mark for the first time since 2016. In his first season on campus in 2018, the Vol defense was one of the most improved in the FBS, jumping 74 spots in run defense with opponents rushing for nearly 100 yards less than in 2017. The Vol defense also moved up 45 spots nationally in third-down defense with opponents converting just 39 percent of their third downs in 2018 compared to 45 percent in 2017.

Rumph joined the Florida staff as the defensive line coach in 2015 and was promoted to co-defensive coordinator prior to the 2017 season. He served as the Gators' full-time defensive coordinator for the final four games of the season after Randy Shannon was promoted to interim head coach. During his tenure in Gainesville, UF produced a bevy of talent along the defensive line, including five NFL Draft picks in Taven Bryan (2018), Caleb Brantley (2017), Joey Ivie (2017), Alex McCalister (2016) and Jonathan Bullard (2016).

Bryan became the third Rumph defensive line product to be drafted in the first round in 2018 after a season where he captured All-SEC Second Team honors and totaled 40 tackles, six tackles for loss and 4.0 sacks for the Gators. Brantley garnered All-SEC second-team honors in 2016 while Bullard was named a semifinalist for the Chuck Bednarik Award and was a unanimous All-SEC first-team selection in 2015. Bullard was also named a first-team All-American by CBSSports.com and Pro Football Focus before being selected in the third round of the 2016 NFL Draft by the Cleveland Browns.

Under Rumph's direction in 2016, Florida ranked fifth in the SEC in rushing defense (144.5 yards per game) and finished fourth in the conference with 31 sacks. The Gators owned four of the 20 lowest-allowed rushing totals by SEC teams throughout the 2016 season.

In 2015, the Gators were one of the nation's best at getting to the quarterback, registering 40 sacks, which ranked fifth nationally and tied for the sixth highest total in program history. Florida also featured a stout rush defense that ranked 25th in the country, giving up just 128.1 yards per game on the ground. The Gators held their opponents to only 3.53 yards per carry, which ranked tied for 17th among FBS programs.

Before heading to Florida, Rumph spent one season at Texas as

the program's assistant head coach for defense / defensive line. Under Rumph's mentorship, the Longhorns had one of the nation's top defensive lines and ranked 12th in the country with 40 sacks. Texas finished the season ranked 26th in the FBS in total defense (348.5 avg.).

The Longhorn's 2014 defense was led by defensive tackle Malcom Brown, who was a consensus All-American and a finalist for the Nagurski and Outland Trophies. Brown was selected in the first round of the 2015 NFL Draft by the New England Patriots. Fellow defensive tackle Hassan Ridgeway also had a big season for the Longhorns, ranking second on the team with six sacks – which also ranked second among defensive tackles in the Big 12 – and 11 tackles for loss. Ridgeway was a fourth-round pick by the Indianapolis Colts in the 2016 NFL Draft.

Rumph spent three seasons as defensive line coach for Nick Saban at Alabama from 2011-13 and was part of the Crimson Tide's back-to-back BCS National Championship teams in 2011 and 2012. Alabama ranked fifth nationally in total defense (286.5 yards per game) in 2013 and seventh in rush defense (106.2 yards per game). Defensive end Ed Stinson earned All-SEC second-team accolades for the Tide. In 2012, Alabama featured the country's top-ranked scoring, total and rushing defense, allowing just 10.9 points per game, 250.0 yards per game and 76.4 yards rushing per game. The Crimson Tide's stifling defense saved its best performance for last as the Tide shut out top-ranked LSU in the national title game by a score of 21-0. Bama surrendered just five first downs and allowed LSU to cross the 50-yard line just once the entire game.

Alabama's 2011 defense was one of the most dominant in the history of college football. The Crimson Tide allowed just 8.2 points per game and gave up 183.6 total yards per contest, the fewest by an FBS team in records dating to 1996. UA also led the country in passing defense (111.5 avg.) and rushing defense (72.2 avg.). The 2011 team featured five players along the defensive line that would end up being drafted by NFL teams: NT Josh Chapman, DE Quinton Dial, DT Jesse Williams, DE Jeoffrey Pagan and DE Ed Stinson. Chapman earned All-SEC second-team honors that season. In total, Rumph coached five NFL Draft picks on the defensive line during his three-year stint with the Crimson Tide.

Rumph was hired as Clemson's defensive line coach in 2006, serving in the role until 2009 when he focused solely on the Tigers' defensive ends. The Tigers ranked among the top 25 nationally in scoring defense and total defense during each of Rumph's five seasons at Clemson. In 2010, Rumph coached unanimous All-American defensive end Da'Quan Bowers, who led the nation in sacks (15.5) and was tied for first in tackles-for-loss (26.0). He won both the Nagurski Trophy as the nation's top defensive player, and the Hendricks Award as the nation's top defensive end, and was a second-round pick in the 2011 NFL Draft by Tampa Bay.

COACHING STAFF

In Rumph's first year with the Tigers, he worked with defensive end Gaines Adams, who was the fourth overall selection in the 2007 draft by Tampa Bay after receiving unanimous All-America honors as a senior. Adams tallied 12.5 sacks to rank fourth in the nation. In his five-year career at Clemson, Rumph coached nine NFL draft picks and four All-ACC selections.

Rumph served as the outside linebackers coach at Memphis from 2003-05, helping lead the Tigers to three consecutive bowl games, including a pair of bowl victories in 2003 and 2005. Memphis won 24 games during his three seasons on staff.

Prior to serving the 2002 season as South Carolina State's

defensive backs coach, Rumph was a successful head coach at Calhoun County High School in his hometown of St. Matthews, S.C., from 1997-2001. He got his start in coaching as a graduate assistant at the University of South Carolina in the spring of 1997 prior to being named the head coach at CCHS.

A four-year letter winner at the University of South Carolina, Rumph starred as a linebacker for the Gamecocks under head coaches Sparky Woods and Brad Scott, totaling 141 career tackles and leading USC to its first bowl victory in the 1995 Carquest Bowl. He earned his bachelor's degree from South Carolina in 1994. He and his wife, Kila, are the proud parents of two sons, Christopher and Elijah. Christopher is a redshirt junior defensive end at Duke.

RUMPH'S COACHING LEDGER

2020	Outside Linebackers	Houston Texans
2018-19	Co-Defensive Coordinator/Outside Linebackers	Tennessee
2017	Co-Defensive Coordinator/Defensive Line	Florida
2015-16	Defensive Line	Florida
2014	Assistant Head Coach for Defense/Defensive Line	Texas
2011-13	Defensive Line	Alabama
2006-10	Defensive Line/Defensive Ends	Clemson
2003-05	Outside Linebackers	Memphis
2002	Defensive Backs	South Carolina State
1997-2001	Head Coach	Calhoun County HS (S.C.)
1997	Graduate Assistant	South Carolina



CARL SMITH

OFFENSIVE CONSULTANT

2ND SEASON WITH TEXANS / 31ST NFL SEASON



Carl Smith enters his 31st season as an NFL assistant coach and first as an offensive consultant for the Houston Texans after spending the 2019 season coaching quarterbacks. Smith owns more than 41 years of overall coaching experience and has captured six division titles, two conference championships and won a Super Bowl.

In 2019, the Texans put together a 10-6 regular season and captured the AFC South title on the back of a 4-2 division record and signature wins against Kansas City, New England, Tennessee and in London against Jacksonville. Houston went on to defeat the Buffalo Bills in the Wild Card Round and earn its fourth appearance in the AFC Divisional Round in franchise history (2011, 2012, 2016 and 2019).

With Smith on staff, third-year QB Deshaun Watson directed a Texans offense that tied the team record for most overall touchdowns scored (46) in a single season in team history (2009 and 2012) and set franchise records for highest redzone touchdown percentage (64.2) and fewest three-and-outs (24). Watson was named to a second consecutive Pro Bowl after a stellar season that saw him win AFC Offensive Player of the Month in October and a franchise-record three Player of the Week awards.

Watson logged five games with over 250 passing yards and 40 rushing yards on the season, which led the NFL and tied Randall Cunningham (five in 1988) for the most in a season in NFL history. In Week 5 vs. Atlanta, Watson posted the highest quarterback rating by a player in a game in franchise history (158.3) and set a single-game career high with 426 passing yards. As a team, Houston scored the second-most points in a game (53) in franchise history and scored over 50 points for just the second time. His performance made him the first player to throw for at least 400 yards and five touchdowns with five-or-fewer incompletions in a single game in NFL history. A true dual threat, Watson also tallied a franchise-record seven rushing touchdowns in 2019, which trailed only Bills QB Josh Allen among quarterbacks.

Smith previously served as the associate head coach of the Seattle Seahawks in 2018 after spending the prior seven seasons as the Seahawks quarterbacks coach.

From 2011-17, Smith mentored Seahawks QB Russell Wilson to become one of the most successful quarterbacks in the NFL, winning Super Bowl XLVIII as the third-youngest starting quarterback in NFL history. Smith guided Wilson to 73 victories (regular season and postseason), which marks the most victories in a player's first six seasons in league history. Under Smith, Wilson threw the third-most touchdown passes (161) in a player's first six seasons in NFL history, trailing only Dan Marino and Peyton Manning.

Wilson became the first player in NFL history to record a 100.0 passer rating in each of his first two seasons in the league, and

broke his own franchise record (101.2 rating in 2013) with a league-leading 110.1 passer rating in 2015. Wilson also became the first quarterback in NFL history with a winning record in each of his first six seasons.

In 2016, Wilson tied his career high and a Seahawks franchise record with 34 touchdown passes and had a hand in 37 of Seattle's 38 offensive touchdowns while being named to his fifth-career Pro Bowl. Wilson led Seattle to another double-digit win season while setting career highs in attempts (546), completions (franchise-record 353) and yards (franchise-record 4,219).

Wilson finished the final seven games of the 2015 season with a 132.8 rating and became the only player in NFL history to pass for at least 24 touchdowns and have one or fewer interceptions in a seven-game span in a single-season. He became the first player in league history with 4,000 passing yards, 30 touchdown passes and 500 rushing yards in a single season.

Prior to joining the Seahawks, Smith spent two seasons as the Cleveland Browns quarterbacks coach from 2009-10, which marked his second stint with the Browns, having coached quarterbacks in Cleveland from 2001-03.

Of Smith's 30 years as an NFL assistant, 13 have been spent as an offensive coordinator, last leading the Jacksonville Jaguars offense from 2005-06. In 2006, Jacksonville's offense ranked 10th in the NFL in total offense and third in rushing yards per game with an average of 158.8. In 2005, the Jaguars scored 361 points, 100 more than the previous season, and finished with a 12-4 record.

Prior to his time in Jacksonville, Smith worked with Seahawks Head Coach Pete Carroll in 2004 at the University of Southern California, where he mentored Heisman Trophy winner Matt Leinart and helped the Trojans win the National Championship.

Smith served as the assistant head coach/quarterbacks coach for the New England Patriots in 1997. Under Smith's tutelage, Patriots QB Drew Bledsoe completed more than 60 percent of his passes, threw for more than 3,700 yards and set career highs in touchdown passes (28) and passer rating (87.7) as he was voted to the Pro Bowl in 1997. Smith would later transition to the Patriots tight ends coach from 1998-99.

Smith began his NFL coaching career with the New Orleans Saints in 1986, serving as offensive coordinator/quarterbacks coach for 11 seasons. During that time, the franchise recorded its first-ever winning season, earned its first playoff berth, won its first division title and qualified for the postseason on four occasions.

Prior to the NFL, Smith was an assistant at the collegiate level for 12 seasons, with the final six as an offensive coordinator.

Smith lettered in football as a defensive back at California Polytechnic State University - San Luis Obispo from 1969-70 after transferring from Bakersfield College where he played quarterback from 1966-67. He earned his bachelor's (1971) and master's (1972)

COACHING STAFF

degrees in physical education from Cal Poly.

A native of Wasco, Calif., Smith and his wife, Dianne, have three

sons, Tracy, Tyler and Nicholas, two grandsons, Troy and Bo, and a granddaughter, Lane. Smith's son Tracy serves as the Texans' assistant special teams coordinator.



SMITH'S COACHING LEDGER

2020	Offensive Consultant	Houston Texans
2019	Quarterbacks	Houston Texans
2018	Associate Head Coach	Seattle Seahawks
2011-17	Quarterbacks	Seattle Seahawks
2009-10	Quarterbacks	Cleveland Browns
2007-08	Quarterbacks	Bartram Trail High School
2005-06	Offensive Coordinator	Jacksonville Jaguars
2004	Quarterbacks	Southern California
2001-03	Quarterbacks	Cleveland Browns
1998-99	Tight Ends	New England Patriots
1997	Assistant Head Coach/Quarterbacks	New England Patriots
1986-96	Offensive Coordinator/Quarterbacks	New Orleans Saints
1984-85	Quarterbacks/Wide Receivers	Philadelphia/Baltimore Stars (USFL)
1983	Special Teams/Tight Ends	Philadelphia Stars (USFL)
1982	Offensive Coordinator/Quarterbacks	North Carolina State
1981	Offensive Coordinator/Offensive Line	Lamar
1979-80	Offensive Coordinator/Quarterbacks	Lamar
1977-78	Offensive Coordinator/Running Backs	Louisiana-Lafayette
1975-76	Defensive Backs	Louisiana-Lafayette
1974	Defensive Line	Louisiana-Lafayette
1973	Linebackers	Colorado
1972	Graduate Assistant	Colorado
1971	Graduate Assistant	Cal Poly-SLO



T.J. YATES

ASSISTANT QUARTERBACKS

2ND SEASON WITH TEXANS / 9TH NFL SEASON

11 12 15 19
Division Titles



T.J. Yates enters his first season as the assistant quarterbacks coach with the Houston Texans after spending the 2019 campaign as an offensive assistant. Yates, now in his ninth overall season in the NFL, played quarterback for seven years with the Texans (2011-13, 2015, 2017), Atlanta Falcons (2014), Miami Dolphins (2016) and Buffalo Bills (2017).

In his first season in the coaching ranks in 2019, Yates helped the Texans capture an AFC South crown after a 10-6 regular season. Houston went on to defeat the Buffalo Bills in the AFC Wild Card Round and advance to the Divisional Round for just the fourth time in team history (2011-12, 2016 and 2019).

Yates was originally selected by the Texans with the 21st pick of the fifth round (152nd overall) of the 2011 NFL Draft and went on to start five regular season games and both postseason games that season. He completed 11-of-20 passes for 159 yards and one touchdown in the Wild Card Playoff Round vs. Cincinnati in the franchise's first-ever postseason game and postseason victory.


Yates appeared in 13 games with five starts over three seasons

with the Texans before being traded to the Falcons for current Texans Defensive Assistant Akeem Dent. After one season in Atlanta, Yates returned to Houston in 2015 and appeared in four games with two starts. After spending time with the Dolphins and Bills, Yates returned for a third stint with the Texans in 2017 threw a career-high four touchdowns in four games played.

For his career, Yates started 10-of-22 career regular season games played and completed 179 passes for 2,057 yards and 10 touchdowns.

Prior to his NFL career, Yates was a four-year starting quarterback at the University of North Carolina in Chapel Hill, N.C., where he finished his career as the program record holder for most completions and passing yards in a single game, single season and career. He also became the first quarterback in school history to record more than 3,000 passing yards in a single season and was named Honorable-Mention All-ACC as a senior in 2010.

A Marietta, Ga. native, Yates currently resides in Houston with his wife, Amy, and sons, Carter and Teddy.



YATES' COACHING LEDGER

2020	Assistant Quarterbacks	Houston Texans
2019	Offensive Assistant	Houston Texans

TEXANS COACHES IN THE BIG GAME

Houston's coaching staff features five members who have played and/or coached in the NFL's biggest game, the Super Bowl. In total, Texans coaches have participated in 12 Super Bowls and won six championships. They are listed below:

COACHED

NAME	POSITION	TEAM	SUPER BOWL(S)	RECORD
Romeo Crennel	Special Teams	New York Giants	XXI#	5-1
	Defensive Line	New York Giants	XXV#	
	Defensive Coordinator	New England Patriots	XXXI, XXXVI#, XXXVIII#, XXXIX#	
Bill O'Brien	Offensive Coordinator	New England Patriots	XLVI	0-2
	Offensive Assistant	New England Patriots	XLII	
Tracy Smith	Special Teams Assistant	San Francisco 49ers	XLVII	0-1
Carl Smith	Quarterbacks	Seattle Seahawks	XLVIII#, XLIX	1-1

- Denotes winning team



Head Coach and General Manager Bill O'Brien (left) and Associate Head Coach Romeo Crennel (right) gained Super Bowl coaching experience with the New England Patriots, including five total appearances as coordinators on their respective sides of the ball.

PLAYED

NAME	POSITION	TEAM	SUPER BOWL(S)	RECORD
Mike Devlin	OL	Buffalo Bills	XXVIII	0-1

* - Denotes starter

- Denotes winning team



Offensive Line Coach Mike Devlin appeared in Super Bowl XXVII as a rookie with the Buffalo Bills.

Bring the **POWER HOME**

Score a **FREE Deshaun Watson jersey**
when you sign up for the Reliant Texans plan.*



reliant.com/texans
1-866-RELIANT



reliant[®]
an NRG company

OFFICIAL ENERGY PARTNER

*See reliant.com/texans for details. Reliant is a registered service mark of Reliant Energy Retail Holdings, LLC. Reliant Energy Retail Services, LLC (PUCT Certificate #10007). © 2020 Reliant Energy Retail Holdings, LLC. All rights reserved. 1059274



HOUSTON
TEXANS

FOOTBALL
OPERATIONS

PLAYER PERSONNEL



MATT BAZIRGAN DIRECTOR OF PLAYER PERSONNEL

18 19
Division Titles



Matt Bazirgan joined the Houston Texans in the role of director of player personnel in May 2018 after a 14-year stint with the New York Jets. He is in his 17th overall season in the NFL.

With Houston, Bazirgan provides a supervisory and leadership role to both the pro and college scouting departments and the Texans' player evaluation process while directing the team's pro personnel operation.

Over the last two years, Bazirgan helped construct Texans teams that won the AFC South in consecutive seasons and defeated the Buffalo Bills in the 2019 AFC Wild Card Round to advance to the Divisional Round for the fourth time in team history (2011-12, 2016 and 2019). Houston has also posted back-to-back double-digit win seasons for the second time in franchise history (2011-12) and the second-most wins (21) over a two-year span (22 wins from 2011-12).

Bazirgan came to Houston after most recently serving as the Jets' director of college scouting in 2017. He spent two seasons as the director of pro personnel (2015-16) and two years as the assistant director of pro personnel (2013-14).

Originally joining the Jets as a pro personnel intern and college scouting assistant in 2004, Bazirgan spent eight seasons as a college area scout and contributed to building Jets teams that reached back-to-back AFC Championship games in 2009 and 2010. Prior to his time in New York, he worked two seasons as a graduate assistant, coaching defensive ends and linebackers at Springfield College while earning a master's degree in sport management.

In 2001, he worked with the wide receivers as a coaching intern at his alma mater, Bates College in Lewiston, Maine. He also spent the 2000 season with the Elancourt Templiers in France as a player and coach.

Bazirgan graduated from Bates College in 2000 with a degree in English. He was a three-year starter at quarterback and a team captain in his senior season. Bazirgan and his wife, Jess, reside in Houston with their sons, Brody, Charlie and Dansby, and daughter, Elizabeth.



ROB KISIEL DIRECTOR OF PRO PERSONNEL

11 12 15 16 18 19
Division Titles



Rob Kiesel is in his 16th season with the Houston Texans and fourth as the director of pro personnel. The 2020 campaign will be his 23rd season in the NFL.

Kiesel works closely with Director of Player Personnel Matt Bazirgan and supervises all pro player evaluation, the advance scouting process, free agency and the monitoring of player transactional movement in all professional leagues.

Kiesel re-joined the Texans in 2012 as a college scout after spending five years as the director of operations for BLESTO. He previously worked in the Texans personnel department for seven years as a pro scouting assistant (2000-01), college scout (2002-03) and pro scout (2004-07).

Kiesel was tabbed as BLESTO's director of operations in 2007, replacing legendary scout Jack Butler and helping lead the scouting service's move to Jacksonville, Fla. from Pittsburgh.

Kiesel first came to Houston after serving as the draft room coordinator for the Washington Redskins from August 1999 through April 2000. He got his start in the NFL as a training camp intern with the Redskins from 1995-97 before serving as a scouting intern with the team from July 1998 until June 1999. In addition, Kiesel interned for the World League's London Monarchs during the 1997 season and was a labor relations intern at the NFL Management Council in 1999.

A native of Clearwater, Fla., Kiesel earned his bachelor's degree in communications for business from Florida State University, where

PLAYER PERSONNEL

he served as a student assistant for former head coach Bobby Bowden in the football office for four years.

Kisiel and his wife, Liz, have three daughters, Alexandra, Gabrielle and Ivy.



JAMES LIIPFERT

DIRECTOR OF COLLEGE SCOUTING

09 10 11 12 13 14 15 16 17 18 19

Division Titles

AAAA

'11 '14 '16 '17

'14 '16




James Liipfert enters his third year with the Houston Texans and serves as the director of college scouting. Liipfert runs the college scouting operation in its preparation for fall scouting, all-star games, the NFL Combine, pro days and the NFL Draft.

Prior to joining the Texans, Liipfert spent nine seasons with the New England Patriots, where he was part of nine division titles, four AFC championships and victories in Super Bowl XLIX and LI. He spent his final three seasons as a national scout (2015-17) after four years as an area scout (2011-14) and two as a scouting assistant (2009-10).

Liipfert came to the Patriots following his graduation from Georgia Tech, where he was a three-year letterman as a linebacker and special teams player for the Yellow Jackets. He received his bachelor's degree in management in December 2008.

Originally from Marshallville, Ga., Liipfert graduated from Westfield High School, where he earned all-state honors in both football and baseball.

Liipfert resides in Manvel, Texas with his wife, Lacy, and son, Bo, and daughter, Campbell.



C.J. LEAK

ASSISTANT DIRECTOR OF PRO PERSONNEL

17 18 19

Division Titles



C.J. Leak is in his third season as assistant director of pro personnel for the Houston Texans in 2020. Leak assists Director of Player Personnel Matt Bazirgan, Director of Pro Personnel Rob Kisiel and the coaching staff with duties related to player assessment, advance scouting of opponents and data maintenance.

Leak came to Houston following two seasons (2016-17) as a combine scout for the New Orleans Saints. Prior to New Orleans, Leak spent eight seasons (2008-15) with the Buffalo Bills' player personnel department, including three as a college area scout. He received his start with the Bills as a pro personnel assistant and then worked three years as the team's BLESTO scouting representative.

Leak spent three seasons (2005-08) as a defensive graduate assistant/recruiting quality control coach at the University of Florida under Urban Meyer, where he helped the Gators capture a pair of BCS National Championships (2006 and 2008).

Before joining the front office ranks on the collegiate level, Leak spent a portion of the 2006 season on the Bills' practice squad and spent the 2007 preseason with the Tampa Bay Buccaneers. As a collegiate athlete, he spent two years at Wake Forest before transferring to Tennessee to finish out his playing career.

Leak graduated from Tennessee in 2004 with a bachelor's degree in sociology. His father, Curtis, was drafted by the Green Bay Packers in 1976 and spent four years in the National Football League with Green Bay, Pittsburgh, Tampa Bay and the Los Angeles Rams. Leak's younger brother, Chris was the quarterback for the 2006 National Champion Gators and coached Florida's wide receivers in 2014.

Leak and his wife, Jenitza, reside in Houston with their two sons, C.J. III and Adriel, and daughter, Jesleni.

PLAYER PERSONNEL



CHRIS BLANCO
PRO SCOUT

12 15 16 18 19
Division Titles



Chris Blanco enters his ninth season with the Houston Texans and fourth as a pro scout. Blanco previously served as a player personnel scout for three seasons and worked as an interim pro scout from February to May 2014 after serving as a pro personnel assistant starting in June 2012.

In his current role, Blanco evaluates players from the NFL and other professional football leagues in addition to college prospects. He also does advance scouting of Texans opponents, assists with player workouts, attends college pro days and conducts positional cross-check evaluations for the NFL Draft.

Blanco was a two-year starter at cornerback at Dartmouth College from 2003-07, where he earned his bachelor's degree in sociology. In addition to playing football for the Big Green, Blanco also was a member of the Dartmouth boxing team.

Blanco earned a doctorate degree from The University of Iowa College of Law, where he was the co-founder and co-president of the Sports Law Society and served as a recruiting assistant for the Hawkeyes football team.

A native of La Mirada, Calif., Blanco currently resides in Houston.



STEVEN PRICE
PRO SCOUT

15 17 18 19
Division Titles



Steven Price enters his third season as a pro scout with the Houston Texans. The 2020 campaign will mark his 16th in the NFL.

Prior to joining the Texans, Price spent eight seasons with the Minnesota Vikings personnel department and worked as a college area scout in 2017. In his role, he evaluated draft eligible prospects in the northeast region. From 2012-16, Price served as a BLESTO scout covering the midwest region. He originally joined the Vikings as a personnel intern for the 2010 and 2011 seasons.

Price began his NFL career at a young age as he worked in the Carolina Panthers equipment room from 2002-05. In 2007, he interned in the Panthers public relations department. Price would then join the Vikings staff for the 2008 season as an operations intern before attending graduate school. While with the Vikings, Price assisted the player development department aiding rookies in their transition to the NFL and preparing players for life after football.

The Charlotte, N.C. native graduated from North Carolina A&T with a bachelor's degree in speech communication in 2007. Between stints with the Panthers and Vikings, Price returned to school during 2009-10 and received his MBA in sports management from San Diego State University.

Price and his wife, Sara, reside in Houston with their daughter, Monroe.

PLAYER PERSONNEL



MOZIQUE MCCURTIS NATIONAL SCOUT

10 11 12 15 16 18 19
Division Titles



Mozique McCurtis enters his third season as a national scout for the Houston Texans and 11th season overall with the team. The 2020 season will be his 12th year in the NFL.

Prior to transitioning to national scout, McCurtis worked three seasons as a college scout (2015-17), covering the Southeast region. McCurtis served as a pro scout during the 2014 season, where he was responsible for evaluating players on the Texans roster, other NFL rosters and street free agents. He also worked on advance scouting of Texans opponents.

McCurtis originally joined the Texans as a pro scouting assistant from 2010-11 before being elevated to player personnel scout from 2012-13.

Before coming to Houston in 2010, McCurtis was a pro scouting assistant for the Seattle Seahawks.

McCurtis was a three-year letterman as a defensive back at the University of Southern California, where he helped the Trojans win three conference titles and two Rose Bowl titles while playing for current Seattle Seahawks Head Coach Pete Carroll. He graduated from USC in 2008 with a degree in history.

McCurtis, a San Diego native, resides in Austin, Texas.



JOHN RITCHER NATIONAL SCOUT

15 18 19
Division Titles



John Ritcher is in his second season as a national scout for the Houston Texans after serving as southeast area scout in 2018. The 2020 season will be his 10th year in the NFL.

Prior to joining the Texans, Ritcher spent six seasons (2012-17) with the Arizona Cardinals after joining the team's scouting department in May 2012. Before serving as the southeast area scout for Arizona, Ritcher worked as a scouting assistant with the Miami Dolphins in 2011.

Before making the jump to the NFL, Ritcher spent three seasons on the strength and conditioning staff at Florida State University (2008-10).

During his professional football career, Ritcher played fullback and linebacker for the Georgia Force in the Arena Football League in 2007. With the Force, Ritcher had 20 carries for 58 yards and a touchdown to go along with two receptions for 20 yards and two touchdowns.

Ritcher played collegiately at North Carolina State University and was a four-year letterman as a tight end and had 16 receptions for 138 yards and one touchdown. He was honored with the Mike Hardy Award in 2004, given to the player who shows a winning attitude and plays beyond his capabilities, as well as the 2005 Bob Warren award for integrity and sportsmanship.

Ritcher graduated from N.C. State with a bachelor's degree in zoology in 2005 and received a master's degree in sport management from Florida State in 2010.

Originally from Buffalo, N.Y., Ritcher has two sons, James and Jack, and a daughter, Sophia. He and his wife, Ashley, reside in Raleigh, N.C.

PLAYER PERSONNEL



BAILEE BROWN
SOUTHWEST AREA SCOUT

17 18 19
Division Titles



Bailee Brown enters his third season as southwest area scout with the Houston Texans. The 2020 season will be his eighth overall in the NFL.

Brown is primarily in charge of scouting all college football players in the Southwest region, including Texas, Oklahoma, Arkansas, Louisiana and Mississippi.

Prior to joining the Texans, Brown spent five seasons with the New Orleans Saints. He joined the team as a scouting intern in 2013 and was promoted to scouting assistant for the 2014-16 seasons. In 2017, he was tasked with the additional responsibilities of covering the region of North Dakota, South Dakota, Nebraska, Minnesota, Montana, Idaho and Washington. While in New Orleans, Brown was part of the Saints personnel staff that drafted RB Alvin Kamara, the 2017 NFL Offensive Rookie of the Year, and CB Marshon Lattimore, the 2017 NFL Defensive Rookie of the Year.

Brown began his NFL career as an equipment intern with the Arizona Cardinals (2011-12), where he helped clean and distribute gear to players and worked with the defensive backs during practices.

Brown graduated from Texas A&M University in 2014 with a degree in sports management and minors in business and economics. Originally from Denton, Texas, Brown and his wife, Paige, currently live in Prosper, Texas and have a daughter, Reagan.



RYAN CAVANAUGH
MIDWEST AREA SCOUT

03 04 05 06 07 11 12 15 16 18 19
Division Titles



Ryan Cavanaugh was hired by the Houston Texans in the spring of 2009 as an area scout and covers the Midwest region. The 2020 season will be his 12th year with the team.

Prior to joining the Texans, Cavanaugh spent eight seasons with the Indianapolis Colts' scouting department, including six as an area scout. He joined the Colts organization in January 2001 after spending the 2000 minicamp and training camp in the club's operations department.

Cavanaugh graduated from Appalachian State University in December 2000 with a bachelor's degree in commercial recreation management.

Cavanaugh was born in Raleigh, N.C. He is married to the former Melissa Anne Searls of Greensboro, N.C., where they reside with their daughters, Mallory Anne and Samantha Lee.

PLAYER PERSONNEL



BRAD MATHEWS
SOUTHEAST AREA SCOUT

15 16 18 19
Division Titles



Brad Mathews is in his second season as southeast area scout for the Houston Texans after covering the northeast region for two years. He is in his sixth overall year with the team.

As a pro personnel assistant from 2015-16, Mathews managed the team's online scouting database, evaluated players across the NFL and assisted with advance scouting reports on upcoming opponents. He also ran local pro days and cross-checked college prospects leading up to the NFL Draft.

Prior to joining the Texans, Mathews worked at his alma mater, Tulane University. He started as a volunteer intern for the 2013 season and was promoted to recruiting/player personnel graduate assistant for the 2014 campaign and again to assistant director of player personnel shortly before joining Houston in July 2015.

Before Tulane, Mathews served as a football operations intern for the Pittsburgh Steelers during training camp in 2013.

Mathews graduated from Tulane in 2013 with a bachelor's degree in finance. He now resides in his hometown of Atlanta.



BLAISE TAGGART
NORTHEAST AREA SCOUT

15 16 18 19
Division Titles



Blaise Taggart enters his second season as the northeast area scout for the Houston Texans. He is in his sixth overall season with the team and most recently served as an NFS area scout for two years.

As a college scouting assistant from 2015-16, Taggart managed the team's online scouting database, cross-checked college prospects and conducted scouting visits to local schools and multiple collegiate all-star games. He also evaluated players across the NFL.

Before joining the Texans, Taggart served as a recruiting assistant at his alma mater, the University of Cincinnati, in 2014. He broke into the NFL as a football video assistant with the Cincinnati Bengals in 2013.

Taggart graduated from Cincinnati in 2013 with a degree in sport administration and minor in business administration. As an undergraduate, he worked for the UC football program as a recruiting department volunteer before earning a scholarship as a student video manager.

A native of Mars, Pa., Taggart and his wife, Alyx, reside in Pittsburgh and have a son, Major.

PLAYER PERSONNEL



NATHAN TROTT
WESTERN AREA SCOUT

11 12 15 16 18 19
Division Titles



Nathan Trott is in his 14th year with the Houston Texans and 12th as an area scout. He has covered 21 states as a primary scout throughout his tenure, concentrating on the western half of the country over the last five years. Trott started as a pro scouting intern for the Texans during the 2007 and 2008 seasons.

Trott grew up around the game with his father, Bob Trott, being a longtime coach in both the NFL and college ranks.

Trott served as an intern with the Cleveland Browns during the summers of 2005 and 2006, assisting in youth development, the equipment room and the coaching staff.

Trott played cornerback at Elon University from 2003-07, where he earned his degree in sports management. He graduated from Midway High School in Waco, Texas where he was a Central Texas Top-25 performer, second-team all-district player and special teams MVP for the Panthers during his senior season.

Trott was born in Fayetteville, Ark. but grew up in Durham, N.C. He now resides in Phoenix with his fiancée, Amy.



NAJJA JOHNSON
NFS AREA SCOUT

18 19
Division Titles



Najja Johnson is in his third season with the Houston Texans and second as an NFS area scout after serving as a scouting assistant in 2018.

In his current role, Johnson is one of 11 scouts in the NFL contracted to National Football Scouting (NFS) and provides reports for NFS member teams as well as the Texans. He primarily covers the northeast region.

Johnson came to Houston from the University at Buffalo, where he was promoted to director of player personnel in January 2018 following two seasons as a graduate assistant working primarily with the defense. He broke into the front office ranks with a stint as a graduate assistant at Western Kentucky in the spring of 2016.

A four-year letter winner (2009-13) and standout defensive back at the University at Buffalo, Johnson finished his Bulls career with the second-most pass breakups (38) in school history and led the MAC with five interceptions as a junior. He was named to the Jim Thorpe Award Watch List prior to his senior campaign in 2013 and garnered first-team All-MAC honors that season. Johnson holds two degrees from Buffalo: a bachelor's degree in history (2013) and a master's degree in education (2017).

Originally from Marietta, Ga., Johnson currently resides in Buffalo, N.Y.

PLAYER PERSONNEL



TOM HAYDEN
COLLEGE SCOUTING COORDINATOR

13 18 19
Division Titles



Tom Hayden enters his fourth season with the Houston Texans in 2020 and third as college scouting coordinator. Hayden served as a college scouting intern for the 2017 season.

In his current role, Hayden helps facilitate the year-long college scouting process, performs school visits and evaluates both college and pro players for the NFL Draft and free agent processes.

Prior to joining the Texans, Hayden spent four seasons (2013-16) with the Philadelphia Eagles' player personnel staff. He served his final three years in Philadelphia as a scouting assistant after breaking into the NFL as a player personnel intern during the Eagles' 2013 NFC East championship season.

Hayden attended the University of Pennsylvania in Philadelphia, where he played the 2010 and 2011 seasons as a fullback and helped the Quakers capture the 2010 Ivy League championship. He graduated from The Wharton School of the University of Pennsylvania in 2014 with a bachelor's degree in economics and concentrations in finance and management.



TODD JONES JR.
SCOUTING ASSISTANT

19
Division Titles



Todd Jones Jr. joined the Houston Texans in May 2019 as a scouting assistant. His primary responsibilities include assisting the player personnel department in the evaluation and report building for college and pro players.

Originally a walk-on to the Temple University football team, Jones Jr. lettered all four years (2015-18) as a linebacker and special teams contributor. He earned American Athletic Conference (AAC) All-Academic Team and Athletic Director's Honor Roll distinction for his work in the classroom.

Jones Jr. graduated from Temple in May 2018 with a degree in education. A native of Philadelphia, he now lives in Houston.



GEORGE PANOS
SCOUTING ASSISTANT

18 19
Division Titles



George Panos is in his third season as a scouting assistant with the Houston Texans, where he is tasked with assisting the personnel staff in daily scouting duties relating to both the NFL and collegiate processes.

A former offensive lineman at the University of Wisconsin–Madison whose playing career was cut short by injury, Panos spent the 2017 season as a player personnel and recruiting assistant for the Badgers. He gained his first front office experience as football operations intern during the Buffalo Bills' 2017 training camp.

Panos graduated from Wisconsin with a degree in personal finance and a certificate in entrepreneurship. Originally from Hartland, Wis., he now resides in Houston.



RUSSELL JOYNER

DIRECTOR OF FOOTBALL INFORMATION SYSTEMS



Russell Joyner is in his 10th season with the Houston Texans and serves as director of football information systems.

Joyner oversees information systems and analytics for the Texans personnel department, sports performance, athletic training, football administration and coaching staff. He was promoted to his current role in February 2012 after serving as a football administration developer.

Before joining the Texans, Joyner served as a programmer analyst with the Atlanta Falcons (2007-10) and a support specialist with Virtual Systems (2005-07).

Originally from Lufkin, Texas, Joyner earned his bachelor's degree in business computer information systems from the University of North Texas. He also played two seasons of collegiate tennis at Henderson State University.

Joyner and his wife, Dusti, currently live in Missouri City, Texas with their two daughters, Taylor and Sadie.



WELLER ROSS

ASSISTANT DIRECTOR OF FOOTBALL INFORMATION SYSTEMS FOR ANALYTICS



Weller Ross is in his fourth season with the Houston Texans and first as assistant director of football information systems for analytics after three years as the football analytics coordinator. In his role, Ross is responsible for developing methods to analyze data relating to sport science, scouting, coaching and football administration.

As a football analytics intern with the Buffalo Bills from June 2015 to May 2016, Ross implemented statistical tools to analyze different aspects of football. He also served as an event logistics coordinator for three Super Bowls.

Ross graduated magna cum laude from the University of Tennessee with a degree in sport management in 2014 and earned his master's degree in sport management at Brock University in St. Catharines, Ont., Canada in 2017.

Ross and his wife, Gabrielle, reside in Houston with their daughter, Felicity.



KEVIN CLARK
FOOTBALL DATA AND APPLICATIONS ENGINEER



Kevin Clark joined the Houston Texans in May 2020 as football data and applications engineer. He is responsible for developing and maintaining Football Operations systems and performing data analysis in scouting, coaching and football administration.

Clark comes to Houston after one season as a hockey operations, research and development data engineer with the National Hockey League's Arizona Coyotes. Prior to his time in Arizona, he gained experience as a software engineer at Intel Corporation.

Clark graduated from Arizona State University with a bachelor's degree in computer science and a minor in economics. A native of Phoenix, he now resides in Houston.



CURTIS GOODWIN
SPORTS PERFORMANCE DATA SCIENTIST



Curtis Goodwin joined the Houston Texans as the sports performance data scientist in May 2020. In his role, Goodwin focuses on player performance analytics to aid team staff in optimizing player training and performance management. He also assists in additional football information analytic areas as needed.

Goodwin came to Houston after four years as an AP Calculus teacher at Boswell High School in Fort Worth, Texas, where he also served as an assistant coach for the varsity basketball and track teams. He was elevated to Math Department Chair at BHS in 2017 and served in that capacity for two years.

Prior to his time in Texas, Goodwin taught mathematics and served as the head varsity basketball coach at two different Chicago-area schools, Schaumburg High School (2013-16) and Belvidere High School (2011-13).

Goodwin graduated from Maryville University of St. Louis with a bachelor's degree in business management. He also owns master's degrees in education (Trinity International University) and advanced data analytics (University of North Texas).

Originally from Libertyville, Ill., Goodwin now resides in Pearland, Texas with his wife, Sarah, and their son, Ryan.



KEVIN KRAJCOVIC
DIRECTOR OF FOOTBALL ADMINISTRATION



Kevin Krajcovic was named director of football administration for the Houston Texans in February 2020. He enters his 15th overall season with the team after having spent five years as the football administration coordinator (2015-19), seven as a football administration analyst (2008-14), one as a football administration intern (2007) and one as a football operations intern (2006).

Krajcovic is primarily responsible for negotiating player contracts and managing the salary cap.

Krajcovic graduated from Ohio University with two master's degrees in sports administration and business administration after earning his bachelor's degree in sports sciences.

A Cleveland native, Krajcovic now resides in Houston with his wife, Rachel, and their daughter, Mia.



ANDREW BROWN
COORDINATOR OF FOOTBALL ADMINISTRATION



Andrew Brown enters his first season as the coordinator of football administration for the Houston Texans. The 2020 season marks his second year with the team after serving as a football operations intern for the 2019 campaign.

In his current role, Brown assists Director of Football Administration Kevin Krajcovic with negotiating player contracts and managing the Texans' salary cap.

Prior to joining the Texans, Brown was a budget analyst at Tufts University in Medford, Mass.

Brown graduated from Suffolk University with a bachelor's degree in economics and went on to earn a master's degree in sports administration from Boston College.

A native of Malden, Mass., Brown now resides in Houston.



GEOFF KAPLAN

DIRECTOR OF MEDICAL ADMINISTRATION



Geoff Kaplan is in his 12th season with the Houston Texans and serves as the director of medical administration. He spent his first 10 years with the team as the senior director of sports medicine / head athletic trainer after 14 seasons as an assistant athletic trainer with the Tennessee Titans/Houston Oilers. The 2020 season marks Kaplan's 28th year in the NFL.

In his role, Kaplan serves as the Texans' infection control officer and is responsible for all aspects of the implementation of the COVID-19 safety and hygiene guidelines in the team facility. He also oversees a variety of the organization's medical processes and spearheads research into innovative rehabilitation and recovery techniques.

Kaplan and his staff were recognized by the Pro Football Athletic Trainers Society as the 2013 Athletic Training Staff of the Year, an annual award voted on by all NFL athletic trainers. It was the second time Kaplan has won the award, first doing so following the 2000 season as a member of the Tennessee Titans training staff.

Kaplan joined the Houston Oilers full-time in 1995 after serving as a season-long intern in 1994. Prior to joining the Oilers, Kaplan was a season-long intern with the Green Bay Packers in 1993.

A native of Parsippany, N.J., Kaplan earned his degree in physical therapy and a certificate in athletic training from the University of Wisconsin-Madison. He continued his education by becoming a certified strength and conditioning specialist in 1997 and completed his master's degree from Tennessee State University in the summer of 2003.

In 2005, Kaplan was certified as a clinical specialist in sports physical therapy by the American Board of Physical Therapy Specialists. Kaplan frequently lectures on a variety of sports medicine topics, including the rehabilitation of athletic injuries, to local and national organizations, hospitals and universities.

Kaplan has continued to advance his education, becoming certified in Graston soft tissue mobilization (2009) and Functional Dry Needling (2013).

Geoff and his wife, Shelly, have two sons, Everett and Sawyer. They reside in Missouri City, Texas.



ROLAND RAMIREZ

DIRECTOR OF ATHLETIC TRAINING AND PHYSICAL THERAPY / HEAD ATHLETIC TRAINER



Roland Ramirez is in his 13th season with the Houston Texans and serves as the team's director of athletic training and physical therapy / head athletic trainer.

Prior to being elevated to his current role in 2019, Ramirez held the role of director of rehabilitation / associate head athletic trainer for three years after spending his first nine years with Houston as rehabilitation coordinator/assistant athletic trainer.

Before joining the Texans, he held the same position with the Atlanta Falcons during the 2007 season and served as a contract athletic trainer for the Tennessee Titans during the 2005 and 2006 seasons. Ramirez also worked as an assistant athletic trainer for the Nashville Kats Arena Football team (AFL) during the 2006 season.

In 2016, Ramirez was the recipient of the AFC Tim Davey Assistant Athletic Trainer of the Year Award, which is presented annually by the Professional Football Athletic Trainers Society (PFATS). The award is emblematic of the commitment, dedication and high level of integrity that Tim Davey, an employee of the New York Jets and the NFL for 33 years (1969-2002), brought to the profession of athletic training and is representative of the level of service he dedicated to his surrounding community.


In 2013, Ramirez and the Texans sports medicine staff were recognized by PFATS as the Athletic Training Staff of the Year, an annual award voted on by all NFL athletic trainers.

Prior to entering the ranks of the NFL, Ramirez worked as a physical therapist in an orthopedic and sports medicine clinic while completing his graduate work in athletic training. He earned a dual master's degree in physical therapy and athletic training from the Texas Tech University Health Sciences Center in 2004 and 2005, respectively. Ramirez completed his undergraduate work at Texas Tech, where he played football from 1998-99.

As a graduate student, Ramirez served as an athletic trainer for the baseball teams at Wayland Baptist University and Lubbock Christian University. He also worked with the Texas Tech football team during the 2004 season and served as a strength and conditioning coaching intern prior to the 2004 season.

Ramirez is board certified as a clinical specialist in sports physical therapy by the American Board of Physical Therapy Specialists. He also holds a certification as a strength and conditioning specialist and is the inventor of the DS2 Platform, a product used by numerous teams and rehab/fitness professionals across the country.

Ramirez and his wife, Misty, live in Missouri City, Texas with their two children, Kade and Tessa.



JEREMY BAXTER
**COORDINATOR OF REHABILITATION AND PHYSICAL
THERAPY**



Jeremy Baxter is in his fifth season with the Houston Texans and first as coordinator of rehabilitation and physical therapy after serving four years as an assistant athletic trainer / physical therapist. In his current role, Baxter works directly with Director of Athletic Training and Physical Therapy / Head Athletic Trainer Roland Ramirez on the planning and execution of all player rehabilitation and recovery.

Before joining the Texans, Baxter worked as a senior associate athletic trainer and rehab coordinator at Northwestern University (2012-16). He also served as a physical therapist at OrthoSport Physical Therapy (2010-12) and as an assistant instructor for Evidence in Motion Physical Therapy Education (2012-present). Baxter began his pursuit of sports medicine as a student athletic trainer at the University of Oklahoma (2002-05).

Baxter earned his master's degree in physical therapy from the University of Oklahoma Health Sciences Center in 2008 and was certified as a sports clinical specialist by the American Board of Physical Therapy Specialists in 2012. He also earned a master's degree in athletic training from Texas Tech Health Sciences Center and was certified as an athletic trainer by the BOC in 2010.

Originally from Norman, Okla., Baxter now lives in Missouri City, Texas with his wife, Katie, and their daughter, Brooke.



URIAH MYRIE
ASSISTANT ATHLETIC TRAINER



Uriah Myrie enters his fourth season as an assistant athletic trainer for the Houston Texans, working under Director of Athletic Training and Physical Therapy / Head Athletic Trainer Roland Ramirez on daily athletic training operations.

Before joining the Texans, Myrie worked with the Arizona State University football team in 2016, serving as a program assistant athletic trainer, specifically working with player rehabilitation.

Prior to his time at ASU, Myrie spent a season interning for the Buffalo Bills in 2015, was a graduate assistant with the University of Utah football program from 2012-14 and assisted Hudson Valley Community College in 2011-12. He broke into the NFL as a summer intern with the Carolina Panthers in 2009-10.

The Albany, N.Y. native earned his bachelor's degree in athletic training from the University of Delaware in 2011 before obtaining his master's degree in exercise and sport science from Utah in 2014.



CHRIS BARRETT
ASSISTANT ATHLETIC TRAINER




Chris Barrett enters his second season as an assistant athletic trainer for the Houston Texans in 2020, working under Director of Athletic Training and Physical Therapy / Head Athletic Trainer Roland Ramirez.

Barrett previously worked with the Stanford University football team in 2017-2018, most recently serving as the head football athletic trainer.

Prior to his time at Stanford, Barrett spent two seasons interning for the Texans in 2015 and 2016, and was a graduate assistant with the Ohio University football team from 2013-14.

The Bloomfield, N.J. native earned his bachelor's degree in exercise science and athletic training from Appalachian State University in 2009 before obtaining his master's degree in athletic training from Ohio University in 2015.

Barrett and his wife, Amanda, reside in Pearland, Texas, with their son, Paxton.



SHANNON OSBORNE
ASSISTANT ATHLETIC TRAINER



Shannon Osborne joined the Houston Texans as an assistant athletic trainer in April 2020. In his role, Osborne assists Director of Athletic Training and Physical Therapy / Head Athletic Trainer Roland Ramirez in all matters pertaining to the supervision and/or administration of prevention, treatment and rehabilitation of all athletes.

Prior to coming to Houston, Osborne served in the same capacity for the Mississippi State football program from 2018-20. He gained NFL experience as a seasonal intern with the Miami Dolphins for the 2016 and 2017 seasons.

Osborne earned his bachelor's degree in human performance and exercise science from the University of Alabama in 2012 and went on to receive a master's degree in athletic training from Texas Tech in 2015.

A native of Montgomery, Ala., Osborne and his wife, Suzi, currently reside in Houston.



LADD HARRIS

DIRECTOR OF TEAM WELLNESS



Ladd Harris is in his third season with the Houston Texans and serves as the director of team wellness. His primary role is to create systems that promote optimal physical performance, accelerate healing and enhance overall wellness. After arriving in Houston as director of performance nutrition, prior to the 2018 season, Harris oversaw a complete overhaul of the Texans Performance Cafe and nutrition program, which included hiring the team's first full-time executive performance chef.

During the 2017 season, Harris served as the director of performance nutrition for the Oakland Raiders. Prior to joining the NFL, Harris served as a tactical sport dietitian for the United States Army Special Operations Command at Fort Bragg, N.C. from 2012-17. During his time there, Harris' primary responsibility was to implement nutritional systems that improved nutrient timing, hydration, injury recovery and deployment nutrition. He also worked to improve dietary standards and food quality for the dining facility where the soldiers he worked with ate on a daily basis.

From 2011-12, Harris served as the assistant sport dietitian at the University of Oregon after he was the sports nutrition intern at the University of Utah from 2010-11.

Prior to earning his master's degree in sports nutrition from Utah in 2011, Harris earned his bachelor's degree in nutrition science from Utah State University.

Harris, his wife, Marina, and their son, Elias, currently reside in Houston.



JACOB MERTENS

PERFORMANCE NUTRITION COORDINATOR



Jacob Mertens enters his first season as the performance nutrition coordinator for the Houston Texans in 2020. Mertens served as the team's assistant performance dietitian in 2019 after joining the team as a sports performance intern in 2018.

Mertens works with Director of Team Wellness Ladd Harris to consult with Texans players and build a nutrition program to fit their needs. He is also in charge of ordering and distributing all nutrition products to the team.

Before joining the Texans, Mertens served as the dietitian for the Chicago Cubs' Triple-A affiliate Iowa Cubs during the 2017 season. He also completed his dietetic internship through the University of Houston.

Mertens played college football at Peru State College from 2008-11 where he received a bachelor's degree in exercise science. He also earned a master's degree in sports science from the University of Akron and took part in the Didactic Program in Nutrition and Dietetics from the University of Nebraska.

Originally from Hastings, Neb., Mertens is a registered dietitian through the Academy of Nutrition and Dietetics and a certified strength and conditioning coach by the National Strength and Conditioning Association.



MIKE EUBANKS

HEAD STRENGTH AND CONDITIONING



Mike Eubanks is in his second season as head strength and conditioning coach and third overall campaign with the Houston Texans after joining the team as an assistant in 2018. The 2020 season will be his 12th in the NFL.

Over the last two years, Eubanks helped the Texans post back-to-back double-digit win seasons for the second time in franchise history (2011-12) and the second-most wins (21) over a two-year span (22 wins from 2011-12). In his first campaign as the head strength and conditioning coach in 2019, the Texans won the AFC South for a second-consecutive season and defeated the Buffalo Bills in the AFC Wild Card Round to advance to the Divisional Round for the fourth time in team history (2011-12, 2016 and 2019).

In his six seasons with the Broncos (2012-17), Eubanks helped the team capture Super Bowl 50, earn four playoff appearances, 35 Pro Bowl berths and 17 AP All-Pro selections while going 64-32 over that span. The team's 64 victories ranked as the third most in the NFL during that range.

Eubanks served as a strength staff assistant coach with the Jaguars from 2010-11 and interned with the team in 2009 after working as a graduate assistant strength and conditioning coach at Arizona State University from 2008-09.

Prior to his stint with the Sun Devils, Eubanks interned at Athletes' Performance from 2007-08, where he helped train college prospects for the NFL Combine and worked out NFL veterans during the offseason.

He began his career as a defensive backs coach at Scottsdale Community College from 2003-04 before spending two seasons (2006-07) as the strength and conditioning coach with additional responsibilities instructing defensive backs and wide receivers at Seton Catholic High School in Phoenix.

A certified corrective exercise specialist through the National Academy of Sports Medicine and a certified strength and conditioning specialist through the National Strength and Conditioning Association, Eubanks was a three-year letterman in football at the University of Wisconsin-Eau Claire. He earned a bachelor's degree in exercise and wellness and a master's degree in education from Arizona State.

Eubanks and his wife, Holly, have two sons, Nolan and Wes.



BRIAN CUSHING

ASSISTANT STRENGTH AND CONDITIONING



Brian Cushing enters his second season as assistant strength and conditioning coach for the Houston Texans in 2020. This will mark Cushing's second season on staff following a nine-year playing career in Houston.

In his first season on staff in 2019, Cushing helped the Texans to a 10-6 record and AFC South division title. Houston went on to defeat the Buffalo Bills in the AFC Wild Card Round and advance to the Divisional Round for the fourth time in team history (2011-12, 2016 and 2019).

Drafted by the Texans with the 15th overall pick of the 2009 NFL Draft, Cushing went on to earn Associated Press Defensive Rookie of the Year that season after notching 133 total tackles, 12 tackles for loss, 4.0 sacks and four interceptions. The two-time All-Pro linebacker started all 104 games of his NFL career with the Texans and is the franchise's all-time leader in career total tackles with 664.


During his nine-year career, Cushing amassed 664 total tackles (424 solo), 13.5 sacks, 42 tackles for loss, 57 quarterback hits, 30 passes defended, nine forced fumbles and eight interceptions. He earned Pro Bowl honors in 2010, was named the Texans Ed Block Courage Award Winner in 2013 and earned the NFLPA's Community Most Valuable Player of the Week in 2015 for his work in the Houston community.

Prior to his NFL career, Cushing played four seasons (2005-08) at the University of Southern California in Los Angeles. He started 38-

STRENGTH AND CONDITIONING

of-44 games for the Trojans and recorded 178 total tackles (101 solo), 8.5 sacks and 27 tackles for loss. As a senior, he was a consensus All-America selection, earning first-team accolades from Sports Illustrated and second-team honors from The Sporting News and Associated Press, and was a consensus first-team All-Pac 10 choice.

A native of Park Ridge, N.J., Cushing now resides in Houston with his wife, Megan, and their two sons, Cayden and Kai.



JOE DISTOR
ASSISTANT STRENGTH AND CONDITIONING



Joe Distor enters his second season as an assistant strength and conditioning coach with the Houston Texans in 2020. He is in his fifth overall season in the NFL after serving in the same capacity with the Chicago Bears from 2016-18.

In his first with Houston in 2019, Distor helped the Texans to a 10-6 record and AFC South division title. Houston went on to defeat the Buffalo Bills in the AFC Wild Card Round and advance to the Divisional Round for the fourth time in team history (2011-12, 2016 and 2019).

During his time in Chicago, Distor helped the Bears to a resurgent 12-4 campaign in 2018 that saw them join the Texans as the only two teams in the NFL to capture division titles in 2018 after finishing last in their division in 2017.

Prior to entering the NFL ranks, Distor served as an assistant strength and conditioning coach for the University of Memphis football program in the winter of 2016 after spending two seasons as a strength and conditioning graduate assistant at the University of California—Los Angeles from 2014-16.

Distor is a certified strength and conditioning specialist and performance enhancement specialist. He served as an intern at UCLA during the summer of 2012 after a stint as an assistant football and strength coach at Arcadia High School in Phoenix. Distor also received a minority scholarship from the National Strength and Conditioning Association Foundation (NSCA) in 2012-13.

Distor earned a bachelor's degree in kinesiology, graduating summa cum laude from Arizona State University, where he worked as a sports performance intern throughout his undergraduate tenure. He also earned a master's degree in exercise science and health promotion from California University of Pennsylvania.

A Phoenix native, Distor now resides in Houston with his fiancée, Renee, and their son, Jace.



PAT MOORER
ASSISTANT STRENGTH AND CONDITIONING



Pat Moorer joined the Houston Texans as an assistant strength and conditioning coach in February 2020. He brings 28 years of experience on the collegiate level, including the last 23 as a head strength and conditioning coach across five different major college football programs.

Moorer comes to Houston following three years overseeing strength and conditioning at the University of South Florida, where he helped the Bulls to a 10-2 record and Birmingham Bowl victory in his first season on staff in 2017.

Prior to his time at USF, Moorer spent 2014-16 as the head strength and conditioning coach at the University of Texas and 2010-13 in the same role at the University of Louisville. The Cardinals posted 14 wins in his first two seasons on staff before going 11-2 with a Sugar Bowl victory in 2012 and 12-1 with a Russell Athletic Bowl win in 2013.

Moorer began his coaching career as assistant strength and conditioning coach at his alma mater, the University of Florida, from 1992-94 before being promoted to coordinator of strength and conditioning from 1995-96. He went on to serve as director of strength and conditioning at Illinois from 1997-98 before serving in the same capacity at South Carolina from 1999-2009, where he managed four

strength facilities and eight coaches.

Moorer was certified as a Master Strength and Conditioning Coach (MSCC) by the Collegiate Strength & Conditioning Coaches Association (CSCCA) in 2006, the highest honor that can be achieved in the profession. He also served as the personal trainer to former Florida running back Emmitt Smith, the NFL's all-time leading rusher, and Olympic gold medalist Allen Johnson.

In his time at USF, Moorer trained four NFL Draft selections and eight players signed as free agents. He trained three Louisville players selected in the first round of the 2014 NFL Draft and had 16 Longhorn players either selected in the NFL Draft or signed as free agents during his first two seasons at Texas. In addition, nine of Moorer's former players at Louisville were picked in the 2015 draft, which represents a school record.

Moorer earned a bachelor's degree in health and human performance from Florida in 1992 and is a 2001 graduate of the Sports Management Institute. He played inside linebacker for four seasons at Florida, where he went from a walk-on to become the 1986 SEC Freshman of the Year. He led UF in tackles in 1988-89, served as team captain as a senior and played in three bowl games. Moorer went on to play three years of professional football with the San Diego Chargers (1990) and Frankfurt Galaxy (1991-92) of the World Professional League (later NFL Europe).

A native of Pensacola, Fla., Moorer now resides in Houston. He and his wife, Sharon, have two sons, Patrick II and Kaleb Ivan, and a daughter, Nina Rae.



JAMES HARDY

**SPORTS SCIENCE COORDINATOR / ASSISTANT
STRENGTH AND CONDITIONING**



James Hardy enters his first season as sports science coordinator / assistant strength and conditioning coach with the Houston Texans in 2020, where he oversees the applied science aspects of the team's training regimen.

Hardy is in his third overall season in the NFL after spending 2016-17 with the New England Patriots, where he helped the team to a victory in Super Bowl LI. He also gained experience training firefighters for South Metro Fire Rescue (SMFR) in Centennial, Colo.

Hardy broke into the NFL ranks following seven years as the director of basketball sports performance at the University of Colorado. During his time in Boulder, Hardy was responsible for overseeing the direction of all aspects of Colorado's weight room and was directly involved in the strength and conditioning coaching of the men's basketball and women's lacrosse teams. He initially joined Colorado as an assistant strength and conditioning coach for several of the school's athletic teams, including football.

Hardy held intern and graduate assistant positions at Auburn University from 2005-07, where he assisted with the strength and conditioning programs for football, softball and women's soccer. He also designed and implemented programs for the women's golf and equestrian teams.

Hardy began his coaching career in 2004 at Christopher Newport University in Newport News, Va., developing strength and conditioning programs for six different varsity sports and assisting with football. He also served as the primary nutritionist for all teams.

Hardy graduated from Christopher Newport in 2003 with a bachelor's degree in exercise science and earned his master's degree in exercise science with an emphasis in biomechanics from Auburn in 2006.

Originally from Williamsburg, Va., Hardy now resides in Houston.



MATT VAN DYKE

SPORTS SCIENCE COORDINATOR



Matt Van Dyke enters his first season as sports science coordinator for the Houston Texans in 2020. He is responsible for the management of training loads and other performance aspects implemented to each individual athlete in order to maximize performance and readiness.

Prior to joining the Texans, Van Dyke was the associate director of applied sports science at the University of Texas, where he oversaw the football team's training load and recovery processes in order to create an optimal level of performance availability for each competition.

Van Dyke also possesses collegiate experience across a variety of sports following tenures as the associate director of sports performance at the University of Denver and assistant director of strength and conditioning for Olympic sports at the University of Minnesota. He completed his master's degree coursework at St. Cloud State University while serving as a graduate assistant strength and conditioning coach for multiple athletic teams.

Following his time as a wide receiver on the Iowa State football team, Van Dyke got his start in coaching as an intern with the Cyclones' Olympic strength and conditioning staff in the summer of 2012 and the football strength and conditioning staff in the spring of 2013. He also gained experience with the University of Minnesota Olympic strength and conditioning staff in the summers of 2013 and 2014.

Van Dyke received SCCC (Strength and Conditioning Coach Certified) certification by the Collegiate Strength and Conditioning Coaches Association (CSCCa). He possesses a bachelor's degree in exercise science from Iowa State and a master's degree in exercise physiology and nutrition from St. Cloud State. He is also a published author of studies across a variety of topics in the field of sports science and has presented his insights at regional and national sports performance clinics.

Originally from West Des Moines, Iowa, Van Dyke now resides in Houston.



CLAY HAMPTON

DIRECTOR OF FOOTBALL OPERATIONS AND TEAM LOGISTICS



Clay Hampton enters his second season as director of football operations and team logistics with the Houston Texans in 2020. He spent the previous 28 years with the New York Jets, including the last 12 seasons as senior director of operations.

Hampton is responsible for overseeing the team's vast operational system, which includes team operations and grounds. In addition to his day-to-day functions with the team, including coordinating training camp, Hampton and his staff coordinate the team's travel, lodging and dining, as well as visiting teams' arrival procedures at NRG Stadium.

Hampton spent his first 16 years with the Jets in the equipment department, where he succeeded his father, Bill, as equipment manager in 2001 upon his dad's retirement after 37 years in the NFL. His first job with the Jets was as a ballboy on game day in 1983 at Shea Stadium. In 2011, Hampton won the Travel Manager of the Year Award as voted by the major hotel chains and airlines.

Hampton and his wife, Kelly, have one son, Bryce.



TOM ADDEN

ASSISTANT DIRECTOR OF FOOTBALL OPERATIONS AND TEAM LOGISTICS



Tom Adden joined the Houston Texans as assistant director of football operations and team logistics in February 2020. In this capacity, Adden contributes to the overall day-to-day football operations, including game day operations, league compliance, football administration, team logistics and facilities.

Adden enters his 13th season in the NFL and brings both league and team experience to the Texans. Most recently, he was the NFL's senior manager of game operations where he helped develop league-wide policies and protocols, served as an on-site football operations liaison for regular season and postseason games and oversaw the Football Operations Representative Program. Additionally, he served as a liaison to various NFL Committees, such as the Competition Committee, and worked as an instant replay technician for the Officiating department.

During his time at the league office, Adden worked 10 Super Bowls in various capacities. He was the lead AFC club contact for Super Bowl team operations and managed the NFL's media operations, which included oversight of the Super Bowl Communications support staff. Adden also assisted with overall team operations for International Games in London and Mexico City.

Prior to joining NFL Football Operations, Adden spent time in the Communications and Community Relations departments with the league office, Jacksonville Jaguars and Tennessee Titans.

Adden is a native of Saint Matthews, S.C. and attended the University of Tennessee where he graduated with a degree in sport management and a minor in business. He resides in Houston.



GRANT HENDRIX

FOOTBALL OPERATIONS ASSISTANT



Grant Hendrix is in his first season as a football operations assistant with the Houston Texans and second overall season with the team, having served as an intern during the 2019 campaign. In his current role, Hendrix assists with a myriad of responsibilities including day-to-day football operations, team travel, team and player logistics, practice and gameday operations, front office support, office management, and facility improvements and maintenance.

Hendrix graduated from Auburn University with a bachelor's degree in finance and went on to earn two master's degrees in business administration and information systems, also from Auburn. During his time on campus, Hendrix gained experience as an assistant in the athletics business office before moving into an assistant role with the Tigers' athletics facilities and operations department. He also completed a sports marketing and digital research internship with Turner Sports in 2018.

Born in Lexington, S.C., Hendrix now resides in Houston.



DOUG WEST
DIRECTOR OF PRACTICE FACILITY DEVELOPMENT /
SPECIAL PROJECTS



Doug West is in his 25th season in the NFL and 14th with the Texans. He enters his second season as director of practice facility development / special projects in 2020 after serving as the vice president of football operations for five years.

West, who previously served as director of football operations starting in September 2010, oversaw team travel, training camp and gameday operations, which included all aspects dealing directly on the field with the game, the Texans and the visiting team.

West joined the Texans as football operations manager in August 2007, coordinating team travel and lodging throughout the year. Prior to joining the Texans, West worked with Reebok as an NFL glove and footwear specialist, beginning in 2004. From 1993-2003, West was the head equipment manager for the Denver Broncos.

West was the head equipment manager from 1988-90 at the University of Northern Colorado before taking on the same role for the Birmingham Fire of the World League of American Football from 1991-92 under Head Coach Chan Gailey.

West earned a bachelor's degree in social sciences from Colorado State in 1988, where he was a student equipment manager for the football team for three years. He has three sons, Gunnar, Griffin and Graham, and a stepdaughter, Grace. He and his wife, Stacy, reside in Houston.



RAY CLARAGE
FACILITY HYGIENE COORDINATOR



Ray Clarage was hired as the facility hygiene coordinator for the Houston Texans in June 2020. In his role, Clarage works closely with Director of Medical Administration Geoff Kaplan and stadium partners on implementing and maintaining infection control protocols in team facilities.

Clarage most recently served as the interim head football equipment manager at Rice University after joining the program as an equipment assistant in September 2019. He gained operations and facilities experience with the Texans as a football operations intern for the 2017 and 2018 seasons.

A Houston native, Clarage graduated from the University of Houston in 2017 with a bachelor's degree in sport administration. During his time as an undergraduate, Clarage worked as a training camp intern for the Texans prior to the 2015 and 2016 seasons, and also spent the summer of 2017 as a player personnel / recruiting student assistant at UH.



MIKE PARSON DIRECTOR OF EQUIPMENT SERVICES



Mike Parson is in his sixth season as director of equipment services for the Houston Texans and handles all equipment needs for the organization and team. He is in his 13th season with the Texans after serving as an equipment assistant for seven years. He is a certified member of the Athletic Equipment Managers Association (AEMA) and serves on the executive council of the Professional Football Equipment Managers Society (PFEMS).

In August 2017, Parson was a key figure in the Texans navigating the aftermath of Hurricane Harvey. After being diverted to Dallas to wait out the storm following a preseason game in New Orleans, Parson and his staff helped the team resume normal operations despite the challenging circumstances. He was also instrumental in the team moving training camp to The Greenbrier in White Sulphur Springs, W. Va. in 2017, which marked the first time the Texans held training camp outside the city of Houston in franchise history. He has also overseen equipment operations for the team's first-ever International Series games in Mexico City (2016) and London (2019).

Parson joined the Texans equipment staff in 2008 after several internships with the New Orleans Saints and five years of experience at the collegiate level.

Parson worked minicamps and training camps for the Saints in 2001-02 and worked the full season with the team in 2005. That year, the staff overcame extraordinary challenges in the forced evacuation from New Orleans due to Hurricane Katrina. After departing New Orleans, the club's base of operations moved three times, including a last stop at a high school baseball stadium in San Antonio. The staff was awarded the Whitey Zimmerman Memorial Award, given annually to the NFL equipment staff that exceeds the usual demands of the position with excellent service.

Before breaking into the NFL, Parson was the equipment manager for four years at the University of New Orleans, where he oversaw the equipment operations for the entire athletic department. He also was equipment manager for Benedict College during the 2003 season.

Parson, a 2003 graduate of Mississippi State University with a bachelor's degree in physical education, was born in Vicksburg, Miss., and now resides in Houston.



RYAN GOWENS EQUIPMENT SERVICES COORDINATOR



Ryan Gowens is in his sixth season as equipment services coordinator with the Houston Texans. The 2020 season marks his 13th year in the NFL.

A certified member of the Professional Football Equipment Managers Society and Athletic Equipment Managers Association, Gowens works with Director of Equipment Services Mike Parson to fit and order equipment for all Texans coaches and players. He also helps manage team equipment during practices and road games.

Before joining the Texans, Gowens worked for seven years as an associate equipment manager with the Jacksonville Jaguars (2005-06 and 2010-15). In 2007, he served as the head equipment manager at Murray State University.

Gowens was an assistant football equipment manager and the head baseball equipment manager at Texas A&M from 2008-10. He obtained a degree in business management and served as a student manager in College Station from 1999-2005.

Originally from Austin, Texas, Gowens now resides in Missouri City, Texas with his wife, Tiffany, who was a three-time All-American swimmer at Texas A&M. They have been married for more than 14 years and have a daughter, Quinn, and son, Brendan.



PATRICK COLEMAN
EQUIPMENT SERVICES ASSISTANT



Patrick Coleman enters his third year with the Houston Texans in the role of equipment services assistant. The 2020 season marks his ninth overall campaign in the NFL.

Coleman works with Director of Equipment Services Mike Parson on ordering, maintaining, transporting and issuing all clothing, gear and other equipment for Texans players, coaches, staff and front office personnel while assisting with practices and games. He is a certified member of the Professional Football Equipment Managers Society and Athletic Equipment Managers Association.

Prior to joining the Texans, Coleman worked as the assistant director of football equipment operations for UCLA in 2017 and was eventually promoted to interim director of football equipment operations in the spring of 2018. He is a certified member of the Athletic Equipment Managers Association (AEMA).

Coleman served as an equipment assistant for the Washington Redskins from 2014-17 after internships with the Tampa Bay Buccaneers (2010), Miami Dolphins (2011) and Jacksonville Jaguars (2013). Coleman was also head equipment manager for the AFL's Orlando Predators in 2013 before joining the Jaguars.

Coleman was the head equipment manager for Gardner-Webb University from 2012-13. He attended the University of Mississippi and earned his bachelor's degree in exercise science in December 2010.

Originally from Louisville, Miss., Coleman currently resides in Houston.



KYLE KAMAU
EQUIPMENT SERVICES ASSISTANT



Kyle Kamau is in his sixth season as an equipment services assistant with the Houston Texans. He is in charge of fitting and maintaining the players' helmets, preparing footballs for games and practice, organizing game attire for coaches and staff, as well as facilitating team practices by assisting in position drills and team activities. He is a certified member of the Professional Football Equipment Managers Society and Athletic Equipment Managers Association.

Kamau also served as an equipment staff intern for the Texans in 2012 and was an assistant equipment manager for the Philadelphia Eagles for the 2013-14 seasons.

Kamau graduated from the University of Hawai'i at Manoa where he studied sociology. As a student at Hawai'i, he served as the football team's equipment manager.

Originally from El Cajon, Calif., Kamau and his wife, Nicki, currently live in Pearland, Texas with their son, Kelan. He has one brother, Brad, and his parents are Keoki and Barbara. Keoki was an athletic trainer in the NFL for 18 years with the Washington Redskins and San Diego Chargers.



TIM BROG
DIRECTOR OF VIDEO OPERATIONS



Tim Brog is in his sixth season as the director of video operations for the Houston Texans. The 2020 season will mark his 13th year with the team.

Brog began his tenure as an intern with the Texans in July 2008. He was hired as a video operations assistant in June 2009 before becoming assistant director of video operations in August 2011 and serving in that role for four years.

Prior to joining the Texans, Brog was the video coordinator for the Grand Rapids Rampage of the Arena Football League in his home state of Michigan during the 2008 season.

Brog is a graduate of Grand Valley State University, where he earned his bachelor's degree in broadcasting in 2008. While a student, Brog worked for the sports department at WOOD-TV 8 in Grand Rapids, Mich., filming high school and college athletic events.

Brog is from Middletown, Mich., and graduated from Thornapple Kellogg High School. He and his wife, Bianca, reside in Houston with their daughter, Grace.



COLBY BORDEN
ASSISTANT DIRECTOR OF VIDEO OPERATIONS



Colby Borden is in his third season as the assistant director of video operations for the Houston Texans.

Borden assists in the overall management of the video operations department, providing all aspects of digital video to coaches, scouts and players. Borden also serves as the lead editor for practice and game film.

Before joining the Texans, Borden was an assistant video coordinator for the Auburn University football team from 2017-18 and an athletics support assistant/video operations assistant for the University of Alabama from 2016-17.

Borden received his bachelor's degree from the University of South Alabama, majoring in communications while receiving a minor in business. Borden also worked for the video operations staff at South Alabama.

Originally from Tuscumbia, Ala., Borden and his wife, Magan, reside in Houston with their son, Eli.



JACK BENITEZ
VIDEO OPERATIONS ASSISTANT



Jack Benitez is in his first season as a video operations assistant for the Houston Texans and enters his third overall season with the team following two seasons as a video operations intern. Benitez films both practices and games for the Texans and assists the players and coaching staff with any video related needs.

Between internships with Houston during the 2018 and 2019 seasons, Benitez spent six weeks as the co-video coordinator for YourCall Football in Jacksonville, Fla.

Prior to joining the Texans, Benitez served four and a half years as a student videographer for the Louisiana State University football program, a role that two of his older brothers held during their undergraduate tenures as well.

Benitez graduated from LSU with a bachelor's degree in business management and a minor in film and media arts. A native of Independence, La., he currently resides in Bellaire, Texas.



TOMMY STOESER
VIDEO OPERATIONS ASSISTANT



Tommy Stoesser is in his third season as a video operations assistant and sixth overall season with the Houston Texans. Stoesser assists with the filming and importing of all practice and game film, aids coaches with day-to-day operations and works directly with the scouting department for draft preparation.

Stoesser served as a video operations intern with the Texans from 2015-17. Prior to joining the Texans, Stoesser worked as a video operations intern with the Minnesota Vikings during the 2014 season and as a recruiting and player personnel department assistant at his alma mater, the University of Arizona, during the 2013 campaign.

Stoesser earned his bachelor's degree in communication and marketing from the Eller College of Management at the University of Arizona in 2013.

A native of Tucson, Ariz., Stoesser currently resides in Houston.



ERIC VASILOFF
VIDEO OPERATIONS ASSISTANT



Eric Vasiloff is in his third season as a video operations assistant for the Houston Texans. In his role, Vasiloff films and edits the team's practices and games utilizing the DVSPORT Still Shot system that creates the images the players and coaches review on the Microsoft Surfaces. He also produces highlight videos and provides video services for coaches and scouts.

Prior to joining the Texans, Vasiloff served as a video assistant for the 2017 Rose Bowl Champion Georgia Bulldogs and a video intern for the University of Georgia during the 2016 season.

Vasiloff earned a bachelor's degree in sports management from the University of Arkansas in 2016, where he served as a student video assistant for the Razorbacks from 2015-16.

A native of Mountain Home, Ark., Vasiloff resides in Houston with his wife, Elizabeth, and their daughter, Isla.



NATE PECKHAM
FOOTBALL TECHNOLOGY DEVICES ASSISTANT
MANAGER



Nate Peckham is in his first season as the football technology devices assistant manager with the Houston Texans and second overall season with the team, having served as an intern during the 2019 campaign. In his current role, Peckham manages player iPads and provides first-level technology support to coaches and scouts. He also assists with other video operations duties such as filming and importing practice footage.

Peckham came to Houston after graduating from Auburn University with a bachelor's degree in information systems management in 2019. He worked with the Tigers football team as a student assistant in the football video department throughout his undergraduate tenure, traveling with the team to away games and helping film practices and games.

As the son of Sgt. Maj. Eric Peckham, a retired U.S. Army veteran of 30 years who served on two combat tours, Nate Peckham moved throughout the country but finished high school in Enterprise, Ala. He now resides in Houston.



BRENT NACCARA

DIRECTOR OF SECURITY AND PLAYER LOGISTICS



Brent Naccara enters his third season with the Houston Texans in 2020 as the team's director of security and player logistics. In his role, Naccara is responsible for coordinating safety and security for the team, coaching staff and executives as well as overseeing the logistics of all player-related operations.

Naccara develops and maintains communication and coordination with federal, state and local law enforcement agencies and serves as a liaison with the NFL security office to ensure the Texans are in compliance with the league's policies and procedures. He also assists the personnel department with risk assessments and investigations regarding player or staff prospects. Additionally, he oversees the team's Rookie Success Program and serves as the liaison between all players and the NFL Player Engagement Office to maintain compliance.

Naccara comes to Houston after working as a special agent in the U.S. Department of the Interior, where he investigated federal crimes and conducted security assessments.

Prior to his time at the DOI, Naccara was a special agent in the U.S. Secret Service for 13 years. He served as Team Leader on the Counter Assault Team, providing worldwide tactical coverage for the President of the United States and his family and coordinating security operations with law enforcement and military units. Naccara also served on the Presidential Protection Detail, providing physical protection for the President and his family.

Naccara played fullback and linebacker at the University of Maine, where he earned all-conference honors in 1998 and graduated with a bachelor's degree in mass communications and advertising in 1999. He parlayed his standout collegiate career into a one-year stint with the New York Jets and two seasons with the New Jersey Gladiators of the Arena Football League.

Naccara and his wife, Jana, live in Houston with their two daughters, Brylee and Brooke.



KHALIL REED

ASSISTANT DIRECTOR OF SECURITY AND PLAYER LOGISTICS



Khalil Reed enters his 13th season with the Houston Texans in 2020 and first as assistant director of security and player logistics. Before being promoted to his current role, Reed spent four years as football operations manager and six seasons as the team's security and player engagement manager.

In his role, Reed helps coordinate player logistics and works with the NFL Player Engagement Department to ensure the Texans are in compliance with required content. He also assists with facilitating the Rookie Success Program and aids Director of Security and Player Logistics Brent Naccara in providing a safe environment for the team on a day-to-day basis.

As the team's security and player engagement manager (2010-15), Reed promoted security and player development initiatives with players, spouses, coaches, club executives and local police agencies. He also served as a co-facilitator and manager for club-level programming, such as the Rookie Development program, the Rookie Success program, the Professional Development program and the Rookie Transition Program.

Before joining the Texans, Reed was an events and operations summer intern with the Cleveland Browns in 2006. He also served as a media relations student assistant at Liberty University from 2004-07, where he earned his bachelor's degree in sports management.

A native of Jersey City, N.J., Reed resides in Houston with his wife, Phylcia, and their son, Hudson.



ROBERT BREIDING
SECURITY COORDINATOR



Robert Breiding is in his second season as security coordinator for the Houston Texans after serving as a security consultant since the team's inception in 2002. A distinguished 35-year veteran of the Houston Police Department (HPD), Breiding retired in May 2019 to join the Texans in a full-time capacity. He is primarily responsible for coordinating security measures surrounding all games and team travel in addition to assisting the scouting staff with gathering information on draft prospects.

Breiding, who joined HPD in February 1984, was consistently recognized for exceeding performance benchmarks during his career and received over 30 commendations from the Chief of Police, Assistant Chief of Police, supervisors and citizens. Over his law enforcement career, Breiding served as a patrol officer, S.W.A.T. perimeter team member, field performance evaluator/instructor, mobility incident management division officer, narcotics operation control center officer and criminal intelligence division communications intelligence unit officer.

Breiding attended Houston Community College and Oklahoma State University. He holds certifications in a variety of specialized law enforcement fields as a result of over 4,700 hours of training.

Breiding resides in Spring, Texas with his wife, Annabella.



HOUSTON
TEXANS

TEXANS STAFF

TEXANS STAFF



Carol Adatto Nelson
Team Travel Consultant / Carlson Wagonlit
Travel



Ashley Alspaugh
Marketing Coordinator



Aaron Amaya
IT Support Analyst



Cristina Anaya
Accounts Payable Manager



Cassandra Andrews
Accounting Manager



Jerry Angel
Senior Director of Corporate Development



Brittany Benedict
Business Development Manager, Texans
Luxe



Chris Bentley
Ticket Sales Representative



Rick Bornhauser
Ticketing Services and Hospitality
Operations Coordinator



Emily Brasseaux
Human Resources Generalist



Wes Brown
Director of Corporate Development



Emily Bruss
Senior Foundation Manager

TEXANS STAFF



Casey Burnham

Director of Business Insights



Amanda Caffey

Digital Media Coordinator



Cody Cavalier

Premium Seating Representative



Dr. Michael Chang

Team Emergency Physician



Alexandra Comerota

Senior Partnership Marketing Manager



Marvin Dave

Office Services Manager



Chloe Delclos

Team Development Assistant



Michael Dennison

Senior Accountant



Cody Disbennet

Event Logistics and Operations Manager



Trang Do

Senior Human Resources Manager



Drew Dougherty

Texans TV Host and Senior Integrated Media Manager



Nathan Edwards

Communications Manager

TEXANS STAFF



Roweena England
Director of Tax



Chandler Farley
Partnership Marketing Manager



Jack Fenimore
Partnership Marketing Representative
LSSE



Dr. Steven Flores
Team Orthopedist



Christian Freimuller
Premium Seating Coordinator



Stephen Friedlander
Senior Business Development Manager,
Texans Luxe



Dr. Jack Fulkman
Team Chiropractor / Gateway Chiropractic



Susie Galvan
Executive Assistant to the Chairman's
Office



Lauren Garner
Graphic Designer



Monica Garza
General Accountant



Matt Gaudry
Director of Marketing



Gavin Gehrt
Executive Producer, Director of Video
Production

TEXANS STAFF



Brian George
Senior Director of Texans Luxe Partnerships



Zach Gleeson
Event Services Coordinator



Disney Harris
Director of Premium Event Management



John Harris
Texans Analyst and Integrated Media Manager



Ryne Harris
Senior Account Executive, Ticket Sales



Courtney Hazen
Receptionist



Gladys Hernandez
Senior Accountant



Joni Honn
Team Massage Therapist / Genuine Touch



Karissa Hudik
Event Services Manager



Dr. Thomas Hunt
Team Orthopedist



Nohely Iglesias
Graphic Design Coordinator



Brooke Jenkins
Partnership Marketing Representative

TEXANS STAFF



Andrew Johnson
Mascot Program Manager



Michael Johnson
Director of Enterprise Applications



Jeremy Jones
Office Services Coordinator



Dr. Corinna Keenmon
Team Psychiatrist and Pain Management Specialist



Kevin Kendziora
Ticket Sales Representative



Cody King
Business Insights Coordinator



Morgan Kleinschmidt
Community Relations Manager



Dr. Todd Koudelka
Team Chiropractor / Koudelka Health Center



Dr. Manickam Kumaravel
Team Radiologist



Nida Lakhani
Cheerleader Program Assistant



Allie LeClair
Senior Corporate Communications Manager



Aynav Leibowitz
Digital Media Manager

TEXANS STAFF



Dr. David Lintner
Team Orthopedist



Dr. Walter Lowe
Team Medical Director / Head Team Physician / Team Orthopedist



Ciara Macaulay
Creative Brand Manager



Emile Maffei
Senior Business Development Manager, Texans Luxe



Omar Majzoub
Senior Communications Manager



Jackie Maldonado
Director of Marketing



Tyler Marcotte
Videographer and Producer



Bonny Marshall
Executive Assistant to Jamey Rootes



Erica Martinez
Ticketing Hospitality and Sponsor Ticket Coordinator



Evin Martinez
Corporate Development Manager



Derek Mauney
Senior IT Support Analyst



Kandyace Mayberry
Senior Community Relations Manager

TEXANS STAFF



Jay McDevitt
Senior Director of TV and Digital Media



Tom McGuigan
Motion Graphics Designer and Editor



Matt McKee
Ticketing Services Communications
Manager




Brittany McSwain
Human Resources Generalist



Glenda Morrison
Senior Director of Human Resources



Heather Moses
Texans Luxe Partnership Services
Representative



Dr. James Muntz
Team Internist



Krista Murray
Marketing Coordinator



Toko Nguyen
Team Physical Therapist



Brian Peden
Director of Corporate Development



Kenneth Perkins
Senior Motion Graphics Designer and
Editor



Casey Potter
Cheerleader Program Manager

TEXANS STAFF



Erick Prak
Senior Database Administrator and Developer



Dr. Mark Prasarn
Team Orthopedist



Shari Rainey
Director of Texans Luxe Partnership Services



Stephanie Ramsey
Executive Assistant to the Head Coach and General Manager



Joshua Randall
Business Development Manager, Texans Luxe



Bobby Rawlinson
Service Desk Manager



Ryan Records
Mascot Program Coordinator



Anna Reyes
Treasury Accountant



Meg Reynolds
Partnership Marketing Coordinator



Karen Richards
Executive Assistant to Janice S. McNair



Taylor Rouleau
Event Operations Coordinator



Lisa Ruiz
Senior Director of Payroll Services

TEXANS STAFF



Kayla Rumbaugh
Business Systems Analyst



Adrienne Saxe
Director of Community Development



Jessica Schneider
Director of Texans Luxe Partnership Services



Holly Schweitzer
Director of Fan Relations and Event Services



Leo Scott
Director of IT Infrastructure



Anthony Shade
Systems Administrator



Deepi Sidhu
Texans Insider and Senior Content Producer



Joe Smilari
Controller



Austen Smith
Senior Director of Partnership Marketing



Rebekah Snodgrass
Foundation Event Coordinator



Dr. William Spangler
Team Emergency Physician



Brett Stewart
Senior Marketing and Youth Football Manager

TEXANS STAFF



Haley Stork
Administrative Assistant, Player Personnel



Julie Strauss
Senior Total Rewards Manager



Tyler Suddarth
Videographer and Lead Producer



Ashley Tait
Executive Assistant to Greg Grissom



Greg Takekawa
Customer Service Representative



Zach Tarrant
Photography Manager and Team Photographer



Andrew Temperly
Social Media Manager



Jenny Toups
Event Services Coordinator



Caitlin Towle
Ticket Sales Representative



Lelia Vacek
Partnership Marketing Media Specialist



Brian Varnadoe
Senior Director of Texans Luxe Partnerships



Dr. Kevin Varner
Team Orthopedist

TEXANS STAFF



Justina Villarreal
Paralegal



Shelby Vogt
Senior Payroll Accountant



Arron Webb
Network and Security Engineer



Dr. Mitchell Weikert
Team Ophthalmologist / Baylor College of Medicine



Melissa Weynand
Executive Assistant to Marilan Logan



Bri Williams
Corporate Development Event Coordinator



Bradley Wilson
Team Paramedic / Harris County Emergency Corps.



Fara Yoder
Director of CRM Data



Trey Young
Senior Director of Ticket Services



Ivory Youngblood
HRIS and Payroll Manager



HOUSTON
TEXANS

2019 SEASON
IN REVIEW

2019 REGULAR SEASON STATISTICS (10-6)

WON 10, LOST 6				BILL O'BRIEN (16 GAMES)	
09/09	L	28-30	at New Orleans	73,039	
09/15	W	13-12	Jacksonville	71,651	
09/22	W	27-20	at L.A. Chargers	25,349	
09/29	L	10-16	Carolina	71,699	
10/06	W	53-32	Atlanta	71,787	
10/13	W	31-24	at Kansas City	73,323	
10/20	L	23-30	at Indianapolis	59,977	
10/27	W	27-24	Las Vegas	71,893	
11/03	W	26-3	at Jacksonville	84,771	
11/17	L	7-41	at Baltimore	70,731	
11/21	W	20-17	Indianapolis	71,727	
12/01	W	28-22	New England	72,025	
12/08	L	24-38	Denver	71,769	
12/15	W	24-21	at Tennessee	65,265	
12/21	W	23-20	at Tampa Bay	49,036	
12/29	L	14-35	Tennessee	71,794	

2019 TEAM STATISTICS			HOU	OPP.
FIRST DOWNS				
Rushing			346	346
Passing			112	98
Penalty			203	220
Third Down-Made/Att			31	28
Third Down Efficiency			84/193	98/202
Fourth Down-Made/Att			43.5%	48.5%
			13/25	7/16
TOTAL NET YARDS				
			5,792	6,213
Avg. Per Game			362.0	388.3
Total Plays			1,017	1,020
Avg. Per Play			5.7	6.1
NET YARDS RUSHING				
			2,009	1,937
Avg. Per Game			125.6	121.1
Total Rushes			434	403
Avg. Per Rush			4.6	4.8
NET YARDS PASSING				
			3,783	4,276
Avg. Per Game			236.4	267.3
Sacked/Yards Lost			49/300	31/215
Gross Yards			4,083	4,491
Attempts/Completions			534/355	586/375
Pct. of Completion			66.5%	64.0%
Had Intercepted			14	12
PUNTS/AVERAGE				
			57/45.6	56/47.0
Net Punting Average			43.5	42.8
PUNT RETURN/AVG.				
			22/9.7	24/3.4
KICKOFF RETURN/AVG.				
			14/22.0	39/18.6
INTERCEPTION RETURN/AVG.				
			12/25.2	14/6.6
PENALTIES/YARDS				
			111/892	109/859
FUMBLES/BALL LOST				
			20/8	16/10
TOUCHDOWNS				
			46	46
Rushing			17	12
Passing			27	33
Returns			2	1
EXTRA POINTS/ATTEMPTS				
			40/45	42/43
TWO POINT CONVERSION/ATT.				
			1/1	1/3
FIELD GOALS/ATTEMPTS				
			20/25	21/26
AVG. TIME OF POSSESSION				
			30:03	29:58

SCORE BY PERIODS							
	Q1	Q2	Q3	Q4	OT		PTS
Texans	47	115	92	124	0		378
OPPONENTS	75	112	92	106	0		385
SCORING							
	TD	RU	PA	RT	K-PAT	FG	2PT
K. Fairbairn	0	0	0	0	40/45	20/25	0
D. Watson	8	7	1	0	0/0	0/0	0
D. Hopkins	7	0	7	0	0/0	0/0	1
D. Fells	7	0	7	0	0/0	0/0	0
C. Hyde	6	6	0	0	0/0	0/0	0
D. Johnson	5	2	3	0	0/0	0/0	0
K. Stills	4	0	4	0	0/0	0/0	0
W. Fuller V	3	0	3	0	0/0	0/0	0
J. Akins	2	0	2	0	0/0	0/0	0
K. Coutee	1	1	0	0	0/0	0/0	0
T. Gipson Sr.	1	0	0	1	0/0	0/0	0
A. McCarron	1	1	0	0	0/0	0/0	0
B. Roby	1	0	0	1	0/0	0/0	0
TEXANS	46	17	27	2	40/45	20/25	1
OPPONENTS	46	12	33	1	42/43	21/26	1

SACKS: W. Mercilus 7.5, J. Watt 4.0, J. Martin 3.5, B. Scarlett 3.5, C. Omenihu 3.0, D. Reader 2.5, Z. Cunningham 2.0, B. Dunn 1.0, B. Roby 1.0, B. Boddy-Calhoun 1.0, B. McKinney 1.0, C. Watkins 1.0, **TM** 31.0, **OPP** 48.0 **FUM/LOST:** D. Watson 10/3, C. Hyde 4/2, D. Carter 2/1, D. Johnson 1/1, K. Coutee 1/1, N. Martin 1/0, W. Fuller V 1/0, **TM** 20/8, **OPP** 16/10

PASSING	ATT	CMP	YDS	CMP%	YDS/ATT	TD	TD%	INT	INT%	LONG	SACK/	LOST	RATING
D. Watson	495	333	3,852	67.3	7.8	26	5.3	12	2.4	54	44/	257	98.0
A. McCarron	37	21	225	56.8	6.1	0	0.0	1	2.7	21	5/	43	63.5
D. Hopkins	2	1	6	50.0	3.0	1	50.0	1	50.0	6t	0/	0	56.3
TEXANS	534	355	4,083	66.5	7.6	27	5.1	14	2.6	54	49/	300	95.3
OPPONENTS	586	375	4,491	64.0	7.7	33	5.6	12	2.0	65t	31/	215	97.6

RUSHING	NO.	YDS	AVG	LONG	TD
C. Hyde	245	1,070	4.4	58	6
D. Watson	82	413	5.0	30	7
D. Johnson	83	410	4.9	40	2
T. Jones	9	40	4.4	11	0
A. McCarron	5	39	7.8	18	1
D. Hopkins	2	18	9.0	12	0
K. Coutee	2	14	7.0	10	1
B. Howell	5	10	2.0	4	0
B. Anger	1	-5	-5.0	-5	0
TEXANS	434	2,009	4.6	58	17
OPPONENTS	403	1,937	4.8	63t	12

RECEIVING	TAR	NO.	YDS	AVG	LONG	TD
D. Hopkins	150	104	1,165	11.2	43t	7
W. Fuller V	71	49	670	13.7	54	3
K. Stills	55	40	561	14.0	45	4
J. Akins	55	36	418	11.6	53t	2
D. Johnson	62	44	410	9.3	21	3
D. Fells	48	34	341	10.0	24	7
K. Coutee	36	22	254	11.5	51	0
D. Carter	14	11	162	14.7	46	0
C. Hyde	16	10	42	4.2	14	0
S. Mitchell Jr.	6	2	37	18.5	21	0
T. Jones	1	1	9	9.0	9	0
J. Thomas	3	1	8	8.0	8	0
D. Watson	1	1	6	6.0	6t	1
TEXANS	518	355	4,083	11.5	54	27
OPPONENTS	552	375	4,491	12.0	65t	33

INTERCEPTIONS	NO.	YDS	AVG	LONG	TD
T. Gipson Sr.	3	105	35.0	79t	1
W. Mercilus	2	88	44.0	86	0
J. Reid	2	55	27.5	37	0
B. Roby	2	49	24.5	27t	1
J. Addae	2	5	2.5	4	0
J. Joseph	1	0	0.0	0	0
TEXANS	12	302	25.2	86	2
OPPONENTS	14	92	6.6	37	0

FUMBLES	FUM	LST	FF	REC	TD
D. Watson	10	3	0	5	0
C. Hyde	4	2	0	1	0
D. Johnson	1	1	0	0	0
D. Carter	2	1	0	0	0
K. Coutee	1	1	0	0	0
W. Fuller V	1	0	0	0	0
N. Martin	1	0	0	0	0
TEXANS	20	8	0	6	0
OPPONENTS	16	10	0	1	0

PUNTING	NO.	YDS	AVG	NET	TB	IN	LG	B
B. Anger	45	2,094	46.5	44.5	2	24	71	0
T. Daniel	11	479	43.5	40.9	0	2	54	0
K. Fairbairn	1	26	26.0	26.0	0	1	26	0
TEXANS	57	2,599	45.6	43.5	2	27	71	0
OPPONENTS	56	2,632	47.0	42.8	1	29	68	0

PUNT RETURNS	RET	FC	YDS	AVG	LONG	TD
D. Carter	22	18	214	9.7	23	0
TEXANS	22	18	214	9.7	23	0
OPPONENTS	24	19	82	3.4	15	0

KICKOFF RETURNS	NO.	YDS	AVG	LONG	TD
D. Carter	14	308	22.0	31	0
TEXANS	14	308	22.0	31	0
OPPONENTS	39	725	18.6	33	0

FIELD GOALS	1-19	20-29	30-39	40-49	50+
K. Fairbairn	0/0	5/5	8/8	4/6	3/6
TEXANS	0/0	5/5	8/8	4/6	3/6
OPPONENTS	0/0	2/2	8/8	8/10	3/6

K. Fairbairn: (-) (39G, 22G) (56WR) (52WR, 37G) (50G, 26G) (44G, 46WL) (47G, 31G, 26G) (33G, 40G) (52G, 58SH, 42G) (43WR) (35G, 36G) (-) (54G) (29G) (32G, 25G, 37G) (-)
OPP: (32G, 56WL, 47G, 58G) (40G, 32G) (30G) (34G, 43G) (48G, 55G, 26G) (35G) (41G, 50WR) (44G) (43RU, 34G, 46G) (36G) (23G) (36G) (45B) (54B, 50G, 41G)

2-Pt Conv: D. Hopkins 1 **TM** 1-1 **OPP** 1-3

2019 DEFENSIVE STATISTICS

2019 REGULAR SEASON HOUSTON TEXANS DEFENSIVE STATS
(THROUGH WEEK 17)

PLAYER	SOLO	ASST.	TOTAL	TFL	SACKS/YDS.	QBH	FR	FF	INT./YDS.	PD
Z. Cunningham	95	42	137	7	2.0/11.0	3	2	0	0/0	2
B. McKinney	54	47	101	4	1.0/4.5	4	2	1	0/0	3
J. Reid	57	21	78	1	0.0/0.0	1	1	0	2/55	5
D. Reader	28	24	52	6	2.5/17.0	13	0	0	0/0	0
J. Joseph	43	8	51	0	0.0/0.0	0	0	0	1/0	13
T. Gipson Sr.	37	14	51	2	0.0/0.0	3	0	0	3/105	8
W. Mercilus	33	15	48	9	7.5/44.5	16	1	4	2/88	2
B. Scarlett	30	18	48	3	3.5/7.5	6	0	2	0/0	1
J. Addae	33	9	42	0	0.0/0.0	0	0	0	2/5	3
B. Roby	35	3	38	2	1.0/10.0	1	0	1	2/49	8
L. Johnson Jr.	31	7	38	0	0.0/0.0	0	0	0	0/0	7
G. Conley	20	7	27	0	0.0/0.0	0	0	0	0/0	11
B. Dunn	11	14	25	1	1.0/3.0	4	0	0	0/0	0
J. Watt	15	9	24	4	4.0/34.5	21	2	1	0/0	3
C. Watkins	10	13	23	1	1.0/3.0	2	1	0	0/0	1
V. Hargreaves III	16	5	21	1	0.0/0.0	0	0	0	0/0	2
A. Blackson	11	9	20	2	0.0/0.0	1	0	0	0/0	0
C. Omenihu	8	5	13	2	3.0/34.0	5	0	2	0/0	2
T. Adams	7	6	13	0	0.0/0.0	0	0	1	0/0	0
P. Gaines	10	1	11	1	0.0/0.0	0	0	0	0/0	2
J. Martin	6	5	11	3	3.5/27.0	7	0	1	0/0	0
P. Kalambayi	7	3	10	0	0.0/0.0	0	0	0	0/0	0
D. Cole	6	2	8	0	0.0/0.0	0	1	0	0/0	1
K. Crossen	6	2	8	0	0.0/0.0	1	0	0	0/0	1
E. Vanderdoes	5	3	8	0	0.0/0.0	0	0	0	0/0	0
A. Colvin	4	1	5	0	0.0/0.0	0	0	0	0/0	0
C. Armstrong	3	1	4	0	0.0/0.0	0	0	0	0/0	0
M. Adams	2	0	2	0	0.0/0.0	0	0	0	0/0	0
B. Boddy-Calhoun	2	0	2	1	1.0/19.0	0	0	1	0/0	0
A. Moore Jr.	2	0	2	1	0.0/0.0	0	0	0	0/0	0
B. Mingo	0	1	1	0	0.0/0.0	2	0	0	0/0	0
J. Heath	0	0	0	0	0.0/0.0	1	0	0	0/0	0
TEXANS TOTALS	627	295	922	51	31.0/215.0	91	10	14	12/302	75
OPP. TOTALS	660	282	942	68	48.0/294.0	93	7	13	14/92	61

Tkl=Tackle, Asst=Assist, Total=Combined, TFL=Tackle for a Loss, QBH=Quarterback Hits, Int=Interception, PD=Pass Defense, FF=Forced Fumble, FR=Fumble Recovery

2019 TEXANS SPECIAL TEAMS

PLAYER	TKL.	AST.	COMB.	FF	FR	BL
Moore Jr., A.J.	7	5	12	0	0	0
Jones, Taiwan	4	5	9	0	0	0
Cole, Dylan	7	1	8	0	0	0
Kalambayi, Peter	3	5	8	0	0	0
Gillaspia, Cullen	3	3	6	0	0	0
Mingo, Barkevious	5	0	5	0	0	0
Crossen, Keion	4	1	5	0	0	0
Cunningham, Zach	4	1	5	0	0	0
Howell, Buddy	2	3	5	0	0	0
Johnson Jr., Lonnie	3	0	3	0	0	0
Addae, Jahleel	2	1	3	0	0	0
Scarlett, Brennan	1	2	3	0	0	0
Gaines, Phillip	2	0	2	0	0	0
Crawford, Xavier	1	1	2	0	0	0
Weeks, Jon	0	2	2	0	0	0
Adams, Mike	0	1	1	0	0	0
Fairbairn, Ka'imi	0	1	1	0	0	0
TOTALS	48	32	80	0	0	0

DEFENSIVE STATS BY RANK

SACKS		INTERCEPTIONS		TACKLES FOR LOSS		PASSES DEFENSED		QUARTERBACK HITS	
PLAYER	NO.	PLAYER	NO.	PLAYER	NO.	PLAYER	NO.	PLAYER	NO.
W. Mercilus	7.5	T. Gipson Sr.	3	W. Mercilus	9	J. Joseph	13	J. Watt	21
J. Watt	4.0	J. Addae	2	Z. Cunningham	7	G. Conley	11	W. Mercilus	16
J. Martin	3.5	W. Mercilus	2	D. Reader	6	T. Gipson Sr.	8	D. Reader	13
B. Scarlett	3.5	J. Reid	2	B. McKinney	4	B. Roby	8	J. Martin	7
C. Omenihu	3.0	B. Roby	2	J. Watt	4	L. Johnson Jr.	7	B. Scarlett	6
D. Reader	2.5	J. Joseph	1	J. Martin	3	J. Reid	5	C. Omenihu	5
Z. Cunningham	2.0			B. Scarlett	3	J. Addae	3	B. Dunn	4
B. Boddy-Calhoun	1.0			A. Blackson	2	B. McKinney	3	B. McKinney	4
B. Dunn	1.0			T. Gipson Sr.	2	J. Watt	3	Z. Cunningham	3
B. McKinney	1.0			C. Omenihu	2	Z. Cunningham	2	T. Gipson Sr.	3
B. Roby	1.0			B. Roby	2	P. Gaines	2	B. Mingo	2
C. Watkins	1.0			B. Boddy-Calhoun	1	V. Hargreaves III	2	C. Watkins	2
				B. Dunn	1	W. Mercilus	2	A. Blackson	1
				P. Gaines	1	C. Omenihu	2	K. Crossen	1
				V. Hargreaves III	1	D. Cole	1	J. Heath	1
				A. Moore Jr.	1	K. Crossen	1	J. Reid	1
				J. Reid	1	B. Scarlett	1	B. Roby	1
				C. Watkins	1	C. Watkins	1		

2019 STATISTICAL LEADERS

2019 REGULAR SEASON - OFFENSIVE

PASSING		
PLAYER		YARDS
Deshaun Watson		3,852
AJ McCarron		225
DeAndre Hopkins		6
RUSHING		
PLAYER		YARDS
Carlos Hyde		1,070
Deshaun Watson		413
Duke Johnson		410
Taiwan Jones		40
AJ McCarron		39
DeAndre Hopkins		18
Keke Coutee		14

RECEIVING		
PLAYER		YARDS
DeAndre Hopkins		1,165
Will Fuller V		670
Kenny Stills		561
Jordan Akins		418
Duke Johnson		410
Darren Fells		341
Keke Coutee		254
DeAndre Carter		162
Carlos Hyde		42
Steven Mitchell Jr.		37

Taiwan Jones		9
Jordan Thomas		8
Deshaun Watson		6
POINTS		
PLAYER		POINTS
Deshaun Watson		200
Ka'imi Fairbairn		100
Carlos Hyde		36
Duke Johnson		12
DeAndre Hopkins		8
AJ McCarron		6
Tashaun Gipson Sr.		6
Bradley Roby		6
Keke Coutee		6

2019 REGULAR SEASON - DEFENSIVE

SACKS		
PLAYER	SACKS	YARDS
Whitney Mercilus	7.5	44.5
J.J. Watt	4.0	34.5
Jacob Martin	3.5	27.0
Brennan Scarlett	3.5	7.5
Charles Omenihu	3.0	34.0
D.J. Reader	2.5	17.0
Zach Cunningham	2.0	11.0
Benardrick McKinney	1.0	4.5
Carlos Watkins	1.0	3.0
Briean Boddy-Calhoun	1.0	19.0
Bradley Roby	1.0	10.0
Brandon Dunn	1.0	3.0

INTERCEPTIONS			
PLAYER	INT	YARDS	LONG
Tashaun Gipson Sr.	3	105	79T
Whitney Mercilus	2	88	86
Justin Reid	2	55	37
Bradley Roby	2	49	27T
Jahleel Addae	2	5	4
Johnathan Joseph	1	0	0

DEFENSIVE TACKLES			
PLAYER	SOLO	ASST	TK
Zach Cunningham	95	42	137
Benardrick McKinney	54	47	101
Justin Reid	57	21	78
D.J. Reader	28	24	52
Tashaun Gipson Sr.	37	14	51
Johnathan Joseph	43	8	51
Whitney Mercilus	33	15	48
Brennan Scarlett	30	18	48
Jahleel Addae	33	9	42
Bradley Roby	35	3	38
Lonnie Johnson Jr.	31	7	38
Gareon Conley	20	7	27
Brandon Dunn	11	14	25
J.J. Watt	15	9	24
Carlos Watkins	10	13	23

Vernon Hargreaves III	16	5	21
Angelo Blackson	11	9	20
Charles Omenihu	8	5	13
Tyrell Adams	7	6	13
Phillip Gaines	10	1	11

FUMBLES		
PLAYER	FF	FR
Benardrick McKinney	2	1
J.J. Watt	2	1
Zach Cunningham	2	0
Whitney Mercilus	1	4
Carlos Watkins	1	0
Dylan Cole	1	0
Justin Reid	1	0
Brennan Scarlett	0	2
Charles Omenihu	0	2
Briean Boddy-Calhoun	0	1
Bradley Roby	0	1
Tyrell Adams	0	1
Jacob Martin	0	1

QUARTERBACK HITS	
PLAYER	QBH
J.J. Watt	21
Whitney Mercilus	16
D.J. Reader	13
Jacob Martin	7
Brennan Scarlett	6
Charles Omenihu	5
Brandon Dunn	4
Benardrick McKinney	4
Zach Cunningham	3
Tashaun Gipson Sr.	3
Carlos Watkins	2
Barkevious Mingo	2
Justin Reid	1
Bradley Roby	1
Angelo Blackson	1
Keion Crossen	1
Joel Heath	1

PLAYER	PD
Johnathan Joseph	13
Gareon Conley	11
Bradley Roby	8
Tashaun Gipson Sr.	8
Lonnie Johnson Jr.	7
Justin Reid	5
Jahleel Addae	3
Benardrick McKinney	3
J.J. Watt	3
Charles Omenihu	2
Zach Cunningham	2
Whitney Mercilus	2
Phillip Gaines	2
Vernon Hargreaves III	2
Dylan Cole	1
Brennan Scarlett	1
Carlos Watkins	1
Keion Crossen	1

TACKLES FOR LOSS	
PLAYER	TFL
Whitney Mercilus	9
Zach Cunningham	7
D.J. Reader	6
Benardrick McKinney	4
J.J. Watt	4
Brennan Scarlett	3
Jacob Martin	3
Charles Omenihu	2
Bradley Roby	2
Angelo Blackson	2
Tashaun Gipson Sr.	2
Justin Reid	1
Brandon Dunn	1
A.J. Moore Jr.	1
Carlos Watkins	1
Phillip Gaines	1
Vernon Hargreaves III	1
Briean Boddy-Calhoun	1

PASSES DEFENSED

2019 REGULAR SEASON - SPECIAL TEAMS

SPECIAL TEAMS TACKLES	
PLAYER	TK
Dylan Cole	7
A.J. Moore Jr.	7
Barkevious Mingo	5

Zach Cunningham	4
Taiwan Jones	4
Keion Crossen	4
Cullen Gillaspia	3
Peter Kalambayi	3
Lonnie Johnson Jr.	3
Jahleel Addae	2
Buddy Howell	2
Phillip Gaines	2
Xavier Crawford	1

2019 STATISTICAL LEADERS

Brennan Scarlett 1

KICKOFF RETURNS

PLAYER	YARDS (AVG)
DeAndre Carter	308 (22.0)

PUNT RETURNS

PLAYER	YARDS (AVG)
DeAndre Carter	214 (9.7)

FIELD GOALS

PLAYER	MADE/ATT
Ka'imi Fairbairn	20/25 (80.0%)

PUNTS

PLAYER	YARDS (AVG/NET AVG)
Bryan Anger	2,094 (46.5/44.5)
Trevor Daniel	479 (43.5/40.9)
Ka'imi Fairbairn	26 (26.0/26.0)

2019 POSTSEASON STATISTICS (1-1)

WON 1, LOST 1				BILL O'BRIEN (2 GAMES)	
01/04	W	22-19 (OT)	AFC Wild Card Playoff Game Buffalo	71,699	
01/12	L	31-51	AFC Divisional Playoff Game at Kansas City	73,503	

2019 TEAM STATISTICS			HOU	OPP.
FIRST DOWNS			42	53
		Rushing	9	19
		Passing	31	30
		Penalty	2	4
		Third Down-Made/Att	11/28	13/29
		Third Down Efficiency	39.3%	44.8%
		Fourth Down-Made/Att	1/6	0/1
TOTAL NET YARDS			802	859
		Avg. Per Game	401.0	429.5
		Total Plays	143	138
		Avg. Per Play	5.6	6.2
NET YARDS RUSHING			235	290
		Avg. Per Game	117.5	145.0
		Total Rushes	54	51
		Avg. Per Rush	4.4	5.7
NET YARDS PASSING			567	569
		Avg. Per Game	283.5	284.5
		Sacked/Yards Lost	12/68	4/32
		Gross Yards	635	601
		Attempts/Completions	77/51	83/48
		Pct. of Completion	66.2%	57.8%
		Had Intercepted	0	0
PUNTS/AVERAGE			8/44.1	7/43.1
		Net Punting Average	43.0	32.5
PUNT RETURN/AVG.			2/11.0	3/3.0
KICKOFF RETURN/AVG.			5/13.2	6/23.7
INTERCEPTION RETURN/AVG.			0/0.0	0/0.0
PENALTIES/YARDS			11/107	11/101
FUMBLES/BALL LOST			4/2	4/2
TOUCHDOWNS			6	8
		Rushing	2	2
		Passing	3	6
		Returns	1	0
EXTRA POINTS/ATTEMPTS			4/4	7/8
TWO POINT CONVERSION/ATT.			2/2	0/0
FIELD GOALS/ATTEMPTS			3/4	5/5
AVG. TIME OF POSSESSION			35:30	30:20

SCORE BY PERIODS			Q1	Q2	Q3	Q4	OT	PTS
Texans			21	3	15	11	3	53
OPPONENTS			7	34	16	13	0	70

SCORING		TD	RU	PA	RT	K-PAT	FG	2PT	S	PTS
D. Watson		2	2	0	0	0/0	0/0	1	0	14
K. Fairbairn		0	0	0	0	4/4	3/4	0	0	13
D. Fells		1	0	1	0	0/0	0/0	0	0	6
C. Hyde		1	0	1	0	0/0	0/0	0	0	6
L. Johnson Jr.		1	0	0	1	0/0	0/0	0	0	6
K. Stills		1	0	1	0	0/0	0/0	0	0	6
D. Hopkins		0	0	0	0	0/0	0/0	1	0	2
TEXANS		6	2	3	1	4/4	3/4	2	0	53
OPPONENTS		8	2	6	0	7/8	5/5	0	0	70

SACKS: J. Watt 1.0, W. Mercilus 1.0, G. Conley 1.0, J. Martin 1.0, **TM** 4.0, **OPP** 12.0 **FUM/LOST:** D. Hopkins 2/1, D. Carter 1/1, D. Watson 1/0, **TM** 4/2, **OPP** 4/2

PASSING		ATT	CMP	YDS	CMP%	YDS/ATT	TD	TD%	INT	INT%	LONG	SACK/	LOST	RATING
D. Watson		77	51	635	66.2	8.2	3	3.9	0	0.0	54t	11/	54	104.6
K. Stills		0	0	0	---	---	0	---	0	---	---	1/	14	---
TEXANS		77	51	635	66.2	8.2	3	3.9	0	0.0	54t	12/	68	104.6
OPPONENTS		83	48	601	57.8	7.2	6	7.2	0	0.0	48	4/	32	104.5

RUSHING		NO.	YDS	AVG	LONG	TD
D. Watson		20	92	4.6	20t	2
C. Hyde		29	92	3.2	8	0
D. Johnson		4	49	12.3	19	0
J. Reid		1	2	2.0	2	0
TEXANS		54	235	4.4	20t	2
OPPONENTS		51	290	5.7	42	2

RECEIVING		TAR	NO.	YDS	AVG	LONG	TD
D. Hopkins		22	15	208	13.9	41	0
K. Stills		11	7	126	18.0	54t	1
W. Fuller V		8	5	89	17.8	39	0
D. Fells		12	7	59	8.4	14	1
D. Johnson		11	8	53	6.6	18	0
T. Jones		2	2	48	24.0	34	0
C. Hyde		5	4	23	5.8	10	1
D. Carter		3	2	22	11.0	17	0
J. Thomas		1	1	7	7.0	7	0
TEXANS		75	51	635	12.5	54t	3
OPPONENTS		74	48	601	12.5	48	6

INTERCEPTIONS		NO.	YDS	AVG	LONG	TD
TEXANS		0	0	0.0	0	0
OPPONENTS		0	0	0.0	0	0

FUMBLES		FUM	LST	FF	REC	TD
D. Carter		1	1	0	0	0
D. Hopkins		2	1	0	0	0
D. Watson		1	0	0	1	0
TEXANS		4	2	0	1	0
OPPONENTS		4	2	0	0	0

PUNTING		NO.	YDS	AVG	NET	TB	IN	LG	B
B. Anger		8	353	44.1	43.0	0	5	56	0
TEXANS		8	353	44.1	43.0	0	5	56	0
OPPONENTS		7	302	43.1	32.5	1	3	56	1

PUNT RETURNS		RET	FC	YDS	AVG	LONG	TD
D. Carter		2	2	22	11.0	11	0
TEXANS		2	2	22	11.0	11	0
OPPONENTS		3	4	9	3.0	8	0

KICKOFF RETURNS		NO.	YDS	AVG	LONG	TD
D. Carter		3	60	20.0	26	0
C. Gillaspia		2	6	3.0	4	0
TEXANS		5	66	13.2	26	0
OPPONENTS		6	142	23.7	58	0

FIELD GOALS		1-19	20-29	30-39	40-49	50+
K. Fairbairn		0/0	1/1	1/1	1/1	0/1
TEXANS		0/0	1/1	1/1	1/1	0/1
OPPONENTS		0/0	1/1	1/1	3/3	0/0

K. Fairbairn: (41G, 28G) (31G, 51WR)

OPP: (40G, 40G, 38G, 47G) (24G)

2-Pt Conv: D. Hopkins 1, D. Watson 1 **TM** 2-2 **OPP** 0-0

2019 POSTSEASON DEFENSIVE STATISTICS

2019 POSTSEASON HOUSTON TEXANS DEFENSIVE STATS
(THROUGH WEEK 2)

PLAYER	SOLO	ASST.	TOTAL	TFL	SACKS/YDS.	QBH	FR	FF	INT./YDS.	PD
Z. Cunningham	10	6	16	2	0.0/0.0	1	0	0	0/0	2
B. McKinney	8	6	14	0	0.0/0.0	1	0	0	0/0	0
B. Roby	11	0	11	0	0.0/0.0	0	0	0	0/0	2
G. Conley	10	1	11	1	1.0/5.0	0	0	0	0/0	3
J. Reid	7	3	10	1	0.0/0.0	0	0	0	0/0	1
V. Hargreaves III	9	0	9	0	0.0/0.0	1	0	0	0/0	1
D. Reader	4	3	7	0	0.0/0.0	0	0	0	0/0	0
M. Adams	6	0	6	1	0.0/0.0	0	0	1	0/0	0
W. Mercilus	3	2	5	0	1.0/0.0	4	0	1	0/0	0
A. Blackson	3	1	4	0	0.0/0.0	0	0	0	0/0	0
L. Johnson Jr.	3	0	3	0	0.0/0.0	0	0	0	0/0	0
B. Scarlett	2	1	3	0	0.0/0.0	1	0	0	0/0	0
J. Martin	2	0	2	2	1.0/19.0	2	1	0	0/0	0
J. Addae	1	1	2	0	0.0/0.0	0	0	0	0/0	0
B. Dunn	1	1	2	0	0.0/0.0	0	0	0	0/0	0
J. Watt	1	1	2	1	1.0/8.0	2	0	0	0/0	1
C. Omenihu	0	1	1	0	0.0/0.0	1	0	0	0/0	0
A. Moore Jr.	0	0	0	0	0.0/0.0	1	0	0	0/0	0
TEXANS TOTALS	81	27	108	8	4.0/32.0	14	1	2	0/0	10
OPP. TOTALS	89	44	133	13	12.0/68.0	20	1	1	0/0	7

Tkl=Tackle, Ast=Assist, Total=Combined, TFL=Tackle for a Loss, QBH=Quarterback Hits, Int=Interception, PD=Pass Defense, FF=Forced Fumble, FR=Fumble Recovery

2019 TEXANS SPECIAL TEAMS

PLAYER	TKL.	AST.	COMB.	FF	FR	BL
Crossen, Keion	2	0	2	0	1	0
Jones, Taiwan	2	0	2	0	0	0
Howell, Buddy	1	0	1	0	0	0
Johnson Jr., Lonnie	1	0	1	0	0	0
Kalambayi, Peter	1	0	1	0	0	0
Scarlett, Brennan	1	0	1	0	0	0
Gillaspia, Cullen	0	1	1	0	0	0
Moore Jr., A.J.	0	1	1	0	0	0
TOTALS	8	2	10	0	1	0

DEFENSIVE STATS BY RANK

SACKS		INTERCEPTIONS		TACKLES FOR LOSS		PASSES DEFENSED		QUARTERBACK HITS	
PLAYER	NO.	PLAYER	NO.	PLAYER	NO.	PLAYER	NO.	PLAYER	NO.
G. Conley	1.0			Z. Cunningham	2	G. Conley	3	W. Mercilus	4
J. Martin	1.0			J. Martin	2	Z. Cunningham	2	J. Martin	2
W. Mercilus	1.0			M. Adams	1	B. Roby	2	J. Watt	2
J. Watt	1.0			G. Conley	1	V. Hargreaves III	1	Z. Cunningham	1
				J. Reid	1	J. Reid	1	V. Hargreaves III	1
				J. Watt	1	J. Watt	1	B. McKinney	1
								A. Moore Jr.	1
								C. Omenihu	1
								B. Scarlett	1

2019 POSTSEASON STATISTICAL LEADERS

2019 POSTSEASON - OFFENSIVE

PASSING			RECEIVING			POINTS	
PLAYER	YARDS		PLAYER	YARDS		PLAYER	POINTS
Deshaun Watson	635		DeAndre Hopkins	208		Deshaun Watson	34
Carlos Hyde	92		Kenny Stills	126		Ka'imi Fairbairn	13
Deshaun Watson	92		Will Fuller V	89		DeAndre Hopkins	2
Duke Johnson	49		Darren Fells	59			
			Duke Johnson	53			
			Taiwan Jones	48			

2019 POSTSEASON - DEFENSIVE

SACKS				Lonnie Johnson Jr.	3	0	3	Benardrick McKinney	1
PLAYER	SACKS	YARDS		Brennan Scarlett	2	1	3	Vernon Hargreaves III	1
J.J. Watt	1.0	8.0		J.J. Watt	1	1	2	A.J. Moore Jr.	1
Whitney Mercilus	1.0	0.0		Brandon Dunn	1	1	2	Brennan Scarlett	1
Gareon Conley	1.0	5.0		Jahleel Addae	1	1	2	PASSES DEFENSED	
Jacob Martin	1.0	19.0		Jacob Martin	2	0	2	PLAYER	PD
INTERCEPTIONS				Charles Omenihu	0	1	1	Gareon Conley	3
-- no players --				FUMBLES				Zach Cunningham	2
DEFENSIVE TACKLES				PLAYER	FF	FR		Bradley Roby	2
PLAYER	SOLO	ASST	TK	Jacob Martin	1	0		J.J. Watt	1
Zach Cunningham	10	6	16	Mike Adams	0	1		Vernon Hargreaves III	1
Benardrick McKinney	8	6	14	Whitney Mercilus	0	1		Justin Reid	1
Bradley Roby	11	0	11	QUARTERBACK HITS				TACKLES FOR LOSS	
Gareon Conley	10	1	11	PLAYER	QBH			PLAYER	TFL
Justin Reid	7	3	10	Whitney Mercilus	4			Zach Cunningham	2
Vernon Hargreaves III	9	0	9	J.J. Watt	2			Jacob Martin	2
D.J. Reader	4	3	7	Jacob Martin	2			J.J. Watt	1
Mike Adams	6	0	6	Charles Omenihu	1			Mike Adams	1
Whitney Mercilus	3	2	5	Zach Cunningham	1			Gareon Conley	1
Angelo Blackson	3	1	4					Justin Reid	1

2019 POSTSEASON - SPECIAL TEAMS

SPECIAL TEAMS TACKLES		KICKOFF RETURNS		FIELD GOALS	
PLAYER	TK	PLAYER	YARDS (AVG)	PLAYER	MADE/ATT
Taiwan Jones	2	DeAndre Carter	60 (20.0)	Ka'imi Fairbairn	3/4 (75.0%)
Keion Crossen	2	Cullen Gillaspia	6 (3.0)		
Lonnie Johnson Jr.	1	PUNT RETURNS		PUNTS	
Peter Kalambayi	1	PLAYER	YARDS (AVG)	PLAYER	YARDS (AVG/NET AVG)
Brennan Scarlett	1			Bryan Anger	353 (44.1/43.0)

2019 PLAYER PARTICIPATION

2019 REGULAR SEASON HOUSTON TEXANS PLAYER PARTICIPATION																					
	@ NO	JAX	@ LAC	CAR	ATL	@ KC	@ IND	OAK	@ JAX	@ BAL	IND	NE	DEN	@ TEN	@ TB	TEN					
PLAYERS	9/9	9/15	9/22	9/29	10/6	10/13	10/20	10/27	11/3	11/17	11/21	12/1	12/8	12/15	12/21	12/29	GP	GS	DNP	IN	
Adams, Mike	NOT	NOT	NOT	NOT	GP	DNP	IA	GP	GP	DNP	IA	GP	IA	IA	GP	GP	6	0	2	4	
Adams, Tyrell	PS	PS	PS	IA	IA	IA	IA	IA	IA	IA	IA	GP	GP	GP	ILB	ILB	5	2	0	8	
Addae, Jahleel	GP	GP	GP	GP	GP	GP	GP	S	S	GP	S	GP	GP	GP	GP	GP	16	3	0	0	
Akins, Jordan	GP	GP	GP	TE	GP	TE	TE	TE	GP	TE	TE	GP	TE	TE	GP	TE	16	9	0	0	
Anger, Bryan	NOT	NOT	GP	GP	GP	GP	GP	GP	GP	GP	GP	GP	GP	GP	GP	GP	14	0	0	0	
Armstrong, Cornell	IA	PS	PS	PS	PS	PS	PS	GP	GP	GP	GP	IA	IA	IA	IA	GP	5	0	0	5	
Blackson, Angelo	DE	DE	DE	DE	DE	DE	DE	DE	DE	DE	DE	IA	DE	DE	DE	DE	15	15	0	1	
Carter, DeAndre	WR	GP	GP	GP	GP	GP	GP	GP	WR	GP	GP	GP	GP	GP	GP	WR	16	3	0	0	
Clark, Chris	NOT	NOT	NOT	NOT	NOT	NOT	GP	RT	LT	IA	IA	RT	RT	RT	RT	LT	8	7	0	2	
Conley, Gareon	^	^	^	^	^	^	^	CB	CB	CB	CB	IA	GP	GP	CB	CB	8	6	0	1	
Coutee, Keke	IA	WR	WR	GP	WR	GP	GP	DNP	DNP	GP	IA	IA	WR	IA	IA	GP	9	4	2	5	
Crossen, Keion	GP	GP	GP	GP	GP	GP	GP	GP	GP	GP	GP	GP	GP	GP	GP	GP	16	0	0	0	
Cunningham, Zach	ILB	ILB	ILB	ILB	ILB	ILB	ILB	ILB	ILB	ILB	ILB	ILB	ILB	ILB	ILB	ILB	16	16	0	0	
Dunn, Brandon	GP	GP	GP	GP	GP	GP	GP	GP	DE	DE	GP	DE	DE	DE	GP	DE	16	6	0	0	
Fairbairn, Ka'imi	GP	GP	GP	GP	GP	GP	GP	GP	GP	GP	GP	GP	GP	GP	GP	GP	16	0	0	0	
Fells, Darren	TE	TE	TE	TE	TE	TE	TE	TE	TE	TE	TE	TE	GP	TE	TE	GP	16	14	0	0	
Fuller V, Will	WR	WR	WR	WR	WR	WR	WR	IA	IA	IA	WR	WR	IA	WR	WR	IA	11	11	0	5	
Fulton, Zach	RG	RG	RG	DNP	RG	RG	RG	RG	RG	RG	RG	RG	RG	RG	RG	RG	15	15	1	0	
Gillaspia, Cullen	GP	GP	GP	GP	GP	GP	GP	GP	GP	GP	GP	GP	GP	GP	GP	GP	16	0	0	0	
Gipson Sr., Tashaun	S	S	S	S	S	S	S	IA	IA	S	S	S	S	S	S	S	14	14	0	2	
Hargreaves III, Vernon	^	^	^	^	^	^	^	^	^	IA	CB	GP	GP	GP	CB	GP	6	2	0	1	
Hopkins, DeAndre	WR	WR	WR	WR	WR	WR	WR	WR	WR	WR	WR	WR	WR	WR	WR	DNP	15	15	1	0	
Howell, Buddy	GP	GP	GP	GP	GP	GP	GP	GP	GP	GP	GP	GP	GP	GP	GP	GP	16	0	0	0	
Hyde, Carlos	RB	RB	RB	RB	RB	RB	GP	RB	RB	RB	RB	RB	GP	RB	RB	RB	16	14	0	0	
Johnson, Duke	GP	GP	GP	GP	GP	GP	RB	GP	GP	GP	GP	GP	RB	GP	GP	GP	16	2	0	0	
Johnson Jr., Lonnie	GP	CB	CB	GP	CB	CB	CB	CB	IA	CB	IA	GP	GP	GP	GP	GP	14	7	0	2	
Johnson, Roderick	GP	RT	GP	GP	GP	GP	RT	GP	GP	GP	GP	GP	GP	GP	GP	RT	16	3	0	0	
Jones, Taiwan	GP	IA	IA	GP	GP	IA	GP	GP	GP	GP	GP	GP	IA	IA	GP	GP	11	0	0	5	
Joseph, Johnathan	CB	CB	CB	CB	CB	IA	GP	IA	CB	GP	CB	CB	CB	CB	GP	CB	14	11	0	2	
Kalambayi, Peter	GP	GP	GP	GP	GP	GP	GP	GP	GP	GP	GP	GP	GP	GP	GP	GP	16	0	0	0	
Mancz, Greg	IA	IA	GP	RG	IA	IA	IA	IA	IA	GP	GP	GP	GP	GP	GP	GP	9	1	0	7	
Martin, Jacob	GP	GP	GP	GP	GP	GP	GP	GP	GP	GP	GP	GP	GP	GP	IA	IA	14	0	0	2	
Martin, Nick	C	C	C	C	C	C	C	C	C	C	C	C	C	C	C	C	16	16	0	0	
McCarron, AJ	DNP	DNP	DNP	DNP	DNP	DNP	DNP	DNP	DNP	GP	DNP	DNP	DNP	DNP	DNP	QB	2	1	14	0	
McKinney, Benardrick	ILB	ILB	ILB	ILB	ILB	ILB	ILB	ILB	ILB	ILB	ILB	ILB	ILB	ILB	IA	IA	14	14	0	2	
Mercilus, Whitney	OLB	OLB	OLB	OLB	OLB	OLB	OLB	OLB	OLB	OLB	OLB	OLB	OLB	OLB	OLB	OLB	16	16	0	0	
Mingo, Barkevious	GP	GP	GP	GP	GP	GP	GP	GP	GP	GP	GP	OLB	GP	GP	GP	GP	16	1	0	0	
Mitchell Jr., Steven	PS	PS	PS	PS	PS	PS	PS	GP	GP	IA	NOT	IA	IA	IA	IA	WR	3	1	0	5	
Moore Jr., A.J.	GP	GP	GP	GP	GP	GP	GP	GP	GP	GP	GP	GP	GP	GP	GP	GP	16	0	0	0	
Nkansah, Elijah	^	^	^	^	PS	PS	PS	PS	PS	PS	PS	PS	PS	PS	PS	DNP	0	0	1	0	
Omenihu, Charles	IA	GP	GP	IA	GP	GP	GP	GP	GP	GP	GP	GP	GP	GP	GP	GP	14	0	0	2	
Reader, D.J.	NT	NT	NT	NT	NT	NT	NT	NT	NT	NT	NT	NT	NT	NT	NT	IA	15	15	0	1	
Reid, Justin	S	S	S	S	S	S	S	S	S	S	IA	S	S	S	S	S	15	15	0	1	
Roby, Bradley	CB	CB	CB	CB	CB	CB	IA	IA	IA	IA	IA	CB	CB	CB	CB	IA	10	10	0	6	
Scarlett, Brennan	GP	GP	GP	OLB	GP	GP	OLB	OLB	OLB	OLB	OLB	IA	OLB	OLB	OLB	OLB	15	10	0	1	
Scharping, Max	GP	GP	LG	LG	LG	LG	LG	LG	LG	LG	LG	LG	LG	LG	LG	LG	16	14	0	0	
Stills, Kenny	GP	GP	GP	GP	IA	IA	GP	WR	WR	WR	GP	GP	WR	GP	WR	IA	13	5	0	3	
Thomas, Jordan	IR	IR	IR	IR	IR	IR	IR	IR	IR	IR	GP	TE	GP	GP	IA	TE	5	2	0	1	
Tunsil, Laremy	LT	LT	LT	LT	LT	LT	LT	LT	IA	LT	LT	LT	LT	LT	LT	IA	14	14	0	2	
Vanderdoes, Eddie	^	^	^	^	^	^	^	^	PS	PS	PS	GP	IA	IA	GP	GP	3	0	0	2	
Watkins, Carlos	GP	IA	IA	GP	IA	GP	IA	GP	GP	GP	GP	IA	IA	GP	GP	DE	10	1	0	6	
Watson, Deshaun	QB	QB	QB	QB	QB	QB	QB	QB	QB	QB	QB	QB	QB	QB	QB	DNP	15	15	1	0	
Weeks, Jon	GP	GP	GP	GP	GP	GP	GP	GP	GP	GP	GP	GP	GP	GP	GP	GP	16	0	0	0	

PRACTICE SQUAD

Adams, Jerrell	GP	IA	IA	IA	PS	NOT	NOT	PS	PS	PS	PS	PS	PS	PS	PS	PS	1	0	0	3
Chesley, Anthony	^	^	^	^	^	^	^	^	PS	PS	PS	PS	PS	PS	PS	PS	0	0	0	0
Hall, Nate	^	^	^	^	^	^	^	^	^	^	^	^	PS	PS	PS	PS	0	0	0	0
Hansen, Chad	NOT	NOT	NOT	PS	PS	PS	PS	PS	PS	PS	PS	PS	PS	PS	PS	PS	0	0	0	0
Higdon Jr., Karan	PS	PS	PS	PS	PS	PS	PS	PS	PS	PS	PS	PS	PS	PS	PS	PS	0	0	0	0
Leonard, Rick	PS	PS	PS	PS	PS	PS	PS	PS	PS	PS	PS	PS	PS	PS	PS	PS	0	0	0	0
Luani, Shalom	^	^	^	^	^	^	^	^	^	^	^	^	PS	PS	PS	PS	0	0	0	0
McGough, Alex	PS	IA	IA	IA	IA	IA	PS	PS	PS	PS	PS	PS	PS	PS	PS	PS	0	0	0	5
Murphy, Kyle	^	^	^	^	^	^	PS	PS	PS	PS	PS	PS	PS	PS	PS	PS	0	0	0	0
Owens, Jonathan	NOT	NOT	NOT	NOT	PS	PS	PS	PS	PS	PS	GP	PS	PS	PS	PS	PS	1	0	0	0

ALL OTHERS

Cole, Dylan	GP	GP	GP	GP	GP	GP	GP	GP	GP	GP	GP	IR	IR	IR	IR	IR	11	0	0	0
Ejiofor, Duke	IR	IR	IR	IR	IR	IR	IR	IR	IR	IR	IR	IR	IR	IR	IR	IR	0	0	0	0
Gaines, Phillip	NOT	GP	GP	GP	GP	CB	CB	IR	IR	IR	IR	IR	IR	IR	IR	IR	6	2	0	0
Howard, Tytus	IA	LG	RT	RT	RT	RT	IA	IA	RT	RT	RT	IR	IR	IR	IR	IR	8	8	0	3
Kelemete, Senio	LG	IA	IA	IR	IR	IR	IR	IR	IR	IR	IR	IR	IR	IR	IR	IR	1	1	0	2
Landrum, Chris	Active	IR	IR	IR	IR	IR	IR	IR	IR	IR	IR	IR	IR	IR	IR	IR	0	0	0	0
Miller, Lamar	Active	IR	IR	IR	IR	IR	IR	IR	IR	IR	IR	IR	IR	IR	IR	IR	0	0	0	0
Savage-Lewis, Ira	IR	IR	IR	IR	IR	IR	IR	IR	IR	IR	IR	IR	IR	IR	IR	IR	0	0	0	0
Steinmetz, David	IR	IR	IR	IR	IR	IR	IR	IR	IR	IR	IR	IR	IR	IR	IR	IR	0	0	0	0
Warring, Kahale	IR	IR	IR	IR	IR	IR	IR	IR	IR	IR	IR	IR	IR	IR	IR	IR	0	0	0	0
Watt, J.J.	DE	DE	DE	DE	DE	DE	DE	DE	IR	IR	IR	IR	IR	IR	IR	IR	8	8	0	0
Webb III, Joe	Active	IR	IR	IR	IR	IR	IR	IR	IR	IR	IR	IR	IR	IR	IR	IR	0	0	0	0
Whitney, Isaac	IR	IR	IR	IR	IR	IR	IR	IR	IR	IR	IR	IR	IR	IR	IR	IR	0	0	0	0

PARTICIPATION KEY:

CAPS=Starter, GP=Games Played, IA=Inactive, DNP=Did Not Play, PS=Practice Squad, IR=Reserve/Injured, NOT=Not on Roster, ^=With Other Team

2019 PLAYER PARTICIPATION

2019 POSTSEASON HOUSTON TEXANS PLAYER PARTICIPATION

PLAYERS	BUF	@ KC	GP	GS	DNP	IN
	1/4	1/12				
Adams, Mike	GP	GP	2	0	0	0
Adams, Tyrell	GP	GP	2	0	0	0
Addae, Jahleel	S	IA	1	1	0	1
Akins, Jordan	IA	IA	0	0	0	2
Anger, Bryan	GP	GP	2	0	0	0
Armstrong, Cornell	IA	IA	0	0	0	2
Blackson, Angelo	DE	DE	2	2	0	0
Carter, DeAndre	WR	GP	2	1	0	0
Clark, Chris	RT	RT	2	2	0	0
Conley, Gareon	CB	CB	2	2	0	0
Coutee, Keke	DNP	DNP	0	0	2	0
Crossen, Keion	GP	GP	2	0	0	0
Cunningham, Zach	ILB	ILB	2	2	0	0
Dunn, Brandon	GP	GP	2	0	0	0
Fairbairn, Ka'imi	GP	GP	2	0	0	0
Fells, Darren	TE	TE	2	2	0	0
Fuller V, Will	IA	WR	1	1	0	1
Fulton, Zach	RG	RG	2	2	0	0
Gillaspia, Cullen	GP	GP	2	0	0	0
Hargreaves III, Vernon	CB	CB	2	2	0	0
Hopkins, DeAndre	WR	WR	2	2	0	0
Howell, Buddy	GP	GP	2	0	0	0
Hyde, Carlos	RB	GP	2	1	0	0
Johnson, Duke	GP	RB	2	1	0	0
Johnson Jr., Lonnie	GP	CB	2	1	0	0
Johnson, Roderick	GP	GP	2	0	0	0
Jones, Taiwan	GP	GP	2	0	0	0
Joseph, Johnathan	IA	GP	1	0	0	1
Kalambayi, Peter	GP	GP	2	0	0	0
Mancz, Greg	GP	GP	2	0	0	0
Martin, Jacob	GP	GP	2	0	0	0
Martin, Nick	C	C	2	2	0	0
McCarron, AJ	DNP	DNP	0	0	2	0
McKinney, Benardrick	ILB	ILB	2	2	0	0
Mercilus, Whitney	OLB	OLB	2	2	0	0
Mingo, Barkevious	GP	GP	2	0	0	0
Mitchell Jr., Steven	IA	IA	0	0	0	2
Moore Jr., A.J.	GP	GP	2	0	0	0
Nkansah, Elijah	IA	IA	0	0	0	2
Omenihu, Charles	GP	GP	2	0	0	0
Reader, D.J.	NT	NT	2	2	0	0
Reid, Justin	S	S	2	2	0	0
Roby, Bradley	CB	CB	2	2	0	0
Scarlett, Brennan	OLB	OLB	2	2	0	0
Scharping, Max	LG	LG	2	2	0	0
Stills, Kenny	WR	WR	2	2	0	0
Thomas, Jordan	GP	GP	2	0	0	0
Tunsil, Laremy	LT	LT	2	2	0	0
Vanderdoes, Eddie	IA	IA	0	0	0	2
Watkins, Carlos	GP	IA	1	0	0	1
Watson, Deshaun	QB	QB	2	2	0	0
Watt, J.J.	GP	GP	2	0	0	0
Weeks, Jon	GP	GP	2	0	0	0

PRACTICE SQUAD

Bellamy, Davin	^	PS	0	0	0	0
Chesley, Anthony	PS	PS	0	0	0	0
Hall, Nate	PS	PS	0	0	0	0
Hansen, Chad	PS	PS	0	0	0	0
Higdon Jr., Karan	PS	PS	0	0	0	0
Leonard, Rick	PS	PS	0	0	0	0
Luani, Shalom	PS	PS	0	0	0	0
McGough, Alex	PS	PS	0	0	0	0
Murphy, Kyle	PS	PS	0	0	0	0
Owens, Jonathan	PS	PS	0	0	0	0

ALL OTHERS

Cole, Dylan	IR	IR	0	0	0	0
Ejiofor, Duke	IR	IR	0	0	0	0
Gaines, Phillip	IR	IR	0	0	0	0
Gipson Sr., Tashaun	IR	IR	0	0	0	0
Howard, Tytus	IR	IR	0	0	0	0
Kelemete, Senio	IR	IR	0	0	0	0
Landrum, Chris	IR	IR	0	0	0	0
Miller, Lamar	IR	IR	0	0	0	0
Savage-Lewis, Ira	IR	IR	0	0	0	0
Steinmetz, David	IR	IR	0	0	0	0
Warring, Kahale	IR	IR	0	0	0	0
Webb III, Joe	IR	IR	0	0	0	0
Whitney, Isaac	IR	IR	0	0	0	0

PARTICIPATION KEY:

CAPS=Starter, GP=Games Played, IA=Inactive, DNP=Did Not Play, IR=Reserve/Injured, NOT=Not on Roster, PS=Practice Squad, ^=With Other Team

2019 STARTERS

OFFENSE

	WR	LT	LG	C	RG	RT	TE	WR	WR	QB	RB
9/9 at NO	D.Hopkins	L.Tunsil	S.Kelemete	N.Martin	Z.Fulton	S.Henderson	D.Fells	D.Carter	W.Fuller	D.Watson	C.Hyde
9/15 vs. JAX	D.Hopkins	L.Tunsil	<u>T.Howard</u>	N.Martin	Z.Fulton	R. Johnson	D.Fells	K.Coutee	W.Fuller	D.Watson	C.Hyde
9/22 at LAC	D.Hopkins	L.Tunsil	<u>M.Scharping</u>	N.Martin	Z.Fulton	<u>T.Howard</u>	D.Fells	K.Coutee	W.Fuller	D.Watson	C.Hyde
9/29 vs. CAR	D.Hopkins	L.Tunsil	<u>M.Scharping</u>	N.Martin	G.Mancz	<u>T.Howard</u>	D.Fells	J.Akins (TE)	W.Fuller	D.Watson	C.Hyde
10/6 vs. ATL	D.Hopkins	L.Tunsil	<u>M.Scharping</u>	N.Martin	Z.Fulton	<u>T.Howard</u>	D.Fells	K.Coutee	W.Fuller	D.Watson	C.Hyde
10/13 at KC	D.Hopkins	L.Tunsil	<u>M.Scharping</u>	N.Martin	Z.Fulton	<u>T.Howard</u>	D.Fells	J.Akins (TE)	W.Fuller	D.Watson	C.Hyde
10/20 at IND	D.Hopkins	L.Tunsil	<u>M.Scharping</u>	N.Martin	Z.Fulton	R. Johnson	D.Fells	J.Akins (TE)	W.Fuller	D.Watson	D.Johnson
10/27 vs. OAK	D.Hopkins	L.Tunsil	<u>M.Scharping</u>	N.Martin	Z.Fulton	C.Clark	D.Fells	J.Akins (TE)	K.Stills	D.Watson	C.Hyde
11/3 at JAX	D.Hopkins	C.Clark	<u>M.Scharping</u>	N.Martin	Z.Fulton	<u>T.Howard</u>	D.Fells	D.Carter	K.Stills	D.Watson	C.Hyde
11/17 at BAL	D.Hopkins	L.Tunsil	<u>M.Scharping</u>	N.Martin	Z.Fulton	<u>T.Howard</u>	D.Fells	J.Akins (TE)	K.Stills	D.Watson	C.Hyde
11/21 vs. IND	D.Hopkins	L.Tunsil	<u>M.Scharping</u>	N.Martin	Z.Fulton	<u>T.Howard</u>	D.Fells	J.Akins (TE)	W.Fuller	D.Watson	C.Hyde
12/1 vs. NE	D.Hopkins	L.Tunsil	<u>M.Scharping</u>	N.Martin	Z.Fulton	C.Clark	D.Fells	J.Thomas (TE)	W.Fuller	D.Watson	C.Hyde
12/8 vs. DEN	D.Hopkins	L.Tunsil	<u>M.Scharping</u>	N.Martin	Z.Fulton	C.Clark	J.Akins	K.Coutee	K.Stills	D.Watson	D.Johnson
12/15 at TEN	D.Hopkins	L.Tunsil	<u>M.Scharping</u>	N.Martin	Z.Fulton	C.Clark	D.Fells	J.Akins (TE)	W.Fuller	D.Watson	C.Hyde
12/21 at TB	D.Hopkins	L.Tunsil	<u>M.Scharping</u>	N.Martin	Z.Fulton	C.Clark	D.Fells	K.Stills	W.Fuller	D.Watson	C.Hyde
12/29 vs. TEN	S.Mitchell	C.Clark	<u>M.Scharping</u>	N.Martin	Z.Fulton	R. Johnson	J.Akins	J.Thomas (TE)	D.Carter	A.McCarron	C.Hyde
1/4 vs. BUF	D.Hopkins	L.Tunsil	<u>M.Scharping</u>	N.Martin	Z.Fulton	C.Clark	D.Fells	K.Stills	D.Carter	D.Watson	C.Hyde
1/12 at KC	D.Hopkins	L.Tunsil	<u>M.Scharping</u>	N.Martin	Z.Fulton	C.Clark	D.Fells	K.Stills	W.Fuller	D.Watson	D.Johnson

DEFENSE

	DE	NT	DE	OLB	ILB	ILB	OLB	CB	CB	S	S
9/9 at NO	J.Watt	D.Reader	A.Blackson	W.Mercilus	B.McKinney	Z.Cunningham	A.Colvin (CB)	J.Joseph	B.Roby	T.Gipson	J.Reid
9/15 vs. JAX	J.Watt	D.Reader	A.Blackson	W.Mercilus	B.McKinney	Z.Cunningham	<u>L.Johnson (CB)</u>	J.Joseph	B.Roby	T.Gipson	J.Reid
9/22 at LAC	J.Watt	D.Reader	A.Blackson	W.Mercilus	B.McKinney	Z.Cunningham	<u>L.Johnson (CB)</u>	J.Joseph	B.Roby	T.Gipson	J.Reid
9/29 vs. CAR	J.Watt	D.Reader	A.Blackson	W.Mercilus	B.McKinney	Z.Cunningham	B.Scarlett	J.Joseph	B.Roby	T.Gipson	J.Reid
10/6 vs. ATL	J.Watt	D.Reader	A.Blackson	W.Mercilus	B.McKinney	Z.Cunningham	<u>L.Johnson (CB)</u>	J.Joseph	B.Roby	T.Gipson	J.Reid
10/13 at KC	J.Watt	D.Reader	A.Blackson	W.Mercilus	B.McKinney	Z.Cunningham	<u>L.Johnson (CB)</u>	P.Gaines	B.Roby	T.Gipson	J.Reid
10/20 at IND	J.Watt	D.Reader	A.Blackson	W.Mercilus	B.McKinney	Z.Cunningham	B.Scarlett	<u>L.Johnson</u>	P.Gaines	T.Gipson	J.Reid
10/27 vs. OAK	J.Watt	D.Reader	A.Blackson	W.Mercilus	B.McKinney	Z.Cunningham	B.Scarlett	<u>L.Johnson</u>	G.Conley	J.Addae	J.Reid
11/3 at JAX	B.Dunn	D.Reader	A.Blackson	W.Mercilus	B.McKinney	Z.Cunningham	B.Scarlett	J.Joseph	G.Conley	J.Addae	J.Reid
11/17 at BAL	B.Dunn	D.Reader	A.Blackson	W.Mercilus	B.McKinney	Z.Cunningham	B.Scarlett	<u>L.Johnson</u>	G.Conley	T.Gipson	J.Reid
11/21 vs. IND	J.Joseph (CB)	D.Reader	A.Blackson	W.Mercilus	B.McKinney	Z.Cunningham	B.Scarlett	V.Hargreaves	G.Conley	T.Gipson	J.Addae
12/1 vs. NE	B.Dunn	D.Reader	J.Heath	W.Mercilus	B.McKinney	Z.Cunningham	B.Mingo	J.Joseph	B.Roby	T.Gipson	J.Reid
12/8 vs. DEN	B.Dunn	D.Reader	A.Blackson	W.Mercilus	B.McKinney	Z.Cunningham	B.Scarlett	J.Joseph	B.Roby	T.Gipson	J.Reid
12/15 at TEN	B.Dunn	D.Reader	A.Blackson	W.Mercilus	B.McKinney	Z.Cunningham	B.Scarlett	J.Joseph	B.Roby	T.Gipson	J.Reid
12/21 at TB	G.Conley (CB)	D.Reader	A.Blackson	W.Mercilus	T.Adams	Z.Cunningham	B.Scarlett	V.Hargreaves	B.Roby	T.Gipson	J.Reid
12/29 vs. TEN	C.Watkins	B.Dunn	A.Blackson	W.Mercilus	T.Adams	Z.Cunningham	B.Scarlett	J.Joseph	G.Conley	T.Gipson	J.Reid
1/4 vs. BUF	G.Conley (CB)	D.Reader	A.Blackson	W.Mercilus	B.McKinney	Z.Cunningham	B.Scarlett	V.Hargreaves	B.Roby	J.Addae	J.Reid
1/12 at KC	G.Conley (CB)	D.Reader	A.Blackson	W.Mercilus	B.McKinney	Z.Cunningham	B.Scarlett	V.Hargreaves	<u>L.Johnson</u>	B.Roby (CB)	J.Reid

Underlined and italicized denotes rookie.

2019 INACTIVES & CAPTAINS

INACTIVES

	1	2	3	4	5	6	7
9/9 at NO	Cornell Armstrong	Keke Coutee	<u>Xavier Crawford</u>	<u>Tytus Howard</u>	Greg Mancz	<u>Charles Omenihu</u>	Logan Paulsen
9/15 vs. JAX	Jerell Adams	Taiwan Jones	Senio Kelemete	Greg Mancz	Alex McGough	Logan Paulsen	Carlos Watkins
9/22 at LAC	Jerell Adams	Seantrel Henderson	Taiwan Jones	Senio Kelemete	Alex McGough	Logan Paulsen	Carlos Watkins
9/29 vs. CAR	Jerell Adams	Tyrell Adams	<u>Xavier Crawford</u>	Seantrel Henderson	Alex McGough	<u>Charles Omenihu</u>	Logan Paulsen
10/6 vs. ATL	Tyrell Adams	<u>Xavier Crawford</u>	Greg Mancz	Alex McGough	Logan Paulsen	Kenny Stills	Carlos Watkins
10/13 at KC	Tyrell Adams	Taiwan Jones	Johnathan Joseph	Greg Mancz	Alex McGough	Logan Paulsen	Kenny Stills
10/20 at IND	Mike Adams	Tyrell Adams	<u>Tytus Howard</u>	Greg Mancz	Logan Paulsen	Bradley Roby	Carlos Watkins
10/27 vs. OAK	Tyrell Adams	Will Fuller V	Tashaun Gipson Sr.	<u>Tytus Howard</u>	Johnathan Joseph	Greg Mancz	Bradley Roby
11/3 at JAX	Tyrell Adams	Will Fuller V	Tashaun Gipson Sr.	<u>Lonnie Johnson Jr.</u>	Greg Mancz	Bradley Roby	Laremy Tunsil
11/17 at BAL	Tyrell Adams	Chris Clark	Will Fuller V	Vernon Hargreaves III	Joel Heath	Steven Mitchell Jr.	Bradley Roby
11/21 vs. IND	Mike Adams	Tyrell Adams	Chris Clark	Keke Coutee	<u>Lonnie Johnson Jr.</u>	Justin Reid	Bradley Roby
12/1 vs. NE	Cornell Armstrong	Angelo Blackson	Gareon Conley	Keke Coutee	Steven Mitchell Jr.	Brennan Scarlett	Carlos Watkins
12/8 vs. DEN	Mike Adams	Cornell Armstrong	Will Fuller V	Taiwan Jones	Steven Mitchell Jr.	Eddie Vanderdoes	Carlos Watkins
12/15 at TEN	Mike Adams	Cornell Armstrong	Keke Coutee	Joel Heath	Taiwan Jones	Steven Mitchell Jr.	Eddie Vanderdoes
12/21 at TB	Cornell Armstrong	Keke Coutee	Joel Heath	Jacob Martin	Benardrick McKinney	Steven Mitchell Jr.	Jordan Thomas
12/29 vs. TEN	Will Fuller V	Jacob Martin	Benardrick McKinney	D.J. Reader	Bradley Roby	Kenny Stills	Laremy Tunsil
1/4 vs. BUF	Jordan Akins	Cornell Armstrong	Will Fuller V	Johnathan Joseph	Steven Mitchell Jr.	Elijah Nkansah	Eddie Vanderdoes
1/12 at KC	Jahleel Addae	Jordan Akins	Cornell Armstrong	Steven Mitchell Jr.	Elijah Nkansah	Eddie Vanderdoes	Carlos Watkins

CAPTAINS

	1	2	3	4	5
9/9 at NO	Dylan Cole	Johnathan Joseph	Deshaun Watson	J.J. Watt	
9/15 vs. JAX	Dylan Cole	Johnathan Joseph	Deshaun Watson	J.J. Watt	
9/22 at LAC	Dylan Cole	Johnathan Joseph	Deshaun Watson	J.J. Watt	
9/29 vs. CAR	Dylan Cole	Johnathan Joseph	Whitney Mercilus	Deshaun Watson	J.J. Watt
10/6 vs. ATL	Dylan Cole	Johnathan Joseph	Deshaun Watson	J.J. Watt	
10/13 at KC	Dylan Cole	Benardrick McKinney	Deshaun Watson	J.J. Watt	
10/20 at IND	Dylan Cole	Johnathan Joseph	Deshaun Watson	J.J. Watt	
10/27 vs. OAK	Dylan Cole	Deshaun Watson	J.J. Watt		
11/3 at JAX	Dylan Cole	Johnathan Joseph	Deshaun Watson		
11/17 at BAL	Dylan Cole	Johnathan Joseph	Nick Martin	Benardrick McKinney	Deshaun Watson
11/21 vs. IND	Dylan Cole	Johnathan Joseph	Nick Martin	Benardrick McKinney	Deshaun Watson
12/1 vs. NE	Johnathan Joseph	Nick Martin	Benardrick McKinney	Deshaun Watson	
12/8 vs. DEN	Johnathan Joseph	Nick Martin	Benardrick McKinney	Deshaun Watson	
12/15 at TEN	Johnathan Joseph	Nick Martin	Benardrick McKinney	Deshaun Watson	
12/21 at TB	Johnathan Joseph	Nick Martin	Deshaun Watson		
12/29 vs. TEN	Johnathan Joseph	Nick Martin	Deshaun Watson		
1/4 vs. BUF	Nick Martin	Benardrick McKinney	Deshaun Watson	J.J. Watt	
1/12 at KC	Johnathan Joseph	Nick Martin	Benardrick McKinney	Deshaun Watson	J.J. Watt

Underlined and italicized denotes rookie.

2019 HIGHS & LOWS

TEXANS : BY SEASON		(AS OF JUL 26, 2020, 4:53 PM CDT)				2019 : REGULAR SEASON
	HIGH	DATE	OPPONENT	LOW	DATE	OPPONENT
Points	53	10/6	vs. Atlanta	7	11/17	at Baltimore
Points in a Quarter	20	10/6	vs. Atlanta	0	9/9 9/15 9/22 9/29 10/13 10/20 11/17 11/21 12/8 12/15 12/29	at New Orleans vs. Jacksonville at L.A. Chargers vs. Carolina at Kansas City at Indianapolis at Baltimore vs. Indianapolis vs. Denver at Tennessee vs. Tennessee
Points in a Half	37	10/6	vs. Atlanta	0	11/17	at Baltimore
Total Touchdowns	7	10/6	vs. Atlanta	1	9/15 9/29 11/17	vs. Jacksonville vs. Carolina at Baltimore
Total Plays	83	10/13	at Kansas City	52	12/1	vs. New England
Total Net Yards	592	10/6	vs. Atlanta	229	12/21	at Tampa Bay
Total First Downs	35	10/13	at Kansas City	15	12/21	at Tampa Bay
First Downs Rushing	12	10/13	at Kansas City	2	12/1	vs. New England
First Downs Passing	20	10/13	at Kansas City	7	9/29 12/21	vs. Carolina at Tampa Bay
First Down Penalties	5	10/27	vs. Oakland	0	10/20 11/21 12/29	at Indianapolis vs. Indianapolis vs. Tennessee
Third Down Efficiency	76.9%	10/6	vs. Atlanta	20.0%	11/17	at Baltimore
Average Yards Per Play	8.8	10/6	vs. Atlanta	3.6	12/21	at Tampa Bay
Total Net Yards Rushing	216	11/3	at Jacksonville	39	9/22	at L.A. Chargers
Rushing Attempts	41	10/13	at Kansas City	19	9/22	at L.A. Chargers
Rushing Average Yards	7.8	9/9	at New Orleans	2.1	9/22	at L.A. Chargers
Rushing Touchdowns	3	10/13	at Kansas City	0	10/27 11/21 12/1	vs. Oakland vs. Indianapolis vs. New England
Total Net Yards Passing	426	10/6	vs. Atlanta	110	11/17	at Baltimore
Passing Attempts	50	12/8	vs. Denver	26	12/1	vs. New England
Passing Completions	30	10/13	at Kansas City	16	9/15	vs. Jacksonville
Passing Touchdowns	5	10/6	vs. Atlanta	0	9/15 9/29 11/17 12/21 12/29	vs. Jacksonville vs. Carolina at Baltimore at Tampa Bay vs. Tennessee
Passing Yards Average	12.9	10/6	vs. Atlanta	3	11/17	at Baltimore
Passes Thrown for Interception	2	10/13	at Kansas City	0	9/15 9/22 10/6 10/27 11/3 12/1	vs. Jacksonville at L.A. Chargers vs. Atlanta vs. Oakland at Jacksonville vs. New England
Times Sacked	7	11/17	at Baltimore	0	10/6 10/13	vs. Atlanta at Kansas City
Sack Yards Lost	59	11/17	at Baltimore	0	10/6 10/13	vs. Atlanta at Kansas City
QB Sacks	7	11/17	at Baltimore	0	10/6 10/13	vs. Atlanta at Kansas City
Total Punts	7	9/15	vs. Jacksonville	0	10/13	at Kansas City
Total Punt Yards	307	9/15	vs. Jacksonville	0	10/13	at Kansas City
Punt Gross Average Yards	51.8	10/27	vs. Oakland	35	10/6	vs. Atlanta
Punt Net Average Yards	51.4	9/29	vs. Carolina	0	10/13	at Kansas City
Punt Returns	4	10/6	vs. Atlanta	0	9/9 11/3 11/17 12/15	at New Orleans at Jacksonville at Baltimore at Tennessee

2019 HIGHS & LOWS

Punt Return Yards	34	9/22	at L.A. Chargers	0	9/9 11/3 11/17 12/15	at New Orleans at Jacksonville at Baltimore at Tennessee
Punt Return Yards Average	18.0	9/29	vs. Carolina	0.0	9/9 11/3 11/17 12/15	at New Orleans at Jacksonville at Baltimore at Tennessee
Kickoff Returns	3	10/20	at Indianapolis	0	9/15 9/22 9/29 11/21 12/1 12/21 12/29	vs. Jacksonville at L.A. Chargers vs. Carolina vs. Indianapolis vs. New England at Tampa Bay vs. Tennessee
Kickoff Return Yards	70	11/17	at Baltimore	0	9/15 9/22 9/29 11/21 12/1 12/21 12/29	vs. Jacksonville at L.A. Chargers vs. Carolina vs. Indianapolis vs. New England at Tampa Bay vs. Tennessee
Total Penalties	10	10/13	at Kansas City	4	11/21 12/21	vs. Indianapolis at Tampa Bay
Penalty Yards	89	10/6	vs. Atlanta	27	11/21 12/15	vs. Indianapolis at Tennessee
Total Fumbles	5	10/6	vs. Atlanta	0	9/9 10/20 12/1 12/29	at New Orleans at Indianapolis vs. New England vs. Tennessee
Fumbles Lost	1	9/22	at L.A. Chargers	0	9/9 9/15 10/20 10/27 11/21 12/1 12/15 12/29	at New Orleans vs. Jacksonville at Indianapolis vs. Oakland vs. Indianapolis vs. New England at Tennessee vs. Tennessee
Time of Possession	39:48	10/13	at Kansas City	23:41	11/17	at Baltimore
Turnovers	3	10/13	at Kansas City	0	9/15 10/27 12/1	vs. Jacksonville vs. Oakland vs. New England
Attendance	84,771	11/3	at Jacksonville	25,349	9/22	at L.A. Chargers

2019 INDIVIDUAL SINGLE-GAME HIGHS

TEXANS : OFFENSE : BY SEASON		(AS OF JUL 26, 2020, 4:53 PM CDT)		2019 : REGULAR SEASON
	DATE	OPPONENT	VALUE	WHO
Rushing Yards	11/3	at Jacksonville	160	Carlos Hyde
Rushing Attempts	10/13	at Kansas City	26	Carlos Hyde
	12/15	at Tennessee	26	Carlos Hyde
Rushing Touchdowns	10/13	at Kansas City	2	Deshaun Watson
	12/8	Denver	2	Deshaun Watson
Longest Touchdown Run	11/17	at Baltimore	41	Carlos Hyde
Longest Run from Scrimmage	11/3	at Jacksonville	58	Carlos Hyde
Passing Yards	10/6	Atlanta	426	Deshaun Watson
Passing Attempts	12/8	Denver	50	Deshaun Watson
Passing Completions	10/13	at Kansas City	30	Deshaun Watson
Passing Yards per Attempt	10/6	Atlanta	12.9	Deshaun Watson
Longest Pass Completion	9/9	at New Orleans	54	Deshaun Watson
Passing Touchdowns	10/6	Atlanta	5	Deshaun Watson
Longest Touchdown Pass	9/22	at L.A. Chargers	53	Deshaun Watson
Most Interceptions Thrown	10/13	at Kansas City	2	Deshaun Watson
	12/8	Denver	2	Deshaun Watson
	10/20	at Indianapolis	2	Deshaun Watson
	12/15	at Tennessee	2	Deshaun Watson
Times Sacked	11/17	at Baltimore	6	Deshaun Watson
	9/29	Carolina	6	Deshaun Watson
	9/9	at New Orleans	6	Deshaun Watson
Sacked Yards Lost	11/17	at Baltimore	49	Deshaun Watson
Rating	10/6	Atlanta	158.3	Deshaun Watson
Receptions	10/6	Atlanta	14	Will Fuller V
Receiving Yards	10/6	Atlanta	217	Will Fuller V
Receiving Touchdowns	10/6	Atlanta	3	Will Fuller V
Longest Reception	9/9	at New Orleans	54	Will Fuller V
Longest Reception Touchdown	9/22	at L.A. Chargers	53	Jordan Akins
Yards After Catch	10/6	Atlanta	109	Will Fuller V
Pass Target	10/6	Atlanta	16	Will Fuller V

TEXANS : OFFENSE : BY SEASON		(AS OF JUL 26, 2020, 4:53 PM CDT)		2019 : POSTSEASON
	DATE	OPPONENT	VALUE	WHO
Rushing Yards	1/4	Buffalo	55	Deshaun Watson
Rushing Attempts	1/4	Buffalo	16	Carlos Hyde
Rushing Touchdowns	1/4	Buffalo	1	Deshaun Watson
	1/12	at Kansas City	1	Deshaun Watson
Longest Touchdown Run	1/4	Buffalo	20	Deshaun Watson
Longest Run from Scrimmage	1/4	Buffalo	20	Deshaun Watson
Passing Yards	1/12	at Kansas City	388	Deshaun Watson
Passing Attempts	1/12	at Kansas City	52	Deshaun Watson
Passing Completions	1/12	at Kansas City	31	Deshaun Watson
Passing Yards per Attempt	1/4	Buffalo	9.9	Deshaun Watson
Longest Pass Completion	1/12	at Kansas City	54	Deshaun Watson
Passing Touchdowns	1/12	at Kansas City	2	Deshaun Watson
Longest Touchdown Pass	1/12	at Kansas City	54	Deshaun Watson
Times Sacked	1/4	Buffalo	7	Deshaun Watson
Sacked Yards Lost	1/4	Buffalo	28	Deshaun Watson
Rating	1/4	Buffalo	121.2	Deshaun Watson
Receptions	1/12	at Kansas City	9	DeAndre Hopkins
Receiving Yards	1/12	at Kansas City	118	DeAndre Hopkins
Receiving Touchdowns	1/4	Buffalo	1	Carlos Hyde
	1/12	at Kansas City	1	Darren Fells
	1/12	at Kansas City	1	Kenny Stills
Longest Reception	1/12	at Kansas City	54	Kenny Stills
Longest Reception Touchdown	1/12	at Kansas City	54	Kenny Stills
Yards After Catch	1/12	at Kansas City	37	Kenny Stills
Pass Target	1/12	at Kansas City	14	DeAndre Hopkins

2019 HOUSTON TEXANS RECORD WHEN...

TEXANS 2019 REGULAR SEASON RECORD WHEN...

CATEGORY	2019 SEASON W-L	ALL-TIME W-L	CATEGORY	2019 SEASON W-L	ALL-TIME W-L
TEXANS AT NRG STADIUM	5-3	78-69	IN SEPTEMBER	2-2	27-34
TEXANS ON THE ROAD	5-3	54-92	IN OCTOBER	3-1	35-35
TEXANS ON GRASS	5-1	92-101	IN NOVEMBER	2-1	31-38
TEXANS ON ARTIFICIAL TURF	5-5	40-60	IN DECEMBER	3-2	35-46
TEXANS IN DOMES	0-1	5-17	IN JANUARY	0-0	3-5
TEXANS IN RETRACTABLE ROOF STADIUMS	5-4	81-80	ON SUNDAY NIGHT	1-0	5-8
TEXANS OUTDOORS	5-1	49-65	ON THURSDAY NIGHT	1-0	4-8
NRG STADIUM ROOF OPEN	0-0	24-21	ON MONDAY NIGHT	0-1	5-9
NRG STADIUM ROOF CLOSED	5-4	54-47	ON SATURDAY	1-0	4-3
TEXANS SCORE FIRST	4-2	84-54	DAY GAMES	8-5	116-135
OPPONENT SCORES FIRST	6-4	48-107	NIGHT GAMES	2-1	16-26
TEXANS SCORE ON FIRST POSSESSION	1-1	48-39	VS. AFC SOUTH OVERALL	4-2	49-60
TEXANS SCORE 20 OR MORE POINTS	9-3	107-62	VS. AFC SOUTH AT HOME	2-1	29-26
TEXANS SCORE 19 OR LESS POINTS	1-3	25-99	VS. AFC SOUTH ON THE ROAD	2-1	20-34
TEXANS ALLOW 20 OR MORE	7-5	43-145	VS. AFC	8-4	101-116
TEXANS ALLOW 19 OR LESS POINTS	3-1	89-16	VS. AFC NORTH	0-1	17-19
TEXANS LEAD AFTER 1ST QUARTER	4-0	69-38	VS. AFC EAST	1-0	18-18
TEXANS TRAIL AFTER 1ST QUARTER	2-3	30-95	VS. AFC WEST	3-1	17-19
SCORE TIED AFTER 1ST QUARTER	4-3	33-28	VS. NFC	2-2	31-45
TEXANS LEAD AT HALFTIME	5-1	89-34	VS. NFC EAST	0-0	6-15
TEXANS TRAIL AT HALFTIME	3-5	34-118	VS. NFC SOUTH	2-2	11-9
SCORE TIED AT HALFTIME	2-0	9-9	VS. NFC NORTH	0-0	9-9
TEXANS LEAD AFTER 3RD QUARTER	6-1	96-22	VS. NFC WEST	0-0	5-12
TEXANS TRAIL AFTER 3RD QUARTER	3-4	24-126			
SCORE TIED AFTER 3RD QUARTER	1-1	12-13			
GAME GOES TO OVERTIME	0-0	7-9			
TEXANS HAVE + TURNOVER RATIO	4-1	81-23			
TEXANS HAVE - TURNOVER RATIO	3-4	24-102			
TURNOVER RATIO EVEN	3-1	27-36			
TEXANS HAVE 30:00+TOP	5-1	101-52			
TEXANS HAVE LESS THAN 30:00 TOP	5-5	31-109			
TEXANS HAVE 100-YARD RUSHER	3-0	47-25			
TEXANS HAVE 300 NET PASSING YARDS	2-0	16-25			
TEXANS HAVE 1 100-YARD RECEIVER	4-2	47-46			
TEXANS HAVE 2 100-YARD RECEIVERS	0-1	4-8			
TEXANS WIN COIN TOSS	5-1	65-84			
TEXANS LOSE COIN TOSS	5-5	67-77			
TEXANS WEARING BLUE JERSEYS	3-2	55-54			
TEXANS WEARING WHITE JERSEYS	4-3	59-94			
TEXANS WEARING RED JERSEYS	0-1	11-10			
TEXANS WEARING ALL-WHITE	1-0	8-8			
TEXANS WEARING ALL-BLUE	0-0	7-6			
TEXANS WEARING ALL-RED	0-0	2-2			
TEXANS WEARING COLOR RUSH	2-0	5-0			

POSTSEASON HIGHS & LOWS

TEXANS : ALL TIME			(AS OF JUL 26, 2020, 4:53 PM CDT)			: POSTSEASON
	HIGH	DATE	OPPONENT	LOW	DATE	OPPONENT
Points	31	1/7/2012	vs. Cincinnati	0	1/9/2016	vs. Kansas City
Points in a Quarter	21	1/12/2020	at Kansas City	0	1/15/2012 1/13/2013 1/9/2016 1/7/2017 1/14/2017 1/5/2019 1/4/2020 1/12/2020	at Baltimore at New England vs. Kansas City vs. Oakland at New England vs. Indianapolis vs. Buffalo at Kansas City
Points in a Half	24	1/12/2020	at Kansas City	0	1/15/2012 1/9/2016 1/5/2019 1/4/2020	at Baltimore vs. Kansas City vs. Indianapolis vs. Buffalo
Total Touchdowns	4	1/7/2012	vs. Cincinnati	0	1/9/2016	vs. Kansas City
Total Plays	78	1/12/2020	at Kansas City	57	1/7/2012	vs. Cincinnati
Total Net Yards	442	1/12/2020	at Kansas City	226	1/9/2016	vs. Kansas City
Total First Downs	25	1/13/2013	at New England	14	1/9/2016 1/14/2017	vs. Kansas City at New England
First Downs Rushing	9	1/7/2012	vs. Cincinnati	3	1/9/2016	vs. Kansas City
First Downs Passing	19	1/13/2013	at New England	8	1/14/2017	at New England
First Down Penalties	3	1/5/2013	vs. Cincinnati	0	1/15/2012 1/5/2019	at Baltimore vs. Indianapolis
Third Down Efficiency	50.0%	1/7/2012	vs. Cincinnati	18.8%	1/14/2017	at New England
Average Yards Per Play	6	1/7/2012	vs. Cincinnati	3.6	1/9/2016	vs. Kansas City
Total Net Yards Rushing	188	1/7/2012	vs. Cincinnati	91	1/13/2013	at New England
Rushing Attempts	44	1/7/2017	vs. Oakland	16	1/5/2019	vs. Indianapolis
Rushing Average Yards	6.6	1/5/2019	vs. Indianapolis	2.8	1/7/2017	vs. Oakland
Rushing Touchdowns	2	1/7/2012	vs. Cincinnati	0	1/9/2016 1/14/2017 1/5/2019	vs. Kansas City at New England vs. Indianapolis
Total Net Yards Passing	348	1/12/2020	at Kansas City	112	1/9/2016	vs. Kansas City
Passing Attempts	52	1/12/2020	at Kansas City	20	1/7/2012	vs. Cincinnati
Passing Completions	34	1/13/2013	at New England	11	1/7/2012	vs. Cincinnati
Passing Touchdowns	2	1/13/2013	at New England	0	1/15/2012 1/5/2013 1/9/2016	at Baltimore vs. Cincinnati vs. Kansas City
Passing Yards Average	6.9	1/7/2012	vs. Cincinnati	3	1/9/2016	vs. Kansas City
Passes Thrown for Interception	4	1/9/2016	vs. Kansas City	0	1/7/2012 1/7/2017 1/4/2020 1/12/2020	vs. Cincinnati vs. Oakland vs. Buffalo at Kansas City
Times Sacked	7	1/4/2020	vs. Buffalo	0	1/15/2012 1/5/2013 1/7/2017	at Baltimore vs. Cincinnati vs. Oakland
Sack Yards Lost	40	1/12/2020	at Kansas City	0	1/15/2012 1/5/2013 1/7/2017	at Baltimore vs. Cincinnati vs. Oakland
QB Sacks	7	1/4/2020	vs. Buffalo	0	1/15/2012 1/5/2013 1/7/2017	at Baltimore vs. Cincinnati vs. Oakland
Total Punts	9	1/7/2017	vs. Oakland	3	1/5/2013 1/12/2020	vs. Cincinnati at Kansas City
Total Punt Yards	414	1/7/2017	vs. Oakland	126	1/5/2013	vs. Cincinnati
Punt Gross Average Yards	50.2	1/7/2012	vs. Cincinnati	36.4	1/13/2013	at New England
Punt Net Average Yards	45.3	1/12/2020	at Kansas City	32.4	1/13/2013	at New England
Punt Returns	6	1/15/2012	at Baltimore	0	1/9/2016 1/5/2019	vs. Kansas City vs. Indianapolis
Punt Return Yards	34	1/14/2017	at New England	0	1/9/2016 1/5/2019	vs. Kansas City vs. Indianapolis
Punt Return Yards Average	17.0	1/14/2017	at New England	0.0	1/9/2016 1/5/2019	vs. Kansas City vs. Indianapolis
Kickoff Returns	5	1/13/2013	at New England	0	1/7/2012 1/9/2016	vs. Cincinnati vs. Kansas City

POSTSEASON HIGHS & LOWS

Kickoff Return Yards	230	1/13/2013	at New England	0	1/7/2012 1/9/2016	vs. Cincinnati vs. Kansas City
Total Penalties	8	1/5/2019	vs. Indianapolis	3	1/15/2012 1/13/2013	at Baltimore at New England
Penalty Yards	87	1/7/2012	vs. Cincinnati	20	1/15/2012 1/13/2013 1/4/2020	at Baltimore at New England vs. Buffalo
Total Fumbles	3	1/15/2012	at Baltimore	0	1/7/2012 1/5/2013 1/14/2017 1/5/2019	vs. Cincinnati vs. Cincinnati at New England vs. Indianapolis
Fumbles Lost	1	1/15/2012	at Baltimore	0	1/7/2012 1/5/2013 1/13/2013 1/7/2017 1/14/2017 1/5/2019	vs. Cincinnati vs. Cincinnati at New England vs. Oakland at New England vs. Indianapolis
Time of Possession	38:49	1/5/2013	vs. Cincinnati	25:35	1/9/2016	vs. Kansas City
Turnovers	5	1/9/2016	vs. Kansas City	0	1/7/2012 1/7/2017	vs. Cincinnati vs. Oakland
Attendance	73,503	1/12/2020	at Kansas City	66,829	1/14/2017	at New England

POSTSEASON RECORD WHEN...

TEXANS 2019 POSTSEASON RECORD WHEN...

CATEGORY	2019 SEASON W-L	ALL-TIME W-L	CATEGORY	2019 SEASON W-L	ALL-TIME W-L
TEXANS AT NRG STADIUM	1-0	10-6	TEXANS HAVE 100-YARD RUSHER	0-0	5-1
TEXANS ON THE ROAD	0-1	5-9	TEXANS HAVE 300 NET PASSING YARDS	0-1	2-2
TEXANS ON GRASS	0-1	7-3	TEXANS HAVE 1 100-YARD RECEIVER	0-1	4-5
TEXANS ON ARTIFICIAL TURF	1-0	8-12	TEXANS HAVE 2 100-YARD RECEIVERS	0-0	0-1
TEXANS IN DOMES	0-0	0-2	TEXANS WIN COIN TOSS	1-1	7-5
NRG STADIUM ROOF CLOSED	1-0	10-6	TEXANS LOSE COIN TOSS	0-0	8-10
TEXANS SCORE FIRST	0-1	7-6	TEXANS WEARING BLUE JERSEYS	0-0	7-5
OPPONENT SCORES FIRST	1-0	8-9	TEXANS WEARING WHITE JERSEYS	0-1	4-8
TEXANS SCORE ON FIRST POSSESSION	0-1	2-5	TEXANS WEARING ALL-WHITE	0-0	1-1
TEXANS SCORE 20 OR MORE POINTS	1-1	13-6	IN JANUARY	1-1	4-6
TEXANS SCORE 19 OR LESS POINTS	0-0	2-9	KICKOFF AT 12:00 CDT	0-0	5-5
TEXANS ALLOW 20 OR MORE	0-1	8-14	KICKOFF AT 3:00/3:05/3:15/3:35 CDT	1-0	6-4
TEXANS ALLOW 19 OR LESS POINTS	1-0	7-1	NIGHT GAMES	0-0	3-5
TEXANS LEAD AFTER 1ST QUARTER	0-1	7-1	VS. AFC	1-1	9-6
TEXANS TRAIL AFTER 1ST QUARTER	1-0	3-10	VS. AFC NORTH	0-0	2-2
SCORE TIED AFTER 1ST QUARTER	0-0	5-4	VS. AFC EAST	1-0	2-2
TEXANS LEAD AT HALFTIME	0-0	9-2	VS. AFC WEST	0-1	4-3
TEXANS TRAIL AT HALFTIME	1-1	4-13			
SCORE TIED AT HALFTIME	0-0	2-0			
TEXANS LEAD AFTER 3RD QUARTER	0-0	10-1			
TEXANS TRAIL AFTER 3RD QUARTER	1-1	4-13			
SCORE TIED AFTER 3RD QUARTER	0-0	1-1			
GAME GOES TO OVERTIME	1-0	1-0			
TEXANS HAVE + TURNOVER RATIO	0-0	6-2			
TEXANS HAVE - TURNOVER RATIO	0-0	3-9			
TURNOVER RATIO EVEN	1-1	6-4			
TEXANS HAVE 30:00+TOP	1-1	9-5			
TEXANS HAVE LESS THAN 30:00 TOP	0-0	6-10			

2019 TEXANS TRANSACTIONS

JANUARY

- 7 Signed TE **Jerell Adams**, OLB **Davin Bellamy**, RB **Josh Ferguson**, OLB **Chris Landrum**, G **Maurquice Shakir**, T **David Steinmetz**, WR **Jester Weah** and WR **Isaac Whitney** to reserve/future contracts.
- 8 Signed T **Rick Leonard** to a reserve/future contract.
- 19 Signed T **Seantrel Henderson** to a one-year contract extension.

FEBRUARY

- 12 Released WR **Demaryius Thomas**.

MARCH

- 4 Placed the non-exclusive franchise designation on DE/OLB **Jadeveon Clowney**.
- 5 Released CB **Kevin Johnson**.
- 11 Re-signed DE **Angelo Blackson**, WR **DeAndre Carter** and DE **Joel Heath**.
- 11 Extended qualifying offers to NT **Brandon Dunn**, K **Ka'imi Fairbairn** and OLB **Brennan Scarlett**.
- 12 Signed free agent S **Tashaun Gipson Sr.**
- 14 Signed unrestricted free agent CB **Bradley Roby**.
- 15 Signed free agent CB **Brian Boddy-Calhoun**.
- 19 Signed free agent TE **Darren Fells**.
- 20 Signed free agent QB **AJ McCarron**.
- 22 Re-signed unrestricted free agent QB **Joe Webb III**.
- 27 Signed free agent T **Matt Kalil**.

APRIL

- 3 Placed S **Andre Hal** on the Reserve/Retired list.
- 15 NT **Brandon Dunn**, K **Ka'imi Fairbairn** and OLB **Brennan Scarlett** signed their qualifying offers.
- 25 Drafted G/T **Tytus Howard** (first round) in the 2019 NFL Draft.
- 26 Drafted CB **Lonnie Johnson Jr.** (second round), G/T **Max Scharping** (second round) and TE **Kahale Warring** (third round) in the 2019 NFL Draft.
- 27 Drafted DE **Charles Omenihu** (fifth round), CB **Xavier Crawford** (sixth round) and FB **Cullen Gillaspia** (seventh round) in the 2019 NFL Draft.

MAY

- 2 Signed free agent S **Jahleel Addae**.
- 10 Signed CB **Xavier Crawford**, FB **Cullen Gillaspia**, G/T **Tytus Howard**, CB **Lonnie Johnson Jr.**, DE **Charles Omenihu** and G/T **Max Scharping**.
- 10 Signed OLB **Jesse Aniebonam**, CB **Derrick Baity**, C **D.J. Coker**, RB **Damarea Crockett**, OLB **Jamal Davis II**, WR **Johnnie Dixon**, DE **Johnny Dwight**, NT **Javi Edwards**, S **Austin Exford**, RB **Karan Higdon Jr.**, DE **Albert Huggins**, S **Chris Johnson**, WR **Tyron Johnson**, ILB **Drew Lewis**, WR **Stephen Louis**, ILB **Chase Middleton**, NT **Walter Palmore**, G **Malcolm Pridgeon**, DE **Ira Savage-Lewis** and ILB **Dexter Wright**.
- 10 Placed OLB **Duke Ejiofor** on the Reserve/Injured list.
- 10 Waived S **Mike Tyson**.
- 13 Signed ILB **Xavier Woodson**.
- 13 Waived ILB **Chase Middleton**.
- 14 Signed RB **Taiwan Jones**.
- 14 Waived ILB **Dexter Wright**.
- 20 Signed WR **Floyd Allen**.
- 20 Released TE **Ryan Griffin**.

JUNE

- 5 Signed TE **Kahale Warring**.

JULY

- 21 Placed WR **DeAndre Carter**, WR **DeAndre Hopkins** and DE **J.J. Watt** on the Active/Physically Unable to Perform list.
- 21 Placed OLB **Jamal Davis II** on the Active/Non-Football Illness list.
- 21 Placed NT **Walter Palmore** and TE **Kahale Warring** on the Active/Non-Football Injury list.
- 23 Signed free agent P **Bryan Anger**.
- 23 Waived ILB **Drew Lewis**.
- 24 Placed S **Justin Reid** on the Active/Non-Football Injury list.
- 25 DE **J.J. Watt** passed his physical and was moved from the Active/Physically Unable to Perform list to the active roster.
- 25 OLB **Jamal Davis II** passed his physical and was moved from the Active/Non-Football Illness list to the active roster.
- 26 Claimed WR **Chad Hansen** off waivers from the New Orleans Saints.
- 26 WR **DeAndre Hopkins** passed his physical and moved from the Active/Physically Unable to Perform list to the active roster.
- 27 Signed free agent ILB **B.J. Bello** and S **Tyvis Powell**.
- 27 Waived-injured WR **Isaac Whitney**.
- 27 Waived S **A.J. Hendy**.
- 29 S **Justin Reid** passed his physical and was moved from the Active/Non-Football Injury list to the active roster.
- 31 NT **Walter Palmore** and TE **Kahale Warring** passed their physicals and were moved from the Active/Non-Football Injury list to the active roster.

AUGUST

- 3 Signed free agent S **A.J. Hendy**.
- 3 Waived S **Tyvis Powell**.
- 4 Signed free agent OLB **Gimel President**.
- 4 Waived RB **D'Onta Foreman**.
- 7 Signed free agent QB **Jordan Ta'amu**.
- 7 Waived C **D.J. Coker**.
- 9 Traded for RB **Duke Johnson** from the Cleveland Browns for a conditional 2020 draft pick.
- 9 Waived-injured DE **Ira Savage-Lewis**.
- 10 Claimed DE **Tracy Sprinkle** off waivers from the Cleveland Browns.
- 10 WR **DeAndre Carter** passed his physical and moved from the Active/Physically Unable to Perform list to the active roster.
- 10 Waived-injured OLB **Chris Landrum**.
- 16 Claimed CB **Jermaine Ponder** off waivers from the Pittsburgh Steelers.
- 16 Waived-injured CB **Jermaine Kelly Jr.**
- 19 Signed free agent CB **Derrick Jones**.
- 19 Waived WR **Stephen Louis**.
- 23 Waived DE **Johnny Dwight**.
- 24 Waived CB **Jermaine Kelly Jr.** from the Reserve/Injured list with an injury settlement.
- 25 Signed free agent T **Christian DiLauro**.
- 26 Waived CB **Deante Burton**.
- 26 Waived CB **Derrick Jones** with an injury settlement.
- 26 Placed RB **Lamar Miller** and T **David Steinmetz** on the Reserve/Injured list.
- 28 Signed OLB **Brennan Scarlett** to a contract extension.
- 31 Traded for RB **Carlos Hyde** from the Kansas City Chiefs for G **Martinas Rankin**.
- 31 Traded for CB **Keion Crossen** from the New England Patriots for a sixth-round pick in the 2020 NFL Draft.
- 31 Released ILB **Tyrell Adams** and P **Bryan Anger**.

2019 TEXANS TRANSACTIONS

AUGUST (cont.)

- 31 Waived WR **Floyd Allen**, LB **Jesse Aniebonam**, CB **Derrick Baity**, OLB **Davin Bellamy**, CB **Briean Boddy-Calhoun**, RB **Damarea Crockett**, OLB **Jamal Davis II**, T **Christian DiLauro**, WR **Johnnie Dixon**, NT **Javi Edwards**, S **Austin Exford**, RB **Josh Ferguson**, WR **Chad Hansen**, DE **Joel Heath**, S **A.J. Hendy**, RB **Karan Higdon Jr.**, DE **Albert Huggins**, S **Chris Johnson**, WR **Tyron Johnson**, T **Rick Leonard**, WR **Steven Mitchell Jr.**, NT **Walter Palmore**, CB **Jermaine Ponder**, OLB **Gimel President**, G **Malcolm Pridgeon**, G **Maurquice Shakir**, WR **Vyncint Smith**, DE **Tracy Sprinkle**, QB **Jordan Ta'amu** and WR **Jester Weah**.
- 31 Waived-injured ILB **B.J. Bello** and ILB **Xavier Woodson**.
- 31 Placed QB **Joe Webb III** on the Reserve/Injured list.
- 31 DE/OLB **Jadeveon Clowney** signed as a franchise player.

SEPTEMBER

- 2 Traded for OLB **Jacob Martin**, OLB **Barkevious Mingo** and a 2020 third-round pick from the Seattle Seahawks for DE/OLB **Jadeveon Clowney**.
- 2 Traded for T **Laremy Tunsil**, WR **Kenny Stills**, a 2020 fourth-round pick and a 2021 sixth-round pick for CB **Johnson Bademosi**, T **Julián Davenport**, a 2020 first-round pick, a 2021 first-round pick and a 2021 second-round pick.
- 2 Signed free agent CB **Cornell Armstrong** and TE **Logan Paulsen**.
- 2 Released T **Matt Kalil**.
- 2 Placed TE **Jordan Thomas** and TE **Kahale Warring** on the Reserve/Injured list.
- 2 Signed ILB **Tyrell Adams**, S **Austin Exford**, RB **Karan Higdon Jr.**, DE **Albert Huggins**, S **Chris Johnson**, T **Rick Leonard**, QB **Alex McGough**, WR **Steven Mitchell Jr.**, OLB **Wyatt Ray** and WR **Vyncint Smith** to the practice squad.
- 4 Waived ILB **B.J. Bello** from the Reserve/Injured list with an injury settlement.
- 10 Signed C **Nick Martin** to a contract extension.
- 10 Signed QB **Alex McGough** to active roster from practice squad.
- 10 Waived CB **Cornell Armstrong**.
- 11 Signed free agent CB **Phillip Gaines**.
- 11 Released CB **Aaron Colvin**.
- 12 Signed CB **Cornell Armstrong** to the practice squad.
- 17 Signed free agent P **Bryan Anger**.
- 17 Waived P **Trevor Daniel**.
- 24 Signed free agent WR **Tyron Johnson** to the practice squad.
- 25 Signed ILB **Tyrell Adams** to active roster from practice squad.
- 25 Placed G **Senio Kelemete** on the Reserve/Injured list.
- 25 Signed T **Christian DiLauro** & WR **Chad Hansen** to practice squad.
- 25 Released WR **Tyron Johnson** from the practice squad.

OCTOBER

- 1 Signed free agent S **Mike Adams** to the active roster.
- 1 Waived TE **Jerrell Adams** from the active roster.
- 1 Signed free agent S **Jonathan Owens** to the practice squad.
- 1 Released T **Christian DiLauro** & S **Austin Exford** from practice squad.
- 2 Signed free agent T **Elijah Nkansah** to the practice squad.
- 3 Signed free agent TE **Jerrell Adams** to the practice squad.
- 3 Released OLB **Wyatt Ray** from the practice squad.
- 7 Waived ILB **Xavier Woodson** from the Reserve/Injured list with an injury settlement.
- 9 Signed free agent TE **Keenen Brown** and C/G **Marcus Henry** to the practice squad.
- 9 Released TE **Jerrell Adams** & S **Chris Johnson** from practice squad.
- 16 Signed free agent T **Chris Clark** to the active roster.
- 16 Placed T **Seantrel Henderson** on Reserve/Non-Football Injury list.

OCTOBER (cont.)

- 16 Signed T **Dan Skipper** to the active roster from the New England Patriots practice squad.
- 16 Waived QB **Alex McGough** from the active roster.
- 16 Signed free agent T **Kyle Murphy** to the practice squad.
- 16 Released G/T **Marcus Henry** from the practice squad.
- 19 Signed free agent QB **Alex McGough** to the practice squad.
- 19 Released TE **Keenen Brown** from the practice squad.
- 22 Traded for CB **Gareon Conley** from the Oakland Raiders for a 2020 third-round pick.
- 22 Signed WR **Steven Mitchell Jr.** to the active roster from the practice squad.
- 22 Released TE **Logan Paulsen** from the active roster.
- 22 Signed free agent TE **Jerrell Adams** and NT **Javi Edwards** to the practice squad.
- 22 Placed CB **Phillip Gaines** on the Reserve/Injured list.
- 25 Signed CB **Cornell Armstrong** to the active roster from the practice squad.
- 25 Waived CB **Xavier Crawford** from the active roster.
- 29 Signed free agent CB **Anthony Chesley** and NT **Eddie Vanderdoes** to the practice squad.
- 29 Released NT **Javi Edwards** from the practice squad.
- 30 Signed free agent CB **Briean Boddy-Calhoun** to active roster.
- 30 Placed DE **J.J. Watt** on the Reserve/Injured list.

NOVEMBER

- 11 Signed free agent DE **Joel Heath** to the active roster.
- 11 Waived T **Dan Skipper** from the active roster.
- 13 Claimed CB **Vernon Hargreaves III** off waivers from the Tampa Bay Buccaneers.
- 13 Waived CB **Briean Boddy-Calhoun** from the active roster.
- 19 Waived T **Seantrel Henderson** from the Reserve/Non-Football Injury list with an injury settlement.
- 21 Activated TE **Jordan Thomas** off the Reserve/Injured list.
- 21 Signed S **Jonathan Owens** to active roster from practice squad.
- 21 Waived DE **Joel Heath** and WR **Steven Mitchell Jr.** from the active roster.
- 23 Signed free agent DE **Joel Heath** and WR **Steven Mitchell Jr.** to the active roster.
- 23 Waived S **Jonathan Owens** from the active roster.
- 23 Placed ILB **Dylan Cole** on the Reserve/Injured list.
- 26 Signed free agent S **Jonathan Owens** to the practice squad.
- 30 Signed NT **Eddie Vanderdoes** to active roster from practice squad.
- 30 Placed G/T **Tytus Howard** on the Reserve/Injured list.

DECEMBER

- 3 Signed free agent ILB **Nate Hall** to the practice squad.
- 3 Released TE **Jerrell Adams** from the practice squad.
- 4 Signed free agent S **Shalom Luani** to the practice squad.
- 28 Signed T **Elijah Nkansah** to active roster the practice squad.
- 28 Waived DE **Joel Heath** from the active roster.
- 28 Signed P **Bryan Anger** & OLB **Whitney Mercilus** to extensions.
- 31 Activated DE **J.J. Watt** off the Reserve/Injured list.
- 31 Placed S **Tashaun Gipson Sr.** on the Reserve/Injured list.

JANUARY

- 6 Signed free agent OLB **Davin Bellamy** to the practice squad.
- 13 Signed OLB **Davin Bellamy**, CB **Anthony Chesley**, ILB **Nate Hall**, WR **Chad Hansen**, RB **Karan Higdon Jr.**, T **Rick Leonard**, S **Shalom Luani**, QB **Alex McGough**, T **Kyle Murphy** and S **Jonathan Owens** to reserve/future contracts.

2019 NFL STANDINGS

AMERICAN FOOTBALL CONFERENCE

EAST DIVISION

TEAM	W	L	T	PCT	PF	PA	NET PTS	HOME	AWAY	CONF	DIV	STREAK
New England Patriots	12	4	0	.750	420	225	195	6-2-0	6-2-0	8-4-0	5-1-0	Loss 1
Buffalo Bills	10	6	0	.625	314	259	55	4-4-0	6-2-0	7-5-0	3-3-0	Loss 2
New York Jets	7	9	0	.438	276	359	-83	5-3-0	2-6-0	4-8-0	2-4-0	Won 2
Miami Dolphins	5	11	0	.313	306	494	-188	3-5-0	2-6-0	4-8-0	2-4-0	Won 2

NORTH DIVISION

TEAM	W	L	T	PCT	PF	PA	NET PTS	HOME	AWAY	CONF	DIV	STREAK
Baltimore Ravens	14	2	0	.875	531	282	249	7-1-0	7-1-0	10-2-0	5-1-0	Won 12
Pittsburgh Steelers	8	8	0	.500	289	303	-14	5-3-0	3-5-0	6-6-0	3-3-0	Loss 3
Cleveland Browns	6	10	0	.375	335	393	-58	4-4-0	2-6-0	6-6-0	3-3-0	Loss 3
Cincinnati Bengals	2	14	0	.125	279	420	-141	2-6-0	0-8-0	2-10-0	1-5-0	Won 1

SOUTH DIVISION

TEAM	W	L	T	PCT	PF	PA	NET PTS	HOME	AWAY	CONF	DIV	STREAK
Houston Texans	10	6	0	.625	378	385	-7	5-3-0	5-3-0	8-4-0	4-2-0	Loss 1
Tennessee Titans	9	7	0	.563	402	331	71	4-4-0	5-3-0	7-5-0	3-3-0	Won 1
Indianapolis Colts	7	9	0	.438	361	373	-12	5-3-0	2-6-0	5-7-0	3-3-0	Loss 1
Jacksonville Jaguars	6	10	0	.375	300	397	-97	3-5-0	3-5-0	6-6-0	2-4-0	Won 1

WEST DIVISION

TEAM	W	L	T	PCT	PF	PA	NET PTS	HOME	AWAY	CONF	DIV	STREAK
Kansas City Chiefs	12	4	0	.750	451	308	143	5-3-0	7-1-0	9-3-0	6-0-0	Won 6
Denver Broncos	7	9	0	.438	282	316	-34	5-3-0	2-6-0	6-6-0	3-3-0	Won 2
Las Vegas Raiders	7	9	0	.438	313	419	-106	5-3-0	2-6-0	5-7-0	3-3-0	Loss 1
Los Angeles Chargers	5	11	0	.313	337	345	-8	2-6-0	3-5-0	3-9-0	0-6-0	Loss 3

NATIONAL FOOTBALL CONFERENCE

EAST DIVISION

TEAM	W	L	T	PCT	PF	PA	NET PTS	HOME	AWAY	CONF	DIV	STREAK
Philadelphia Eagles	9	7	0	.563	385	354	31	5-3-0	4-4-0	7-5-0	5-1-0	Won 4
Dallas Cowboys	8	8	0	.500	434	321	113	5-3-0	3-5-0	7-5-0	5-1-0	Won 1
New York Giants	4	12	0	.250	341	451	-110	2-6-0	2-6-0	3-9-0	2-4-0	Loss 1
Washington	3	13	0	.188	266	435	-169	1-7-0	2-6-0	2-10-0	0-6-0	Loss 4

NORTH DIVISION

TEAM	W	L	T	PCT	PF	PA	NET PTS	HOME	AWAY	CONF	DIV	STREAK
Green Bay Packers	13	3	0	.813	376	313	63	7-1-0	6-2-0	10-2-0	6-0-0	Won 5
Minnesota Vikings	10	6	0	.625	407	303	104	6-2-0	4-4-0	7-5-0	2-4-0	Loss 2
Chicago Bears	8	8	0	.500	280	298	-18	4-4-0	4-4-0	7-5-0	4-2-0	Won 1
Detroit Lions	3	12	1	.188	341	423	-82	2-6-0	1-6-1	2-9-1	0-6-0	Loss 9

SOUTH DIVISION

TEAM	W	L	T	PCT	PF	PA	NET PTS	HOME	AWAY	CONF	DIV	STREAK
New Orleans Saints	13	3	0	.813	458	341	117	6-2-0	7-1-0	9-3-0	5-1-0	Won 3
Atlanta Falcons	7	9	0	.438	381	399	-18	3-5-0	4-4-0	6-6-0	4-2-0	Won 4
Tampa Bay Buccaneers	7	9	0	.438	458	449	9	2-6-0	5-3-0	5-7-0	2-4-0	Loss 2
Carolina Panthers	5	11	0	.313	340	470	-130	2-6-0	3-5-0	2-10-0	1-5-0	Loss 8

WEST DIVISION

TEAM	W	L	T	PCT	PF	PA	NET PTS	HOME	AWAY	CONF	DIV	STREAK
San Francisco 49ers	13	3	0	.813	479	310	169	6-2-0	7-1-0	10-2-0	5-1-0	Won 2
Seattle Seahawks	11	5	0	.688	405	398	7	4-4-0	7-1-0	8-4-0	3-3-0	Loss 2
Los Angeles Rams	9	7	0	.563	394	364	30	5-3-0	4-4-0	7-5-0	3-3-0	Won 1
Arizona Cardinals	5	10	1	.313	361	442	-81	2-5-1	3-5-0	3-8-1	1-5-0	Loss 1

2019 GAME SUMMARIES



WEEK 1

Houston Texans 28, New Orleans Saints 30

73,039 Mercedes-Benz Superdome New Orleans, La. Sep 9, 2019



Houston Texans	0	14	7	7	—	28
New Orleans Saints	0	3	14	13	—	30

Scoring Drives

TEAM	QTR	TIME	SCORING PLAY	HOU	NO
Texans	2	14:13	D.Watson 21 yd. run (K.Fairbairn kick) (7-94, 3:42)	7	0
Saints	2	09:22	W.Lutz 32 yd. Field Goal (11-65, 4:51)	8	3
Texans	2	01:47	D.Hopkins 2 yd. pass from D.Watson (K.Fairbairn kick) (16-75, 7:35)	14	3
Saints	3	12:51	L.Murray 30 yd. run (W.Lutz kick) (5-83, 2:09)	14	10
Texans	3	08:20	D.Hopkins 16 yd. pass from D.Watson (K.Fairbairn kick) (9-75, 4:31)	21	10
Saints	3	02:39	T.Hill 9 yd. pass from D.Brees (W.Lutz kick) (11-75, 5:41)	21	17
Saints	4	14:55	T.Smith 14 yd. pass from D.Brees (W.Lutz kick) (4-49, 1:53)	21	24
Saints	4	00:50	W.Lutz 47 yd. Field Goal (8-64, 2:39)	21	27
Texans	4	00:37	K.Stills 37 yd. pass from D.Watson (K.Fairbairn kick) (2-75, 0:13)	28	27
Saints	4	00:00	W.Lutz 58 yd. Field Goal (6-35, 0:37)	28	30

Houston Texans

PASSING	ATT	CP	YDS	SK/YD	TD	LG	INT	RTG
Deshaun Watson	30	20	268	6/34	3	54	1	114.3
TOTAL	30	20	268	6/34	3	54	1	114.3

RUSHING	ATT	YDS	AVG	LG	TD
Carlos Hyde	10	83	8.3	20	0
Duke Johnson	9	57	6.3	32	0
Deshaun Watson	4	40	10.0	21t	1
TOTAL	23	180	7.8	32	1

RECEIVING	NO	YDS	AVG	LG	TD
DeAndre Hopkins	8	111	13.9	38	2
Duke Johnson	4	33	8.3	13	0
Kenny Stills	3	37	12.3	37t	1
Will Fuller V	2	69	34.5	54	0
Carlos Hyde	1	2	2.0	2	0
DeAndre Carter	1	-1	-1.0	-1	0
Jordan Akins	1	17	17.0	17	0
TOTAL	20	268	13.4	54	3

TOP DEFENSE	TOT	SOLO	AST	SCK	YDS	INT
Justin Reid	10	8	2	0.0	0.0	0
Bradley Roby	9	8	1	0.0	0.0	0
Johnathan Joseph	7	6	1	0.0	0.0	0

FIELD GOALS	FGA/FGM	PERCENT	RESULTS
No Field Goals			

New Orleans Saints

PASSING	ATT	CP	YDS	SK/YD	TD	LG	INT	RTG
Drew Brees	43	32	370	1/8	2	41	1	105.8
TOTAL	43	32	370	1/8	2	41	1	105.8

RUSHING	ATT	YDS	AVG	LG	TD
Alvin Kamara	13	97	7.5	28	0
Lataavius Murray	6	43	7.2	30t	1
Taysom Hill	2	8	4.0	6	0
TOTAL	21	148	7.0	30	1

RECEIVING	NO	YDS	AVG	LG	TD
Michael Thomas	10	123	12.3	24	0
Alvin Kamara	7	72	10.3	41	0
Ted Ginn Jr.	7	101	14.4	41	0
Jared Cook	2	37	18.5	31	0
Lataavius Murray	2	4	2.0	3	0
Tre'Quan Smith	2	26	13.0	14t	1
Josh Hill	1	-2	-2.0	-2	0
Taysom Hill	1	9	9.0	9t	1
TOTAL	32	370	11.6	41	2

TOP DEFENSE	TOT	SOLO	AST	SCK	YDS	INT
Vonn Bell	7	5	2	0.0	0.0	0
Cameron Jordan	6	3	3	1.0	5.0	0
Alex Anzalone	5	5	0	1.0	6.0	0

FIELD GOALS	FGA/FGM	PERCENT	RESULTS
Wil Lutz	4-3	75.0	(32) 56WL (47, 58)
TOTAL	4-3	75.0	

Team Statistics

	Texans	Saints
First Downs	22	25
Total Net Yards	414	510
Rushes/Net Yards	23/180	21/148
Net Passing	234	362
Pass Attempts/Completions	30/20	43/32
Had Intercepted	1	1
Sacked/Yards Lost	6/34	1/8
Punts/Average	4/43.0	2/44.0
Penalties/Yards	8/69	7/48
Fumbles/Lost	0/0	1/0
Possession Time	29:47	30:13

2019 GAME SUMMARIES



WEEK 2

Jacksonville Jaguars 12, Houston Texans 13

71,651 NRG Stadium Houston, Texas Sep 15, 2019



Jacksonville Jaguars	0	3	0	9	—	12
Houston Texans	3	3	0	7	—	13

Scoring Drives

TEAM	QTR	TIME	SCORING PLAY	JAX	HOU
Texans	1	01:54	K.Fairbairn 39 yd. Field Goal (15-71, 7:15)	0	3
Jaguars	2	03:17	J.Lambo 40 yd. Field Goal (10-47, 5:20)	3	3
Texans	2	00:00	K.Fairbairn 22 yd. Field Goal (11-71, 3:17)	3	7
Texans	4	11:35	D.Watson 2 yd. run (K.Fairbairn kick) (4-11, 1:24)	3	13
Jaguars	4	06:01	J.Lambo 32 yd. Field Goal (9-61, 5:34)	6	13
Jaguars	4	00:30	D.Chark 4 yd. pass from G.Minschew (run failed) (14-68, 3:06)	12	13

Jacksonville Jaguars

PASSING	ATT	CP	YDS	SK/YD	TD	LG	INT	RTG
Gardner Minshew II	33	23	213	4/35	1	31	0	97.2
TOTAL	33	23	213	4/35	1	31	0	97.2

RUSHING	ATT	YDS	AVG	LG	TD
Gardner Minshew II	6	56	9.3	21	0
Leonard Fournette	15	47	3.1	14	0
TOTAL	21	103	4.9	21	0

RECEIVING	NO	YDS	AVG	LG	TD
DJ Chark Jr.	7	55	7.9	14	1
Chris Conley	4	73	18.3	31	0
James O'Shaughnessy	4	28	7.0	10	0
Leonard Fournette	4	40	10.0	20	0
Geoff Swaim	3	14	4.7	9	0
Dede Westbrook	1	3	3.0	3	0
TOTAL	23	213	9.3	31	1

TOP DEFENSE	TOT	SOLO	AST	SCK	YDS	INT
Jarrod Wilson	8	4	4	0.0	0.0	0
Quincy Williams	8	6	2	0.0	0.0	0
Ronnie Harrison	8	4	4	1.0	0.0	0

FIELD GOALS	FGA/FGM	PERCENT	RESULTS
Josh Lambo	2-2	100.0	(40, 32)
TOTAL	2-2	100.0	

Houston Texans

PASSING	ATT	CP	YDS	SK/YD	TD	LG	INT	RTG
Deshaun Watson	29	16	159	4/22	0	31	0	70.9
TOTAL	29	16	159	4/22	0	31	0	70.9

RUSHING	ATT	YDS	AVG	LG	TD
Carlos Hyde	20	90	4.5	14	0
Duke Johnson	6	31	5.2	19	0
Deshaun Watson	4	5	1.3	4	1
TOTAL	30	126	4.2	19	1

RECEIVING	NO	YDS	AVG	LG	TD
DeAndre Hopkins	5	40	8.0	14	0
Will Fuller V	4	40	10.0	28	0
Jordan Akins	2	25	12.5	16	0
Keke Coutee	2	7	3.5	6	0
Kenny Stills	2	38	19.0	31	0
Darren Fells	1	9	9.0	9	0
TOTAL	16	159	9.9	31	0

TOP DEFENSE	TOT	SOLO	AST	SCK	YDS	INT
Zach Cunningham	10	9	1	1.0	8.0	0
Benardrick McKinney	7	5	2	0.0	0.0	0
Johnathan Joseph	7	5	2	0.0	0.0	0

FIELD GOALS	FGA/FGM	PERCENT	RESULTS
Ka'imi Fairbairn	2-2	100.0	(39, 22)
TOTAL	2-2	100.0	

Team Statistics

	Jaguars	Texans
First Downs	16	17
Total Net Yards	281	263
Rushes/Net Yards	21/103	30/126
Net Passing	178	137
Pass Attempts/Completions	33/23	29/16
Had Intercepted	0	0
Sacked/Yards Lost	4/35	4/22
Punts/Average	6/48.0	7/43.9
Penalties/Yards	9/70	7/47
Fumbles/Lost	3/1	2/0
Possession Time	30:01	29:59

2019 GAME SUMMARIES



WEEK 3

Houston Texans 27, Los Angeles Chargers 20

25,349 Dignity Health Sports Park Carson, Calif. Sep 22, 2019



Houston Texans	0	7	14	6	—	27
Los Angeles Chargers	7	10	0	3	—	20

Scoring Drives

TEAM	QTR	TIME	SCORING PLAY	HOU	LAC
Chargers	1	09:41	K.Allen 7 yd. pass from P.Rivers (T.Long kick) (3-15, 1:28)	0	7
Chargers	2	10:32	T.Long 34 yd. Field Goal (15-72, 8:41)	1	10
Texans	2	08:11	D.Fells 16 yd. pass from D.Watson (K.Fairbairn kick) (5-75, 2:21)	7	10
Chargers	2	00:22	K.Allen 12 yd. pass from P.Rivers (T.Long kick) (8-89, 1:18)	7	17
Texans	3	07:31	C.Hyde 3 yd. run (K.Fairbairn kick) (8-55, 3:37)	14	17
Texans	3	01:19	J.Akins 15 yd. pass from D.Watson (K.Fairbairn kick) (6-73, 2:24)	21	17
Texans	4	09:40	J.Akins 53 yd. pass from D.Watson (kick failed, wr) (7-82, 3:48)	27	17
Chargers	4	07:14	T.Long 43 yd. Field Goal (6-50, 2:26)	27	20

Houston Texans

PASSING	ATT	CP	YDS	SK/YD	TD	LG	INT	RTG
Deshaun Watson	34	25	351	2/14	3	53	0	135.8
TOTAL	34	25	351	2/14	3	53	0	135.8

RUSHING	ATT	YDS	AVG	LG	TD
Carlos Hyde	10	19	1.9	10	1
Deshaun Watson	7	18	2.6	15	0
Duke Johnson	2	2	1.0	1	0
TOTAL	19	39	2.1	15	1

RECEIVING	NO	YDS	AVG	LG	TD
DeAndre Hopkins	6	67	11.2	34	0
Darren Fells	5	49	9.8	16t	1
Will Fuller V	5	51	10.2	30	0
Kenny Stills	4	89	22.3	38	0
Jordan Akins	3	73	24.3	53t	2
Duke Johnson	2	22	11.0	15	0
TOTAL	25	351	14.0	53	3

TOP DEFENSE	TOT	SOLO	AST	SCK	YDS	INT
Johnathan Joseph	9	8	1	0.0	0.0	0
Justin Reid	9	7	2	0.0	0.0	0
Benardrick McKinney	7	3	4	0.5	3.5	0

FIELD GOALS	FGA/FGM	PERCENT	RESULTS
Ka'imi Fairbairn	1-0	0.0	56WR
TOTAL	1-0	0	

Los Angeles Chargers

PASSING	ATT	CP	YDS	SK/YD	TD	LG	INT	RTG
Philip Rivers	46	31	318	5/25	2	34	0	101.5
TOTAL	46	31	318	5/25	2	34	0	101.5

RUSHING	ATT	YDS	AVG	LG	TD
Austin Ekeler	9	36	4.0	11	0
Justin Jackson	5	26	5.2	10	0
Philip Rivers	2	9	4.5	8	0
Keenan Allen	1	3	3.0	3	0
Derek Watt	1	-1	-1.0	-1	0
TOTAL	18	73	4.1	11	0

RECEIVING	NO	YDS	AVG	LG	TD
Keenan Allen	13	183	14.1	34	2
Austin Ekeler	7	45	6.4	13	0
Justin Jackson	4	4	1.0	9	0
Mike Williams	3	45	15.0	20	0
Travis Benjamin	2	5	2.5	12	0
Dontrelle Inman	1	23	23.0	23	0
Lance Kendricks	1	13	13.0	13	0
TOTAL	31	318	10.3	34	2

TOP DEFENSE	TOT	SOLO	AST	SCK	YDS	INT
Thomas Davis Sr.	8	5	3	0.5	4.5	0
Roderic Teamer	7	6	1	0.0	0.0	0
Denzel Perryman	6	3	3	0.0	0.0	0

FIELD GOALS	FGA/FGM	PERCENT	RESULTS
Ty Long	2-2	100.0	(34, 43)
TOTAL	2-2	100.0	

Team Statistics

	Texans	Chargers
First Downs	20	22
Total Net Yards	376	366
Rushes/Net Yards	19/39	18/73
Net Passing	337	293
Pass Attempts/Completions	34/25	46/31
Had Intercepted	0	0
Sacked/Yards Lost	2/14	5/25
Punts/Average	4/45.0	4/48.3
Penalties/Yards	6/65	7/69
Fumbles/Lost	2/1	1/1
Possession Time	28:12	31:48

2019 GAME SUMMARIES



WEEK 4

Carolina Panthers 16, Houston Texans 10

71,699 NRG Stadium Houston, Texas Sep 29, 2019



Carolina Panthers	3	7	0	6	—	16
Houston Texans	0	3	7	0	—	10

Scoring Drives

TEAM	QTR	TIME	SCORING PLAY	CAR	HOU
Panthers	1	02:23	J.Slye 48 yd. Field Goal (6-29, 2:32)	3	0
Texans	2	07:59	K.Fairbairn 37 yd. Field Goal (10-66, 4:35)	4	3
Panthers	2	01:08	C.McCaffrey 3 yd. run (J.Slye kick) (5-54, 1:08)	10	3
Texans	3	08:39	D.Watson 1 yd. run (K.Fairbairn kick) (4-18, 1:48)	10	10
Panthers	4	14:50	J.Slye 55 yd. Field Goal (9-42, 3:50)	13	10
Panthers	4	00:28	J.Slye 26 yd. Field Goal (7-25, 3:37)	16	10

Carolina Panthers

PASSING	ATT	CP	YDS	SK/YD	TD	LG	INT	RTG
Kyle Allen	34	24	232	3/29	0	27	0	89.3
TOTAL	34	24	232	3/29	0	27	0	89.3

RUSHING	ATT	YDS	AVG	LG	TD
Christian McCaffrey	27	93	3.4	13	1
Curtis Samuel	1	1	1.0	1	0
TOTAL	28	94	3.4	13	1

RECEIVING	NO	YDS	AVG	LG	TD
Christian McCaffrey	10	86	8.6	21	0
Jarius Wright	5	59	11.8	27	0
Curtis Samuel	3	32	10.7	12	0
DJ Moore	3	44	14.7	16	0
Greg Olsen	2	5	2.5	3	0
Chris Hogan	1	6	6.0	6	0
TOTAL	24	232	9.7	27	0

TOP DEFENSE	TOT	SOLO	AST	SCK	YDS	INT
Shaq Thompson	12	7	5	1.0	7.0	0
Luke Kuechly	8	3	5	0.0	0.0	0
Eric Reid	6	4	2	0.0	0.0	0

FIELD GOALS	FGA/FGM	PERCENT	RESULTS
Joey Slye	3-3	100.0	(48, 55, 26)
TOTAL	3-3	100.0	

Houston Texans

PASSING	ATT	CP	YDS	SK/YD	TD	LG	INT	RTG
Deshaun Watson	33	21	160	6/32	0	14	0	75.3
DeAndre Hopkins	1	0	0	0/0	0	0	1	0.0
TOTAL	34	21	160	6/32	0	14	1	60.9

RUSHING	ATT	YDS	AVG	LG	TD
Carlos Hyde	12	58	4.8	25	0
Duke Johnson	6	56	9.3	40	0
Deshaun Watson	3	12	4.0	10	1
Keke Coutee	1	10	10.0	10	0
TOTAL	22	136	6.2	40	1

RECEIVING	NO	YDS	AVG	LG	TD
DeAndre Hopkins	5	41	8.2	14	0
Carlos Hyde	4	6	1.5	6	0
Jordan Akins	3	21	7.0	10	0
Will Fuller V	3	23	7.7	12	0
Duke Johnson	2	22	11.0	12	0
Kenny Stills	2	24	12.0	14	0
Darren Fells	1	12	12.0	12	0
Keke Coutee	1	11	11.0	11	0
TOTAL	21	160	7.6	14	0

TOP DEFENSE	TOT	SOLO	AST	SCK	YDS	INT
Zach Cunningham	14	8	6	0.0	0.0	0
Benardrick McKinney	12	5	7	0.0	0.0	0
Justin Reid	10	9	1	0.0	0.0	0

FIELD GOALS	FGA/FGM	PERCENT	RESULTS
Ka'imi Fairbairn	2-1	50.0	52WR (37)
TOTAL	2-1	50.0	

Team Statistics

	Panthers	Texans
First Downs	19	18
Total Net Yards	297	264
Rushes/Net Yards	28/94	22/136
Net Passing	203	128
Pass Attempts/Completions	34/24	34/21
Had Intercepted	0	1
Sacked/Yards Lost	3/29	6/32
Punts/Average	4/39.5	5/51.4
Penalties/Yards	6/35	7/81
Fumbles/Lost	3/3	1/1
Possession Time	30:38	29:22

2019 GAME SUMMARIES



WEEK 5

Atlanta Falcons 32, Houston Texans 53

71,787 NRG Stadium Houston, Texas Oct 6, 2019



Atlanta Falcons	7	10	0	15	—	32
Houston Texans	7	9	17	20	—	53

Scoring Drives

TEAM	QTR	TIME	SCORING PLAY	ATL	HOU
Falcons	1	09:03	M.Sanu 14 yd. pass from M.Ryan (M.Bryant kick) (6-66, 2:35)	7	0
Texans	1	04:09	W.Fuller 6 yd. pass from D.Watson (K.Fairbairn kick) (11-75, 4:54)	7	7
Falcons	2	14:52	M.Bryant 35 yd. Field Goal (10-57, 4:17)	10	7
Texans	2	12:06	W.Fuller 33 yd. pass from D.Watson (kick failed, wl) (6-60, 2:46)	10	13
Texans	2	04:02	K.Fairbairn 50 yd. Field Goal (10-60, 5:08)	11	16
Falcons	2	00:22	D.Freeman 9 yd. pass from M.Ryan (M.Bryant kick) (11-82, 3:40)	17	16
Texans	3	11:51	C.Hyde 1 yd. run (K.Fairbairn kick) (7-75, 3:09)	17	23
Texans	3	07:37	K.Fairbairn 26 yd. Field Goal (7-59, 2:29)	17	27
Texans	3	01:58	D.Fells 8 yd. pass from D.Watson (K.Fairbairn kick) (6-88, 3:46)	17	33
Falcons	4	11:16	M.Ryan 1 yd. run (M.Ryan-A.Hooper pass) (7-16, 3:25)	25	33
Texans	4	06:24	D.Fells 12 yd. pass from D.Watson (K.Fairbairn kick) (9-81, 5:00)	25	40
Falcons	4	03:22	C.Ridley 29 yd. pass from M.Ryan (M.Bryant kick) (8-75, 3:02)	32	40
Texans	4	01:51	W.Fuller 44 yd. pass from D.Watson (K.Fairbairn kick) (6-60, 1:31)	32	47
Texans	4	00:24	T.Gipson 79 yd. interception return (kick failed, wl)	32	53

Atlanta Falcons

PASSING	ATT	CP	YDS	SK/YD	TD	LG	INT	RTG
Matt Ryan	46	32	330	2/14	3	29	1	102.6
TOTAL	46	32	330	2/14	3	29	1	102.6

RUSHING	ATT	YDS	AVG	LG	TD
Devonta Freeman	11	30	2.7	21	0
Ito Smith	5	19	3.8	11	0
Matt Ryan	3	7	2.3	7	1
Mohamed Sanu	1	1	1.0	1	0
TOTAL	20	57	2.9	21	1

RECEIVING	NO	YDS	AVG	LG	TD
Austin Hooper	6	56	9.3	18	0
Ito Smith	6	45	7.5	10	0
Calvin Ridley	5	88	17.6	29t	1
Devonta Freeman	5	40	8.0	9t	1
Mohamed Sanu	5	42	8.4	14t	1
Julio Jones	3	42	14.0	20	0
Justin Hardy	1	5	5.0	5	0
Russell Gage	1	12	12.0	12	0
TOTAL	32	330	10.3	29	3

TOP DEFENSE	TOT	SOLO	AST	SCK	YDS	INT
Deion Jones	11	6	5	0.0	0.0	0
De'Vondre Campbell	10	8	2	0.0	0.0	0
Ricardo Allen	8	5	3	0.0	0.0	0

FIELD GOALS	FGA/FGM	PERCENT	RESULTS
Matt Bryant	1-1	100.0	(35)
TOTAL	1-1	100.0	

Houston Texans

PASSING	ATT	CP	YDS	SK/YD	TD	LG	INT	RTG
Deshaun Watson	33	28	426	0/0	5	51	0	158.3
TOTAL	33	28	426	0/0	5	51	0	158.3

RUSHING	ATT	YDS	AVG	LG	TD
Carlos Hyde	21	60	2.9	14	1
Duke Johnson	9	59	6.6	24	0
Deshaun Watson	4	47	11.8	30	0
TOTAL	34	166	4.9	30	1

RECEIVING	NO	YDS	AVG	LG	TD
Will Fuller V	14	217	15.5	44t	3
DeAndre Hopkins	7	88	12.6	29	0
Keke Coutee	3	72	24.0	51	0
Darren Fells	2	20	10.0	12t	2
Duke Johnson	1	8	8.0	8	0
Jordan Akins	1	21	21.0	21	0
TOTAL	28	426	15.2	51	5

TOP DEFENSE	TOT	SOLO	AST	SCK	YDS	INT
Jahleel Addae	10	9	1	0.0	0.0	0
Benardrick McKinney	9	2	7	0.0	0.0	0
Justin Reid	8	3	5	0.0	0.0	0

FIELD GOALS	FGA/FGM	PERCENT	RESULTS
Ka'imi Fairbairn	2-2	100.0	(50, 26)
TOTAL	2-2	100.0	

Team Statistics

	Falcons	Texans
First Downs	22	31
Total Net Yards	373	592
Rushes/Net Yards	20/57	34/166
Net Passing	316	426
Pass Attempts/Completions	46/32	33/28
Had Intercepted	1	0
Sacked/Yards Lost	2/14	0/0
Punts/Average	5/50.2	1/35.0
Penalties/Yards	7/63	9/89
Fumbles/Lost	1/0	5/1
Possession Time	29:00	31:00

2019 GAME SUMMARIES



WEEK 6

Houston Texans 31, Kansas City Chiefs 24

73,323 Arrowhead Stadium Kansas City, Mo. Oct 13, 2019



Houston Texans	3	20	0	8	—	31
Kansas City Chiefs	17	0	7	0	—	24

Scoring Drives

TEAM	QTR	TIME	SCORING PLAY	HOU	KC
Chiefs	1	11:42	T.Hill 46 yd. pass from P.Mahomes (H.Butker kick) (6-91, 3:18)	0	7
Chiefs	1	10:19	H.Butker 41 yd. Field Goal (4--5, 1:17)	0	10
Texans	1	05:46	K.Fairbairn 44 yd. Field Goal (12-49, 4:33)	3	11
Chiefs	1	01:28	Dam.Williams 14 yd. pass from P.Mahomes (H.Butker kick) (9-90, 4:18)	3	17
Texans	2	12:15	D.Johnson 11 yd. pass from D.Watson (kick failed, wr) (10-75, 4:13)	9	17
Texans	2	03:06	C.Hyde 2 yd. run (K.Fairbairn kick) (12-80, 5:36)	16	17
Texans	2	00:16	D.Watson 3 yd. run (K.Fairbairn kick) (1-3, 0:07)	23	17
Chiefs	3	06:30	T.Hill 6 yd. pass from P.Mahomes (H.Butker kick) (10-64, 4:25)	23	24
Texans	4	06:17	D.Watson 1 yd. run (D.Watson-D.Hopkins pass) (12-93, 8:32)	31	24

Houston Texans

PASSING	ATT	CP	YDS	SK/YD	TD	LG	INT	RTG
Deshaun Watson	42	30	280	0/0	1	23	2	77.5
TOTAL	42	30	280	0/0	1	23	2	77.5

RUSHING	ATT	YDS	AVG	LG	TD
Carlos Hyde	26	116	4.5	26	1
Deshaun Watson	10	42	4.2	10	2
Duke Johnson	5	34	6.8	15	0
TOTAL	41	192	4.7	26	3

RECEIVING	NO	YDS	AVG	LG	TD
DeAndre Hopkins	9	55	6.1	18	0
Darren Fells	6	69	11.5	18	0
Will Fuller V	5	44	8.8	12	0
Keke Coutee	4	39	9.8	23	0
Jordan Akins	3	39	13.0	23	0
Duke Johnson	2	20	10.0	11t	1
Carlos Hyde	1	14	14.0	14	0
TOTAL	30	280	9.3	23	1

TOP DEFENSE	TOT	SOLO	AST	SCK	YDS	INT
Tashaun Gipson Sr.	5	3	2	0.0	0.0	1
Zach Cunningham	5	3	2	0.0	0.0	0
Benardrick McKinney	4	3	1	0.0	0.0	0

FIELD GOALS	FGA/FGM	PERCENT	RESULTS
Ka'imi Fairbairn	2-1	50.0	(44) 46WL
TOTAL	2-1	50.0	

Kansas City Chiefs

PASSING	ATT	CP	YDS	SK/YD	TD	LG	INT	RTG
Patrick Mahomes	35	19	273	1/17	3	52	1	96.5
TOTAL	35	19	273	1/17	3	52	1	96.5

RUSHING	ATT	YDS	AVG	LG	TD
LeSean McCoy	8	44	5.5	17	0
Damien Williams	1	6	6.0	6	0
De'Anthony Thomas	1	4	4.0	4	0
Patrick Mahomes	1	-1	-1.0	-1	0
TOTAL	11	53	4.8	17	0

RECEIVING	NO	YDS	AVG	LG	TD
Tyreek Hill	5	80	16.0	46t	2
Mecole Hardman	4	45	11.3	14	0
Travis Kelce	4	58	14.5	18	0
Byron Pringle	2	24	12.0	19	0
LeSean McCoy	2	0	0.0	4	0
Damien Williams	1	14	14.0	14t	1
Darrel Williams	1	52	52.0	52	0
TOTAL	19	273	14.4	52	3

TOP DEFENSE	TOT	SOLO	AST	SCK	YDS	INT
Tyrann Mathieu	10	10	0	0.0	0.0	0
Charvarius Ward	8	7	1	0.0	0.0	1
Darron Lee	8	5	3	0.0	0.0	0

FIELD GOALS	FGA/FGM	PERCENT	RESULTS
Harrison Butker	2-1	50.0	(41) 50WR
TOTAL	2-1	50.0	

Team Statistics

	Texans	Chiefs
First Downs	35	20
Total Net Yards	472	309
Rushes/Net Yards	41/192	11/53
Net Passing	280	256
Pass Attempts/Completions	42/30	35/19
Had Intercepted	2	1
Sacked/Yards Lost	0/0	1/17
Punts/Average	0/0.0	2/59.5
Penalties/Yards	10/70	11/79
Fumbles/Lost	1/1	1/1
Possession Time	39:48	20:12

2019 GAME SUMMARIES



WEEK 7

Houston Texans 23, Indianapolis Colts 30

59,977 🦋 Lucas Oil Stadium 🦋 Indianapolis, Ind. 🦋 Oct 20, 2019



Houston Texans	0	9	7	7	—	23
Indianapolis Colts	7	7	14	2	—	30

Scoring Drives

TEAM	QTR	TIME	SCORING PLAY	HOU	IND
Colts	1	05:01	Z.Pascal 11 yd. pass from J.Brissett (A.Vinatieri kick) (12-94, 4:59)	0	7
Texans	2	08:59	K.Fairbairn 47 yd. Field Goal (7-16, 4:05)	3	7
Texans	2	06:25	K.Fairbairn 31 yd. Field Goal (4--9, 1:02)	6	8
Colts	2	01:49	T.Hilton 2 yd. pass from J.Brissett (A.Vinatieri kick) (9-75, 4:36)	6	14
Texans	2	00:23	K.Fairbairn 26 yd. Field Goal (8-67, 1:26)	9	15
Colts	3	10:29	E.Ebron 4 yd. pass from J.Brissett (A.Vinatieri kick) (8-74, 4:31)	9	21
Texans	3	08:43	K.Coutee 4 yd. run (K.Fairbairn kick) (5-75, 1:46)	16	21
Colts	3	01:14	Z.Pascal 3 yd. pass from J.Brissett (A.Vinatieri kick) (12-75, 7:29)	16	28
Texans	4	06:38	D.Hopkins 4 yd. pass from D.Watson (K.Fairbairn kick) (6-79, 2:03)	23	28
Colts	4	02:41	B.Anger OB in end zone, forced by Z.Pascal, for a Safety	23	30

Houston Texans

PASSING	ATT	CP	YDS	SK/YD	TD	LG	INT	RTG
Deshaun Watson	34	23	308	3/17	1	45	2	81.5
TOTAL	34	23	308	3/17	1	45	2	81.5

RUSHING	ATT	YDS	AVG	LG	TD
Carlos Hyde	12	35	2.9	10	0
Duke Johnson	7	34	4.9	11	0
Deshaun Watson	3	32	10.7	19	0
Keke Coutee	1	4	4.0	4t	1
Bryan Anger	1	-5	-5.0	-5	0
TOTAL	24	100	4.2	19	1

RECEIVING	NO	YDS	AVG	LG	TD
DeAndre Hopkins	9	106	11.8	21	1
Kenny Stills	4	105	26.3	45	0
Keke Coutee	3	25	8.3	13	0
Darren Fells	2	27	13.5	19	0
Duke Johnson	2	22	11.0	12	0
Jordan Akins	2	17	8.5	11	0
Will Fuller V	1	6	6.0	6	0
TOTAL	23	308	13.4	45	1

TOP DEFENSE	TOT	SOLO	AST	SCK	YDS	INT
Benardrick McKinney	7	7	0	0.0	0.0	0
Lonnie Johnson Jr.	7	7	0	0.0	0.0	0
Phillip Gaines	7	6	1	0.0	0.0	0

FIELD GOALS	FGA/FGM	PERCENT	RESULTS
Ka'imi Fairbairn	3-3	100.0	(47, 31, 26)
TOTAL	3-3	100.0	

Indianapolis Colts

PASSING	ATT	CP	YDS	SK/YD	TD	LG	INT	RTG
Jacoby Brissett	39	26	326	1/5	4	34	0	126.7
Zach Pascal	1	0	0	0/0	0	0	0	39.6
TOTAL	40	26	326	1/5	4	34	0	123.5

RUSHING	ATT	YDS	AVG	LG	TD
Marlon Mack	18	44	2.4	7	0
Jordan Wilkins	2	9	4.5	9	0
Jacoby Brissett	5	6	1.2	5	0
Nyheim Hines	1	3	3.0	3	0
TOTAL	26	62	2.4	9	0

RECEIVING	NO	YDS	AVG	LG	TD
T.Y. Hilton	6	74	12.3	25	1
Zach Pascal	6	106	17.7	34	2
Eric Ebron	4	70	17.5	33	1
Jack Doyle	3	21	7.0	19	0
Marlon Mack	3	12	4.0	7	0
Chester Rogers	2	24	12.0	19	0
Jordan Wilkins	1	6	6.0	6	0
Nyheim Hines	1	13	13.0	13	0
TOTAL	26	326	12.5	34	4

TOP DEFENSE	TOT	SOLO	AST	SCK	YDS	INT
Darius Leonard	10	7	3	0.0	0.0	1
Pierre Desir	7	6	1	0.0	0.0	1
Rock Ya-Sin	7	6	1	0.0	0.0	0

FIELD GOALS	FGA/FGM	PERCENT	RESULTS
	No Field Goals		

Team Statistics

	Texans	Colts
First Downs	21	23
Total Net Yards	391	383
Rushes/Net Yards	24/100	26/62
Net Passing	291	321
Pass Attempts/Completions	34/23	40/26
Had Intercepted	2	0
Sacked/Yards Lost	3/17	1/5
Punts/Average	2/44.5	4/43.5
Penalties/Yards	10/54	6/45
Fumbles/Lost	0/0	1/1
Possession Time	27:08	32:52

2019 GAME SUMMARIES



WEEK 8

Las Vegas Raiders 24, Houston Texans 27

71,893 NRG Stadium Houston, Texas Oct 27, 2019



Las Vegas Raiders	7	7	7	3	—	24
Houston Texans	7	3	3	14	—	27

Scoring Drives

TEAM	QTR	TIME	SCORING PLAY	OAK	HOU
Raiders	1	03:40	H.Renfrow 65 yd. pass from D.Carr (D.Carlson kick) (8-95, 3:31)	7	0
Texans	1	01:44	D.Johnson 12 yd. pass from D.Watson (K.Fairbairn kick) (6-75, 2:01)	7	7
Raiders	2	09:36	D.Waller 8 yd. pass from D.Carr (D.Carlson kick) (10-70, 4:43)	14	7
Texans	2	01:04	K.Fairbairn 33 yd. Field Goal (11-64, 3:38)	14	10
Texans	3	10:28	K.Fairbairn 40 yd. Field Goal (9-53, 4:32)	15	13
Raiders	3	07:53	T.Williams 46 yd. pass from D.Carr (D.Carlson kick) (6-77, 2:35)	21	13
Texans	4	14:56	D.Fells 4 yd. pass from D.Watson (K.Fairbairn kick) (15-77, 7:57)	21	20
Raiders	4	10:48	D.Carlson 44 yd. Field Goal (9-50, 4:08)	24	21
Texans	4	06:26	D.Fells 9 yd. pass from D.Watson (K.Fairbairn kick) (9-75, 4:22)	24	27

Las Vegas Raiders

PASSING	ATT	CP	YDS	SK/YD	TD	LG	INT	RTG
Derek Carr	30	18	285	0/0	3	65	0	125.0
TOTAL	30	18	285	0/0	3	65	0	125.0

RUSHING	ATT	YDS	AVG	LG	TD
Josh Jacobs	15	66	4.4	23	0
DeAndre Washington	5	23	4.6	6	0
Jalen Richard	1	3	3.0	3	0
Alec Ingold	1	2	2.0	2	0
Trevor Davis	1	-1	-1.0	-1	0
TOTAL	23	93	4.0	23	0

RECEIVING	NO	YDS	AVG	LG	TD
Hunter Renfrow	4	88	22.0	65t	1
Tyrell Williams	3	91	30.3	46t	1
Darren Waller	2	11	5.5	8t	1
Jalen Richard	2	24	12.0	20	0
Josh Jacobs	2	15	7.5	8	0
Zay Jones	2	27	13.5	15	0
DeAndre Washington	1	4	4.0	4	0
Foster Moreau	1	10	10.0	10	0
Trevor Davis	1	15	15.0	15	0
TOTAL	18	285	15.8	65	3

TOP DEFENSE	TOT	SOLO	AST	SCK	YDS	INT
Tahir Whitehead	11	7	4	0.0	0.0	0
Karl Joseph	7	6	1	0.0	0.0	0
Maxx Crosby	6	6	0	0.0	0.0	0

FIELD GOALS	FGA/FGM	PERCENT	RESULTS
Daniel Carlson	1-1	100.0	(44)
TOTAL	1-1	100.0	

Houston Texans

PASSING	ATT	CP	YDS	SK/YD	TD	LG	INT	RTG
Deshaun Watson	39	27	279	3/21	3	46	0	115.2
TOTAL	39	27	279	3/21	3	46	0	115.2

RUSHING	ATT	YDS	AVG	LG	TD
Carlos Hyde	19	83	4.4	20	0
Deshaun Watson	10	46	4.6	12	0
Duke Johnson	3	1	0.3	4	0
TOTAL	32	130	4.1	20	0

RECEIVING	NO	YDS	AVG	LG	TD
DeAndre Hopkins	11	109	9.9	21	0
Darren Fells	6	58	9.7	23	2
Duke Johnson	4	33	8.3	12t	1
Kenny Stills	3	22	7.3	13	0
Jordan Akins	2	11	5.5	7	0
DeAndre Carter	1	46	46.0	46	0
TOTAL	27	279	10.3	46	3

TOP DEFENSE	TOT	SOLO	AST	SCK	YDS	INT
Brennan Scarlett	7	4	3	0.0	0.0	0
Zach Cunningham	7	4	3	0.0	0.0	0
Whitney Mercilus	6	4	2	0.0	0.0	0

FIELD GOALS	FGA/FGM	PERCENT	RESULTS
Ka'imi Fairbairn	2-2	100.0	(33, 40)
TOTAL	2-2	100.0	

Team Statistics

	Raiders	Texans
First Downs	15	29
Total Net Yards	378	388
Rushes/Net Yards	23/93	32/130
Net Passing	285	258
Pass Attempts/Completions	30/18	39/27
Had Intercepted	0	0
Sacked/Yards Lost	0/0	3/21
Punts/Average	6/48.7	4/51.8
Penalties/Yards	11/100	7/50
Fumbles/Lost	0/0	1/0
Possession Time	24:07	35:53

2019 GAME SUMMARIES



WEEK 9

Houston Texans 26, Jacksonville Jaguars 3
84,771 Wembley Stadium London, England Nov 3, 2019



Houston Texans	3	6	10	7	—	26
Jacksonville Jaguars	0	3	0	0	—	3

Scoring Drives

TEAM	QTR	TIME	SCORING PLAY	HOU	JAX
Texans	1	08:20	K.Fairbairn 52 yd. Field Goal (13-47, 6:40)	3	0
Texans	2	05:55	D.Fells 1 yd. pass from D.Watson (kick blocked) (14-80, 8:14)	9	0
Jaguars	2	01:48	J.Lambo 30 yd. Field Goal (11-63, 4:07)	9	3
Texans	3	04:57	K.Fairbairn 42 yd. Field Goal (7-26, 3:59)	13	3
Texans	3	00:38	D.Johnson 1 yd. run (K.Fairbairn kick) (5-79, 2:19)	19	3
Texans	4	04:19	D.Hopkins 1 yd. pass from D.Watson (K.Fairbairn kick) (2-3, 0:10)	26	3

Houston Texans

PASSING	ATT	CP	YDS	SK/YD	TD	LG	INT	RTG
Deshaun Watson	28	22	201	1/7	2	21	0	120.4
TOTAL	28	22	201	1/7	2	21	0	120.4

RUSHING	ATT	YDS	AVG	LG	TD
Carlos Hyde	19	160	8.4	58	0
Deshaun Watson	7	37	5.3	13	0
Duke Johnson	7	13	1.9	4	1
DeAndre Hopkins	1	6	6.0	6	0
TOTAL	34	216	6.4	58	1

RECEIVING	NO	YDS	AVG	LG	TD
DeAndre Hopkins	8	48	6.0	21	1
Duke Johnson	5	68	13.6	21	0
Kenny Stills	4	52	13.0	18	0
Jordan Akins	3	24	8.0	12	0
Darren Fells	1	1	1.0	1t	1
DeAndre Carter	1	8	8.0	8	0
TOTAL	22	201	9.1	21	2

TOP DEFENSE	TOT	SOLO	AST	SCK	YDS	INT
Gareon Conley	8	8	0	0.0	0.0	0
Zach Cunningham	7	7	0	0.0	0.0	0
Johnathan Joseph	4	4	0	0.0	0.0	0

FIELD GOALS	FGA/FGM	PERCENT	RESULTS
Ka'imi Fairbairn	3-2	66.7	(52) 58SH (42)
TOTAL	3-2	66.7	

Jacksonville Jaguars

PASSING	ATT	CP	YDS	SK/YD	TD	LG	INT	RTG
Gardner Minshew II	47	27	309	3/8	0	31	2	59.6
Logan Cooke	0	0	0	1/19	0	0	0	0.0
TOTAL	47	27	309	4/27	0	31	2	59.6

RUSHING	ATT	YDS	AVG	LG	TD
Leonard Fournette	11	40	3.6	11	0
Gardner Minshew II	4	34	8.5	10	0
TOTAL	15	74	4.9	11	0

RECEIVING	NO	YDS	AVG	LG	TD
Keelan Cole	5	80	16.0	31	0
Leonard Fournette	5	32	6.4	14	0
Ryquell Armstead	5	65	13.0	31	0
DJ Chark Jr.	4	32	8.0	16	0
Seth DeVale	4	41	10.3	18	0
Chris Conley	2	32	16.0	20	0
C.J. Board	1	23	23.0	23	0
Josh Oliver	1	4	4.0	4	0
TOTAL	27	309	11.4	31	0

TOP DEFENSE	TOT	SOLO	AST	SCK	YDS	INT
A.J. Bouye	7	6	1	0.0	0.0	0
Myles Jack	7	6	1	0.0	0.0	0
Breon Borders	6	6	0	0.0	0.0	0

FIELD GOALS	FGA/FGM	PERCENT	RESULTS
Josh Lambo	1-1	100.0	(30)
TOTAL	1-1	100.0	

Team Statistics

	Texans	Jaguars
First Downs	21	21
Total Net Yards	410	356
Rushes/Net Yards	34/216	15/74
Net Passing	194	282
Pass Attempts/Completions	28/22	47/27
Had Intercepted	0	2
Sacked/Yards Lost	1/7	4/27
Punts/Average	3/45.3	3/51.0
Penalties/Yards	7/60	4/34
Fumbles/Lost	1/1	3/2
Possession Time	32:33	27:27

2019 GAME SUMMARIES



WEEK 11

Houston Texans 7, Baltimore Ravens 41
70,731 M&T Bank Stadium Baltimore, Md. Nov 17, 2019



Houston Texans	0	0	0	7	—	7
Baltimore Ravens	0	14	13	14	—	41

Scoring Drives

TEAM	QTR	TIME	SCORING PLAY	HOU	BAL
Ravens	2	09:17	S.Roberts 15 yd. pass from L.Jackson (J.Tucker kick) (10-90, 5:46)	0	7
Ravens	2	02:14	M.Andrews 18 yd. pass from L.Jackson (J.Tucker kick) (7-70, 4:22)	0	14
Ravens	3	11:33	M.Ingram II 25 yd. pass from L.Jackson (J.Tucker kick) (6-78, 3:27)	0	21
Ravens	3	06:52	J.Tucker 34 yd. Field Goal (6-52, 2:49)	0	24
Ravens	3	01:30	J.Tucker 46 yd. Field Goal (6-11, 3:14)	0	28
Ravens	4	09:50	M.Ingram II 12 yd. pass from L.Jackson (J.Tucker kick) (8-71, 4:52)	0	34
Texans	4	07:10	C.Hyde 41 yd. run (K.Fairbairn kick) (5-77, 2:40)	7	34
Ravens	4	04:01	G.Edwards 63 yd. run (J.Tucker kick) (5-87, 3:09)	7	41

Houston Texans

PASSING	ATT	CP	YDS	SK/YD	TD	LG	INT	RTG
Deshaun Watson	29	18	169	6/49	0	20	1	63.7
AJ McCarron	1	0	0	1/10	0	0	0	39.6
TOTAL	30	18	169	7/59	0	20	1	61.7

RUSHING	ATT	YDS	AVG	LG	TD
Carlos Hyde	9	65	7.2	41t	1
Duke Johnson	6	40	6.7	17	0
Deshaun Watson	3	12	4.0	9	0
Buddy Howell	2	5	2.5	4	0
TOTAL	20	122	6.1	41	1

RECEIVING	NO	YDS	AVG	LG	TD
DeAndre Hopkins	7	80	11.4	20	0
Kenny Stills	4	27	6.8	13	0
Keke Coutee	3	25	8.3	11	0
Duke Johnson	2	4	2.0	8	0
Darren Fells	1	18	18.0	18	0
Jordan Akins	1	15	15.0	15	0
TOTAL	18	169	9.4	20	0

TOP DEFENSE	TOT	SOLO	AST	SCK	YDS	INT
Zach Cunningham	10	7	3	0.0	0.0	0
Benardrick McKinney	8	7	1	0.0	0.0	0
Brennan Scarlett	7	6	1	0.0	0.0	0

FIELD GOALS	FGA/FGM	PERCENT	RESULTS
Ka'imi Fairbairn	1-0	0.0	43WR
TOTAL	1-0	0	

Baltimore Ravens

PASSING	ATT	CP	YDS	SK/YD	TD	LG	INT	RTG
Lamar Jackson	24	17	222	0/0	4	51	0	139.2
Robert Griffin III	2	2	15	0/0	0	8	0	97.9
Sam Koch	1	1	-2	0/0	0	-2	0	79.2
TOTAL	27	20	235	0/0	4	51	0	139.7

RUSHING	ATT	YDS	AVG	LG	TD
Gus Edwards	8	112	14.0	63t	1
Lamar Jackson	10	79	7.9	39	0
Mark Ingram II	13	48	3.7	11	0
Justice Hill	5	18	3.6	9	0
Robert Griffin III	1	-1	-1.0	-1	0
TOTAL	37	256	6.9	63	1

RECEIVING	NO	YDS	AVG	LG	TD
Mark Andrews	4	75	18.8	51	1
Mark Ingram II	3	37	12.3	25t	2
Patrick Ricard	3	27	9.0	10	0
Hayden Hurst	2	16	8.0	12	0
Marquise Brown	2	23	11.5	17	0
Nick Boyle	2	20	10.0	13	0
Willie Snead IV	2	13	6.5	10	0
Justice Hill	1	9	9.0	9	0
Seth Roberts	1	15	15.0	15t	1
TOTAL	20	235	11.8	51	4

TOP DEFENSE	TOT	SOLO	AST	SCK	YDS	INT
Matthew Judon	7	7	0	2.0	27.0	0
Chuck Clark	5	2	3	0.0	0.0	0
Jimmy Smith	5	5	0	0.0	0.0	0

FIELD GOALS	FGA/FGM	PERCENT	RESULTS
Justin Tucker	3-2	66.7	43RU (34, 46)
TOTAL	3-2	66.7	

Team Statistics

	Texans	Ravens
First Downs	16	25
Total Net Yards	232	491
Rushes/Net Yards	20/122	37/256
Net Passing	110	235
Pass Attempts/Completions	30/18	27/20
Had Intercepted	1	0
Sacked/Yards Lost	7/59	0/0
Punts/Average	3/37.3	0/0.0
Penalties/Yards	5/60	8/65
Fumbles/Lost	1/1	1/0
Possession Time	23:41	36:19

2019 GAME SUMMARIES



WEEK 12

Indianapolis Colts 17, Houston Texans 20

71,727 NRG Stadium Houston, Texas Nov 21, 2019



Indianapolis Colts	0	10	7	0	—	17
Houston Texans	0	10	3	7	—	20

Scoring Drives

TEAM	QTR	TIME	SCORING PLAY	IND	HOU
Texans	2	13:42	K.Fairbairn 35 yd. Field Goal (10-37, 4:30)	1	3
Colts	2	04:28	J.Brissett 5 yd. run (A.Vinatieri kick) (7-42, 3:27)	7	3
Texans	2	01:53	D.Hopkins 35 yd. pass from D.Watson (K.Fairbairn kick) (7-75, 2:35)	7	10
Colts	2	00:00	A.Vinatieri 36 yd. Field Goal (10-58, 1:53)	10	10
Colts	3	05:36	J.Williams 13 yd. run (A.Vinatieri kick) (11-66, 6:09)	17	10
Texans	3	02:43	K.Fairbairn 36 yd. Field Goal (5-57, 2:53)	17	14
Texans	4	12:34	D.Hopkins 30 yd. pass from D.Watson (K.Fairbairn kick) (8-86, 3:37)	17	20

Indianapolis Colts

PASSING	ATT	CP	YDS	SK/YD	TD	LG	INT	RTG
Jacoby Brissett	25	16	129	1/8	0	14	0	76.9
TOTAL	25	16	129	1/8	0	14	0	76.9

RUSHING	ATT	YDS	AVG	LG	TD
Jonathan Williams	26	104	4.0	13t	1
Nyheim Hines	9	51	5.7	18	0
Jacoby Brissett	4	20	5.0	8	1
TOTAL	39	175	4.5	18	2

RECEIVING	NO	YDS	AVG	LG	TD
Eric Ebron	4	44	11.0	14	0
Jack Doyle	3	28	9.3	12	0
Jonathan Williams	3	17	5.7	8	0
T.Y. Hilton	3	18	6.0	8	0
Nyheim Hines	2	10	5.0	5	0
Chester Rogers	1	12	12.0	12	0
TOTAL	16	129	8.1	14	0

TOP DEFENSE	TOT	SOLO	AST	SCK	YDS	INT
Anthony Walker	8	5	3	0.0	0.0	0
Kenny Moore II	8	5	3	0.0	0.0	1
Malik Hooker	7	2	5	0.0	0.0	0

FIELD GOALS	FGA/FGM	PERCENT	RESULTS
Adam Vinatieri	1-1	100.0	(36)
TOTAL	1-1	100.0	

Houston Texans

PASSING	ATT	CP	YDS	SK/YD	TD	LG	INT	RTG
Deshaun Watson	30	19	298	1/1	2	51	1	104.6
TOTAL	30	19	298	1/1	2	51	1	104.6

RUSHING	ATT	YDS	AVG	LG	TD
Carlos Hyde	16	67	4.2	33	0
Duke Johnson	5	22	4.4	19	0
Deshaun Watson	3	10	3.3	6	0
TOTAL	24	99	4.1	33	0

RECEIVING	NO	YDS	AVG	LG	TD
Will Fuller V	7	140	20.0	51	0
DeAndre Hopkins	6	94	15.7	35t	2
Jordan Akins	3	26	8.7	13	0
Darren Fells	1	24	24.0	24	0
Duke Johnson	1	8	8.0	8	0
Kenny Stills	1	6	6.0	6	0
TOTAL	19	298	15.7	51	2

TOP DEFENSE	TOT	SOLO	AST	SCK	YDS	INT
Zach Cunningham	16	13	3	0.0	0.0	0
Benardrick McKinney	11	6	5	0.0	0.0	0
Jahleel Addae	8	6	2	0.0	0.0	0

FIELD GOALS	FGA/FGM	PERCENT	RESULTS
Ka'imi Fairbairn	2-2	100.0	(35, 36)
TOTAL	2-2	100.0	

Team Statistics

	Colts	Texans
First Downs	19	16
Total Net Yards	296	396
Rushes/Net Yards	39/175	24/99
Net Passing	121	297
Pass Attempts/Completions	25/16	30/19
Had Intercepted	0	1
Sacked/Yards Lost	1/8	1/1
Punts/Average	5/47.8	2/47.0
Penalties/Yards	3/29	4/27
Fumbles/Lost	0/0	2/0
Possession Time	33:17	26:43

2019 GAME SUMMARIES



WEEK 13

New England Patriots 22, Houston Texans 28

72,025 NRG Stadium Houston, Texas Dec 1, 2019



New England Patriots	3	0	6	13	—	22
Houston Texans	7	7	7	7	—	28

Scoring Drives

TEAM	QTR	TIME	SCORING PLAY	NE	HOU
Patriots	1	07:04	K.Forbath 23 yd. Field Goal (14-69, 7:01)	3	1
Texans	1	00:38	D.Johnson 14 yd. pass from D.Watson (K.Fairbairn kick) (3-21, 1:20)	3	7
Texans	2	06:21	D.Fells 13 yd. pass from D.Watson (K.Fairbairn kick) (13-88, 6:52)	3	14
Texans	3	05:41	K.Stills 35 yd. pass from D.Watson (K.Fairbairn kick) (6-58, 1:27)	3	21
Patriots	3	00:11	J.White 12 yd. pass from T.Brady (kick failed, wl) (12-75, 5:30)	9	21
Texans	4	09:53	D.Watson 6 yd. pass from D.Hopkins (K.Fairbairn kick) (9-75, 5:18)	9	28
Patriots	4	03:42	J.White 11 yd. pass from T.Brady (pass failed) (13-75, 6:11)	15	28
Patriots	4	00:50	J.Edelman 20 yd. pass from T.Brady (K.Forbath kick) (6-94, 1:46)	22	28

New England Patriots

PASSING	ATT	CP	YDS	SK/YD	TD	LG	INT	RTG
Tom Brady	47	24	326	3/23	3	44	1	85.9
TOTAL	47	24	326	3/23	3	44	1	85.9

RUSHING	ATT	YDS	AVG	LG	TD
James White	14	79	5.6	32	0
Sony Michel	10	45	4.5	17	0
Rex Burkhead	3	15	5.0	10	0
Tom Brady	1	13	13.0	13	0
Julian Edelman	1	-7	-7.0	-7	0
TOTAL	29	145	5.0	32	0

RECEIVING	NO	YDS	AVG	LG	TD
James White	8	98	12.3	36	2
Julian Edelman	6	106	17.7	44	1
Jakobi Meyers	3	46	15.3	21	0
Mohamed Sanu Sr.	3	14	4.7	6	0
Phillip Dorsett II	2	15	7.5	9	0
Ben Watson	1	23	23.0	23	0
Matt LaCrosse	1	24	24.0	24	0
TOTAL	24	326	13.6	44	3

TOP DEFENSE	TOT	SOLO	AST	SCK	YDS	INT
Lawrence Guy	7	4	3	0.0	0.0	0
Dont'a Hightower	6	3	3	1.0	9.0	0
John Simon	5	3	2	0.0	0.0	0

FIELD GOALS	FGA/FGM	PERCENT	RESULTS
Kai Forbath	1-1	100.0	(23)
TOTAL	1-1	100.0	

Houston Texans

PASSING	ATT	CP	YDS	SK/YD	TD	LG	INT	RTG
Deshaun Watson	25	18	234	3/16	3	35	0	140.7
DeAndre Hopkins	1	1	6	0/0	1	6	0	131.2
TOTAL	26	19	240	3/16	4	35	0	141.0

RUSHING	ATT	YDS	AVG	LG	TD
Duke Johnson	9	36	4.0	13	0
Carlos Hyde	10	17	1.7	4	0
Deshaun Watson	4	-1	-0.3	2	0
TOTAL	23	52	2.3	13	0

RECEIVING	NO	YDS	AVG	LG	TD
DeAndre Hopkins	5	64	12.8	27	0
Duke Johnson	5	54	10.8	15	1
Kenny Stills	3	61	20.3	35t	1
Darren Fells	2	23	11.5	13t	1
Carlos Hyde	1	5	5.0	5	0
Deshaun Watson	1	6	6.0	6t	1
Jordan Akins	1	19	19.0	19	0
Will Fuller V	1	8	8.0	8	0
TOTAL	19	240	12.6	35	4

TOP DEFENSE	TOT	SOLO	AST	SCK	YDS	INT
Benardrick McKinney	7	3	4	0.0	0.0	0
D.J. Reader	7	3	4	0.0	0.0	0
Zach Cunningham	7	3	4	0.5	2.0	0

FIELD GOALS	FGA/FGM	PERCENT	RESULTS
	No Field Goals		

Team Statistics

	Patriots	Texans
First Downs	29	16
Total Net Yards	448	276
Rushes/Net Yards	29/145	23/52
Net Passing	303	224
Pass Attempts/Completions	47/24	26/19
Had Intercepted	1	0
Sacked/Yards Lost	3/23	3/16
Punts/Average	4/44.0	5/47.2
Penalties/Yards	8/60	8/79
Fumbles/Lost	0/0	0/0
Possession Time	34:35	25:25

2019 GAME SUMMARIES



WEEK 14

Denver Broncos 38, Houston Texans 24

71,769 NRG Stadium Houston, Texas Dec 8, 2019



Denver Broncos	14	17	7	0	—	38
Houston Texans	0	3	7	14	—	24

Scoring Drives

TEAM	QTR	TIME	SCORING PLAY	DEN	HOU
Broncos	1	07:27	N.Fant 14 yd. pass from D.Lock (B.McManus kick) (7-92, 2:59)	7	0
Broncos	2	11:24	J.Heuerman 8 yd. pass from D.Lock (B.McManus kick) (8-80, 4:04)	21	0
Texans	2	08:49	K.Fairbairn 54 yd. Field Goal (8-39, 2:35)	21	3
Broncos	2	03:04	B.McManus 36 yd. Field Goal (9-57, 5:45)	25	3
Broncos	2	00:37	R.Freeman 3 yd. pass from D.Lock (B.McManus kick) (6-34, 1:19)	31	3
Broncos	3	09:15	P.Lindsay 1 yd. run (B.McManus kick) (8-57, 5:45)	38	3
Texans	3	07:36	D.Hopkins 43 yd. pass from D.Watson (K.Fairbairn kick) (4-70, 1:39)	38	10
Texans	4	13:34	D.Watson 6 yd. run (K.Fairbairn kick) (12-71, 4:03)	38	17
Texans	4	00:25	D.Watson 3 yd. run (K.Fairbairn kick) (14-79, 3:27)	38	24

Denver Broncos

PASSING	ATT	CP	YDS	SK/YD	TD	LG	INT	RTG
Drew Lock	27	22	309	1/8	3	48	1	136.0
TOTAL	27	22	309	1/8	3	48	1	136.0

RUSHING	ATT	YDS	AVG	LG	TD
Phillip Lindsay	16	51	3.2	8	1
Royce Freeman	8	24	3.0	11	0
Drew Lock	3	15	5.0	11	0
TOTAL	27	90	3.3	11	1

RECEIVING	NO	YDS	AVG	LG	TD
Courtland Sutton	5	34	6.8	11	0
Noah Fant	4	113	28.3	48	1
DaeSean Hamilton	2	36	18.0	27	0
Devontae Booker	2	24	12.0	25	0
Phillip Lindsay	2	4	2.0	5	0
Royce Freeman	2	8	4.0	5	1
Tim Patrick	2	50	25.0	37	0
Andrew Beck	1	29	29.0	29	0
Jeff Heuerman	1	8	8.0	8t	1
Troy Fumagalli	1	3	3.0	3	0
TOTAL	22	309	14.0	48	3

TOP DEFENSE	TOT	SOLO	AST	SCK	YDS	INT
Todd Davis	15	5	10	0.0	0.0	0
Kareem Jackson	11	6	5	0.0	0.0	1
Chris Harris Jr.	7	5	2	0.0	0.0	0

FIELD GOALS	FGA/FGM	PERCENT	RESULTS
Brandon McManus	1-1	100.0	(36)
TOTAL	1-1	100.0	

Houston Texans

PASSING	ATT	CP	YDS	SK/YD	TD	LG	INT	RTG
Deshaun Watson	50	28	292	3/12	1	43	2	63.1
TOTAL	50	28	292	3/12	1	43	2	63.1

RUSHING	ATT	YDS	AVG	LG	TD
Carlos Hyde	14	73	5.2	13	0
Deshaun Watson	6	44	7.3	16	2
DeAndre Hopkins	1	12	12.0	12	0
Duke Johnson	1	5	5.0	5	0
TOTAL	22	134	6.1	16	2

RECEIVING	NO	YDS	AVG	LG	TD
DeAndre Hopkins	7	120	17.1	43t	1
Duke Johnson	6	40	6.7	11	0
Keke Coutee	5	68	13.6	22	0
Jordan Akins	4	49	12.3	15	0
Carlos Hyde	2	5	2.5	3	0
Darren Fells	2	2	1.0	2	0
Kenny Stills	2	8	4.0	5	0
TOTAL	28	292	10.4	43	1

TOP DEFENSE	TOT	SOLO	AST	SCK	YDS	INT
Zach Cunningham	16	11	5	0.0	0.0	0
Benardrick McKinney	7	1	6	0.0	0.0	0
Justin Reid	6	2	4	0.0	0.0	0

FIELD GOALS	FGA/FGM	PERCENT	RESULTS
Ka'imi Fairbairn	1-1	100.0	(54)
TOTAL	1-1	100.0	

Team Statistics

	Broncos	Texans
First Downs	22	26
Total Net Yards	391	414
Rushes/Net Yards	27/90	22/134
Net Passing	301	280
Pass Attempts/Completions	27/22	50/28
Had Intercepted	1	2
Sacked/Yards Lost	1/8	3/12
Punts/Average	2/43.0	2/37.0
Penalties/Yards	7/50	9/44
Fumbles/Lost	0/0	1/1
Possession Time	31:25	28:35

2019 GAME SUMMARIES



WEEK 15

Houston Texans 24, Tennessee Titans 21
65,265 🐉 Nissan Stadium 🐉 Nashville, Tenn. 🐉 Dec 15, 2019



Houston Texans	0	14	0	10	—	24
Tennessee Titans	0	0	7	14	—	21

Scoring Drives

TEAM	QTR	TIME	SCORING PLAY	HOU	TEN
Texans	2	09:59	K.Stills 12 yd. pass from D.Watson (K.Fairbairn kick) (2-12, 0:47)	7	0
Texans	2	03:14	K.Stills 16 yd. pass from D.Watson (K.Fairbairn kick) (9-72, 4:35)	14	0
Titans	3	05:34	R.Tannehill 1 yd. run (R.Succop kick) (15-76, 9:26)	14	7
Titans	4	13:35	A.Brown 5 yd. pass from R.Tannehill (R.Succop kick) (6-80, 2:04)	14	14
Texans	4	10:34	C.Hyde 10 yd. run (K.Fairbairn kick) (7-75, 3:01)	21	14
Texans	4	03:26	K.Fairbairn 29 yd. Field Goal (12-80, 5:20)	24	15
Titans	4	02:04	D.Lewis 11 yd. pass from R.Tannehill (R.Succop kick) (7-75, 1:22)	24	21

Houston Texans

PASSING	ATT	CP	YDS	SK/YD	TD	LG	INT	RTG
Deshaun Watson	27	19	243	1/9	2	35	2	92.1
TOTAL	27	19	243	1/9	2	35	2	92.1

RUSHING	ATT	YDS	AVG	LG	TD
Carlos Hyde	26	104	4.0	11	1
Deshaun Watson	7	32	4.6	12	0
Duke Johnson	2	4	2.0	3	0
TOTAL	35	140	4.0	12	1

RECEIVING	NO	YDS	AVG	LG	TD
DeAndre Hopkins	6	119	19.8	35	0
Will Fuller V	5	61	12.2	31	0
Kenny Stills	3	35	11.7	16t	2
Duke Johnson	2	19	9.5	11	0
Jordan Akins	2	7	3.5	5	0
Darren Fells	1	2	2.0	2	0
TOTAL	19	243	12.8	35	2

TOP DEFENSE	TOT	SOLO	AST	SCK	YDS	INT
Zach Cunningham	14	10	4	0.5	1.0	0
Benardrick McKinney	8	5	3	0.5	1.0	0
Justin Reid	6	5	1	0.0	0.0	0

FIELD GOALS	FGA/FGM	PERCENT	RESULTS
Ka'imi Fairbairn	1-1	100.0	(29)
TOTAL	1-1	100.0	

Tennessee Titans

PASSING	ATT	CP	YDS	SK/YD	TD	LG	INT	RTG
Ryan Tannehill	36	22	279	2/10	2	60	1	92.2
Brett Kern	1	0	0	0/0	0	0	0	39.6
TOTAL	37	22	279	2/10	2	60	1	89.8

RUSHING	ATT	YDS	AVG	LG	TD
Derrick Henry	21	86	4.1	23	0
Jonnu Smith	1	57	57.0	57	0
Dion Lewis	3	10	3.3	6	0
Ryan Tannehill	3	10	3.3	10	1
TOTAL	28	163	5.8	57	1

RECEIVING	NO	YDS	AVG	LG	TD
A.J. Brown	8	114	14.3	60	1
Jonnu Smith	5	60	12.0	23	0
Corey Davis	3	57	19.0	22	0
Tajae Sharpe	2	28	14.0	16	0
Anthony Firkser	1	7	7.0	7	0
Dion Lewis	1	11	11.0	11t	1
Kalif Raymond	1	2	2.0	2	0
Khari Blasingame	1	0	0.0	0	0
TOTAL	22	279	12.7	60	2

TOP DEFENSE	TOT	SOLO	AST	SCK	YDS	INT
Jayon Brown	10	7	3	0.0	0.0	1
Logan Ryan	8	6	2	0.0	0.0	0
Rashaan Evans	7	5	2	0.0	0.0	0

FIELD GOALS	FGA/FGM	PERCENT	RESULTS
Ryan Succop	1-0	0.0	45B
TOTAL	1-0	0	

Team Statistics

	Texans	Titans
First Downs	23	24
Total Net Yards	374	432
Rushes/Net Yards	35/140	28/163
Net Passing	234	269
Pass Attempts/Completions	27/19	37/22
Had Intercepted	2	1
Sacked/Yards Lost	1/9	2/10
Punts/Average	4/46.3	3/48.3
Penalties/Yards	5/27	4/30
Fumbles/Lost	1/0	0/0
Possession Time	31:20	28:40

2019 GAME SUMMARIES



WEEK 16

Houston Texans 23, Tampa Bay Buccaneers 20

49,036 Raymond James Stadium Tampa, Fla. Dec 21, 2019



Houston Texans	10	7	3	3	—	23
Tampa Bay Buccaneers	3	14	3	0	—	20

Scoring Drives

TEAM	QTR	TIME	SCORING PLAY	HOU	TB
Texans	1	14:12	B.Roby 27 yd. interception return (K.Fairbairn kick)	7	0
Texans	1	11:29	K.Fairbairn 32 yd. Field Goal (6-10, 1:40)	10	0
Buccaneers	1	00:56	M.Gay 50 yd. Field Goal (9-58, 3:42)	11	3
Texans	2	09:22	C.Hyde 1 yd. run (K.Fairbairn kick) (7-42, 2:54)	17	3
Buccaneers	2	01:57	R.Jones 4 yd. run (M.Gay kick) (9-81, 3:16)	17	10
Buccaneers	2	00:13	J.Watson 8 yd. pass from J.Winston (M.Gay kick) (5-39, 0:29)	17	17
Texans	3	09:30	K.Fairbairn 25 yd. Field Goal (14-68, 5:30)	20	17
Buccaneers	3	01:13	M.Gay 41 yd. Field Goal (16-57, 8:17)	20	20
Texans	4	07:11	K.Fairbairn 37 yd. Field Goal (10-69, 4:50)	23	20

Houston Texans

PASSING	ATT	CP	YDS	SK/YD	TD	LG	INT	RTG
Deshaun Watson	32	19	184	5/23	0	39	1	62.5
TOTAL	32	19	184	5/23	0	39	1	62.5

RUSHING	ATT	YDS	AVG	LG	TD
Deshaun Watson	7	37	5.3	19	0
Carlos Hyde	17	27	1.6	6	1
Duke Johnson	2	4	2.0	6	0
TOTAL	26	68	2.6	19	1

RECEIVING	NO	YDS	AVG	LG	TD
DeAndre Hopkins	5	23	4.6	7	0
Kenny Stills	5	57	11.4	21	0
Darren Fells	3	27	9.0	17	0
DeAndre Carter	2	44	22.0	39	0
Will Fuller V	2	11	5.5	7	0
Carlos Hyde	1	10	10.0	10	0
Duke Johnson	1	12	12.0	12	0
TOTAL	19	184	9.7	39	0

TOP DEFENSE	TOT	SOLO	AST	SCK	YDS	INT
Zach Cunningham	6	6	0	0.0	0.0	0
Tashaun Gipson Sr.	5	5	0	0.0	0.0	0
Tyrell Adams	5	4	1	0.0	0.0	0

FIELD GOALS	FGA/FGM	PERCENT	RESULTS
Ka'imi Fairbairn	3-3	100.0	(32, 25, 37)
TOTAL	3-3	100.0	

Tampa Bay Buccaneers

PASSING	ATT	CP	YDS	SK/YD	TD	LG	INT	RTG
Jameis Winston	48	25	335	3/6	1	31	4	46.8
TOTAL	48	25	335	3/6	1	31	4	46.8

RUSHING	ATT	YDS	AVG	LG	TD
Ronald Jones II	14	77	5.5	49	1
Jameis Winston	2	16	8.0	14	0
Peyton Barber	5	13	2.6	7	0
TOTAL	21	106	5.0	49	1

RECEIVING	NO	YDS	AVG	LG	TD
Breshad Perriman	7	102	14.6	27	0
Justin Watson	5	43	8.6	12	1
Dare Ogunbowale	3	34	11.3	19	0
O.J. Howard	3	46	15.3	18	0
Ronald Jones II	3	32	10.7	23	0
Cameron Brate	2	17	8.5	12	0
Codey McElroy	1	30	30.0	30	0
Ishmael Hyman	1	31	31.0	31	0
TOTAL	25	335	13.4	31	1

TOP DEFENSE	TOT	SOLO	AST	SCK	YDS	INT
Lavonte David	10	8	2	0.0	0.0	0
Devin White	8	4	4	0.0	0.0	0
Carlton Davis III	5	4	1	0.0	0.0	0

FIELD GOALS	FGA/FGM	PERCENT	RESULTS
Matt Gay	3-2	66.7	54B (50, 41)
TOTAL	3-2	66.7	

Team Statistics

	Texans	Buccaneers
First Downs	15	19
Total Net Yards	229	435
Rushes/Net Yards	26/68	21/106
Net Passing	161	329
Pass Attempts/Completions	32/19	48/25
Had Intercepted	1	4
Sacked/Yards Lost	5/23	3/6
Punts/Average	6/44.5	2/40.5
Penalties/Yards	4/35	6/45
Fumbles/Lost	2/1	1/1
Possession Time	29:32	30:28

2019 GAME SUMMARIES



WEEK 17

Tennessee Titans 35, Houston Texans 14

71,794 NRG Stadium Houston, Texas Dec 29, 2019



Tennessee Titans	7	7	7	14	—	35
Houston Texans	7	0	7	0	—	14

Scoring Drives

TEAM	QTR	TIME	SCORING PLAY	TEN	HOU
Texans	1	07:25	D.Johnson 1 yd. run (K.Fairbairn kick) (15-75, 7:35)	0	7
Titans	1	05:33	A.Brown 51 yd. pass from R.Tannehill (G.Joseph kick) (4-75, 1:52)	7	7
Titans	2	09:42	M.Pruitt 1 yd. pass from R.Tannehill (G.Joseph kick) (16-90, 8:04)	14	7
Titans	3	10:06	D.Henry 3 yd. run (G.Joseph kick) (10-78, 4:54)	21	7
Texans	3	01:09	A.McCarron 1 yd. run (K.Fairbairn kick) (16-75, 8:57)	21	14
Titans	4	14:02	D.Henry 1 yd. run (G.Joseph kick) (5-75, 2:07)	28	14
Titans	4	02:54	D.Henry 53 yd. run (G.Joseph kick) (4-85, 0:32)	35	14

Tennessee Titans

PASSING	ATT	CP	YDS	SK/YD	TD	LG	INT	RTG
Ryan Tannehill	20	13	198	0/0	2	51	0	130.8
Marcus Mariota	1	1	24	0/0	0	24	0	118.8
TOTAL	21	14	222	0/0	2	51	0	133.4

RUSHING	ATT	YDS	AVG	LG	TD
Derrick Henry	32	211	6.6	53t	3
Ryan Tannehill	5	20	4.0	19	0
Dion Lewis	1	7	7.0	7	0
Jonnu Smith	1	7	7.0	7	0
TOTAL	39	245	6.3	53	3

RECEIVING	NO	YDS	AVG	LG	TD
A.J. Brown	4	124	31.0	51t	1
Corey Davis	4	44	11.0	16	0
MyCole Pruitt	2	13	6.5	12	1
Anthony Firkser	1	5	5.0	5	0
Khari Blasingame	1	7	7.0	7	0
Rashard Davis	1	16	16.0	16	0
Tajae Sharpe	1	13	13.0	13	0
TOTAL	14	222	15.9	51	2

TOP DEFENSE	TOT	SOLO	AST	SCK	YDS	INT
Kenny Vaccaro	7	4	3	0.0	0.0	0
Kevin Byard	7	6	1	0.0	0.0	1
Tramaine Brock Sr.	6	5	1	0.0	0.0	0

FIELD GOALS	FGA/FGM	PERCENT	RESULTS
No Field Goals			

Houston Texans

PASSING	ATT	CP	YDS	SK/YD	TD	LG	INT	RTG
AJ McCarron	36	21	225	4/33	0	21	1	65.2
TOTAL	36	21	225	4/33	0	21	1	65.2

RUSHING	ATT	YDS	AVG	LG	TD
Taiwan Jones	9	40	4.4	11	0
AJ McCarron	5	39	7.8	18	1
Carlos Hyde	4	13	3.3	7	0
Duke Johnson	4	12	3.0	8	1
Buddy Howell	3	5	1.7	3	0
TOTAL	25	109	4.4	18	2

RECEIVING	NO	YDS	AVG	LG	TD
DeAndre Carter	6	65	10.8	21	0
Duke Johnson	5	45	9.0	14	0
Jordan Akins	5	54	10.8	20	0
Steven Mitchell Jr.	2	37	18.5	21	0
Jordan Thomas	1	8	8.0	8	0
Keke Coutee	1	7	7.0	7	0
Taiwan Jones	1	9	9.0	9	0
TOTAL	21	225	10.7	21	0

TOP DEFENSE	TOT	SOLO	AST	SCK	YDS	INT
Tyrell Adams	8	3	5	0.0	0.0	0
Jahleel Addae	7	3	4	0.0	0.0	0
Brennan Scarlett	6	3	3	0.0	0.0	0

FIELD GOALS	FGA/FGM	PERCENT	RESULTS
No Field Goals			

Team Statistics

	Titans	Texans
First Downs	25	20
Total Net Yards	467	301
Rushes/Net Yards	39/245	25/109
Net Passing	222	192
Pass Attempts/Completions	21/14	36/21
Had Intercepted	0	1
Sacked/Yards Lost	0/0	4/33
Punts/Average	4/47.3	5/49.6
Penalties/Yards	5/37	5/35
Fumbles/Lost	0/0	0/0
Possession Time	28:21	31:39

2019 GAME SUMMARIES



AFC WILD CARD PLAYOFF GAME 1

Buffalo Bills 19, Houston Texans 22

71,699 NRG Stadium Houston, Texas Jan 4, 2020



Buffalo Bills	7	6	3	3	0	—	19
Houston Texans	0	0	8	11	3	—	22

Scoring Drives

TEAM	QTR	TIME	SCORING PLAY	BUF	HOU
Bills	1	11:41	J.Allen 16 yd. pass from J.Brown (S.Hauschka kick) (6-75, 3:19)	7	0
Bills	2	10:47	S.Hauschka 40 yd. Field Goal (11-69, 4:45)	10	0
Bills	2	00:04	S.Hauschka 40 yd. Field Goal (15-74, 5:41)	13	0
Bills	3	06:02	S.Hauschka 38 yd. Field Goal (8-18, 3:57)	16	2
Texans	3	01:33	D.Watson 20 yd. run (D.Watson run) (9-75, 4:29)	16	8
Texans	4	10:55	K.Fairbairn 41 yd. Field Goal (6-27, 3:16)	16	13
Texans	4	04:37	C.Hyde 5 yd. pass from D.Watson (D.Watson-D.Hopkins pass) (8-74, 4:52)	16	19
Bills	4	00:05	S.Hauschka 47 yd. Field Goal (11-41, 1:11)	19	19
Texans	5	03:20	K.Fairbairn 28 yd. Field Goal (9-73, 5:42)	19	22

Buffalo Bills

PASSING	ATT	CP	YDS	SK/YD	TD	LG	INT	RTG
Josh Allen	46	24	264	3/27	0	38	0	69.5
John Brown	1	1	16	0/0	1	16	0	158.3
Corey Bojorquez	1	0	0	0/0	0	0	0	39.6
TOTAL	48	25	280	3/27	1	38	0	76.7

RUSHING	ATT	YDS	AVG	LG	TD
Josh Allen	9	92	10.2	42	0
Devin Singletary	13	58	4.5	18	0
Frank Gore	8	22	2.8	14	0
TOTAL	30	172	5.7	42	0

RECEIVING	NO	YDS	AVG	LG	TD
Devin Singletary	6	76	12.7	38	0
Cole Beasley	4	44	11.0	21	0
Duke Williams	4	49	12.3	20	0
Isaiah McKenzie	4	23	5.8	10	0
John Brown	4	50	12.5	28	0
Dawson Knox	1	14	14.0	14	0
Josh Allen	1	16	16.0	16t	1
Lee Smith	1	8	8.0	8	0
TOTAL	25	280	11.2	38	1

TOP DEFENSE	TOT	SOLO	AST	SCK	YDS	INT
Matt Milano	12	8	4	0.0	0.0	0
Tremaine Edmunds	12	8	4	1.0	7.0	0
Kevin Johnson	9	7	2	0.0	0.0	0

FIELD GOALS	FGA/FGM	PERCENT	RESULTS
Stephen Hauschka	4-4	100.0	(40, 40, 38, 47)
TOTAL	4-4	100.0	

Houston Texans

PASSING	ATT	CP	YDS	SK/YD	TD	LG	INT	RTG
Deshaun Watson	25	20	247	7/28	1	41	0	121.2
TOTAL	25	20	247	7/28	1	41	0	121.2

RUSHING	ATT	YDS	AVG	LG	TD
Deshaun Watson	14	55	3.9	20t	1
Carlos Hyde	16	48	3.0	8	0
Duke Johnson	3	38	12.7	19	0
TOTAL	33	141	4.3	20	1

RECEIVING	NO	YDS	AVG	LG	TD
DeAndre Hopkins	6	90	15.0	41	0
Darren Fells	4	37	9.3	14	0
Kenny Stills	4	46	11.5	20	0
Duke Johnson	3	30	10.0	18	0
Carlos Hyde	1	5	5.0	5t	1
DeAndre Carter	1	5	5.0	5	0
Taiwan Jones	1	34	34.0	34	0
TOTAL	20	247	12.4	41	1

TOP DEFENSE	TOT	SOLO	AST	SCK	YDS	INT
Benardrick McKinney	10	6	4	0.0	0.0	0
Zach Cunningham	9	5	4	0.0	0.0	0
Bradley Roby	7	7	0	0.0	0.0	0

FIELD GOALS	FGA/FGM	PERCENT	RESULTS
Ka'imi Fairbairn	2-2	100.0	(41, 28)
TOTAL	2-2	100.0	

Team Statistics

	Bills	Texans
First Downs	24	19
Total Net Yards	425	360
Rushes/Net Yards	30/172	33/141
Net Passing	253	219
Pass Attempts/Completions	48/25	25/20
Had Intercepted	0	0
Sacked/Yards Lost	3/27	7/28
Punts/Average	4/44.8	5/43.2
Penalties/Yards	7/64	4/20
Fumbles/Lost	2/1	2/1
Possession Time	35:15	36:25

2019 GAME SUMMARIES



AFC DIVISIONAL PLAYOFF GAME 2

Houston Texans 31, Kansas City Chiefs 51

73,503 Arrowhead Stadium Kansas City, Mo. Jan 12, 2020



Houston Texans	21	3	7	0	—	31
Kansas City Chiefs	0	28	13	10	—	51

Scoring Drives

TEAM	QTR	TIME	SCORING PLAY	HOU	KC
Texans	1	11:59	K.Stills 54 yd. pass from D.Watson (K.Fairbairn kick) (6-75, 3:01)	7	0
Texans	1	10:06	L.Johnson 10 yd. return of blocked punt (K.Fairbairn kick)	14	0
Texans	1	01:21	D.Fells 4 yd. pass from D.Watson (K.Fairbairn kick) (2-6, 0:48)	21	0
Texans	2	10:54	K.Fairbairn 31 yd. Field Goal (9-38, 4:55)	24	1
Chiefs	2	09:55	Dam.Williams 17 yd. pass from P.Mahomes (H.Butker kick) (2-42, 0:59)	24	7
Chiefs	2	08:05	T.Kelce 5 yd. pass from P.Mahomes (H.Butker kick) (3-33, 0:23)	24	14
Chiefs	2	06:31	T.Kelce 6 yd. pass from P.Mahomes (H.Butker kick) (3-6, 1:25)	24	21
Chiefs	2	00:44	T.Kelce 5 yd. pass from P.Mahomes (H.Butker kick) (8-90, 2:03)	24	28
Chiefs	3	11:24	Dam.Williams 1 yd. run (kick failed, wl) (7-85, 3:36)	24	34
Chiefs	3	04:39	Dam.Williams 5 yd. run (H.Butker kick) (6-77, 3:55)	24	41
Texans	3	00:24	D.Watson 5 yd. run (K.Fairbairn kick) (9-75, 4:15)	31	41
Chiefs	4	13:52	B.Bell 8 yd. pass from P.Mahomes (H.Butker kick) (4-72, 1:32)	31	48
Chiefs	4	08:06	H.Butker 24 yd. Field Goal (7-52, 3:31)	31	51

Houston Texans

PASSING	ATT	CP	YDS	SK/YD	TD	LG	INT	RTG
Deshaun Watson	52	31	388	4/26	2	54	0	95.7
Kenny Stills	0	0	0	1/14	0	0	0	0.0
TOTAL	52	31	388	5/40	2	54	0	95.7

RUSHING	ATT	YDS	AVG	LG	TD
Carlos Hyde	13	44	3.4	7	0
Deshaun Watson	6	37	6.2	10	1
Duke Johnson	1	11	11.0	11	0
Justin Reid	1	2	2.0	2	0
TOTAL	21	94	4.5	11	1

RECEIVING	NO	YDS	AVG	LG	TD
DeAndre Hopkins	9	118	13.1	38	0
Duke Johnson	5	23	4.6	9	0
Will Fuller V	5	89	17.8	39	0
Carlos Hyde	3	18	6.0	10	0
Darren Fells	3	22	7.3	9	1
Kenny Stills	3	80	26.7	54t	1
DeAndre Carter	1	17	17.0	17	0
Jordan Thomas	1	7	7.0	7	0
Taiwan Jones	1	14	14.0	14	0
TOTAL	31	388	12.5	54	2

TOP DEFENSE	TOT	SOLO	AST	SCK	YDS	INT
Zach Cunningham	7	5	2	0.0	0.0	0
Gareon Conley	5	5	0	1.0	5.0	0
Benardrick McKinney	4	2	2	0.0	0.0	0

FIELD GOALS	FGA/FGM	PERCENT	RESULTS
Ka'imi Fairbairn	2-1	50.0	(31) 51WR
TOTAL	2-1	50.0	

Kansas City Chiefs

PASSING	ATT	CP	YDS	SK/YD	TD	LG	INT	RTG
Patrick Mahomes	35	23	321	0/0	5	48	0	134.6
Sammy Watkins	0	0	0	1/5	0	0	0	0.0
TOTAL	35	23	321	1/5	5	48	0	134.6

RUSHING	ATT	YDS	AVG	LG	TD
Patrick Mahomes	7	53	7.6	21	0
Damien Williams	12	47	3.9	26	2
Sammy Watkins	1	14	14.0	14	0
Tyreek Hill	1	4	4.0	4	0
TOTAL	21	118	5.6	26	2

RECEIVING	NO	YDS	AVG	LG	TD
Travis Kelce	10	134	13.4	28	3
Tyreek Hill	3	41	13.7	20	0
Blake Bell	2	15	7.5	8t	1
Damien Williams	2	21	10.5	17t	1
Mecole Hardman	2	19	9.5	13	0
Sammy Watkins	2	76	38.0	48	0
Demarcus Robinson	1	4	4.0	4	0
Deon Yelder	1	11	11.0	11	0
TOTAL	23	321	14.0	48	5

TOP DEFENSE	TOT	SOLO	AST	SCK	YDS	INT
Damien Wilson	8	5	3	0.0	0.0	0
Daniel Sorensen	8	4	4	0.0	0.0	0
Bashaud Breeland	7	6	1	0.0	0.0	0

FIELD GOALS	FGA/FGM	PERCENT	RESULTS
Harrison Butker	1-1	100.0	(24)
TOTAL	1-1	100.0	

Team Statistics

	Texans	Chiefs
First Downs	23	29
Total Net Yards	442	434
Rushes/Net Yards	21/94	21/118
Net Passing	348	316
Pass Attempts/Completions	52/31	35/23
Had Intercepted	0	0
Sacked/Yards Lost	5/40	1/5
Punts/Average	3/45.7	4/30.8
Penalties/Yards	7/87	4/37
Fumbles/Lost	2/1	2/1
Possession Time	34:35	25:25



HOUSTON
TEXANS

TEXANS HISTORY

RING OF HONOR

ROBERT C.
McNAIR
★ 1937 - 2018 ★



Robert C. McNair (Jan. 1, 1937 – Nov. 23, 2018), a leading businessman, sportsman and philanthropist in Houston, Texas for more than 50 years, was the founder, senior chairman and chief executive officer of the Houston Texans National Football League team.

McNair was perhaps best known in the business community as the founder of Cogen Technologies, which became the largest privately owned cogeneration company in the world with an aggregate capacity of 1,400 megawatts. In 1999, he sold the company while retaining ownership of power plants in New York and West Virginia, until 2017 and 2018 respectively.

McNair served as senior chairman of McNair Interests, headquartered in Houston, Texas where he oversaw an investment portfolio. McNair owned Palmetto Partners, Ltd. and RCM Financial Services, L.P., private investment entities that managed the McNairs' private and public equity investments. He was inducted into the Texas Business Hall of Fame and the Houston Hall of Fame in 1997 and 2010, respectively. In 2018, the South Carolina Business Hall of Fame honored McNair as a 2019 Laureate for his work as a champion of free enterprise and a role model in business to youth.

Committed to bringing an NFL team to Houston, McNair formed Houston NFL Holdings in 1998. On October 5, 1999, the NFL awarded him the 32nd NFL franchise, returning professional football to the City of Houston in 2002. McNair's influence and leadership also brought two Super Bowls to Houston's NRG Stadium: Super Bowl XXXVIII in 2004 and Super Bowl LI in 2017.

McNair was born in Tampa, Fla. He and his wife, Janice Suber McNair, were residents of Houston since 1960. McNair graduated from the University of South Carolina in Columbia, S.C. in 1958 with a Bachelor of Science degree. In 1999, Mr. McNair received an Honorary Doctor of Humane Letters degree from the University of South Carolina. In 2010, he received an Honorary Doctor of Humanities in Medicine from Baylor College of Medicine. Janice McNair graduated from Columbia College in Columbia, S.C. in 1959. In 2015, she received an Honorary Doctor of Humanities from Columbia College.

McNair is survived by his wife, Janice, sons Robert Cary McNair Jr. and wife Kate, Daniel Calhoun "Cal" McNair and wife Hannah, and daughters Ruth Smith and Melissa McNair, eleven granddaughters, five grandsons and two great grandsons. He was preceded in death by his parents, Ruth Adair McNair and Ruse Foster McNair, and two brothers Ruse Foster McNair Jr. and John McNair.

PHILANTHROPIC IMPACT

McNair chaired The Robert and Janice McNair Foundation, the Houston Texans Foundation headquartered in Houston, Texas, and The Robert and Janice McNair Educational Foundation where he grew up in Forest City, N.C. For over 25 years, the McNairs and their foundations gave generously to a wide array of charitable, scientific, literary, educational and religious organizations including Baylor College of Medicine's MD/PhD Program, and scholarship initiatives at the University of South Carolina, Rice University, Columbia College, Newberry College, Austin College, Virginia Tech and Houston Community College.

The McNairs' passion for education included the Houston Independent School District's Fine Arts Program, Project GRAD Houston, Teach For America, the Neuhaus Education Center and the Houston-area charter schools initiative. At the James A. Baker III Institute for Public Policy at Rice University, they endowed the Robert and Janice McNair Public Policy Chair; a position held by the Institute's founding director, Ambassador Edward P. Djerejian. The McNairs' love of community is evident throughout the City of Houston and includes the Houston Zoo's McNair Asian Elephant Habitat, the jogging trail at Discovery Green, the San Jacinto Girl Scouts Equestrian Center, the McNair Cub Scout Adventure World, the United Way Computer Training Center, and the McNair Hall and McNair Plaza at Houston Baptist University. They sponsored community outreach programs for the Houston Symphony, Houston Grand Opera, Houston Museum of Fine Arts and Young Audiences of Houston. In addition, McNair was a founding member of the Cotswold Project, a revitalization project in downtown Houston.

In 2007, the McNairs turned their primary philanthropic focus to medical research. They established the McNair Medical Institute and provided a transformational gift to Baylor College of Medicine in Houston. The McNair Scholars Program soon followed to recruit and deploy world-class physicians and research scientists in the fields of Type 1 diabetes, cancer and neurosciences. In addition to Baylor College of Medicine, McNair Scholars are located across Houston's acclaimed Texas Medical Center including MD Anderson, The Menninger Clinic, Texas Children's Hospital and the Texas Heart Institute.

In 2013 and 2014, the McNairs provided major gifts to Houston's AD Players Theater, Houston's United Way 2-1-1 Capital Campaign, the Star of Hope Family Place, Houston Parks Bayou Greenways 2020 and the Houston Zoo's Phase II African Forest campaign. Honoring the fruits of American entrepreneurship, in 2015 the McNairs began establishing McNair Centers for Entrepreneurism and Free Enterprise at the James A. Baker III Institute for Public Policy at Rice University, the University of St. Thomas Houston, the University of South Carolina, Columbia College in Columbia, South Carolina and Northwood University in Midland, Michigan. In 2016, they added a McNair Center at Houston Baptist University. When Hurricane Harvey hit their hometown and surrounding area in 2017, the McNairs stepped forward immediately and gave \$3 million to the United Way of Greater Houston for relief efforts.

RING OF HONOR

AWARDS AND RECOGNITION

Janice and Bob McNair's philanthropic leadership, humanitarian efforts and impact in the community were recognized far and wide with numerous awards and honors. In 2003, the Association of Fundraising Professionals honored their namesake foundation, The Robert and Janice McNair Foundation, with their 2003 Outstanding Philanthropic Foundation Award. In November 2004, the Houston Independent School District followed with their Hall of Fame Award, and in 2008, Young Audiences of Houston bestowed their Houston Community Arts Partner Leadership Award. In 2012, the Neuhaus Education Center applauded the Foundation for 15 years of loyal support, and in May it was recognized at the Mayor's Literacy Leadership Breakfast. In 2013, during their "Hats in the Park" luncheon, the Hermann Park Conservancy honored the Foundation for supporting Centennial Gardens.

Bob McNair was the recipient of numerous awards including the Anti-Defamation League's Torch of Liberty Award, Northwood University's Outstanding Business Leader Award, the Association for Private Enterprise Education's Herman W. Lay Memorial Award, the Houston Chapter of the National Football Foundation's Distinguished American Award, the Houston Rotary Club's Distinguished Citizen Award, the South Main Center Association's City Builder Award, the Houston Advertising Federation's Annual Trailblazer Award (for significantly enhancing the overall image of Houston both locally and globally), the Sam Houston Area Council of the Boy Scouts of America Distinguished Citizen Award, the Texas Heart Institute's Denton A. Cooley Leadership Award, the Freedoms Foundation at Valley Forge National Award for Outstanding Patriotism, Responsible Citizenship and Community Involvement and the Fellowship of Christian Athletes President and Mrs. George H. W. Bush Community Impact Award.

In June 2005, Rice University's board of trustees named their 167,000-square-foot Jesse H. Jones Graduate School of Management, "Janice and Robert McNair Hall." In October 2007, Baylor College of Medicine presented their first Pink Ribbon Hero Award for Ambassadorship to the McNairs for their support of past Pink Ribbon Houses and for their commitment to fight cancer. In April 2009, the KIPP Academy honored the McNairs for their devotion in supporting the education of inner city and underprivileged youth. In May 2009, Bob McNair was named "Entrepreneur of the Decade" by the Houston Technology Center. In November, he was awarded the James A. Baker III Prize for Excellence in Leadership, an honor that recognizes nationally and internationally renowned leaders for excellence in public service and civic life. That December, McNair

received the inaugural Rotary Lombardi Humanitarian Award, followed by the Houston Independent School District presenting him with their Encore for Excellence Award. In April 2010, the DePelchin Children's Center presented Janice and Bob McNair with their Kezia DePelchin Award in honor of their long-standing support of the DePelchin Children's Center.

Bob McNair was inducted into the South Carolina Athletic Hall of Fame in May 2010. In November, the Association of Fundraising Professionals presented Janice and Bob McNair with their Maurice Hirsch Award for Philanthropy, the highest recognition given to an individual or family for exceptional generosity and outstanding civic and charitable responsibility. In 2012, Rice University again honored the McNairs during the 10th anniversary of McNair Hall, and in 2013, they were the recipients of the Texas Association of Partners in Education Award for the Texas Outstanding Sports Partnership.

In 2014, the McNairs received UNICEF's inaugural Margaret Alkek Williams Humanitarian Award and Houston Baptist University's Spirit of Excellence Award. They were honored by the Houston Zoo, the Souper Bowl of Caring, and in 2011, Bob McNair was honored by the Junior Achievement of Southeast Texas as a Class of 2011 Laureate, and the JA Hall of Achievement. In September 2011, Texas Children's Cancer Center honored the McNairs as their 2011 Community Champions. In April 2012, the Escape Family Resource Center honored them as headliners for their annual Celebrity Serve benefit.

Bob McNair was selected as one of Texas Medical Center's 2013 Men of Distinction, and Janice and Bob McNair were Honorary Co-Chairs for Impact a Hero's 2013 Gala. They chaired the American Cancer Society's Hope Lodge Houston campaign, and were honored as Community Partner Honorees, along with the Houston Texans, at the Houston Symphony's Centennial Opening Night in September 2013. In November 2013, the McNairs were selected by the DePelchin Children's Center to serve as Honorary Event Chairs at their Children's Center Gala. In February 2014, Janice and Bob McNair received the Houston Community College's Crystal Eagle Award. In November 2015, MD Anderson and NBC's Tom Brokaw honored Bob McNair as MD Anderson's "Living Legend".

In March of 2016, Janice and Bob McNair were selected as Honorary Chairs of the Texas Children's Hospital Promise Campaign. In February 2017, the Lombardi Honors and Awards program awarded Janice and Bob McNair with their 2016 Lombardi Fellows and Humanitarians of the Year awards. In May, the Newberry College John Bachman Society presented the McNairs with their "Distinguished Members for 2017" Award. In September 2017, Rutherford County N.C., where Bob McNair grew up, inducted him into their inaugural Sports Hall of Fame class, and in 2018, McNair became the sixth recipient of the Texas Sports Hall of Fame's Lamar Hunt Lifetime Achievement Award. In 2018, the McNairs were awarded Houston Baptist University's Founders Medal, which had only been awarded one other time. McNair was also recognized posthumously with the 2020 Lifetime Achievement Award by the Houston Sports Awards.

Bob McNair was a member of the Board of Trustees for numerous institutions including Rice University, Baylor College of Medicine, the Texas Heart Institute, Houston Grand Opera, the Museum of Fine Arts Houston, the Greater Houston Partnership, the Greater Houston Convention and Visitors Bureau, the Free Enterprise Institute, the Sigma Chi Foundation, the Federal Reserve Banks of Dallas and Houston, and the Young Presidents' and World Presidents' Organizations.



RING OF HONOR



TEAM ACCOMPLISHMENTS UNDER MCNAIR

Under McNair's leadership, the Texans became one of three teams in the NFL (Chiefs and Patriots) to win their division in three of the last four years of his tenure (2015-16 and 2018) and won their division in five of the last eight seasons (2011-12, 2015-16 and 2018).

McNair hired Bill O'Brien as the third head coach of the franchise in January 2014, ushering in a new era of Texans football. In 2018, Houston earned its fourth winning season in five years under O'Brien and won three division titles in the last five seasons under O'Brien. No other active head coach won more division titles in their first five years. In 2016, the Texans enjoyed the distinction of their third straight winning season for the first time in franchise history and won their second consecutive AFC South Division championship for the second time under McNair. Houston advanced to the AFC Divisional Round for the first time since 2012 and finished the year with the NFL's top-ranked defense for the first time in franchise history. The team also posted a 7-1 record at home during the regular season, which set a single-season franchise record and tied for the best home record in the NFL in 2016.

McNair's Texans won their first AFC South title in 2011 and gave Houston its first NFL playoff game in nearly 18 years with a 31-10 win against Cincinnati in the Wild Card round on January 7, 2012. Houston then claimed its second-consecutive AFC South title in 2012 and finished the regular season 12-4, matching the most regular season wins in the City of Houston's NFL history.

McNair was actively involved in NFL affairs including serving as chairman of the Finance Committee. He was also a member of the Audit, Compensation and Chairman's Committees.

HOUSTON TEXANS BY THE NUMBERS UNDER MCNAIR'S LEADERSHIP (2002-18)	
5	DIVISION TITLES ('11, '12, '15, '16, '18)
7	WINNING SEASONS FROM 2009-2018
28	PLAYERS NAMED TO AP ALL-PRO TEAM
45	PLAYERS NAMED TO THE PRO BOWL
174	CONSECUTIVE SOLD OUT HOME GAMES



STONERSIDE STABLE

Stonerside Stable, a major Thoroughbred horse farm in Kentucky, was also among McNair's successes. A 1,947-acre Thoroughbred horse farm and racing stable, Stonerside was home to more than 275 racehorses, broodmares, yearlings and weanlings. From its inception in 1994, Stonerside won 72 Graded Stakes races including Grade I wins in the Belmont, Breeders' Cup Mile, the Travers, the Haskell, the Hollywood Gold Cup, the Cigar Mile, the Carter, the Swaps, the Wood Memorial, the Matriarch and the Oak Leaf Stakes. Stonerside has also finished second and third in the Kentucky Derby and was the co-breeder of Fusaichi Pegasus, winner of the Derby in 2000. Stonerside has bred the winners of more than \$50 million, including the 2008 Breeders' Cup Classic winner Raven's Pass and 2008 Champion American Juvenile colt Midshipman, the winner of the Breeders' Cup Juvenile. Stonerside was named Breeder of the Year in 2007 and 2008 by Kentucky horsemen.

McNair served on the boards of the Breeders' Cup and Thoroughbred Owners and Breeders Association and was awarded the Allan Bogan Memorial Award for outstanding services to the Texas Thoroughbred Association. He was a member of the prestigious Jockey Club, which governs the sport of Thoroughbred racing. In October 2008, McNair sold Stonerside Farm and Racing Stable. The Texas Horse Racing Hall of Fame inducted Janice and Bob as members in 2019.



THE TEXAS BOWL

As founder and chairman emeritus of the Texas Bowl, McNair revived Houston's collegiate bowl game on December 28, 2006. The game now features teams from the Big 12 and SEC conferences and boasts an average attendance of more than 70,000 fans a year, ranking fourth among all Bowls trailing only the Rose, Cotton and Peach Bowls since 2014. In 2006, McNair selected the DePelchin Children's Center as the bowl game's charitable beneficiary. DePelchin has since received more than \$1.4 million in direct financial support and millions more in promotional support from the Texas Bowl partnership.



RING OF HONOR

HONORING A HOUSTON LEGEND

On Nov. 26, 2018, the Texans and their fans honored Robert C. McNair's legacy before their game against the Tennessee Titans on ESPN's *Monday Night Football*. McNair passed away on Friday, November 23, 2018 at the age of 81. The Texans paid tribute to their founder in a pregame ceremony, which included a video tribute to him while the Texas A&M Singing Cadets sang "Amazing Grace." While the video was played, one side of the video board displayed the words: "Faith, Family, Philanthropy, Football." Houston also saluted McNair by wearing helmet decals in the shape of a football with white block letters bearing his initials of "RCM." The initials were also painted on both 25-yard lines.

Messages of appreciation and respect continued to pour in following McNair's death and Texans players felt a 34-17 victory over Tennessee was the perfect way to honor him.

"The one thing Mr. McNair wanted was a winner," Texans DE J.J. Watt said. "All he wanted was a winner. He wanted to win every week. He wanted a team that could win and bring a championship to this city. So to be able to win eight straight and to be able to win tonight for him was good, and we're going to try to keep doing that for him."



CELEBRATING HIS LIFE AND LEGACY

A public celebration of life for Robert C. McNair took place at NRG Stadium on Friday, December 7, 2018. The Reverend Eric S.C. Manning, who is the Senior Pastor at Mother Emanuel A.M.E. Church in Charleston, S.C., led the welcome and invocation while the Houston Symphony and Houston Grand Opera performed the music.

Tributes were given by Former U.S. Secretary of State James A. Baker III, NFL Commissioner Roger Goodell, President of the University of South Carolina Dr. Harris Pastides and Pastor Emeritus of Memorial Drive Presbyterian Church Dr. Dave Peterson. The large guest list included Governor Greg Abbott, Gayle Benson, Michael Bidwill, Arthur Blank, Jim Crane, Senator Ted Cruz, Tilman Fertitta, Clark Hunt, Jim Irsay, Jerry Jones, Marcus Luttrell, Virginia McCaskey, Art Rooney, Amy Adams Strunk, Mayor Sylvester Turner and more.



RING OF HONOR CEREMONY & FOUNDER'S DAY

The Houston Texans inducted Robert C. McNair into the Texans Ring of Honor on Sunday, Oct. 6, 2019 at halftime of the game against the Atlanta Falcons. McNair became the second inductee into the Houston Texans Ring of Honor, joining retired WR Andre Johnson. Marc Vandermeer, voice of the Houston Texans, and Johnson hosted the McNair family at mid-field to present them with a framed red blazer and unveil Mr. McNair's name on the northwest 800-level Ring of Honor ribbon.

Moving forward, the Texans will celebrate McNair's life and legacy each year on October 6, the day the team was award to the McNairs, which is now known as Founder's Day. As a Founder's Day tradition, each year the Houston Texans staff will complete a service project in his memory to honor McNair's philanthropic legacy.



"What a great joy it is for me to see my dad become part of our Houston Texans Ring of Honor," said Texans Chairman and CEO **Cal McNair** in a halftime address to the crowd. "I remember standing with him in this exact spot in 2000, when this stadium had yet to be built and this organization had just been formed. He was so proud that one day this would be a place that 72,000 of his favorite people – Houstonians...Texans – would gather to cheer on a team they could once again call their own. He loved this city, this team and the avenues it provided to better the community. Not a day goes by that we don't think about him or wish he was still with us, and we are humbled and excited to celebrate him today as he is immortalized in the Ring of Honor. Thank you and go Texans!"

RING OF HONOR



ANDRE JOHNSON INDUCTED INTO RING OF HONOR

The Houston Texans honored former wide receiver **Andre Johnson** on Sunday, Nov. 19, 2017 during their game against the Arizona Cardinals at NRG Stadium. At halftime, the Texans inducted Johnson as the inaugural member of the Texans' Ring of Honor.

Johnson is the first Texans player inducted into the team's Ring of Honor, putting a Houston-sized bookend on his amazing career. Johnson's legacy is unmatched and makes him the perfect player to be the first to capture this amazing organizational honor. Inducting such a signature star as the first member of the team's Ring of Honor was a historic moment for Texans fans to witness. Johnson also served as the Homefield Advantage Captain and Coin Toss Captain.

Throughout the week leading up to the game, the Texans hosted several events in honor of Johnson. On Tuesday, the City of Houston presented the former Texan with a proclamation proclaiming Sunday, Nov. 19, 2017 as "Andre Johnson Day." Later that evening, children from the Houston Texans YMCA hosted a retirement party for Johnson at Bowlmor Lanes along with current Texans players, Mascot TORO, Cheerleaders and Ambassador **Chester Pitts**. On Thursday, Nov. 16, in partnership with Palais Royal, 80 lucky winners were selected to meet Johnson at NRG Stadium and receive an autograph and photo with the former Texans great.



ANDRE JOHNSON CAREER ACCOMPLISHMENTS

BASIC INFORMATION

- Drafted third overall by the Texans in the 2003 NFL Draft out of the University of Miami (Fla.)
- Played and started 169 games for the Texans from 2003-14 (12 seasons)

TEXANS RECORDS

- Franchise's all-time leader in nearly every receiving category:
 - Career receptions (1,012)
 - Career receiving yards (13,597)
 - Career receiving touchdowns (64)
 - Career 100-yard receiving games (51)
- Holds numerous individual game records including:
 - Receptions (14) - tied
 - Receiving yards (273)
 - Receiving touchdowns (three) - tied
- Set multiple single-season franchise records including:
 - Receptions with 115 in 2008 - tied
 - Receiving yards with 1,598 in 2012
- Had a stretch of 133 consecutive games played with a reception (11/6/05 to 12/21/14)
- Scored 64 career touchdowns with the Texans, second most in franchise history (A. Foster)
- Led the team in receptions and receiving yards in 10 different seasons

NFL CAREER ACCOMPLISHMENTS

- Ranks 11th all-time in receptions and 11th all-time in receiving yards
- Fifth all-time in receptions per game (5.5) and 15th all time in receiving yards per game (73.5)
- His 51 career 100-yard receiving games tie for fifth all-time
- Seven-time Pro Bowl selection (2005, 2007, 2009, 2010, 2011, 2013, 2014)
- Associated Press All-Pro First Team (2008, 2009)
- Associated Press All-Pro Second Team (2012)
- Led the NFL in receptions in 2006 with 103 and again in 2008 with a career-high 115
- Led the NFL in yards receiving in 2008 (1,575) and in 2009 (1,569)
- Holds the NFL record with 21 career games with 10 or more receptions and 100 or more yards receiving
 - Has 10 games with at least 10 receptions and 150 yards receiving, tied with Jerry Rice, Julio Jones and Antonio Brown for the most in NFL history
 - One of three players to record four seasons of 100-plus receptions and 1,400-plus yards (Marvin Harrison and Antonio Brown)
 - One of three players in modern NFL history to lead the league in receiving in back-to-back years

RING OF HONOR



FROM HIS PEERS

Texans Head Coach and General Manager Bill O'Brien:

"Andre just personally meant a lot to me. He was a true professional. He worked very hard. Very smart, very detailed guy. Team guy. Players had a tremendous amount of respect for him. I remember when he came back into the team meeting room when he had held out for a little bit in the minicamp there, I think they gave him a standing ovation. I mean, it was incredible, just the respect that the players had for him. I had respect for him just from where I had been in New England. I can remember Bill Belichick standing up in a team meeting before 2009 when we played them out here, New England, just reading off his stats and what he's meant to this organization and the respect that he has around the league."

Former Texans and Broncos Head Coach Gary Kubiak:

"Congratulations, what a tremendous honor for you and your family. You're a tremendous player and a tremendous person for the Texans. You taught them what a great player was. You taught a young organization what a great player was and what a great teammate was. More importantly, what a great person you were as well. You had tremendous accomplishments throughout your career. You're a Hall of Fame football player and a Hall of Fame person."

Former NFL WR and Hall of Famer Michael Irvin:

"His ability raised up other people to make them play great. What made him so difficult for everybody to cover is that he was that pinnacle, the perfect matchup. He was a big receiver that had the speed and he was incredible. Fast enough to get on top of you and beat you with the deep ball, but he was big enough and crafty enough to run every day down routes and beat you that way. He was a matchup nightmare for anybody."



DRE IN THE COMMUNITY

Andre Johnson's impact was not just on the field for the Houston Texans. The former wide receiver showcased an unwavering dedication to his adopted community of Houston. Johnson was a well-known community leader and advocate for youth off the field. The same year he was drafted by the Texans in 2003, he founded the Andre Johnson Foundation as a way to give back to the community and showcase the positive lifestyles and contribution of professional athletes. Over his career in Houston, Johnson established programs that make a difference in the lives of youth focusing on children from single-parent homes. Through his foundation, Johnson has donated more than \$400,000 to support programs and organizations that empower those youth.

JOHNSON'S COMMUNITY OUTREACH

- Founded the Andre Johnson Foundation in 2003
- Through his foundation, Andre has donated more than \$400,000 to support programs and organizations to empower youth from single-parent homes
- Created a Playbook for Success Program at Bastian Elementary School to educate students on the importance of building leadership qualities and teaches them proper etiquette to prepare for the real world
- Supported the Houston Area Women's Center to help women who are victims of domestic violence
- Hosts an annual football camp
- Provides groceries for families at Thanksgiving
- Provided presents for students at Bastian Elementary School through the Blue Santa program
- Invites children in the care of Child Protective Services to a shopping spree at Toys'R'Us



RETIRING A TEXAN

The Houston Texans signed WR **Andre Johnson** to a one-day contract that allowed him to retire as a member of the organization after being honored at a press conference on Wednesday, April 19, 2017 at NRG Stadium. The press conference included Chairman and Chief Executive Officer **Cal McNair**.

Johnson spent the first 12 seasons of his career with the Texans after being drafted third overall in the 2003 NFL Draft out of the University of Miami (Fla.). He is the franchise's all-time leader in nearly every receiving category including career receptions (1,012), receiving yards (13,597), receiving touchdowns (64) and 100-yard games (51). Johnson also holds numerous individual game records for the Texans, including most receptions (14), receiving yards (273) and receiving touchdowns (three) in a game.

Johnson played and started 169 games for the Texans from 2003-14 and led the team in receptions and receiving yards in 10 of those seasons. He set the single-season franchise record for receptions with 115 in 2008 and receiving yards with 1,598 in 2012. Johnson also had a stretch of 133 consecutive games played with a reception (11/6/05 to 12/21/14) and scored 64 career touchdowns with the Texans, second most in franchise history.

YEAR-BY-YEAR RESULTS

2002

Head Coach: Dom Capers

Preseason (1-4)

Day, Date	W/L	Score	Opponent	H/A/N	Attend.	Venue (Roof Status)	Surface	Temp.	Kickoff Time	Hou. QB	Opp. QB
Mon, 8/5/02	L	17-34	N.Y. Giants	N	22,461	Fawcett Stadium (Canton,OH)	Artificial	74°	8:07 p.m. ET	D. Carr	K. Collins
Sat, 8/10/02	W	13-10	New Orleans	A	67,356	Louisiana Superdome	Artificial	NA	7:07 p.m. CT	D. Carr	A. Brooks
Sat, 8/17/02	L	9-19	Kansas City	A	73,506	Arrowhead Stadium	Grass	74°	7:30 p.m. CT	D. Carr	T. Green
Sat, 8/24/02	L	3-24	Miami	H	69,432	Reliant Stadium (open)	Grass	90°	7:10 p.m. CT	D. Carr	J. Fiedler
Fri, 8/30/02	L	13-17	Tampa Bay	H	68,371	Reliant Stadium (open)	Grass	90°	7:06 p.m. CT	D. Carr	B. Johnson

Regular Season (4-12 overall; 4th AFC South; 2-6 home; 2-6 away)

Day, Date	W/L	Score	Opponent	H/A/N	Attend.	Venue (Roof Status)	Surface	Temp.	Kickoff Time	Hou. QB	Opp. QB
Sun, 9/8/02	W	19-10	Dallas	H	69,604	Reliant Stadium (closed)	Grass	NA	7:36 p.m. CT	D. Carr	Q. Carter
Sun, 9/15/02	L	3-24	San Diego	A	56,098	Qualcomm Stadium	Grass	74°	1:15 p.m. PT	D. Carr	D. Brees
Sun, 9/22/02	L	3-23	Indianapolis	H	69,204	Reliant Stadium (open)	Grass	81°	12:01 p.m. CT	D. Carr	P. Manning
Sun, 9/29/02	L	17-35	Philadelphia	A	64,867	Veterans Stadium	NeXTurf	64°	1:02 p.m. ET	D. Carr	D. McNabb
Sun, 10/13/02	L	24-31	Buffalo	H	70,120	Reliant Stadium (closed)	Grass	NA	12:02 p.m. CT	D. Carr	D. Bledsoe
Sun, 10/20/02	L	17-34	Cleveland	A	73,248	Cleveland Browns Stadium	Grass	50°	4:05 p.m. ET	D. Carr	T. Couch
Sun, 10/27/02	W	21-19	Jacksonville	A	53,721	ALLTEL Stadium	Grass	78°	4:15 p.m. ET	D. Carr	M. Brunell
Sun, 11/3/02	L	3-38	Cincinnati	H	69,827	Reliant Stadium (closed)	Grass	NA	12:01 p.m. CT	D. Carr	J. Kitna
Sun, 11/10/02	L	10-17	Tennessee	A	68,804	The Coliseum	Grass	76°	12:03 p.m. CT	D. Carr	S. McNair
Sun, 11/17/02	L	21-24	Jacksonville	H	69,711	Reliant Stadium (open)	Grass	66°	12:02 p.m. CT	D. Carr	M. Brunell
Sun, 11/24/02	W	16-14	N.Y. Giants	H	70,054	Reliant Stadium (open)	Grass	78°	3:15 p.m. CT	D. Carr	K. Collins
Sun, 12/1/02	L	3-19	Indianapolis	A	56,820	RCA Dome	Astroturf	NA	4:00 p.m. ET	D. Carr	P. Manning
Sun, 12/8/02	W	24-6	Pittsburgh	A	58,551	Heinz Field	Grass	35°	1:01 p.m. ET	D. Carr	T. Maddox
Sun, 12/15/02	L	19-23	Baltimore	H	70,108	Reliant Stadium (open)	Grass	70°	12:02 p.m. CT	D. Carr	J. Blake
Sun, 12/22/02	L	10-26	Washington	A	70,291	FedEx Field	Grass	54°	1:02 p.m. ET	D. Carr	P. Ramsey
Sun, 12/29/02	L	3-13	Tennessee	H	70,694	Reliant Stadium (open)	Grass	64°	12:03 p.m. CT	D. Carr	S. McNair

2003

Head Coach: Dom Capers

Preseason (0-4)

Day, Date	W/L	Score	Opponent	H/A/N	Attend.	Venue (Roof Status)	Surface	Temp.	Kickoff Time	Hou. QB	Opp. QB
Mon, 8/9/03	L	12-20	Denver	H	70,021	Reliant Stadium (closed)	Grass	NA	7:38 p.m. CT	D. Carr	J. Plummer
Fri, 8/15/03	L	6-34	Dallas	A	60,058	Texas Stadium	Artificial	95°	7:06 p.m. CT	D. Carr	Q. Carter
Sat, 8/23/03	L	17-19	San Diego	H	70,007	Reliant Stadium (open)	Grass	89°	7:30 p.m. CT	D. Carr	D. Brees
Thu, 8/28/03	L	3-34	Tampa Bay	A	64,808	Raymond James Stadium	Grass	82°	8:05 p.m. ET	D. Carr	B. Johnson

Regular Season (5-11 overall; 4th AFC South; 3-5 home; 2-6 away)

Day, Date	W/L	Score	Opponent	H/A/N	Attend.	Venue (Roof Status)	Surface	Temp.	Kickoff Time	Hou. QB	Opp. QB
Sun, 9/7/03	W	21-20	Miami	A	73,010	Pro Player Stadium	Grass	89°	1:06 p.m. ET	D. Carr	J. Fiedler
Sun, 9/14/03	L	10-31	New Orleans	A	68,390	Louisiana Superdome	Artificial	NA	12:02 p.m. CT	D. Carr	A. Brooks
Sun, 9/21/03	L	14-42	Kansas City	H	70,487	Reliant Stadium (closed)	Grass	NA	12:02 p.m. CT	D. Carr	T. Green
Sun, 9/28/03	W	24-20	Jacksonville	H	70,041	Reliant Stadium (open)	Grass	79°	12:05 p.m. CT	D. Carr	B. Leftwich
Sun, 10/12/03	L	17-38	Tennessee	A	68,809	The Coliseum	Grass	69°	12:03 p.m. CT	D. Carr	S. McNair
Sun, 10/19/03	L	14-19	N.Y. Jets	H	70,623	Reliant Stadium (open)	Grass	79°	3:05 p.m. ET	D. Carr	V. Testaverde
Sun, 10/26/03	L	21-30	Indianapolis	A	56,132	RCA Dome	Artificial	NA	4:15 p.m. ET	D. Carr	P. Manning
Sun, 11/2/03	W	14-10	Carolina	H	70,052	Reliant Stadium (open)	Grass	81°	12:02 p.m. CT	T. Banks	J. Delhomme
Sun, 11/9/03	L	27-34	Cincinnati	A	50,437	Paul Brown Stadium	Grass	43°	1:03 p.m. ET	D. Carr	J. Kitna
Sun, 11/16/03	W	12-10	Buffalo	A	72,677	Ralph Wilson Stadium	AstroPlay	47°	1:01 p.m. ET	D. Carr	D. Bledsoe
Sun, 11/23/03	L(OT)	20-23	New England	H	70,719	Reliant Stadium (closed)	Grass	NA	12:02 p.m. CT	T. Banks	T. Brady
Sun, 11/30/03	W	17-13	Atlanta	H	70,388	Reliant Stadium (open)	Grass	70°	12:03 p.m. CT	T. Banks	D. Johnson
Sun, 12/7/03	L	0-27	Jacksonville	A	43,363	ALLTEL Stadium	Grass	56°	1:02 p.m. ET	D. Ragone	B. Leftwich
Sun, 12/14/03	L	3-16	Tampa Bay	A	65,124	Raymond James Stadium	Grass	67°	1:01 p.m. ET	D. Ragone	B. Johnson
Sun, 12/21/03	L	24-27	Tennessee	H	70,758	Reliant Stadium (open)	Grass	NA	12:03 p.m. CT	D. Carr	S. McNair
Sun, 12/28/03	L	17-20	Indianapolis	H	70,680	Reliant Stadium (closed)	Grass	NA	12:03 p.m. CT	D. Carr	P. Manning

YEAR-BY-YEAR RESULTS

2004

Head Coach: Dom Capers

Preseason (1-3)

Day, Date	W/L	Score	Opponent	H/A/N	Attend.	Venue (Roof Status)	Surface	Temp.	Kickoff Time	Hou. QB	Opp. QB
Sat, 8/14/04	W	18-0	Dallas	H	70,431	Reliant Stadium (open)	Grass	85°	7:06 p.m. CT	D. Carr	V. Testaverde
Sat, 8/21/04	L	3-38	Pittsburgh	A	56,028	Heinz Field	Artificial	70°	7:35 p.m. ET	D. Carr	T. Maddox
Fri, 8/27/04	L	17-31	Denver	A	71,256	INVESCO Field at Mile High	Grass	54°	7:06 p.m. MT	D. Carr	J. Plummer
Thu, 9/2/04	L	9-17	Tampa Bay	H	70,024	Reliant Stadium (open)	Grass	83°	7:07 p.m. CT	D. Carr	B. Johnson

Regular Season (7-9 overall; 3rd AFC South; 3-5 home; 4-4 away)

Day, Date	W/L	Score	Opponent	H/A/N	Attend.	Venue (Roof Status)	Surface	Temp.	Kickoff Time	Hou. QB	Opp. QB
Sun, 9/12/04	L	20-27	San Diego	H	70,255	Reliant Stadium (closed)	Grass	NA	12:05 p.m. CT	D. Carr	D. Brees
Sun, 9/19/04	L	16-28	Detroit	A	61,465	Ford Field	Field Turf	68°	1:04 p.m. ET	D. Carr	J. Harrington
Sun, 9/26/04	W	24-21	Kansas City	A	77,433	Arrowhead Stadium	Grass	71°	12:00 p.m. CT	D. Carr	T. Green
Sun, 10/3/04	W	30-17	Oakland	H	70,741	Reliant Stadium (open)	Grass	NA	12:02 p.m. CT	D. Carr	K. Collins
Sun, 10/10/04	L(OT)	28-34	Minnesota	H	70,718	Reliant Stadium (open)	Grass	NA	12:02 p.m. CT	D. Carr	D. Culpepper
Sun, 10/17/04	W	20-10	Tennessee	A	68,932	The Coliseum	Grass	60°	12:02 p.m. CT	D. Carr	S. McNair
Sun, 10/31/04	W	20-6	Jacksonville	H	70,502	Reliant Stadium (open)	Grass	85°	12:02 p.m. CT	D. Carr	B. Leftwich
Sun, 11/7/04	L	13-31	Denver	A	74,292	INVESCO Field at Mile High	Grass	69°	2:15 p.m. MT	D. Carr	J. Plummer
Sun, 11/14/04	L	14-49	Indianapolis	A	56,511	RCA Dome	Artificial	NA	1:00 p.m. ET	D. Carr	P. Manning
Sun, 11/21/04	L	13-16	Green Bay	H	70,769	Reliant Stadium (closed)	Grass	NA	7:35 p.m. CT	D. Carr	B. Favre
Sun, 11/28/04	W	31-21	Tennessee	H	70,721	Reliant Stadium (open)	Grass	66°	12:05 p.m. CT	D. Carr	S. McNair
Sun, 12/5/04	L	7-29	N.Y. Jets	A	77,875	The Meadowlands	FieldTurf	56°	1:03 p.m. ET	D. Carr	C. Pennington
Sun, 12/12/04	L	14-23	Indianapolis	H	70,762	Reliant Stadium (open)	Grass	NA	12:02 p.m. CT	D. Carr	P. Manning
Sun, 12/19/04	W	24-5	Chicago	A	62,122	Soldier Field	Grass	12°	12:02 p.m. CT	D. Carr	C. Hutchinson
Sun, 12/26/04	W	21-0	Jacksonville	A	66,227	ALLTEL Stadium	Grass	40°	1:03 p.m. ET	D. Carr	B. Leftwich
Sun, 1/2/05	L	14-22	Cleveland	H	70,724	Reliant Stadium (closed)	Grass	72°	12:02 p.m. CT	D. Carr	K. Holcomb

2005

Head Coach: Dom Capers

Preseason (1-3)

Day, Date	W/L	Score	Opponent	H/A/N	Attend.	Venue (Roof Status)	Surface	Temp.	Kickoff Time	Hou. QB	Opp. QB
Sat, 8/13/05	L	14-20	Denver	H	70,016	Reliant Stadium (closed)	Grass	NA	7:07 p.m. CT	D. Carr	J. Plummer
Sat, 8/20/05	W	19-17	Oakland	H	70,116	Reliant Stadium (closed)	Grass	NA	7:07 p.m. CT	D. Carr	K. Collins
Sat, 8/27/05	L	9-21	Dallas	A	54,288	Texas Stadium	Artificial	93°	7:00 p.m. CT	D. Carr	D. Bledsoe
Thu, 9/1/05	L	14-38	Tampa Bay	A	63,591	Raymond James Stadium	Grass	84°	7:36 p.m. ET	D. Carr	B. Griese

Regular Season (2-14 overall; 4th AFC South; 2-6 home; 0-8 away)

Day, Date	W/L	Score	Opponent	H/A/N	Attend.	Venue (Roof Status)	Surface	Temp.	Kickoff Time	Hou. QB	Opp. QB
Sun, 9/11/05	L	7-22	Buffalo	A	71,781	Ralph Wilson Stadium	AstroPlay	76°	1:05 p.m. ET	D. Carr	J. Losman
Sun, 9/18/05	L	7-27	Pittsburgh	H	70,742	Reliant Stadium (open)	Grass	90°	12:02 p.m. CT	D. Carr	B. Roethlisberger
Sun, 10/2/05	L	10-16	Cincinnati	A	65,714	Paul Brown Stadium	FieldTurf	79°	1:02 p.m. ET	D. Carr	C. Palmer
Sun, 10/9/05	L	20-34	Tennessee	H	70,430	Reliant Stadium (closed)	Grass	NA	12:02 p.m. CT	D. Carr	S. McNair
Sun, 10/16/05	L	10-42	Seattle	A	66,196	Qwest Field	FieldTurf	57°	5:38 p.m. PT	D. Carr	M. Hasselbeck
Sun, 10/23/05	L	20-38	Indianapolis	H	70,621	Reliant Stadium (closed)	Grass	NA	12:03 p.m. CT	D. Carr	P. Manning
Sun, 10/30/05	W	19-16	Cleveland	H	70,064	Reliant Stadium (open)	Grass	78°	12:02 p.m. CT	D. Carr	T. Dilfer
Sun, 11/6/05	L	14-21	Jacksonville	A	64,613	ALLTEL Stadium	Grass	79°	1:01 p.m. ET	D. Carr	B. Leftwich
Sun, 11/13/05	L	17-31	Indianapolis	A	57,209	RCA Dome	Artificial	NA	1:03 p.m. ET	D. Carr	P. Manning
Sun, 11/20/05	L	17-45	Kansas City	H	70,481	Reliant Stadium (open)	Grass	58°	7:37 p.m. CT	D. Carr	T. Green
Sun, 11/27/05	L(OT)	27-33	St. Louis	H	70,010	Reliant Stadium (open)	Grass	NA	12:03 p.m. CT	D. Carr	J. Martin
Sun, 12/4/05	L	15-16	Baltimore	A	69,909	M&T Bank Stadium	Momentum	47°	1:02 p.m. ET	D. Carr	K. Boller
Sun, 12/11/05	L	10-13	Tennessee	A	69,149	The Coliseum	Grass	43°	12:03 p.m. CT	D. Carr	S. McNair
Sun, 12/18/05	W	30-19	Arizona	H	70,024	Reliant Stadium (closed)	Grass	NA	12:02 p.m. CT	D. Carr	K. Warner
Sat, 12/24/05	L	20-38	Jacksonville	H	70,025	Reliant Stadium (open)	Grass	65°	12:03 p.m. CT	D. Carr	D. Garrard
Sun, 1/1/06	L(OT)	17-20	San Francisco	A	67,970	Monster Park	Grass	56°	1:05 p.m. PT	D. Carr	A. Smith

YEAR-BY-YEAR RESULTS

2006

Head Coach: Gary Kubiak

Preseason (3-1)

Day, Date	W/L	Score	Opponent	H/A/N	Attend.	Venue (Roof Status)	Surface	Temp.	Kickoff Time	Hou. QB	Opp. QB
Sat, 8/12/06	W	24-14	Kansas City	H	70,016	Reliant Stadium (closed)	Grass	NA	7:07 p.m. CT	D. Carr	T. Green
Sat, 8/19/06	W	27-20	St. Louis	A	65,391	Edward Jones Dome	Artificial	NA	7:00 p.m. CT	D. Carr	M. Bulger
Sat, 8/27/06	L	14-17	Denver	A	73,689	INVESCO Field at Mile High	Grass	70°	6:04 p.m. MT	D. Carr	J. Plummer
Thu, 8/31/06	W	16-13	Tampa Bay	H	70,037	Reliant Stadium (closed)	Grass	NA	7:07 p.m. CT	S. Rosenfels	C. Simms

Regular Season (6-10 overall; 4th AFC South; 4-4 home; 2-6 away)

Day, Date	W/L	Score	Opponent	H/A/N	Attend.	Venue (Roof Status)	Surface	Temp.	Kickoff Time	Hou. QB	Opp. QB
Sun, 9/10/06	L	10-24	Philadelphia	H	70,180	Reliant Stadium (closed)	Grass	NA	12:02 p.m. CT	D. Carr	D. McNabb
Sun, 9/17/06	L	24-43	Indianapolis	A	56,614	RCA Dome	FieldTurf	NA	1:03 p.m. ET	D. Carr	P. Manning
Sun, 9/24/06	L	15-31	Washington	H	70,069	Reliant Stadium (closed)	Grass	NA	12:03 p.m. CT	D. Carr	M. Brunell
Sun, 10/1/06	W	17-15	Miami	H	70,071	Reliant Stadium (closed)	Grass	NA	12:02 p.m. CT	D. Carr	D. Culpepper
Sun, 10/15/06	L	6-34	Dallas	A	63,186	Texas Stadium	Sportfield Turf	66°	12:02 p.m. CT	D. Carr	D. Bledsoe
Sun, 10/22/06	W	27-7	Jacksonville	H	70,035	Reliant Stadium (open)	Grass	NA	12:03 p.m. CT	D. Carr	B. Leftwich
Sun, 10/29/06	L	22-28	Tennessee	A	69,143	LP Field	Grass	72°	12:02 p.m. CT	D. Carr	V. Young
Sun, 11/5/06	L	10-14	N.Y. Giants	A	78,485	Giants Stadium	FieldTurf	46°	1:02 p.m. ET	D. Carr	E. Manning
Sun, 11/12/06	W	13-10	Jacksonville	A	65,918	ALLTEL Stadium	Grass	56°	1:03 p.m. ET	D. Carr	D. Garrard
Sun, 11/19/06	L	21-24	Buffalo	H	70,125	Reliant Stadium (open)	Grass	61°	12:03 p.m. CT	D. Carr	J. Losman
Sun, 11/26/06	L	11-26	N.Y. Jets	A	76,596	The Meadowlands	FieldTurf	56°	1:02 p.m. ET	D. Carr	C. Pennington
Sun, 12/3/06	W	23-14	Oakland	A	46,276	McAfee Coliseum	Grass	56°	1:05 p.m. PT	D. Carr	A. Brooks
Sun, 12/10/06(L/OT)	20-26	Tennessee	H	70,760	Reliant Stadium (closed)	Grass	NA	12:02 p.m. CT	D. Carr	V. Young	
Sun, 12/17/06	L	7-40	New England	A	68,756	Gillette Stadium	Grass	52°	1:02 p.m. ET	D. Carr	T. Brady
Sun, 12/24/06	W	27-24	Indianapolis	H	70,132	Reliant Stadium (closed)	Grass	NA	12:03 p.m. CT	D. Carr	P. Manning
Sun, 12/31/06	W	14-6	Cleveland	H	70,097	Reliant Stadium (open)	Grass	NA	12:02 p.m. CT	D. Carr	C. Frye

2007

Head Coach: Gary Kubiak

Preseason (2-2)

Day, Date	W/L	Score	Opponent	H/A/N	Attend.	Venue (Roof Status)	Surface	Temp.	Kickoff Time	Hou. QB	Opp. QB
Sat, 8/11/07	L	19-20	Chicago	H	70,060	Reliant Stadium (closed)	Grass	NA	7:08 p.m. CT	M. Schaub	R. Grossman
Sat, 8/18/07	W	33-20	Arizona	A	64,405	Univ. of Phoenix (closed)	Grass	NA	1:05 p.m. MT	M. Schaub	M. Leinart
Sat, 8/25/07	W	28-16	Dallas	H	70,516	Reliant Stadium (closed)	Grass	NA	7:08 p.m. CT	M. Schaub	T. Romo
Thu, 8/30/07	L	24-31	Tampa Bay	A	64,321	Raymond James Stadium	Grass	90°	8:08 p.m. ET	S. Rosenfels	L. McCown

Regular Season (8-8 overall; 4th AFC South; 6-2 home; 2-6 away)

Day, Date	W/L	Score	Opponent	H/A/N	Attend.	Venue (Roof Status)	Surface	Temp.	Kickoff Time	Hou. QB	Opp. QB
Sun, 9/9/07	W	20-3	Kansas City	H	70,080	Reliant Stadium (closed)	Grass	NA	12:05 p.m. CT	M. Schaub	D. Huard
Sun, 9/16/07	W	34-21	Carolina	A	73,665	Bank of America Stadium	Grass	74°	1:02 p.m. ET	M. Schaub	J. Delhomme
Sun, 9/23/07	L	24-30	Indianapolis	H	70,132	Reliant Stadium (closed)	Grass	NA	12:03 p.m. CT	M. Schaub	P. Manning
Sun, 9/30/07	L	16-26	Atlanta	A	69,312	The Georgia Dome	Field Turf	NA	1:02 p.m. ET	M. Schaub	J. Harrington
Sun, 10/7/07	W	22-19	Miami	H	70,156	Reliant Stadium (closed)	Grass	NA	12:02 p.m. CT	M. Schaub	T. Green
Sun, 10/14/07	L	17-37	Jacksonville	A	63,715	Jacksonville Municipal Stad.	Grass	81°	1:03 p.m. ET	M. Schaub	D. Garrard
Sun, 10/21/07	L	36-38	Tennessee	H	70,734	Reliant Stadium (closed)	Grass	NA	12:02 p.m. CT	M. Schaub	K. Collins
Sun, 10/28/07	L	10-35	San Diego	A	60,439	Qualcomm Stadium	Grass	78°	1:05 p.m. PT	M. Schaub	P. Rivers
Sun, 11/4/07	W	24-17	Oakland	A	49,603	McAfee Coliseum	Grass	70°	1:15 p.m. PT	S. Rosenfels	J. McCown
Sun, 11/18/07	W	23-10	New Orleans	H	70,780	Reliant Stadium (closed)	Grass	NA	12:02 p.m. CT	M. Schaub	D. Brees
Sun, 11/25/07	L	17-27	Cleveland	A	72,730	Cleveland Browns Stadium	Grass	41°	1:03 p.m. ET	M. Schaub	D. Anderson
Sun, 12/2/07	L	22-28	Tennessee	A	69,143	LP Field	Grass	61°	12:02 p.m. CT	M. Schaub	V. Young
Sun, 12/9/07	W	28-14	Tampa Bay	H	70,237	Reliant Stadium (closed)	Grass	NA	12:01 p.m. CT	S. Rosenfels	J. McCown
Thu, 12/13/07	W	31-13	Denver	H	70,747	Reliant Stadium (open)	Grass	59°	7:15 p.m. CT	S. Rosenfels	J. Cutler
Sun, 12/23/07	L	15-38	Indianapolis	A	57,262	RCA Dome	FieldTurf	NA	1:02 p.m. ET	S. Rosenfels	P. Manning
Sun, 12/30/07	W	42-28	Jacksonville	H	70,660	Reliant Stadium (open)	Grass	NA	12:02 p.m. CT	S. Rosenfels	Q. Gray

YEAR-BY-YEAR RESULTS

2008

Head Coach: Gary Kubiak

Preseason (2-2)

Day, Date	W/L	Score	Opponent	H/A/N	Attend.	Venue (Roof Status)	Surface	Temp.	Kickoff Time	Hou. QB	Opp. QB
Sat, 8/9/08	W	19-16	Denver	H	70,020	Reliant Stadium (closed)	Grass	NA	7:07 p.m. CT	M. Schaub	J. Cutler
Sat, 8/16/08	W	31-27	New Orleans	A	64,405	Louisiana Superdome	Momentum	NA	7:06 p.m. CT	M. Schaub	D. Brees
Sat, 8/22/08	L	22-23	Dallas	A	60,795	Texas Stadium	Artificial	94°	7:05 p.m. CT	M. Schaub	T. Romo
Thu, 8/28/08	L	6-16	Tampa Bay	H	70,011	Reliant Stadium (closed)	Grass	NA	7:07 p.m. CT	S. Rosenfels	L. McCown

Regular Season (8-8 overall; 3rd AFC South; 6-2 home; 2-6 away)

Day, Date	W/L	Score	Opponent	H/A/N	Attend.	Venue (Roof Status)	Surface	Temp.	Kickoff Time	Hou. QB	Opp. QB
Sun, 9/7/08	L	17-38	Pittsburgh	A	64,001	Heinz Field	Grass	72°	1:02 p.m. ET	M. Schaub	B. Roethlisberger
Sun, 9/21/08	L	12-31	Tennessee	A	69,143	LP Field	Grass	80°	12:02 p.m. CT	M. Schaub	K. Collins
Sun, 9/28/08	L(OT)	27-30	Jacksonville	A	64,061	Jacksonville Municipal Stad.	Grass	82°	1:02 p.m. ET	M. Schaub	D. Garrard
Sun, 10/5/08	L	27-31	Indianapolis	H	70,118	Reliant Stadium (open)	Grass	82°	12:02 p.m. CT	S. Rosenfels	P. Manning
Sun, 10/12/08	W	29-28	Miami	H	70,023	Reliant Stadium (open)	Grass	79°	12:02 p.m. CT	M. Schaub	C. Pennington
Sun, 10/19/08	W	28-21	Detroit	H	70,081	Reliant Stadium (open)	Grass	77°	3:05 p.m. CT	M. Schaub	D. Orlovsky
Sun, 10/26/08	W	35-6	Cincinnati	H	70,112	Reliant Stadium (open)	Grass	82°	2:47 p.m. CT	M. Schaub	R. Fitzpatrick
Sun, 11/2/08	L	21-28	Minnesota	A	62,839	Metrodome	FieldTurf	NA	12:05 p.m. CT	M. Schaub	G. Frerotte
Sun, 11/9/08	L	13-41	Baltimore	H	70,552	Reliant Stadium (open)	Grass	69°	12:02 p.m. CT	S. Rosenfels	J. Flacco
Sun, 11/16/08	L	27-33	Indianapolis	A	66,201	Lucas Oil Stadium (closed)	FieldTurf	NA	1:02 p.m. ET	S. Rosenfels	P. Manning
Sun, 11/23/08	W	16-6	Cleveland	A	72,077	Cleveland Browns Stadium	Grass	30°	1:03 p.m. ET	S. Rosenfels	B. Quinn
Mon, 12/1/08	W	30-17	Jacksonville	H	70,809	Reliant Stadium (open)	Grass	53°	7:40 p.m. CT	S. Rosenfels	D. Garrard
Sun, 12/7/08	W	24-21	Green Bay	A	70,245	Lambeau Field	Grass	3°	12:02 p.m. CT	M. Schaub	A. Rodgers
Sun, 12/14/08	W	13-12	Tennessee	H	70,831	Reliant Stadium (open)	Grass	72°	12:05 p.m. CT	M. Schaub	K. Collins
Sun, 12/21/08	L	16-27	Oakland	A	43,687	OAK-Alameda County Coli.	Grass	48°	1:05 p.m. PT	M. Schaub	J. Russell
Sun, 12/28/08	W	31-24	Chicago	H	70,838	Reliant Stadium (open)	Grass	46°	12:03 p.m. CT	M. Schaub	K. Orton

2009

Head Coach: Gary Kubiak

Preseason (2-2)

Day, Date	W/L	Score	Opponent	H/A/N	Attend.	Venue (Roof Status)	Surface	Temp.	Kickoff Time	Hou. QB	Opp. QB
Sat, 8/15/09	W	16-10	Kansas City	A	64,781	Arrowhead Stadium	Grass	78°	7:00 p.m. CT	M. Schaub	M. Cassel
Sat, 8/22/09	L	14-38	New Orleans	H	70,107	Reliant Stadium (closed)	Grass	NA	7:09 p.m. CT	M. Schaub	D. Brees
Mon, 8/31/09	L	10-17	Minnesota	H	70,191	Reliant Stadium (closed)	Grass	NA	7:06 p.m. CT	M. Schaub	B. Favre
Fri, 9/4/09	W	27-20	Tampa Bay	A	63,831	Raymond James Stadium	Grass	88°	7:07 p.m. ET	D. Orlovsky	J. Freeman

Regular Season (9-7 overall; 2nd AFC South; 4-4 home; 5-3 away)

Day, Date	W/L	Score	Opponent	H/A/N	Attend.	Venue (Roof Status)	Surface	Temp.	Kickoff Time	Hou. QB	Opp. QB
Sun, 9/13/09	L	7-24	N.Y. Jets	H	70,118	Reliant Stadium (closed)	Grass	NA	12:03 p.m. CT	M. Schaub	M. Sanchez
Sun, 9/20/09	W	34-31	Tennessee	A	69,143	LP Field	Grass	77°	12:03 p.m. CT	M. Schaub	K. Collins
Sun, 9/27/09	L	24-34	Jacksonville	H	70,083	Reliant Stadium (closed)	Grass	85°	12:03 p.m. CT	M. Schaub	D. Garrard
Sun, 10/4/09	W	29-6	Oakland	H	70,291	Reliant Stadium (closed)	Grass	NA	12:02 p.m. CT	M. Schaub	J. Russell
Sun, 10/11/09	L	21-28	Arizona	A	61,819	Univ. of Phoenix (closed)	Grass	NA	1:15 p.m. MT	M. Schaub	K. Warner
Sun, 10/18/09	W	28-17	Cincinnati	A	64,019	Paul Brown Stadium	FieldTurf	49°	1:02 p.m. ET	M. Schaub	C. Palmer
Sun, 10/25/09	W	24-21	San Francisco	H	70,820	Reliant Stadium (open)	Grass	74°	12:04 p.m. CT	M. Schaub	S. Hille
Sun, 11/1/09	W	31-10	Buffalo	A	69,790	Ralph Wilson Stadium	AstroPlay	49°	1:02 p.m. ET	M. Schaub	R. Fitzpatrick
Sun, 11/8/09	L	17-20	Indianapolis	A	66,033	Lucas Oil Stadium (open)	FieldTurf	69°	1:02 p.m. ET	M. Schaub	P. Manning
Mon, 11/23/09	L	17-20	Tennessee	H	71,153	Reliant Stadium (open)	Grass	NA	12:05 p.m. CT	M. Schaub	V. Young
Sun, 11/29/09	L	27-35	Indianapolis	H	70,990	Reliant Stadium (open)	Grass	NA	12:02 p.m. CT	M. Schaub	P. Manning
Sun, 12/6/09	L	18-23	Jacksonville	A	42,079	Jacksonville Municipal Stad.	Grass	54°	1:03 p.m. ET	M. Schaub	D. Garrard
Sun, 12/13/09	W	34-7	Seattle	H	70,380	Reliant Stadium (closed)	Grass	NA	12:02 p.m. CT	M. Schaub	M. Hasselbeck
Sun, 12/20/09	W	16-13	St. Louis	A	46,256	Edward Jones Dome	FieldTurf	NA	12:00 p.m. CT	M. Schaub	K. Null
Sun, 12/27/09	W	27-20	Miami	A	65,847	Land Shark Stadium	Grass	75°	1:02 p.m. ET	M. Schaub	C. Henne
Sun, 1/3/10	W	34-27	New England	H	71,029	Reliant Stadium (closed)	Grass	NA	12:02 p.m. CT	M. Schaub	T. Brady

YEAR-BY-YEAR RESULTS

2010

Head Coach: Gary Kubiak

Preseason (1-3)

Day, Date	W/L	Score	Opponent	H/A/N	Attend.	Venue (Roof Status)	Surface	Temp.	Kickoff Time	Hou. QB	Opp. QB
Sat, 8/14/10	L	16-19	Arizona	A	61,489	Univ. of Phoenix (closed)	Grass	NA	5:07 p.m. MT	M. Schaub	M. Leinart
Sat, 8/21/10	L	20-38	New Orleans	A	70,025	Louisiana Superdome	Momentum	NA	7:07 p.m. CT	M. Schaub	D. Brees
Sat, 8/28/10	W	23-7	Dallas	H	70,725	Reliant Stadium (closed)	Grass	NA	7:05 p.m. CT	M. Schaub	T. Romo
Thu, 9/2/10	L	17-24	Tampa Bay	H	70,035	Reliant Stadium (closed)	Grass	NA	7:07 p.m. ET	D. Orlovsky	R. Carpenter

Regular Season (6-10 overall; 3rd AFC South; 4-4 home; 2-6 away)

Day, Date	W/L	Score	Opponent	H/A/N	Attend.	Venue (Roof Status)	Surface	Temp.	Kickoff Time	Hou. QB	Opp. QB
Sun, 9/12/10	W	34-24	Indianapolis	H	70,974	Reliant Stadium (closed)	Grass	NA	12:02 p.m. CT	M. Schaub	P. Manning
Sun, 9/19/10	W(OT)	30-27	Washington	A	88,240	FedEx Field	Grass	85°	4:15 p.m. ET	M. Schaub	D. McNabb
Sun, 9/26/10	L	13-27	Dallas	H	71,456	Reliant Stadium (closed)	Grass	NA	12:02 p.m. CT	M. Schaub	T. Romo
Sun, 10/3/10	W	31-24	Oakland	A	32,218	OAK-Alameda County Col.	Grass	71°	1:05 p.m. PT	M. Schaub	B. Gradkowski
Sun, 10/10/10	L	10-34	N.Y. Giants	H	71,110	Reliant Stadium (closed)	Grass	NA	12:03 p.m. CT	M. Schaub	E. Manning
Sun, 10/17/10	W	35-31	Kansas City	H	70,926	Reliant Stadium (open)	Grass	78°	12:03 p.m. ET	M. Schaub	M. Cassel
Mon, 11/1/10	L	17-30	Indianapolis	A	66,363	Lucas Oil Stadium (closed)	FieldTurf	NA	8:41 p.m. ET	M. Schaub	P. Manning
Sun, 11/7/10	L	23-29	San Diego	H	70,886	Reliant Stadium (open)	Grass	63°	12:02 p.m. CT	M. Schaub	P. Rivers
Sun, 11/14/10	L	24-31	Jacksonville	A	63,340	EverBank Field	Grass	70°	1:04 p.m. ET	M. Schaub	D. Garrard
Sun, 11/21/10	L	27-30	N.Y. Jets	A	78,843	New Meadowlands Stadium	FieldTurf	46°	1:03 p.m. ET	M. Schaub	M. Sanchez
Sun, 11/28/10	W	20-0	Tennessee	H	70,855	Reliant Stadium (closed)	Grass	NA	12:02 p.m. CT	M. Schaub	R. Smith
Thu, 12/2/10	L	24-34	Philadelphia	A	69,144	Lincoln Financial Field	Grass	36°	8:30 p.m. ET	M. Schaub	M. Vick
Mon, 12/13/10	L(OT)	28-34	Baltimore	H	71,413	Reliant Stadium (closed)	Grass	NA	12:02 p.m. CT	M. Schaub	J. Flacco
Sun, 12/19/10	L	17-31	Tennessee	A	69,143	LP Field	Grass	36°	12:02 p.m. CT	M. Schaub	K. Collins
Sun, 12/26/10	L	23-24	Denver	A	73,691	INVESCO Field at Mile High	Grass	50°	2:06 p.m. MT	M. Schaub	T. Tebow
Sun, 1/2/11	W	34-17	Jacksonville	H	71,023	Reliant Stadium (open)	Grass	60°	3:15 p.m. CT	M. Schaub	T. Edwards

2011

Head Coach: Gary Kubiak

Preseason (3-1)

Day, Date	W/L	Score	Opponent	H/A/N	Attend.	Venue (Roof Status)	Surface	Temp.	Kickoff Time	Hou. QB	Opp. QB
Mon, 8/15/11	W	20-16	N.Y. Jets	H	70,511	Reliant Stadium (closed)	Grass	NA	7:05 p.m. CT	M. Schaub	M. Sanchez
Sat, 8/20/11	W	27-14	New Orleans	H	70,828	Reliant Stadium (closed)	Grass	NA	7:06 p.m. CT	M. Schaub	D. Brees
Sat, 8/27/11	W	30-7	San Francisco	A	69,732	Candlestick Park	Grass	68°	5:05 p.m. PT	M. Schaub	A. Smith
Thu, 9/1/11	L	0-28	Minnesota	A	62,148	Mall of America at HHH	Series S5M	NA	7:07 p.m. ET	M. Leinart	C. Ponder

Regular Season (10-6 overall; 1st AFC South; 5-3 home; 5-3 away)

Day, Date	W/L	Score	Opponent	H/A/N	Attend.	Venue (Roof Status)	Surface	Temp.	Kickoff Time	Hou. QB	Opp. QB
Sun, 9/11/11	W	34-7	Indianapolis	H	71,444	Reliant Stadium (closed)	Grass	NA	12:05 p.m. CT	M. Schaub	K. Collins
Sun, 9/18/11	W	23-13	Miami	A	51,032	Sun Life Stadium	Grass	87°	4:15 p.m. ET	M. Schaub	C. Henne
Sun, 9/25/11	L	33-40	New Orleans	A	73,002	Louisiana Superdome	Series S5M	NA	12:02 p.m. CT	M. Schaub	D. Brees
Sun, 10/2/11	W	17-10	Pittsburgh	H	71,585	Reliant Stadium (closed)	Grass	NA	12:03 p.m. CT	M. Schaub	B. Roethlisberger
Sun, 10/9/11	L	20-25	Oakland	H	71,420	Reliant Stadium (closed)	Grass	NA	12:02 p.m. CT	M. Schaub	J. Campbell
Sun, 10/16/11	L	14-29	Baltimore	A	71,154	M&T Bank Stadium	SportExe	72°	4:06 p.m. ET	M. Schaub	J. Flacco
Sun, 10/23/11	W	41-7	Tennessee	A	69,143	LP Field	Grass	72°	12:02 p.m. CT	M. Schaub	M. Hasselbeck
Sun, 10/30/11	W	24-14	Jacksonville	H	71,412	Reliant Stadium (open)	Grass	68°	12:02 p.m. CT	M. Schaub	B. Gabbert
Sun, 11/6/11	W	30-12	Cleveland	H	71,511	Reliant Stadium (closed)	Grass	NA	12:03 p.m. CT	M. Schaub	C. McCoy
Sun, 11/13/11	W	37-9	Tampa Bay	A	56,037	Raymond James Stadium	Grass	77°	1:02 p.m. ET	M. Schaub	J. Freeman
Sun, 11/27/11	W	20-13	Jacksonville	A	62,004	EverBank Field	Grass	75°	1:03 p.m. ET	M. Leinart	B. Gabbert
Sun, 12/4/11	W	17-10	Atlanta	H	71,545	Reliant Stadium (closed)	Grass	NA	12:03 p.m. ET	T. Yates	M. Ryan
Sun, 12/11/11	W	20-19	Cincinnati	A	41,202	Paul Brown Stadium	FieldTurf	34°	1:02 p.m. ET	T. Yates	A. Dalton
Sun, 12/18/11	L	13-28	Carolina	H	71,540	Reliant Stadium (closed)	Grass	NA	12:03 p.m. CT	T. Yates	C. Newton
Thu, 12/22/11	L	16-19	Indianapolis	A	64,159	Lucas Oil Stadium (closed)	Artificial	NA	8:29 p.m. ET	T. Yates	D. Orlovsky
Sun, 1/1/12	L	22-23	Tennessee	H	71,512	Reliant Stadium (closed)	Grass	NA	12:02 p.m. CT	T. Yates	M. Hasselbeck

YEAR-BY-YEAR RESULTS

2011 (cont.)

Postseason (1-1 overall; AFC Divisional; 1-0 home; 0-1 away)

Day, Date	W/L	Score	Opponent	H/A/N	Attend.	Venue (Roof Status)	Surface	Temp.	Kickoff Time	Hou. QB	Opp. QB
*Sat, 1/7/12	W	31-10	Cincinnati	H	71,725	Reliant Stadium (closed)	Grass	NA	3:35 p.m. CT	T. Yates	A. Dalton
#Sun, 1/15/12	L	13-20	Baltimore	A	71,547	M&T Bank Stadium	SportExe	31°	1:05 p.m. ET	T. Yates	J. Flacco

* - AFC Wild Card; # - AFC Divisional

2012

Head Coach: Gary Kubiak

Preseason (3-1)

Day, Date	W/L	Score	Opponent	H/A/N	Attend.	Venue (Roof Status)	Surface	Temp.	Kickoff Time	Hou. QB	Opp. QB
Sat, 8/11/12	W	26-13	Carolina	A	69,002	Bank of America Stadium	Grass	78°	7:04 p.m. ET	M. Schaub	C. Newton
Sat, 8/18/12	W	20-9	San Francisco	H	71,196	Reliant Stadium (closed)	Grass	NA	7:07 p.m. CT	M. Schaub	A. Smith
Sat, 8/25/12	L	27-34	New Orleans	A	72,082	Mercedes-Benz Superdome	Series S5M	NA	7:06 p.m. CT	M. Schaub	D. Brees
Thu, 8/30/12	W	28-24	Minnesota	H	71,116	Reliant Stadium (closed)	Grass	NA	6:07 p.m. CT	J. Beck	J. Webb

Regular Season (12-4 overall; 1st AFC South; 6-2 home; 6-2 away)

Day, Date	W/L	Score	Opponent	H/A/N	Attend.	Venue (Roof Status)	Surface	Temp.	Kickoff Time	Hou. QB	Opp. QB
Sun, 9/9/12	W	30-10	Miami	H	71,566	Reliant Stadium (closed)	Grass	NA	12:03 p.m. CT	M. Schaub	R. Tannehill
Sun, 9/16/12	W	27-7	Jacksonville	A	62,907	EverBank Field	Grass	83°	1:03 p.m. ET	M. Schaub	B. Gabbert
Sun, 9/23/12	W	31-25	Denver	A	76,566	Sports Authority at Mile High	Grass	84°	2:25 p.m. MT	M. Schaub	P. Manning
Sun, 9/30/12	W	38-14	Tennessee	H	71,581	Reliant Stadium (closed)	Grass	NA	12:03 p.m. CT	M. Schaub	J. Locker
Mon, 10/8/12	W	23-17	N.Y. Jets	A	79,088	MetLife Stadium	FieldTurf	52°	8:40 p.m. ET	M. Schaub	M. Sanchez
Sun, 10/14/12	L	24-42	Green Bay	H	71,702	Reliant Stadium (closed)	Grass	NA	7:30 p.m. CT	M. Schaub	A. Rodgers
Sun, 10/21/12	W	43-13	Baltimore	H	71,708	Reliant Stadium (closed)	Grass	NA	12:02 p.m. CT	M. Schaub	J. Flacco
Sun, 11/4/12	W	21-9	Buffalo	H	71,698	Reliant Stadium (closed)	Grass	NA	12:02 p.m. CT	M. Schaub	R. Fitzpatrick
Sun, 11/11/12	W	13-6	Chicago	A	62,410	Soldier Field	Grass	54°	7:31 p.m. CT	M. Schaub	J. Cutler
Sun, 11/18/12	W(OT)	43-37	Jacksonville	H	71,676	Reliant Stadium (closed)	Grass	NA	12:03 p.m. CT	M. Schaub	B. Gabbert
Thu, 11/22/12	W(OT)	34-31	Detroit	A	64,827	Ford Field	Field Turf	NA	12:39 p.m. ET	M. Schaub	M. Stafford
Sun, 12/2/12	W	24-10	Tennessee	A	69,143	LP Field	Grass	66°	12:02 p.m. CT	M. Schaub	J. Locker
Mon, 12/10/12	L	14-42	New England	A	68,756	Gillette Stadium	Field Turf	59°	8:40 p.m. ET	M. Schaub	T. Brady
Sun, 12/16/12	W	29-17	Indianapolis	H	71,702	Reliant Stadium (closed)	Grass	NA	12:02 p.m. CT	M. Schaub	A. Luck
Sun, 12/23/12	L	6-23	Minnesota	H	71,688	Reliant Stadium (closed)	Grass	NA	12:03 p.m. CT	M. Schaub	C. Ponder
Sun, 12/30/12	L	16-28	Indianapolis	A	66,957	Lucas Oil Stadium (closed)	Artificial	NA	1:02 p.m. ET	M. Schaub	A. Luck

Postseason (1-1 overall; AFC Divisional; 1-0 home; 0-1 away)

Day, Date	W/L	Score	Opponent	H/A/N	Attend.	Venue (Roof Status)	Surface	Temp.	Kickoff Time	Hou. QB	Opp. QB
*Sat, 1/5/13	W	19-13	Cincinnati	H	71,738	Reliant Stadium (closed)	Grass	NA	3:35 p.m. CT	M. Schaub	A. Dalton
#Sun, 1/13/13	L	28-41	New England	A	68,756	Gillette Stadium	Field Turf	51°	4:40 p.m. ET	M. Schaub	T. Brady

* - AFC Wild Card; # - AFC Divisional



RB Arian Foster's (left) touchdown and K Shayne Graham's (right) franchise postseason-record four field goals lifted the Texans to a 19-13 win over the Cincinnati Bengals in the AFC Wild Card game on Jan. 5, 2013.

YEAR-BY-YEAR RESULTS

2013

Head Coach: Gary Kubiak

Preseason (3-1)

Day, Date	W/L	Score	Opponent	H/A/N	Attend.	Venue (Roof Status)	Surface	Temp.	Kickoff Time	Hou. QB	Opp. QB
Fri, 8/9/13	W	27-13	Minnesota	A	62,306	Mall of America at HHH	Series S5M	NA	7:00 p.m. CT	M. Schaub	C. Ponder
Sat, 8/17/13	W	24-17	Miami	H	71,141	Reliant Stadium (closed)	Grass	NA	7:07 p.m. CT	M. Schaub	R. Tannehill
Sun, 8/25/13	L	23-31	New Orleans	H	71,611	Reliant Stadium (closed)	Grass	NA	3:10 p.m. CT	M. Schaub	D. Brees
Thu, 8/29/13	W	24-6	Dallas	A	76,856	AT&T Stadium	FieldTurf	NA	7:07 p.m. CT	C. Keenum	K. Orton

Regular Season (2-14 overall; 4th AFC South; 1-7 home; 1-7 away)

Day, Date	W/L	Score	Opponent	H/A/N	Attend.	Venue (Roof Status)	Surface	Temp.	Kickoff Time	Hou. QB	Opp. QB
Mon, 9/9/13	W	31-28	San Diego	A	59,522	Qualcomm Stadium	Grass	70°	7:25 p.m. PT	M. Schaub	P. Rivers
Sun, 9/15/13	W(OT)	30-24	Tennessee	H	71,718	Reliant Stadium (closed)	Grass	NA	12:03 p.m. CT	M. Schaub	J. Locker
Sun, 9/22/13	L	9-30	Baltimore	A	71,168	M&T Bank Stadium	SportExe	73°	1:03 p.m. ET	M. Schaub	J. Flacco
Sun, 9/29/13	L(OT)	20-23	Seattle	H	71,756	Reliant Stadium (closed)	Grass	NA	12:03 p.m. CT	M. Schaub	R. Wilson
Sun, 10/6/13	L	3-34	San Francisco	A	69,732	Candlestick Park	Grass	76°	5:34 p.m. PT	M. Schaub	C. Kaepernick
Sun, 10/13/13	L	13-38	St. Louis	H	71,104	Reliant Stadium (closed)	Grass	NA	12:03 p.m. CT	M. Schaub	S. Bradford
Sun, 10/20/13	L	16-17	Kansas City	A	74,118	Arrowhead Stadium	Grass	70°	3:26 p.m. CT	C. Keenum	A. Smith
Sun, 11/3/13	L	24-27	Indianapolis	H	71,778	Reliant Stadium (open)	Grass	60°	7:30 p.m. CT	C. Keenum	A. Luck
Sun, 11/10/13	L	24-27	Arizona	A	60,845	Univ. of Phoenix Stadium	Grass	NA	2:25 p.m. MT	C. Keenum	C. Palmer
Sun, 11/17/13	L	23-28	Oakland	H	71,726	Reliant Stadium (closed)	Grass	NA	12:03 p.m. CT	C. Keenum	M. McGloin
Sun, 11/24/13	L	6-13	Jacksonville	H	71,659	Reliant Stadium (closed)	Grass	NA	12:03 p.m. CT	C. Keenum	C. Henne
Sun, 12/1/13	L	31-34	New England	H	71,769	Reliant Stadium (open)	Grass	64°	12:02 p.m. CT	C. Keenum	T. Brady
Thu, 12/5/13	L	20-27	Jacksonville	A	60,414	EverBank Field	Grass	72°	8:29 p.m. ET	C. Keenum	C. Henne
Sun, 12/15/13	L	3-25	Indianapolis	A	65,470	Lucas Oil Stadium (closed)	FieldTurf	NA	1:02 p.m. ET	C. Keenum	A. Luck
Sun, 12/22/13	L	13-37	Denver	H	71,761	Reliant Stadium (open)	Grass	58°	12:02 p.m. CT	M. Schaub	P. Manning
Sun, 12/29/13	L	10-16	Tennessee	A	69,143	LP Field	Grass	53°	12:02 p.m. CT	M. Schaub	R. Fitzpatrick

2014

Head Coach: Bill O'Brien

Preseason (2-2)

Day, Date	W/L	Score	Opponent	H/A/N	Attend.	Venue (Roof Status)	Surface	Temp.	Kickoff Time	Hou. QB	Opp. QB
Sat, 8/9/14	L	0-32	Arizona	A	60,540	Univ. of Phoenix Stadium	Grass	NA	5:37 p.m. MT	R. Fitzpatrick	C. Palmer
Sat, 8/16/14	W	32-7	Atlanta	H	71,644	NRG Stadium (closed)	Grass	NA	7:07 p.m. CT	R. Fitzpatrick	M. Ryan
Sat, 8/23/14	W	18-17	Denver	A	75,093	Sports Authority Field	Grass	75°	7:07 p.m. MT	R. Fitzpatrick	P. Manning
Thu, 8/28/14	L	13-40	San Francisco	H	71,408	NRG Stadium (closed)	Grass	NA	7:07 p.m. CT	C. Keenum	B. Gabbert

Regular Season (9-7 overall; 2nd AFC South; 5-3 home; 4-4 away)

Day, Date	W/L	Score	Opponent	H/A/N	Attend.	Venue (Roof Status)	Surface	Temp.	Kickoff Time	Hou. QB	Opp. QB
Sun, 9/7/14	W	17-6	Washington	H	71,770	NRG Stadium (closed)	Grass	NA	12:03 p.m. CT	R. Fitzpatrick	R. Griffin
Sun, 9/14/14	W	30-14	Oakland	A	54,063	O.co Coliseum	Grass	67°	1:25 p.m. PT	R. Fitzpatrick	D. Carr
Sun, 9/21/14	L	17-30	N.Y. Giants	A	77,462	MetLife Stadium	UBU Series	70°	1:02 p.m. ET	R. Fitzpatrick	E. Manning
Sun, 9/28/14	W	23-17	Buffalo	H	71,756	NRG Stadium (closed)	Grass	NA	12:02 p.m. CT	R. Fitzpatrick	E. Manuel
Sun, 10/5/14	L(OT)	17-20	Dallas	A	91,159	AT&T Stadium (closed)	FieldTurf	NA	12:03 p.m. CT	R. Fitzpatrick	T. Romo
Thu, 10/9/14	L	28-33	Indianapolis	H	71,787	NRG Stadium (closed)	Grass	NA	7:26 p.m. CT	R. Fitzpatrick	A. Luck
Mon, 10/20/14	L	23-30	Pittsburgh	A	56,375	Heinz Field	Grass	57°	8:30 p.m. ET	R. Fitzpatrick	B. Roethlisberger
Sun, 10/26/14	W	30-16	Tennessee	A	69,143	LP Field	Grass	73°	12:03 p.m. CT	R. Fitzpatrick	Z. Mettenberger
Sun, 11/2/14	L	21-31	Philadelphia	H	71,780	NRG Stadium (closed)	Grass	NA	12:03 p.m. CT	R. Fitzpatrick	N. Foles
Sun, 11/16/14	W	23-7	Cleveland	A	67,431	FirstEnergy Stadium	Grass	34°	1:03 p.m. ET	R. Mallett	B. Hoyer
Sun, 11/23/14	L	13-22	Cincinnati	H	71,777	NRG Stadium (open)	Grass	71°	12:02 p.m. CT	R. Mallett	A. Dalton
Sun, 11/30/14	W	45-21	Tennessee	H	71,714	NRG Stadium (open)	Grass	76°	12:02 p.m. CT	R. Fitzpatrick	Z. Mettenberger
Sun, 12/7/14	W	27-13	Jacksonville	A	61,070	EverBank Field	Grass	61°	1:03 p.m. ET	R. Fitzpatrick	B. Bortles
Sun, 12/14/14	L	10-17	Indianapolis	A	65,148	Lucas Oil Stadium (closed)	FieldTurf	NA	1:02 p.m. ET	R. Fitzpatrick	A. Luck
Sun, 12/21/14	W	25-13	Baltimore	H	71,771	NRG Stadium (closed)	Grass	NA	12:02 p.m. CT	C. Keenum	J. Flacco
Sun, 12/28/14	W	23-17	Jacksonville	H	71,777	NRG Stadium (closed)	Grass	NA	12:03 p.m. CT	C. Keenum	B. Bortles

YEAR-BY-YEAR RESULTS

2015

Head Coach: Bill O'Brien

Preseason (2-2)

Day, Date	W/L	Score	Opponent	H/	Attend.	Venue (Roof Status)	Surface	Temp.	Kickoff Time	Hou. QB	Opp. QB
Sat, 8/15/15	W	23-0	San Francisco	H	71,403	NRG Stadium (closed)	Grass	NA	7:06 p.m. CT	B. Hoyer	C. Kaepernick
Sat, 8/22/15	L	10-14	Denver	H	71,533	NRG Stadium (closed)	Grass	NA	7:07 p.m. CT	R. Mallett	P. Manning
Sun, 8/30/15	W	27-13	New Orleans	A	72,998	Mercedes-Benz Superdome	UBU Series	75°	3:10 p.m. CT	B. Hoyer	D. Brees
Thu, 9/3/15	L	14-21	Dallas	A	85,067	AT&T Stadium	Artificial Turf	NA	7:07 p.m. CT	T. Savage	D. Vaughan

Regular Season (9-7 overall; 1st AFC South; 5-3 home; 4-4 away)

Day, Date	W/L	Score	Opponent	H/A/N	Attend.	Venue (Roof Status)	Surface	Temp.	Kickoff Time	Hou. QB	Opp. QB
Sun, 9/13/15	L	20-27	Kansas City	H	71,776	NRG Stadium (closed)	Grass	NA	12:02 p.m. CT	B. Hoyer	A. Smith
Sun, 9/20/15	L	17-24	Carolina	A	73,254	Bank of America Stadium	Grass	88°	1:02 p.m. ET	R. Mallett	C. Newton
Sun, 9/27/15	W	19-9	Tampa Bay	H	71,718	NRG Stadium (closed)	Artificial Turf	NA	12:03 p.m. CT	R. Mallett	J. Winston
Sun, 10/4/15	L	21-48	Atlanta	A	69,904	Georgia Dome (closed)	Field Turf	NA	1:02 p.m. ET	R. Mallett	M. Ryan
Thu, 10/8/15	L	20-27	Indianapolis	H	71,732	NRG Stadium (closed)	Artificial Turf	NA	7:26 p.m. CT	R. Mallett	M. Hasselbeck
Sun, 10/18/15	W	31-20	Jacksonville	A	58,085	EverBank Field	Grass	73°	1:02 p.m. ET	B. Hoyer	B. Bortles
Sun, 10/25/15	L	26-44	Miami	A	65,251	Sun Life Stadium	Grass	84°	1:02 p.m. ET	B. Hoyer	R. Tannehill
Sun, 11/1/15	W	20-6	Tennessee	H	71,630	NRG Stadium (closed)	Artificial Turf	NA	12:02 p.m. CT	B. Hoyer	Z. Mettenberger
Mon, 11/16/15	W	10-6	Cincinnati	A	61,381	Paul Brown Stadium	UBU Series	53°	8:30 p.m. ET	B. Hoyer	A. Dalton
Sun, 11/22/15	W	23-7	N.Y. Jets	H	71,718	NRG Stadium (closed)	Artificial Turf	NA	12:02 p.m. ET	T. Yates	R. Fitzpatrick
Sun, 11/29/15	W	22-13	New Orleans	H	71,778	NRG Stadium (closed)	Artificial Turf	NA	12:02 p.m. CT	B. Hoyer	D. Brees
Sun, 12/6/15	L	21-45	Buffalo	A	68,544	Ralph Wilson Stadium	A-Turf Titan	47°	1:02 p.m. ET	B. Hoyer	T. Taylor
Sun, 12/13/15	L	13-27	New England	H	71,908	NRG Stadium (closed)	Artificial Turf	NA	7:31 p.m. CT	B. Hoyer	T. Brady
Sun, 12/20/15	W	17-10	Indianapolis	A	66,083	Lucas Oil Stadium (closed)	Artificial Turf	NA	1:02 p.m. ET	T. Yates	M. Hasselbeck
Sun, 12/27/15	W	25-13	Tennessee	A	62,153	Nissan Stadium	Artificial Turf	73°	12:02 p.m. CT	B. Weeden	Z. Mettenberger
Sun, 1/3/16	W	23-17	Jacksonville	H	71,899	NRG Stadium (closed)	Artificial Turf	NA	12:02 p.m. CT	B. Hoyer	B. Bortles

Postseason (0-1 overall; AFC Wild Card; 0-1 home)

Day, Date	W/L	Score	Opponent	H/A/N	Attend.	Venue (Roof Status)	Surface	Temp.	Kickoff Time	Hou. QB	Opp. QB
Sat, 1/9/16	L	0-30	Kansas City	H	71,800	NRG Stadium (closed)	Artificial Turf	NA	3:35 p.m. CT	B. Hoyer	A. Smith



DE J.J. Watt (left) and OLB Whitney Mercilus (middle) combined for 6.5 sacks in the Texans' AFC South-clinching victory over the Jacksonville Jaguars on Jan. 3, 2016.

YEAR-BY-YEAR RESULTS

2016

Head Coach: Bill O'Brien

Preseason (4-0)

Day, Date	W/L	Score	Opponent	H/	Attend.	Venue (Roof Status)	Surface	Temp.	Kickoff Time	Hou. QB	Opp. QB
Sun, 8/14/16	W	24-13	San Francisco	A	70,178	Levi's Stadium	Grass	84°	6:05 p.m. CT	B. Osweiler	B. Gabbert
Sat, 8/20/16	W	16-9	New Orleans	H	71,517	NRG Stadium (closed)	Artificial Turf	NA	7:08 p.m. CT	B. Osweiler	D. Brees
Sun, 8/28/16	W	34-24	Arizona	H	71,515	NRG Stadium (closed)	Artificial Turf	NA	3:25 p.m. CT	B. Osweiler	C. Palmer
Thu, 9/1/16	W	28-17	Dallas	A	81,016	AT&T Stadium	Artificial Turf	NA	7:07 p.m. CT	T. Savage	J. Showers

Regular Season (9-7 overall; 1st AFC South; 7-1 home; 2-6 away)

Day, Date	W/L	Score	Opponent	H/A/N	Attend.	Venue (Roof Status)	Surface	Temp.	Kickoff Time	Hou. QB	Opp. QB
Sun, 9/11/16	W	23-14	Chicago	H	71,933	NRG Stadium (closed)	Artificial Turf	NA	12:05 p.m. CT	B. Osweiler	J. Cutler
Sun, 9/18/16	W	19-12	Kansas City	H	71,890	NRG Stadium (closed)	Artificial Turf	NA	12:02 p.m. CT	B. Osweiler	A. Smith
Thu, 9/22/16	L	0-27	New England	A	66,829	Gillette Stadium	Artificial Turf	68°	8:26 p.m ET	B. Osweiler	J. Brissett
Sun, 10/2/16	W	27-20	Tennessee	H	71,815	NRG Stadium (closed)	Artificial Turf	NA	12:02 p.m. CT	B. Osweiler	M. Mariota
Sun, 10/9/16	L	13-31	Minnesota	A	66,683	U.S. Bank Stadium	Artificial Turf	NA	12:05 p.m. CT	B. Osweiler	S. Bradford
Sun, 10/16/16	W(OT)	26-23	Indianapolis	H	71,891	NRG Stadium (closed)	Artificial Turf	NA	7:32 p.m. ET	B. Osweiler	A. Luck
Mon, 10/24/16	L	9-27	Denver	A	76,865	Sports Authority at Mile High	Grass	71°	6:30 p.m. MT	B. Osweiler	T. Siemian
Sun, 10/30/16	W	20-13	Detroit	H	71,882	NRG Stadium (closed)	Artificial Turf	NA	12:03 p.m. CT	B. Osweiler	M. Stafford
Sun, 11/13/16	W	24-21	Jacksonville	A	62,091	EverBank Field	Grass	69°	1:05 p.m. ET	B. Osweiler	B. Bortles
Mon, 11/21/16	L	20-27	Oakland	A	76,473	Estadio Azteca (Mexico City)	Grass	63°	7:30 p.m. CT	B. Osweiler	D. Carr
Sun, 11/27/16	L	13-21	San Diego	H	71,897	NRG Stadium (closed)	Artificial Turf	NA	12:02 p.m. CT	B. Osweiler	P. Rivers
Sun, 12/4/16	L	13-21	Green Bay	A	77,867	Lambeau Field	DD GrassMaster	32°	12:02 p.m. CT	B. Osweiler	A. Rodgers
Sun, 12/11/16	W	22-17	Indianapolis	A	65,250	Lucas Oil Stadium	Artificial Turf	NA	1:02 p.m. ET	B. Osweiler	A. Luck
Sun, 12/18/16	W	21-20	Jacksonville	H	71,803	NRG Stadium (closed)	Artificial Turf	NA	12:03 p.m. CT	B. Osweiler	B. Bortles
Sat, 12/24/16	W	12-10	Cincinnati	H	71,836	NRG Stadium (closed)	Artificial Turf	NA	7:26 p.m. CT	T. Savage	A. Dalton
Sun, 1/1/17	L	17-24	Tennessee	A	65,205	Nissan Stadium	Grass	NA	12:02 p.m. CT	T. Savage	M. Cassel

Postseason (1-1 overall; AFC Wild Card; 1-0 home; 0-1 away)

Day, Date	W/L	Score	Opponent	H/A/N	Attend.	Venue (Roof Status)	Surface	Temp.	Kickoff Time	Hou. QB	Opp. QB
Sat, 1/7/17	W	27-14	Oakland	H	71,790	NRG Stadium (closed)	Artificial Turf	NA	3:35 p.m. CT	B. Osweiler	C. Cook
Sat, 1/14/17	L	16-34	New England	A	66,829	Gillette Stadium	Artificial Turf	28°	8:15 p.m. ET	B. Osweiler	T. Brady



ILB Benardrick McKinney (center) and CB Johnathan Joseph (right) were the leading tacklers in Houston's 27-14 victory over the Oakland Raiders in the AFC Wild Card Round on Jan. 7, 2017. Joseph also added a game-high three passes defended.

YEAR-BY-YEAR RESULTS

2017

Head Coach: Bill O'Brien

Preseason (1-2)

Day, Date	W/L	Score	Opponent	H/	Attend.	Venue (Roof Status)	Surface	Temp.	Kickoff Time	Hou. QB	Opp. QB
Wed, 8/9/17	L	17-27	Carolina	A	72,100	Bank of America Stadium	Grass	81°	7:19 p.m. ET	T. Savage	D. Anderson
Sat, 8/19/17	W	27-23	New England	H	71,504	NRG Stadium (closed)	Artificial Turf	NA	7:07 p.m. CT	T. Savage	T. Brady
Sat, 8/26/17	L	10-13	New Orleans	A	73,064	Mercedes-Benz Superdome	Artificial Turf	NA	7:07 p.m. CT	T. Savage	D. Brees
Thu, 8/31/17	NA	0-0	Dallas			<i>*Game cancelled due to Hurricane Harvey*</i>					

Regular Season (4-12 overall; 4th AFC South; 3-5 home; 1-7 away)

Day, Date	W/L	Score	Opponent	H/A/N	Attend.	Venue (Roof Status)	Surface	Temp.	Kickoff Time	Hou. QB	Opp. QB
Sun, 9/10/17	L	7-29	Jacksonville	H	71,710	NRG Stadium (closed)	Artificial Turf	NA	12:02 p.m. CT	T. Savage	B. Bortles
Thu, 9/14/17	W	13-9	Cincinnati	A	52,942	Paul Brown Stadium	Artificial Turf	69°	8:26 p.m. ET	D. Watson	A. Dalton
Sun, 9/24/17	L	33-36	New England	A	65,878	Gillette Stadium	Artificial Turf	84°	1:02 p.m. ET	D. Watson	T. Brady
Sun, 10/1/17	W	57-14	Tennessee	H	71,804	NRG Stadium (closed)	Artificial Turf	NA	12:02 p.m. CT	D. Watson	M. Mariota
Sun, 10/8/17	L	34-42	Kansas City	H	71,835	NRG Stadium (closed)	Artificial Turf	NA	7:31 p.m. CT	D. Watson	A. Smith
Sun, 10/15/17	W	33-17	Cleveland	H	71,815	NRG Stadium (closed)	Artificial Turf	NA	12:02 p.m. CT	D. Watson	K. Hogan
Sun, 10/29/17	L	38-41	Seattle	A	69,025	CenturyLink Field	Artificial Turf	50°	1:05 p.m. PT	D. Watson	R. Wilson
Sun, 11/5/17	L	14-20	Indianapolis	H	71,709	NRG Stadium (closed)	Artificial Turf	NA	12:02 p.m. CT	T. Savage	J. Brissett
Sun, 11/12/17	L	7-33	L.A. Rams	A	60,032	L.A. Memorial Coliseum	Grass	68°	1:05 p.m. PT	T. Savage	J. Goff
Sun, 11/19/17	W	31-21	Arizona	H	71,680	NRG Stadium (closed)	Artificial Turf	NA	12:02 p.m. CT	T. Savage	B. Gabbert
Mon, 11/27/17	L	16-23	Baltimore	A	70,357	M&T Bank Stadium	Grass	50°	8:30 p.m. ET	T. Savage	J. Flacco
Sun, 12/3/17	L	13-24	Tennessee	A	62,758	Nissan Stadium	Grass	60°	12:02 p.m. CT	T. Savage	M. Mariota
Sun, 12/10/17	L	16-26	San Francisco	H	71,802	NRG Stadium (closed)	Artificial Turf	NA	12:02 p.m. CT	T. Savage	J. Garoppolo
Sun, 12/17/17	L	7-45	Jacksonville	A	64,701	Everbank Field	Grass	72°	1:02 p.m. ET	T. Yates	B. Bortles
Mon, 12/25/17	L	6-34	Pittsburgh	H	71,842	NRG Stadium (closed)	Artificial Turf	NA	3:32 p.m. CT	T. Yates	B. Roethlisberger
Sun, 12/31/17	L	13-22	Indianapolis	A	60,557	Lucas Oil Stadium	Artificial Turf	NA	1:02 p.m. ET	T. Yates	J. Brissett



In an injury-shortened rookie season in 2017, QB Deshaun Watson set NFL records for most passing touchdowns (19) through a player's first seven career games and most passing touchdowns (18 in Weeks 3-8) by a rookie over any five-game span in NFL history.

YEAR-BY-YEAR RESULTS

2018

Head Coach: Bill O'Brien

Preseason (3-1)

Day, Date	W/L	Score	Opponent	H/	Attend.	Venue (Roof Status)	Surface	Temp.	Kickoff Time	Hou. QB	Opp. QB
Thu, 8/9/18	W	17-10	Kansas City	A	58,465	Arrowhead Stadium	Grass	86°	7:31 p.m. CT	D. Watson	P. Mahomes
Sat, 8/18/18	W	16-13	San Francisco	H	71,312	NRG Stadium (closed)	Artificial Turf	NA	7:07 p.m. CT	D. Watson	J. Garoppolo
Sat, 8/25/18	L	20-21	L.A. Rams	A	60,862	L.A. Memorial Coliseum	Grass	80°	3:07 p.m. CT	D. Watson	S. Mannion
Thu, 8/30/18	W	14-6	Dallas	H	71,438	NRG Stadium (closed)	Artificial Turf	NA	7:07 p.m. CT	B. Weeden	C. Rush

Regular Season (11-5 overall; 1st AFC South; 6-2 home; 5-3 away)

Day, Date	W/L	Score	Opponent	H/A/N	Attend.	Venue (Roof Status)	Surface	Temp.	Kickoff Time	Hou. QB	Opp. QB
Sun, 9/9/18	L	20-27	New England	A	65,878	Gillette Stadium	Artificial Turf	62°	12:02 p.m. CT	D. Watson	T. Brady
Sun, 9/16/18	L	17-20	Tennessee	A	62,372	Nissan Stadium	Grass	81°	12:02 p.m. CT	D. Watson	M. Mariota
Sun, 9/23/18	L	22-27	N.Y. Giants	H	71,838	NRG Stadium (closed)	Artificial Turf	NA	12:02 p.m. CT	D. Watson	E. Manning
Sun, 9/30/18	W	(OT)37-34	Indianapolis	A	57,716	Lucas Oil Stadium (open)	Artificial Turf	73°	12:03 p.m. CT	D. Watson	A. Luck
Sun, 10/7/18	W	(OT)19-16	Dallas	H	72,008	NRG Stadium (closed)	Artificial Turf	NA	7:22 p.m. CT	D. Watson	D. Prescott
Sun, 10/14/18	W	20-13	Buffalo	H	71,638	NRG Stadium (closed)	Artificial Turf	NA	12:02 p.m. CT	D. Watson	J. Allen
Sun, 10/21/18	W	20-7	Jacksonville	A	66,534	TIAA Bank Field	Grass	68°	12:03 p.m. CT	D. Watson	B. Bortles
Thu, 10/25/18	W	42-23	Miami	H	71,726	NRG Stadium (closed)	Artificial Turf	NA	7:22 p.m. CT	D. Watson	B. Osweiler
Sun, 11/4/18	W	19-17	Denver	A	76,270	Broncos Stadium at Mile High	Grass	53°	3:05 p.m. CT	D. Watson	C. Keenum
Sun, 11/18/18	W	23-21	Washington	A	61,593	FedExField	Grass	56°	12:05 p.m. CT	D. Watson	A. Smith
Mon, 11/26/18	W	34-17	Tennessee	H	71,826	NRG Stadium (closed)	Artificial Turf	NA	7:22 p.m. CT	D. Watson	M. Mariota
Sun, 12/2/18	W	29-13	Cleveland	H	71,741	NRG Stadium (closed)	Artificial Turf	NA	12:03 p.m. CT	D. Watson	B. Mayfield
Sun, 12/9/18	L	21-24	Indianapolis	H	71,814	NRG Stadium (closed)	Artificial Turf	NA	12:03 p.m. CT	D. Watson	A. Luck
Sat, 12/15/18	W	29-22	N.Y. Jets	A	77,982	MetLife Stadium	Artificial Turf	51°	3:30 p.m. CT	D. Watson	S. Darnold
Sun, 12/23/18	L	30-32	Philadelphia	A	69,696	Lincoln Financial Field	Grass	44°	12:02 p.m. CT	D. Watson	N. Foles
Sun, 12/30/18	W	20-3	Jacksonville	H	71,848	NRG Stadium (closed)	Artificial Turf	NA	12:02 p.m. CT	D. Watson	B. Bortles

Postseason (0-1 overall; AFC Wild Card; 0-1 home)

Day, Date	W/L	Score	Opponent	H/A/N	Attend.	Venue (Roof Status)	Surface	Temp.	Kickoff Time	Hou. QB	Opp. QB
Sat, 1/5/19	L	7-21	Indianapolis	H	71,798	NRG Stadium (closed)	Artificial Turf	NA	3:35 p.m. CT	D. Watson	A. Luck



ILB Zach Cunningham's first career pick-six helped the Texans defeat the Browns on Dec. 2, 2018. The win marked Houston's ninth in a row on the season, setting a new franchise record for consecutive wins and making it the first team in NFL history to win nine straight games after starting a season 0-3.

YEAR-BY-YEAR RESULTS

2019

Head Coach: Bill O'Brien

Preseason (1-3)

Day, Date	W/L	Score	Opponent	H/	Attend.	Venue (Roof Status)	Surface	Temp.	Kickoff Time	Hou. QB	Opp. QB
Thu, 8/8/19	L	26-28	Green Bay	A	73,928	Lambeau Field	Hybrid Turf	74°	7:06 p.m. CT	J. Webb	C. Sullivan
Sat, 8/17/19	W	30-23	Detroit	H	71,283	NRG Stadium (closed)	Artificial Turf	NA	7:08 p.m. CT	D. Watson	J. Johnson
Sat, 8/24/19	L	0-34	Dallas	A	85,636	AT&T Stadium	Artificial Turf	NA	6:05 p.m. CT	D. Watson	D. Prescott
Thu, 8/29/19	L	10-22	L.A. Rams	H	71,162	NRG Stadium (closed)	Artificial Turf	NA	7:07 p.m. CT	J. Webb	B. Allen

Regular Season (10-6 overall; 1st AFC South; 5-3 home; 5-3 away)

Day, Date	W/L	Score	Opponent	H/A/N	Attend.	Venue (Roof Status)	Surface	Temp.	Kickoff Time	Hou. QB	Opp. QB
Mon, 9/9/19	L	28-30	New Orleans	A	73,039	Mercedes-Benz Superdome	Artificial Turf	NA	6:10 p.m. CT	D. Watson	D. Brees
Sun, 9/15/19	W	13-12	Jacksonville	H	71,651	NRG Stadium (closed)	Artificial Turf	NA	12:02 p.m. CT	D. Watson	G. Minshew II
Sun, 9/22/19	W	27-20	L.A. Chargers	A	25,349	Dignity Health Sports Park	Grass	87°	1:25 p.m. PT	D. Watson	P. Rivers
Sun, 9/29/19	L	10-16	Carolina	H	71,699	NRG Stadium (closed)	Artificial Turf	NA	12:02 p.m. CT	D. Watson	K. Allen
Sun, 10/6/19	W	53-32	Atlanta	H	71,787	NRG Stadium (closed)	Artificial Turf	NA	12:02 p.m. CT	D. Watson	M. Ryan
Sun, 10/13/19	W	31-24	Kansas City	A	73,323	Arrowhead Stadium	Grass	56°	12:02 p.m. CT	D. Watson	P. Mahomes
Sun, 10/20/19	L	23-30	Indianapolis	A	59,977	Lucas Oil Stadium (open)	Artificial Turf	66°	1:02 p.m. ET	D. Watson	J. Brissett
Sun, 10/27/19	W	27-24	Oakland	H	71,893	NRG Stadium (closed)	Artificial Turf	NA	3:25 p.m. CT	D. Watson	D. Carr
Sun, 11/3/19	W	26-3	Jacksonville	N	84,771	Wembley Stadium	Grass	53°	2:35 p.m. GMT	D. Watson	G. Mishew II
Sun, 11/17/19	W	7-41	Baltimore	A	70,731	M&T Bank Stadium	Grass	44°	1:02 p.m. ET	D. Watson	L. Jackson
Thu, 11/21/19	W	20-17	Indianapolis	H	71,727	NRG Stadium (closed)	Artificial Turf	NA	7:20 p.m. CT	D. Watson	J. Brissett
Sun, 12/1/19	W	28-22	New England	H	72,025	NRG Stadium (closed)	Artificial Turf	NA	7:20 p.m. CT	D. Watson	T. Brady
Sun, 12/8/19	L	24-38	Denver	H	71,769	NRG Stadium (closed)	Artificial Turf	NA	12:02 p.m. CT	D. Watson	D. Lock
Sun, 12/15/19	W	24-21	Tennessee	A	65,265	Nissan Stadium	Grass	45°	12:02 p.m. CT	D. Watson	R. Tannehill
Sat, 12/21/19	W	23-20	Tampa Bay	A	49,036	Raymond James Stadium	Grass	73°	1:00 p.m. ET	D. Watson	J. Winston
Sun, 12/29/19	L	14-35	Tennessee	H	71,794	NRG Stadium (closed)	Artificial Turf	NA	3:25 p.m. CT	A. McCarron	R. Tannehill

Postseason (1-1 overall; AFC Divisional; 1-0 home; 0-1 away)

Day, Date	W/L	Score	Opponent	H/A/N	Attend.	Venue (Roof Status)	Surface	Temp.	Kickoff Time	Hou. QB	Opp. QB
Sat, 1/4/20	W	22-19	Buffalo	H	71,699	NRG Stadium (closed)	Artificial Turf	NA	3:35 p.m. CT	D. Watson	J. Allen
Sun, 1/12/20	L	31-51	Kansas City	A	73,503	Arrowhead Stadium	Grass	29°	2:05 p.m. CT	D. Watson	P. Mahomes

ALL-TIME HEAD COACH RECORDS

Name	Years	REGULAR SEASON				POSTSEASON			OVERALL				Div. Champ.
		W	L	T	Win %	W	L	Win %	W	L	T	Win %	
Dom Capers	2002-05	18	46	0	.281	0	0	.000	18	46	0	.281	0
Gary Kubiak	2006-13 [^]	61	64	0	.488	2	2	.500	63	66	0	.488	2
Wade Phillips	2013*	0	3	0	.000	0	0	.000	0	3	0	.000	0
Bill O'Brien	2014-Pres.	52	44	0	.542	2	4	.333	54	48	0	.529	4
TOTALS		131	157	0	.455	4	6	.400	135	163	0	.453	6

[^] - Gary Kubiak coached the first 13 games of the 2013 season

* - Wade Phillips served as interim head coach for the final three games of the 2013 season



Dom Capers



Gary Kubiak



Wade Phillips



Bill O'Brien

TEXANS ATTENDANCE RECORDS

TOP 10 HOME ATTENDANCE

Attendance	Date	Opponent	Result
72,025	12/1/19	New England	W, 28-22
72,008	10/7/18	Dallas	W, 19-16 (OT)
71,933	9/11/16	Chicago	W, 23-14
71,908	12/13/15	New England	L, 27-6
71,899	1/3/16	Jacksonville	W, 30-6
71,897	11/27/16	San Diego	L, 21-13
71,893	10/27/19	Oakland	W, 27-24
71,891	10/16/16	Indianapolis	W, 26-23 (OT)
71,890	9/18/16	Kansas City	W, 19-12
71,882	10/30/16	Detroit	W, 20-13

OVERALL HOME ATTENDANCE (Regular season only)

Year	Games	Total	Average
2002	8	559,322	69,915
2003	8	563,748	70,468
2004	8	565,192	70,649
2005	8	562,397	70,300
2006	8	561,469	70,184
2007	8	564,159	70,520
2008	8	563,364	70,421
2009	8	564,864	70,608
2010	8	568,643	71,081
2011	8	571,969	71,496
2012	8	573,321	71,665
2013	8	573,271	71,659
2014	8	574,132	71,767
2015	8	574,159	71,769
2016	8	574,947	71,868
2017	8	574,197	71,775
2018	8	574,439	71,805
2019	8	574,499	71,812

TOP 10 ROAD ATTENDANCE

Attendance	Date	Opponent	Result
91,159	10/5/14	Dallas	L, 20-17 (OT)
88,240	9/19/10	Washington	W, 30-27
84,771	11/3/19	Jacksonville	W, 26-3
79,088	10/8/12	N.Y. Jets	W, 23-17
78,843	11/21/10	N.Y. Jets	L, 30-27
78,485	11/5/06	N.Y. Giants	L, 14-10
77,982	12/15/18	N.Y. Jets	W, 29-22
77,875	12/5/04	N.Y. Jets	L, 29-7
77,867	12/4/16	Green Bay	L, 21-13
77,462	9/21/14	N.Y. Giants	L, 30-17

OVERALL AWAY ATTENDANCE (Regular season only)

Year	Games	Total	Average
2002	8	502,400	62,800
2003	8	497,942	62,242
2004	8	544,857	68,107
2005	8	532,541	66,568
2006	8	524,974	65,622
2007	8	515,869	64,483
2008	8	512,254	64,032
2009	8	484,976	60,622
2010	8	539,982	67,498
2011	8	425,729	53,216
2012	8	540,654	67,582
2013	8	530,412	66,302
2014	8	541,851	67,732
2015	8	524,655	65,581
2016	8	557,263	69,658
2017	8	506,250	63,281
2018	8	538,041	67,255
2019	8	501,491	62,686

ALL-TIME SERIES TOTALS

TEXANS vs. THE NFL

Team	W	L	T	Pct.
Regular Season	131	157	0	.455
Home games	77	67	0	.535
Road games	54	90	0	.375
vs. AFC	101	115	0	.468
vs. NFC	30	42	0	.417
vs. AFC South	49	59	0	.454
vs. AFC East	18	18	0	.500
vs. AFC North	17	19	0	.472
vs. AFC West	17	19	0	.472
vs. NFC East	6	14	0	.300
vs. NFC North	8	8	0	.500
vs. NFC South	11	9	0	.550
vs. NFC West	5	11	0	.313
September	27	34	0	.443
October	35	35	0	.500
November	31	38	0	.449
December	35	46	0	.432
January	3	4	0	.429
Sunday	118	140	0	.457
Monday	5	10	0	.333
Thursday	5	6	0	.455
Saturday	3	1	0	.750
Postseason	4	6	0	.400
Reg. & Postseason	135	163	0	.453

TEXANS vs. THE AFC

Team	W	L	T	Pct.
vs. AFC South	49	59	0	.454
Indianapolis	9	27	0	.250
Jacksonville	23	13	0	.639
Tennessee	17	19	0	.472
vs. AFC East	18	18	0	.500
Buffalo	5	4	0	.555
Miami	8	1	0	.888
New England	2	8	0	.200
N.Y. Jets	3	5	0	.375
vs. AFC North	17	19	0	.472
Baltimore	2	8	0	.200
Cincinnati	6	4	0	.600
Cleveland	7	3	0	.700
Pittsburgh	2	4	0	.333
vs. AFC West	17	19	0	.472
Denver	3	5	0	.375
Kansas City	5	5	0	.500
L.A. Chargers	2	5	0	.286
Oakland	7	4	0	.636

TEXANS vs. THE NFC

Team	W	L	T	Pct.
vs. NFC East	6	14	0	.300
Dallas	2	3	0	.400
N.Y. Giants	1	4	0	.200
Philadelphia	0	5	0	.000
Washington	3	2	0	.600
vs. NFC North	8	8	0	.500
Chicago	4	0	0	1.000
Detroit	3	1	0	.750
Green Bay	1	3	0	.250
Minnesota	0	4	0	.000
vs. NFC South	11	9	0	.550
Atlanta	3	2	0	.600
Carolina	2	3	0	.400
New Orleans	2	3	0	.400
Tampa Bay	4	1	0	.800
vs. NFC West	5	11	0	.313
Arizona	2	2	0	.500
L.A. Rams	1	3	0	.250
San Francisco	1	3	0	.250
Seattle	1	3	0	.250

ALL-TIME SERIES RESULTS

ARIZONA CARDINALS

REGULAR SEASON: 2-2 HOME: 2-0 AWAY: 0-2					
TEXANS	CARDINALS	ATT.			
12/18/2005	H 30	19	W	70,024	
10/11/2009	A 21	28	L	61,819	
11/10/2013	A 24	27	L	60,845	
11/19/2017	H 31	21	W	71,680	
	106	95			

CHICAGO BEARS

REGULAR SEASON: 4-0 HOME: 2-0 AWAY: 2-0					
TEXANS	BEARS	ATT.			
12/19/2004	A 24	5	W	62,122	
12/28/2008	H 31	24	W	70,838	
11/11/2012	A 13	6	W	62,410	
9/11/2016	H 23	14	W	71,933	
	91	49			

DETROIT LIONS

REGULAR SEASON: 3-1 HOME: 2-0 AWAY: 1-1					
TEXANS	LIONS	ATT.			
9/19/2004	A 16	28	L	61,465	
10/19/2008	H 28	21	W	70,081	
11/22/2012	A 34	31	W(OT)	64,827	
10/30/2016	H 20	13	W	71,882	
	98	93			

ATLANTA FALCONS

REGULAR SEASON: 3-2 HOME: 3-0 AWAY: 0-2					
TEXANS	FALCONS	ATT.			
11/30/2003	H 17	13	W	70,388	
9/30/2007	A 16	26	L	69,312	
12/4/2011	H 17	10	W	71,545	
10/4/2015	A 21	48	L	69,904	
10/6/2019	H 53	32	W	71,787	
	124	129			

CINCINNATI BENGALS

REGULAR SEASON: 6-4 HOME: 2-2 AWAY: 4-2					
TEXANS	BENGALS	ATT.			
11/3/2002	H 3	38	L	69,827	
11/9/2003	A 27	34	L	50,437	
10/2/2005	A 10	16	L	65,714	
10/26/2008	H 35	6	W	70,112	
10/18/2009	A 28	17	W	64,019	
12/11/2011	A 20	19	W	41,202	
11/23/2014	H 13	22	L	71,777	
11/16/2015	A 10	6	W	61,381	
12/24/2016	H 12	10	W	71,836	
9/14/2017	A 13	9	W	52,942	
	171	177			

GREEN BAY PACKERS

REGULAR SEASON: 1-3 HOME: 0-2 AWAY: 1-1					
TEXANS	PACKERS	ATT.			
11/21/2004	H 13	16	L	70,769	
12/7/2008	A 24	21	W	70,245	
10/14/2012	H 24	42	L	71,702	
12/4/2016	A 13	21	L	77,867	
	74	100			

BALTIMORE RAVENS

REGULAR SEASON: 2-8 HOME: 2-3 AWAY: 0-5					
TEXANS	RAVENS	ATT.			
12/15/2002	H 19	23	L	70,108	
12/4/2005	A 15	16	L	69,909	
11/9/2008	H 13	41	L	70,552	
12/13/2010	H 28	34	L(OT)	71,413	
10/16/2011	A 14	29	L	71,154	
10/21/2012	H 43	13	W	71,708	
9/22/2013	A 9	30	L	71,168	
12/21/2014	H 25	13	W	71,771	
11/27/2017	A 16	23	L	70,357	
11/17/2019	A 7	41	L	70,731	
	189	263			

POSTSEASON: 2-0 | HOME: 2-0 | AWAY: 0-0

TEXANS	BENGALS	ATT.			
1/7/2012	H 31	10	W	71,725	
1/5/2013	H 19	13	W	71,738	
	50	23			

CLEVELAND BROWNS

REGULAR SEASON: 7-3 HOME: 5-1 AWAY: 2-2					
TEXANS	BROWNS	ATT.			
10/20/2002	A 17	34	L	73,248	
1/2/2005	H 14	22	L	70,724	
10/30/2005	H 19	16	W	70,064	
12/31/2006	H 14	6	W	70,097	
11/25/2007	A 17	27	L	72,730	
11/23/2008	A 16	6	W	72,077	
11/6/2011	H 30	12	W	71,511	
11/16/2014	A 23	7	W	67,431	
10/15/2017	H 33	17	W	71,815	
12/2/2018	H 29	13	W	71,741	
	212	160			

DALLAS COWBOYS

REGULAR SEASON: 2-3 HOME: 2-1 AWAY: 0-2					
TEXANS	COWBOYS	ATT.			
9/8/2002	H 19	10	W	69,604	
10/15/2006	A 6	34	L	63,186	
9/26/2010	H 13	27	L	71,456	
10/5/2014	A 17	20	L(OT)	91,159	
10/7/2018	H 19	16	W(OT)	72,008	
	74	107			

INDIANAPOLIS COLTS

REGULAR SEASON: 9-27 HOME: 6-12 AWAY: 3-15					
TEXANS	COLTS	ATT.			
9/22/2002	H 3	23	L	69,204	
12/1/2002	A 3	19	L	56,820	
10/26/2003	A 21	30	L	56,132	
12/28/2003	H 17	20	L	70,680	
11/14/2004	A 14	49	L	56,511	
12/12/2004	H 14	23	L	70,762	
10/23/2005	H 20	38	L	70,621	
11/13/2005	A 17	31	L	57,209	
9/17/2006	A 24	43	L	56,614	
12/24/2006	H 27	24	W	70,132	
9/23/2007	H 24	30	L	70,765	
12/23/2007	A 15	38	L	57,262	
10/5/2008	H 27	31	L	70,118	
11/16/2008	A 27	33	L	66,201	
11/8/2009	A 17	20	L	66,033	
11/29/2009	H 27	35	L	70,990	
9/12/2010	H 34	24	W	70,974	
11/1/2010	A 17	30	L	66,363	
9/11/2011	H 34	7	W	71,444	
12/22/2011	A 16	19	L	64,159	
12/16/2012	H 29	17	W	71,702	
12/30/2012	A 16	28	L	66,957	
11/3/2013	H 24	27	L	71,778	
12/15/2013	A 3	25	L	65,470	
10/9/2014	H 28	33	L	71,787	
12/14/2014	A 10	17	L	65,148	
10/8/2015	H 20	27	L	71,732	
12/20/2015	A 16	10	W	66,083	
10/16/2016	H 26	23	W(OT)	71,891	
12/11/2016	A 22	17	W	65,250	
11/5/2017	H 14	20	L	71,709	
12/31/2017	A 13	22	L	60,557	
9/30/2018	A 37	34	W(OT)	57,716	
12/9/2018	H 21	24	L	71,814	
10/20/2019	A 23	30	L	59,977	
11/21/2019	H 20	17	W	71,727	
	720	938			

POSTSEASON: 0-1 | HOME: 0-1 | AWAY: 0-0

TEXANS	COLTS	ATT.			
1/5/2019	H 7	21	L	71,798	
	7	21			

CAROLINA PANTHERS

REGULAR SEASON: 2-3 HOME: 1-2 AWAY: 1-1					
TEXANS	PANTHERS	ATT.			
11/2/2003	H 14	10	W	70,052	
9/16/2007	A 34	21	W	73,665	
12/18/2011	H 13	28	L	71,540	
9/20/2015	A 17	24	L	73,254	
9/29/2019	H 10	16	L	71,699	
	88	99			

DENVER BRONCOS

REGULAR SEASON: 3-5 HOME: 1-2 AWAY: 2-3					
TEXANS	BRONCOS	ATT.			
11/7/2004	A 13	31	L	74,292	
12/13/2007	H 31	13	W	70,747	
12/26/2010	A 23	24	L	73,691	
9/23/2012	A 31	25	W	76,566	
12/22/2013	H 13	37	L	71,761	
10/24/2016	A 9	27	L	76,865	
11/4/2018	A 19	17	W	76,270	
12/8/2019	H 24	38	L	71,769	
	163	212			

ALL-TIME SERIES RESULTS

JACKSONVILLE JAGUARS

REGULAR SEASON: 23-13 HOME: 13-5 AWAY: 10-8				
TEXANS	JAGUARS			ATT.
10/27/2002	A 21	19	W	53,721
11/17/2002	H 0	0	L	69,711
9/28/2003	H 24	20	W	70,041
12/7/2003	A 0	27	L	43,363
10/31/2004	H 20	6	W	70,502
12/26/2004	A 21	0	W	66,227
11/6/2005	A 14	21	L	64,613
12/24/2005	H 20	38	L	70,025
10/22/2006	H 27	7	W	70,035
11/12/2006	A 13	10	W	65,918
10/14/2007	A 17	37	L	63,715
12/30/2007	H 42	28	W	70,660
9/28/2008	A 27	30	L(OT)	64,061
12/1/2008	H 30	17	W	70,809
9/27/2009	H 24	31	L	70,083
12/6/2009	A 18	23	L	42,079
11/14/2010	A 24	31	L	62,340
1/2/2011	H 34	17	W	71,023
10/30/2011	H 24	14	W	71,412
11/27/2011	A 20	13	W	62,004
9/16/2012	A 27	7	W	62,907
11/18/2012	H 43	37	W(OT)	71,676
11/24/2013	H 6	13	L	71,659
12/5/2013	A 20	27	L	60,414
12/7/2014	A 27	13	W	61,070
12/28/2014	H 23	17	W	71,777
10/18/2015	A 31	20	W	58,085
1/3/2016	H 30	6	W	71,899
11/13/2016	A 24	21	W	62,091
12/18/2016	H 21	20	W	71,803
9/10/2017	H 7	29	L	71,710
12/17/2017	A 7	45	L	64,701
10/21/2018	A 20	7	W	66,534
12/30/2018	H 20	3	W	71,848
9/15/2019	H 13	12	W	71,651
11/3/2019	N 26	3	W	84,771
	765	669		

KANSAS CITY CHIEFS

REGULAR SEASON: 5-5 HOME: 3-4 AWAY: 2-1				
TEXANS	CHIEFS			ATT.
9/21/2003	H 14	42	L	70,487
9/26/2004	A 24	21	W	77,433
11/20/2005	H 17	45	L	70,481
9/9/2007	H 20	3	W	70,080
10/17/2010	H 35	31	W	70,926
10/20/2013	A 16	17	L	74,118
9/13/2015	H 20	27	L	71,776
9/18/2016	H 19	12	W	71,890
10/8/2017	H 34	42	L	71,835
10/13/2019	A 31	24	W	73,323
	230	264		
POSTSEASON: 0-1 HOME: 0-1 AWAY: 0-0				
TEXANS	CHIEFS			ATT.
1/9/2016	H 0	30	L	71,800
	0	30		

LAS VEGAS RAIDERS

REGULAR SEASON: 7-4 HOME: 3-2 AWAY: 4-2				
TEXANS	RAIDERS			ATT.
10/3/2004	H 30	17	W	70,741
12/3/2006	A 23	14	W	46,276
11/4/2007	A 24	17	W	49,603
12/21/2008	A 16	27	L	43,687
10/4/2009	H 29	6	W	70,291
10/3/2010	A 31	24	W	32,218
10/9/2011	H 20	25	L	71,420

11/17/2013	H 23	28	L	71,726
9/14/2014	A 30	14	W	54,063
11/21/2016	A 20	27	L	76,473
10/27/2019	H 27	24	W	71,893
	273	223		

POSTSEASON: 1-0 HOME: 1-0 AWAY: 0-0				
TEXANS	RAIDERS			ATT.
1/7/2017	H 27	14	W	71,790
	27	14		

LOS ANGELES CHARGERS

REGULAR SEASON: 2-5 HOME: 0-3 AWAY: 2-2				
TEXANS	CHARGERS			ATT.
9/15/2002	A 3	24	L	56,098
9/12/2004	H 20	27	L	70,255
10/28/2007	A 10	35	L	60,439
11/7/2010	H 23	29	L	70,886
9/9/2013	A 31	28	W	59,522
11/27/2016	H 13	21	L	71,897
9/22/2019	A 27	20	W	25,349
	127	184		

LOS ANGELES RAMS

REGULAR SEASON: 1-3 HOME: 0-2 AWAY: 1-1				
TEXANS	RAMS			ATT.
11/27/2005	H 27	33	L(OT)	70,010
12/20/2009	A 16	13	W	46,256
10/13/2013	H 13	38	L	71,104
11/12/2017	A 7	33	L	60,032
	63	117		

MIAMI DOLPHINS

REGULAR SEASON: 8-1 HOME: 5-0 AWAY: 3-1				
TEXANS	DOLPHINS			ATT.
9/7/2003	A 21	20	W	73,010
10/1/2006	H 17	15	W	70,071
10/7/2007	H 22	19	W	70,156
10/12/2008	H 29	28	W	70,023
12/27/2009	A 27	20	W	65,847
9/18/2011	A 23	13	W	51,032
9/9/2012	H 30	10	W	71,566
10/25/2015	A 26	44	L	65,251
10/25/2018	H 42	23	W	71,726
	237	192		

MINNESOTA VIKINGS

REGULAR SEASON: 0-4 HOME: 0-2 AWAY: 0-2				
TEXANS	VIKINGS			ATT.
10/10/2004	H 28	34	L(OT)	70,718
11/2/2008	A 21	28	L	62,839
12/23/2012	H 6	23	L	71,688
10/9/2016	A 13	31	L	66,683
	68	116		

NEW ENGLAND PATRIOTS

REGULAR SEASON: 2-8 HOME: 2-3 AWAY: 0-5				
TEXANS	PATRIOTS			ATT.
11/23/2003	H 20	23	L(OT)	70,719
12/17/2006	A 7	40	L	68,756
1/3/2010	H 34	27	W	71,029
12/10/2012	A 14	42	L	68,756
12/1/2013	H 31	34	L	71,769
12/13/2015	H 6	27	L	71,908
9/22/2016	A 0	27	L	66,829

9/24/2017	A 33	36	L	65,878
9/9/2018	A 20	27	L	65,878
12/1/2019	H 28	22	W	72,025
	193	305		

POSTSEASON: 0-2 HOME: 0-0 AWAY: 0-2				
TEXANS	PATRIOTS			ATT.
1/13/2013	A 28	41	L	68,756
1/14/2017	A 16	34	L	66,829
	44	75		

NEW ORLEANS SAINTS

REGULAR SEASON: 2-3 HOME: 2-0 AWAY: 0-3				
TEXANS	SAINTS			ATT.
9/14/2003	A 10	31	L	68,390
11/18/2007	H 23	10	W	70,780
9/25/2011	A 33	40	L	73,002
11/29/2015	H 24	6	W	71,778
9/9/2019	A 28	30	L	73,039
	118	117		

NEW YORK GIANTS

REGULAR SEASON: 1-4 HOME: 1-2 AWAY: 0-2				
TEXANS	GIANTS			ATT.
11/24/2002	H 16	14	W	70,054
11/5/2006	A 10	14	L	78,485
10/10/2010	H 10	34	L	71,110
9/21/2014	A 17	30	L	77,462
9/23/2018	H 22	27	L	71,838
	75	119		

NEW YORK JETS

REGULAR SEASON: 3-5 HOME: 1-2 AWAY: 2-3				
TEXANS	JETS			ATT.
10/19/2003	H 14	19	L	70,623
12/5/2004	A 7	29	L	77,875
11/26/2006	A 11	26	L	76,596
9/13/2009	H 7	24	L	70,118
11/21/2010	A 27	30	L	78,843
10/8/2012	A 23	17	W	79,088
11/22/2015	H 24	17	W	71,718
12/15/2018	A 29	22	W	77,982
	142	184		

PHILADELPHIA EAGLES

REGULAR SEASON: 0-5 HOME: 0-2 AWAY: 0-3				
TEXANS	EAGLES			ATT.
9/29/2002	A 17	35	L	64,867
9/10/2006	H 10	24	L	70,180
12/2/2010	A 24	34	L	69,144
11/2/2014	H 21	31	L	71,780
12/23/2018	A 30	32	L	69,696
	102	156		

PITTSBURGH STEELERS

REGULAR SEASON: 2-4 HOME: 1-2 AWAY: 1-2				
TEXANS	STEELERS			ATT.
12/8/2002	A 24	6	W	58,551
9/18/2005	H 7	27	L	70,742
9/7/2008	A 17	38	L	64,001
10/2/2011	H 17	10	W	71,585
10/20/2014	A 23	30	L	56,375
12/25/2017	H 6	34	L	71,842
	94	145		

ALL-TIME SERIES RESULTS

SAN FRANCISCO 49ERS

REGULAR SEASON: 1-3 HOME: 1-1 AWAY: 0-2					
		TEXANS	49ERS		ATT.
1/1/2006	A	17	20	L(OT)	67,970
10/25/2009	H	24	21	W	70,820
10/6/2013	A	3	34	L	69,732
12/10/2017	H	16	26	L	71,802
		60	101		

WASHINGTON

REGULAR SEASON: 3-2 HOME: 1-1 AWAY: 2-1					
		TEXANS	WASHINGTON		ATT.
12/22/2002	A	10	26	L	70,291
9/24/2006	H	15	31	L	70,069
9/19/2010	A	30	27	W(OT)	88,240
9/7/2014	H	17	6	W	71,770
11/18/2018	A	23	21	W	61,593
		95	111		

SEATTLE SEAHAWKS

REGULAR SEASON: 1-3 HOME: 1-1 AWAY: 0-2					
		TEXANS	SEAHAWKS		ATT.
10/16/2005	A	10	42	L	66,196
12/13/2009	H	34	7	W	70,380
9/29/2013	H	20	23	L(OT)	71,756
10/29/2017	A	38	41	L	69,025
		102	113		

TAMPA BAY BUCCANEERS

REGULAR SEASON: 4-1 HOME: 2-0 AWAY: 2-1					
		TEXANS	BUCCANEERS		ATT.
12/14/2003	A	3	16	L	65,124
12/9/2007	H	28	14	W	70,237
11/13/2011	A	37	9	W	56,037
9/27/2015	H	19	9	W	71,718
12/21/2019	A	23	20	W	49,036
		110	68		

TENNESSEE TITANS

REGULAR SEASON: 17-19 HOME: 10-8 AWAY: 7-11					
		TEXANS	TITANS		ATT.
11/10/2002	A	10	17	L	68,804
12/29/2002	H	3	13	L	70,694
10/12/2003	A	17	38	L	68,809
12/21/2003	H	24	27	L	70,758
10/17/2004	A	20	10	W	68,932
11/28/2004	H	31	21	W	70,721
10/9/2005	H	20	34	L	70,430
12/11/2005	A	10	13	L	69,149
10/29/2006	A	22	28	L	69,143
12/10/2006	H	20	26	L(OT)	70,760
10/21/2007	H	36	38	L	70,734
12/2/2007	A	20	28	L	69,143
9/21/2008	A	12	31	L	69,143
12/14/2008	H	13	12	W	70,831
9/20/2009	A	34	31	W	69,143
11/23/2009	H	17	20	L	71,153
11/28/2010	H	20	0	W	70,855
12/19/2010	A	17	31	L	69,143
10/23/2011	A	41	7	W	69,143
1/1/2012	H	22	23	L	71,512
9/30/2012	H	38	14	W	71,581
12/2/2012	A	24	10	W	69,143
9/15/2013	H	30	24	W(OT)	71,718
12/29/2013	A	10	16	L	69,143
10/26/2014	A	30	16	W	69,143
11/30/2014	H	45	21	W	71,714
11/1/2015	H	20	6	W	71,630
12/27/2015	A	34	6	W	62,153
10/2/2016	H	27	20	W	71,815
1/1/2017	A	17	24	L	65,205
10/1/2017	H	57	14	W	71,804
12/3/2017	A	13	24	L	62,758
9/16/2018	A	17	20	L	62,372
11/26/2018	H	34	17	W	71,826
12/15/2019	A	24	21	W	65,265
12/29/2019	H	14	35	L	71,794
		843	736		

ALL-TIME PRESEASON RESULTS

2002 (1-4)

Date	Opponent	Attendance	Result
8/5/02	N.Y. Giants*	22,461	L 34-17
8/10/02	at New Orleans	67,356	W 13-10
8/17/02	at Kansas City	73,506	L 19-9
8/24/02	Miami	69,432	L 24-3
8/30/02	Tampa Bay	68,371	L 17-13

*Canton, Ohio (Pro Football Hall of Fame Game)

2003 (0-4)

Date	Opponent	Attendance	Result
8/9/03	Denver	70,021	L 20-12
8/15/03	at Dallas	60,058	L 34-6
8/23/03	San Diego	70,007	L 19-17
8/28/03	at Tampa Bay	64,808	L 34-3

2004 (1-3)

Date	Opponent	Attendance	Result
8/14/04	Dallas	70,431	W 18-0
8/21/04	at Pittsburgh	56,028	L 38-3
8/27/04	at Denver	71,256	L 31-17
9/2/04	Tampa Bay	70,024	L 17-9

2005 (1-3)

Date	Opponent	Attendance	Result
8/13/05	Denver	70,016	L 20-14
8/20/05	Oakland	70,116	W 19-17
8/27/05	at Dallas	54,288	L 21-9
9/1/05	at Tampa Bay	63,591	L 38-14

2006 (3-1)

Date	Opponent	Attendance	Result
8/12/06	Kansas City	70,016	W 24-14
8/19/06	at St. Louis	65,391	W 27-20
8/27/06	at Denver	73,689	L 17-14
8/31/06	Tampa Bay	70,037	W 16-13

2007 (2-2)

Date	Opponent	Attendance	Result
8/11/07	Chicago	70,060	L 20-19
8/18/07	at Arizona	64,405	W 33-20
8/25/07	Dallas	70,512	W 28-16
8/30/07	at Tampa Bay	64,321	L 31-24

2008 (2-2)

Date	Opponent	Attendance	Result
8/9/08	Denver	70,020	W 19-16
8/16/08	at New Orleans	70,009	W 31-27
8/22/08	at Dallas	60,795	L 23-22
8/28/08	Tampa Bay	70,011	L 16-6

2009 (2-2)

Date	Opponent	Attendance	Result
8/15/09	at Kansas City	64,781	W 16-10
8/22/09	New Orleans	70,107	L 38-14
8/31/09	Minnesota	70,191	L 17-10
9/4/09	at Tampa Bay	63,831	W 27-20

2010 (1-3)

Date	Opponent	Attendance	Result
8/14/10	at Arizona	61,489	L 19-16
8/21/10	at New Orleans	70,025	L 38-20
8/28/10	Dallas	70,725	W 23-7
9/2/10	Tampa Bay	70,035	L 24-17

2011 (3-1)

Date	Opponent	Attendance	Result
8/15/11	N.Y. Jets	70,025	W 20-16
8/20/11	New Orleans	70,828	W 27-14
8/27/11	at San Francisco	69,732	W 30-7
9/1/11	at Minnesota	62,148	L 28-0

2012 (3-1)

Date	Opponent	Attendance	Result
8/11/12	at Carolina	69,002	W 26-13
8/18/12	San Francisco	71,196	W 20-9
8/25/12	at New Orleans	72,082	L 34-27
8/30/12	Minnesota	71,116	W 28-24

2013 (3-1)

Date	Opponent	Attendance	Result
8/9/13	at Minnesota	62,306	W 27-13
8/17/13	Miami	71,141	W 24-17
8/25/13	New Orleans	71,611	L 31-23
8/29/13	at Dallas	76,856	W 24-6

2014 (2-2)

Date	Opponent	Attendance	Result
8/9/14	at Arizona	60,540	L 32-0

8/16/14	Atlanta	71,644	W 32-7
8/23/14	at Denver	75,093	W 18-17
8/28/14	San Francisco	71,408	L 40-13

2015 (2-2)

Date	Opponent	Attendance	Result
8/15/15	San Francisco	71,403	W 23-10
8/22/15	Denver	71,533	L 14-10
8/30/15	at New Orleans	72,998	W 27-13
9/3/15	at Dallas	85,067	L 21-14

2016 (4-0)

Date	Opponent	Attendance	Result
8/14/16	at San Francisco	70,178	W 24-13
8/20/16	New Orleans	71,517	W 16-9
8/28/16	Arizona	71,515	W 34-24
9/1/16	at Dallas	81,016	W 28-17

2017 (1-2)

Date	Opponent	Attendance	Result
8/9/17	at Carolina	72,100	L 27-17
8/19/17	New England	71,504	W 27-23
8/26/17	at New Orleans	73,064	L 13-0
8/31/17	Dallas	Cancelled due to Hurricane Harvey	

2018 (3-1)

Date	Opponent	Attendance	Result
8/9/18	at Kansas City	58,465	W 17-10
8/18/18	San Francisco	71,312	W 16-13
8/25/18	at L.A. Rams	60,862	L 20-21
8/30/18	Dallas	71,438	W 14-6

2019 (1-3)

Date	Opponent	Attendance	Result
8/8/19	at Green Bay	73,928	L 26-28
8/17/19	Detroit	71,283	W 30-23
8/24/19	at Dallas	85,636	L 0-34
8/29/19	L.A. Rams	71,162	L 10-22

ALL-TIME PRESEASON RECORDS

TEAM RECORDS

POINTS SCORED, GAME

Points	Date	Opponent	Attendance	W/L	Result
34	8/28/16	Arizona	71,515	W	34-24
33	8/18/07	at Arizona	64,405	W	33-20
32	8/16/14	Atlanta	71,644	W	32-7
31	8/16/08	at New Orleans	70,009	W	31-27
30	8/27/11	at San Francisco	69,732	W	30-7
30	8/17/19	Detroit	71,283	W	30-23
28	8/30/12	Minnesota	71,116	W	28-24

POINTS ALLOWED, GAME

Points	Date	Opponent	Attendance	W/L	Result
40	8/28/14	San Francisco	71,408	L	40-13
38	8/21/04	at Pittsburgh	56,028	L	38-3
38	9/1/05	at Tampa Bay	63,591	L	38-14
38	8/22/09	New Orleans	70,107	L	38-14
38	8/21/10	at New Orleans	70,025	L	38-20

MOST RUSHING YARDS, GAME

Yards	Att.	TD	Opponent	Date
208	34	2	New Orleans	8/20/11
190	40	1	Dallas	8/29/13
187	32	1	Denver	8/27/04
174	39	1	Carolina	8/11/12
173	36	1	Dallas	8/28/10
173	41	3	Kansas City	8/12/06

MOST NET PASSING YARDS, GAME

Yards	Comp.	Att.	TD	Opponent	Date
355	32	49	1	New Orleans	8/25/13
316	28	53	2	Tampa Bay	9/2/10
306	31	44	2	at Minnesota	8/9/13
303	26	38	3	Miami	8/17/13
289	21	25	2	New Orleans	8/16/08

TEAM RECORDS (cont.)

MOST TOTAL YARDS, GAME

Total	Rush	Pass	Opponent	Date
496	141	355	New Orleans	8/25/13
439	133	306	at Minnesota	8/9/13
436	208	228	New Orleans	8/20/11
417	101	316	Tampa Bay	9/2/10
417	172	245	at San Francisco	8/27/11

INDIVIDUAL RECORDS

MOST RUSHING YARDS, GAME

Yards	Att.	TD	Player	Opponent	Date
114	13	2	J. Forsett	Minnesota	8/30/12
110	8	1	A. Foster	Dallas	8/28/10
107	19	0	C. Wood	at Dallas	8/29/13
95	9	1	B. Tate	New Orleans	8/20/11
92	11	2	V. Morency	St. Louis	8/19/06

MOST PASSING YARDS, GAME

Yards	Att.	Comp.	TD	Player	Opponent	Date
213	26	15	0	M. Schaub	New Orleans	8/25/13
205	15	22	2	D. Carr	San Diego	8/23/03
197	9	16	2	R. Grossman	Tampa Bay	9/4/09
194	18	15	1	M. Schaub	New Orleans	8/25/12
187	14	16	2	M. Schaub	New Orleans	8/16/08

MOST RECEIVING YARDS, GAME

Yards	Rec.	TD	Player	Opponent	Date
148	3	1	J. Jones	Tampa Bay	9/4/09
131	7	0	A. Johnson	New Orleans	8/25/13
100	4	0	A. Johnson	New Orleans	8/20/11
100	6	1	K. Walter	New Orleans	8/16/08
97	4	0	G. Graham	New Orleans	8/25/12

ALL-TIME ALPHABETIC ROSTER

^ DENOTES DRAFT PICK

All appeared on the 53-man roster for at least one game

A
47 Abbate, Jon, LB, Wake Forest, 2007
78 Aboushi, Oday, G, Virginia, 2015-16
59 Acholonu, D.D., LB, Washington St., 2004
74 Adams, Aaron, T, Eastern Kentucky, 2015
19 Adams, Charlie, WR, Hofstra, 2006
70 Adams, Jeff, T, Columbia, 2014-16
89 Adams, Jerrell, TE, South Carolina, 2019
27 Adams, Mike, S, Delaware, 2019
50 Adams, Tyrell, ILB, West Georgia, 2018-19
37 Addae, Jahleel, S, Central Michigan, 2019
52 ^Adibi, Xavier, LB, Virginia Tech, 2008-10
88 ^Akins, Jordan, TE, Central Florida, 2018-19
54 Alexander, Mister, ILB, Florida St., 2011-12
22 Alexander, Roc, CB, Washington, 2006-07
20 Allen, James, RB, Oklahoma, 2002
30 Allen, Jason, CB, Tennessee, 2010-11
79 Allen, Jeff, G, Illinois, 2016-17
50 ^Anderson, Charlie, LB, Mississippi, 2004-07
14/17/89 ^Anderson, David, WR, Colorado St., 2006-11
27 Anderson, Jason, RB, South Dakota, 2005
96 Anderson, Mark, DE, Alabama, 2010
89 Anderson, Stephen, TE, California, 2016-17
91 Ankrah, Jason, OLB, Nebraska, 2014
9 Anger, Bryan, P, California, 2019
30 Armstrong, Cornell, CB, Southern Mississippi, 2019
87/88 Armstrong, Derick, WR, Arkansas-Monticello, 2003-05
37 Aubrey, Josh, S, Stephen F. Austin, 2014
61 Austin, Thomas, C, Clemson, 2011

B
93 ^Babin, Jason, LB, Western Michigan, 2004-06
23 Bademosi, Johnson, CB, Stanford, 2018
22 Ball, Alan, CB, Illinois, 2012
39 ^Ballentine, Lonnie, S, Memphis, 2014-16
33 Banks, Johnathan, CB, Mississippi State, 2017
12 Banks, Tony, QB, Michigan, 2002-05
34 ^Barber, Dominique, FS, Minnesota, 2008-11
51 Barber, Shawn, LB, Richmond, 2007
67 Barry, Kevin, T, Arizona, 2007
98 ^Barwin, Connor, DE/OLB, Cincinnati, 2009-12
47 ^Baxter, Jarrod, FB, New Mexico, 2002-04
81 Baylis, Evan, TE, Oregon, 2017
12 Beck, John, QB, BYU, 2012
68 Bedell, Brad, T, Colorado, 2006
33 Bell, Jason, CB, UCLA, 2002-05
57 Bell, Marcus, LB, Arizona, 2004
32 ^Bennett, Fred, CB, South Carolina, 2007-09
57 Bentley, Kevin, LB, Northwestern, 2008-10
68 Bergstrom, Tony, C, Utah, 2016
50 Bing, Darnell, LB, USC, 2010
88 Black, Avion, WR, Tennessee St., 2002
71 Black, Jordan, T, Notre Dame, 2007
97 Blackson, Angelo, DE, Auburn, 2017-19
99 Blade, Willie, DE, Mississippi St., 2002
28 ^Blue, Alfred, RB, LSU, 2014-18
28 Boddy-Calhoun, Brieon, CB, Minnesota, 2019
16 ^Bonner, Alan, WR, Jacksonville St., 2013-15
28 Boulware, Michael, S, Florida St., 2007
21/34 Bouye, A.J., CB, Central Florida, 2013-16
71 Boselli, Tony, T, USC, 2002
7 Boyd, Shane, QB, Kentucky, 2007
85 Bradford, Corey, WR, Jackson St., 2002-05
50 Brame, Bryan, OLB, West Texas A&M, 2011-13
65 Brisiel, Mike, G, Colorado State, 2007-11
79 ^Brooks, Brandon, G, Miami (Ohio), 2012-15
24 ^Brown, C.C., SS, Louisiana-Lafayette, 2005-08
22 Brown, Chris, RB, Colorado, 2008-09
76 ^Brown, Duane, T, Virginia Tech, 2008-17
24 Brown, Eric, SS, Mississippi St., 2002-04
48 Brown, Kourtnei, OLB, Clemson, 2015
3 Brown, Kris, K, Nebraska, 2002-09
67 ^Brown, Milford, G, Florida St., 2002-05
22 Brown, Ronnie, RB, Auburn, 2014
98 Browner, Keith, DE, California, 2014
87 Bruener, Mark, TE, Washington, 2004-08
31 Buchanon, Phillip, CB, Miami (FL), 2005-06
4 ^Bullock, Randy, K, Texas A&M, 2012-15
53 Bullough, Max, ILB, Michigan State, 2014-16
79 Bulman, Tim, DT, Boston College, 2006-11
20 Burley, Marcus, CB, Delaware, 2017
22 ^Burns, Curry, FS, Louisville, 2003

39 Burton, Deante, CB, Kansas State, 2018
40 Busing, John, FS, Miami (OH), 2009
78 Butler, Rashad, T, Miami, 2007-12
89 Byrne, Jake, TE, Wisconsin, 2013

C
62 ^Caldwell, Antoine, C/G, Alabama, 2009-12
39 Campbell, Ibraheim, S, Northwestern, 2017
53 Campbell, Khary, LB, Bowling Green, 2009
36 ^Carmichael, Roc, CB, Virginia Tech, 2011-12
8 ^Carr, David, QB, Fresno St., 2002-06
59 Carroll, Travis, LB, Florida, 2003
36 Carter, Chris, FS, Texas, 2002
14 Carter, DeAndre, WR, Sacramento State, 2018-19
86 ^Casey, James, TE/FB, Rice, 2009-12
59 Chamberlin, Frank, LB, Boston College, 2005
74 Clabo, Tyson, T, Wake Forest, 2014
74/77 Clark, Chris, T, Southern Mississippi, 2015-17, 2019
55 Clark, Danny, LB, Illinois, 2007
1 Clemens, Kellen, QB, Oregon, 2011
96 Clements, Chunky, NT, Illinois, 2017
50 Clemons, Charlie, LB, Georgia, 2003
58 ^Cliett, Reshard, ILB, South Florida, 2015
90 ^Clowney, Jadeveon, DE/OLB, South Carolina, 2014-18
40 Clutts, Tyler, FB, Fresno State, 2012
60/96 Cochran, Earl, DE, Alabama State, 2006-08
95 Cody, Shaun, DT/NT, USC, 2009-12
51 Cole, Dylan, ILB, Missouri State, 2017-19
42 Coleman, Marcus, CB, Texas Tech, 2002-05
53 Coley, Kevins, LB, Southern Mississippi, 2008
22 Colvin, Aaron, CB, Oklahoma, 2018-19
45 Comella, Greg, FB, Stanford, 2003
22 Conley, Gareon, CB, Ohio State, 2019
43 Cook, Jameel, FB, Illinois, 2006-07
16 ^Coutee, Keke, WR, Texas Tech, 2018-19
95 ^Covington, Christian, DE, Rice, 2015-18
40 Cox, Curome, S, Maryland, 2007
28 ^Crawford, Xavier, CB, Central Michigan, 2019
93 ^Crick, Jared, DE, Nebraska, 2012-15
36 Cromartie, Marcus, S, Wisconsin, 2017
35 Crossen, Keion, CB, Western Carolina, 2019
41 ^Cunningham, Zach, ILB, Vanderbilt, 2017-19
56 ^Cushing, Brian, ILB, USC, 2009-17



ILB Brian Cushing was named the AP Defensive Rookie of the Year in 2009 and is the Texans' all-time leading tackler with 664.

D
75 Dalton, Lionel, DT, Eastern Michigan, 2006
8 Daniel, Trevor, P, Tennessee, 2018-19
2 Daniels, B.J., QB, South Florida, 2015
8 ^Daniels, Owen, TE, Wisconsin, 2006-13
70 ^Davenport, Julián, T, Bucknell, 2017-18
11 Davis, André, WR, Virginia Tech, 2007-10
37 ^Davis, Domanick, RB, LSU, 2003-06 (also known as Domanick Williams)
90/97 Davis, Jason, DE, West Virginia, 2003, 2005
60 Dawson, Curry, T, Angelo State, 2003
87 Dawson, Jajuan, WR, Tulane, 2002
36 Dayne, Ron, RB, Wisconsin, 2006-07
31 Decoud, Treston, CB/S, Oregon State, 2017
95 DeLoach, Jerry, DE, California, 2002-05
17 Delhomme, Jake, QB, La-Lafayette, 2011
27/32/39 Demps, Quintin, SS, UTEP, 2010-12, 2015-16
47 Demps, Will, FS, San Diego State, 2007-08
81 Denham, Anthony, TE, Utah, 2014-15
77 Denney, Ryan, DE, BYU, 2010

28 Dennis, Pat, CB, La-Monroe, 2002-03
50 Dent, Akeem, ILB, Georgia, 2014-16
19 ^Dickerson, Dorin, WR, Pittsburgh, 2010
54/91 ^Diles, Zac, LB, Kansas State, 2007-10, 2014
36 ^Dillon, K.J., S, West Virginia, 2016
52 Dobbins, Tim, ILB, Iowa State, 2011-13
66 Dorsey, Char-ron, T, Florida St., 2002
85 Dreesen, Joel, TE, Colorado State, 2007-11
23/40 Drummond, Kurtis, S, Michigan State, 2015-17
92 Dunn, Brandon, DE, Louisville, 2015-19

E
26 ^Earl, Glenn, SS, Notre Dame, 2004-07
33 Echemandu, Adimchinobi, RB, California 2007
53 ^Ejiofor, Duke, OLB, Wake Forest, 2018-19
38 Ellington, Andre, RB, Clemson, 2017
12 Ellington, Bruce, WR, South Carolina, 2017
34 ^Ervin, Tyler, RB, San Jose State, 2016-18
65 Evans, Brandon, G, Houston, 2004
35 Evans, Leomont, SS, Clemson, 2002
54 Evans, Troy, LB, Cincinnati, 2002-06

F
38 ^Faggins, DeMarcus, CB, Kansas St., 2002-08
7 Fairbairn, Ka'imi, K, UCLA, 2016-19
87 Fells, Darren, TE, California-Irvine, 2019
25 Ferguson, Nick, SS, Georgia Tech, 2008-09
87 ^Fiedorowicz, C.J., TE, Iowa, 2014-17
14 Fitzpatrick, Ryan, QB, Harvard, 2014
58 Flanagan, Mike, C, UCLA, 2006-07
21 Fletcher, Jamar, CB, Wisconsin, 2007
93 Flowers, Erik, LB, Arizona St., 2002
58 Foley, Steve, LB, La-Monroe, 2003
27 ^Foreman, D'Onta, RB, Texas, 2017-18
56 Foreman, Jay, LB, Nebraska, 2002-04
28 Forsett, Justin, RB, California, 2012
23/27/37 Foster, Arian, RB, Tennessee, 2009-15
45 Fox, Keyaron, LB, Georgia Tech, 2012
20 Freeman, Robert, CB, Clark Atlanta, 2003
75 ^Frye, Brandon, T, Virginia Tech, 2007
15 ^Fuller V. Will, WR, Notre Dame, 2016-19
61 Fuller, Kyle, C/G, Baylor, 2017
73 Fulton, Zach, G, Tennessee, 2018-19

G
35 Gado, Samkon, RB, Liberty, 2006
86 ^Gaffney, Jabar, WR, Florida, 2002-05
29 Gaines, Phillip, CB, Rice, 2019
7 Garcia, Jeff, QB, San Jose State, 2011
66 Gardner, Andrew, T, Georgia Tech, 2011-13
25 Garrett, Kevin, CB, SMU, 2006
68 Giacomini, Breno, T, Louisville, 2017
81 Gideon, Sherrod, WR, Southern Mississippi, 2002
21 Gilchrist, Marcus, S, Clemson, 2017
44 ^Gillaspia, Cullen, FB, Texas A&M, 2019
39 Gipson Sr., Tashaun, S, Wyoming, 2019
31 Glenn, Aaron, CB, Texas A&M, 2002-04
52 Gooden, Tavares, LB, Miami, 2013
70 Graham, DeMingo, G, Hofstra, 2002
88 ^Graham, Garrett, TE, Wisconsin, 2010-15
37 Graham, Ray, RB, Pittsburgh, 2013
17 Graham, Shayne, K, Virginia Tech, 2012
16 Gray, Deanté, WR, TCU, 2017
30 Green, Ahman, RB, Nebraska, 2007-08
90 ^Green, Howard, DT, LSU, 2002
77 Green, Jarvis, DE, LSU, 2010
58 Greenhouse, Isaiah, LB, Northwestern State, 2010
56 Greenwood, Morlon, LB, Syracuse, 2005-08
84 ^Griffin, Ryan, TE, Connecticut, 2013-18
45 Griffith, Justin, FB, Mississippi State, 2010
41/43 Grimes, Jonathan, RB, William & Mary, 2012-16
5 Grossman, Rex, QB, Florida, 2009

H
29 ^Hal, Andre, S, Vanderbilt, 2014-18
72 Hall, Barry, T, Middle Tennessee St., 2002
17 Hamilton, Cobi, WR, Arkansas, 2017
28 Hargreaves III, Vernon, CB, Florida, 2019
81 Harris, Atnaf, WR, CS-Northridge, 2002
26 ^Harris, Brandon, CB, Miami, 2011-13
82 Harris, Clark, TE, Rutgers, 2008
91 Harris, Ra'Shon, NT, Oregon, 2012
68 Harris, Ryan, T, Notre Dame, 2012-13

ALL-TIME ALPHABETIC ROSTER

31 ^Harrison, Brandon, S, Stanford, 2007-08
2 Hartmann, Brett, P, Central Michigan, 2011
93 Heath, Joel, DE, Michigan State, 2016-19
34 Hebert, Kyries, FS, La.-Lafayette, 2002
50 Heeney, Ben, ILB, Kansas, 2017
8 Heinicke, Taylor, QB, Old Dominion, 2017
76 Henderson, Seantrel, T, Miami (Fla.), 2018-19
27 Henry, Chris, RB, Arizona, 2009
75 Herndon, Jimmy, T, Houston, 2002-03
87 ^Hill, Anthony, TE, North Carolina St., 2009-10
94 ^Hill, Charles, DT, Maryland, 2002
63/55/57 ^Hodgdon, Drew, C, Arizona St., 2005-07
16 ^Holliday, Trindon, WR, LSU, 2010-12
25 ^Hollings, Tony, RB, Georgia Tech, 2003-05
89 Holloway, Jabari, TE, Notre Dame, 2002-03
10 ^Hopkins, DeAndre, WR, Clemson, 2013-19
29 Horton, Jason, CB, North Carolina A&T, 2007
58 Houston, Lamarr, OLB, Texas, 2017
71 ^Howard, Tytus, G/T, Alabama State, 2019
38 Howell, Buddy, RB, Florida Atlantic, 2018-19
7 Hoyer, Brian, QB, Michigan State, 2015
33 Hunt, Akeem, RB, Purdue, 2015-16
72 Hunter, David, DE, Houston, 2012
34 Hutchins, Von, CB/FS, Mississippi, 2006-07
23 Hyde, Carlos, RB, Ohio State, 2019

I
87 Insley, Trevor, WR, Nevada-Reno, 2002
94 Ioane, Junior, DT, Arizona State, 2003-05

J
25 ^Jackson, Kareem, CB/S, Alabama, 2010-18
62 Jackson, Scott, T, Brigham Young, 2006-08
53 James, Bradie, LB, LSU, 2012
31 James, Charles, CB, Charleston Southern, 2015-16
96/99 Jamison, Tim, DE, Michigan, 2009-14
18 Jean, Lestar, WR, Florida Atlantic, 2011-13
54 Jefferson, Willie, OLB, Stephen F. Austin, 2013
44 Jenkins, Darnell, WR, Miami, 2008
84 Jenkins, Jelani, ILB, Florida, 2017
23 ^Johnson Jr., Lonnie, CB, Kentucky, 2019
80 ^Johnson, Andre, WR, Miami, 2003-14
89 Johnson, Bryant, WR, Penn State, 2011
13 Johnson, Damaris, WR, Tulsa, 2014
28 Johnson, Dennis, RB, Arkansas, 2013
25 Johnson, Derrick, CB, Washington, 2006
64 Johnson, Dorian, G, Pittsburgh, 2017
25 Johnson, Duke, RB, Miami, 2019
5/8 Johnson, Josh, QB, San Diego, 2017
30 ^Johnson, Kevin, CB, Wake Forest, 2015-18
63 Johnson, Roderick, T, Florida State, 2018-19
96 Johnson, Thomas, DT, Middle Tennessee State, 2006
75/99 ^Johnson, Travis, DT, Florida St., 2005-08
18 Jones, Andy, WR, Jacksonville, 2017
60 ^Jones, Ben, C, Georgia, 2012-15
20 Jones, Don, S, Arkansas State, 2016
5 Jones, Donnie, P, LSU, 2012
18 Jones, Dwayne, WR, Richmond, 2002
73 Jones, Garrick, T, Arkansas St., 2003-04
33 Jones, Greg, FB, Florida St., 2013
34 Jones, Taiwan, RB, Eastern Washington, 2019
12 ^Jones, Jacoby, WR, Lane College, 2007-11
83 ^Joppru, Bennie, TE, Michigan, 2003-05
24 Joseph, Johnathan, CB, South Carolina, 2011-19

K
58 ^Kalambayi, Peter, OLB, Stanford, 2018-19
94 Kalu, N.D., DE, Rice, 2006-08
94 Kamalu, Ufomba, DE, Miami (Fla.), 2016-17
39 Karim, Deji, RB, Southern Illinois, 2013
60 Keathley, Michael, G, TCU, 2003
7 Keenum, Case, QB, Houston, 2013-14
53 Kegl, Stanford, LB, Purdue, 2010
63 Kelemete, Senio, G, Washington, 2018-19
88 Kent, Rashod, TE, Rutgers, 2003
31 ^Keo, Shiloh, S, Idaho, 2011-14
53 Kershaw, William, LB, Maryland, 2007
49 Keyes, Josh, ILB, Boston College, 2018
78 Killings, Cedric, DT, Carson-Newman, 2006-07
62 Kupper, Alex, C, Louisville, 2013

L
42 Landrum, Chris, OLB, Jacksonville State, 2019
96 Langford, Kendall, DE, Hampton, 2017

58 Lamar, Jason, LB, Toledo, 2002
63/74 Lamm, Kendall, T, Appalachian State, 2015-18
44 Leach, Vonta, FB, East Carolina, 2006-10
9 Lechler, Shane, P, Texas A&M, 2013-17
9/11 Leinart, Matt, QB, USC, 2010-11
17 Lemon, Alec, WR, Syracuse, 2013
97 Lewis, Damione, DT, Miami, 2010
86 Lewis, Derrick, WR, San Diego State, 2006
84 Lewis, Jermaine, WR, Maryland, 2002
21 Lewis, Kendrick, S, Mississippi, 2014
54 Lewis, LaTroy, OLB, Tennessee, 2017
6 Lewis, Thad, QB, Duke, 2014
20 ^Lord, Jammal, FS, Nebraska, 2004-05
62 Lorenti, Chris, C, Central Florida, 2002-03
33 ^Lundy, Wall, RB, Virginia, 2006
64 Lynch, Ben, C, California, 2003



In the final season of P Shane Lechler's illustrious career in 2017, he set a single-season Texans record with a 49.0 gross punting average.

M
43 Mack, Elbert, CB, Troy, 2013-14
34 Mack, Stacey, RB, Temple, 2003
95 Maddox, Anthony, DT, Delta State, 2006-07
15 Maehl, Jeff, WR, Oregon, 2011
88 Malleck, Ryan, TE, Virginia Tech, 2017
15 Mallett, Ryan, QB, Arkansas, 2014-15
97 Malone, Alfred, DE, Troy, 2005-06
65 Mancz, Greg, C, Toledo, 2015-19
38 Manning, Danieal, S, Abilene Christian, 2011-14
57 Manning, Roy, LB, Michigan, 2006
54 Martin, Jacob, OLB, Temple, 2019
82 ^Martin, Keshawn, WR, Michigan State, 2012-15
66 ^Martin, Nick, C, Notre Dame, 2016-19
99 Martin, Steve, DT, Missouri, 2003
90 Martin, Terrance, DT, North Carolina State, 2003
17 Martinez, Glenn, WR, Saginaw Valley State, 2009
82 Mason, Derrick, WR, Michigan State, 2011
32 Mathieu, Tyrann, S, LSU, 2018
13 ^Mathis, Jerome, WR, Hampton, 2005-07
53 Mays, Joe, ILB, North Dakota State, 2013
21/41 ^McCaig, Brice, CB, Utah, 2009-13
2 McCarron, AJ, QB, Alabama, 2019
51 McClain, Jimmy, LB, Troy, 2002-03
97 McClain, Terrell, NT, South Florida, 2012-13
20 McClellan, Dexter, CB, Clemson, 2006
95 McClover, Stanley, DE, Auburn, 2008
27/29 ^McCree, Marlon, FS, Kentucky, 2003-04
80 McDermott, Sean, TE/LS, Kansas, 2002
89 McFarland, Mike, TE, South Florida, 2015
11 McGloin, Matt, QB, Penn St., 2017
3 McGough, Alex, QB, Florida International, 2019
28 McKenzie, Chris, CB, Arizona St., 2005-06
55 ^McKinney, Benardrick, ILB, Mississippi State, 2015-19
76 McKinney, Steve, C, Texas A&M, 2002-07
22 ^McManis, Sherrick, CB, Northwestern, 2010-11
59 ^Merclius, Whitney, LB, Illinois, 2012-19
82 Miller, Billy, TE, USC, 2002-04
13 ^Miller, Braxton, WR, Ohio State, 2016-17
26 Miller, Lamar, RB, Miami (Fla.), 2016-19
52 Mingo, Barkevious, OLB, LSU, 2019
92 ^Mitchell, Earl, DT, Arizona, 2010-13
59 Mitchell, Keith, LB, Texas A&M, 2002

11 Mitchell Jr., Steven, WR, Southern California, 2018-19
21 Moats, Ryan, RB, Louisiana Tech, 2008-09
54/90 Mohamed, Mike, ILB, California, 2013-15
28 ^Molden, Antwaun, CB, Eastern Kentucky, 2008-10
57 Monk, Quincy, LB, North Carolina, 2004
57 ^Montgomery, Sam, DE, LSU, 2013
33 Moore Jr., A.J., S, Mississippi, 2018-19
43 Moore, Corey, S, Georgia, 2015-17
26 Moore, Rahim, FS, UCLA, 2015
34 ^Morency, Vernard, RB, Oklahoma State, 2005-06
11 Morgan, Donovan, WR, La.-Lafayette, 2005
77 Morris, Darius, G, Temple, 2011
26 Morris, Darryl, CB, Texas State, 2014-15
84 Moses, JJ, WR, Iowa State, 2003-04
84 Moulds, Eric, WR, Mississippi State, 2006
12 ^Mumphery, Keith, WR, Michigan State, 2015-16
83 Murphy, Frank, WR, Kansas St., 2002
81 Murphy, Matt, TE, Maryland, 2003-05
55 Myers, Chris, C, Miami, 2008-14

N
57/72 Nading, Jesse, DE, Colorado St., 2008-12
16 Nall, Craig, QB, Northwestern St. (La.), 2008
32 Nelson Jr., Robert, CB, Arizona State, 2016
64 Newell, Mike, C, Colorado St., 2002
72/75 ^Newton, Derek, T, Arkansas St., 2011-16
92 ^Nix III, Louis, NT, Notre Dame, 2014-15
53 Nixon, David, LB, BYU, 2010
75 Nkansah, Elijah, T, Toledo, 2019
33 ^Nolan, Troy, FS, Arizona State, 2009-12
44 Norris, Moran, FB, Kansas, 2002-05
8 Novak, Nick, K, Maryland, 2015-16

O
27 Ogbonnaya, Chris, RB, Texas, 2011
99 Ogunleye, Adewale, DE, Indiana, 2010
97 ^Okam, Frank, DT, Texas, 2008-10
91 ^Okoye, Amobi, DT, Louisville, 2007-10
94 ^Omenihu, Charles, DE, Texas, 2019
42 Oporum, Toben, RB, Kansas, 2013
7 Orlovsky, Dan, QB, Connecticut, 2009-10
53 Orr, Shantee, LB, Michigan, 2003-07
17 Osweiler, Brock, QB, Arizona State, 2016
79 Overhauser, Chad, G, UCLA, 2002
36 Owens, Jonathan, S, Missouri Western State, 2019
57 ^Ozougwu, Cheta, OLB, Rice, 2011

P
97 ^Pagan, Jeoffrey, DE, Alabama, 2014-15
38 Parson, Mark, CB, Ohio, 2009
82 Paulsen, Logan, TE, UCLA, 2019
24 Paymah, Karl, CB, Washington State, 2010
91 Payne, Seth, DT, Cornell, 2002-06
71 Pearson, Mike, T, Florida, 2006
98 ^Peek, Antwan, LB, Cincinnati, 2003-06
52 Peters, Brian, ILB, Northwestern, 2015-18
55 Pettway, Kenneth, LB, Grambling St., 2005
94 Pickett, Ryan, NT, Ohio State, 2014
48 Pittman, Bryan, LS, Washington, 2003-09
42 Pittman, David, CB, Northwestern State (La.), 2008
69 ^Pitts, Chester, G/T, San Diego St., 2002-09
35 Pleasant, Eddie, S, Oregon, 2012-17
22 Polk, Chris, RB, Washington, 2015
51 Polk, DaShon, LB, Arizona, 2004-06
31 Pollard, Bernard, SS, Purdue, 2009-10
5 Porter, Quinton, QB, Boston College, 2006
98 Posey, Jeff, LB, So. Mississippi, 2002
11 ^Posey, DeVier, WR, Ohio State, 2012-14
95 Powe, Jerrell, NT, Mississippi, 2014
74 Powell, Jamal, C, TCU, 2003
53 President, Gmel, OLB, Illinois, 2017
69 Pressley, DeMario, DT, North Carolina State, 2010
45 ^Prosch, Jay, FB, Auburn, 2014-17
85 Pruitt, MyCole, TE, Southern Illinois, 2017
88 Putzier, Jeb, TE, Boise State, 2006-07

Q
77 ^Quessenberry, David, G, San Jose State, 2013-17
29 ^Quin, Glover, CB/S, New Mexico, 2009-12
11 Quinn, Mike, QB, Stephen F. Austin, 2002-03

ALL-TIME ALPHABETIC ROSTER

R

4 Rackers, Neil, K, Illinois, 2010-11
 15/4 ^Ragone, Dave, QB, Louisville, 2003-05
 68 Randall, Greg, T, Michigan State, 2003
 75 ^Rankin, Martin, G, Mississippi State, 2018
 98 ^Reader, D.J., NT, Clemson, 2016-19
 58 ^Reed, Brooks, OLB, Arizona, 2011-14
 20 Reed, Ed, FS, Miami, 2013
 35 Reeves, Jacques, CB, Purdue, 2008-09
 75 Reid, Jah, T, Central Florida, 2017
 20 ^Reid, Justin, S, Stanford, 2018-19
 70 Reyes, Tutan, G, Mississippi, 2009
 22 Rice, Denzel, CB, Coastal Carolina, 2016
 27 Richardson, Mattered, CB, Arkansas, 2008
 68 Riley, Victor, T, Auburn, 2005
 48 Rivers, Gerald, OLB, Mississippi, 2016
 84 Rivers, Marcellus, TE, Oklahoma St., 2005
 66/97 Robinson, Deljuan, DT, Mississippi State, 2007-09
 23 ^Robinson, Dunta, CB, South Carolina, 2004-09
 21 Roby, Bradley, CB, Ohio State, 2019
 20 Rogers, Justin, CB, Richmond, 2013
 20 Rolle, Jumal, CB, Catawba, 2014-15
 18 Rosenfels, Sage, QB, Iowa State, 2006-08
 30 Roult, Stanford, CB, Houston, 2012
 42 Russell, Brian, FS, San Diego State, 2009
 83 Rutledge, Rod, TE, Alabama, 2002
 97/54 Ruud, Barrett, ILB, Nebraska, 2012
 59 ^Ryans, DeMeco, LB, Alabama, 2006-11

S

66/74 Salaam, Ephraim, T, San Diego State, 2006-10
 21 Sanders, Lewis, CB, Maryland, 2005-06
 37 Sapp, Cecil, RB, Colorado State, 2008
 91 Sapp, Ricky, OLB, Clemson, 2013-14
 3 ^Savage, Tom, QB, Pittsburgh, 2014-17
 96 Savage-Lewis, Ira, DE, Baylor, 2019
 57 Scarlett, Brennan, OLB, Stanford, 2016-19
 74 Scharping, Max, G/T, Northern Illinois, 2019
 65 Schau, Ryan, G, Illinois, 2002
 8 Schaub, Matt, QB, Virginia, 2007-13
 29 Scott, Guss, S, Florida, 2006
 92 Sears, Corey, DE, Mississippi St., 2002-04
 37 Shabazz, Al-Hajj, West Chester, 2016
 55 Sharper, Jamie, LB, Virginia, 2002-04
 51 ^Sharpton, Darryl, LB, Miami (Fla.), 2010-13
 19 Shepherd, Edell, WR, San Jose State, 2006
 67 Sheppard, Malcolm, DT, Arkansas, 2010
 18 Shorts III, Cecil, WR, Mount Union, 2015
 30/22 Simmons, Jason, CB/S, Arizona St., 2002-07
 51 Simon, John, OLB, Ohio State, 2014-16
 70 Skipper, Dan, Arkansas, T, 2019
 62 Slade, Chad, G, Auburn, 2015-17
 20 ^Slaton, Steve, RB, West Virginia, 2008-11
 79 Slechta, Jeremy, DT, Nebraska, 2003
 47 Smelley, Brad, FB, Alabama, 2013
 94 Smith, Antonio, DE, Oklahoma St., 2009-13, 2016
 90 Smith, D.J., OLB, Appalachian State, 2013
 99 Smith, Robaire, DE, Michigan St., 2004-05
 71 ^Smith, Shelley, G, Colorado State, 2010-11
 17 Smith, Vyncint, WR, Limestone, 2018
 74 Smith, Wade, G, Memphis, 2010-13
 32 Spann, Chad, RB, Northern Illinois, 2013
 59 Spearman, Argemis, LB, Mississippi, 2003
 68 Spears, Marcus, T, Northwestern St., 2004
 77 ^Spencer, Charles, T, Pittsburgh, 2006-07
 78 Spikes, Cameron, G/T, Texas A&M, 2002
 40 Stansbury, Ed, FB, UCLA, 2002
 7 Stanley, Chad, P, Stephen F. Austin, 2002-06
 29 Starling, Jawanza, FS, USC, 2013
 17 Starling, Kendrick, WR, San Jose St., 2004
 79 Steinmetz, David, T, Purdue, 2019
 26 Stevens, Matt, FS, Appalachian St., 2002-03
 68 Stevenson, Dan, G, Notre Dame, 2008
 91 Still, Devon, DE, Penn State, 2016
 12 Stills, Kenny, WR, Oklahoma, 2019
 42 Stone, Michael, FS, Memphis, 2006
 11 ^Strong, Jaelen, WR, Arizona State, 2015-17
 84 Stross, Trey, WR, Iowa, 2010
 64 ^Studdard, Kasey, G, Texas, 2007-11
 71 ^Su'a-Filo, Xavier, G, UCLA, 2014-17
 48 Supernaw, Phillip, TE, Ouachita Baptist, 2013
 36 ^Swearingner, D.J., SS, South Carolina, 2013-14
 2 ^Symons, B.J., QB, Texas Tech, 2004



QB Matt Schaub holds nearly every passing record in franchise history and was part of the team's first AFC South title (2011).

T

52 Tarpinian, Jeff, ILB, Iowa, 2013-14
 43/44 Tate, Ben, RB, Auburn, 2010-13
 27 Taylor, Chris, RB, Indiana, 2006-08
 87 Thomas, Demaryius, WR, Georgia Tech, 2018
 83 ^Thomas, Jordan, TE, Mississippi State, 2018-19
 77 Thomas, Tarlos, T, Florida St., 2002
 44 Thompson, Carlos, OLB, Mississippi, 2015
 51 Thompson, Chaun, LB, West Texas A&M, 2008-09
 14 Thompson, Chris, WR, Florida, 2017
 28 Tillman, Travares, FS, Georgia Tech, 2003
 82 Toliver, Terrence, WR, LSU, 2011
 22 Todman, Jordan, RB, Connecticut, 2017
 14 Townsel, Derrick, WR, Murray State, 2010
 57 Tuggle, Justin, LB, Kansas State, 2013-15
 78 Tunsil, Laremy, T, Mississippi, 2019
 1 Turk, Matt, P, Wisconsin-Whitewater, 2007-11
 34 Tyson, Mike, S, Cincinnati, 2018

V

95 Vanderdoes, Eddie, NT, UCLA, 2019
 10 Van Pelt, Bradlee, QB, Colorado St., 2006
 21 Vaughn, Darrick, CB, S.W. Texas St., 2003
 61 Verdell, Toddrick, LB, Florida State, 2009
 47 Vickers, Lawrence, FB, Colorado, 2011
 27 Victorian, Josh, CB, Louisiana Tech, 2013

W

71 Wade, Todd, T, Mississippi, 2004-05
 37 Walker, Darius, RB, Notre Dame, 2007
 96 Walker, Gary, DE, Auburn, 2002-05
 40 Walker, John, FS, USC, 2006
 73 Walker, Josh, G, Middle Tennessee State, 2016
 41/22 ^Walker, Ramon, SS, Pittsburgh, 2002-05
 30 Wall, Jamar, CB, Texas Tech, 2010
 85/83 Walter, Kevin, WR, Eastern Michigan, 2006-12
 74 Walter, Tyson, G, Ohio State, 2005
 78 ^Wand, Seth, T, N.W. Missouri St., 2003-05
 32 Ward, Derrick, RB, Ottawa (Kan.), 2010-11
 81 ^Warring, Kahale, TE, San Diego State, 2019
 85 Washington, Nate, WR, Tiffin, 2015
 77 Washington, Todd, C/G, Virginia Tech, 2003-05
 49 Washington Jr., Tony, OLB, Oregon, 2015
 91 ^Watkins, Carlos, DE, Clemson, 2017-19
 4 ^Watson, Deshaun, QB, Clemson, 2017-19
 99 ^Watt, J.J., DE, Wisconsin, 2011-19
 61/70 ^Weary, Fred, G, Tennessee, 2002-07
 92/98 Weaver, Anthony, DE, Notre Dame, 2006-08
 5 Webb III, Joe, QB, Alabama-Birmingham, 2018-19
 36 Webster, Kayvon, CB, South Florida, 2018
 5/3 Weeden, Brandon, QB, Oklahoma State, 2015-16; 2018
 46 Weeks, Jon, LS, Baylor, 2010-19
 32 ^Wells, Jonathan, RB, Ohio St., 2002-05
 63 White, Chris, C, Southern Mississippi, 2007-09
 67 White, Cody, G, Illinois State, 2012-15
 11 White, DeAndrew, WR, Alabama, 2017
 19 Whitney, Isaac, WR, USC, 2019
 72 Wiegert, Zach, T, Nebraska, 2003-06
 75 Wilfork, Vince, NT, Miami (Fla.), 2015-16
 73 ^Williams, Brennan, T, North Carolina, 2013
 86 Williams, Harry, WR, Tuskegee, 2007-08
 41 Williams, Jimmy, CB, Vanderbilt, 2008

Y

23 Williams, Kevin, FS, Oklahoma State, 2002
 40 Williams, Marcus, CB, North Dakota State, 2017
 90 ^Williams, Mario, DE, N.C. State, 2006-11
 42 Williams, Torri, SS, Purdue, 2010
 54 ^Williams, Trevardo, OLB, Connecticut, 2013
 82 Williams, Wendall, WR, Cumberland, 2016
 26 Wilson, Eugene, FS, Illinois, 2008-10
 58 Winborn, Jamie, LB, Vanderbilt, 2009
 73 ^Winston, Eric, T, Miami, 2006-11
 72 Witzmann, Bryan, T, South Dakota State, 2014-15
 52 Wong, Kailee, LB, Stanford, 2002-06
 41 Wood, Cierre, RB, Notre Dame, 2013
 56 Woodson, Xavier, ILB, Arkansas St., 2019
 97 Worthen, Shawn, DT, TCU, 2002
 13 Worthy, Chandler, WR, Troy, 2015
 43 Wright, Kenny, CB, Northwestern State, 2002-04
 25 Wynn, Dexter, CB, Colorado State, 2006-07

Z


13/6 ^Yates, T.J., QB, North Carolina, 2011-13, 2015, 2017
 73 Yeatman, Will, T, Maryland, 2014
 74 Young, Ryan, T, Kansas State, 2002

Z

92 Zgonina, Jeff, DT, Purdue, 2007-09

ALL-TIME NUMERIC ROSTER

- 1 Turk, Matt, P, Wisconsin Whitewater, 2007-11
Clemens, Kellen, QB, Oregon, 2011
- 2 McCarron, AJ, QB, Alabama, 2019
Daniels, B.J., QB, South Florida, 2015
Hartmann, Brett, P, Central Michigan, 2011
Symons, B.J., QB, Texas Tech, 2004
- 3 McCough, Alex, QB, Florida International, 2019
Weeden, Brandon, QB, Oklahoma State, 2018
(Weeden also wore #5)
Savage, Tom, QB, Pittsburgh, 2014-16
Brown, Kris, K, Nebraska, 2002-09



K Kris Brown played in 128 games from 2002-09 and scored a franchise-record 767 career points - nearly double the next closest Texan.

- 4 Watson, Deshaun, QB, Clemson, 2017-19
Bullock, Randy, K, Texas A&M, 2012-15
Rackers, Neil, K, Illinois, 2010-11
Ragone, Dave, QB, Louisville, 2003-04
(Ragone also wore # 15)
- 5 Webb III, Joe, QB, UAB, 2018-19
Weeden, Brandon, QB, Oklahoma State, 2015-16
(Weeden also wore #3)
Jones, Donnie, P, LSU, 2012
Grossman, Rex, QB, Florida, 2009
Porter, Quinton, QB, Boston College, 2006
- 6 Yates, T.J., QB, North Carolina, 2015
(Yates also wore #13)
Lewis, Thad, QB, Duke, 2014
- 7 Fairbairn, Ka'imi, K, UCLA, 2016-19
Hoyer, Brian, QB, Michigan State, 2015
Keenum, Case, QB, Houston, 2013-14
Garcia, Jeff, QB, San Jose State, 2011
Orlovsky, Dan, QB, Connecticut, 2009-10
Boyd, Shane, QB, Kentucky, 2007
Stanley, Chad, P, Stephen F. Austin, 2002-06
- 8 Daniel, Trevor, P, Tennessee, 2018-19
Heinicke, Taylor, QB, Old Dominion, 2017
Johnson, Josh, QB, San Diego, 2017
(Johnson also wore #5)
Novak, Nick, K, Maryland, 2015-16
Schaub, Matt, QB, Virginia, 2007-13
Carr, David, QB, Fresno St., 2002-06
- 9 Anger, Bryan, P, California, 2019
Lechler, Shane, P, Texas A&M, 2013-17
Leinart, Matt, QB, USC, 2010
(Leinart also wore #11)
- 10 Hopkins, DeAndre, WR, Clemson, 2013-19
Van Pelt, Bradlee, QB, Colorado State, 2006
- 11 Mitchell Jr., Steven, USC, 2018-19
White, DeAndrew, WR, Alabama, 2017
McGloin, Matt, QB, Penn St., 2017
Strong, Jaelen, WR, Arizona State, 2015-17
Posey, DeVier, WR, Ohio State, 2012-14
Leinart, Matt, QB, USC, 2011
(Leinart also wore #9)
Davis, André, WR, Virginia Tech, 2007-10
Morgan, Donovan, WR, La.-Lafayette, 2005
Quinn, Mike, QB, Stephen F. Austin, 2002-03

- 12 Stills, Kenny, WR, Oklahoma, 2019
Ellington, Bruce, WR, South Carolina, 2017
Mumphery, Keith, WR, Michigan State, 2015-16
Beck, John, QB, BYU, 2012
Jones, Jacoby, WR, Lane College, 2007-11
Banks, Tony, QB, Michigan State, 2002-05
- 13 Miller, Braxton, WR, Ohio State, 2016-17
Worthy, Chandler, WR, Troy, 2015
Johnson, Damaris, WR, Tulsa, 2014-15
Yates, T.J., QB, North Carolina, 2011-13
(Yates also wore #6)
Mathis, Jerome, WR, Hampton, 2005-06
- 14 Carter, DeAndre, WR, Sacramento State, 2018-19
Thompson, Chris, WR, Florida, 2017
Fitzpatrick, Ryan, QB, Harvard, 2014
Townsel, Derrick, WR, Murray State, 2010
Anderson, David, WR, Colorado State, 2006
(Anderson also wore #17 and #89)
- 15 Fuller V, Will, WR, Notre Dame, 2016-19
Mallett, Ryan, QB, Arkansas, 2014-15
Maehl, Jeff, WR, Oregon, 2011
Ragone, Dave, QB, Louisville, 2005
(Ragone also wore #4)
- 16 Coutee, Keke, WR, Texas Tech, 2018-19
Gray, Deanté, WR, TCU, 2017
Bonner, Alan, WR, Jacksonville State, 2013-15
Holliday, Trindon, WR, LSU, 2010-12
Nall, Craig, QB, Northwestern State (La.), 2008
- 17 Smith, Vyncint, WR, Limestone, 2018
Hamilton, Coby, WR, Arkansas, 2017
Osweiler, Brock, QB, Arizona State, 2016
Lemon, Alec, WR, Syracuse, 2013
Graham, Shayne, K, Virginia Tech, 2012
Delhomme, Jake, QB, La.-Lafayette, 2011
Anderson, David, QB, Colorado State, 2011
(Anderson also wore #14 and #89)
Martinez, Glenn, WR, Saginaw Valley St., 2009
Starling, Kendrick, WR, San Jose St., 2004
- 18 Jones, Andy, WR, Jacksonville, 2017
Shorts III, Cecil, WR, Mount Union, 2015
Jean, Lestar, WR, Florida Atlantic, 2011-13
Rosenfels, Sage, QB, Iowa State, 2006-08
Jones, Dwaune, WR, Richmond, 2002
- 19 Whitney, Isaac, WR, USC, 2019
Dickerson, Dorin, WR, Pittsburgh, 2010
Shepherd, Edell, WR, San Jose St., 2006
Adams, Charlie, WR, Hofstra, 2006
- 20 Reid, Justin, S, Stanford, 2018-19
Burley, Marcus, CB, Delaware, 2017
Jones, Don, S, Arkansas State, 2016
Rolle, Jumal, CB, Catawba, 2014-15
Rogers, Justin, CB, Richmond, 2013
Reed, Ed, FS, Miami, 2013
Carmichael, Roc, CB, Virginia Tech, 2012
(Carmichael also wore #36)
Slaton, Steve, RB, West Virginia, 2008-11
McCleom, Dexter, CB, Clemson, 2006
Lord, Jammal, FS, Nebraska, 2004-05
Freeman, Robert, CB, Clark Atlanta, 2003
Allen, James, RB, Oklahoma, 2002
- 21 Roby, Bradley, CB, Ohio State, 2019
Gilchrist, Marcus, S, Clemson, 2017
Bouye, A.J., CB, Central Florida, 2016
(Bouye also wore #34)
Morris, Darryl, CB, Texas State, 2015
(Morris also wore #26)
Lewis, Kendrick, S, Mississippi, 2014
McCain, Brice, CB, Utah, 2010-13
(McCain also wore #41)
Moats, Ryan, RB, Louisiana Tech, 2008-09
Fletcher, Jamar, CB, Wisconsin, 2007
Sanders, Lewis, CB, Maryland, 2005-06
Vaughn, Darrick, CB, S.W. Texas St., 2003
- 22 Conley, Gareon, CB, Ohio State, 2019
Colvin, Aaron, CB, Oklahoma, 2018-19

- Todman, Jordan, RB, Connecticut, 2017
Rice, Denzel, CB, Coastal Carolina, 2016
Polk, Chris, RB, Washington, 2015
Brown, Ronnie, RB, Auburn, 2014
Ball, Alan, CB, Illinois, 2012
McManis, Sherrick, CB, Northwestern, 2010-11
Brown, Chris, RB, Colorado, 2008-09
Simmons, Jason, S, Arizona St., 2007
(Simmons also wore #30)
Alexander, Roc, CB, Washington, 2006
Walker, Ramon, SS, Pittsburgh, 2005
(Walker also wore #41)
Burns, Curry, SS, Louisville, 2003

- 23 Hyde, Carlos, RB, Ohio State, 2019
Bademosi, Johnson, CB, Stanford, 2018
Drummond, Kurtis, S, Michigan State, 2016-17
(Drummond also wore #40)
Foster, Arian, RB, Tennessee, 2010-15
(Foster also wore #27 and 37)
Robinson, Dunta, CB, South Carolina, 2004-09
Williams, Kevin, FS, Oklahoma State, 2002
- 24 Joseph, Johnathan, CB, South Carolina, 2011-19
Paymah, Karl, CB, Washington State, 2010
Brown, C.C., SS, La.-Lafayette, 2005-08
Brown, Eric, SS, Mississippi St., 2002-04



After being signed as a free agent in 2011, CB Johnathan Joseph went on to set a franchise record for the most career passes defended (118) over nine seasons in Houston.

- 25 Johnson, Duke, RB, Miami, 2019
Jackson, Kareem, CB/S, Alabama, 2010-18
Ferguson, Nick, SS, Georgia Tech, 2008-09
Wynn, Dexter, CB, Colorado State, 2006-07
Johnson, Derrick, CB, Washington, 2006
Garrett, Kevin, CB, SMU, 2006
Hollings, Tony, RB, Georgia Tech, 2003-05
- 26 Miller, Lamar, RB, Miami (Fla.), 2016-19
Moore, Rahim, FS, UCLA, 2015
Morris, Darryl, CB, Texas State, 2014
(Morris also wore #21)
Harris, Brandon, CB, Miami, 2011-13
Wilson, Eugene, FS, Illinois, 2008-10
Earl, Glenn, SS, Notre Dame, 2004-06
Stevens, Matt, FS, Appalachian State, 2002-03
- 27 Adams, Mike, S, Delaware, 2019
Foreman, D'Onta, RB, Texas, 2017-18
Demps, Quintin, S, UTEP, 2011-12, 2015-16
(Demps also wore #38 and #32)
Victorian, Josh, CB, Louisiana Tech, 2013
Ogbonnaya, Chris, RB, Texas, 2011
Henry, Chris, RB, Arizona, 2009
Foster, Arian, RB, Tennessee, 2009
(Foster also wore #23 and #37)
Richardson, Matterral, CB, Arkansas, 2008
Taylor, Chris, RB, Indiana, 2006
Anderson, Jason, RB, South Dakota, 2004-05
McCree, Marlon, FS, Kentucky, 2003
(McCree also wore #29)
- 28 Hargreaves III, Vernon, CB, Florida, 2019
Boddy-Calhoun, Briean, CB, Minnesota, 2019
Crawford, Xavier, CB, Central Michigan, 2019
Blue, Alfred, RB, LSU, 2014-18

ALL-TIME NUMERIC ROSTER

- Johnson, Dennis, RB, Arkansas, 2013
Forsett, Justin, RB, California, 2012
Molden, Antwaun, CB, 2008-10
Boulware, Michael, S, Florida State, 2007
McKenzie, Chris, CB, Arizona St., 2005-06
Tillman, Travares, FS, Georgia Tech, 2003
Dennis, Pat, CB, La.-Monroe, 2002
- 29 Gaines, Phillip, CB, Rice, 2019
Hal, Andre, S, Vanderbilt, 2014-18
Starling, Jawanza, FS, USC, 2013
Quin, Glover, CB/SS, New Mexico, 2009-12
Horton, Jason, CB, North Carolina, 2007
Scott, Guss, FS, Florida, 2006
McCree, Marlon, FS, Kentucky, 2004
(McCree also wore #27)
- 30 Armstrong, Cornell, CB, Southern Mississippi, 2019
Johnson, Kevin, CB, Wake Forest, 2015-18
Routt, Stanford, CB, Houston, 2012
Allen, Jason, CB, Tennessee, 2010-11
Wall, Jamar, CB, Texas Tech, 2010
Green, Ahman, RB, Nebraska, 2007-08
Simmons, Jason, CB/S, Arizona St., 2002-06
(Simmons also wore #22)
- 31 Jamerson, Natrell, S, Wisconsin, 2018
Decoud, Treston, CB/S, Oregon State, 2017
James, Charles, CB, Charleston Southern, 2015-16
Keo, Shiloh, FS, Idaho, 2011-14
Pollard, Bernard, SS, 2009-10
Harrison, Brandon, FS, 2008
Buchanon, Phillip, CB, Miami (Fla.), 2005-06
Glenn, Aaron, CB, Texas A&M, 2002-04
- 32 Johnson Jr., Lonnie, CB, Kentucky, 2019
Mathieu, Tyrann, S, LSU, 2018
Nelson Jr., Robert, CB, Arizona State, 2016
Demps, Quintin, S, UTEP, 2015
(Demps also wore #27 and #38)
Spann, Chad, RB, Northern Illinois, 2013
Ward, Derrick, RB, Ottawa (Kan.), 2010-11
Bennett, Fred, CB, South Carolina, 2007-09
Wells, Jonathan, RB, Ohio St., 2002-05
- 33 Moore Jr., A.J., S, Mississippi, 2018
Banks, Johnthan, CB, Mississippi State, 2017
Hunt, Akeem, RB, Purdue, 2015-16
Jones, Greg, FB, Florida State, 2013
Nolan, Troy, FS, Arizona State, 2010-12
(Nolan also wore #36)
Echemandu, Adimchinobi, RB, California, 2007
Lundy, Wali, RB, Virginia, 2006
Bell, Jason, CB, UCLA, 2002-05
- 34 Jones, Taiwan, RB, Eastern Washington, 2019
Tyson, Mike, S, Cincinnati, 2018
Ervin, Tyler, RB, San Jose State, 2016-18
Bouye, A.J., CB, Central Florida, 2013-15
(Bouye also wore #21)
Barber, Dominique, FS, Minnesota, 2008-11
Hutchins, Von, CB/FS, Mississippi, 2007
Morency, Vernand, RB, Oklahoma St., 2005-06
Mack, Stacey, RB, Temple, 2003
Hebert, Kyries, FS, La.-Lafayette, 2002
- 35 Crossen, Keion, CB, Western Carolina, 2019
Pleasant, Eddie, S, Oregon, 2013-17
Reeves, Jacques, CB, Purdue, 2008-09
Gado, Samkon, RB, Liberty, 2006
Evans, Leomont, SS, Clemson, 2002
- 36 Owens, Jonathan, S, Missouri Western State, 2019
Webster, Kayvon, CB, South Florida, 2018
Cromartie, Marcus, S, Wisconsin, 2017
Dillon, K.J., S, West Virginia, 2016
Swearingner, D.J., S, South Carolina, 2013-14
Carmichael, Roc, CB, Virginia Tech, 2011
(Carmichael also wore #20)
Nolan, Troy, S, Arizona State, 2009
(Nolan also wore #33)
Dayne, Ron, RB, Wisconsin, 2006-07
Carter, Chris, FS, Texas, 2002

- 37 Addae, Jahleel, S, Central Michigan, 2019
Hendy, A.J., S, Maryland, 2018
Shabazz, Al-Hajj, CB, West Chester, 2016
Aubrey, Josh, S, Stephen F. Austin, 2014
Graham, Ray, RB, Pittsburgh, 2013
Foster, Arian, RB, Tennessee, 2009
(Foster also wore #23 and #27)
Sapp, Cecil, RB, Colorado State, 2008
Walker, Darius, RB, Notre Dame, 2007
Davis, Domanick, RB, LSU, 2003-06
(also known as Domanick Williams)
- 38 Howell, Buddy, RB, Florida Atlantic, 2018-19
Ellington, Andre, RB, Clemson, 2017
Manning, Danieal, S, Abilene Christian, 2011-14
Demps, Quintin, S, UTEP, 2010
(Demps also wore #27 and #32)
Parson, Mark, CB, Ohio, 2009
Faggins, DeMarcus, CB, Kansas St., 2002-08
- 39 Gipson Sr., Tashaun, S, Wyoming, 2019
Burton, Deante, S, Kansas State, 2018
Campbell, Ibraheim, S, Northwestern, 2017
Ballentine, Lonnie, S, Memphis, 2014-16
Karim, Deji, RB, Southern Illinois, 2013
- 40 Williams, Marcus, CB, North Dakota State, 2017
Drummond, Kurtis, S, Michigan State, 2015
(Drummond also wore #23)
Clutts, Tyler, FB, Fresno State, 2012
Busing, John, FS, Miami (OH), 2009
Cox, Curome, S, Maryland, 2007
Walker, John, FS, USC, 2006
Stansbury, Ed, FB, UCLA, 2002
- 41 Cunningham, Zach, ILB, Vanderbilt, 2017-19
Grimes, Jonathan, RB, William & Mary, 2013-16
(Grimes also wore #43)
Wood, Cierre, RB, Notre Dame, 2013
McCain, Brice, CB, Utah, 2009
(McCain also wore #21)
Williams, Jimmy, CB, Vanderbilt, 2008
Walker, Ramon, SS, Pittsburgh, 2002-04
(Walker also wore #22)
- 42 Landrum, Chris, OLB, Jacksonville St., 2019
Opurum, Toben, FB, Kansas, 2013
Williams, Torri, SS, Purdue, 2010
Russell, Brian, FS, San Diego State, 2009
Pittman, David, CB, Northwestern State (La.), 2008
Stone, Michael, FS, Memphis, 2006
Coleman, Marcus, FS, Texas Tech, 2002-05
- 43 Moore, Corey, S, Georgia, 2015-17
Mack, Elbert, CB, Troy, 2013-14
Grimes, Jonathan, RB, William & Mary, 2012
(Grimes also wore #41)
Tate, Ben, RB, Auburn, 2010
(Tate also wore #44)
Cook, Jameel, FB, Illinois, 2006-07
Wright, Kenny, CB, Northwestern State, 2002-04
- 44 Gillaspia, Cullen, FB, Texas A&M, 2019
Jenkins, Jelani, ILB, Florida, 2017
Thompson, Carlos, OLB, Mississippi, 2015



LS Jon Weeks, a 2016 Pro Bowl selection, is the only player in franchise history to wear No. 46 and is currently the longest tenured Texan.

- Tate, Ben, RB, Auburn, 2011-13
(Tate also wore #43)
Leach, Vonta, FB, East Carolina, 2006-10
Norris, Moran, FB, Kansas, 2002-05
- 45 Prosch, Jay, FB, Auburn, 2014-17
Fox, Keyaron, LB, Georgia Tech, 2012
Griffith, Justin, FB, Mississippi State, 2010
Comella, Greg, FB, Stanford, 2003
- 46 Weeks, Jon, LS, Baylor, 2010-19
- 47 Smelley, Brad, FB, Alabama, 2013
Vickers, Lawrence, FB, Colorado, 2011
Demps, Will, FS, San Diego State, 2007-08
Abbate, Jon, LB, Wake Forest, 2007
Baxter, Jarrod, FB, New Mexico, 2002-04
- 48 Rivers, Gerald, OLB, Mississippi, 2016
Brown, Kourtnei, OLB, Clemson, 2015
Supernaw, Phillip, TE, Ouachita Baptist, 2013
Pittman, Bryan, LS, Washington, 2003-09
- 49 Keyes, Josh, ILB, Boston College, 2018
Washington, Tony, OLB, Oregon, 2015-16
- 50 Adams, Tyrell, ILB, West Georgia, 2018-19
Heeney, Ben, ILB, Kansas, 2017
Dent, Akeem, ILB, Georgia, 2014-16
Braman, Bryan, OLB, West Texas A&M, 2011-13
Bing, Darnell, LB, USC, 2010
Anderson, Charlie, LB, Mississippi, 2004-07
Clemons, Charlie, LB, Georgia, 2003
- 51 Cole, Dylan, ILB, Missouri State, 2017-19
Simon, John, OLB, Ohio State, 2014-16
Sharpton, Darryl, LB, Miami (Fla.), 2010-13
Thompson, Chaun, LB, West Texas A&M, 2008-09
Barber, Shawn, LB, Richmond, 2007
Polk, DaShon, LB, Arizona, 2004-06
McClain, Jimmy, LB, Troy, 2002-03
- 52 Mingo, Barkevious, OLB, LSU, 2019
Peters, Brian, ILB, Northwestern, 2015-18
Tarpinian, Jeff, ILB, Iowa, 2013-15
Gooden, Tavares, LB, Miami (Fla.), 2013
Dobbins, Tim, ILB, Iowa State, 2011-13
Adibi, Xavier, LB, Virginia Tech, 2008-10
Wong, Kailee, LB, Stanford, 2002-06
- 53 Ejiofor, Duke, OLB, Wake Forest, 2018-19
President, Gimel, OLB, Illinois, 2017
Bullough, Max, ILB, Michigan State, 2014-16
Mays, Joe, ILB, North Dakota State, 2013
James, Bradie, LB, LSU, 2012
Keglar, Stanford, LB, Purdue, 2010
Nixon, David, LB, BYU, 2010
Campbell, Khary, LB, Bowling Green, 2009
Coley, Kevis, LB, Southern Mississippi, 2008
Kershaw, William, LB, Maryland, 2007
Orr, Shantee, LB, Michigan, 2003-06
- 54 Martin, Jacob, OLB, Temple, 2019
Lewis, LaTroy, OLB, Tennessee, 2017
Mohamed, Mike, ILB, California, 2013-15
(Mohamed also wore #90)
Jefferson, Willie, OLB, Stephen F. Austin, 2013
Williams, Trevardo, OLB, Connecticut, 2013
Ruud, Barrett, ILB, Nebraska, 2012
(Ruud also wore #97)
Alexander, Mister, ILB, Florida State, 2011-12
Diles, Zac, LB, Kansas State, 2007-10
(Diles also wore #91)
Evans, Troy, LB, Cincinnati, 2002-06
- 55 McKinney, Benardrick, ILB, Mississippi State, 2016-19
Myers, Chris, C, Miami (Fla.), 2008-14
Clark, Danny, LB, Illinois, 2007
Hodgdon, Drew, C, Arizona State, 2006-07
(Hodgdon also wore #63 and #57)
Pettway, Kenneth, LB, Grambling St., 2005
Sharper, Jamie, LB, Virginia, 2002-04
- 56 Woodson, Xavier, ILB, Arkansas State, 2019
Cushing, Brian, ILB, USC, 2009-17
Greenwood, Morlon, LB, Syracuse, 2005-08
Foreman, Jay, LB, Nebraska, 2002-04

ALL-TIME NUMERIC ROSTER

- 57** Scarlett, Brennan, OLB, Stanford, 2016-19
Tuggle, Justin, LB, Kansas State, 2013-15
(Tuggle also wore #95)
Montgomery, Sam, OLB, LSU, 2013
Nading, Jesse, DE, Colorado State, 2011-12
(Nading also wore #72)
Ozougwu, Cheta, ILB, Rice, 2011
Bentley, Kevin, LB, Northwestern, 2008-10
Hodgdon, Drew, C, Arizona St., 2007
(Hodgdon also wore #63 and #55)
Monk, Quincy, LB, North Carolina, 2004
Bell, Marcus, LB, Arizona, 2004
- 58** Kalambayi, Peter, OLB, Stanford, 2018-19
Houston, Lamarr, OLB, Texas, 2017
Cliett, Reshard, ILB, South Florida, 2015
Reed, Brooks, OLB, Arizona, 2011-14
Greenhouse, Isaiah, LB, Northwestern
State, 2010
Winborn, Jamie, LB, Vanderbilt, 2009
Flanagan, Mike, C, UCLA, 2006-07
Foley, Steve, LB, N.E. Louisiana, 2003
(Foley also wore #93)
Lamar, Jason, LB, Toledo, 2002
- 59** Mercilus, Whitney, OLB, Illinois, 2012-19
Ryans, DeMeco, LB, Alabama, 2006-11
Chamberlin, Frank, LB, Boston College, 2005
Acholonu, D.D., LB, Washington State, 2004
Carroll, Travis, LB, Florida, 2003
Spearman, Armegis, LB, Mississippi, 2003
Mitchell, Keith, LB, Texas A&M, 2002
- 60** Jones, Ben, C, Georgia, 2012-15
Cochran, Earl, DE, Alabama State, 2006
(Cochran also wore #96)
Keathley, Michael, G, TCU, 2003
Dawson, Curry, T, Angelo State, 2003
- 61** Fuller, Kyle, C/G, Baylor, 2017
Austin, Thomas, C/G, Clemson, 2011
Verdell, Toddrick, LB, Florida State, 2009
Weary, Fred, G, Tennessee, 2002-03
(Weary also wore #70)
- 62** Slade, Chad, G/T, Auburn, 2015-17
Kupper, Alex, G, Louisville, 2013
Caldwell, Antoine, C, Alabama, 2009-12
Jackson, Scott, T, Brigham Young, 2006-08
Lorenti, Chris, C, Central Florida, 2002-03
- 63** Johnson, Roderick, T, Florida State, 2018-19
Lamm, Kendall, T, Appalachian St., 2015-17
(Lamm also wore #74)
White, Chris, C, Southern Mississippi, 2008-09
Hodgdon, Drew, C, Arizona St., 2005
(Hodgdon also wore #55 and #57)
- 64** Kelemete, Senio, G, Washington, 2018-19
Johnson, Dorian, G, Pittsburgh, 2017
Studdard, Kasey, G, Texas, 2007-11
Lynch, Ben, C, California, 2003
Newell, Mike, C, Colorado St., 2002
- 65** Mancz, Greg, C/G, Toledo, 2015-19
Brisiel, Mike, G, Colorado State, 2007-11
Evans, Brandon, G, Houston, 2004
Schau, Ryan, G, Illinois, 2002
- 66** Martin, Nick, C, Notre Dame, 2016-19
Gardner, Andrew, T, Georgia Tech, 2011-13
Salaam, Ephraim, T, San Diego State, 2010
(Salaam also wore #74)
Robinson, Deljuan, DT, Mississippi State, 2007-09
(Robinson also wore #97)
Dorsey, Char-ron, T, Florida St., 2002
- 67** White, Cody, G, Illinois State, 2012-15
Sheppard, Malcolm, DT, Arkansas, 2010
Barry, Kevin, T, Arizona, 2007
Brown, Milford, G, Florida St., 2002-05
- 68** Giacomini, Breno, T, Louisville, 2017
Bergstrom, Tony, C, Utah, 2016
Witzmann, Bryan, T, South Dakota State, 2015

- (Witzmann also wore #72)
Harris, Ryan, T, Notre Dame, 2012-13
Stevenson, Dan, G, Notre Dame, 2008
Bedell, Brad, T, Colorado, 2006
Riley, Victor, T, Auburn, 2005
Spears, Marcus, T, Northwestern State, 2004
Randall, Greg, T, Michigan State, 2003
- 69** Pressley, DeMario, DT, North Carolina
State, 2010
Pitts, Chester, G/T, San Diego State, 2002-09



G/T Chester Pitts, an "Original Texan" after being drafted in 2002, still maintains the franchise record for consecutive starts (114).

- 70** Skipper, Dan, T, Arkansas, 2019
Davenport, Julián, T, Bucknell, 2017-18
Adams, Jeff, T, Columbia, 2014-16
Reyes, Tutan, G, Mississippi, 2009
Weary, Fred, G, Tennessee, 2004-08
(Weary also wore #61)
Graham, DeMingo, G, Hofstra, 2002
- 71** Howard, Tytus, G/T, Alabama St., 2019
Su'a-Filo, Xavier, G, UCLA, 2014-17
Smith, Shelley, G, Colorado State, 2010-11
Black, Jordan, T, Notre Dame, 2007
Pearson, Mike, T, Florida, 2006
Wade, Todd, T, Mississippi, 2004-05
Boselli, Tony, T, USC, 2002
- 72** Newton, Derek, T, Arkansas State, 2015-16
(Newton also wore #75)
Witzmann, Bryan, T, South Dakota State, 2014
(Witzmann also wore #68)
Hunter, David, DE, Houston, 2012
Nading, Jesse, DE, Colorado State, 2008-10
(Nading also wore #57)
Wiegert, Zach, G/T, Nebraska, 2003-06
Hall, Barry, T, Mid. Tennessee St., 2002
- 73** Fulton, Zach, G, Tennessee, 2018-19
Walker, Josh, G, Middle Tennessee State, 2016
Yeatman, Will, T, Maryland, 2014
Williams, Brennan, T, North Carolina, 2013
Winston, Eric, T, Miami (Fla.), 2006-11
Jones, Garrick, T, Arkansas St., 2003-04
- 74** Scharping, Max, G/T, Northern Illinois, 2019
Lamm, Kendall, T, Appalachian State, 2018
(Lamm also wore #63)
Clark, Chris, T, Southern Miss, 2015-17
(Clark also wore #77)
Adams, Aaron, T, Eastern Kentucky, 2015
Clabo, Tyson, T, Wake Forest, 2014
Smith, Wade, G, Memphis, 2010-13
Salaam, Ephraim, T, San Diego State, 2006-09
(Salaam also wore #66)
Walter, Tyson, G, Ohio State, 2005
Young, Ryan, T, Kansas State, 2002
- 75** Nkansah, Elijah, T, Toledo, 2019
Rankin, Martin, G, Mississippi St., 2018
Reid, Jah, T, Central Florida, 2017
Wilfork, Vince, NT, Miami (Fla.), 2015-16
Newton, Derek, T, Arkansas State, 2011-14
(Newton also wore #72)
Frye, Brandon, T, Virginia Tech, 2007
Dalton, Lionel, DT, Eastern Michigan, 2006
Johnson, Travis, DT, Florida St., 2005

(Johnson also wore #99)
Herndon, Jimmy, T, Houston, 2002-03

- 76** Henderson, Seantrel, T, Miami, 2018-19
Brown, Duane, T, Virginia Tech, 2008-17
McKinney, Steve, C, Texas A&M, 2002-07
- 77** Clark, Chris, T, Southern Mississippi, 2019
(Clark also wore #74)
Quessenberry, David, G/T, San Jose State, 2013-17
Morris, Darius, G, Temple, 2011
Denney, Ryan, DE, BYU, 2010
Green, Jarvis, DE, LSU, 2010
Spencer, Charles, T, Pittsburgh, 2006-07
Washington, Todd, G/C, Virginia Tech, 2003-05
Thomas, Tarlos, T, Florida State, 2002
- 78** Tunsil, Laremy, T, Mississippi, 2019
Aboushi, Oday, G, Virginia, 2015-16
Butler, Rashad, T, Miami (Fla.), 2008-11
Killings, Cedric, DT, Carson-Newman, 2006-07
Wand, Seth, T, N.W. Missouri St., 2003-05
Spikes, Cameron, G/T, Texas A&M, 2002
- 79** Steinmetz, David, T, Purdue, 2019
Allen, Jeff, G, Illinois, 2016-17
Brooks, Brandon, G, Miami (Oh.), 2012-15
Bulman, Tim, DT, Boston College, 2006
(Bulman also wore #93)
Slechta, Jeremy, DT, Nebraska, 2003
Overhauser, Chad, G, UCLA, 2002
- 80** Johnson, Andre, WR, Miami (Fla.), 2003-14
McDermott, Sean, TE/LS, Kansas, 2002



WR Andre Johnson topped 1,100 receiving yards in seven of his 12 seasons with the Texans.

- 81** Warring, Kahale, TE, San Diego State, 2019
Baylis, Evan, TE, Oregon, 2017
Denham, Anthony, TE, Utah, 2014-15
Daniels, Owen, TE, Wisconsin, 2006-13
Murphy, Matt, TE, Maryland, 2003-05
Harris, Atnaf, WR, CS-Northridge, 2002
Gideon, Sherrod, WR, Southern Mississippi, 2002
- 82** Paulsen, Logan, TE, UCLA, 2019
Williams, Wendall, WR, Cumberlands, 2016
Martin, Keshawn, WR, Michigan State, 2012-15
Mason, Derrick, WR, Michigan State, 2011
Toliver, Terrence, WR, LSU, 2011
Harris, Clark, LS, Rutgers, 2008
Miller, Billy, TE, USC, 2002-04
- 83** Thomas, Jordan, TE, Mississippi State, 2018-19
Walter, Kevin, WR, Eastern Michigan, 2007-12
(Walter also wore #85)
Joppru, Bennie, TE, Michigan, 2003-06
Murphy, Frank, WR, Kansas St., 2002
Rutledge, Rod, TE, Alabama, 2002
- 84** Griffin, Ryan, TE, Connecticut, 2013-18
Stross, Trey, WR, Iowa, 2010
Jenkins, Darnell, WR, Miami, 2008
Moulds, Eric, WR, Mississippi St., 2006
Rivers, Marcellus, TE, Oklahoma St., 2005
Moses, JJ, WR, Iowa St., 2003-04
Lewis, Jermaine, WR, Maryland, 2002
- 85** Pruitt, MyCole, TE, Southern Illinois, 2017
Washington, Nate, WR, Tiffin, 2015

ALL-TIME NUMERIC ROSTER

- Dreessen, Joel, TE, Colorado State, 2007-11
Walter, Kevin, WR, Eastern Michigan, 2006
(Walter also wore #83)
Bradford, Corey, WR, Jackson St., 2002-05
- 86** Casey, James, TE/FB, Rice, 2009-12
Williams, Harry, WR, Tuskegee, 2008
Lewis, Derrick, WR, San Diego St., 2006
Gaffney, Jabar, WR, Florida, 2002-05
- 87** Fells, Darren, TE, California-Irvine, 2019
Thomas, Demaryius, WR, Georgia Tech, 2018
Fiedorowicz, C.J., TE, Iowa, 2014-17
Hill, Anthony, TE, New Mexico St., 2009-10
Bruener, Mark, TE, Washington, 2004-08
Armstrong, Derick, WR, Ark.-Monticello, 2003
(Armstrong also wore # 88)
Dawson, Jajuan, WR, Tulane, 2002
Insley, Trevor, WR, Nevada-Reno, 2002
- 88** Akins, Jordan, TE, Central Florida, 2018-19
Malleck, Ryan, TE, Virginia Tech, 2002
Graham, Garrett, TE, Wisconsin, 2010-15
Putzier, Jeb, TE, Boise St., 2006-07
Armstrong, Derick, WR, Ark.-Monticello, 2004-05
(Armstrong also wore #87)
Kent, Rashod, TE, Rutgers, 2003
Black, Avion, WR, Tennessee St., 2002
- 89** Adams, Jerell, TE, South Carolina, 2019
Anderson, Stephen, TE, California, 2016-17
McFarland, Mike, TE, South Florida, 2015
Byrne, Jake, TE, Wisconsin, 2013
Johnson, Bryant, WR, Penn State, 2011
Anderson, David, WR, Colorado State, 2007-10
(Anderson also wore #14 and #17)
Holloway, Jabari, TE, Notre Dame, 2002-03
- 90** Clowney, Jadeveon, DE/OLB, South Carolina, 2014-18
Mohamed, Mike, ILB, California, 2013
(Mohamed also wore #54)
Smith, D.J., LB, Appalachian State, 2013
Alexander, Mister, LB, Florida State, 2012
(Alexander also wore #54)
Williams, Mario, DE, North Carolina State, 2006-11
Davis, Jason, DE, West Virginia, 2005
(Davis also wore #97)
Martin, Terrance, DT, North Carolina State, 2003
Green, Howard, DT, LSU, 2002
- 91** Watkins, Carlos, DE, Clemson, 2017-19
Still, Devon, DE, Penn State, 2016
Diles, Zac, LB, Kansas State, 2014
(Diles also wore #54)
Ankrah, Jason, OLB, Nebraska, 2014-15
Sapp, Ricky, OLB, Clemson, 2013-14
Harris, Ra'Shon, NT, Oregon, 2012
Okoye, Amobi, DT, Louisville, 2007-10
Payne, Seth, DT, Cornell, 2002-06
- 92** Dunn, Brandon, DT, Louisville, 2015-19
Nix III, Louis, NT, Notre Dame, 2014-15
Mitchell, Earl, DT, Arizona, 2010-13
Zgonina, Jeff, DT, Purdue, 2007-09
Weaver, Anthony, DE, Notre Dame, 2006
(Weaver also wore #98)
Sears, Corey, DE, Mississippi St., 2002-04
- 93** Heath, Joel, DE, Michigan State, 2016-19
Crick, Jared, DE, Nebraska, 2012-15
Bulman, Tim, DT, Boston College, 2007-11
(Bulman also wore #79)
Babin, Jason, LB, Western Michigan, 2004-06
Foley, Steve, LB, N.E. Louisiana, 2003
(Foley also wore # 58)
Flowers, Erik, LB, Arizona St., 2002
- 94** Omenihu, Charles, DE, Texas, 2019
Kamalu, Ufomba, DE, Miami (Fla.), 2016-17
Smith, Antonio, DE, Oklahoma State, 2009-13, 2016
Pickett, Ryan, NT, Ohio State, 2014
Kalu, N.D., DE, Rice, 2006-07
Ioane, Junior, DT, Arizona State, 2003-05
Hill, Charles, DT, Maryland, 2002
- 95** Vanderdoes, Eddie, NT, UCLA, 2019
Covington, Christian, DE, Rice, 2015-18
Powe, Jerrell, NT, Mississippi, 2014
Tuggle, Justin, LB, Kansas State, 2013
(Tuggle also wore #57)
Cody, Shaun, DT, USC, 2009-12
McClover, Stanley, DE, Auburn, 2008
Maddox, Anthony, DT, Delta St., 2006-07
DeLoach, Jerry, DE, California, 2002-05
- 96** Savage-Lewis, Ira, DE, Baylor, 2019
Clements, Chunky, NT, Illinois, 2017
Langford, Kendall, DE, Hampton, 2017
Jamison, Tim, DE, Michigan, 2009-14
(Jamison also wore #99)
Anderson, Mark, DE, Alabama, 2010
Cochran, Earl, DE, Alabama State, 2007-08
(Cochran also wore #60)
Johnson, Thomas, DT, Middle Tennessee State, 2006
Walker, Gary, DE, Auburn, 2002-05
- 97** Blackson, Angelo, DE, Auburn, 2017-19
Pagan, Jeoffrey, DE, Alabama, 2014-15
McClain, Terrell, NT, South Florida, 2012-13
Ruud, Barrett, ILB, Nebraska, 2012
(Ruud also wore #54)
Lewis, Damione, DT, Miami, 2010
Okam, Frank, DT, Texas, 2008-10
Malone, Alfred, DE, Troy, 2005-06
Davis, Jason, DE, West Virginia, 2003
(Davis also wore #90)
Worthen, Shawn, DT, TCU, 2002
- 98** Reader, D.J., NT, Clemson, 2016-19
Browner, Keith, DE, California, 2014
Barwin, Connor, DE/LB, Cincinnati, 2009-12
Weaver, Anthony, DE, Notre Dame, 2007-08
(Weaver also wore #92)
Peek, Antwan, LB, Cincinnati, 2003-06
Posey, Jeff, LB, So. Mississippi, 2002



Texans Defensive Coordinator / Defensive Line Coach Anthony Weaver started 44 games over three seasons as a defensive end with the team (2006-08).

- 99** Watt, J.J., DE, Wisconsin, 2011-19
Jamison, Tim, DE, Michigan, 2009-10
(Jamison also wore #96)
Ogunleye, Adewale, DE, Indiana, 2010
Johnson, Travis, DE, Florida State, 2006-08
(Johnson also wore # 75)
Smith, Robaire, DE, Michigan State, 2004-05
Martin, Steve, DT, Missouri, 2003
Blade, Willie, DE, Mississippi State, 2002

ALL-TIME PRACTICE SQUAD ROSTER

A

Acholonu, D.D., LB, 2004*
Adams, Jeff, T, 2016
Adams, Jerrell, TE, 2018-19*
Adams, Tyrell, ILB, 2019*
Alexander, Mister, ILB, 2011*
Allen, RaShaun, TE, 2016
Aldridge, Anthony, RB, 2009
Anderson, David, WR, 2006*
Anderson, Jason, RB, 2005*
Ankrah, Jason, OLB, 2014*
Armstrong, Cornell, CB, 2019*
Aromashodu, Devin, WR, 2007
Austell, Erik, G, 2017

B

Baker, Antonio, S, 2010
Baker, Edwin, RB, 2013
Barbieri, Howard, OL, 2011
Barton, Karim, G, 2015
Baylis, Evan, TE, 2017
Bazuin, Dan, DE, 2008
Beach, Arliss, RB, 2007-08*
Bellamy, Davin, OLB, 2018
Billings, Montez, WR, 2010
Bing, Darnell, LB, 2009
Bonner, Alan, WR, 2015
Borders, Breon, CB, 2018
Boren, Zach, FB, 2013
Boswell, Chris, K, 2014
Boyd, Shane, QB, 2007*
Brink, Alex, QB, 2008
Brisiel, Mike, G, 2006-2007*
Brock, Logan, TE, 2012
Broussard, Jamall, WR, 2006
Brown, Keenen, TE, 2019
Brown, Kourtnei, OLB, 2014
Browner, Keith, DE, 2012-14*
Bullough, Max, ILB, 2014-15*
Bulman, Tim, DT, 2006-2007*
Bundrage, Quenton, WR, 2016
Burns, Curry, S, 2006
Byrne, Jake, TE, 2012

C

Campbell, Ibraheim, S, 2017*
Carmichael, Rashad, CB, 2013
Carroll, Travis, LB, 2003*
Castañeda, Eduardo, LB, 2007
Chachere, Andre, CB, 2018
Cheek, Joseph, T, 2016
Chesley, Anthony, CB, 2019
Clements, Chunky, NT, 2017*
Cochran, Earl, DE, 2006*
Coley, Kevis, LB, 2007-08*
Collins, Cameron, LB, 2012*
Collins, McAllister, C, 2002
Conque, Zach, TE, 2017
Coughman, Edawn, T, 2015
Crummey, Andrew, G, 2009
Cruse, Andy, WR, 2013
Curtis, Kevin, S, 2006

D

Davis, A.J., CB, 2008
Davis, Buster, LB, 2009
Davis, Jace, WR, 2014
Davis, James, RB, 2011
Davis, Jason, DE, 2003-04*, 2006
Dawson, Curry, T, 2003*
Denham, Anthony, TE, 2014*
Dewalt-Ondijo, Jordan, OLB, 2015
DiLauro, Christian, T, 2019
Divens, Lamar, DT, 2012
Dorsey, Quinn, LB, 2005
Douglas, Cody, G, 2006
Douglas, Robert, FB, 2005-06
Drummond, Kurtis, S, 2015*, 2017*
Dunn, Anthony, LB, 2004
Dunn, Brandon, DE, 2016*
Dupre, Malachi, WR, 2018
Dysert, Zac, QB, 2015

E

Echemandu, Adimchinobi, RB, 2007
Edison, Dominique, WR, 2011
Edwards, Javi, NT, 2019
Egboh, Pannel, DE, 2009
Eslinger, Greg, C, 2007*
Etta-Tawo, Amba, WR, 2018
Evans, Brandon, G, 2004*
Exford, Austin, S, 2019

F

Faggins, Demarcus, CB, 2003*
Feiler, Matt, T, 2014
Ferentz, James, C, 2014
Ferguson, Josh, RB, 2018
Foster, Arian, RB, 2009*
Freeman, Dalton, C, 2015
Freeman, Marcus, LB, 2009
Freeman, Rober', CB, 2003*
Frye, Brandon, T, 2007-08*
Fuller, Kyle, C/G, 2018

G

Gardner, Andrew, T, 2011*
Gibson, Laurence, T, 2016
Gibson, Thaddeus, LB, 2011
Gilchrist, Kennan, ILB, 2017-18
Gordon, Amon, DT, 2010
Graham, Ray, RB, 2013*
Grayson Jr., Cyril, LB, 2018
Green, Howard, DT, 2002
Greenhouse, Isaiah, LB, 2010*
Grimes, Jonathan, RB, 2012*

H

Hall, Barry, T, 2002
Hall, Daeshon, OLB, 2018
Hall, Nate, ILB, 2019
Halterman, Aaron, TE, 2005
Hamilton, Cobi, WR, 2017*
Hamilton, Derrick, WR, 2007
Hansen, Chad, WR, 2019
Hardison, Marcus, NT, 2017
Harris, Atnaf, WR, 2002*
Harris, Clark, TE, 2008*, 2009
Harris, Elliott, DE, 2005
Harris, Ra'Shon, NT, 2011
Hawkins, Jelani, OT, 2002*
Hebert, Kyries, S, 2002*
Heinicke, Taylor, QB, 2017*
Helms, Brett, C, 2009-10
Henry, Chris, RB, 2009*
Henry, Marcus, C/G, 2019
Herrion, Atlas, G, 2006
Hicks, Reese, OT, 2004-2005
Higdon Jr., Karan, RB, 2019
Hilliard, Kenny, RB, 2015-16
Holliday, Trindon, WR, 2011*
Holloway, Jabari, TE, 2002*
Huggins, Albert, DE, 2019
Hunt, Akeem, RB, 2015*-16*
Hunter, David, DE, 2012*
Hunter, Michael, CB, 2018

J

James, Charles, CB, 2014
James, Kendall, CB, 2014
Jamison, Tim, DE, 2009*-10
Jenkins, Darnell, WR, 2008*-09
Jenkins, Michael, RB, 2002
Johnson, Albert, WR, 2003
Johnson, Chris, S, 2019
Johnson, Delano, OLB, 2012
Johnson, Dorian, G, 2017
Johnson, Roderick, T, 2018*
Jones, Bryce, CB, 2017
Jones, Garrick, T, 2003-05*
Jones, Tevin, WR, 2016

K

Kamalu, Ufomba, DE, 2016*
Keenum, Case, QB, 2012
Kent, Rashod, TE, 2002-03*
Keo, Shiloh, FS, 2011*
Kupper, Alex, G, 2013*-14

L

Labhart, Travis, WR, 2014
Landrum, Chris, OLB, 2018
Lee, Eric, OLB, 2016
Lengel, Matt, TE, 2018
Lenz, Josh, WR, 2015
Leonard, Rick, T, 2019
Lewis, Derrick, WR, 2006*
Lewis, LaTroy, OLB, 2017*
Long, Gabe, DT, 2008
Lord, Jammal, FS, 2004-2005*
Luani, Shalom, S, 2019
Lucien, Devin, WR, 2017

M

Maddox, Anthony, DT 2006*
Maehl, Jeff, WR, 2011*-12
Malena, Ben, RB, 2014
Malleck, Ryan, TE, 2017*
Malone, Alfred, DT, 2005*
Martin, Chris, T, 2014
McCarron, Riley, WR, 2017
McCoy, Chris, DE, 2010
McGough, Alex, QB, 2019*
McKenzie, Chris, CB, 2005*
Means, Loyce, CB, 2013
Means, Steven, OLB, 2015
Meggett, Davin, RB, 2012
Menkin, Nate, G, 2013
Mitchell Jr., Steven, WR, 2018*
Mitchell, Brandon, S, 2007*
Moats, Ryan, RB, 2008*
Mohamed, Mike, ILB, 2013*
Mondek, Nick, T, 2012
Moore, Corey, S, 2015*
Moore, Kashif, WR, 2012
Morgan, Donovan, WR, 2005*
Murphy, Kyle, T, 2019
Murphy, Matt, TE, 2004*

N

Nading, Jesse, DE, 2008*-09*, 2011*
Neihuis, Doug, G, 2006
Nelson Jr., Robert, CB, 2015-16*
Nerys, Jason, G, 2005
Nkansah, Elijah, T, 2019*
Nwachukwu, Uzoma, WR, 2013-14

O

Oakley, Anthony, G, 2008
Ogbonnaya, Chris, RB, 2010-11*
Ogunbowale, Dare, RB, 2017
Opurum, Toben, FB, 2014
Orr, Shantee, LB, 2003-04*
Overbay, Nathan, TE, 2013
Overhauser, Chad, C/G, 2002*
Owens, Jonathan, S, 2019

P

Parks, Terrance, S, 2014
Parson, Mark, CB, 2009
Pemberton, Cole, T, 2010
Pettinato, Dan, DE, 2015-16
Pettway, Kenneth, LB, 2005*
Pittman, Bryan, LS, 2003*
Pleasant, Eddie, S, 2012*
Pope, Troymaine, RB, 2017
Porter, Quinton, QB, 2006*
President, Gimel, LB, 2017*
Pruitt, MyCole, TE, 2017*

Q

Quessenberry, David, G, 2017*
Quinn, Mike, QB, 2003*

R

Rashad, Shakeel, ILB, 2016
Ray, Wyatt, OLB, 2019
Rice, Denzel, CB, 2016*
Richardson, Daryl, RB, 2015
Richardson, Rico, WR, 2013
Rivers, Gerald, OLB, 2015
Roberson, Derrick, CB, 2007-08*
Robinson, Deljuan, DT, 2007*
Robinson, Jevoni, TE, 2017

Rodgers, Jake, T, 2017
Roland, Justin, LB, 2008
Ross, Daniel, DE, 2017
Ross, Richie, WR, 2006
Rue, Josh, FB, 2004

S

Seaverns, Justin, LB, 2003
Shakir, Maurquice, G, 2018
Sharpe, David, T, 2018*
Sheppard, Malcolm, DT, 2010*
Sherrod, Dezmound, TE, 2009
Simmons, Mark, WR, 2008
Skelton, Steve, TE, 2012
Slade, Chad, G/T, 2016-18*
Smelley, Brad, FB, 2013*
Smith, Antone, RB, 2009
Smith, Shelley, G, 2010*
Smith, Vyncint, WR, 2019
Spann, Chad, RB, 2013*
Stansbury, Ed, FB, 2002*
Stanzi, Ricky, QB, 2014
Starling, Kendrick, WR, 2004*
Steinmetz, David, T, 2018
Stenavich, Adam, T, 2008-09
Suber, Allen, WR, 2004
Supernaw, Phillip, TE, 2012-13*

T

Taylor, Chris, RB, 2006*
Terrell, Steven, S, 2013
Terry, D.D., RB, 2008
Thomas, Sloan, WR, 2004
Thomas, Carlos, T, 2002
Thompson, Chris, WR, 2017*
Thorpe, Craphonso, WR, 2006
Thorton, Josh, CB, 2017
Tomlinson, Eric, TE, 2015-16
Torrey, Andre, LB, 2005
Townsend, Derrick, WR, 2010
Treadwell, Joseph, T, 2015
Tyson, Mike, S, 2018*

V

Vanderdoes, Eddie, NT, 2019*
Victorian, Josh, CB, 2013*
Virgin, Dee, CB, 2017

W

Walker, Darius, RB, 2007-08*
Walker, John, S, 2006*
Walker, Josh, G, 2016*
Wallace, Cody, C, 2010
Washington Jr., Tony, OLB, 2015
Washington, Maurice, WR, 2005
Weah, Jester, WR, 2018
White, Chris, C, 2006
White, Cody, G, 2012*
White, DeAndrew, WR, 2017*
Whitney, Isaac, WR, 2018
Williams, Bobby, WR, 2010
Williams, Harry, WR, 2006-07*
Williams, Javarri, RB, 2011
Williams, Marcus, CB, 2014
Williams, Paul, WR, 2010
Williams, Torri, SS, 2010*-11
Williams, Wendall, WR, 2016*
Works, Renaldo, RB, 2004
Worthen, Shawn, DT, 2002*
Worthy, Chandler, WR, 2015*
Wright, Keith, DT, 2003
Wynn, Milton, WR, 2002

Y

Young, David, S, 2004

Z

Zabransky, Jared, QB, 2007

* - Players made the active roster that season.

ALL-TIME INJURED RESERVE

2002 (10)

Name	Pos.	Date	Injury
Insley, Trevor	WR	8/15	Leg
Jones, Dwaune	WR	8/17	Knee
Evans, Leomont	S	8/27	Neck
Lorenti, Chris	C	9/1	Ankle
Boselli, Tony	T	10/15	Shoulder
Dennis, Pat	CB	10/22	Knee
Lamar, Jason	LB	10/30	Leg
Schau, Ryan	G	11/5	Foot
Rutledge, Rod	TE	11/26	Foot
Walker, Ramon	SS	12/24	Knee

2003 (17)

Name	Pos.	Date	Injury
Baxter, Jarrod	FB	8/25	Foot
Dennis, Pat	CB	8/25	Knee
Hernndon, Jimmy	OT	8/25	Knee
Lorenti, Chris	C	8/25	Achilles
Lynch, Ben	C	8/25	Knee
Joppru, Bennie	TE	8/31	Groin
Payne, Seth	DT	9/15	Knee
Mack, Stacey	RB	11/26	Toe
Walker, Gary	DE	11/28	Toe
Banks, Tony	QB	12/1	Hand
Walker, Ramon	SS	12/1	Knee
Stevens, Matt	FS	12/3	Knee
Clemons, Charlie	LB	12/8	Ankle
Glenn, Aaron	CB	12/10	Groin
Orr, Shantee	LB	12/22	Fibula
Wright, Kenny	CB	12/22	Knee
Brown, Milford	G	12/26	Knee

2004 (11)

Name	Pos.	Date	Injury
Anderson, Jason	RB	8/16	Leg
Bell, Marcus	LB	8/26	Shoulder
Bell, Jason	CB	11/17	Wrist
Walker, Ramon	SS	11/24	Knee
Joppru, Bennie	TE	12/1	Groin
Symons, B.J.	QB	12/1	Knee
Foreman, Jay	LB	12/5	Ankle
Coleman, Marcus	FS	12/7	Shoulder
Evans, Troy	LB	12/15	Ankle
Wiegert, Zach	G	12/22	Knee
Peek, Antwan	LB	12/28	Shoulder

2005 (8)

Name	Pos.	Date	Injury
Wong, Kailee	LB	10/18	Knee
Hodgdon, Drew	C	11/11	Foot
Wade, Todd	T	11/18	Knee
Buchanon, Phillip	CB	11/23	Ankle
Ioane, Junior	DT	12/20	Calf
Davis, Domanick	RB	12/28	Knee
Walker, Gary	DE	12/28	Arm
Wells, Jonathan	RB	12/30	Thigh

2006 (16)

Name	Pos.	Date	Injury
Rainer, Wali	LB	8/1	Leg
McKenzie, Chris	CB	8/3	Shoulder
Steele, Ben	TE	8/3	Leg
Davis, Domanick	RB	9/2	Knee
Alexander, Roc	CB	9/12	Knee
Spencer, Charles	T	9/19	Leg
Malone, Alfred	DT	10/10	Hand
Payne, Seth	DT	10/17	Knee
Johnson, Travis	DT	11/14	Calf
Sanders, Lewis	CB	11/14	Hand
Wiegert, Zach	T	11/14	Knee
Flanagan, Mike	C	11/28	Ribs
Rosenfels, Sage	QB	11/28	Hand
Cook, Jameel	FB	12/15	Knee
Dalton, Lionel	DT	12/23	Back
Mathis, Jerome	WR	12/23	Hamstring

2007 (17)

Name	Pos.	Date	Injury
Taylor, Chris	RB	7/31	Knee
Alexander, Roc	CB	7/31	Knee
Earl, Glenn	SS	8/14	Foot
Horton, Jason	CB	8/14	Arm
Barry, Kevin	T	8/24	Biceps
Abbate, Jon	FB	9/1	Ankle
Harrison, Brandon	FS	9/1	Hamstring
Jackson, Scott	T	9/4	Shoulder
Simmons, Jason	FS	9/11	Knee
Killings, Cedric	DT	9/25	Neck
McKinney, Steve	C	9/25	Knee
Mathis, Jerome	WR	10/6	Leg
Barber, Shawn	LB	10/31	Neck
Robinson, Dunta	CB	11/7	Knee
Weary, Fred	G	12/4	Leg
White, Chris	C	12/4	Knee
Green, Ahman	RB	12/7	Knee

2008 (11)

Name	Pos.	Date	Injury
Stevenson, Dan	G	7/24	Shoulder
Williams, Jimmy	CB	8/4	Knee
Williams, Harry	WR	8/25	Neck
Jackson, Scott	T	8/26	Foot
Brown, Chris	RB	8/30	Back
McClover, Stanley	DE	9/11	Knee
Brown, C.C.	SS	9/30	Arm
Diles, Zac	LB	11/6	Leg
Molden, Antwaun	CB	11/16	Leg
Cochran, Earl	DE	11/19	Toe
Green, Ahman	RB	11/25	Knee

2009 (13)

Name	Pos.	Date	Injury
Johnson, Jeremiah	RB	8/8	Shoulder
Nolan, Troy	SS	8/18	Hand
Verdell, Toddrick	LB	9/6	Shoulder
Pitts, Chester	G	9/24	Knee
Thompson, Chaun	LB	9/30	Knee
Campbell, Khary	LB	10/6	Knee
Slaton, Steve	RB	10/9	Shoulder
Brisiel, Mike	G	10/14	Foot
Daniels, Owen	TE	11/4	Knee
Wilson, Eugene	FS	11/25	Foot
Molden, Antwaun	CB	11/26	Hamstring
Hill, Anthony	TE	12/15	Knee
Barber, Dominique	FS	12/29	Hamstring

2010 (17)

Name	Pos.	Date	Injury
Stross, Trey	WR	6/16	Foot
Griffith, Justin	FB	8/4	Neck
Bulman, Tim	DE	8/16	Shoulder
Bing, Darnell	LB	8/20	Neck
Holliday, Trindon	WR	8/30	Hand
Tate, Ben	RB	8/30	Ankle
Davis, André	WR	9/4	Hip
Fine, Derek	TE	9/5	Knee
Barwin, Connor	DE	9/14	Ankle
Ryans, DeMeco	LB	10/25	Achilles
Barber, Dominique	SS	11/11	Knee
Paymah, Karly	CB	11/12	Wrist
Williams, Torri	SS	12/1	Hamstring
Nading, Jesse	DE	12/7	Knee
Anderson, David	WR	12/15	Shoulder
Brisiel, Mike	G	12/15	Calf
Williams, Mario	DE	12/15	Sports Hernia

2011 (14)

Name	Pos.	Date	Injury
Studdard, Kasey	G	8/15	Ankle
Jean, Lestar	WR	8/20	Shoulder
Smith, Shelley	G	8/25	Leg
Morris, Darius	G	8/27	Foot
Toliver, Terrence	WR	8/27	Concussion
Ozougwu, Cheta	OLB	9/1	Foot
Barber, Dominique	SS	9/16	Foot
Carmichael, Roc	CB	9/16	Shoulder
Butler, Rashad	T	9/21	Elbow
Williams, Mario	OLB	10/9	Pectoral
Sharpton, Darryl	ILB	10/30	Knee/Quad
Schaub, Matt	QB	11/23	Foot
Leinart, Matt	QB	11/27	Clavicle
Hartmann, Brett	P	12/4	Knee

* Designated for return

**Reserve/Non-Football Illness

ALL-TIME INJURED RESERVE

2012 (10)

Name	Pos.	Date	Injury
Fox, Keyaron	LB	8/9	Knee
Bullock, Randy	K	8/26	Groin
Butler, Rashad	T	8/30	Triceps
Harris, Ra'Shon	NT	8/28	Triceps
Cushing, Brian	ILB	10/10	Knee
Jamison, Tim	DE	10/14	Achilles
Hunter, David	DE	10/24	Foot
McCain, Brice*	CB	12/5	Foot
Sharpton, Darryl	ILB	12/31	Hip
Dobbins, Tim	ILB	1/4/13	Ankle

2013 (15)

Name	Pos.	Date	Injury
Lemon, Alec	WR	8/27	Hamstring
Bonner, Alan	WR	8/31	Hamstring
Williams, Trevardo	OLB	8/31	Knee
Williams, Brennan	T	8/31	Knee
Quessenberry, David	G	9/2	Foot
Daniels, Owen*	TE	10/6	Fibula
Bouye, A.J.	CB	10/13	Hamstring
Manning, Danieal	SS	10/13	Knee
Cushing, Brian	ILB	10/20	Knee
Foster, Arian	RB	11/3	Back
Graham, Garrett	TE	12/5	Hamstring
Tate, Ben	RB	12/15	Ribs
Joseph, Johnathan	CB	12/22	Toe
Karim, Deji	RB	12/22	Shoulder
Smelley, Brad	FB	12/22	Calf

2014 (12)

Name	Pos.	Date	Injury
Ballentine, Lonnie	S	8/25	Undisclosed
Bonner, Alan	WR	7/27	Foot
Bullough, Max	ILB	12/3	Hamstring
Clowney, Jadeveon	OLB	12/10	Knee
Fitzpatrick, Ryan	QB	12/16	Leg
Jamison, Tim	DE	12/12	Knee
Mallett, Ryan	QB	11/26	Pectoral
Nix III, Louis	NT	9/24	Wrist
Quessenberry, David	G	8/25	N/A
White, Cody	G	7/27	Achilles
Witzmann, Bryan	T	8/1	Undisclosed
Yeatman, Will	T	8/31	Concussion

2015 (14)

Name	Pos.	Date	Injury
Adams, Jeff	T	9/21	Knee
Ballentine, Lonnie	S	10/19	Leg
Brown, Duane	T	1/5/16	Leg
Cliett, Reshard	LB	8/4	Knee
Denham, Anthony	TE	9/2	Shoulder
Foster, Arian	RB	10/27	Achilles
Griffin, Ryan*	TE	9/16 - 11/3	Knee
James, Charles	CB	12/28	Foot
Mancz, Greg	C	11/4	Knee
McFarland, Mike	TE	8/20	Knee
Quessenberry, David**	G	8/25	N/A
Savage, Tom	QB	9/5	Shoulder
Slade, Chad	G	9/5	Back
Thompson, Carlos	OLB	9/30	Elbow
Yates, T.J.	QB	12/21	Knee

2016 (15)

Name	Pos.	Date	Injury
Ballentine, Lonnie	S	11/12	Leg
Dillon, K.J.	S	10/19	Knee
Drummond, Kurtis	S	8/30	Leg
Fairbairn, Ka'imi	K	8/30	Quad
Johnson, Kevin	CB	10/22	Foot
Martin, Nick	C	8/30	Ankle
Miller, Braxton	WR	12/13	Shoulder
Newton, Derek	T	10/26	Knees
Quessenberry, David**	G	5/31	N/A
Rivers, Gerald	OLB	8/31	Undisclosed
Scarlett, Brennan*	OLB	10/19-12/17	Hamstring
Still, Devon	DE	10/5	Foot
Strong, Jaelen	WR	12/10	Ankle
Washington Jr., Tony	OLB	9/4	Chest
Watt, J.J.	DE	9/28	Back

2017 (19)

Name	Pos.	Date	Injury
Clark, Chris	T	11/29	Ankle
Covington, Christian	DE	11/1	Biceps
Ellington, Bruce	WR	12/5	Hamstring
Ervin, Tyler	RB	10/4	Knee
Fiedorowicz, C.J.	TE	12/5	Concussion
Foreman, D'Onta	RB	11/22	Achilles
Godin, Matthew	DE	9/3	Knee
Gray, Deanté	WR	8/3	Knee
Griffin, Ryan	TE	11/10	Concussion
Heeney, Ben	ILB	11/29	Hamstring
Martin, Nick	C	12/19	Ankle
Mercilus, Whitney	OLB	10/11	Chest
Moore, Corey	S	12/27	Knee
Pruitt, MyCole	TE	12/19	Calf
Reader, D.J.	NT	12/19	Knee
Savage, Tom	QB	12/23	Concussion
Scarlett, Brennan	OLB	12/4	Foot
Watson, Deshaun	QB	11/3	Knee
Watt, J.J.	DE	10/11	Leg

2018 (11)

Name	Pos.	Date	Injury
Cole, Dylan*	ILB	9/25-12/2	Wrist
Fuller V, Will	WR	10/30	Knee
Hal, Andre	S	9/1	N/A
Henderson, Seantrel	T	9/12	Ankle
Johnson, Kevin	CB	9/11	Concussion
Kelly Jr., Jermaine	CB	9/3	Undisclosed
Peters, Brian	ILB	12/24	Undisclosed
Scarlett, Brennan	OLB	12/8	Ankle
Thomas, Demaryius	WR	12/24	Achilles
Tyson, Mike	S	1/2/19	Concussion
Webster, Kayvon	CB	12/24	Quadriceps

2019 (15)

Name	Pos.	Date	Injury
Cole, Dylan	ILB	11/23	Knee
Ejiofor, Duke	OLB	5/10	Achilles
Gaines, Phillip	CB	10/21	Ankle
Gipson Sr., Tashaun	S	12/31	Back
Howard, Tytus	G/T	11/30	Knee
Kelemete, Senio	G	9/25	Wrist
Landrum, Chris	OLB	8/11	Undisclosed
Miller, Lamar	RB	8/26	Knee
Savage-Lewis, Ira	DE	8/11	Undisclosed
Steinmetz, David	T	8/26	Ankle
Thomas, Jordan*	TE	9/2-11/21	Ribs
Warring, Kahale	TE	9/2	Concussion
Watt, J.J.*	DE	10/30-12/31	Chest
Webb III, Joe	QB	8/31	Foot
Whitney, Isaac	WR	7/28	Undisclosed

* Designated for return

**Reserve/Non-Football Illness

ALL-TIME COACHES

Coach	Position	Season	Coach	Position	Season
Aylward, John	Offensive Assistant	2019-20	Lubick, Marc	Offensive Assistant	2010-11
Barrett, Danny	Running Backs	2018-20		Assistant Wide Receivers	2012-13
Bayless, Martin	Assistant Defensive Backs	2006-07	Lynn, D'Anton	Assistant Secondary	2018-19
Bell, Brian	Assistant Strength & Conditioning	2015-17		Secondary	2020
Benton, John	Offensive Line	2006-13	Marciano, Joe	Special Teams Coordinator	2002-13
Bernhardt, Jim	Director of Football Research	2014-17	Marciano, Tony	Offensive Line	2002-03
Bowen, Shane	Defensive Assistant	2016-17		Tight Ends	2004-05
Broomfield, Deon	Defensive Assistant	2020	Marshall, Steve	Assistant Offensive Line	2002-05
Brown, Kippy	Wide Receivers	2002-05		Offensive Line	2005
Bush, Frank	Senior Defensive Assistant	2007-08	Matthews, Bruce	Offensive Assistant	2009-10
	Defensive Coordinator	2009-10	McDaniel, Mike	Offensive Assistant	2006-08
Butler, John	Secondary	2014-17	McGhee, DeNarius	Offensive Assistant	2020
			Midget, Anthony	Assistant Secondary	2014-17
Calhoun, Troy	Offensive Coordinator/Quarterbacks	2006		Secondary	2018-19
CAPERS, DOM	HEAD COACH	2002-05	Moorer, Pat	Assistant Strength & Conditioning	2020
Carter, Perry	Defensive Assistant	2006-09			
	Assistant Defensive Backs	2010-13	O'BRIEN, BILL	HEAD COACH	2014-19
Colman, Doug	Assistant Special Teams Coordinator	2014-17		HEAD COACH & GENERAL MANAGER	2020
Crennel, Romeo	Defensive Coordinator	2014-16	O'Hara, Pat	Offensive Assistant	2015-16
	Assistant Head Coach/Defense	2017		Offensive Assistant/Quarterbacks	2017
	Assistant Head Coach/Defensive Coord.	2018-19	O'Donnell, Matt	Defensive Quality Control	2018
	Associate Head Coach	2020		Defensive Assistant	2019
Cushing, Brian	Assistant Strength & Conditioning	2019-20		Coord. of FB Research/Defensive Assistant	2020
			Oden, Tony	Assistant Defensive Backs	2004-05
Dennison, Rick	Offensive Coordinator	2010-13	Olivadotti, Tom	Linebackers	2004-05
Dent, Akeem	Defensive Assistant	2019-20			
Devlin, Mike	Offensive Line	2015-20	Pagano, John	Senior Defensive Asst./Outside Linebackers	2018-19
Distor, Joe	Assistant Strength & Conditioning	2019-20	Palmer, Chris	Offensive Coordinator	2002-05
Dorrell, Karl	Quarterbacks	2012-13	Pariani, Brian	Tight Ends	2006-13
Dunn, Paul	Offensive Line	2014	Pasqualoni, Paul	Defensive Line	2015
			Pendry, Joe	Offensive Line	2004-05
Eubanks, Mike	Assistant Strength & Conditioning	2018		Offensive Coordinator	2005
	Head Strength & Conditioning	2019-20	Perry, John	Tight Ends	2014-16
				Wide Receivers	2017-20
Fangio, Vic	Defensive Coordinator	2002-05	PHILLIPS, WADE	Defensive Coordinator	2011-13
Fisch, Jedd	Defensive Quality Control	2002-03		INTERIM HEAD COACH	2013
Fitzgerald, Craig	Head Strength & Conditioning	2014-17	Pleasant, Anthony	Assistant Strength & Conditioning	2014
Franklin, Jethro	Defensive Line	2007-08		Defensive Assistant	2015
			Pollack, Frank	Assistant Offensive Line	2008-11
George, Jason	Assistant Strength & Conditioning	2018-19			
Gibbs, Alex	Assistant Head Coach/Offense	2008-09	Rhodes, Ray	Assistant Defensive Backs	2008
Gibbs, David	Defensive Backs Coach	2009-10		Senior Defensive Assistant	2009-10
Godsey, George	Quarterbacks	2014	Richesson, Luke	Senior Director of Sports Performance	2018
	Offensive Coordinator	2015-16	Riley, Dan	Head Strength & Conditioning	2002-08
Grantham, Todd	Defensive Line	2002-04	Roman, Greg	Tight Ends	2002-03
				Quarterbacks	2004-05
Hammerschmidt, Dan	Offensive Assistant	2012-13	Rumph, Chris	Outside Linebackers	2020
Hardy, James	Sports Science Coordinator /		Ryan, Jim	Offensive Assistant	2011
	Assistant Strength & Conditioning	2020		Assistant Offensive Line	2012-13
Harris, Chick	Running Backs	2002-13	Ryan, Sean	Wide Receivers	2016
Hayes, Sean	Assistant Strength & Conditioning	2014-15		Quarterbacks	2017-18
Herring, Reggie	Linebackers	2002-03, 11-13	Saleh, Robert	Defensive Assistant	2006-08
Hightower, Richard	Administrative Coord., Coaching	2006-07		Assistant Linebackers	2009-10
	Special Teams Assistant	2008	Schiotz, Matt	Assistant Strength & Conditioning	2009-13
Hixon, Stan	Wide Receivers	2014-15	Seely, Brad	Special Teams Coordinator	2018-19
Holland, Johnny	Linebackers	2006-10		Wide Receivers	2006
Hoke, Jon	Defensive Backs	2002-08	Shanahan, Kyle	Quarterbacks	2007
				Offensive Coordinator/Quarterbacks	2008-09
Izzo, Larry	Special Teams Coordinator	2016-17	Sherman, Mike	Assistant Head Coach/Offense	2006
				Assistant Head Coach/Offensive Coordinator	2007
Johnson, Andre	Special Advisor to the HC & GM	2019-20	Simien, Tracy	Assistant Defensive Line	2006
Jones, Ian	Assistant Strength & Conditioning	2016-17	Smith, Carl	Quarterbacks	2019
Joseph, Vance	Defensive Backs	2011-13		Offensive Consultant	2020
			Smith, Cedric	Head Strength & Conditioning	2010-13
Karmelowicz, Bob	Defensive Line	2006	Smith, Richard	Defensive Coordinator	2006-08
	Special Assistant to the Head Coach	2007-08	Smith, Tracy	Assistant Special Teams Coordinator	2018-19
Kelly, Tim	Offensive Quality Control	2014-15		Special Teams Coordinator	2020
	Offensive Quality Control/Asst. Off. Line	2016	Stewart, Brian	Assistant Defensive Backs	2002-03
	Tight Ends	2017-18	Sutulovich, Eric	Assistant Special Teams	2002-05
	Offensive Coordinator	2019			
	Offensive Coordinator/Quarterbacks	2020	Voltaire, Billy J.	Asst. S&C/Performance Therapist	2018-19
King, Bobby	Defensive Assistant	2011	Vrabel, Mike	Linebackers	2014-16
	Asst. Linebackers	2012-13		Defensive Coordinator	2017
	Linebackers	2017			
	Inside Linebackers	2018-20	Weaver, Anthony	Defensive Line	2016-19
Kirksey, Larry	Wide Receivers	2007-13		Defensive Coordinator/Defensive Line	2020
Knapp, Greg	Quarterbacks	2010-11	Welker, Wes	Offensive/Special Teams Assistant	2017-18
Kollar, Bill	Asst. Head Coach/Defensive Line	2009-13	Wright, Ray	Assistant Strength & Conditioning	2002-08
	Defensive Line	2014		Head Strength & Conditioning	2009
KUBIAK, GARY	HEAD COACH	2006-13	Yates, T.J.	Offensive Assistant	2019
				Assistant Quarterbacks	2020
LaFleur, Matt	Offensive Assistant	2008-09	Zgonina, Jeff	Assistant Defensive Line	2013
Lawing, Will	Defensive Quality Control	2014-16			
	Offensive Assistant/Offensive Line	2017-18			
	Tight Ends	2019-20			
Ligashesky, Bob	Special Teams Assistant	2013			
	Special Teams Coordinator	2014-15			
London, Charles	Running Backs	2014-17			

***BOLD** indicates head coaches.

TEXANS TRADE HISTORY

Date	Terms
March 4, 2002:	Traded QB Danny Wuerffel to Washington in exchange for DT Jerry Deloach .
March 25, 2002:	Traded a 2002 seventh-round pick (212th overall) to Pittsburgh as compensation for restricted free agent K Kris Brown .
March 28, 2002:	Traded a 2003 conditional pick to St. Louis in exchange for CB Jacoby Shepherd .
April 17, 2002:	Traded RB Charlie Rogers to Buffalo in exchange for LB Jay Foreman .
April 21, 2002:	Traded a 2002 fourth-round pick (116th overall) to Atlanta in exchange for a 2003 third-round pick (88th overall - Dave Ragone).
March 6, 2003:	Traded a 2003 fifth-round pick (154th overall) to New England in exchange for T Greg Randall .
April 26, 2003:	Traded a 2003 second-round pick (36th overall) and fourth-round pick (117th overall) to New England in exchange for a 2003 second-round pick (41st overall - Bennie Joppru) and third-round pick (75th overall - Seth Wand).
April 26, 2003:	Traded a 2003 third-round pick (83rd overall) and seventh-round pick (262nd overall) to Oakland in exchange for a 2004 second-round pick (supplemental - Tony Hollings).
April 27, 2003:	Traded a 2003 fifth-round pick (138th overall) to Indianapolis in exchange for a 2004 fourth-round pick (122nd overall - Glenn Earl).
March 19, 2004:	Traded QB Drew Henson to Dallas in exchange for a 2005 third-round pick (73rd overall - Vernand Morency).
April 24, 2004:	Traded a 2004 second-round pick (40th overall), third-round pick (71st overall), fourth-round pick (103rd overall) and fifth-round pick (138th overall) to Tennessee in exchange for a 2004 first-round pick (27th overall - Jason Babin) and fifth-round pick (159th overall - traded).
April 25, 2004:	Traded a 2004 fifth-round pick (159th overall) to Jacksonville in exchange for a 2004 sixth-round pick (175th overall - Jammal Lord) and seventh-round pick (210th overall - Raheem Orr).
April 20, 2005:	Traded a 2005 second-round pick (47th overall) and third-round pick (78th overall) to Oakland in exchange for CB Phillip Buchanon .
April 23, 2005:	Traded a 2005 first-round pick (13th overall) to New Orleans in exchange for a 2005 first-round pick (16th overall - DT Travis Johnson) and a 2006 third-round pick (66th overall - T Eric Winston).
April 6, 2006:	Traded a 2006 fifth-round pick (134th overall) to Buffalo in exchange for WR Eric Moulds .
July 27, 2006:	Traded a 2007 conditional pick to San Francisco in exchange for QB Cody Pickett .
Sept. 13, 2006:	Traded RB Vernand Morency to Green Bay in exchange for RB Samkon Gado .
March 22, 2007:	Traded a 2007 first-round pick (eighth overall), a 2007 second-round pick (39th overall) and a 2008 second-round pick (48th overall) to Atlanta in exchange for QB Matt Schaub and a 2007 first-round pick (10th overall - Amobi Okoye).
April 29, 2007:	Traded a 2007 fourth-round draft pick (107th overall) to New Orleans in exchange for a 2007 fourth-round pick (123rd overall - Fred Bennett) and fifth-round pick (163rd overall - Brandon Frye).
March 17, 2008:	Traded a 2008 sixth-round pick (183rd overall) to Denver in exchange for C Chris Myers .
April 26, 2008:	Traded a 2008 first-round pick (18th overall) to Baltimore in exchange for a 2008 first-round pick (26th overall - T Duane Brown), third-round pick (89th overall - RB Steve Slaton) and sixth-round pick (173rd overall - S Dominique Barber).
Feb. 27, 2009:	Traded QB Sage Rosenfels to Minnesota in exchange for a 2009 fourth-round pick (122nd overall - TE Anthony Hill).
Aug. 31, 2009:	Traded DT Travis Johnson to San Diego in exchange for a 2010 sixth-round pick (197th overall - WR Trindon Holliday).
April 23, 2010:	Traded a 2010 second-round pick (51st overall) to Minnesota in exchange for a 2010 second-round pick (62nd overall - traded) and third-round pick (93rd overall - traded).
April 23, 2010:	Traded a 2010 second-round pick (62nd overall) and fifth-round pick (150th overall) to New England in exchange for a 2010 second-round pick (58th overall - RB Ben Tate).
April 24, 2010:	Traded a 2010 third-round pick (93rd overall) to Kansas City in exchange for a 2010 fourth-round pick (102nd overall - LB Darryl Sharpton) and fifth-round pick (144th overall - CB Sherrick McManis).
April 29, 2011:	Traded a 2011 third-round pick (73rd overall) and fifth-round pick (138th overall) to New England in exchange for a 2011 second-round pick (60th overall - CB Brandon Harris).
April 30, 2011:	Traded a 2011 fourth-round pick (105th overall) and sixth-round pick (178th overall) to Washington in exchange for a 2011 fourth-round pick (127th overall - CB Roc Carmichael) and two fifth-round picks (144th overall - S Shiloh Keo & 152nd overall - QB T.J. Yates).
Oct. 12, 2011:	Traded a 2012 conditional seventh-round pick to the N.Y. Jets in exchange for WR Derrick Mason .
March 20, 2012:	Traded ILB DeMeco Ryans and a 2012 third-round pick (88th overall) to Philadelphia in exchange for a 2012 third-round pick (76th overall - G Brandon Brooks) and a fourth-round pick (99th overall - C Ben Jones).
April 27, 2012:	Traded a 2012 second-round pick (58th overall) and seventh-round pick (233rd overall) to Tampa Bay in exchange for a 2012 third-round pick (68th overall - WR DeVier Posey) and fourth-round pick (126th overall - DE Jared Crick).
Aug. 31, 2012:	Traded CB Sherrick McManis to Chicago in exchange for FB Tyler Clutts .
April 27, 2013:	Traded a 2013 fifth-round pick (160th overall) to St. Louis in exchange for two sixth-round picks (184th overall - traded & 198th overall - NT Chris Jones).
April 27, 2013:	Traded a 2013 sixth-round pick (184th overall) and seventh-round pick (233rd overall) to Oakland in exchange for a 2013 sixth-round pick (176th overall - G David Quessenberry).
Aug. 12, 2013:	Traded WR Jeff Maehl to Philadelphia in exchange for T Nate Menkin .
March 21, 2014:	Traded QB Matt Schaub to Oakland in exchange for a 2014 sixth-round pick (181st overall - RB Alfred Blue).
May 9, 2014:	Traded a 2014 fourth-round pick (101st overall) and fifth-round pick (141st overall) to Philadelphia in exchange for a 2014 third-round pick (83rd overall - NT Louis Nix).
June 19, 2014:	Traded QB T.J. Yates to Atlanta in exchange for ILB Akeem Dent .
Aug. 31, 2014:	Traded a 2016 conditional seventh-round pick (243rd overall) to New England in exchange for QB Ryan Mallett .
March 11, 2015:	Traded QB Ryan Fitzpatrick to the N.Y. Jets in exchange for a 2016 conditional sixth-round pick (195th overall - traded).
March 11, 2015:	Traded QB Case Keenum to St. Louis in exchange for a 2016 conditional seventh-round pick (235th overall - traded).
May 1, 2015:	Traded a 2015 second-round pick (51st overall), fourth-round pick (116th overall) and sixth-round pick (195th overall) to Cleveland in exchange for a 2015 second-round pick (43rd overall - ILB Benardrick McKinney) and seventh-round pick (229th overall - traded).

TEXANS TRADE HISTORY

May 1, 2015:	Traded WR DeVier Posey , a 2015 third-round pick (82nd overall), fifth-round pick (152nd overall) and seventh-round pick (229th overall) to the N.Y. Jets in exchange for a 2015 third-round pick (70th overall - WR Jaelen Strong).
Aug. 31, 2015:	Traded a 2016 seventh-round pick (235th overall) to Denver in exchange for T Chris Clark .
Sept. 2, 2015:	Traded TE Khari Lee to Chicago in exchange for a 2017 sixth-round pick (188th overall - traded).
Sept. 17, 2015:	Traded WR Keshawn Martin and a 2016 sixth-round pick (196th overall) to New England in exchange for a 2016 fifth-round pick (166th overall - NT D.J. Reader).
April 28, 2016:	Traded a 2016 first-round pick (22nd overall) and a 2017 sixth-round pick (209th overall) to Washington in exchange for a 2016 first-round pick (21st overall - WR Will Fuller V).
April 29, 2016:	Traded a 2016 second-round pick (52nd overall) and sixth-round pick (195th overall) to Atlanta in exchange for a 2016 second-round pick (50th overall - C Nick Martin).
March 9, 2017:	Traded QB Brock Osweiler , a 2018 second-round pick (35th overall) and a 2017 sixth-round pick (188th overall) to Cleveland in exchange for a 2017 fourth-round compensatory pick (142nd overall - DE Carlos Watkins).
April 27, 2017:	Traded a 2017 first-round pick (25th overall) and a 2018 first-round pick (fourth overall) to Cleveland in exchange for a 2017 first-round pick (12th overall - QB Deshawn Watson).
Oct. 30, 2017:	Traded T Duane Brown and a 2018 fifth-round pick (141st overall) to Seattle in exchange for a 2018 third-round pick (80th overall - T Martinas Rankin) and a 2019 second-round pick.
Oct. 30, 2018:	Traded a 2019 fourth-round pick (125th overall) and a 2019 seventh-round pick (237th overall) to Denver in exchange for WR Demaryius Thomas and a 2019 seventh-round pick (220th overall).
Aug. 9, 2019:	Traded a conditional 2020 pick (97th overall) to Cleveland in exchange for RB Duke Johnson .
Aug. 31, 2019:	Traded G Martinas Rankin to Kansas City in exchange for RB Carlos Hyde .
Sept. 2, 2019:	Traded a 2020 sixth-round pick (204th overall) to New England in exchange for CB Keion Crossen .
	Traded DE/OLB Jadeveon Clowney to Seattle in exchange for OLB Jacob Martin , OLB Barkevious Mingo and a 2020 third-round pick (91st overall - traded).
	Traded CB Johnson Bademosi , T Julián Davenport , a 2020 first-round pick (26th overall), a 2021 first-round pick and a 2021 second-round pick to Miami in exchange for T Laremy Tunsil , WR Kenny Stills , a 2020 fourth-round pick (141st overall - CB John Reid) and a 2021 sixth-round pick.
Oct. 22, 2019:	Traded a 2020 third-round pick (91st overall) to Oakland in exchange for CB Gareon Conley .
March 21, 2020:	Traded WR DeAndre Hopkins and a 2020 fourth-round pick (131st overall) to Arizona in exchange for RB David Johnson , a 2020 second-round pick (40th overall - DT Ross Blacklock) and a 2021 fourth-round pick.
April 10, 2020:	Traded a 2020 second-round pick (57th overall) to the Los Angeles Rams in exchange for WR Brandin Cooks and a 2022 fourth-round pick.
April 25, 2020:	Traded a 2020 fourth-round pick (111th overall) to Miami in exchange for two 2020 fourth-round picks (136th overall and 141st overall).
	Traded a 2020 fourth-round pick (136th overall) and two 2020 seventh-round picks (248th overall and 250th overall) to the Los Angeles Rams in exchange for a 2020 fourth-round pick (126th overall - T Charlie Heck).
	Traded a 2020 seventh-round pick (240th overall) to New Orleans for a 2021 sixth-round pick.

TEXANS FREE AGENCY HISTORY

2002

Players Signed (17):

March 6: C/G Steve McKinney, Indianapolis
 March 7: LB Kailee Wong, Minnesota
 March 10: WR Corey Bradford, Green Bay
 March 15: RB James Allen, Chicago; LB Greg Jones, Chicago
 March 25: K Kris Brown, Pittsburgh (restricted)
 March 26: WR Tony Simmons, Indianapolis
 April 3: T Jimmy Herndon, Chicago
 April 5: SS Chris Carter, Cincinnati
 April 8: QB Kent Graham, Washington; CB Jason Simmons, Pittsburgh
 April 9: G DeMingo Graham, San Diego; TE Kaseem Sinceno, Chicago
 April 10: TE Rod Rutledge, New England
 April 18: LB Jeff Posey, Jacksonville
 April 25: LB Robert Jones, Washington
 May 9: LB Allen Aldridge, Detroit

Players Lost (0):

None

2003

Players Signed (15):

March 1: T/G Zach Wiegert, Jacksonville
 March 4: LB Jay Foreman, Houston
 March 11: DE Corey Sears, Houston; FS Kevin Williams, Houston
 March 17: SS Eric Brown, Houston
 March 18: CB Pat Dennis, Houston (restricted); QB Mike Quinn, Houston
 March 21: CB Jason Simmons, Houston
 March 25: WR JaJuan Dawson, Houston (restricted)
 March 27: T Jimmy Herndon, Houston
 April 2: LB Charlie Clemons, New Orleans; CB Kenny Wright, Houston
 April 4: QB Tony Banks, Houston
 April 9: RB Stacey Mack, Jacksonville
 April 25: G Ryan Schau, Houston

Players Lost (4):

Feb. 28: LB Jeff Posey, Buffalo
 March 5: T Ryan Young, Dallas
 March 14: LB Keith Mitchell, Jacksonville
 March 28: G Cameron Spikes, Arizona

2004

Players Signed (14):

March 3: DE Gary Walker, Houston
 March 4: DT Robaire Smith, Tennessee; T Todd Wade, Miami; G/C Todd Washington, Houston
 March 11: CB Jason Simmons, Houston
 March 16: LB DaShon Polk, Buffalo
 March 22: TE Mark Bruener, Pittsburgh; DE Corey Sears, Houston
 March 23: TE Jabari Holloway, Houston (restricted)
 March 30: FS Pat Dennis, Houston
 April 19: FB Moran Norris, Houston (restricted)
 April 20: CB Darrick Vaughn, Houston (restricted)
 April 22: CB Jason Bell, Houston (restricted)
 April 28: DE Jerry Deloach, Houston (restricted)

Players Lost (5):

March 4: FB Greg Comella, Tampa Bay; LB Steve Foley, San Diego
 March 6: DT Steve Martin, Minnesota
 March 10: QB Mike Quinn, Denver
 April 20: T Greg Randall, San Francisco

2005

Players Signed (20):

March 3: LB Morlon Greenwood, Miami; DT Seth Payne, Houston
 March 5: CB Jason Bell, Houston; FB Moran Norris, Houston
 March 9: CB Lewis Sanders, Cleveland; DE Corey Sears, Houston; CB Jason Simmons, Houston
 March 10: DE Jerry Deloach, Houston
 March 17: QB Tony Banks, Houston; LB Frank Chamberlin, Cincinnati
 March 23: T Garrick Jones, Houston (restricted)
 April 11: WR Corey Bradford, Houston; RB Jonathan Wells, Houston

April 12: LB Troy Evans, Houston (restricted)
 April 15: G Milford Brown, Houston (restricted)
 April 18: KR Reggie Swinton, Detroit
 May 3: LB Zeke Moreno, San Diego
 May 13: T Victor Riley, New Orleans
 May 18: TE Marcellus Rivers, N.Y. Giants
 June 8: WR Kevin Kasper, New England

Players Lost (3):

March 10: FS Marlon McCree, Carolina
 March 31: CB Kenny Wright, Jacksonville
 June 7: T Marcus Spears, Cleveland

2006

Players Signed (25):

March 11: FB Jameel Cook, Tampa Bay
 March 12: QB Sage Rosenfels, Miami; DE Anthony Weaver, Baltimore
 March 14: CB Chris McKenzie, Houston; P Filip Filipovic, Philadelphia
 March 19: WR Kevin Walter, Cincinnati (restricted)
 March 21: TE Jeb Putzier, Denver
 March 23: LB Shantee Orr, Houston; LB Frank Chamberlin, Houston; LB DaShon Polk, Houston; SS Ramon Walker, Houston
 March 24: LB Sam Cowart, Minnesota; C Mike Flanagan, Green Bay; LB Troy Evans, Houston
 March 27: DE N.D. Kalu, Philadelphia
 March 31: G David Loverne, Detroit
 April 4: LB Wali Rainer, Detroit; WR Jake Schifino, New England
 April 10: TE Ben Steele, Green Bay; WR Chris Doering, Pittsburgh; FS Michael Stone, New England
 April 26: T Brad Bedell, Green Bay
 April 27: T Seth Wand, Houston (restricted)
 May 8: RB Antowain Smith, New Orleans; T Ephraim Salaam, Jacksonville

Players Lost (6):

March 13: CB Jason Bell, N.Y. Giants; WR Corey Bradford, Detroit
 March 16: WR Jabar Gaffney, Philadelphia
 March 24: G Tyson Walter, Washington
 May 6: RB Tony Hollings, Chicago
 May 10: TE Marcellus Rivers, Oakland

2007

Players Signed (18):

March 5: RB Ahman Green, Green Bay; DB Roc Alexander, Houston; DE N.D. Kalu, Houston; T Ephraim Salaam, Houston
 March 7: LB Danny Clark, New Orleans
 March 8: P Chad Stanley, Houston
 March 9: T Jordan Black, Kansas City
 March 12: TE Mark Bruener, Houston
 March 15: DT Jeff Zgonina, Miami
 March 21: LB Shawn Barber, Philadelphia
 March 23: RB Ron Dayne, Houston
 March 26: FB Vonta Leach, Houston
 April 3: CB Von Hutchins, Houston
 April 5: CB Jamar Fletcher, Detroit
 April 12: WR André Davis, Buffalo
 April 20: LB Shantee Orr, Houston
 April 23: LB Charlie Anderson, Houston
 April 27: SS Glenn Earl, Houston

Players Lost (5):

March 3: DE Antwan Peek, Cleveland
 March 7: CB Lewis Sanders, Atlanta
 April 6: QB David Carr, Carolina
 April 10: LB Troy Evans, New Orleans
 April 13: SS Michael Stone, N.Y. Giants

2008

Players Signed (21):

March 1: WR André Davis, Houston; CB Jacques Reeves, Dallas
 March 3: LB Kevin Bentley, Seattle
 March 7: SS Glenn Earl, Houston
 March 10: TE Mark Bruener, Houston
 March 14: LB Chaun Thompson, Cleveland

TEXANS FREE AGENCY HISTORY

March 20: RB Chris Brown, Tennessee; S Will Demps, Houston; DT N.D. Kalu, Houston
 March 24: QB Quinn Gray, Jacksonville; P Matt Turk, Houston
 March 27: RB Chris Taylor, Houston; WR Harry Williams, Houston; CB Nick Ferguson, Denver
 April 26: TE Joel Dreessen, Houston
 May 10: G Fred Weary, Houston
 May 19: CB Jimmy Williams, San Francisco; TE Ryan Krause, Green Bay
 May 22: WR Tim Carter, Cleveland; WR Mark Simmons, San Diego
 June 16: DE Roosevelt Colvin, New England

Players Lost (6):

March 1: LB Charlie Anderson, Miami
 March 2: S Von Hutchins, Atlanta
 March 4: TE Jeb Putzier, Seattle
 March 13: LB Danny Clark, N.Y. Giants
 March 20: S Michael Boulware, Minnesota
 April 4: WR/KR Jerome Mathis, Washington

2009

Players Signed (12):

Feb. 27: DE Stanley McClover, Houston; C Chris White, Houston; FS Eugene Wilson, Houston
 March 1: DE Antonio Smith, Arizona; QB Dan Orlovsky, Detroit
 March 4: TE Joel Dreessen, Houston
 March 12: S Nick Ferguson, Houston
 March 13: WR David Anderson, Houston
 March 30: DT Shaun Cody, Detroit
 April 6: LB Cato June, Tampa Bay
 April 7: T Rashad Butler, Houston; LB Buster Davis, Indianapolis

Players Lost (2):

March 4: SS C.C. Brown, N.Y. Giants
 April 2: CB DeMarcus Faggins, Tennessee

2010

Players Signed (18):

Jan. 11: QB John David Booty, Minnesota
 March 8: P Matt Turk, Houston; WR Kevin Walter, Houston
 March 16: G Wade Smith, Kansas City
 March 26: DE Tim Bulman, Houston
 March 31: LB DeMeco Ryans, Houston
 April 2: SS Bernard Pollard, Houston
 April 6: RB Ryan Moats, Houston
 April 7: K Neil Rackers, Arizona
 April 14: T Rashad Butler, Houston; C Chris White, Houston
 April 26: TE Michael Gaines, Cleveland
 April 29: LS Jon Weeks
 May 12: LB Danny Clark, N.Y. Giants
 June 11: TE Owen Daniels, Houston
 June 16: TE Derek Fine, Buffalo
 June 17: FB Justin Griffith, Seattle; WR Bobby Williams, Minnesota

Players Lost (2):

March 5: CB Dunta Robinson, Atlanta
 March 17: QB Rex Grossman, Washington

2011

Players Signed (13):

July 29: G Mike Brisiel, Houston (restricted); DE Tim Bulman, Houston; T Rashad Butler, Houston; RB Arian Foster, Houston; WR Jacoby Jones, Houston; CB Johnathan Joseph, Cincinnati; QB Matt Leinart, Houston; DE Damione Lewis, Houston; FS Danieal Manning, Chicago; G Kasey Studdard, Houston
 August 2: P Brad Maynard, Chicago
 August 3: FB Lawrence Vickers, Cleveland
 August 7: ILB Tim Dobbins, Miami

Players Lost (6):

July 30: LB Zac Diles, St. Louis
 July 31: FB Vonta Leach, Baltimore; P Matt Turk, Jacksonville
 August 4: S Bernard Pollard, Baltimore
 August 5: DE Mark Anderson, New England
 August 24: LB Kevin Bentley, San Diego

2012

Players Signed (10):

March 17: C Chris Myers, Houston
 March 30: P Donnie Jones, St. Louis
 April 5: S Quintin Demps, Houston
 April 13: ILB Tim Dobbins, Houston; ILB Bradie James, Dallas
 May 8: K Shayne Graham, Baltimore
 May 11: QB John Beck, Washington
 June 4: CB Alan Ball, Dallas; RB Justin Forsett, Seattle
 June 14: FB Moran Norris, San Francisco

Players Lost (5):

March 15: OLB Mario Williams, Buffalo
 March 16: G Mike Brisiel, Oakland
 March 19: CB Jason Allen, Cincinnati
 March 23: TE Joel Dreessen, Denver
 April 30: K Neil Rackers, Washington

2013

Players Signed (9):

March 15: T Andrew Gardner, Houston
 March 20: CB Brice McCain, Houston
 March 22: S Ed Reed, Baltimore
 March 23: P Shane Lechler, Oakland
 March 27: FB Greg Jones, Jacksonville
 April 8: T Ryan Harris, Houston
 April 12: ILB Tim Dobbins, Houston
 May 15: C Tyler Horn, Tennessee; RB Deji Karim, Indianapolis

Players Lost (8):

March 12: TE James Casey, Philadelphia
 March 13: S Glover Quin, Detroit
 March 14: OLB Connor Barwin, Philadelphia
 March 15: CB Alan Ball, Jacksonville; RB Justin Forsett, Jacksonville
 March 25: P Donnie Jones, Philadelphia
 April 15: K Shayne Graham, Cleveland
 May 8: T Rashad Butler, Cleveland

2014

Players Signed (7):

March 14: TE Garrett Graham, Houston
 March 18: NT Jerrell Powe, Kansas City
 March 21: QB Ryan Fitzpatrick, Tennessee; S Kendrick Lewis, Kansas City
 March 28: S Chris Clemons, Miami
 April 7: RB Andre Brown, N.Y. Giants
 April 15: DE Ricardo Mathews, Indianapolis

Players Lost (9):

March 12: OLB Bryan Braman, Philadelphia; ILB Joe Mays, Kansas City; NT Terrell McClain, Dallas; NT Earl Mitchell, Miami
 March 14: DE Antonio Smith, Oakland; ILB Darryl Sharpton, Washington
 March 15: RB Ben Tate, Cleveland
 March 31: T Andrew Gardner, Philadelphia
 April 8: WR Lestar Jean, Minnesota

2015

Players Signed (16):

March 9: CB Kareem Jackson, Houston; WR Damaris Johnson, Houston; T Derek Newton, Houston
 March 10: QB Ryan Mallett, Houston; S Eddie Pleasant, Houston; ILB Jeff Tarpinian, Houston
 March 11: QB Brian Hoyer, Cleveland
 March 12: FS Rahim Moore, Denver
 March 16: NT Vince Wilfork, New England
 March 16: WR Cecil Shorts III, Jacksonville
 March 24: ILB Akeem Dent, Houston
 April 1: WR Nate Washington, Tennessee
 April 9: G Cody White, Houston
 April 29: RB Chris Polk, Philadelphia
 May 1: S Stevie Brown, N.Y. Giants
 June 2: NT Brandon Deaderick, New Orleans

Players Lost (2):

March 10: OLB Brooks Reed, Atlanta
 March 27: FS Kendrick Lewis, Baltimore

TEXANS FREE AGENCY HISTORY

2016

Players Signed (16):

March 7: G/T Jeff Adams, Houston; CB Charles James, Houston
 March 8: P Shane Lechler, Houston; S Eddie Pleasant, Houston;
 K Nick Novak, Houston; T Chris Clark, Houston
 March 10: QB Brock Osweiler, Denver; RB Lamar Miller, Miami;
 G Jeff Allen, Kansas City; C Tony Bergstrom, Oakland
 March 16: S Antonio Allen, N.Y. Jets
 March 18: RB Jonathan Grimes, Houston
 March 28: CB A.J. Bouye, Houston
 March 29: QB Brandon Weeden, Houston
 April 6: OLB John Simon, Houston
 April 7: S Quintin Demps, Houston

Players Lost (6):

March 3: TE Garrett Graham, Denver; S Rahim Moore, Cleveland
 March 10: C Ben Jones, Tennessee; G Brandon Brooks, Philadelphia
 March 24: WR Nate Washington, New England
 April 19: QB Brian Hoyer, Chicago

2017

Players Signed (5):

March 9: P Shane Lechler, Houston; K Nick Novak, Houston
 March 13: TE Ryan Griffin, Houston
 May 16: T Breno Giacomini, N.Y. Jets
 June 5: ILB Sio Moore, Arizona

Players Lost (5):

March 9: CB A.J. Bouye, Jacksonville; S Quintin Demps, Chicago
 March 10: OLB John Simon, Indianapolis; S Don Jones, San Francisco
 March 17: G Oday Aboushi, Seattle

2018

Players Signed (16):

March 15: CB Aaron Colvin, Jacksonville; C/G Zach Fulton, Kansas
 City; T Seantrel Henderson, Buffalo; G Senio Kelemete,
 New Orleans; DE Angelo Blackson, Houston; WR Bruce
 Ellington, Houston; CB Johnathan Joseph, Houston; ILB
 Brian Peters, Houston
 March 16: CB Johnson Bademosi, New England
 March 19: S Tyrann Mathieu, Arizona
 March 20: ILB Josh Keyes, Cleveland
 March 26: ILB Ben Heeney, Houston
 March 29: QB Brandon Weeden, Tennessee
 April 5: QB Joe Webb III, Buffalo
 April 16: C/G Greg Mancz, Houston
 April 30: RB Alfred Blue, Houston

Players Lost (5):

March 15: S Marcus Gilchrist, Oakland
 March 19: QB Josh Johnson, Oakland
 March 22: T Breno Giacomini, Oakland
 March 27: G Xavier Su'a-Filo, Tennessee
 April 19: CB Marcus Williams, Arizona

2019

Players Signed (9):

March 11: DE Joel Heath, Houston; WR DeAndre Carter, Houston;
 Angelo Blackson, Houston
 March 12: S Tashaun Gipson Sr., Jacksonville
 March 13: CB Bradley Roby, Denver
 March 15: CB Brieon Boddy-Calhoun, Cleveland
 March 19: TE Darren Fells, Cleveland
 March 20: QB AJ McCarron, Oakland
 March 22: QB Joe Webb III, Houston

Players Lost (5):

March 13: CB/S Kareem Jackson, Denver
 March 14: S Tyrann Mathieu, Kansas City; DE Christian Covington,
 Dallas
 March 15: T Kendall Lamm, Cleveland
 April 1: RB Alfred Blue, Jacksonville

2020

Players Signed (12):

March 21: ILB Tyrell Adams, Houston; WR Randall Cobb, Dallas;
 CB Phillip Gaines, Houston; T Roderick Johnson,
 Houston; QB AJ McCarron, Houston; S Eric Murray,
 Cleveland; T Brent Qvale, N.Y. Jets; CB Bradley Roby,
 Houston; S Jaylen Watkins, L.A. Chargers; LS Jon Weeks,
 Houston
 April 27: LS Anthony Kukwa; S Michael Thomas, N.Y. Giants

Players Lost (5):

March 17: DE/NT D.J. Reader, Cincinnati
 March 18: RB Taiwan Jones, Buffalo
 March 23: OLB Barkevious Mingo, Chicago
 April 29: CB Johnathan Joseph, Tennessee
 May 22: RB Carlos Hyde, Seattle

TEXANS IN PRIMETIME

The Texans have appeared in 43 primetime games (including Thanksgiving) and have posted a record of 19-24, including an 8-1 record over the last two years.

Year (No.)	Date	Opponent	Network	Result	Attendance
2002 (1)	Sunday, Sept. 8	Dallas	ESPN	W, 19-10	69,604
2004 (1)	Sunday, Nov. 21	Green Bay	ESPN	L, 16-13	70,769
2005 (2)	Sunday, Oct. 16	at Seattle	ESPN	L, 42-10	66,196
	Sunday, Nov. 20	Kansas City	ESPN	L, 45-17	70,481
2007 (1)	Thursday, Dec. 13	Denver	NFL Network	W, 31-13	70,747
2008 (1)	Monday, Dec. 1	Jacksonville	ESPN	W, 30-17	70,809
2009 (1)	Monday, Nov. 23	Tennessee	ESPN	L, 20-17	71,153
2010 (3)	Monday, Nov. 1	at Indianapolis	ESPN	L, 30-17	66,363
	Thursday, Dec. 1	at Philadelphia	NFL Network	L, 34-24	69,144
	Monday, Dec. 13	Baltimore	ESPN	L, 34-28	71,413
2011 (1)	Thursday, Dec. 22	at Indianapolis	NFL Network	L, 19-16	64,159
2012 (5)	Monday, Oct. 8	at N.Y. Jets	ESPN	W, 23-17	79,088
	Sunday, Oct. 14	Green Bay	NBC	L, 42-24	71,702
	Sunday, Nov. 11	Chicago	NBC	W, 13-6	62,410
	Thursday, Nov. 22	at Detroit	CBS	W, 34-31 (OT)	64,827
	Monday, Dec. 10	at New England	ESPN	L, 42-14	69,756
2013 (4)	Monday, Sept. 9	at San Diego	ESPN	W, 31-28	59,522
	Sunday, Oct. 6	at San Francisco	NBC	L, 34-3	69,732
	Sunday, Nov. 3	Indianapolis	NBC	L, 27-24	71,778
	Thursday, Dec. 5	Jacksonville	NFL Network	L, 27-20	60,414
2014 (2)	Thursday, Oct. 9	Indianapolis	NFL Network	L, 33-28	71,787
	Monday, Oct. 20	at Pittsburgh	ESPN	L, 30-23	56,375
2015 (3)	Thursday, Oct. 8	Indianapolis	CBS	L, 27-20	71,732
	Monday, Nov. 16	at Cincinnati	ESPN	W, 10-6	61,381
	Sunday, Dec. 13	New England	NBC	L, 27-6	71,908
2016 (5)	Thursday, Sept. 22	at New England	CBS/NFL Network/Twitter	L, 27-0	66,829
	Sunday, Oct. 16	Indianapolis	NBC	W, 26-23 (OT)	71,891
	Monday, Oct. 24	at Denver	ESPN	L, 27-9	76,865
	Monday, Nov. 21	at Oakland (Mexico City)	ESPN	L, 27-20	76,473
	Saturday, Dec. 24	Cincinnati	NFL Network	W, 12-10	71,836
2017 (4)	Thursday, Sept. 14	at Cincinnati	NFL Network	W, 13-9	52,942
	Sunday, Oct. 8	Kansas City	NBC	L, 42-34	71,835
	Monday, Nov. 27	at Baltimore	ESPN	L, 23-16	70,357
	Monday, Dec. 25	Pittsburgh	NBC/NFLN/Amazon	L, 34-6	71,842
2018 (4)	Sunday, Oct. 7	Dallas	NBC	W, 19-16 (OT)	72,008
	Thursday, Oct. 25	Miami	FOX/NFLN/Amazon	W, 42-23	71,726
	Monday, Nov. 26	Tennessee	ESPN	W, 34-17	71,826
	Saturday, Dec. 15	at N.Y. Jets	NFLN	W, 29-22	77,982
2019 (5)	Monday, Sept. 9	at New Orleans	ESPN	L, 30-28	73,039
	Sunday, Nov. 11	at Jacksonville (London)	FOX/NFL Network	W, 26-3	84,771
	Thursday, Nov. 21	Indianapolis	FOX/NFL Network	W, 20-17	71,727
	Sunday, Dec. 1	New England	NBC	W, 28-22	72,025
	Saturday, Dec. 21	at Tampa Bay	FOX/NFL Network	W, 23-20	49,036

TEXANS IN OVERTIME

The Texans have gone to overtime 17 times in franchise history and have posted an 8-9 record in those contests. Houston is 5-6 in overtime games at NRG Stadium and 3-3 on the road.

November 23, 2003 at Reliant Stadium

New England 23
Houston 20

Game winner- K Adam Vinatieri's 28-yard FG

October 10, 2004 at Reliant Stadium

Minnesota 34
Houston 28

Game winner- WR Marcus Robinson's 50-yard TD reception

November 27, 2005 at Reliant Stadium

St. Louis 33
Houston 27

Game winner- WR Kevin Curtis' 56-yard TD reception

January 1, 2006 at Monster Park

Houston 17
San Francisco 20

Game winner- K Joe Nedney's 33-yard FG

December 10, 2006 at Reliant Stadium

Tennessee 26
Houston 20

Game winner- QB Vince Young's 39-yard TD run

September 28, 2008 at Jacksonville Municipal Stadium

Houston 27
Jacksonville 30

Game winner- K Josh Scobee's 37-yard FG

September 19, 2010 at FedEx Field

Houston 30
Washington 27

Game winner- K Neil Rackers' 35-yard FG

December 13, 2010 at Reliant Stadium

Baltimore 34
Houston 28

Game winner- CB Josh Wilson's 12-yard INT return for touchdown

November 18, 2012 at Reliant Stadium

Jacksonville 37
Houston 43

Game winner- WR Andre Johnson's 48-yard TD reception

November 22, 2012 at Ford Field

Houston 34
Detroit 31

Game winner- K Shayne Graham's 32-yard FG

September 15, 2013 at Reliant Stadium

Tennessee 24
Houston 30

Game winner- WR DeAndre Hopkins' three-yard TD reception

September 29, 2013 at Reliant Stadium

Houston 20
Seattle 23

Game winner- K Stephen Hauschka's 45-yard FG

October 5, 2014 at AT&T Stadium

Houston 17
Dallas 20

Game winner- K Dan Bailey's 49-yard FG

October 16, 2016 at NRG Stadium

Indianapolis 23
Houston 26

Game winner- K Nick Novak's 33-yard FG

September 30, 2018 at Lucas Oil Stadium

Houston 37
Indianapolis 34

Game winner- K Ka'imi Fairbairn's 37-yard FG

October 7, 2018 at NRG Stadium

Dallas 16
Houston 19

Game winner- K Ka'imi Fairbairn's 36-yard FG

January 4, 2019 at NRG Stadium (Wild Card Round)

Buffalo 19
Houston 22

Game winner- K Ka'imi Fairbairn's 28-yard FG

TEXANS HONORS

Associated Press Defensive Player of the Year

2012: DE J.J. Watt
2014: DE J.J. Watt
2015: DE J.J. Watt

Associated Press All-Pro First Team

2005: KR Jerome Mathis
2008: WR Andre Johnson
2009: WR Andre Johnson
2010: RB Arian Foster
 FB Vonta Leach
2012: T Duane Brown
 DE J.J. Watt
2013: DE J.J. Watt
2014: DE J.J. Watt
2015: DE J.J. Watt
2017: WR DeAndre Hopkins
2018: WR DeAndre Hopkins
 DE J.J. Watt
2019: WR DeAndre Hopkins

Associated Press All-Pro Second Team

2007: LB DeMeco Ryans
 DE Mario Williams
2011: T Duane Brown
 ILB Brian Cushing
 RB Arian Foster
 CB Johnathan Joseph
2012: WR Andre Johnson
2015: WR DeAndre Hopkins
2016: DE/OLB Jadeveon Clowney
 OLB Whitney Mercilus
 ILB Benardrick McKinney
2018: DE J.J. Watt

Associated Press Rookie of the Year

2006: LB DeMeco Ryans (Defensive)
2009: LB Brian Cushing (Defensive)

Bert Bell Professional Football Player of the Year / Maxwell Football Club

2014: DE J.J. Watt

NFL Pro Bowl

2003
 CB Aaron Glenn (3rd overall selection)
 DE Gary Walker (2nd overall selection)
2005
 WR Andre Johnson (1st selection)
2006
 WR Jerome Mathis (1st selection)
2007
 WR Andre Johnson (2nd selection)
2008
 LB DeMeco Ryans (1st selection)
2009
 WR Andre Johnson (3rd selection)
 DE Mario Williams (1st selection)
 TE Owen Daniels (1st selection)
2010
 LB Brian Cushing (1st selection)
 WR Andre Johnson (4th selection)
 LB DeMeco Ryans (2nd selection)
 QB Matt Schaub (1st selection)
 DE Mario Williams (2nd selection)

2011

RB Arian Foster (1st selection)
 WR Andre Johnson (5th selection)
 FB Vonta Leach (1st selection)
 RB Arian Foster (2nd selection)
 CB Johnathan Joseph (1st selection)
 C Chris Myers (1st selection)
 DE Antonio Smith (1st selection)

2012

T Duane Brown (1st selection)
 TE Owen Daniels (2nd selection)
 RB Arian Foster (3rd selection)
 WR Andre Johnson (6th selection)
 CB Johnathan Joseph (2nd selection)
 C Chris Myers (2nd selection)
 QB Matt Schaub (2nd selection)
 LG Wade Smith (1st selection)
 DE J.J. Watt (1st selection)

2013

T Duane Brown (2nd selection)
 WR Andre Johnson (7th selection)
 DE J.J. Watt (2nd selection)

2014

RB Arian Foster (4th selection)
 DE J.J. Watt (3rd selection)

2015

WR DeAndre Hopkins (1st selection)
 DE J.J. Watt (4th selection)
 LS Jon Weeks (1st selection)

2016

DE/OLB Jadeveon Clowney (1st selection)

2017

DE/OLB Jadeveon Clowney (2nd selection)
 WR DeAndre Hopkins (2nd selection)

2018

DE/OLB Jadeveon Clowney (3rd selection)
 WR DeAndre Hopkins (3rd selection)
 ILB Benardrick McKinney (1st selection)
 RB Lamar Miller (1st selection)
 QB Deshaun Watson (1st selection)
 DE J.J. Watt (5th selection)

2019

WR DeAndre Hopkins (4th selection)
 T Laremy Tunsil (1st selection)
 QB Deshaun Watson (2nd selection)

NFL Pro Bowl Most Valuable Player

2010: QB Matt Schaub
2015: DE J.J. Watt (Defensive)
 *Began naming Off. and Def. MVP in 2014

Kansas City 101 AFC Coach of the Year

2011: Gary Kubiak

Kansas City 101 AFC Defensive Player of the Year

2012: DE J.J. Watt
2014: DE J.J. Watt
2015: DE J.J. Watt
2018: DE J.J. Watt

Associated Press NFL Player of the Week

2007: DE Mario Williams (Sept. 9)
 K Kris Brown (Oct. 7)
2008: WR Andre Johnson (Oct. 26)

AFC Player of the Month

2002

P Chad Stanley (Special Teams, Sept.)

2003

CB Marcus Coleman (Defense, Sept.)

2008

WR Andre Johnson (Offense, Oct.)

2010

RB Arian Foster (Offense, Sept.)

2011

RB Arian Foster (Offense, Oct.)
 OLB Connor Barwin (Defense, Nov.)

2012

DE J.J. Watt (Defense, Sept.)
 WR Andre Johnson (Offense, Nov.)
 DE J.J. Watt (Defense, Dec.)

2014

DE J.J. Watt (Defense, Sept.)
 DE J.J. Watt (Defense, Dec.)

2015

DE J.J. Watt (Defense, Nov.)
 OLB Whitney Mercilus (Defense, Dec.)

2016

S Quintin Demps (Defense, Dec.)

2017

QB Deshaun Watson (Offense, Oct.)

2018

DE J.J. Watt (Defense, Sept.)
 K Ka'imi Fairbairn (Special Teams, Dec.)

2019

QB Deshaun Watson (Offense, Oct.)

NFL Player of the Month

2007

WR/KR André Davis (Special Teams, Dec.)

AFC Player of the Week

2002

CB Aaron Glenn (Defense, Dec. 8)
 WR Avion Black (Special Teams, Dec. 15)

2003

P Chad Stanley (Special Teams, Nov. 2)

2004

K Kris Brown (Special Teams, Sept. 26)

2005

WR Jerome Mathis (Special Teams, Oct. 30)

2006

WR Andre Johnson (Offense, Oct. 1)
 LB DeMeco Ryans (Defense, Dec. 3)
 K Kris Brown (Special Teams, Dec. 24)

2007

DE Mario Williams (Defense, Sept. 9)
 K Kris Brown (Special Teams, Oct. 7)
 WR André Davis (Special Teams, Dec. 9)
 DE Mario Williams (Defense, Dec. 13)

2008

WR Jacoby Jones (Special Teams, Oct. 12)
 WR Jacoby Jones (Special Teams, Oct. 26)
 QB Matt Schaub (Offense, Dec. 7)
 RB Steve Slaton (Offense, Dec. 1)

2009

QB Matt Schaub (Offense, Sept. 20)
 WR Jacoby Jones (Special Teams, Oct. 4)
 LB Brian Cushing (Defense, Oct. 18)
 LB Brian Cushing (Defense, Nov. 1)

TEXANS HONORS

2010

RB Arian Foster (Offense, Sept. 15)
WR Andre Johnson (Offense, Sept. 22)
QB Matt Schaub (Offense, Oct. 20)
CB Glover Quin (Defense, Dec. 1)

2011

RB Arian Foster (Offense, Oct. 5 & Oct. 26)

2012

DE J.J. Watt (Defense, Sept. 19)
QB Matt Schaub (Offense, Nov. 21)
DE J.J. Watt (Defense, Dec. 19)

2014

DE J.J. Watt (Defense, Oct. 1)
DE J.J. Watt (Defense, Nov. 19)
QB Ryan Fitzpatrick (Offense, Dec. 3)
K Randy Bullock (Special Teams, Dec. 24)

2015

WR DeAndre Hopkins (Offense, Week 6)
DE J.J. Watt (Defense, Week 11)
DE J.J. Watt (Defense, Week 17)

2016

OLB Whitney Mercilus (Defense, Week 1)
WR Will Fuller V (Special Teams, Week 4)
P Shane Lechler (Special Teams, Week 8)

2017

QB Deshaun Watson (Offense, Week 4)
CB Johnathan Joseph (Defense, Week 6)

2018

DE/OLB Jadeveon Clowney (Defense, Week 4)
DE J.J. Watt (Defense, Week 12)
K Ka'imi Fairbairn (Special Teams, Week 15)

2019

OLB Whitney Mercilus (Defense, Week 2)
QB Deshaun Watson (Offense, Week 3)
QB Deshaun Watson (Offense, Week 5)
QB Deshaun Watson (Offense, Week 13)
DE Angelo Blackson (Special Teams, Week 15)

NFL Rookie of the Week

2003

WR Andre Johnson (Sept. 28)
RB Domanick Davis (Oct. 19)
RB Domanick Davis (Oct. 26)
RB Domanick Davis (Nov. 2)
RB Domanick Davis (Nov. 9)
WR Andre Johnson (Nov. 16)
RB Domanick Davis (Nov. 30)

2011

QB T.J. Yates (Dec. 13)

NFL Rookie of the Month

2003: RB Domanick Davis (Oct.)
2006: LB DeMeco Ryans (Dec.)
2007: DT Amobi Okoye (Sept.)
2008: RB Steve Slaton (Dec.)
2009: ILB Brian Cushing (Nov.)
ILB Brian Cushing (Dec.)
2013: WR DeAndre Hopkins (Sept.)
2017: QB Deshaun Watson (Oct.)

NFL Rookie of the Year

2003: RB Domanick Davis

NFL Coach of the Week

2002: Dom Capers (Sept. 8)
2003: Dom Capers (Sept. 28)

NFL Alumni Player of the Year

2005: KR Jerome Mathis (Kick Returner)
2006: WR Andre Johnson (Wide Receiver)
2007: DE Mario Williams (Defensive Lineman)
2008: WR Andre Johnson (Wide Receiver)
2009: WR Andre Johnson (Wide Receiver)

NFL Players Association

Rookie of the Week

2008: RB Steve Slaton (Oct. 5)

College & Pro Football News Weekly All-Pro

2002: CB Aaron Glenn

ESPN.com All-Pro

2003: P Chad Stanley
2008: WR Andre Johnson

ESPN.com All-Rookie

2004: CB Dunta Robinson

FedEx Air Player of the Week

2010: QB Matt Schaub (Week 2)
2012: QB Matt Schaub (Week 11)
2014: QB Ryan Fitzpatrick (Week 13)
2017: QB Deshaun Watson (Week 4)

FedEx Ground Player of the Week

2010: RB Arian Foster (Week 1)
RB Arian Foster (Week 17)

GMC Never Say Never Moment of the Week

2013: Week 1, ILB Brian Cushing game-tying INT return at San Diego

Madden Most Valuable Protectors

2011: Week 7 (LT Duane Brown, LG Wade Smith, C Chris Myers, RG Mike Brisiel, RT Eric Winston)
2012: Week 4 (LT Duane Brown, LG Wade Smith, C Chris Myers, RG Antoine Caldwell, RT Derek Newton)
2012: Week 13 (LT Duane Brown, LG Wade Smith, C Chris Myers, RG Ben Jones, RT Ryan Harris)

Football Digest All-Pro

2002: CB Aaron Glenn (2nd team)
2004: WR Andre Johnson (2nd team)

KFFL All-Rookie Team

2003: RB Domanick Davis
WR Andre Johnson

Mickey Herskowitz Award

2004: QB David Carr
2005: CB Dunta Robinson
2006: DE N.D. Kalu
2007: T Ephraim Salaam
2008: WR Andre Johnson

Pro Football Weekly/PFWA Defensive Most Valuable Player

2012: DE J.J. Watt
2014: DE J.J. Watt
2015: DE J.J. Watt

Pro Football Weekly/PFWA All-NFL

2005: KR Jerome Mathis
2008: WR Andre Johnson
2009: WR Andre Johnson
ILB Brian Cushing
2011: CB Johnathan Joseph
2012: T Duane Brown
DE J.J. Watt
2013: DE J.J. Watt
2014: DE J.J. Watt
2015: DE J.J. Watt
WR DeAndre Hopkins
2016: DE/OLB Jadeveon Clowney
2017: WR DeAndre Hopkins
2018: WR DeAndre Hopkins
DE J.J. Watt

Pro Football Weekly All-AFC

2002: CB Aaron Glenn
DE Gary Walker
2005: KR Jerome Mathis
2008: WR Andre Johnson
2009: WR Andre Johnson
LB Brian Cushing
2011: T Duane Brown
ILB Brian Cushing
CB Johnathan Joseph
2012: T Duane Brown
DE J.J. Watt
2013: DE J.J. Watt
2014: DE J.J. Watt
2015: DE J.J. Watt
WR DeAndre Hopkins
2016: DE/OLB Jadeveon Clowney
2017: DE/OLB Jadeveon Clowney
WR DeAndre Hopkins
2018: WR DeAndre Hopkins
DE J.J. Watt
2019: WR DeAndre Hopkins

Pro Football Weekly All-Rookie

2002: QB David Carr
2003: RB Domanick Davis
WR Andre Johnson
2005: KR Jerome Mathis
2006: TE Owen Daniels
LB DeMeco Ryans
2007: DT Amobi Okoye
2008: LB Xavier Adibi
2009: ILB Brian Cushing
2011: DE J.J. Watt
2013: WR DeAndre Hopkins
2017: QB Deshaun Watson
2019: T Tytus Howard

Pro Football Weekly Most Improved

2010: RB Arian Foster

TEXANS HONORS

Pro Football Weekly Rookie of the Year

2004: CB Dunta Robinson (Defense)
2006: LB DeMeco Ryans (Defense)
2009: ILB Brian Cushing (Defense)

Sports Illustrated All-Pro Team

2005: KR Jerome Mathis
2008: WR Andre Johnson
2011: T Eric Winston

Sports Illustrated Sportsperson of the Year

2017: DE J.J. Watt

SI.com Coordinator of the Year

2011: Wade Phillips, Defensive Coordinator

Sporting News All-Rookie Team

2008: LB Xavier Adibi
2009: ILB Brian Cushing

Sporting News All-Pro

2002: CB Aaron Glenn
2005: KR Jerome Mathis
2008: DE Mario Williams
 WR Andre Johnson
2009: WR Andre Johnson
2010: RB Arian Foster
 WR Andre Johnson
2018: WR DeAndre Hopkins
 DE J.J. Watt

Sporting News Coordinator of the Year

2011: Wade Phillips, Defensive Coordinator

Sporting News Defensive Player of the Year

2014: DE J.J. Watt
2015: DE J.J. Watt

CNN's Peter King's Player of the Week

2008: QB Matt Schaub (Offense, Dec. 7)
 WR Jacoby Jones (Special Teams, Oct. 26)
 WR Andre Johnson (Offense, Dec. 14)

ESPN ESPY'S

2011: RB Arian Foster (Strongest Performance)

Touchdown Club Player of the Year

2004: WR Andre Johnson
2005: RB Domanick Davis
2006: WR Andre Johnson
2007: LB DeMeco Ryans
2008: WR Andre Johnson

USA Today All-Joe Team

2002: DT Seth Payne
2003: T Chester Pitts
 DE Corey Sears
2004: G Chester Pitts
 P Chad Stanley
2005: RB Jonathan Wells
2006: DE Anthony Weaver
2007: LB Morlon Greenwood
 CB Von Hutchins
 T Eric Winston

2008: FB Vonta Leach
 CB Antwaun Molden
 WR Kevin Walter
 G Mike Brisiel

2009: S Bernard Pollard
2011: RG Mike Brisiel
 OLB Connor Barwin
 T Duane Brown
 RB Ben Tate
 DE J.J. Watt

2012: OLB Bryan Braman
 FB James Casey

Walter Payton NFL Man of the Year

2017: DE J.J. Watt

Ed Block Courage Award

2002: CB Jason Bell
2003: CB Aaron Glenn
2004: DT Seth Payne
2005: WR Jabar Gaffney
2006: LB Kailee Wong
2007: DE Anthony Weaver
2008: WR Harry Williams
2009: LB Zac Diles
2010: TE Joel Dreessen
2011: LB DeMeco Ryans
2012: QB Matt Schaub
2013: ILB Brian Cushing
2014: G David Quessenberry
2015: DE/OLB Jadeveon Clowney
2016: T Duane Brown
2017: T Derek Newton
2018: S Andre Hal
2019: S Justin Reid

Deacon Jones Award

2015: DE J.J. Watt

TEXANS DRAFT HISTORY

2002

Rd	Pick	Player	College	Pos.
1	1	David Carr	Fresno State	QB
2	33	Jabar Gaffney	Florida	WR
2	50	Chester Pitts	San Diego State	T
3	66	Fred Weary	Tennessee	G
3	83	Charles Hill	Maryland	DT
4	99	Jonathan Wells	Ohio State	RB
5	136	Jarrod Baxter	New Mexico	FB
5	153	Ramon Walker	Pittsburgh	FS
6	173	DeMarcus Faggins	Kansas State	CB
6	190	Howard Green	LSU	DT
7	229	Greg White	Minnesota	LB
7	261	Ahmad Miller	UNLV	DT

Supplemental Draft

6		Milford Brown	Florida State	G
---	--	---------------	---------------	---

2003

Rd	Pick	Player	College	Pos.
1	3	Andre Johnson	Miami	WR
2	41	*Bennie Joppru	Michigan	TE
3	67	Antwan Peek	Cincinnati	LB
3	75	Seth Wand	NW Missouri St.	T
3	88	Dave Ragone	Louisville	QB
4	104	Domanick Davis	LSU	RB
6	192	Drew Henson	Michigan	QB
6	214	Keith Wright	Missouri	DT
7	217	Curry Burns	Louisville	SS
7	233	Chance Pearce	Texas A&M	LS

Supplemental Draft

2		Tony Hollings	Georgia Tech	RB
---	--	---------------	--------------	----

2004

Rd	Pick	Player	College	Pos.
1	10	Dunta Robinson	South Carolina	CB
1	27	Jason Babin	Western Michigan	LB
4	122	Glenn Earl	Notre Dame	SS
6	170	Vontez Duff	Notre Dame	CB
6	175	Jammal Lord	Nebraska	FS
6	200	Charlie Anderson	Mississippi	LB
7	210	Raheem Orr	Rutgers	LB
7	211	Sloan Thomas	Texas	WR
7	248	B.J. Symons	Texas Tech	QB

2005

Rd	Pick	Player	College	Pos.
1	16	Travis Johnson	Florida State	DT
3	73	Vernand Morency	Oklahoma State	RB
4	114	Jerome Mathis	Hampton	WR
5	151	Drew Hodgdon	Arizona State	C
6	188	C.C. Brown	La.-Lafayette	SS
7	227	Kenneth Pettway	Grambling State	LB

2006

Rd	Pick	Player	College	Pos.
1	1	Mario Williams	North Carolina St.	DE
2	33	DeMeco Ryans	Alabama	LB
3	65	Charles Spencer	Pittsburgh	T
3	66	Eric Winston	Miami	T
4	98	Owen Daniels	Wisconsin	TE
6	170	Wali Lundy	Virginia	RB
7	251	David Anderson	Colorado State	WR

2007

Rd	Pick	Player	College	Pos.
1	10	Amobi Okoye	Louisville	DT
3	73	Jacoby Jones	Lane College	WR
4	123	Fred Bennett	South Carolina	CB
5	144	*Brandon Harrison	Stanford	S
5	163	Brandon Frye	Virginia Tech	T
6	183	Kasey Studdard	Texas	G
7	218	Zac Diles	Kansas State	LB

2008

Rd	Pick	Player	College	Pos.
1	26	Duane Brown	Virginia Tech	T
3	79	Antwaun Molden	Eastern Kentucky	CB
3	89	Steve Slaton	West Virginia	RB
4	118	Xavier Adibi	Virginia Tech	LB
5	151	Frank Okam	Texas	DT
6	173	Dominique Barber	Minnesota	S
7	223	Alex Brink	Washington State	QB

2009

Rd	Pick	Player	College	Pos.
1	15	Brian Cushing	USC	LB
2	46	Connor Barwin	Cincinnati	DE
3	77	Antoine Caldwell	Alabama	C
4	112	Glover Quin	New Mexico	CB
4	122	Anthony Hill	North Carolina St.	TE
5	152	James Casey	Rice	TE
6	188	Brice McCain	Utah	CB
7	223	*Troy Nolan	Arizona State	S

2010

Rd	Pick	Player	College	Pos.
1	20	Kareem Jackson	Alabama	CB/S
2	58	*Ben Tate	Auburn	RB
3	81	Earl Mitchell	Arizona	DT
4	102	Darryl Sharpton	Miami	LB
4	118	Garrett Graham	Wisconsin	TE
5	144	Sherrick McManis	Northwestern	CB
6	187	Shelley Smith	Colorado State	G
6	197	*Trindon Holliday	LSU	WR
7	227	Dorin Dickerson	Pittsburgh	WR

2011

Rd	Pick	Player	College	Pos.
1	11	J.J. Watt	Wisconsin	DE
2	42	Brooks Reed	Arizona	OLB
2	60	Brandon Harris	Miami	CB
4	127	Roc Carmichael	Virginia Tech	CB
5	144	Shiloh Keo	Idaho	S
5	152	T.J. Yates	North Carolina	QB
7	214	Derek Newton	Arkansas State	T
7	254	Cheta Ozougwu	Rice	OLB

2012

Rd	Pick	Player	College	Pos.
1	26	Whitney Mercilus	Illinois	OLB
3	68	DeVier Posey	Ohio State	WR
3	76	Brandon Brooks	Miami (Ohio)	G
4	99	Ben Jones	Georgia	C
4	121	Keshawn Martin	Michigan State	WR
4	126	Jared Crick	Nebraska	DE
5	161	*Randy Bullock	Texas A&M	K
6	195	Nick Mondek	Purdue	T

NOTE: Some players played positions different than what is listed

TEXANS DRAFT HISTORY

2013

Rd	Pick	Player	College	Pos.
1	27	DeAndre Hopkins	Clemson	WR
2	58	D.J. Swearinger	South Carolina	S
3	89	*Brennan Williams	North Carolina	T
3	95	Sam Montgomery	LSU	OLB
4	124	*Trevardo Williams	Connecticut	OLB
6	176	*David Quessenberry	San Jose State	G
6	195	*Alan Bonner	Jacksonville State	WR
6	198	Chris Jones	Bowling Green	DT
6	201	Ryan Griffin	Connecticut	TE

2014

Rd	Pick	Player	College	Pos.
1	1	*Jadeveon Clowney	South Carolina	DE/OLB
2	33	Xavier Su'a-Filo	UCLA	G
3	65	C.J. Fiedorowicz	Iowa	TE
3	83	*Louis Nix III	Notre Dame	NT
4	135	Tom Savage	Pittsburgh	QB
6	177	Jeffrey Pagan	Alabama	DE
6	181	Alfred Blue	LSU	RB
6	211	Jay Prosch	Auburn	FB
7	216	Andre Hal	Vanderbilt	S
7	256	*Lonnie Ballentine	Memphis	S

2015

Rd	Pick	Player	College	Pos.
1	16	Kevin Johnson	Wake Forest	CB
2	43	Benardrick McKinney	Mississippi State	ILB
3	70	Jaelen Strong	Arizona State	WR
5	175	Keith Mumphery	Michigan State	WR
6	211	*Reshard Cliett	South Florida	LB
6	216	Christian Covington	Rice	DE
7	235	Kenny Hilliard	LSU	RB

2016

Rd	Pick	Player	College	Pos.
1	21	Will Fuller V	Notre Dame	WR
2	50	*Nick Martin	Notre Dame	C
3	85	*Braxton Miller	Ohio State	WR
4	119	Tyler Ervin	San Jose State	RB
5	159	K.J. Dillon	West Virginia	S
5	166	D.J. Reader	Clemson	NT

2017

Rd	Pick	Player	College	Pos.
1	12	*Deshaun Watson	Clemson	QB
2	57	Zach Cunningham	Vanderbilt	ILB
3	89	*D'Onta Foreman	Texas	RB
4	130	Julién Davenport	Bucknell	T
4	142	Carlos Watkins	Clemson	DE
5	169	Treston Decoud	Oregon State	S
7	243	Kyle Fuller	Baylor	C

2018

Rd	Pick	Player	College	Pos.
3	68	Justin Reid	Stanford	S
3	80	Martinas Rankin	Mississippi State	G
3	98	Jordan Akins	Central Florida	TE
4	103	Keke Coutee	Texas Tech	WR
6	177	Duke Ejirofor	Wake Forest	OLB
6	211	Jordan Thomas	Mississippi State	TE
6	214	Peter Kalambayi	Stanford	ILB
7	222	*Jermaine Kelly Jr.	San Jose State	CB

2019

Rd	Pick	Player	College	Pos.
1	23	Tytus Howard	Alabama State	T
2	54	Lonnie Johnson Jr.	Kentucky	CB
2	55	Max Scharping	Northern Illinois	T
3	86	*Kahale Warring	San Diego State	TE
5	161	Charles Omenihu	Texas	DE
6	195	Xavier Crawford	Central Michigan	CB
7	220	Cullen Gillaspia	Texas A&M	FB

2020


Rd	Pick	Player	College	Pos.
2	40	Ross Blacklock	TCU	DT
3	90	Jonathan Greenard	Florida	OLB
4	126	Charlie Heck	North Carolina	T
4	141	John Reid	Penn State	CB
5	171	Isaiah Coulter	Rhode Island	WR

FIRST-ROUND FACTORS

Since 2011, Houston's first-round picks have combined to make 14 Pro Bowls and 12 AP All-Pro teams. The Texans have had nine first-rounders earn spots on the PFW/PFWA All-Rookie Team, including DE J.J. Watt and their last two top picks (QB Deshaun Watson and G/T Tytus Howard).



J.J. Watt
2011



Deshaun Watson
2017



Tytus Howard
2019

Bold indicates made active roster that season
* Indicates placed on Injured Reserve

2002 FINAL STATISTICS (4-12)

Date	W/L	Score	Opponent	Attendance
9/8	W	19-10	Dallas	69,604*
9/15	L	3-24	at San Diego	56,098
9/22	L	3-23	Indianapolis	69,204*
9/29	L	17-35	at Philadelphia	64,867*
10/13	L	24-31	Buffalo	70,120*
10/20	L	17-34	at Cleveland	73,248*
10/27	W	21-19	at Jacksonville	53,721
11/3	L	3-38	Cincinnati	69,827*
11/10	L	10-17	at Tennessee	68,804*
11/17	L	21-24	Jacksonville	69,711*
11/24	W	16-14	N.Y. Giants	70,054*
12/1	L	3-19	at Indianapolis	56,820*
12/08	W	24-6	at Pittsburgh	58,551*
12/15	L	19-23	Baltimore	70,108*
12/22	L	10-26	at Washington	70,291
12/29	L	3-13	Tennessee	70,694*

*Sellouts

TEAM STATISTICS	TEXANS	Opponents
TOTAL FIRST DOWNS	208	291
Rushing	59	116
Passing	119	155
Penalty	30	20
3rd Down: Made/Att.	59/229	83/234
3rd Down Pct.	25.8	35.5
4th Down: Made/Att.	5/14	6/12
4th Down Pct.	35.7	50.0
TIME OF POSSESSION	28:06	31:54
TOTAL NET YARDS	3,572	5,230
Avg. Per Game	223.3	326.9
Total Plays	947	1,056
Avg. Per Play	3.8	5.0
NET YARDS RUSHING	1,347	2,089
Avg. Per Game	84.2	130.6
Total Rushes	424	509
Avg. Per Play	3.2	4.1
NET YARDS PASSING	2,225	3,141
Avg. Per Game	139.1	196.3
Sacked/Yards Lost	76/411	35/237
Gross Yards	2,636	3,378
Att./Completions	447/235	512/281
Completion Pct.	52.6	54.9
Had Intercepted	15	10
PUNTS/AVERAGE	116/40.7	98/39.7
NET PUNTING AVG.	116/36.8	98/33.1
PENALTIES/YARDS	136/1,011	102/955
FUMBLES/BALL LOST	34/14	23/11
TOUCHDOWNS	22	40
Rushing	6	14
Passing	11	23
Returns	5	3

SCORE BY PERIODS	1	2	3	4	OT	Total
TEXANS	37	56	51	69	0	213
Opponents	74	114	66	102	0	356

SCORING	TD	Ru	Pa	Rt	PAT	FG	SAF	TP
K. Brown	0	0	0	0	20/20	17/24	0	71
C. Bradford	6	0	6	0	0/0	0/0	0	36
D. Carr	3	3	0	0	0/0	0/0	0	18
B. Miller	3	0	3	0	0/0	0/0	0	18
J. Wells	3	3	0	0	0/0	0/0	0	18
A. Glenn	2	0	0	2a	0/0	0/0	0	12
J. Gaffney	1	0	1	0	0/0	0/0	0	8
J. Baxter	1	0	1	0	0/0	0/0	0	6
A. Black	1	0	0	1c	0/0	0/0	0	6
K. Williams	1	0	0	1d	0/0	0/0	0	6
K. Wright	1	0	0	1b	0/0	0/0	0	6
J. Allen	0	0	0	0	0/0	0/0	0	2
J. McClain	0	0	0	0	0/0	0/0	1	2
S. Payne	0	0	0	0	0/0	0/0	1	2
TEXANS	22	6	11	5	20/20	17/24	3	213
Opponents	40	14	23	3	38/38	24/34	2	356

a – Interception returns of 70 and 65 yards (12/8 at PIT); b – Fumble recovery of 40 yards (12/8 at PIT); c – Punt return of 76 yards (12/15 vs. BAL); d – Recovery of blocked punt (12/22 at WASH).

RUSHING	No.	Yds	Avg	Long	TD
J. Wells	197	529	2.7	37	3
J. Allen	155	519	3.3	32	0
D. Carr	59	282	4.8	20	3
J. Baxter	7	14	2.0	6	0
J. Lewis	3	8	2.7	5	0
C. Stanley	1	6	6.0	6	0
C. Bradford	2	-11	-5.5	0	0
TEXANS	424	1,347	3.2	37	6
Opponents	509	2,089	4.1	70	14

RECEIVING	No.	Yds	Avg	Long	TD
B. Miller	51	613	12.0	42	3
J. Allen	47	302	6.4	21	0
C. Bradford	45	697	15.5	81	6
J. Gaffney	41	483	11.8	27	1
J. Dawson	21	286	13.6	28	0
J. Wells	9	48	5.3	9	0
J. Holloway	7	73	10.4	24	0
A. Black	6	52	8.7	14	0
J. Baxter	5	33	6.6	14	1
J. Lewis	2	41	20.5	33	0
A. Harris	1	8	8.0	8	0
TEXANS	235	2,636	11.2	81	11
Opponents	281	3,378	12.0	57t	23

INTERCEPTIONS	No.	Yds	Avg	Long	TD
A. Glenn	5	181	36.2	70t	2
E. Brown	2	7	3.5	7	0
M. Coleman	1	0	0.0	0	0
J. Posey	1	0	0.0	0	0
M. Stevens	1	0	0.0	0	0
TEXANS	10	188	18.8	70t	2
Opponents	15	277	18.5	102t	1

PUNTING	No.	Yds	Avg	Net	TB	In	Lg	B
C. Stanley	114	4,720	41.4	36.8	6	36	62	2
TEXANS	116	4,720	40.7	36.8	6	36	62	2
Opponents	98	3,892	39.7	33.1	7	27	63	1

PUNT RETURNS	Ret	FC	Yds	Avg	Long	TD
J. Lewis	36	17	280	7.8	48	0
A. Black	14	3	188	13.4	76t	1
J. Gaffney	3	0	-3	-1.0	1	0
A. Glenn	0	0	47	---	47	0
TEXANS	53	20	512	9.7	76t	1
Opponents	58	34	328	5.7	46	0

KICKOFF RETURNS	No	Yds	Avg	Long	TD
J. Lewis	46	961	20.9	45	0
A. Black	24	529	22.0	49	0
C. Hill	2	0	0.0	0	0
M. Norris	2	11	5.5	10	0
J. Baxter	1	19	19.0	19	0
F. Murphy	1	0	0.0	0	0
C. Sears	1	9	9.0	9	0
TEXANS	77	1,529	19.9	49	0
Opponents	52	1,156	22.2	95t	1

FIELD GOALS	1-19	20-29	30-39	40-49	50+
K. Brown	0/1	3/3	1/1	11/14	2/5
TEXANS	0/1	3/3	1/1	11/14	2/5
Opponents	0/0	10/10	9/11	5/12	0/1

PASSING	Att	Comp	Yds	Cmp%	Yds/Att	TD	TD%	Int	Int%	Long	Sack/Lost	Rating
D. Carr	444	233	2,592	52.5	5.8	9	2.0	15	3.4	81	76/411	62.8
J. Gaffney	1	1	39	100.0	39.0	1	100.0	0	0.0	39t	0/0	158.3
J. Allen	2	1	5	50.0	2.5	1	50.0	0	0.0	5t	0/0	95.8
TEXANS	447	235	2,636	52.6	5.9	11	2.5	15	3.4	81	76/411	64.7
Opponents	512	281	3,378	54.9	6.6	23	4.5	10	2.0	57t	35/237	82.1

2002 FINAL STATISTICS (4-12)

DEFENSIVE STATISTICS

Based on Coaches Film Review

TACKLES	Solo	Asst	Total	Sk Yds	QB Press	INT- Yards	Pass Def.	Forced Fumbles	Fumble Recoveries
J.Foreman	110	83	193	0.0-0	3	0-0	4	1	0
J.Sharper	91	87	178	5.5-27	8	0-0	5	2	3
S.Payne	57	90	147	1.0-4	11	0-0	0	0	0
M.Stevens	47	70	117	0.0-0	0	1-0	0	0	0
G.Walker	46	69	115	6.5-33	42	0-0	0	1	1
J.Deloach	30	73	103	1.0-10	11	0-0	0	0	0
E.Brown	52	43	95	0.5-3	1	2-7	7	1	0
M.Coleman	56	34	90	0.0-0	0	1-0	30	0	2
K.Wong	44	45	89	5.5-22	27	0-0	2	1	0
A.Glenn	45	27	72	1.0-10	1	5-181	16	0	0
J.Posey	43	28	71	8.0-77	22	1-0	1	2	0
K.Mitchell	25	23	48	1.0-7	4	0-0	0	1	0
C.Sears	12	35	47	1.0-9	7	0-0	0	0	0
K.Wright	24	10	34	1.0-13	3	0-0	9	0	1
K.Williams	13	9	22	0.0-0	0	0-0	0	0	0
J.Simmons	9	5	14	1.0-10	4	0-0	2	0	1
R.Walker	2	3	5	0.0-0	0	0-0	0	0	0
C.Carter	1	3	4	1.0-9	0	0-0	0	0	0
C.Hill	0	3	3	0.0-0	0	0-0	0	0	0
P.Dennis	0	1	1	0.0-0	0	0-0	0	0	0
E.Flowers	1	0	1	0.0-0	0	0-0	1	0	0
J.Bell	0	0	0	0.0-0	0	0-0	2	0	0
J.McClain	0	0	0	0.0-0	0	0-0	0	0	0
TEXANS	0	0	0	1.0-3	0	0-0	0	0	0
Opponents	708	741	1,449	35.0-237	144	10-188	79	9	8

SPECIAL TEAMS STATISTICS

SPECIAL TEAMS	Solo	Asst	Total	Blocked Punts	Forced Fumbles	Fumble Recoveries
J.Bell	14	2	16	0	0	1
Y.Evans	10	4	14	0	0	1
J.Simmons	2	2	14	0	1	0
C.Carter	9	3	12	0	0	0
J.Foreman	9	1	10	0	0	0
F.Murphy	8	1	9	0	0	0
R.Walker	7	2	9	0	1	0
J.McClain	4	4	8	1	0	0
K.Wright	5	3	8	0	0	0
K.Williams	7	0	7	0	0	0
E.Flowers	5	1	6	0	0	0
M.Norris	2	4	6	0	0	0
J.Posey	6	0	6	0	0	0
E.Brown	2	3	5	0	0	0
P.Dennis	3	2	5	0	0	0
J.Lamar	4	1	5	0	0	0
S.McDermott	3	2	5	0	0	0
M.Coleman	2	0	2	0	0	0
J.Dawson	2	0	2	0	0	0
J.Allen	1	0	1	0	0	0
A.Black	1	0	1	0	0	0
C.Bradford	1	0	1	0	0	0
B.Miller	1	0	1	0	0	1
C.Stanley	1	0	1	0	0	0
M.Stevens	1	0	1	0	0	0
TEXANS	110	35	155	1	2	3

2003 FINAL STATISTICS (5-11)

Date	W/L	Score	Opponent	Attendance
9/7	W	21-20	at Miami	73,010*
9/14	L	10-31	at New Orleans	68,390*
9/21	L	14-42	Kansas City	70,487*
9/28	W	24-20	Jacksonville	70,041*
10/12	L	17-38	at Tennessee	68,809*
10/19	L	14-19	N.Y. Jets	70,623*
10/26	L	21-30	at Indianapolis	56,132*
11/2	W	14-10	Carolina	70,052*
11/9	L	27-34	at Cincinnati	50,437
11/16	W	12-10	at Buffalo	72,677*
11/23	L	20-23 OT	New England	70,719*
11/30	W	17-13	Atlanta	70,388*
12/7	L	0-27	at Jacksonville	43,363
12/14	L	3-16	at Tampa Bay	65,124*
12/21	L	24-27	Tennessee	70,758*
12/28	L	17-20	Indianapolis	70,680*

*Sellouts

TEAM STATISTICS

	Texans	Opponents
TOTAL FIRST DOWNS	237	336
Rushing	86	130
Passing	127	179
Penalty	24	27
3rd Down: Made/Att.	63/204	89/222
3rd Down Pct.	30.9	40.1
4th Down: Made/Att.	9/14	10/14
4th Down Pct.	64.3	71.4
TIME OF POSSESSION	27:39	32:21
TOTAL NET YARDS	4,306	6,082
Avg. Per Game	269.1	380.1
Total Plays	896	1,054
Avg. Per Play	4.8	5.8
NET YARDS RUSHING	1,651	2,370
Avg. Per Game	103.2	148.1
Total Rushes	421	533
Avg. Per Play	3.9	4.4
NET YARDS PASSING	2,655	3,712
Avg. Per Game	165.9	232.0
Sacked/Yards Lost	36/186	19/123
Gross Yards	2,841	3,835
Att./Completions	439/248	502/297
Completion Pct.	56.5	59.2
Had Intercepted	18	14
PUNTS/AVERAGE	97/41.5	75/41.7
NET PUNTING AVG.	36.7	35.8
PENALTIES/YARDS	121/961	96/767
FUMBLES/BALL LOST	18/9	18/8
TOUCHDOWNS	29	42
Rushing	14	15
Passing	14	22
Returns	1	5

SCORE BY PERIODS

	1	2	3	4	OT	Total
TEXANS	23	87	84	61	0	255
Opponents	64	115	73	125	3	380

SCORING

	TD	Ru	Pa	Rt	PAT	FG	SAF	TP
K.Brown	0	0	0	0	27/27	18/22	0	81
D.Davis	8	8	0	0	0/0	0/0	0	48
C.Bradford	4	0	4	0	0/0	0/0	0	24
A.Johnson	4	0	4	0	0/0	0/0	0	24
S.Mack	4	4	0	0	0/0	0/0	0	24
B.Miller	3	0	3	0	0/0	0/0	0	18
D.Carr	2	2	0	0	0/0	0/0	0	12
J.Gaffney	2	0	2	0	0/0	0/0	0	12
D.Armstrong	1	0	1	0	0/0	0/0	0	6
M.McCree	1	0	0*	1	0/0	0/0	0	6
TEXANS	29	14	14	1	27/27	18/22	0	255
Opponents	42	15	22	5	40/40	28/35	2	380

* M.McCree 95-yd int return, vs. TEN (12/21).

RUSHING	No.	Yds	Avg	Long	TD
D.Davis	238	1,031	4.3	51	8
S.Mack	93	253	2.7	13	4
D.Carr	27	151	5.6	36	2
T.Hollings	38	102	2.7	17	0
D.Ragone	6	51	8.5	14	0
T.Banks	6	27	4.5	13	0
J.Wells	5	14	2.8	10	0
J.Gaffney	1	13	13.0	13	0
C.Stanley	1	12	12.0	12	0
J.Simmons	1	7	7.0	7	0
A.Johnson	5	-10	-2.0	11	0
TEXANS	421	1,651	3.9	51	14
Opponents	533	2,370	4.4	64	15

RECEIVING	No.	Yds	Avg	Long	TD
A.Johnson	66	976	14.8	46t	4
D.Davis	47	351	7.5	17	0
B.Miller	40	355	8.9	25	3
J.Gaffney	34	402	11.8	33	2
C.Bradford	24	460	19.2	78t	4
S.Mack	9	55	6.1	10	0
J.Holloway	8	84	10.5	33	0
D.Armstrong	7	75	10.7	18	1
M.Norris	7	40	5.7	11	0
T.Hollings	2	25	12.5	19	0
J.Wells	2	17	8.5	12	0
M.Coleman	1	6	6.0	6	0
D.Ragone	1	-5	-5.0	-5	0
TEXANS	248	2,841	11.5	78t	14
Opponents	297	3,835	12.9	84t	22

INTERCEPTIONS	No.	Yds	Avg	Long	TD
M.Coleman	7	95	13.6	41	0
K.Wright	3	-2	-.7	0	0
M.McCree	1	95	95.0	95t	1
M.Stevens	1	12	12.0	12	0
E.Brown	1	5	5.0	5	0
A.Glenn	1	0	0.0	0	0
TEXANS	14	205	14.6	95t	1
Opponents	18	207	11.5	51t	3

PUNTING	No.	Yds	Avg	Net	TB	In	Lg	B
C.Stanley	97	4,028	41.5	36.7	3	36	58	0
TEXANS	97	4,028	41.5	36.7	3	36	58	0
Opponents	75	3,130	41.7	35.8	9	20	59	1

PUNT RETURNS	Ret	FC	Yds	Avg	Long	TD
J.Moses	36	7	244	6.8	40	0
J.Gaffney	4	1	22	5.5	15	0
TEXANS	40	8	266	6.7	40	0
Opponents	43	37	407	9.5	73t	1

KICKOFF RETURNS	No	Yds	Avg	Long	TD
J.Moses	58	1,355	23.4	70	0
T.Hollings	8	142	17.8	30	0
M.Norris	5	71	14.2	19	0
D.Davis	3	61	20.3	28	0
D.Vaughn	3	47	15.7	22	0
J.Wells	2	24	12.0	14	0
T.Martin	1	0	0.0	0	0
TEXANS	80	1,700	21.3	70	0
Opponents	53	1,149	21.7	49	0

FIELD GOALS	1-19	20-29	30-39	40-49	50+
K.Brown	1/1	3/3	8/8	5/6	1/4
TEXANS	1/1	3/3	8/8	5/6	1/4
Opponents	0/0	13/14	10/12	5/9	0/0

PASSING	Att	Comp	Yds	Cmp%	Yds/Att	TD	TD%	Int	Int%	Long	Sack/Lost	Rating
D.Carr	295	167	2,013	56.6	6.8	9	3.1	13	4.4	78t	15/90	69.5
T.Banks	102	61	693	59.8	6.8	5	4.9	3	2.9	46t	13/57	84.3
D.Ragone	40	20	135	50.0	3.4	0	0.0	1	2.5	24	8/39	47.4
S.Mack	1	0	0	0.0	0.0	0	0.0	1	100.0	0	0/0	0.0
J.Gaffney	1	0	0	0.0	0.0	0	0.0	0	0.0	0	0/0	39.6
TEXANS	439	248	2,841	56.5	6.5	14	3.2	18	4.1	78t	36/186	69.7
Opponents	502	297	3,835	59.2	7.6	22	4.4	14	2.8	84t	19/123	86.2

2003 FINAL STATISTICS (5-11)

DEFENSIVE STATISTICS

Based on Coaches Film Review

TACKLES	Solo	Asst	Total	Sk Yds	QB Press	INT- Yards	Pass Def.	Forced Fumbles	Fumble Recoveries
J.Sharper	117	78	195	4.0-19	3	0-0	2	3	0
J.Foreman	107	73	180	2.0-3	3	0-0	2	1	2
E.Brown	74	46	120	0.5-6	0	1-5	2	3	0
J.Deloach	43	66	109	0.0-0	9	0-0	2	0	0
S.Martin	46	46	92	1.0-6	13	0-0	3	0	0
K.Wong	51	35	86	3.0-14	26	0-0	4	1	0
M.Coleman	55	22	77	0.0-0	1	7-95	23	1	0
C.Sears	30	45	75	1.0-10	7	0-0	0	0	1
M.McCree	31	28	59	0.0-0	0	1-95	3	0	0
K.Wright	38	15	53	1.0-9	1	3--2	14	0	0
J.Ioane	21	31	52	0.5-2	9	0-0	0	0	0
M.Stevens	25	14	39	0.0-0	0	1-12	3	0	1
S.Foley	21	9	30	1.0-9	4	0-0	1	0	0
A.Glenn	23	6	29	0.0-0	0	1-0	16	0	0
C.Clemons	17	11	28	1.0-8	11	0-0	3	0	2
A.PEEK	20	8	28	1.0-12	5	0-0	3	0	0
J.Simmons	16	7	23	0.0-0	1	0-0	4	0	0
G.Walker	13	9	22	0.0-0	10	0-0	1	0	0
T.Martin	6	11	17	0.0-0	2	0-0	0	0	0
S.Payne	6	5	11	1.0-7	1	0-0	0	0	0
D.Faggins	6	5	11	0.0-0	0	0-0	12	0	0
S.Orr	6	3	9	2.0-18	3	0-0	0	0	1
D.Vaughn	7	0	7	0.0-0	0	0-0	2	0	0
J.Slecht	2	4	6	0.0-0	0	0-0	0	0	0
J.Bell	1	0	1	0.0-0	0	0-0	1	0	0
T.Evans	1	0	1	0.0-0	0	0-0	0	0	0
R.Walker	1	0	1	0.0-0	0	0-0	0	0	0
TEXANS	784	577	1,361	19.0-117	109	14-205	101	9	7

SPECIAL TEAMS STATISTICS

SPECIAL TEAMS	Solo	Asst	Total	PAT	Blocks Punt	FG	Forced Fumbles	Fumble Recoveries
R.Walker	13	4	17	0	1	1	0	0
J.Bell	10	5	15	0	0	0	0	0
T.Evans	11	4	15	0	0	0	1	0
J.Simmons	10	4	14	0	0	0	0	0
D.Vaughn	11	2	13	0	0	0	0	0
J.Wells	7	6	13	0	0	0	0	0
M.Norris	4	4	8	0	0	0	0	0
K.Wright	5	2	7	0	0	0	0	0
J.McClain	3	3	6	0	0	0	0	0
E.Brown	5	1	6	0	0	1	0	0
S.Foley	5	0	5	0	0	0	0	0
K.Brown	4	0	4	0	0	0	0	0
D.Faggins	4	0	4	0	0	0	0	0
M.McCree	2	1	3	0	0	0	1	0
M.Stevens	3	0	3	0	0	0	0	0
T.Carroll	0	3	3	0	0	0	0	0
B.Pittman	2	1	3	0	0	0	0	0
A.PEEK	1	1	2	0	0	0	0	0
S.Orr	1	1	2	0	0	0	0	1
D.Davis	1	0	1	0	0	0	0	0
C.Bradford	1	0	1	0	0	0	0	0
C.Clemons	1	0	1	0	0	0	0	0
M.Coleman	1	0	1	0	0	0	0	0
K.Wright	1	0	1	0	0	0	0	0
A.Johnson	1	0	1	0	0	0	0	0
M.Murphy	0	1	1	0	0	0	0	0
C.Burns	0	1	1	0	0	0	0	0
TEXANS	107	44	151	0	1	2	2	1

2004 FINAL STATISTICS (7-9)

Date	W/L	Score	Opponent	Attendance
9/12	L	20-27	San Diego	70,255*
9/19	L	16-28	at Detroit	61,465
9/26	W	24-21	at Kansas City	77,433*
10/3	W	30-17	Oakland	70,741*
10/10	L	28-34 OT	Minnesota	70,718*
10/17	W	20-10	at Tennessee	68,932*
10/31	W	20-6	Jacksonville	70,502*
11/7	L	13-31	at Denver	74,292*
11/14	L	14-49	at Indianapolis	56,511*
11/21	L	13-16	Green Bay	70,769*
11/28	W	31-21	Tennessee	70,721*
12/5	L	7-29	at N.Y. Jets	77,875
12/12	L	14-23	Indianapolis	70,762*
12/19	W	24-5	at Chicago	62,122*
12/26	W	21-0	at Jacksonville	66,227
1/2/05	L	22-14	Cleveland	70,724*

*Sellouts

TEAM STATISTICS	TEXANS	Opponents
TOTAL FIRST DOWNS	300	304
Rushing	103	89
Passing	174	194
Penalty	23	21
3rd Down: Made/Att	81/211	89/205
3rd Down Pct.	38.4	43.4
4th Down: Made/Att	13/21	1/6
4th Down Pct.	61.9	16.7
POSSESSION AVG.	29:59	30:01
TOTAL NET YARDS	5,128	5,458
Avg. Per Game	320.5	341.1
Total Plays	1,001	971
Avg. Per Play	5.1	5.6
NET YARDS RUSHING	1,882	1,843
Avg. Per Game	117.6	115.2
Total Rushes	481	417
NET YARDS PASSING	3,246	3,615
Avg. Per Game	202.9	225.9
Sacked/Yards Lost	49/301	24/161
Gross Yards	3,547	3,776
Att./Completions	471/286	530/344
Completion Pct.	60.7	64.9
Had Intercepted	14	22
PUNTS/AVERAGE	73/41.2	69/41.7
NET PUNTING AVG.	73/35.7	69/36.4
PENALTIES/YARDS	106/928	123/979
FUMBLES/BALL LOST	22/11	22/8
TOUCHDOWNS	37	39
Rushing	16	4
Passing	16	32
Returns	5	3

SCORE BY PERIODS	1	2	3	4	OT	Total
TEXANS	33	101	60	115	0	309
Opponents	65	105	85	82	6	339

SCORING	TD	Ru	Pa	Rt	PAT	FG	SAF	TP
K.Brown	0	0	0	0	34/34	17/24	0	85
D.Davis	14	13	1	0	0/0	0/0	0	84
A.Johnson	6	0	6	0	0/0	0/0	0	36
J.Wells	5	3	2	0	0/0	0/0	0	32
C.Bradford	3	0	3	0	0/0	0/0	0	18
J.Gaffney	2	0	2	0	0/0	0/0	0	12
C.Anderson-d	1	0	0	1	0/0	0/0	0	6
D.Armstrong	1	0	1	0	0/0	0/0	0	6
M.Coleman-a	1	0	0	1	0/0	0/0	0	6
D.Faggins-c	1	0	0	1	0/0	0/0	0	6
B.Miller	1	0	1	0	0/0	0/0	0	6
A.Peek-e	1	0	0	1	0/0	0/0	0	6
J.Sharper-b	1	0	0	1	0/0	0/0	0	6
TEXANS	37	16	16	5	32/32	17/24	0	309
Opponents	39	4	32	3	37/37	22/29	1	339

a-M.Coleman 102-yd interception return, at KC (9/26); b-J.Sharper 16-yd fumble return, vs. OAK (10/3); c-D.Faggins 43-yd interception return, vs. JAX (10/31); d-C. Anderson 60-yd fumble return, at CHI (12/19); e-A. Peek 66-yd fumble return, at JAX (12/26/04).

RUSHING	No.	Yds	Avg	Long	TD
D.Davis	302	1,188	3.9	44	13
D.Carr	73	299	4.1	24	0
J.Wells	82	299	3.6	14	3
T.Hollings	11	47	4.3	13	0
J.Gaffney	4	30	7.5	10	0
A.Johnson	4	12	3.0	14	0
C.Stanley	1	5	5.0	5	0
J.Baxter	2	1	0.5	1	0
J.Simmons	1	1	1.0	1	0
M.Norris	1	0	0.0	0	0

TEXANS	481	1,882	3.9	44	16
Opponents	417	1,843	4.4	55t	4

RECEIVING	No.	Yds	Avg	Long	TD
A.Johnson	79	1,142	14.5	54t	6
D.Davis	68	588	8.6	38	1
J.Gaffney	41	632	15.4	69	2
D.Armstrong	29	415	14.3	44	1
C.Bradford	27	399	14.8	47	3
B.Miller	17	178	10.5	27	1
J.Wells	11	79	7.2	28	2
T.Hollings	5	46	9.2	27	0
M.Bruener	4	52	13.0	27	0
M.Norris	4	13	3.3	7	0
J.Baxter	1	3	3.0	3	0

TEXANS	286	3,547	12.4	69	16
Opponents	344	3,776	11.0	80t	32

INTERCEPTIONS	No.	Yds	Avg	Long	TD
D.Robinson	6	146	24.3	61	0
A.Glenn	5	40	8.0	23	0
D.Faggins	3	47	15.7	43t	1
K.Wong	3	0	0.0	0	0
M.Coleman	2	116	58.0	102t	1
M.McCree	1	24	24.0	24	0
A.Peek	1	20	20.0	20	0
J.Simmons	1	0	0.0	0	0

TEXANS	22	393	17.9	102t	2
Opponents	14	157	11.2	77t	1

PUNTING	No.	Yds	Avg	Net	TB	In	Lg	B
C.Stanley	73	3,009	41.2	35.7	7	19	57	0
TEXANS	73	3,009	41.2	35.7	7	19	57	0
Opponents	69	2,880	41.7	36.4	2	24	64	1

PUNT RETURNS	Ret	FC	Yds	Avg	Long	TD
J.Moses	36	13	309	8.6	27	0
A.Glenn	4	0	22	5.5	18	0
D.Robinson	0	0	-2	---	-2	0

TEXANS	40	13	329	8.2	27	0
Opponents	30	24	265	8.8	46	0

KICKOFF RETURNS	No	Yds	Avg	Long	TD
J.Moses	59	1,303	22.1	49	0
J.Gaffney	2	31	15.5	27	0
M.Norris	2	25	12.5	15	0
T.Washington	2	27	13.5	16	0
J.Wells	2	27	13.5	18	0
T.Hollings	1	23	23.0	23	0
K.Starling	1	14	14.0	14	0
TEXANS	69	1,450	21.0	49	0
Opponents	60	1,386	23.1	99t	1

FIELD GOALS	1-19	20-29	30-39	40-49	50+
K.Brown	0/0	7/7	3/5	6/9	1/3
TEXANS	0/0	7/7	3/5	6/9	1/3
Opponents	0/0	7/7	3/7	10/13	2/2

PASSING	Att	Comp	Yds	Cmp%	Yds/Att	TD	TD%	Int	Int%	Long	Sack/Lost	Rating
D.Carr	466	285	3,531	61.2	7.6	16	3.4	14	3.0	69	49/301	83.5
T.Banks	2	1	16	50.0	8.0	0	0.0	0	0.0	16	0/0	77.1
J.Gaffney	3	0	0	0.0	0.0	0	0.0	0	0.0	0	0/0	39.6
TEXANS	471	286	3,547	60.7	7.5	16	3.4	14	3.0	69	49/301	83.0
Opponents	530	344	3,776	64.9	7.1	32	6.0	22	4.2	80t	24/161	88.7

2004 FINAL STATISTICS (7-9)

DEFENSIVE STATISTICS

Based on Coaches Film Review

TACKLES	Solo	Asst	Total	Sk Yds	QB Press	INT- Yards	Pass Def.	Forced Fumbles	Fumble Recoveries
J.Sharper	113	64	177	2.0-19	19	0-0	5	3	1
J.Foreman	67	35	102	0.0-0	2	0-0	0	0	1
R.Smith	38	62	100	3.0-21	22	0-0	6	0	0
K.Wong	65	30	95	5.5-29	39	3-0	2	1	1
D.Robinson	65	20	85	3.0-26	4	6-146	19	3	0
M.Coleman	49	31	80	0-0	0	2-116	8	0	0
S.Payne	34	44	78	2.0-16	12	0-0	0	0	0
G.Walker	25	52	77	0.5-4	36	0-0	1	1	0
J.Babin	51	25	76	4.0-19	45	0-0	1	0	2
G.Earl	32	34	66	0.0-0	0	0-0	1	0	0
A.Glenn	49	10	59	0.0-0	0	5-40	11	0	0
J.DeLoach	19	30	49	0.0-0	2	0-0	1	0	0
J.Simmons	35	11	46	0.0-0	2	1-0	0	1	0
D.Polk	26	19	45	1.0-1	0	0-0	0	0	1
D.Faggins	31	6	37	0.0-0	0	3-47	9	0	0
M.McCree	25	4	29	0.0-0	0	1-24	2	0	0
C.Sears	5	11	16	0.0-0	5	0-0	2	0	0
A.PEEK	10	2	12	2.0-16	7	1-20	0	1	1
K.Wright	7	1	8	1.0-10	0	0-0	0	0	0
E.Brown	3	2	5	0.0-0	0	0-0	0	0	0
J.Ioane	0	3	3	0.0-0	1	0-0	0	0	0
C.Anderson	1	0	1	0.0-0	1	0-0	0	0	1
TEXANS	750	496	1,246	24.0-161	197	22-393	68	10	8

SPECIAL TEAMS STATISTICS

SPECIAL TEAMS	Solo	Asst	Total	PAT	Blocks Punt	FG	Forced Fumbles	Fumble Recoveries
A.PEEK	10	8	18	0	1	0	0	0
T.Evans	8	8	16	0	0	0	0	0
C.Anderson	9	4	13	0	0	0	0	0
J.Wells	7	5	12	0	0	0	0	0
E.Brown	8	1	9	0	0	0	0	0
M.McCree	7	2	9	0	0	0	0	0
D.Polk	8	1	9	0	0	0	0	0
D.Faggins	6	1	7	0	0	0	0	0
M.Norris	4	3	7	0	0	0	0	0
J.Bell	5	1	6	0	0	0	0	0
K.Wright	4	1	5	0	0	0	0	0
K.Starling	4	0	4	0	0	0	0	0
J.Baxter	3	0	3	0	0	0	0	0
J.Simmons	3	0	3	0	0	0	0	0
C.Bradford	2	0	2	0	0	0	0	0
K.Brown	2	0	2	0	0	0	0	0
T.Hollings	1	1	2	0	0	0	0	0
Q.Monk	2	0	2	0	0	0	0	0
B.Pittman	1	1	2	0	0	0	0	0
J.Babin	0	1	1	0	0	0	0	0
G.Earl	1	0	1	0	0	0	0	0
A.Johnson	1	0	1	0	0	0	0	0
S.Orr	1	0	1	0	0	0	0	0
C.Pitts	1	0	1	0	0	0	0	0
TEXANS	98	38	136	0	1	0	0	0

2005 FINAL STATISTICS (2-14)

Date	W/L	Score	Opponent	Attendance
9/11	L	7-22	at Buffalo	71,781*
9/18	L	7-27	Pittsburgh	70,742*
10/2	L	10-16	at Cincinnati	65,714*
10/9	L	20-34	Tennessee	70,430*
10/16	L	10-42	at Seattle	66,196*
10/23	L	20-38	Indianapolis	70,621*
10/30	W	19-16	Cleveland	70,064*
11/6	L	14-21	at Jacksonville	64,613
11/13	L	17-31	at Indianapolis	57,209*
11/20	L	17-45	Kansas City	70,481*
11/27	L	27-33 OT	St. Louis	70,010*
12/4	L	15-16	at Baltimore	69,909*
12/11	L	10-13	at Tennessee	69,149*
12/18	W	30-19	Arizona	70,024*
12/24	L	20-38	Jacksonville	70,025*
1/1/06	L	17-20 OT	at San Francisco	67,970*

*Sellouts

TEAM STATISTICS	TEXANS	Opponents
TOTAL FIRST DOWNS	243	348
Rushing	89	123
Passing	142	188
Penalty	12	37
3rd Down: Made/Att	75/219	75/196
3rd Down Pct.	34.2%	38.3%
4th Down: Made/Att	8/17	13/20
4th Down Pct.	47.1%	65.0%
TIME OF POSSESSION	28:10	31:50
TOTAL NET YARDS	4,053	5,824
Avg. Per Game	253.3	364.0
Total Plays	954	1,012
Avg. Per Play	4.2	5.8
NET YARDS RUSHING	1,816	2,303
Avg. Per Game	113.5	143.9
Total Rushes	437	506
NET YARDS PASSING	2,237	3,521
Avg. Per Game	139.8	220.1
Sacked/Yards Lost	68/424	37/206
Gross Yards	2,661	3,727
Attempts/Completions	449/270	469/304
Completion Pct.	60.1%	64.8%
Had Intercepted	13	7
PUNTS / AVERAGE	77/38.8	63/40.1
NET PUNTING AVG.	35.7	34.4
PENALTIES / YARDS	106/854	105/846
FUMBLES / BALL LOST	30/11	24/9
TOUCHDOWNS	26	50
Rushing	9	21
Passing	15	24
Returns	2	5

SCORE BY PERIODS	1	2	3	4	OT	Total
TEXANS	40	111	64	45	0	260
Opponents	84	115	83	140	9	431

SCORING	TD	Ru	Pa	Rt	PAT	FG	SAF	TP
K.Brown	0	0	0	0	24/24	26/34	0	102
D.Davis	6	2	4	0	0/0	0/0	0	36
C.Bradford	5	0	5	0	0/0	0/0	1	32
J.Wells	4	4	0	0	0/0	0/0	0	24
J.Mathis	3	0	1	2a	0/0	0/0	0	18
V.Morency	2	2	0	0	0/0	0/0	0	12
A.Johnson	2	0	2	0	0/0	0/0	0	12
J.Gaffney	2	0	2	0	0/0	0/0	0	12
M.Norris	1	0	1	0	0/0	0/0	0	6
D.Carr	1	1	0	0	0/0	0/0	0	6
TEXANS	26	9	15	2	24/24	26/34	1	260
Opponents	50	21	24	5	47/47	28/32	0	431

a-89-yd. KO return, vs. Ind. (10/24/05); 99-yd. KO return, vs. K.C. (11/20/05).

RUSHING	No.	Yds	Avg	Long	TD
D.Davis	230	976	4.2	44	2
J.Wells	90	325	3.6	14t	4
D.Carr	56	308	5.5	20	1
V.Morency	46	184	4.0	25t	2
J.Gaffney	4	13	3.3	10	0
A.Johnson	6	10	1.7	5	0
K.Brown	1	4	4.0	4	0
C.Stanley	1	0	0.0	0	0
T.Banks	2	-2	-1.0	-1	0
C.Bradford	1	-2	-2.0	-2	0
TEXANS	437	1,816	4.2	44	9
Opponents	506	2,303	4.6	49	21

RECEIVING	No.	Yds	Avg	Long	TD
A.Johnson	63	688	10.9	53t	2
J.Gaffney	55	492	8.9	29	2
D.Davis	39	337	8.6	33	4
C.Bradford	34	436	12.8	50t	5
M.Rivers	24	168	7.0	20	0
J.Wells	22	179	8.1	20	0
V.Morency	10	87	8.7	16	0
D.Armstrong	9	115	12.8	28	0
J.Mathis	5	65	13.0	34t	1
D.Morgan	4	42	10.5	14	0
M.Murphy	2	26	13.0	14	0
M.Bruener	2	22	11.0	19	0
M.Norris	1	4	4.0	4t	1
TEXANS	270	2,661	9.9	53t	15
Opponents	304	3,727	12.3	56t	24

INTERCEPTIONS	No.	Yds	Avg	Long	TD
G.Earl	2	2	1.0	2	0
L.Sanders	1	29	29.0	29	0
M.Coleman	1	6	6.0	6	0
C.Brown	1	5	5.0	5	0
T.Evans	1	3	3.0	3	0
D.Robinson	1	1	1.0	1	0
TEXANS	7	46	6.6	29	0
Opponents	13	225	17.3	57t	3

PUNTING	No.	Yds	Avg	Net	TB	In	Lg	B
C.Stanley	77	2,990	38.8	35.7	1	29	61	0
TEXANS	77	2,990	38.8	35.7	1	29	61	0
Opponents	62	2,528	40.1	34.4	7	17	59	1

PUNT RETURNS	Ret	FC	Yds	Avg	Long	TD
P.Buchanon	12	6	101	8.4	37	0
J.Mathis	12	0	68	5.7	19	0
D.Morgan	3	0	30	10.0	23	0
D.Davis	3	1	24	8.0	21	0
TEXANS	30	7	223	7.4	37	0
Opponents	33	27	219	6.6	52t	1

KICKOFF RETURNS	No	Yds	Avg	Long	TD
J.Mathis	54	1,542	28.6	99t	2
V.Morency	20	437	21.9	31	0
J.Wells	5	106	21.2	40	0
T.Hollings	2	46	23.0	28	0
D.Davis	1	29	29.0	29	0
M.Bruener	1	11	11.0	11	0
M.Norris	1	2	2.0	2	0
TEXANS	84	2,173	25.9	99t	2
Opponents	55	1,194	21.7	71	0

FIELD GOALS	1-19	20-29	30-39	40-49	50+
K.Brown	0/0	9/9	12/17	4/6	1/2
TEXANS	0/0	9/9	12/17	4/6	1/2
Opponents	0/0	9/9	11/11	7/10	1/2

PASSING	Att	Comp	Yds	Cmp%	Yds/Att	TD	TD%	Int	Int%	Long	Sack/Lost	Rating
D.Carr	423	256	2,488	60.5	5.9	14	3.3	11	2.6	53t	68/424	77.2
T.Banks	25	14	173	56.0	6.9	1	4.0	2	8.0	31	0/0	57.6
D.Williams	1	0	0	0.0	0	0	0.0	0	0.0	0	0/0	39.6
TEXANS	449	270	2,661	60.1	5.9	15	3.3	13	2.9	53t	68/424	76.0
Opponents	469	304	3,727	64.8	7.9	24	5.1	7	1.5	56t	37/206	100.0

2005 FINAL STATISTICS (2-14)

DEFENSIVE STATISTICS

Based on Coaches Film Review

TACKLES	Solo	Asst	Total	Sk Yds	QB Press	INT- Yards	Pass Def.	Forced Fumbles	Fumble Recoveries
M.Greenwood	87	57	144	2.0-8	6	0-0	4	1	2
D.Polk	75	60	135	3.5-13	6	0-0	1	3	0
C.Brown	61	41	102	0.0-0	1	1-5	4	1	0
R.Smith	60	42	102	1.5-8	10	0-0	3	1	1
S.Payne	48	50	98	4.0-18	6	0-0	1	1	0
D.Robinson	69	24	93	1.0-0	1	1-1	21	3	0
M.Coleman	41	25	66	0.0-0	0	1-6	3	0	0
A.PEEK	37	20	57	6.0-32	23	0-0	2	2	2
D.Faggins	37	16	53	0.0-0	0	0-0	14	0	0
G.Earl	26	25	51	0.0-0	3	2-2	7	0	0
S.Orr	34	13	47	7.0-40	14	0-0	1	3	0
J.Babin	31	14	45	4.0-27	17	0-0	1	2	0
G.Walker	28	17	45	1.0-13	8	0-0	3	2	0
K.Wong	24	21	45	1.0-3	2	0-0	1	0	0
T.Johnson	20	24	44	1.0-4	2	0-0	0	0	0
J.Deloach	12	18	30	1.0-7	0	0-0	0	0	0
P.Buchanon	22	7	29	0.0-0	0	0-0	4	0	0
J.Simmons	18	11	29	1.0-6	0	0-0	1	1	1
J.Ioane	13	14	27	0.0-0	0	0-0	0	1	0
T.Evans	16	10	26	0.0-0	1	1-3	1	0	0
L.Sanders	18	4	22	0.0-0	1	1-29	4	1	0
A.Malone	4	7	11	1.0-2	0	0-0	1	0	0
C.Anderson	6	3	9	1.0-14	1	0-0	1	1	0
J.Bell	4	0	4	0.0-0	0	0-0	3	1	0
C.McKenzie	3	1	4	1.0-10	0	0-0	1	0	0
TEXANS	794	524	1,318	37.0-205	102	7-46	82	24	6

SPECIAL TEAMS STATISTICS

SPECIAL TEAMS	Solo	Asst	Total	PAT	Blocks Punt	FG	Forced Fumbles	Fumble Recoveries
R.Walker	12	6	18	0	1	0	0	1
C.Anderson	11	3	14	0	0	0	0	1
M.Norris	7	5	12	0	0	0	1	0
T.Evans	8	3	11	0	0	0	0	0
J.Wells	4	6	10	0	0	0	1	0
L.Sanders	8	2	10	0	0	0	0	0
S.Orr	5	4	9	0	0	0	0	0
J.Simmons	6	2	8	0	0	0	0	0
M.Rivers	7	0	7	0	0	0	0	0
D.Polk	4	1	5	0	0	0	0	0
F.Chamberlin	2	3	5	0	0	0	0	0
J.Bell	1	3	4	0	0	0	0	0
B.Pittman	3	0	3	0	0	0	0	0
D.Faggins	2	1	3	0	0	0	0	0
C.Brown	2	1	3	0	0	0	1	0
J.Anderson	1	0	1	0	0	0	0	0
M.Murphy	1	0	1	0	0	0	0	0
G.Earl	1	0	1	0	0	0	0	0
C.Bradford	1	0	1	0	0	0	0	0
C.Stanley	1	0	1	0	0	0	0	0
V.Morency	0	0	0	0	0	0	0	1
TEXANS	87	40	127	0	1	0	3	3

2006 FINAL STATISTICS (6-10)

Date	W/L	Score	Opponent	Attendance
9/10	L	10-24	Philadelphia	70,180*
9/17	L	24-43	at Indianapolis	56,614*
9/24	L	15-31	Washington	70,069*
10/1	W	17-15	Miami	70,071*
10/15	L	6-34	at Dallas	63,186*
10/22	W	27-7	Jacksonville	70,035*
10/29	L	22-28	at Tennessee	69,143*
11/5	L	10-14	at N.Y. Giants	78,485*
11/12	W	13-10	at Jacksonville	65,918*
11/19	L	21-24	Buffalo	70,125*
11/26	L	11-26	at N.Y. Jets	76,596*
12/3	W	23-14	at Oakland	46,276
12/10	L	20-26 OT	Tennessee	70,760*
12/17	L	7-40	at New England	68,756*
12/24	W	27-24	Indianapolis	70,132*
12/31	W	14-6	Cleveland	70,097*

*Sellouts

TEAM STATISTICS	TEXANS	Opponents
TOTAL FIRST DOWNS	282	312
Rushing	106	115
Passing	156	174
Penalty	20	23
3rd Down: Made / Att.	77/198	88/198
3rd Down Pct.	38.9	44.4
4th Down: Made / Att.	9/13	5/11
4th Down Pct.	69.2	45.5
TIME OF POSSESSION	29:14	30:46
TOTAL NET YARDS	4,465	5,400
Avg. Per Game	279.1	337.5
Total Plays	955	979
Avg. Per Play	4.7	5.5
NET YARDS RUSHING	1,687	1,956
Avg. Per Game	105.4	122.3
Total Rushes	431	446
NET YARDS PASSING	2,778	3,444
Avg. Per Game	173.6	215.3
Sacked/Yards Lost	43/254	28/191
Gross Yards	3,042	3,635
Attempts/Completions	481/329	505/328
Completion Pct.	68.4%	65.0%
Had Intercepted	13	11
PUNTS/AVERAGE	76/41.6	65/45.4
NET PUNTING AVG.	36.7	37.6
PENALTIES/YARDS	90/761	96/792
FUMBLES/BALL LOST	28/12	16/11
TOUCHDOWNS	30	42
Rushing	13	16
Passing	14	22
Returns	3	4

SCORE BY PERIODS	1	2	3	4	OT	Total
TEXANS	55	52	59	101	0	267
Opponents	72	103	86	99	6	366

SCORING	TD	Ru	Pa	Rt	PAT	FG	SAF	TP
K.Brown	0	0	0	0	26/27	19/25	0	83
R.Dayne	5	5	0	0	0/0	0/0	1	32
A.Johnson	5	0	5	0	0/0	0/0	0	30
O.Daniels	5	0	5	0	0/0	0/0	0	30
W.Lundy	4	4	0	0	0/0	0/0	1	26
D.Carr	2	2	0	0	0/0	0/0	0	12
M.Bruener	2	0	2	0	0/0	0/0	0	12
E.Moulds	1	0	1	0	0/0	0/0	0	6
D.Faggins	1	0	0	1b	0/0	0/0	0	6
V.Leach	1	0	1	0	0/0	0/0	0	6
A.Maddox	1	0	0	1c	0/0	0/0	0	6
D.Robinson	1	0	0	1a	0/0	0/0	0	6
S.Gado	1	1	0	0	0/0	0/0	0	6
C.Taylor	1	1	0	0	0/0	0/0	0	6
TEXANS	30	13	14	3	26/27	19/25	2	267
Opponents	42	16	22	4	39/40	25/29	0	366

a-D.Robinson 9-yd. INT return, vs. BUF; b-D.Faggins 58 yd. FUM return, at OAK; c-A. Maddox 47-yd. FUM return, vs. CLE.

RUSHING	No.	Yds	Avg	Long	TD
R.Dayne	151	612	4.1	19	5
W.Lundy	124	476	3.8	35	4
S.Gado	54	217	4.0	34	1
D.Carr	53	195	3.7	16	2
C.Taylor	28	123	4.4	17	1
J.Cook	3	18	6.0	14	0
A.Johnson	3	14	4.7	18	0
V.Morency	5	13	2.6	12	0
E.Moulds	1	6	6.0	6	0
S.Rosenfels	4	5	1.3	7	0
E.Shepherd	2	5	2.5	6	0
K.Walter	1	3	3.0	3	0
J.Simmons	1	0	0.0	0	0
C.Stanley	1	0	0.0	0	0
TEXANS	431	1,687	3.9	35	13
Opponents	446	1,956	4.4	39t	16

RECEIVING	No.	Yds	Avg	Long	TD
A.Johnson	103	1,147	11.1	53	5
E.Moulds	57	557	9.8	29	1
O.Daniels	34	352	10.4	33t	5
W.Lundy	33	204	6.2	15	0
J.Cook	18	107	5.9	15	0
K.Walter	17	160	9.4	15	0
S.Gado	16	80	5.0	19	0
R.Dayne	14	77	5.5	13	0
J.Putzier	13	125	9.6	26	0
M.Bruener	9	62	6.9	25	2
V.Leach	6	61	10.2	19	1
C.Taylor	3	40	13.3	24	0
E.Shepherd	3	22	7.3	8	0
D.Anderson	1	27	27.0	27	0
V.Morency	1	6	6.0	6	0
D.Lewis	1	5	5.0	5	0
TEXANS	329	3,032	9.2	53	14
Opponents	328	3,635	11.1	83t	22

INTERCEPTIONS	No.	Yds	Avg	Long	TD
D.Robinson	2	9	4.5	9t	1
D.Faggins	2	0	0.0	0	0
A.Weaver	1	21	21.0	21	0
D.McClellan	1	19	19.0	19	0
D.Ryans	1	16	16.0	16	0
J.Simmons	1	11	11.0	11	0
G.Earl	1	2	2.0	2	0
C.Brown	1	0	0.0	0	0
M.Greenwood	1	0	0.0	0	0
TEXANS	11	78	7.1	21	1
Opponents	13	174	13.4	41	0

PUNTING	No.	Yds	Avg	Net	TB	In	Lg	B
C.Stanley	76	3,161	41.6	36.7	5	15	62	0
TEXANS	76	3,161	41.6	36.7	5	15	62	0
Opponents	65	2,949	45.4	37.6	13	25	75	0

PUNT RETURNS	Ret	FC	Yds	Avg	Long	TD
D.Wynn	12	9	139	11.6	58	0
P.Buchanon	8	2	79	9.9	45	0
E.Shepherd	3	2	24	8.0	14	0
D.Lewis	0	2	0	0	0	0
TEXANS	23	15	242	10.5	58	0
Opponents	36	24	275	7.6	53t	1

KICKOFF RETURNS	No	Yds	Avg	Long	TD
D.Wynn	30	670	22.3	38	0
E.Shepherd	17	395	23.2	42	0
J.Mathis	7	192	27.4	87	0
P.Buchanon	5	106	21.2	28	0
W.Lundy	4	67	16.8	23	0
D.Anderson	3	90	30.0	38	0
D.Lewis	1	27	27.0	27	0
R.Alexander	1	18	18.0	18	0
T.Johnson	1	17	17.0	17	0
M.Bruener	1	8	8.0	8	0
J.Cook	1	2	2.0	2	0
K.Wong	0	17	0	17	0
TEXANS	71	1,609	22.7	87	0
Opponents	52	1,215	23.4	93t	1

FIELD GOALS	1-19	20-29	30-39	40-49	50+
K.Brown	1/1	4/4	3/5	11/13	0/2
TEXANS	1/1	4/4	3/5	11/13	0/2
Opponents	0/0	6/7	9/10	8/9	2/3

PASSING	Att	Comp	Yds	Cmp%	Yds/Att	TD	TD%	Int	Int%	Long	Sack/Lost	Rating
D.Carr	442	302	2,767	68.3	6.3	11	2.5	12	2.7	53	41/240	82.1
S.Rosenfels	39	27	265	69.2	6.8	3	7.7	1	2.6	28	1/5	103.0
W.Lundy	0	0	0	0.0	0.0	0	0.0	0	0.0	0	1/9	0.0
TEXANS	481	329	3,032	68.4	6.3	14	2.9	13	2.7	53	43/254	83.8
Opponents	505	328	3,635	65.0	7.2	22	4.4	11	2.2	83t	28/191	91.7

2006 FINAL STATISTICS (6-10)

DEFENSIVE STATISTICS

TACKLES	Solo	Asst	Total	Sk Yds	QB Press	INT- Yards	Pass Def.	Forced Fumbles	Fumble Recoveries
D.Ryans	126	30	156	3.5-30.5	9	1 (16)	8	1	1
M.Greenwood	84	26	110	1.0-0	1	1 (0)	4	2	3
D.Robinson	70	13	83	0.0-0	1	2 (9)	14	1	0
C.Brown	65	10	75	1.0-10.0	3	1 (0)	7	1	1
G.Earl	57	13	70	2.0-22.0	2	1 (2)	5	1	0
M.Williams	35	12	47	4.5-20.5	5	0-0	4	1	1
J.Simmons	30	8	38	0.0-0	0	1 (11)	2	0	0
L.Sanders	29	8	37	0.0-0	0	0-0	6	0	0
A.Maddox	24	13	37	2.0-9.0	1	0-0	0	0	0
A.Weaver	26	9	35	1.0-3.0	4	1 (21)	7	0	1
D.Faggins	27	3	30	1.0-2.0	1	2 (0)	12	1	2
D.McCleon	21	7	28	0.0-0	0	1 (19)	2	2	1
S.Orr	23	4	27	1.5-7.5	2	0-0	1	0	1
J.Babin	19	6	25	5.0-39.0	7	0-0	0	0	0
N.Kalu	16	5	21	2.0-21.0	7	0-0	1	0	0
Th.Johnson	15	4	19	0.0-0	3	0-0	0	0	0
A.PEEK	9	5	14	1.0-9.0	2	0-0	0	2	0
S.Payne	10	2	12	1.0-5.0	1	0-0	0	1	0
K.Wong	9	3	12	0.0-0	0	0-0	0	0	0
Tr.Johnson	8	3	11	0.0-0	0	0-0	1	0	0
G.Scott	7	4	11	0.0-0	0	0-0	0	0	0
L.Dalton	8	2	10	1.0-2.0	1	0-0	0	0	0
D.Wynn	4	2	6	0.0-0	0	0-0	0	0	0
C.Anderson	3	2	5	0.0-0	0	0-0	1	0	0
C.Killings	2	3	5	0.0-0	0	0-0	0	0	0
V.Hutchins	2	1	3	0.0-0	0	0-0	0	0	0
P.Buchanon	2	0	2	0.0-0	0	0-0	1	0	0
E.Cochran	2	0	2	0.0-0	0	0-0	0	0	0
A.Malone	1	1	2	0.5-2.5	0	0-0	0	0	0
D.Johnson	1	0	1	0.0-0	0	0-0	0	0	0
D.Polk	1	0	1	0.0-0	0	0-0	0	0	0
T.Evans	0	1	1	0.0-0	0	0-0	0	0	0
TEXANS	736	200	936	28.0-183.0	50	11 (43)	76	13	11

SPECIAL TEAMS STATISTICS

SPECIAL TEAMS	Solo	Asst	Total	PAT	Blocks Punt	FG	Forced Fumbles	Fumble Recoveries
T.Evans	11	2	13	0	0	0	0	0
C.Anderson	10	1	11	0	0	0	0	0
D.Polk	6	4	10	0	0	0	0	0
J.Simmons	9	0	9	0	0	0	0	0
K.Walter	8	0	8	0	0	0	0	0
L.Sanders	6	0	6	0	0	0	0	0
S.Orr	5	0	5	0	0	0	0	0
G.Earl	4	1	5	0	0	0	0	0
J.Cook	4	1	5	0	0	0	0	0
C.Taylor	3	0	3	0	0	0	0	0
B.Pittman	2	1	3	0	0	0	0	0
C.Brown	2	0	2	0	0	0	0	0
D.Anderson	2	0	2	0	0	0	0	0
D.Wynn	2	0	2	0	0	0	0	0
V.Leach	2	0	2	0	0	0	0	0
A.PEEK	2	0	2	0	0	0	0	0
V.Hutchins	2	0	2	0	0	0	0	0
O.Daniels	1	0	1	0	0	0	0	0
D.McCleon	1	0	1	0	0	0	0	0
G.Scott	1	0	1	0	0	0	0	0
O.Daniels	1	0	1	0	0	0	0	0
R.Alexander	1	0	1	0	0	0	0	0
S.Rosenfels	1	0	1	0	0	0	0	0
M.Stone	0	1	1	0	0	0	0	0
J.Babin	0	1	1	0	0	0	0	0
K.Garrett	0	1	1	0	0	0	0	0
S.Payne	0	0	0	1	0	0	0	0
TEXANS	86	13	99	1	0	0	0	0

2007 FINAL STATISTICS (8-8)

Date	W/L	Score	Opponent	Attendance
9/9	W	20-3	Kansas City	70,080*
9/16	W	34-21	at Carolina	73,665*
9/23	L	24-30	Indianapolis	70,765*
9/30	L	16-26	at Atlanta	69,312*
10/7	W	22-19	Miami	70,156*
10/14	L	17-37	at Jacksonville	63,715
10/21	L	36-38	Tennessee	70,734*
10/28	L	10-35	at San Diego	60,439*
11/4	W	24-17	at Oakland	49,603
11/18	W	23-10	New Orleans	70,780*
11/25	L	17-27	at Cleveland	72,730*
12/2	L	20-28	at Tennessee	69,143*
12/9	W	28-14	Tampa Bay	70,237*
12/13	W	31-13	Denver	70,747*
12/23	L	15-38	at Indianapolis	57,262*
12/30	W	42-28	Jacksonville	70,660*

*Sellouts

TEAM STATISTICS	TEXANS	Opponents
TOTAL FIRST DOWNS	295	325
Rushing	96	107
Passing	190	197
Penalty	9	21
3rd Down: Made/Att	86/193	83/198
3rd Down Pct.	44.6%	41.9%
4th Down: Made/Att	11/15	8/16
4th Down Pct.	73.3%	50.0%
Possession Avg.	29:41	30:19
TOTAL NET YARDS	5,337	5,507
Avg. Per Game	333.6	344.2
Total Plays	968	994
Avg. Per Play	5.5	5.5
NET YARDS RUSHING	1,586	1,825
Avg. Per Game	99.1	114.1
Total Rushes	417	417
NET YARDS PASSING	3,751	3,682
Avg. Per Game	234.4	230.1
Sacked/Yards Lost	22/174	31/196
Gross Yards	3,925	3,878
Attempts/Completions	529/346	546/361
Completion Pct.	65.4%	66.1%
Had Intercepted	21	11
PUNTS/AVERAGE	55/41.7	59/43.0
NET PUNTING AVG.	37.9	37.1
PENALTIES/YARDS	82/636	81/614
FUMBLES/BALL LOST	26/17	24/14
TOUCHDOWNS	43	43
Rushing	12	15
Passing	24	25
Returns	7	3

SCORE BY PERIODS	1	2	3	4	OT	Total
TEXANS	87	92	61	139	0	379
Opponents	81	132	90	81	0	384

SCORING	TD	Ru	Pa	Rt	PAT	FG	SAF	TP
K.Brown	0	0	0	0	40/40	25/29	0	115
A.Johnson	8	0	8	0	0/0	0/0	0	48
A.Davis	6	0	3	3e,f	0/0	0/0	1	38
R.Dayne	6	6	0	0	0/0	0/0	0	36
K.Walter	5	0	4	1b	0/0	0/0	0	30
O.Daniels	3	0	3	0	0/0	0/0	0	18
V.Leach	3	1	2	0	0/0	0/0	0	18
A.Green	2	2	0	0	0/0	0/0	0	12
J.Dreessen	2	0	2	0	0/0	0/0	0	12
D.Walker	1	1	0	0	0/0	0/0	1	8
S.Gado	1	1	0	0	0/0	0/0	1	8
J.Mathis	1	0	0	1c	0/0	0/0	0	6
S.Rosenfels	1	1	0	0	0/0	0/0	0	6
J.Putzier	1	0	1	0	0/0	0/0	0	6
D.Anderson	1	0	1	0	0/0	0/0	0	6
M.Williams	1	0	0	1a	0/0	0/0	0	6
D.Ryans	1	0	0	1d	0/0	0/0	0	6
TEXANS	43	12	24	7	40/40	25/29	3	379
Opponents	43	15	25	3	42/43	28/33	0	384

a-M.Williams 38-yard FUM ret. vs. KC (9/9); b-K.Walter FUM rec. in end zone at CAR (9/16); c-J.Mathis 84-yard kickoff ret. vs. IND (9/23); d-D.Ryans 26-yard FUM ret. vs. TEN (10/21); 3-A.Davis 97-yard kickoff ret. vs. TB (12/9); f-A.Davis 97-yard kickoff ret. and 104-yard kickoff ret. vs. JAX (12/31).

RUSHING	No.	Yds	Avg	Long	TD
R.Dayne	194	773	4.0	39	6
D.Walker	58	264	4.6	41	1
A.Green	70	260	3.7	18	2
A.Echemandu	20	85	4.3	20	0
M.Schaub	17	52	3.1	12	0
S.Rosenfels	21	51	2.4	19	1
S.Gado	18	46	2.6	7	1
K.Walter	5	30	6.0	13	0
J.Cook	8	24	3.0	9	0
V.Leach	2	2	1.0	1t	1
M.Turk	1	0	0.0	0	0
J.Jones	3	-1	-0.3	4	0
TEXANS	417	1,586	3.8	41	12
Opponents	417	1,825	4.4	76	15

RECEIVING	No.	Yds	Avg	Long	TD
K.Walter	65	800	12.3	46	4
O.Daniels	63	768	12.2	29	3
A.Johnson	60	851	14.2	77t	8
A.Davis	33	583	17.7	53t	3
V.Leach	25	108	4.3	15	2
R.Dayne	17	112	6.6	17	0
J.Jones	15	149	9.9	26	0
A.Green	14	123	8.8	53	0
D.Walker	13	81	6.2	9	0
D.Anderson	12	131	10.9	24	1
S.Gado	8	59	7.4	20	0
J.Cook	8	40	5.0	9	0
J.Putzier	6	39	6.5	11	1
J.Dreessen	4	55	13.8	28t	2
A.Echemandu	2	11	5.5	7	0
J.Mathis	1	15	15.0	15	0
TEXANS	346	3,925	11.3	77t	24
Opponents	361	3,878	10.7	74t	25

INTERCEPTIONS	No.	Yds	Avg	Long	TD
F.Bennett	3	47	15.7	33	0
D.Robinson	2	6	3.0	10	0
C.Brown	1	9	9.0	9	0
V.Hutchins	1	8	8.0	8	0
M.Greenwood	1	3	3.0	3	0
D.Clark	1	1	1.0	1	0
D.Ryans	1	1	1.0	1	0
T.Johnson	1	0	0.0	0	0
TEXANS	11	75	6.8	33	0
Opponents	21	272	13.0	70t	1

PUNTING	No.	Yds	Avg	Net	TB	In	Lg	B
M.Turk	55	2,296	41.7	37.9	3	24	59	0
TEXANS	55	2,296	41.7	37.9	3	24	59	0
Opponents	59	2,535	43.0	37.1	3	24	64	0

PUNT RETURNS	Ret	FC	Yds	Avg	Long	TD
J.Jones	30	7	286	9.5	74	0
D.Wynn	2	1	1	0.5	4	0
D.Anderson	1	0	0	0.0	0	0
TEXANS	33	8	287	8.7	74	0
Opponents	19	17	151	7.9	22	0

KICKOFF RETURNS	No	Yds	Avg	Long	TD
A.Davis	32	968	30.3	104t	3
D.Wynn	22	523	23.8	39	0
J.Mathis	11	320	29.1	84t	1
J.Jones	4	78	19.5	23	0
J.Cook	2	33	16.5	21	0
V.Leach	2	26	13.0	14	0
K.Walter	1	7	7.0	7	0
M.Boulware	0	6	0	6	0
TEXANS	74	1,961	26.5	104t	4
Opponents	69	1,593	23.1	52	0

FIELD GOALS	1-19	20-29	30-39	40-49	50+
K.Brown	1/1	6/7	6/6	7/10	5/5
TEXANS	1/1	6/7	6/6	7/10	5/5
Opponents	0/0	14/14	6/7	6/8	2/4

PASSING	Att	Comp	Yds	Cmp%	Yds/Att	TD	TD%	Int	Int%	Long	Sack/Lost	Rating
M.Schaub	289	192	2,241	66.4	7.8	9	3.1	9	3.1	77t	16/126	87.2
S.Rosenfels	240	154	1,684	64.2	7.0	15	6.3	12	5.0	53t	6/48	84.8
TEXANS	529	346	3,925	65.4	7.4	24	4.5	21	4.0	77t	22/174	86.1
Opponents	546	361	3,878	66.1	7.1	25	4.6	11	2.0	74t	31/196	93.7

2007 FINAL STATISTICS (8-8)

DEFENSIVE STATISTICS

TACKLES	Solo	Asst	Total	Sk Yds	QB Press	INT- Yards	Pass Def.	Forced Fumbles	Fumble Recoveries
D.Ryans	98	29	127	2.0 (18.0)	2	1-1	7	1	3
M.Greenwood	90	28	118	1.0 (8.0)	2	1-3	4	1	0
V.Hutchins	77	16	93	0.5 (2.5)	1	1-8	6	0	0
C.Brown	64	19	83	0.0-0	0	1-9	8	2	3
M.Williams	43	16	59	14.0 (82.5)	15	0-0	1	2	1
F.Bennett	49	6	55	0.0-0	1	3-47	14	2	0
W.Demps	38	11	49	0.0-0	1	0-0	5	2	1
D.Faggins	37	6	43	0.0-0	0	0-0	4	1	1
D.Clark	34	9	43	0.0-0	1	1-1	1	0	0
A.Weaver	32	9	41	0.0-0	0	0-0	0	0	0
T.Johnson	27	14	41	0.0-0	0	1-0	5	0	0
D.Robinson	29	5	34	0.0-0	0	2-6	7	0	0
A.Okoye	23	9	32	5.5 (33.5)	8	0-0	0	1	0
E.Cochran	19	6	25	1.0 (6.0)	1	0-0	4	1	1
C.Anderson	15	9	24	2.0 (17.0)	3	0-0	1	0	0
J.Zgonina	10	7	17	0.0-0	1	0-0	0	0	0
A.Maddox	15	1	16	2.0 (14.0)	2	0-0	1	0	0
J.Fletcher	12	1	13	0.0-0	0	0-0	3	1	0
N.Kalu	8	5	13	3.0 (14.5)	7	0-0	1	0	0
M.Boulware	3	2	5	0.0-0	0	0-0	2	0	0
D.Wynn	4	1	5	0.0-0	0	0-0	4	0	0
Z.Diles	5	0	5	0.0-0	0	0-0	0	0	0
S.Orr	2	1	3	0.0-0	0	0-0	0	0	0
S.Barber	1	1	2	0.0-0	0	0-0	0	0	0
T.Bulman	2	0	2	0.0-0	1	0-0	0	0	0
J.Simmons	1	0	1	0.0-0	0	0-0	1	0	0
C.Killings	1	0	1	0.00	0	0-0	0	0	0
TEXANS	739	211	950	31.0-196.0	46	11-75	79	14	10

SPECIAL TEAMS STATISTICS

SPECIAL TEAMS	Solo	Asst	Total	PAT	Blocks Punt	FG	Forced Fumbles	Fumble Recoveries
J.Cook	12	1	13	0	0	0	0	0
J.Dreessen	9	1	10	0	0	0	0	0
Z.Diles	8	1	9	0	0	0	0	0
D.Clark	6	2	8	0	0	0	1	0
F.Bennett	5	2	7	0	0	0	0	0
C.Anderson	4	3	7	0	0	0	0	1
M.Boulware	4	2	6	1	0	0	0	0
J.Fletcher	6	0	6	0	0	0	0	0
C.Cox	6	0	6	0	0	0	0	0
S.Orr	4	1	5	0	0	0	0	0
S.Barber	3	1	4	0	0	0	0	0
V.Leach	3	1	4	0	0	0	0	0
D.Faggins	3	0	3	0	0	0	1	0
W.Demps	3	0	3	0	0	0	0	1
H.Williams	2	0	2	0	0	0	0	0
B.Pittman	2	0	2	0	0	0	0	0
K.Brown	1	0	1	0	0	0	0	0
D.Ryans	1	0	1	0	0	0	1	0
E.Cochran	1	0	1	0	0	0	0	0
D.Anderson	1	0	1	0	0	0	0	0
A.Davis	1	0	1	0	0	0	0	1
C.Brown	0	1	1	0	0	0	0	0
K.Walter	1	0	1	0	0	0	0	1
D.Wynn	1	0	1	0	0	0	0	0
D.Robinson	0	0	0	0	0	1	0	0
TEXANS	87	16	103	1	0	1	3	4

2008 FINAL STATISTICS (8-8)

Date	W/L	Score	Opponent	Attendance
9/7	L	17-38	at Pittsburgh	64,001*
9/21	L	12-31	at Tennessee	69,143*
9/28	L	27-30 OT	at Jacksonville	64,061*
10/5	L	27-31	Indianapolis	70,118*
10/12	W	29-28	Miami	70,023*
10/19	W	28-21	Detroit	70,081*
10/26	W	35-6	Cincinnati	70,112*
11/2	L	21-28	at Minnesota	62,839*
11/9	L	13-41	Baltimore	70,552*
11/16	L	27-33	at Indianapolis	66,201*
11/23	W	16-6	at Cleveland	72,077*
12/1	W	30-17	Jacksonville	70,809*
12/7	W	24-21	at Green Bay	70,245*
12/14	W	13-12	Tennessee	70,831*
12/21	L	16-27	at Oakland	43,687
12/28	W	31-24	Chicago	70,838*

*Sellouts

TEAM STATISTICS	TEXANS	Opponents
TOTAL FIRST DOWNS	340	300
Rushing	106	114
Passing	210	167
Penalty	24	19
3rd Down: Made/Att	83/197	74/188
3rd Down Pct.	42.1%	39.4%
4th Down: Made/Att	14/23	10/13
4th Down Pct.	60.9%	76.9%
POSSESSION AVG.	31:57	28:03
TOTAL NET YARDS	6,113	5,385
Avg. Per Game	382.1	336.6
Total Plays	1,019	935
Avg. Per Play	6.0	5.8
NET YARDS RUSHING	1,846	1,962
Avg. Per Game	115.4	122.6
Total Rushes	432	439
NET YARDS PASSING	4,267	3,423
Avg. Per Game	266.7	213.9
Sacked/Yards Lost	32/207	25/175
Gross Yards	4,474	3,598
Attempts/Completions	555/367	471/294
Completion Pct.	66.1%	62.4%
Had Intercepted	20	12
PUNTS/AVERAGE	53/42.3	67/44.4
NET PUNTING AVG.	35.2	37.2
PENALTIES/YARDS	80/664	81/659
FUMBLES/BALL LOST	28/12	19/10
TOUCHDOWNS	40	45
Rushing	16	18
Passing	21	24
Returns	3	3

SCORE BY PERIODS	1	2	3	4	OT	Total
TEXANS	77	109	78	102	0	366
Opponents	84	85	86	136	3	394

SCORING	TD	Ru	Pa	Rt	PAT	FG	SAF	TP
K.Brown	0	0	0	0	37/37	29/33	0	124
S.Slaton	10	9	1	0	0/0	0/0	0	60
A.Johnson	8	0	8	0	0/0	0/0	1	50
K.Walter	8	0	8	0	0/0	0/0	0	48
A.Green	3	3	0	0	0/0	0/0	0	18
M.Schaub	2	2	0	0	0/0	0/0	0	12
O.Daniels	2	0	2	0	0/0	0/0	0	12
D.Anderson	2	0	2	0	0/0	0/0	0	12
J.Jones	2	0	0	2a	0/0	0/0	0	12
R.Moats	1	1	0	0	0/0	0/0	0	6
V.Leach	1	1	0	0	0/0	0/0	0	6
J.Reeves	1	0	0	1b	0/0	0/0	0	6
TEXANS	40	16	21	3	37/37	29/33	1	366
Opponents	45	18	24	3	43/43	25/29	2	394

a- J.Jones 70-yard punt return vs. MIA (10/12); J.Jones 73-yard punt return vs. CIN (10/26); b- J.Reeves 44-yard INT return at MIN (11/2).

RUSHING	No.	Yds	Avg	Long	TD
S.Slaton	268	1282	4.8	71t	9
A.Green	74	294	4.0	14	3
R.Moats	26	94	3.6	12	1
M.Schaub	31	68	2.2	10	2
C.Taylor	14	37	2.6	17	0
S.Rosenfels	11	37	3.4	15	0
K.Walter	3	23	7.7	13	0
M.Turk	1	18	18.0	18	0
V.Leach	1	1	1.0	1t	1
C.Sapp	2	-3	-1.5	0	0
J.Jones	1	-5	-5.0	-5	0
TEXANS	432	1,846	4.3	71t	16
Opponents	439	1,962	4.5	41t	18

RECEIVING	No.	Yds	Avg	Long	TD
A.Johnson	115	1575	13.7	65	8
O.Daniels	70	862	12.3	35	2
K.Walter	60	899	15.0	61	8
S.Slaton	50	377	7.5	46	1
D.Anderson	19	241	12.7	65	2
A.Davis	13	213	16.4	49	0
V.Leach	12	103	8.6	22	0
J.Dreessen	11	77	7.0	13	0
A.Green	11	32	2.9	8	0
J.Jones	3	81	27.0	45	0
R.Moats	3	14	4.7	5	0
TEXANS	367	4,474	12.2	65	21
Opponents	294	3,598	12.2	96t	24

INTERCEPTIONS	No.	Yds	Avg	Long	TD
J.Reeves	4	108	27.0	44t	1
E.Wilson	2	36	18.0	19	0
F.Bennett	2	26	13.0	23	0
D.Robinson	2	0	0.0	0	0
A.Weaver	1	8	8.0	8	0
Z.Diles	1	0	0.0	0	0
TEXANS	12	178	14.8	44t	1
Opponents	20	221	11.1	99t	1

PUNTING	No.	Yds	Avg	Net	TB	In	Lg	B
M.Turk	55	2,296	41.7	37.9	3	24	59	0
TEXANS	55	2,296	41.7	37.9	3	24	59	0
Opponents	59	2,535	43.0	37.1	3	24	64	0

PUNT RETURNS	Ret	FC	Yds	Avg	Long	TD
J.Jones	32	17	386	12.1	73t	2
TEXANS	32	17	386	12.1	73t	2
Opponents	21	14	235	11.2	80t	1

KICKOFF RETURNS	No	Yds	Avg	Long	TD
A.Davis	43	993	23.1	50	0
J.Jones	13	280	21.5	30	0
R.Moats	9	212	23.6	32	0
V.Leach	3	34	11.3	15	0
C.Taylor	1	17	17.0	17	0
C.White	1	7	7.0	7	0
C.Sapp	1	7	7.0	7	0
K.Walter	1	0	0.0	0	0
TEXANS	72	1,550	21.5	50	0
Opponents	73	1,630	22.3	49	0

FIELD GOALS	1-19	20-29	30-39	40-49	50+
K.Brown	0/0	9/10	10/10	8/10	2/3
TEXANS	0/0	9/10	10/10	8/10	2/3
Opponents	0/0	3/3	11/12	7/9	4/5

PASSING	Att	Comp	Yds	Cmp%	Yds/Att	TD	TD%	Int	Int%	Long	Sack/Lost	Rating
M.Schaub	380	251	3,043	66.1	8.0	15	3.9	10	2.6	65	23/149	92.7
S.Rosenfels	174	116	1,431	66.7	8.2	6	3.4	10	5.7	61	9/58	79.5
M.Turk	1	0	0	0.0	0.0	0	0.0	0	0.0	0	0/0	39.6
TEXANS	555	367	4,474	66.1	8.1	21	3.8	20	3.6	65	32/207	88.4
Opponents	471	294	3,598	62.4	7.6	24	5.1	12	2.5	96t	25/175	92.3

2008 FINAL STATISTICS (8-8)

DEFENSIVE STATISTICS

TACKLES	Solo	Asst	Total	Sk Yds	QB Press	INT- Yards	Pass Def.	Forced Fumbles	Fumble Recoveries
D.Ryans	86	26	112	1.0-9	4	0-0	4	2	3
Z.Diles	47	19	66	1.0-9	2	1-0	2	1	0
E.Wilson	52	11	63	0.0-0	0	2-36	7	0	0
M.Williams	44	9	53	12.0-82	25	0-0	0	4	0
N.Ferguson	42	10	52	0.0-0	1	0-0	2	1	1
J.Reeves	47	3	50	0.0-0	0	4-108	19	1	0
A.Weaver	28	17	45	0.0-0	0	1-8	1	0	0
M.Greenwood	31	12	43	0.0-0	0	0-0	1	0	0
F.Bennett	33	8	41	0.0-0	0	2-26	6	2	0
D.Robinson	35	3	38	0.0-0	1	2-0	6	0	0
X.Adibi	26	8	34	0.0-0	1	0-0	0	0	1
K.Bentley	22	12	34	1.0-15	1	0-0	1	0	1
W.Demps	20	10	30	0.0-0	0	0-0	0	0	0
B.Harrison	21	9	30	0.0-0	1	0-0	1	0	0
T.Johnson	24	5	29	1.0-3	5	0-0	2	1	0
De.Robinson	19	8	27	0.0-0	0	0-0	0	1	0
A.Okoye	15	9	24	1.0-13	3	0-0	2	1	1
D.Faggins	16	3	19	0.0-0	0	0-0	2	0	0
J.Zgonina	13	6	19	0.0-0	1	0-0	0	0	1
T.Bulman	10	7	17	4.0-14	9	0-0	0	0	1
E.Cochran	13	4	17	2.0-21	3	0-0	1	0	0
C.Brown	12	3	15	0.0-0	0	0-0	1	0	0
D.Barber	4	1	5	1.0-9	1	0-0	1	0	0
C.Thompson	4	1	5	1.0-0	4	0-0	1	0	0
F.Okam	2	2	4	0.0-0	0	0-0	0	0	0
N.Kalu	2	2	4	0.0-0	0	0-0	0	0	0
J.Nading	3	1	4	0.0-0	0	0-0	0	0	0
TEAM	3	0	3	0.0-0	0	0-0	0	0	0
A.Molden	1	0	1	0.0-0	0	0-0	0	0	0
TEXANS	675	209	884	25.0-175	62	12-178	60	14	9

SPECIAL TEAMS STATISTICS

SPECIAL TEAMS	Solo	Asst	Total	PAT	Blocks Punt	FG	Forced Fumbles	Fumble Recoveries
K.Bentley	16	7	23	0	0	0	0	0
A.Molden	16	3	19	0	0	0	0	1
D.Barber	8	2	10	0	0	0	0	0
D.Faggins	7	2	9	0	0	0	0	0
J.Dreessen	6	2	8	0	0	0	0	0
C.Thompson	4	4	8	0	0	0	0	0
N.Ferguson	6	1	7	0	0	0	0	0
C.Sapp	5	0	5	0	0	0	0	0
V.Leach	4	0	4	0	0	0	0	0
J.Reeves	2	1	3	0	0	0	0	1
B.Harrison	3	0	3	0	0	0	0	0
A.Davis	3	0	3	0	0	0	0	0
W.Demps	0	2	2	0	0	0	0	0
R.Moats	1	2	3	0	0	0	1	0
J.Nading	1	1	2	0	0	0	0	0
M.Greenwood	0	2	2	0	0	0	0	0
C.Taylor	1	0	1	0	0	0	0	0
F.Bennett	2	0	2	0	0	0	0	0
T.Bulman	1	0	1	0	0	0	0	0
K.Brown	1	0	1	0	0	0	0	1
X.Adibi	1	0	1	0	0	0	0	0
D.Anderson	0	1	1	0	0	0	0	0
B.Pittman	0	1	1	0	0	0	0	0
TEAM	1	0	1	0	0	0	0	0
J.Jones	0	0	0	0	0	0	1	1
TEXANS	89	31	120	0	0	0	2	4

2009 FINAL STATISTICS (9-7)

Date	W/L	Score	Opponent	Attendance
9/13	L	7-24	N.Y. Jets	70,118*
9/20	W	34-31	at Tennessee	69,143*
9/27	L	24-31	Jacksonville	70,083*
10/4	W	29-6	Oakland	70,291*
10/11	L	21-28	at Arizona	61,819
10/18	W	28-17	at Cincinnati	64,019*
10/25	W	24-21	San Francisco	70,820*
11/1	W	31-10	at Buffalo	69,790
11/8	L	17-20	at Indianapolis	66,033*
11/23	L	17-20	Tennessee	71,153*
11/29	L	27-35	Indianapolis	70,990*
12/6	L	18-23	at Jacksonville	42,079
12/13	W	34-7	Seattle	70,380*
12/20	W	16-13	at St. Louis	46,256
12/27	W	27-20	at Miami	65,847
1/3/10	W	34-27	New England	71,029*

*Sellouts

TEAM STATISTICS	TEXANS	Opponents
TOTAL FIRST DOWNS	340	300
Rushing	93	91
Passing	231	175
Penalty	16	34
3rd Down: Made/Att	82/204	79/201
3rd Down Pct.	40.2%	39.3%
4th Down: Made/Att	8/12	9/21
4th Down Pct.	66.7%	42.9%
POSSESSION AVG.	31:54	28:06
TOTAL NET YARDS	6,129	5,198
Avg. Per Game	383.1	324.9
Total Plays	1,043	974
Avg. Per Play	5.9	5.3
NET YARDS RUSHING	1,475	1,711
Avg. Per Game	92.2	106.9
Total Rushes	425	396
NET YARDS PASSING	4,654	3,487
Avg. Per Game	290.9	217.9
Sacked/Yards Lost	25/149	30/187
Gross Yards	4,803	3,674
Attempts/Completions	593/399	548/344
Completion Pct.	67.3%	62.8%
Had Intercepted	17	14
PUNTS/AVERAGE	67/42.8	76/46.8
NET PUNTING AVG.	39.4	40.4
PENALTIES/YARDS	95/833	92/728
FUMBLES/BALL LOST	21/11	27/13
TOUCHDOWNS	46	39
Rushing	13	17
Passing	29	19
Returns	4	3

SCORE BY PERIODS	1	2	3	4	OT	Total
TEXANS	89	131	75	93	0	388
Opponents	57	135	58	83	0	333

SCORING	TD	Ru	Pa	Rt	PAT	FG	SAF	TP
K.Brown	0	0	0	0	43/44	21/32	0	106
A.Johnson	9	0	9	0	0/0	0/0	1	56
J.Jones- b	7	0	6	1	0/0	0/0	0	42
S.Slaton	7	3	4	0	0/0	0/0	0	42
R.Moats	5	4	1	0	0/0	0/0	0	30
O.Daniels	5	0	5	0	0/0	0/0	0	30
C.Brown	3	3	0	0	0/0	0/0	0	18
A.Foster	3	3	0	0	0/0	0/0	0	18
K.Walter	2	0	2	0	0/0	0/0	0	12
B.Pollard - c	2	0	0	2	0/0	0/0	0	12
J.Dreessen	1	0	1	0	0/0	0/0	0	6
V.Leach	1	0	1	0	0/0	0/0	0	6
D.Barber - a	1	0	0	1	0/0	0/0	0	6
Z.Diles	0	0	0	0	0/0	0/0	0	2
B.Cushing	0	0	0	0	0/0	0/0	0	2
TEXANS	46	13	29	4	43/44	21/32	1	388
Opponents	39	17	19	3	39/39	20/23	0	333

2-Pt. Conversions: TEXANS 1/2, Opponents: 0/0
a-48-yard fumble returned for touchdown (NYJ); b-95-yard punt return for touchdown (OAK); c-70-yard interception return for touchdown (SEA) fumble recovery in end zone (NE).

RUSHING	No.	Yds	Avg	Long	TD
S.Slaton	131	437	3.3	32t	3
R.Moats	101	390	3.9	17	4
C.Brown	79	267	3.4	13	3
A.Foster	54	257	4.8	24	3
M.Schaub	48	57	1.2	19	0
K.Walter	4	26	6.5	13	0
J.Jones	3	22	7.3	17	0
A.Johnson	2	10	5.0	7	0
R.Grossman	3	9	3.0	8	0

TEXANS	425	1,475	3.5	32t	13
Opponents	396	1,711	4.3	91t	17

RECEIVING	No.	Yds	Avg	Long	TD
A.Johnson	101	1,569	15.5	72t	9
K.Walter	53	611	11.5	41	2
S.Slaton	44	417	9.5	38t	4
O.Daniels	40	519	13.0	44	5
D.Anderson	38	370	9.7	27	0
J.Jones	27	437	16.2	45	6
J.Dreessen	26	320	12.3	25t	1
V.Leach	20	155	7.8	26	1
C.Brown	16	74	4.6	12	0
R.Moats	13	106	8.2	20	1
A.Foster	8	93	11.6	20	0
J.Casey	6	64	10.7	32	0
A.Davis	6	59	9.8	21	0
A.Hill	1	9	9.0	9	0

TEXANS	399	4,803	12.0	72t	29
Opponents	344	3,674	10.7	69t	19

INTERCEPTIONS	No.	Yds	Avg	Long	TD
B.Pollard	4	121	30.3	70t	1
B.Cushing	4	26	6.5	20	0
E.Wilson	2	29	14.5	16	0
J.Reeves	1	19	19.0	19	0
J.Busing	1	14	14.0	14	0
D.Barber	1	3	3.0	3	0
B.McCain	1	0	0.0	0	0
TEXANS	14	212	15.1	70t	1
Opponents	17	294	17.3	91t	3

PUNTING	No.	Yds	Avg	Net	TB	In	Lg	B
M.Turk	67	2,866	42.8	39.4	6	24	62	0
TEXANS	67	2,866	42.8	39.4	6	24	62	0
Opponents	76	3,557	46.8	40.4	2	27	67	0

PUNT RETURNS	Ret	FC	Yds	Avg	Long	TD
J.Jones	39	14	426	10.9	62	0
G.Martinez	6	1	23	3.8	11	0
TEXANS	45	15	449	10.0	62	0
Opponents	24	24	104	4.3	18	0

KICKOFF RETURNS	No	Yds	Avg	Long	TD
A.Davis	33	782	23.7	63	0
J.Jones	24	638	26.6	95t	1
V.Leach	2	23	11.5	15	0
G.Martinez	1	6	6.0	6	0
J.Busing	1	0	0.0	0	0
D.Robinson	1	0	0.0	0	0
J.Casey	1	0	0.0	0	0
K.Walter	1	0	0.0	0	0
TEXANS	64	1,449	22.6	95t	1
Opponents	71	1,597	22.5	71	0

FIELD GOALS	1-19	20-29	30-39	40-49	50+
K.Brown	0/0	11/13	6/9	2/6	2/4
TEXANS	0/0	11/13	6/9	2/6	2/4
Opponents	0/0	5/5	4/5	4/5	7/8

PASSING	Att	Comp	Yds	Cmp%	Yds/Att	TD	TD%	Int	Int%	Long	Sack/Lost	Rating
M.Schaub	583	396	4,770	67.9	8.2	29	5.0	15	2.6	72t	25/149	98.6
R.Grossman	9	3	33	33.3	3.7	0	0.0	1	11.1	21	0/0	5.6
C.Brown	1	0	0	0.0	0.0	0	0.0	1	100.0	0	0/0	0.0
TEXANS	593	399	4,803	67.3	8.1	29	4.9	17	2.9	72t	25/149	96.3
Opponents	548	344	3,674	62.8	6.7	19	3.5	14	2.6	69t	30/187	83.2

2009 FINAL STATISTICS (9-7)

DEFENSIVE STATISTICS

TACKLES	Solo	Asst	Total	Sk Yds	Tackles For Loss	QB Hits	INT- Yards	Pass Def.	Forced Fumbles	Fumble Recoveries
B.Cushing	86	47	133	4.0-31	13	13	4-26	10	2	0
D.Ryans	93	30	123	1.0-7	14	5	0-0	2	1	1
B.Pollard	82	20	102	1.5-10	4	2	4-121	7	1	3
G.Quin	54	10	64	0.0-0	3	0	0-0	11	0	0
Z.Diles	45	16	61	0.0-0	7	1	0-0	1	2	1
Du.Robinson	42	7	49	0.0-0	6	0	0-0	5	0	0
M.Williams	38	5	43	9.0-52	13	20	0-0	3	2	1
A.Okoye	26	12	38	1.5-8	6	6	0-0	3	0	0
A.Smith	26	8	34	4.5-26	6	18	0-0	1	2	2
E.Wilson	23	6	29	0.0-0	0	0	2-29	3	1	0
J.Zgonina	23	5	28	2.5-11	3	3	0-0	0	0	1
J.Reeves	23	5	28	0.0-0	0	0	1-19	7	0	0
D.Barber	21	4	25	0.0-0	0	1	1-3	4	0	1
S.Cody	12	9	21	0.5-1	1	2	0-0	1	0	0
J.Busing	19	1	20	0.0-0	0	1	1-140	3	0	0
De.Robinson	16	4	20	0.0-0	0	0	0-0	4	1	0
T.Bulman	12	6	18	0.0-0	1	3	0-0	1	0	0
C.Barwin	11	5	16	4.5-43	4	7	0-0	3	0	1
F.Bennett	12	3	15	0.0-0	0	0	0-0	1	0	0
B.McCain	11	0	11	0.0-0	0	0	1-0	3	0	0
A.Johnson	4	0	4	0.0-0	0	0	0-0	0	0	1
D.Anderson	3	0	3	0.0-0	0	0	0-0	0	0	0
N.Ferguson	2	1	3	0.0-0	0	0	0-0	1	0	0
X.Adibi	2	1	3	0.0-0	0	1	0-0	0	0	0
B.Russell	1	2	3	0.0-0	0	0	0-0	0	0	0
T.Jamison	2	0	2	0.0-0	0	0	0-0	0	0	0
J.Jones	2	0	2	0.0-0	0	0	0-0	0	0	1
K.Bentley	1	0	1	0.0-0	0	0	0-0	0	0	0
J.Casey	1	0	1	0.0-0	1	0	0-0	0	0	0
J.Dreessen	1	0	1	0.0-0	0	0	0-0	0	0	0
C.Pitts	1	0	1	0.0-0	0	0	0-0	0	0	0
K.Studdard	1	0	1	0.0-0	0	0	0-0	0	0	0
C.Myers	1	0	1	0.0-0	0	0	0-0	0	0	0
E.Winston	1	0	1	0.0-0	0	0	0-0	0	0	0
C.White	1	0	1	0.0-0	0	0	0-0	0	0	0
O.Daniels	1	0	1	0.0-0	0	0	0-0	0	0	0
K.Walter	1	0	1	0.0-0	0	0	0-0	0	0	0
M.Schaub	1	0	1	0.0-0	0	0	0-0	0	0	1
R.Grossman	0	0	0	0.0-0	0	0	0-0	0	0	1
V.Leach	0	0	0	0.0-0	0	0	0-0	0	0	1
TEXANS	702	207	909	30.0-91	82	83	14-212	74	12	16

SPECIAL TEAMS STATISTICS

SPECIAL TEAMS	Solo	Asst	Total	PAT	Blocks Punt	FG	Forced Fumbles	Fumble Recoveries
K.Bentley	9	11	20	0	0	0	0	0
A.Davis	11	1	12	0	0	0	0	2
J.Busing	7	5	12	0	0	0	0	0
G.Martinez	6	3	9	0	0	0	0	0
D.Barber	7	1	8	0	0	0	0	1
X.Adibi	7	1	8	0	0	0	1	0
R.Moats	6	0	6	0	0	0	0	0
N.Ferguson	6	1	7	0	0	0	0	0
J.Dreessen	4	2	6	0	0	0	0	0
C.Thompson	3	2	5	0	0	0	0	0
J.Casey	4	1	5	0	0	0	0	0
G.Quin	2	2	4	0	0	0	0	0
F.Bennett	3	0	3	0	0	0	0	1
C.Barwin	2	1	3	0	0	0	0	0
B.McCain	3	1	4	0	0	0	0	0
J.Reeves	2	1	3	0	0	0	0	0
A.Molden	1	1	2	0	0	0	0	0
A.Foster	1	1	2	0	0	0	0	0
D.Brown	1	0	1	0	0	0	0	0
B.Russell	1	0	1	0	0	0	0	0
K.Brown	1	0	1	0	0	0	0	0
Z.Diles	0	1	1	0	0	0	0	0
TEXANS	87	36	123	0	0	0	1	4
Opponents	71	23	94	0	0	3	0	3

2010 FINAL STATISTICS (6-10)

Date	W/L	Score	Opponent	Attendance
9/12	W	34-24	Indianapolis	70,974*
9/19	W	30-27 OT	at Washington	88,240*
9/26	L	13-27	Dallas	71,456*
10/3	W	31-24	at Oakland	32,218
10/10	L	10-34	N.Y. Giants	71,110*
10/17	W	35-31	Kansas City	70,926*
11/1	L	17-30	at Indianapolis	66,363*
11/7	L	23-29	San Diego	70,886*
11/14	L	24-31	at Jacksonville	62,340
11/21	L	27-30	at N.Y. Jets	78,843*
11/28	W	20-0	Tennessee	70,855*
12/2	L	24-34	at Philadelphia	69,144*
12/13	L	28-34 OT	Baltimore	71,413*
12/19	L	17-31	at Tennessee	69,143*
12/26	L	23-24	at Denver	73,691*
1/2/11	W	34-17	Jacksonville	71,023*

*Sellouts

TEAM STATISTICS	Texans	Opponents
TOTAL FIRST DOWNS	360	352
Rushing	118	113
Passing	222	211
Penalty	20	28
3rd Down: Made/Att	79/192	77/195
3rd Down Pct.	41.1%	39.5%
4th Down: Made/Att	9/19	11/13
4th Down Pct.	47.4%	84.6%
POSSESSION AVG.	29:06	30:54
TOTAL NET YARDS	6,186	6,031
Avg. Per Game	386.6	376.9
Total Plays	1,029	1,010
Avg. Per Play	6.0	6.0
NET YARDS RUSHING	2,042	1,751
Avg. Per Game	127.6	109.4
Total Rushes	423	433
NET YARDS PASSING	4,144	4,280
Avg. Per Game	259.0	267.5
Sacked/Yards Lost	32/226	30/219
Gross Yards	4,370	4,499
Attempts/Completions	574/365	547/354
Completion Pct.	63.6%	64.7%
Had Intercepted	12	13
PUNTS/AVERAGE	63/42.1	67/43.7
NET PUNTING AVG.	36.8	38.1
PENALTIES/YARDS	90/690	105/851
FUMBLES/BALL LOST	15/6	16/5
TOUCHDOWNS	44	52
Rushing	20	16
Passing	24	33
Returns	0	3

SCORE BY PERIODS	1	2	3	4	OT	Total
TEXANS	53	98	108	128	3	390
Opponents	96	139	75	111	6	427

SCORING	TD	Ru	Pa	Rt	PAT	FG	SAF	TP
N.Rackers	0	0	0	0	43/43	27/30	0	124
A.Foster	18	16	2	0	0/0	0/0	0	108
A.Johnson	8	0	8	0	0/0	0/0	0	48
K.Walter	5	0	5	0	0/0	0/0	0	30
D.Ward	4	4	0	0	0/0	0/0	0	24
J.Dreessen	4	0	4	0	0/0	0/0	0	24
J.Jones	3	0	3	0	0/0	0/0	0	20
O.Daniels	2	0	2	0	0/0	0/0	0	12
TEXANS	44	20	24	0	43/43	27/30	0	390
Opponents	52	16	33	3	50/50	21/27	0	427

2-Pt. Conversions: TEXANS 1/1, Opponents: 1/1

Sacks: M.Williams 8.5, M.Anderson 4.0, A.Smith 4.0, A.Okoye 3.0, B.Pollard 2.5, B. Cushing 1.5, T.Jamison 1.0, D.Lewis 1.0, E.Mitchell 1.0, T.Nolan 1.0, D.Ryans 1.0, D.Sharpton 1.0, J.Nading 0.5. **TEXANS: 30.0, Opponents: 32.0**

Fumbles/Lost: M.Schaub 9/3, A.Foster 3/2, J.Dreessen 1/1, A. Johnson 1/0, J.Jones 1/0. **TEXANS: 15/6, Opponents: 16/5**

Fumble Recoveries: G.Quin 2, K.Bentley 1, T.Nolan 1, A.Okoye 1. **Total: 5**

RUSHING	No.	Yds	Avg	Long	TD
A.Foster	327	1,616	4.9	74t	16
D.Ward	50	315	6.3	38t	4
S.Slaton	19	93	4.9	23	0
M.Schaub	22	28	1.3	8	0
A.Johnson	2	10	5.0	7	0
J.Jones	2	7	3.5	10	0
M.Turk	1	-27	-27.0	-27	0
TEXANS	423	2,042	4.8	74t	20
Opponents	433	1,751	4.0	42	16

RECEIVING	No.	Yds	Avg	Long	TD
A.Johnson	86	1,216	14.1	60	8
A.Foster	66	604	9.2	50	2
K.Walter	51	621	12.2	35	5
J.Jones	51	562	11.0	47	3
O.Daniels	38	471	12.4	31	2
J.Dreessen	36	518	14.4	43t	4
D.Anderson	11	117	10.6	35	0
J.Casey	8	98	12.3	33	0
V.Leach	8	91	11.4	21	0
D.Ward	7	61	8.7	12	0
S.Slaton	3	11	3.7	12	0
D.Dickerson	0	0	0	0	0
TEXANS	365	4,370	12.0	60	24
Opponents	354	4,499	12.7	73t	33

INTERCEPTIONS	No.	Yds	Avg	Long	TD
T.Nolan	3	35	11.7	20	0
G.Quin	3	12	4.0	10	0
J.Allen	3	1	0.3	1	0
K.Jackson	2	23	11.5	23	0
K.Bentley	1	18	18.0	18	0
S.McManis	1	1	1.0	1	0
TEXANS	13	90	6.9	23	0
Opponents	12	107	8.9	25t	2

PUNTING	No.	Yds	Avg	Net	TB	In	Lg	B
M.Turk	63	2,650	42.1	36.8	5	19	60	0
TEXANS	63	2,650	42.1	36.8	5	19	60	0
Opponents	67	2,930	43.7	38.1	7	31	59	0

PUNT RETURNS	Ret	FC	Yds	Avg	Long	TD
J.Jones	29	15	204	7.0	39	0
D.Anderson	4	1	26	6.5	17	0
B.Pollard	1	0	5	5.0	5	0
A.Molden	1	0	0	0.0	0	0
TEXANS	35	16	235	6.7	39	0
Opponents	29	14	233	8.0	30	0

KICKOFF RETURNS	No	Yds	Avg	Long	TD
S.Slaton	39	767	19.7	50	0
J.Jones	23	494	21.5	35	0
V.Leach	3	40	13.3	26	0
S.McManis	1	25	25.0	25	0
E.Mitchell	1	0	0.0	0	0
TEXANS	67	1,326	19.8	50	0
Opponents	72	1,741	24.2	103t	1

FIELD GOALS	1-19	20-29	30-39	40-49	50+
N.Rackers	0/0	8/8	11/11	5/7	3/4
TEXANS	0/0	8/8	11/11	5/7	3/4
Opponents	0/0	6/7	9/10	6/8	0/2

PASSING	Att	Comp	Yds	Cmp%	Yds/Att	TD	TD%	Int	Int%	Long	Sack/Lost	Rating
M.Schaub	574	365	4,370	63.6	7.6	24	4.2	12	2.1	60	32/226	92.0
TEXANS	574	365	4,370	63.6	7.6	24	4.2	12	2.1	60	32/226	92.0
Opponents	547	354	4,499	64.7	8.2	33	6.0	13	2.4	73t	30/219	100.5

2010 FINAL STATISTICS (6-10)

DEFENSIVE STATISTICS

TACKLES	Solo	Asst	Total	Sk Yds	Tackles For Loss	QB Press	INT- Yards	Pass Def.	Forced Fumbles	Fumble Recoveries
B.Pollard	82	30	112	2.5-14	4	4	0-0	5	4	0
G.Quin	71	14	85	0.0-0	3	1	3-12	14	1	2
Z.Diles	58	23	81	0.0-0	4	2	0-0	0	0	0
B.Cushing	53	23	76	1.5-12	8	12	0-0	4	1	0
K.Jackson	57	13	70	0.0-0	1	0	2-23	10	0	0
E.Wilson	41	15	56	0.0-0	0	0	0-0	3	0	0
D.Ryans	32	22	54	1.0-10	2	2	0-0	2	0	0
K.Bentley	32	19	51	0.0-0	3	2	1-18	1	0	1
A.Okoye	27	17	44	3.0-27	7	11	0-0	0	0	1
S.Cody	21	17	38	0.0-0	3	2	0-0	0	0	0
A.Smith	23	15	38	4.0-28	6	17	0-0	2	1	0
T.Nolan	27	9	36	1.0-8	1	2	3-35	5	0	1
M.Williams	22	6	28	8.5-54.5	10	19	0-0	2	1	0
E.Mitchell	18	10	28	1.0-8	3	1	0-0	0	0	0
J.Allen	22	1	23	0.0-0	0	0	3-1	4	0	0
B.McCain	17	5	22	0.0-0	0	0	0-0	2	0	0
M.Anderson	16	5	21	4.0-36	6	8	0-0	2	0	0
D.Sharpton	13	8	21	1.0-9	3	1	0-0	0	0	0
X.Adibi	13	5	18	0.0-0	2	0	0-0	0	1	0
D.Lewis	13	4	17	1.0-6	1	1	0-0	1	0	0
T.Jamison	12	3	15	1.0-3	2	1	0-0	0	0	0
J.Nading	4	5	9	0.5-3.5	0	1	0-0	1	0	0
D.Nixon	6	0	6	0.0-0	0	0	0-0	0	0	0
A.Ogunleye	1	1	2	0.0-0	0	1	0-0	0	0	0
S.McManis	1	1	2	0.0-0	0	0	1-1	1	0	0
M.Schaub	1	0	1	0.0-0	0	0	0-0	0	0	1
D.Barber	1	0	1	0.0-0	0	0	0-0	0	0	0
A.Foster	0	0	0	0.0-0	0	0	0-0	0	1	1
D.Anderson	0	0	0	0.0-0	0	0	0-0	0	1	1
TEXANS	684	271	955	30.0-219	69	88	13-90	59	11	8
Opponents	726	236	962	32.0-226	73	71	12-107	71	13	12

MISCELLANEOUS TACKLES: S.Slaton 2, A.Johnson 2, J.Dreessen 2, C.Myers 2, K.Walter 2, TEAM 2, M.Schaub 1, W.Smith 1, D.Anderson 1, D.Brown 1, O.Daniels 1

MISCELLANEOUS FUMBLE RECOVERIES: E.Winston 2, R.Butler 1, A.Johnson 1, J.Jones 1, M.Schaub 1, W.Smith 1, D.Ward 1

SPECIAL TEAMS STATISTICS

	Solo	Asst	Total	PAT	Blocks Punt	FG	Forced Fumble	Fumble Recoveries
J.Casey	10	7	17	0	0	0	0	0
D.Sharpton	10	3	13	0	0	0	0	0
T.Nolan	10	3	13	0	0	0	0	0
S.McManis	8	3	11	0	0	0	0	0
N.Rackers	4	4	8	0	0	0	0	0
V.Leach	6	2	8	0	0	0	0	0
J.Dreessen	7	0	7	0	0	0	0	0
A.Molden	5	1	6	0	0	0	0	0
D.Barber	4	1	5	0	0	0	0	0
J.Allen	2	2	4	0	0	0	0	0
D.Anderson	4	0	4	0	0	0	1	0
S.Keglar	3	1	4	0	0	0	0	0
K.Bentley	3	1	4	0	0	0	0	0
X.Adibi	3	1	4	0	0	0	1	0
D.Nixon	2	2	4	0	0	0	0	0
B.McCain	3	0	3	0	0	0	0	0
J.Weeks	1	2	3	0	0	0	0	0
K.Paymah	2	0	2	0	0	0	0	0
G.Graham	2	0	2	0	0	0	0	0
J.Nading	1	0	1	0	0	0	0	0
J.Wall	1	0	1	0	0	0	0	0
Z.Diles	1	0	1	0	0	0	0	0
M.Turk	0	1	1	0	0	0	0	0
B.Pollard	0	0	0	0	0	1	0	0
TEXANS	93	34	127	0	0	1	2	0
Opponents	94	39	133	0	0	0	0	3

2011 FINAL STATISTICS (10-6)

Date	W/L	Score	Opponent	Attendance
9/11	W	34-7	Indianapolis	71,444
9/18	W	23-13	at Miami	51,032
9/25	L	33-40	at New Orleans	73,002
10/2	W	17-10	Pittsburgh	71,585
10/9	L	20-25	Oakland	71,420
10/16	L	14-29	at Baltimore	71,154
10/23	W	41-7	at Tennessee	69,143
10/30	W	24-14	Jacksonville	71,412
11/6	W	30-12	Cleveland	71,511
11/13	W	37-9	at Tampa Bay	56,037
11/27	W	20-13	at Jacksonville	62,004
12/4	W	17-10	Atlanta	71,545
12/11	W	20-19	at Cincinnati	40,202
12/18	L	13-28	Carolina	71,540
12/22	L	16-19	at Indianapolis	64,159
1/1/12	L	22-23	Tennessee	71,512

TEAM STATISTICS	TEXANS	Opponents
TOTAL FIRST DOWNS	321	270
Rushing	131	73
Passing	176	166
Penalty	14	31
3rd Down: Made/Att	93/224	76/212
3rd Down Pct.	41.5%	35.8%
4th Down: Made/Att	3/11	6/13
4th Down Pct.	27.3%	46.2%
POSSESSION AVG.	32:41	27:20
TOTAL NET YARDS	5,954	4,571
Avg. Per Game	372.1	285.7
Total Plays	1,046	960
Avg. Per Play	5.7	4.8
NET YARDS RUSHING	2,448	1,536
Avg. Per Game	153.0	96.0
Total Rushes	546	378
NET YARDS PASSING	3,506	3,035
Avg. Per Game	219.1	189.7
Sacked/Yards Lost	33/190	44/287
Gross Yards	3,696	3,322
Attempts/Completions	467/288	538/279
Completion Pct.	61.7%	51.9%
Had Intercepted	9	17
PUNTS/AVERAGE	74/44.0	83/46.9
NET PUNTING AVG.	37.7	39.6
PENALTIES/YARDS	99/852	88/686
FUMBLES/BALL LOST	20/11	18/10
TOUCHDOWNS	41	27
Rushing	18	8
Passing	20	18
Returns	3	1

SCORE BY PERIODS	1	2	3	4	OT	Total
TEXANS	110	107	63	101	0	381
Opponents	39	78	56	105	0	278

SCORING	TD	Ru	Pa	Rt	PAT	FG	SAF	TP
N.Rackers	0	0	0	0	39/40	32/38	0	135
A.Foster	12	10	2	0	0/0	0/0	0	72
J.Dreessen	6	0	6	0	0/0	0/0	0	36
B.Tate	4	4	0	0	0/0	0/0	0	24
O.Daniels	3	0	3	0	0/0	0/0	0	18
J.Jones	3	0	2	1	0/0	0/0	0	18
K.Walter	3	0	3	0	0/0	0/0	0	18
A.Johnson	2	0	2	0	0/0	0/0	0	12
D.Ward	2	2	0	0	0/0	0/0	0	12
M.Schaub	2	2	0	0	0/0	0/0	0	12
W.Smith	1	0	0	1	0/0	0/0	0	6
B.Johnson	1	0	1	0	0/0	0/0	0	6
B.McCain	1	0	0	1	0/0	0/0	0	6
J.Casey	1	0	1	0	0/0	0/0	0	6
TEXANS	41	18	20	3	39/40	32/38	0	381
Opponents	27	8	18	1	22/22	30/36	2	278

2-Pt. Conversions: TEXANS 0/1, Opponents: 2/5

SACKS: C.Barwin 11.5, A.Smith 6.5, B.Reed 6.0, J.Watt 5.5, M.Williams 5.0, B.Cushing 4.0, T.Jamison 2.0, S.Cody 1.0, E. Mitchell 1.0, J. Nading 0.5, B. Braman 0.5, T.Nolan 0.5

TEXANS: 44.0, Opponents: 33.0

FUMBLES/LOST: B.Tate 4/3, A. Foster 4/3, D. Manning 1/0, M. Schaub 3/1, T. Yates 5/3, J. Delhomme 1/1, S. McManis 1/0

TEXANS: 19/11, Opponents: 17/9

FUMBLE RECOVERIES: J.Watt 2, B. Reed 2, B. Braman 1, S.Cody 1, T. Jamison 1, J. Nading 1, G. Quin 1. Total: 9

PASSING	Att	Comp	Yds	Cmp%	Yds/Att	TD	TD%	Int	Int%	Long	Sack/Lost	Rating
M.Schaub	292	178	2,479	61.0	8.5	15	5.1	6	2.1	80t	16/98	96.8
T.Yates	134	82	949	61.2	7.1	3	2.2	3	2.2	50	15/74	80.7
J.Delhomme	28	18	211	64.3	7.5	1	3.6	0	0.0	40	2/18	98.9
M.Leinart	13	10	57	76.9	4.4	1	7.7	0	0.0	20t	0/0	110.1
TEXANS	467	288	3,696	61.7	7.9	20	4.3	9	1.9	80t	33/190	92.7
Opponents	538	279	3,322	51.9	6.2	18	3.3	17	3.2	56	44/287	69.0

RUSHING	No.	Yds	Avg	Long	TD
A.Foster	278	1,224	4.4	43	10
B.Tate	175	942	5.4	56	4
D.Ward	45	154	3.4	15	2
T.Yates	14	57	4.1	17	0
S.Slaton	7	20	2.9	13	0
J.Jones	4	17	4.3	15	0
J.Casey	1	11	11.0	11	0
M.Schaub	15	9	0.6	3	2
A.Johnson	1	8	8.0	8	0
C.Ogbonnaya	3	6	2.0	4	0
B.Johnson	1	1	1.0	1	0
L.Vickers	1	0	0.0	0	0
J.Delhomme	0	0	0	0	0
M.Leinart	1	-1	-1.0	-1	0
TEXANS	546	2,448	4.5	56	18
Opponents	378	1,536	4.1	42	8

RECEIVING	No.	Yds	Avg	Long	TD
O.Daniels	54	677	12.5	34	3
A.Foster	53	617	11.6	78t	2
K.Walter	39	474	12.2	41	3
A.Johnson	33	492	14.9	50	2
J.Jones	31	512	16.5	80t	2
J.Dreessen	28	353	12.6	56t	6
J.Casey	18	260	14.4	62	1
B.Tate	13	98	7.5	14	0
B.Johnson	6	90	15.0	40	1
D.Mason	6	55	9.2	16	0
L.Vickers	4	29	7.3	17	0
G.Graham	1	24	24.0	24	0
D.Anderson	1	9	9.0	9	0
S.Slaton	1	6	6.0	6	0
J.Maehl	0	0	0	0	0
D.Ward	0	0	0	0	0
TEXANS	288	3,696	12.8	80t	20
Opponents	279	3,322	11.9	56	18

INTERCEPTIONS	No.	Yds	Avg	Long	TD
J.Joseph	4	40	10.0	29	0
J.Allen	4	34	8.5	34	0
B.McCain	2	48	24.0	38t	1
Q.Demps	2	47	23.5	42	0
D.Manning	2	22	11.0	22	0
B.Cushing	2	5	2.5	5	0
K.Jackson	1	0	0.0	0	0
TEXANS	17	196	11.5	42	1
Opponents	9	132	14.7	27	0

PUNTING	No.	Yds	Avg	Net	TB	In	Lg	B
B.Hartmann	58	2,573	44.4	37.8	7	15	69	0
M.Turk	16	683	42.7	37.4	1	4	55	0
TEXANS	74	3,256	44.0	37.7	8	19	69	0
Opponents	83	3,896	46.9	39.6	4	25	70	0

PUNT RETURNS	Ret	FC	Yds	Avg	Long	TD
J.Jones	49	7	518	10.6	79t	1
S.Keo	1	1	11	11.0	11	0
T.Holliday	1	3	0	0.0	0	0
TEXANS	51	11	529	10.4	79t	1
Opponents	32	20	307	9.6	33	0

KICKOFF RETURNS	No	Yds	Avg	Long	TD
D.Manning	13	356	27.4	46	0
S.McManis	10	205	20.5	45	0
Q.Demps	5	169	33.8	50	0
J.Casey	1	0	0.0	0	0
TEXANS	29	730	25.2	50	0
Opponents	46	1,030	22.4	63	0

FIELD GOALS	1-19	20-29	30-39	40-49	50+
N.Rackers	0/0	13/13	9/10	4/8	3/4
TEXANS	0/0	13/13	9/10	4/8	3/4
Opponents	1/1	6/7	6/9	8/9	6/7

2011 FINAL STATISTICS (10-6)

DEFENSIVE STATISTICS

TACKLES	Solo	Asst	Total	Sk Yds	Tackles For Loss	QB Press	INT- Yards	Pass Def.	Forced Fumbles	Fumble Recoveries
B.Cushing	76	38	114	4.0-21.0	8	12	2-5	5	2	0
G.Quin	59	18	77	0.0-0.0	2	0	0-0	9	0	1
D.Ryans	44	20	64	0.0-0.0	6	2	0-0	4	1	0
D. Manning	44	15	59	0.0-0.0	0	2	2-22	4	0	0
J.Watt	49	7	56	5.5-47.5	13	14	0-0	4	0	2
C.Barwin	34	13	47	11.5-78.5	12	27	0-0	7	1	0
J.Joseph	40	4	44	0.0-0.0	2	0	4-40	15	1	0
B.Reed	30	14	44	6.0-36.0	7	11	0-0	3	0	2
K.Jackson	35	5	40	0.0-0.0	2	0	1-0	7	1	0
J.Allen	33	4	37	0.0-0.0	2	0	4-34	11	0	0
T.Nolan	25	7	32	0.5-0.5	1	1	0-0	4	0	0
E.Mitchell	14	13	27	1.0-0.0	0	1	0-0	1	0	0
A.Smith	19	6	25	6.5-44.5	10	16	0-0	3	1	0
B.McCain	24	1	25	0.0-0.0	0	1	2-48	12	0	0
S.Cody	16	7	23	1.0-7.0	2	3	0-0	2	0	1
Q.Demps	18	4	22	0.0-0.0	0	1	2-47	4	0	0
T.Jamison	14	5	19	2.0-16.0	2	3	0-0	2	1	1
T.Bulman	6	6	12	0.0-0.0	0	0	0-0	0	0	0
M.Williams	10	1	11	5.0-29.0	5	6	0-0	1	1	0
D.Sharpton	9	0	9	0.0-0.0	0	0	0-0	0	0	0
T.Dobbins	2	2	4	0.0-0.0	1	0	0-0	1	1	0
M.Alexander	3	0	3	0.0-0.0	0	0	0-0	0	0	0
J.Nading	2	1	3	0.5-3.5	1	0	0-0	0	0	0
B.Harris	1	0	1	0.0-0.0	0	1	0-0	0	0	0
B.Braman	0	1	1	0.5-3.5	1	1	0-0	0	0	1
TEXANS	607	192	799	44.0-287	77	102	17-196	99	10	8
Opponents	749	220	969	33.0-190	75	52	9-132	62	15	12

MISCELLANEOUS TACKLES: J.Jones 2, K.Walter 2, A.Foster 2, E.Winston 2, M.Brisiel 2 (1 assist), W.Smith 2, A.Caldwell 1, A.Foster 1, A.Johnson 1, C.Myers 1, T.Yates 1; O.Daniels 1 (assist)

MISCELLANEOUS FUMBLE RECOVERIES: W.Smith 2, A.Foster 2, M.Schaub 1, K.Walter 1, E.Winston 1, T.Yates 1

MISCELLANEOUS FORCED FUMBLES: M.Brisiel, 1

SPECIAL TEAMS STATISTICS

	Solo	Asst	Total	PAT	Blocks Punt	FG	Forced Fumble	Fumble Recoveries
T.Dobbins	9	0	9	0	0	0	0	0
J.Allen	8	0	8	0	0	0	0	0
J.Nading	7	1	8	0	0	0	1	0
B.Braman	5	2	7	0	0	0	0	0
S.McManis	4	1	5	0	0	0	1	0
J.Dreessen	4	0	4	0	0	0	0	0
B.Hartmann	4	0	4	0	0	0	0	0
S.Keo	4	0	4	0	0	0	0	0
M.Alexander	4	0	4	0	0	0	0	0
T.Nolan	3	0	3	0	0	0	0	0
J.Casey	3	0	3	0	0	0	0	0
D.Barber	3	0	3	0	0	0	0	0
B.Johnson	3	0	3	0	0	0	0	0
D.Sharpton	3	0	3	0	0	0	0	0
B.McCain	3	0	3	0	0	0	0	0
N.Rackers	2	1	3	0	0	0	0	0
B.Harris	1	1	2	0	0	0	0	0
L.Vickers	2	0	2	0	0	0	0	0
K.Jackson	2	0	2	0	0	0	0	0
Q.Demps	0	1	1	0	0	0	0	0
D.Anderson	1	0	1	0	0	0	0	0
C.Ogbonnaya	1	0	1	0	0	0	0	0
B.Reed	1	0	1	0	0	0	0	0
M.Turk	0	1	1	0	0	0	0	0
E.Mitchell	0	0	0	0	0	0	0	2
D.Manning	0	0	0	0	0	1	0	0
J.Watt	0	0	0	0	0	1	0	0
TEXANS	77	8	85	0	0	2	2	2
Opponents	68	20	88	1	0	0	2	4

2011 POSTSEASON STATISTICS (1-1)

Date	W/L	Score	Opponent	Attendance
1/7/12	W	31-10	Cincinnati	71,725
1/15/12	L	13-20	at Baltimore	71,547

TEAM STATISTICS

	Texans	Opponents
TOTAL FIRST DOWNS	35	32
Rushing	14	10
Passing	20	20
Penalty	1	2
3rd Down: Made/Att	11/27	10/29
3rd Down Pct.	40.7%	34.5%
4th Down: Made/Att	0/1	0/3
4th Down Pct.	0.0%	0.0%
POSSESSION AVG.	29:12	30:49
TOTAL NET YARDS	655	527
Avg. Per Game	327.5	263.5
Total Plays	120	128
Avg. Per Play	5.5	4.1
NET YARDS RUSHING	319	163
Avg. Per Game	159.5	81.5
Total Rushes	63	50
NET YARDS PASSING	336	364
Avg. Per Game	168.0	182.0
Sacked/Yards Lost	2/7	9/69
Gross Yards	343	433
Attempts/Completions	55/28	69/41
Completion Pct.	50.9%	59.4%
Had Intercepted	3	3
PUNTS/AVERAGE	10/45.1	12/49.1
NET PUNTING AVG.	41.1	44.4
PENALTIES/YARDS	8/107	3/25
FUMBLES/BALL LOST	3/1	4/0
TOUCHDOWNS	5	3
Rushing	3	1
Passing	1	2
Returns	1	0

SCORE BY PERIODS

	1	2	3	4	OT	Total
TEXANS	10	20	7	7	0	44
Opponents	24	3	0	3	0	30

SCORING

	TD	Ru	Pa	Rt	PAT	FG	SAF	TP
A.Foster	3	3	0	0	0/0	0/0	0	18
N.Rackers	0	0	0	0	5/5	3/4	0	14
A.Johnson	1	0	1	0	0/0	0/0	0	6
J.Watt	1	0	0	1	0/0	0/0	0	6
TEXANS	5	3	1	1	5/5	3/4	0	44
Opponents	3	1	2	0	3/3	3/4	0	30

2-Pt. Conversions: TEXANS 0/0, Opponents: 0/0

SACKS: J. Watt 3.5, B. Reed 3.5, E. Mitchell 1.0, A. Smith 1.0. TEXANS: 9.0, Opponents: 2.0

FUMBLES/LOST: J. Jones 2/1, A. Foster 1/0. TEXANS: 3/1, Opponents: 4/0

FUMBLE RECOVERIES: None. Total: 0

RUSHING	No.	Yds	Avg	Long	TD
A.Foster	51	285	5.6	42t	3
B.Tate	9	37	4.1	9	0
J.Casey	1	0	0.0	0	0
T.Yates	2	-3	-1.5	-1	0
TEXANS	63	319	5.1	42t	3
Opponents	50	163	3.3	19	1

RECEIVING	No.	Yds	Avg	Long	TD
A.Johnson	13	201	15.5	40t	1
A.Foster	8	51	6.4	16	0
O.Daniels	4	55	13.8	21	0
K.Walter	3	36	12.0	19	0
J.Dreessen	0	0	0	0	0
J.Casey	0	0	0	0	0
B.Tate	0	0	0	0	0
TEXANS	28	343	12.3	40t	1
Opponents	41	433	10.6	36	2

INTERCEPTIONS	No.	Yds	Avg	Long	TD
J.Watt	1	29	29.0	29t	1
D.Manning	1	0	0.0	0	0
J.Joseph	1	-1	-1.0	-1	0
TEXANS	3	28	9.3	29t	1
Opponents	3	1	0.3	1	0

PUNTING	No.	Yds	Avg	Net	TB	In	Lg	B
M.Turk	10	451	45.1	41.1	1	2	56	0
TEXANS	10	451	45.1	41.1	1	2	56	0
Opponents	12	589	49.1	44.4	2	2	64	0

PUNT RETURNS	Ret	FC	Yds	Avg	Long	TD
J.Jones	9	0	16	1.8	9	0
TEXANS	9	0	16	1.8	9	0
Opponents	3	5	20	6.7	8	0

KICKOFF RETURNS	No	Yds	Avg	Long	TD
D.Manning	4	133	33.3	60	0
TEXANS	4	133	33.3	60	0
Opponents	2	47	23.5	25	0

FIELD GOALS	1-19	20-29	30-39	40-49	50+
N.Rackers	0/0	0/0	2/2	1/1	0/1
TEXANS	0/0	0/0	2/2	1/1	0/1
Opponents	0/0	0/0	1/1	2/2	0/1

PASSING	Att	Comp	Yds	Cmp%	Yds/Att	TD	TD%	Int	Int%	Long	Sack/Lost	Rating
T.Yates	55	28	343	50.9	6.2	1	1.8	3	5.5	40t	2/7	53.8
TEXANS	55	28	343	50.9	6.2	1	1.8	3	5.5	40t	2/7	53.8
Opponents	69	41	433	59.4	6.3	2	2.9	3	4.3	36	9/69	69.3

2011 POSTSEASON STATISTICS (1-1)

DEFENSIVE STATISTICS

TACKLES	Solo	Asst	Total	Sk Yds	Tackles For Loss	QB Press	INT- Yards	Pass Def.	Forced Fumbles	Fumble Recoveries
B.Cushing	10	9	19	0.0-0.0	1	0	0-0	1	0	0
D.Manning	13	3	16	0.0-0.0	0	0	1-0	2	0	0
J.Watt	11	3	14	3.5-29.0	4	4	1-29	1	0	0
B.Reed	9	4	13	3.5-23.0	2	3	0-0	0	1	0
D.Ryans	4	7	11	0.0-0.0	1	0	0-0	0	0	0
K.Jackson	7	1	8	0.0-0.0	0	0	0-0	1	0	0
J.Joseph	8	0	8	0.0-0.0	1	0	1--1	5	0	0
A.Smith	7	1	8	1.0-8.0	3	1	0-0	0	0	0
G.Quin	6	2	8	0.0-0.0	0	0	0-0	0	0	0
S.Cody	2	5	7	0.0-0.0	0	0	0-0	0	0	0
J.Allen	3	2	5	0.0-0.0	0	0	0-0	2	0	0
E.Mitchell	3	2	5	1.0-9.0	1	1	0-0	1	0	0
C.Barwin	5	0	5	0.0-0.0	0	2	0-0	0	0	0
Q.Demps	3	0	3	0.0-0.0	1	0	0-0	0	0	0
T.Jamison	1	1	2	0.0-0.0	0	0	0-0	1	0	0
T.Dobbins	2	0	2	0.0-0.0	0	0	0-0	0	0	0
B.McCain	0	0	0	0.0-0.0	0	0	0-0	2	0	0
J.Nading	0	0	0	0.0-0.0	0	0	0-0	0	1	0
TEXANS	94	40	134	9.0-69	14	11	3-28	16	2	0
Opponents	88	18	106	2.0-7	4	5	3-1	14	2	0

SPECIAL TEAMS STATISTICS

	Solo	Asst	Total	PAT	Blocks Punt	FG	Forced Fumbles	Fumble Recoveries
J.Casey	3	0	3	0	0	0	0	0
T.Dobbins	1	0	1	0	0	0	0	0
J.Nading	1	0	1	0	0	0	1	0
J.Allen	1	0	1	0	0	0	0	0
J.Weeks	1	0	1	0	0	0	0	0
B.Braman	0	1	1	0	0	0	0	0
S.Keo	0	1	1	0	0	0	0	0
S.McManis	0	1	1	0	0	0	0	0
J.Jones	0	0	0	0	0	0	0	1
TEXANS	7	3	10	0	0	0	1	1
Opponents	13	0	13	0	0	0	1	2

2012 FINAL STATISTICS (12-4)

Date	W/L	Score	Opponent	Attendance
9/9	W	30-10	Miami	71,566
9/16	W	27-7	at Jacksonville	62,907
9/23	W	31-25	at Denver	76,566
9/30	W	38-14	Tennessee	71,581
10/8	W	23-17	at New York Jets	79,088
10/14	L	24-42	Green Bay	71,702
10/21	W	43-13	Baltimore	71,708
11/4	W	21-9	Buffalo	71,698
11/11	W	13-6	at Chicago	62,410
11/18	W43-37 (OT)		Jacksonville	71,676
11/22	W34-31 (OT)		at Detroit	64,827
12/2	W	24-10	at Tennessee	69,143
12/10	L	14-42	at New England	68,756
12/16	W	29-17	Indianapolis	71,702
12/23	L	6-23	Minnesota	71,688
12/30	L	16-28	at Indianapolis	66,957

TEAM STATISTICS	TEXANS	Opponents
TOTAL FIRST DOWNS	341	292
Rushing	114	94
Passing	205	167
Penalty	22	31
3rd Down: Made/Att	83/221	71/215
3rd Down Pct.	37.6%	33.0%
4th Down: Made/Att	4/7	5/16
4th Down Pct.	57.1%	31.3%
POSSESSION AVG.	32:53	27:07
TOTAL NET YARDS	5,953	5,172
Avg. Per Game	372.1	323.3
Total Plays	1,090	1,015
Avg. Per Play	5.5	5.1
NET YARDS RUSHING	2,123	1,560
Avg. Per Game	132.7	97.5
Total Rushes	508	390
NET YARDS PASSING	3,830	3,612
Avg. Per Game	239.4	225.8
Sacked/Yards Lost	28/216	44/269
Gross Yards	4,046	3,881
Attempts/Completions	554/354	581/308
Completion Pct.	63.9%	53.0%
Had Intercepted	13	15
PUNTS/AVERAGE	88/47.2	92/45.2
NET PUNTING AVG.	40.5	39.2
PENALTIES/YARDS	108/873	90/863
FUMBLES/BALL LOST	12/4	23/14
TOUCHDOWNS	46	38
Rushing	19	5
Passing	22	29
Returns	5	4

SCORE BY PERIODS	1	2	3	4	OT	Total
TEXANS	94	136	100	74	12	416
Opponents	77	83	85	83	3	331

SCORING	TD	Ru	Pa	Rt	PAT	FG	2PT	TP
S.Graham	0	0	0	0	45/45	31/38	0	138
A.Foster	17	15	2	0	0/0	0/0	0	102
O.Daniels	6	0	6	0	0/0	0/0	0	36
A.Johnson	4	0	4	0	0/0	0/0	0	24
J.Casey	3	0	3	0	0/0	0/0	0	18
G.Graham	3	0	3	0	0/0	0/0	0	18
B.Tate	2	2	0	0	0/0	0/0	0	12
K.Walter	2	0	2	0	0/0	0/0	0	12
J.Joseph	1	0	0	1	0/0	0/0	0	6
D.Manning	1	0	0	1	0/0	0/0	0	6
J.Forsett	1	1	0	0	0/0	0/0	0	6
T.Yates	1	1	0	0	0/0	0/0	0	6
B.Braman	1	0	0	1	0/0	0/0	0	6
L.Jean	1	0	1	0	0/0	0/0	0	6
K.Martin	1	0	1	0	0/0	0/0	0	6
D.Posey	1	0	0	1	0/0	0/0	0	6
K.Jackson	1	0	0	1	0/0	0/0	0	6
C.Barwin	0	0	0	0	0/0	0/0	0	2
TEXANS	46	19	22	5	45/45	31/38	0	416
Opponents	38	5	29	4	38/38	21/24	0	331

2-Pt. Conversions: TEXANS 0/0, Opponents: 0/0
 SACKS: J.Watt 20.5, A.Smith 7.0, W.Mercilus 6.0, C.Barwin 3.0, B.Reed 2.5, T.Jamison 1.0, B.Ruud 1.0, G.Quin 1.0, D.Manning 1.0, B.McCain 0.5, B.James 0.5 TEXANS: 44.0, Opponents: 28.0

PASSING	Att	Comp	Yds	Cmp%	Yds/Att	TD	TD%	Int	Int%	Long	Sack/Lost	Rating
M.Schaub	544	350	4,008	64.3	7.4	22	4.0	12	2.2	60t	27/216	90.7
T.Yates	10	4	38	40.0	3.8	0	0.0	1	10.0	19	1/0	11.7
TEXANS	554	354	4,046	63.9	7.3	22	4.0	13	2.3	60t	28/216	89.2
Opponents	581	308	3,881	53.0	6.7	29	5.0	15	2.6	81t	44/269	80.0

RUSHING	No.	Yds	Avg	Long	TD
A.Foster	351	1,424	4.1	46	15
J.Forsett	63	374	5.9	81t	1
B.Tate	65	279	4.3	25	2
K.Martin	4	53	13.3	21	0
J.Casey	1	6	6.0	6	0
T.Yates	2	-1	-0.5	1t	1
D.Posey	1	-3	-3.0	-3	0
M.Schaub	21	-9	-0.4	8	0
TEXANS	508	2,123	4.2	81t	19
Opponents	390	1,560	4.0	29	5

RECEIVING	No.	Yds	Avg	Long	TD
A.Johnson	112	1,598	14.3	60t	4
O.Daniels	62	716	11.5	39t	6
K.Walter	41	518	12.6	52t	2
A.Foster	40	217	5.4	23	2
J.Casey	34	330	9.7	30	3
G.Graham	28	263	9.4	30	3
B.Tate	11	49	4.5	11	0
K.Martin	10	85	8.5	18	1
L.Jean	6	151	25.2	54t	1
D.Posey	6	87	14.5	36	0
J.Forsett	3	38	12.7	18	0
M.Schaub	1	-6	-6.0	-6	0
A.Gardner	0	0	0	0	0
TEXANS	354	4,046	11.4	60t	22
Opponents	308	3,881	12.6	81t	29

INTERCEPTIONS	No.	Yds	Avg	Long	TD
K.Jackson	4	71	17.8	63t	1
J.Joseph	2	88	44.0	52t	1
D.Manning	2	59	29.5	55t	1
G.Quin	2	22	11.0	22	0
B.McCain	1	86	86.0	86	0
T.Dobbins	1	7	7.0	7	0
B.Cushing	1	1	1.0	1	0
S.Keo	1	1	1.0	1	0
D.Sharpton	1	-2	-2.0	-2	0
TEXANS	15	333	22.2	86	3
Opponents	13	136	10.5	26	0

PUNTING	No.	Yds	Avg	Net	TB	In	Lg	B
D.Jones	88	4,150	47.2	40.5	5	28	66	0
TEXANS	88	4,150	47.2	40.5	5	28	66	0
Opponents	90	4,156	45.2	40.0	3	35	70	2

PUNT RETURNS	Ret	FC	Yds	Avg	Long	TD
K.Martin	22	10	267	12.1	71	0
T.Holliday	16	6	147	9.2	36	0
TEXANS	38	16	414	10.9	71	0
Opponents	48	15	483	10.1	72t	1

KICKOFF RETURNS	No.	Yds	Avg	Long	TD
K.Martin	31	741	23.9	54	0
T.Holliday	10	194	19.4	30	0
D.Manning	1	18	18.0	18	0
J.Casey	1	0	0.0	0	0
S.Keo	1	0	0.0	0	0
TEXANS	44	953	21.7	54	0
Opponents	62	1,595	25.7	101t	2

FIELD GOALS	1-19	20-29	30-39	40-49	50+
S.Graham	1/1	8/8	11/11	7/9	4/9
TEXANS	1/1	8/8	11/11	7/9	4/9
Opponents	0/0	5/5	7/8	4/6	5/5

FUMBLES/LOST: A. Foster, 3/2, T. Yates 2/1, B. Tate, 1/1, T. Holliday, 1/0, M. Schaub 4/0, K. Martin 1/0 TEXANS: 12/4, Opponents: 22/14
 OPP. FUMBLE RECOVERIES: T. Dobbins 4, J. Watt 2, B. James 2, C. Barwin 1, Q. Demps 1, D. Manning 1, W. Mercilus 1, D. Sharpton 1, A. Smith 1. Total: 14

2012 FINAL STATISTICS (12-4)

DEFENSIVE STATISTICS

TACKLES	Solo	Asst	Total	Sacks	Sk Yds	Tackles For Loss	QB Hits	INT- Yards	Pass Def.	Forced Fumbles	Fumble Recoveries
J.Watt	85	22	107	20.5	138.5	39	42	0	16	4	2
G.Quin	91	14	105	1.0	8.0	6	1	2 (22)	14	2	0
B.James	57	48	105	0.5	4.0	3	3	0	2	0	2
D.Manning	87	9	96	1.0	0.0	2	1	2 (59)	8	3	1
J.Joseph	60	7	67	0.0	0.0	0	0	2 (88)	11	0	0
K.Jackson	57	9	66	0.0	0.0	1	0	4 (71)	16	0	0
C.Barwin	39	26	65	3.0	15.0	12	16	0	4	0	1
E.Mitchell	25	30	55	0.0	0.0	1	1	0	3	1	0
A.Smith	35	16	51	7.0	51.0	7	17	0	3	2	1
T.Dobbins	30	19	49	0.0	0.0	2	2	1 (7)	4	0	4
B.Cushing	27	16	43	0.0	0.0	0	1	1 (1)	2	1	0
B.Reed	23	19	42	2.5	11.5	4	6	0	3	1	0
D.Sharpton	18	21	39	0.0	0.0	2	2	1 (-2)	2	0	1
J.Crick	17	15	32	0.0	0.0	0	2	0	2	0	0
Q.Demps	26	4	30	0.0	0.0	2	0	0	5	0	1
S.Cody	13	14	27	0.0	0.0	0	0	0	2	0	0
W.Mercilus	14	10	24	6.0	17.0	6	5	0	1	2	1
B.McCain	20	2	22	0.5	4.0	0	2	1 (86)	7	0	0
B.Ruud	8	7	15	1.0	8.0	1	1	0	2	0	0
B.Harris	10	2	12	0.0	0.0	0	0	0	3	0	0
T.Jamison	2	9	11	1.0	12.0	1	1	0	1	0	0
A.Ball	7	0	7	0.0	0.0	0	0	0	3	0	0
B.Braman	4	2	6	0.0	0.0	0	0	0	0	0	0
T.Nolan	4	1	5	0.0	0.0	0	0	0	0	0	0
R.Carmichael	5	0	5	0.0	0.0	0	0	0	1	0	0
S.Keo	2	2	4	0.0	0.0	0	0	1 (1)	1	0	0
J.Nading	1	2	3	0.0	0.0	0	0	0	0	0	0
T.McClain	0	1	1	0.0	0.0	0	0	0	0	0	0
TEXANS	767	327	1,094	44.0	269.0	89	103	15 (333)	116	16	14
Opponents	730	212	942	28.0	216.0	84	71	13 (136)	67	8	4

MISCELLANEOUS TACKLES: O.Daniels 4, A.Johnson 3, K.Martin 2, A.Caldwell 1, J.Casey 1, J.Forsett 1, A.Foster 1, G.Graham 1, D.Newton 1, K.Walter 1.

MISCELLANEOUS FUMBLE RECOVERIES: M.Schaub 2, A.Foster 1, R.Harris 1, C.Myers 1, T.Yates 1.

SPECIAL TEAMS STATISTICS

	Solo	Asst	Total	Blocked PAT	Blocked Punt	Blocked FG	Forced Fumbles	Fumble Recoveries
B.Braman	14	2	16	0	2	0	0	0
A.Ball	11	2	13	0	0	0	1	0
J.Nading	10	3	13	0	0	0	0	0
S.Keo	7	4	11	0	0	0	0	0
T.Dobbins	7	2	9	0	0	0	0	0
Q.Demps	6	3	9	0	0	0	0	0
W.Mercilus	5	2	7	0	0	0	0	0
M.Alexander	4	1	5	0	0	0	0	0
B.McCain	5	0	5	0	0	0	0	0
D.Posey	2	3	5	0	0	0	0	0
R.Carmichael	5	0	5	0	0	0	0	0
J.Forsett	4	0	4	0	0	0	0	0
B.Ruud	4	0	4	0	0	0	0	0
T.Nolan	1	2	3	0	0	0	0	0
S.Graham	3	0	3	0	0	0	0	0
J.Casey	3	0	3	0	0	0	0	0
J.Weeks	0	2	2	0	0	0	0	0
B.Harris	2	0	2	0	0	0	0	0
D.Jones	1	1	2	0	0	0	0	0
G.Graham	1	0	1	0	0	0	0	0
D.Sharpton	1	0	1	0	0	0	0	0
E.Pleasant	1	0	1	0	0	0	0	0
T.Clutts	0	1	1	0	0	0	0	0
K.Martin	0	0	0	0	0	0	0	1
TEXANS	97	28	125	0	2	0	1	1
Opponents	67	16	83	0	0	1	1	1

2012 POSTSEASON STATISTICS (1-1)

Date	W/L	Score	Opponent	Attendance
1/5/13	W	19-13	Cincinnati (WC)	71,738
1/13/13	L	41-28	at New England (Div)	68,756

TEAM STATISTICS	TEXANS	Opponents
TOTAL FIRST DOWNS	49	36
Rushing	13	13
Passing	32	20
Penalty	4	3
3rd Down: Made/Att	12/32	6/22
3rd Down Pct.	37.5%	27.3%
4th Down: Made/Att	3/5	1/2
4th Down Pct.	60.0%	50.0%
POSSESSION AVG.	35:07	24:54
TOTAL NET YARDS	845	655
Avg. Per Game	422.5	327.5
Total Plays	152	113
Avg. Per Play	5.6	5.8
NET YARDS RUSHING	249	202
Avg. Per Game	124.5	101.0
Total Rushes	62	40
NET YARDS PASSING	596	453
Avg. Per Game	298.0	226.5
Sacked/Yards Lost	1/9	3/18
Gross Yards	605	471
Attempts/Completions	89/63	70/39
Completion Pct.	70.8%	55.7%
Had Intercepted	2	1
PUNTS/AVERAGE	8/38.5	10/49.7
NET PUNTING AVG.	34.5	46.6
PENALTIES/YARDS	10/75	10/107
FUMBLES/BALL LOST	3/0	1/0
TOUCHDOWNS	4	6
Rushing	2	2
Passing	2	3
Returns	0	1

SCORE BY PERIODS	1	2	3	4	OT	Total
TEXANS	6	16	7	18	0	47
Opponents	7	17	17	13	0	54

SCORING	TD	Ru	Pa	Rt	PAT	FG	2PT	TP
S.Graham	0	0	0	0	3/3	6/6	0	21
A.Foster	3	2	1	0	0/0	0/0	0	18
D.Posey	1	0	1	0	0/0	0/0	0	6
A.Johnson	0	0	0	0	0/0	0/0	1	2
TEXANS	4	2	2	0	3/3	6/6	1	47
Opponents	6	2	3	1	6/6	4/4	0	54

2-Pt. Conversions: TEXANS 1/1, Opponents: 0/0
 SACKS: B.Reed 1.5, J.Watt 1.5. TEXANS: 3.0, Opponents: 1.0

FUMBLES/LOST: K. Martin 1/0, M. Schaub 1/0, K. Walter 1/0. TEXANS: 3/0. Opponents: 0/0

OPP. FUMBLE RECOVERIES: None

RUSHING	No.	Yds	Avg	Long	TD
A.Foster	54	230	4.3	21	2
K.Martin	1	16	16.0	16	0
M.Schaub	5	2	0.4	2	0
B.Tate	2	1	0.5	1	0
TEXANS	62	249	4.0	21	2
Opponents	40	202	5.1	29	2

Receiving	No.	Yds	Avg	Long	TD
O.Daniels	18	172	9.6	24	0
A.Foster	15	97	6.5	28	1
A.Johnson	12	157	13.1	22	0
K.Walter	6	41	6.8	12	0
G.Graham	5	42	8.4	20	0
J.Casey	4	49	12.3	20	0
D.Posey	3	47	15.7	25t	1
L.Jean	0	0	0	0	0
TEXANS	63	605	9.6	28	2
Opponents	39	471	12.1	47	3

Interceptions	No.	Yds	Avg	Long	TD
J.Joseph	1	14	14.0	14	0
TEXANS	1	14	14.0	14	0
Opponents	2	27	13.5	21t	1

PUNTING	No.	Yds	Avg	Net	TB	In	Lg	B
D.Jones	8	308	38.5	34.5	1	3	48	0
TEXANS	8	308	38.5	34.5	1	3	48	0
Opponents	10	497	49.7	46.6	0	5	64	0

PUNT RETURNS	Ret	FC	Yds	Avg	Long	TD
K.Martin	5	3	31	6.2	12	0
TEXANS	5	3	31	6.2	12	0
Opponents	4	1	12	3.0	12	0

Kickoff Returns	No.	Yds	Avg	Long	TD
D.Manning	6	263	43.8	94	0
J.Casey	1	14	14.0	14	0
TEXANS	7	277	39.6	94	0
Opponents	9	207	23.0	43	0

Field Goals	1-19	20-29	30-39	40-49	50+
S.Graham	0/0	4/4	0/0	1/1	1/1
TEXANS	0/0	4/4	0/0	1/1	1/1
Opponents	0/0	0/0	3/3	1/1	0/0

PASSING	Att	Comp	Yds	Cmp%	Yds/Att	TD	TD%	Int	Int%	Long	Sack/Lost	Rating
M.Schaub	89	63	605	70.8	6.8	2	2.2	2	2.2	28	1/9	87.5
TEXANS	89	63	605	70.8	6.8	2	2.2	2	2.2	28	1/9	87.5
Opponents	70	39	471	55.7	6.7	3	4.3	1	1.4	47	3/18	84.9

2012 POSTSEASON STATISTICS (1-1)

DEFENSIVE STATISTICS

TACKLES	Solo	Asst	Total	Sacks	Sk Yds	Tackles For Loss	QB Hits	INT- Yards	Pass Def.	Forced Fumbles	Fumble Recoveries
B.James	6	9	15	0.0	0.0	2	0	0	0	0	0
G.Quin	6	8	14	0.0	0.0	1	2	0	3	0	0
J.Joseph	8	2	10	0.0	0.0	0	0	1 (14)	2	0	0
J.Watt	6	3	9	1.5	13.5	3	3	0	2	0	0
S.Keo	3	5	8	0.0	0.0	0	0	0	0	0	0
D.Manning	4	3	7	0.0	0.0	0	0	0	0	0	0
B.Reed	4	2	6	1.5	4.5	0	2	0	0	0	0
K.Jackson	4	2	6	0.0	0.0	0	0	0	2	0	0
B.Ruud	3	3	6	0.0	0.0	0	0	0	0	0	0
E.Mitchell	2	3	5	0.0	0.0	1	0	0	0	0	0
A.Smith	3	0	3	0.0	0.0	0	3	0	0	0	0
B.Harris	3	0	3	0.0	0.0	0	0	0	1	0	0
C.Barwin	2	0	2	0.0	0.0	1	0	0	1	0	0
A.Ball	1	0	1	0.0	0.0	0	0	0	0	0	0
J.Crick	0	1	1	0.0	0.0	0	0	0	0	0	0
W.Mercilus	0	1	1	0.0	0.0	0	0	0	0	0	0
TEXANS	55	42	97	3.0	18.0	8	10	1 (14)	11	0	0
Opponents	102	37	139	1.0	9.0	6	5	2 (27)	6	1	0

MISCELLANEOUS TACKLES: C.Myers 1

SPECIAL TEAMS STATISTICS

	Solo	Asst	Total	Blocked PAT	Blocked Punt	Blocked FG	Forced Fumbles	Fumble Recoveries
A.Ball	4	0	4	0	0	0	0	0
D.Posey	2	0	2	0	0	0	0	0
Q.Demps	1	1	2	0	0	0	0	0
S.Graham	2	0	2	0	0	0	0	0
W.Mercilus	1	0	1	0	0	0	0	0
E.Pleasant	0	1	1	0	0	0	0	0
B.Braman	1	0	1	0	0	0	0	0
B.Harris	1	0	1	0	0	0	0	0
TEXANS	12	2	14	0	0	0	0	0
Opponents	8	6	14	0	0	0	0	1

2013 FINAL STATISTICS (2-14)

Date	W/L	Score	Opponent	Attendance
9/9	W	31-28	at San Diego	59,522
9/15	W	30-24 (OT)	Tennessee	71,718
9/22	L	30-9	at Baltimore	71,168
9/29	L	23-20 (OT)	Seattle	71,756
10/6	L	34-3	at San Francisco	69,732
10/13	L	38-13	St. Louis	71,104
10/20	L	17-16	at Kansas City	74,118
11/3	L	27-24	Indianapolis	71,778
11/10	L	27-24	at Arizona	60,845
11/17	L	28-23	Oakland	71,726
11/24	L	13-6	Jacksonville	71,659
12/1	L	34-31	New England	71,769
12/5	L	27-20	at Jacksonville	60,414
12/15	L	25-3	at Indianapolis	65,470
12/22	L	37-13	Denver	71,161
12/29	L	16-10	at Tennessee	69,143

TEAM STATISTICS	TEXANS	Opponents
TOTAL FIRST DOWNS	307	282
Rushing	90	88
Passing	198	158
Penalty	19	36
3rd Down: Made/Att	83/231	75/217
3rd Down Pct.	35.9%	34.6%
4th Down: Made/Att	6/17	3/8
4th Down Pct.	35.3%	37.5%
POSSESSION AVG.	31:00	29:00
TOTAL NET YARDS	5,556	5,081
Avg. Per Game	347.3	317.6
Total Plays	1,089	970
Avg. Per Play	5.1	5.2
NET YARDS RUSHING	1,743	1,958
Avg. Per Game	108.9	122.4
Total Rushes	414	454
NET YARDS PASSING	3,813	3,123
Avg. Per Game	238.3	195.2
Sacked/Yards Lost	42/370	32/187
Gross Yards	4,183	3,310
Attempts/Completions	633/371	484/287
Completion Pct.	58.6%	59.3%
Had Intercepted	22	7
PUNTS/AVERAGE	88/47.6	91/45.7
NET PUNTING AVG.	40.0	40.2
PENALTIES/YARDS	112/1,138	103/809
FUMBLES/BALL LOST	21/9	15/4
TOUCHDOWNS	28	48
Rushing	7	11
Passing	19	29
Returns	2	8

SCORE BY PERIODS	1	2	3	4	OT	Total
TEXANS	64	93	53	60	6	276
Opponents	97	113	106	109	3	428

SCORING	TD	Ru	Pa	Rt	PAT	FG	2PT	TP
R.Bullock	0	0	0	0	26/26	26/35	0	104
G.Graham	5	0	5	0	0/0	0/0	0	30
A.Johnson	5	0	5	0	0/0	0/0	0	30
B.Tate	4	4	0	0	0/0	0/0	0	24
O.Daniels	3	0	3	0	0/0	0/0	0	18
K.Martin	3	0	2	1	0/0	0/0	0	18
A.Foster	2	1	1	0	0/0	0/0	1	14
D.Hopkins	2	0	2	0	0/0	0/0	0	12
B.Cushing	1	0	0	1	0/0	0/0	0	6
C.Keenum	1	1	0	0	0/0	0/0	0	6
J.Grimes	1	1	0	0	0/0	0/0	0	6
R.Griffin	1	0	1	0	0/0	0/0	0	6
J.Mays	0	0	0	0	0/0	0/0	0	2
TEXANS	28	7	19	2	26/26	26/35	1	276
Opponents	48	11	29	8	46/46	30/35	1	428

2-Pt. Conversions: TEXANS 1/1, Opponents: 1/2

SACKS: J.Watt 10.5, W.Mercilus 7.0, A.Smith 5.0, B.Reed 3.0, E.Mitchell 1.5, B.Cushing 1.5, J.Mays 1.0, D.Manning 1.0, TEAM 1.0, J.Tarpinian 0.5 **TEXANS: 32.0, Opponents: 42.0**

RUSHING	No.	Yds	Avg	Long	TD
B.Tate	181	771	4.3	60	4
A.Foster	121	542	4.5	23	1
D.Johnson	49	183	3.7	29	0
J.Grimes	21	73	3.5	12	1
C.Keenum	14	72	5.1	22	1
D.Karim	12	51	4.3	14	0
M.Schaub	5	24	4.8	7	0
C.Wood	3	9	3.0	5	0
R.Graham	4	8	2.0	4	0
S.Keo	1	8	8.0	8	0
G.Jones	2	2	1.0	4	0
T.Yates	1	0	0.0	0	0
TEXANS	414	1,743	4.2	60	7
Opponents	454	1,958	4.3	80t	11

RECEIVING	No.	Yds	Avg	Long	TD
A.Johnson	109	1,407	12.9	62t	5
D.Hopkins	52	802	15.4	66	2
G.Graham	49	545	11.1	42t	5
B.Tate	34	140	4.1	10	0
O.Daniels	24	252	10.5	28	3
K.Martin	22	253	11.5	32	2
A.Foster	22	183	8.3	41	1
R.Griffin	19	244	12.8	40	1
D.Posey	15	155	10.3	42	0
D.Johnson	8	46	5.8	14	0
J.Grimes	6	76	12.7	31	0
G.Jones	5	34	6.8	19	0
L.Jean	4	35	8.8	11	0
R.Graham	1	12	12.0	12	0
D.Karim	1	-1	-1.0	0	0
TEXANS	371	4,183	11.3	66	19
Opponents	287	3,310	11.5	64t	29

INTERCEPTIONS	No.	Yds	Avg	Long	TD
J.Joseph	3	64	21.3	32	0
B.Cushing	1	18	18.0	18t	1
S.Keo	1	4	4.0	4	0
D.Sweareinger	1	0	0.0	0	0
B.McCain	1	0	0.0	0	0
TEXANS	7	86	12.3	32	1
Opponents	22	357	16.2	98t	5

PUNTING	No.	Yds	Avg	Net	TB	In	Lg	B
S.Lechler	88	4,189	47.6	40.0	7	34	65	0
TEXANS	88	4,189	47.6	40.0	7	34	65	0
Opponents	91	4,161	45.7	40.2	7	31	64	0

PUNT RETURNS	Ret	FC	Yds	Avg	Long	TD
K.Martin	39	21	345	8.8	87t	1
S.Keo	3	0	15	5.0	9	0
TEXANS	42	21	360	8.6	87t	1
Opponents	43	23	530	12.3	82t	1

KICKOFF RETURNS	No.	Yds	Avg	Long	TD
K.Martin	36	947	26.3	50	0
D.Johnson	6	151	25.2	32	0
D.Karim	4	78	19.5	31	0
G.Jones	2	43	21.5	26	0
C.Wood	1	20	20.0	20	0
D.Manning	1	18	18.0	18	0
J.Crick	1	0	0.0	0	0
TEXANS	51	1,257	24.6	50	0
Opponents	39	1,004	25.7	57	0

FIELD GOALS	1-19	20-29	30-39	40-49	50+
R.Bullock	1/1	7/7	5/5	12/17	1/5
TEXANS	1/1	7/7	5/5	12/17	1/5
Opponents	0/0	5/5	10/10	11/14	4/6

FUMBLES/LOST: C. Keenum 6/2, B.Tate 5/2, D. Hopkins 1/1, J. Grimes 1/1, M. Schaub 2/1, K. Martin 2/1, G. Graham 2/1, C. Myers 1/0, T. Yates 1/0

TEXANS: 21/9, Opponents: 15/4

OPP. FUMBLE RECOVERIES: J. Watt 2, K. Jackson 1, T. McClain 1. **Total: 4**

PASSING	Att	Comp	Yds	Cmp%	Yds/Att	TD	TD%	Int	Int%	Long	Sack/Lost	Rating
M.Schaub	358	219	2,310	61.2	6.5	10	2.8	14	3.9	46	21/162	73.0
C.Keenum	253	137	1,760	54.2	7.0	9	3.6	6	2.4	66	19/201	78.2
T.Yates	22	15	113	68.2	5.1	0	0.0	2	9.1	20	2/7	42.4
TEXANS	633	371	4,183	58.6	6.6	19	3.0	22	3.5	66	42/370	74.0
Opponents	484	287	3,310	59.3	6.8	29	6.0	7	1.4	64t	32/187	93.9

2013 FINAL STATISTICS (2-14)

DEFENSIVE STATISTICS

TACKLES	Solo	Asst	Total	Sacks	Sk Yds	Tackles For Loss	QB Hits	INT- Yards	Pass Def.	Forced Fumbles	Fumble Recoveries
D.Sharpton	69	58	127	0.0	0.0	2	4	0	1	1	0
J.Watt	80	37	117	10.5	70.5	22	46	0	7	4	2
E.Mitchell	33	54	87	1.5	9.5	2	3	0	0	0	0
B.Reed	48	39	87	3.0	17.0	9	6	0	0	0	0
J.Mays	41	43	84	1.0	7.0	6	4	0	3	0	0
D.Swearinger	62	21	83	0.0	0.0	3	0	1 (0)	4	1	0
B.Cushing	44	21	65	1.5	4.5	6	4	1 (18)	3	1	0
W.Mercilus	35	30	65	7.0	36.0	6	18	0	0	0	0
S.Keo	53	11	64	0.0	0.0	0	0	1 (4)	6	0	0
K.Jackson	58	4	62	0.0	0.0	1	0	0	9	0	1
J.Joseph	51	4	55	0.0	0.0	1	1	3 (64)	16	0	0
A.Smith	29	21	50	5.0	29.5	8	13	0	0	1	0
D.Manning	31	4	35	1.0	6.0	1	1	0	2	0	0
J.Crick	15	18	33	0.0	0.0	1	2	0	3	0	0
B.McCain	23	7	30	0.0	0.0	0	0	1 (0)	7	0	0
J.Tarpinian	16	13	29	0.5	3.0	2	2	0	1	0	0
E.Reed	15	6	21	0.0	0.0	0	0	0	0	0	0
T.McClain	9	12	21	0.0	0.0	0	1	0	0	0	1
B.Harris	15	5	20	0.0	0.0	0	0	0	4	0	0
E.Pleasant	13	2	15	0.0	0.0	0	0	0	2	0	0
J.Tuggle	3	1	4	0.0	0.0	0	0	0	0	0	0
T.Jamison	1	3	4	0.0	0.0	0	0	0	0	0	0
W.Jefferson	2	1	3	0.0	0.0	0	0	0	0	0	0
R.Sapp	0	1	1	0.0	0.0	0	0	0	0	0	0
TEAM	1	0	1	1.0	4.0	0	0	0	0	0	0
TEXANS	747	416	1,163	32.0	187.0	70	105	7 (86)	72	8	4
Opponents	725	213	948	42.0	370.0	81	110	22 (357)	98	17	9

MISCELLANEOUS TACKLES: A.Johnson 6, D.Hopkins 3, D.Brown 2, B.Tate 2, G.Jones 2, W.Smith 2, B.Brooks 1, O.Daniels 1, R.Griffin 1, D.Newton 1, T.Yates 1

MISCELLANEOUS FUMBLE RECOVERIES: B.Brooks 2, D.Brown 1, G.Graham 1, A.Johnson 1, B.Jones 1, G.Jones 1, B.Tate 1, T.Yates 1

SPECIAL TEAMS STATISTICS

TACKLES	Solo	Asst	Total	Blocked PAT	Blocked Punt	Blocked FG	Forced Fumbles	Fumble Recoveries
J.Tuggle	10	1	11	0	0	0	1	0
E.Pleasant	8	0	8	0	0	0	0	0
B.Braman	8	0	8	0	0	0	0	0
E.Mack	8	0	8	0	0	0	0	0
J.Weeks	2	4	6	0	0	0	0	0
J.Victorian	4	1	5	0	0	0	0	0
D.Swearinger	4	0	4	0	0	0	0	0
B.McCain	4	0	4	0	0	0	0	0
R.Griffin	3	1	4	0	0	0	0	0
S.Keo	3	0	3	0	0	0	0	0
B.Harris	3	0	3	0	0	0	0	0
M.Mohamed	3	0	3	0	0	0	0	0
A.Bouye	2	0	2	0	0	0	0	0
S.Lechler	2	0	2	0	0	0	0	0
G.Jones	2	0	2	0	0	0	0	0
J.Tarpinian	1	1	2	0	0	0	0	0
J.Grimes	1	0	1	0	0	0	0	0
J.Starling	1	0	1	0	0	0	0	0
D.Karim	1	0	1	0	0	0	0	0
D.Smith	1	0	1	0	0	0	0	0
L.Jean	1	0	1	0	0	0	0	0
J.Mays	1	0	1	0	0	0	0	0
T.Gooden	1	0	1	0	0	0	0	0
R.Bullock	1	0	1	0	0	0	0	0
J.Watt	0	0	0	0	0	2	0	0
TEXANS	75	8	83	0	0	2	1	0
Opponents	89	16	105	0	0	1	2	4

2014 FINAL STATISTICS (9-7)

Date	W/L	Score	Opponent	Attendance
9/7	W	17-6	Washington	71,770
9/14	W	30-14	at Oakland	54,063
9/21	L	30-17	at New York Giants	77,462
9/28	W	23-17	Buffalo	71,756
10/5	L	20-17(OT)	at Dallas	91,159
10/9	L	33-28	Indianapolis	71,787
10/20	L	30-23	at Pittsburgh	56,375
10/26	W	30-16	at Tennessee	69,143
11/2	L	31-21	Philadelphia	71,780
11/16	W	23-7	at Cleveland	67,431
11/23	L	22-13	Cincinnati	71,777
11/30	W	45-21	Tennessee	71,714
12/7	W	27-13	at Jacksonville	61,070
12/14	L	17-10	at Indianapolis	65,148
12/21	W	25-13	Baltimore	71,771
12/28	W	23-17	Jacksonville	71,777

TEAM STATISTICS	TEXANS	Opponents
TOTAL FIRST DOWNS	313	329
Rushing	108	89
Passing	171	206
Penalty	34	34
3rd Down: Made/Att	91/235	74/218
3rd Down Pct.	38.7%	33.9%
4th Down: Made/Att	10/17	6/17
4th Down Pct.	58.8%	35.3%
POSSESSION AVG.	30:53	29:07
TOTAL NET YARDS	5,513	5,571
Avg. Per Game	344.6	348.2
Total Plays	1,062	1,077
Avg. Per Play	5.2	5.2
NET YARDS RUSHING	2,161	1,681
Avg. Per Game	135.1	105.1
Total Rushes	551	420
NET YARDS PASSING	3,352	3,890
Avg. Per Game	209.5	243.1
Sacked/Yards Lost	26/108	38/251
Gross Yards	3,460	4,141
Attempts/Completions	485/295	619/363
Completion Pct.	60.8%	58.6%
Had Intercepted	13	20
PUNTS/AVERAGE	84/45.8	83/45.1
NET PUNTING AVG.	38.7	41.4
PENALTIES/YARDS	94/834	99/786
FUMBLES/BALL LOST	19/9	24/14
TOUCHDOWNS	40	36
Rushing	12	6
Passing	22	28
Returns	6	2

SCORE BY PERIODS	1	2	3	4	OT	Total
TEXANS	69	111	88	104	0	372
Opponents	58	99	64	83	3	307

SCORING	TD	Ru	Pa	Rt	PAT	FG	2PT	TP
R.Bullock	0	0	0	0	40/40	30/35	0	130
A.Foster	13	8	5	0	0/0	0/0	0	78
D.Hopkins	6	0	6	0	0/0	0/0	0	36
J.Watt	5	0	3	2	0/0	0/0	0	32
A.Blue	4	2	1	1	0/0	0/0	0	24
A.Johnson	3	0	3	0	0/0	0/0	0	18
R.Fitzpatrick	2	2	0	0	0/0	0/0	0	12
J.Joseph	1	0	0	1	0/0	0/0	0	6
G.Graham	1	0	1	0	0/0	0/0	0	6
K.Lewis	1	0	0	1	0/0	0/0	0	6
D.Johnson	1	0	1	0	0/0	0/0	0	6
R.Griffin	1	0	1	0	0/0	0/0	0	6
A.Bouye	1	0	0	1	0/0	0/0	0	6
C.Fiedorowicz	1	0	1	0	0/0	0/0	0	6
TEXANS	40	12	22	6	40/40	30/35	0	372
Opponents	36	6	28	2	32/33	19/22	0	307

2-Pt. Conversions: TEXANS 0/0, Opponents: 0/3

Sacks: J.Watt 20.5, W.Mercilus 5.0, J.Crick 3.5, B.Reed 3.0, T.Jamison 1.5, J.Simon 1.5, D.Swearingner 1.0, B.Cushing 1.0, A.Dent 1.0. **TEXANS: 38.0, Opponents: 26.0**

FUMBLES/LOST: A. Johnson 3/3, A. Foster 2/2, D. Hopkins 2/1, R. Fitzpatrick 5/1, T. Savage 2/1, C. Keenum 1/1, D. Johnson 2/0, D. Manning 1/0, C. Myers 1/0

TEXANS: 18/8, Opponents: 22/14

OPP. FUMBLE RECOVERIES: J. Watt 5, J. Joseph 2, A. Blue 1, A. Bouye, D. Hopkins 1, T. Jamison 1, K. Lewis 1, D. Swearingner 1, J. Tuggle 1. **Total: 14**

RUSHING	No.	Yds	Avg	Long	TD
A.Foster	260	1,246	4.8	51	8
A.Blue	169	528	3.1	46	2
R.Fitzpatrick	50	184	3.7	16	2
J.Grimes	39	153	3.9	11	0
C.Keenum	10	35	3.5	13	0
D.Johnson	5	19	3.8	12	0
R.Brown	6	4	0.7	2	0
R.Mallett	6	-2	-0.3	2	0
T.Savage	6	-6	-1.0	1	0
TEXANS	551	2,161	3.9	51	12
Opponents	420	1,681	4.0	41	6

RECEIVING	No.	Yds	Avg	Long	TD
A.Johnson	85	936	11.0	35	3
D.Hopkins	76	1,210	15.9	76t	6
A.Foster	38	327	8.6	56t	5
D.Johnson	31	331	10.7	44t	1
G.Graham	18	197	10.9	26	1
A.Blue	15	113	7.5	22	1
R.Griffin	10	91	9.1	25	1
J.Grimes	6	86	14.3	31	0
K.Martin	6	78	13.0	32	0
C.Fiedorowicz	4	28	7.0	9	1
J.Watt	3	4	1.3	2t	3
D.Posey	1	30	30.0	30	0
J.Prosch	1	24	24.0	24	0
R.Brown	1	5	5.0	5	0
TEXANS	295	3,460	11.7	76t	22
Opponents	363	4,141	11.4	80t	28

INTERCEPTIONS	No.	Yds	Avg	Long	TD
A.Bouye	3	120	40.0	67	1
K.Jackson	3	97	32.3	65	0
J.Rolle	3	25	8.3	13	0
J.Joseph	2	85	42.5	60t	1
K.Lewis	2	32	16.0	27t	1
D.Swearingner	2	31	15.5	25	0
J.Watt	1	80	80.0	80t	1
J.Tuggle	1	8	8.0	8	0
B.Reed	1	5	5.0	5	0
M.Mohamed	1	0	0.0	0	0
D.Morris	1	0	0.0	0	0
TEXANS	20	483	24.2	80t	4
Opponents	13	120	9.2	55t	1

PUNTING	No.	Yds	Avg	Net	TB	In	Lg	B
S.Lechler	83	3,845	46.3	38.7	10	27	71	1
TEXANS	84	3,845	45.8	38.7	10	27	71	1
Opponents	83	3,742	45.1	41.4	5	34	62	1

PUNT RETURNS	Ret	FC	Yds	Avg	Long	TD
K.Martin	25	24	154	6.2	21	0
D.Johnson	9	4	54	6.0	12	0
TEXANS	34	28	208	6.1	21	0
Opponents	32	24	396	12.4	48	0

KICKOFF RETURNS	No.	Yds	Avg	Long	TD
D.Manning	13	267	20.5	41	0
D.Johnson	6	136	22.7	31	0
K.Martin	1	19	19.0	19	0
TEXANS	20	422	21.1	41	0
Opponents	45	1,169	26.0	42	0

FIELD GOALS	1-19	20-29	30-39	40-49	50+
R.Bullock	0/0	6/7	13/15	7/8	4/5
TEXANS	0/0	6/7	13/15	7/8	4/5
Opponents	0/0	3/3	10/11	5/5	1/3

PASSING	Att	Comp	Yds	Cmp%	Yds/Att	TD	TD%	Int	Int%	Long	Sack/Lost	Rating
R.Fitzpatrick	312	197	2,483	63.1	8.0	17	5.4	8	2.6	76t	21/83	95.3
C.Keenum	77	45	435	58.4	5.6	2	2.6	2	2.6	35	3/15	72.2
R.Mallett	75	41	400	54.7	5.3	2	2.7	2	2.7	41	1/5	67.6
T.Savage	19	10	127	52.6	6.7	0	0.0	1	5.3	35	1/5	51.9
S.Lechler	1	1	10	100.0	10.0	0	0.0	0	0.0	10	0/0	108.3
A.Foster	1	1	5	100.0	5.0	1	100.0	0	0.0	5t	0/0	127.1
TEXANS	485	295	3,460	60.8	7.1	22	4.5	13	2.7	76t	26/108	86.5
Opponents	619	363	4,141	58.6	6.7	28	4.5	20	3.2	80t	38/251	80.4

2014 FINAL STATISTICS (9-7)

DEFENSIVE STATISTICS

TACKLES	Solo	Asst	Total	Sk	Sk Yds	TFL	QBH	Int (Yd)	PD	FF	FR
K.Lewis	52	32	84	0.0	0.0	4	1	2 (32)	6	3	1
J.Watt	59	19	78	20.5	140.0	29	50	1 (80)	10	4	5
J.Joseph	70	5	75	0.0	0.0	1	0	2 (85)	11	2	2
D.Swearinger	52	22	74	1.0	8.0	3	3	2 (31)	6	3	1
B.Cushing	41	31	72	1.0	8.0	1	9	0	2	1	0
M.Mohamed	31	27	58	0.0	0.0	2	1	1 (0)	6	0	0
K.Jackson	48	9	57	0.0	0.0	4	1	3 (97)	9	0	0
J.Crick	29	27	56	3.5	20.0	6	11	0	6	0	0
A.Bouye	47	7	54	0.0	0.0	1	0	3 (120)	10	1	1
W.Mercilus	31	19	50	5.0	30.0	9	11	0	0	2	0
B.Reed	25	16	41	3.0	19.0	5	10	1 (5)	4	0	0
D.Manning	25	12	37	0.0	0.0	1	1	0	2	0	0
J.Tuggle	19	17	36	0.0	0.0	1	1	1 (8)	2	0	1
D.Morris	25	5	30	0.0	0.0	1	0	1 (0)	7	0	0
A.Dent	20	7	27	1.0	7.0	2	6	0	0	0	0
R.Pickett	11	9	20	0.0	0.0	0	0	0	3	0	0
T.Jamison	12	7	19	1.5	14.0	1	3	0	0	0	1
A.Hal	15	3	18	0.0	0.0	0	0	0	4	0	0
J.Rolle	14	1	15	0.0	0.0	1	0	3 (25)	4	0	0
J.Powe	6	4	10	0.0	0.0	1	0	0	1	0	0
J.Pagan	5	5	10	0.0	0.0	1	0	0	0	0	0
J.Simon	4	5	9	1.5	5.0	2	6	0	1	0	0
J.Clowney	5	2	7	0.0	0.0	3	0	0	0	0	0
E.Mack	4	0	4	0.0	0.0	0	0	0	0	0	0
R.Sapp	2	0	2	0.0	0.0	0	0	0	0	0	0
J.Tarpinian	1	1	2	0.0	0.0	0	0	0	0	0	0
E.Pleasant	1	0	1	0.0	0.0	0	0	0	1	0	0
J.Ankrah	1	0	1	0.0	0.0	0	0	0	0	0	0
TEAM	1	0	1	0.0	0.0	0	0	0	0	0	0
TEXANS	656	292	948	38.0	251.0	79	114	20 (483)	95	16	12
Opponents	691	306	997	26.0	108.0	75	80	13 (120)	69	11	9

MISCELLANEOUS TACKLES: A.Johnson 4, B.Jones 3, D.Johnson 2, C.Fiedorowicz 1, A.Foster 1, G.Graham 1, R.Griffin 1, D.Hopkins 1, K.Martin 1, C.Myers 1

MISCELLANEOUS FUMBLE RECOVERIES: R.Fitzpatrick 4, D.Hopkins 2, A.Blue 1, T.Savage 1

IMPACT STATISTICS

SACKS

Player	Sacks	Yards
J.Watt	20.5	140.0
W.Mercilus	5.0	30.0
J.Crick	3.5	20.0
B.Reed	3.0	19.0
J.Simon	1.5	5.0
T.Jamison	1.5	14.0
D.Swearinger	1.0	8.0
A.Dent	1.0	7.0
B.Cushing	1.0	8.0
Totals	38.0	251.0

INTERCEPTIONS

Player	Int	Yards	Long
A.Bouye	3	120	51t
K.Jackson	3	97	65
J.Rolle	3	25	13
J.Joseph	2	85	60t
K.Lewis	2	32	27t
D.Swearinger	2	31	25
J.Watt	1	80	80t
J.Tuggle	1	8	8
B.Reed	1	5	5
M.Mohamed	1	0	0
D.Morris	1	0	0
Totals	20	483	80t

FUMBLES FORCED AND RECOVERED

Player	FF	FR
J.Watt	4	5
J.Joseph	2	2
K.Lewis	3	1
D.Swearinger	3	1
A.Bouye	1	1
T.Jamison	0	1
J.Tuggle	0	1
W.Mercilus	2	0
B.Cushing	1	0
Totals	16	12

SPECIAL TEAMS STATISTICS

TACKLES	Solo	Asst	Total	Blocked PAT	Blocked Punt	Blocked FG	FF	FR
J.Tarpinian	7	5	12	0	0	0	1	0
A.Dent	5	6	11	0	0	0	0	0
M.Mohamed	8	1	9	0	0	0	0	0
D.Manning	7	2	9	0	0	0	0	1
J.Grimes	5	1	6	0	0	0	0	0
A.Bouye	5	0	5	0	0	0	0	0
E.Pleasant	4	1	5	0	0	0	0	0
A.Blue	3	1	4	0	1	0	0	1
J.Rolle	3	1	4	0	0	0	0	0
J.Simon	3	0	3	0	0	0	0	0
A.Hal	3	0	3	0	0	0	0	0
J.Prosch	1	2	3	0	0	0	0	0
J.Tuggle	2	1	3	0	0	0	0	0
E.Mack	2	0	2	0	0	0	0	0
J.Weeks	2	0	2	0	0	0	0	0
A.Denham	2	0	2	0	0	0	0	0
D.Morris	1	0	1	0	0	0	0	0
M.Bullough	1	0	1	0	0	0	0	0
Z.Diles	1	0	1	0	0	0	0	0
R.Griffin	1	0	1	0	0	0	0	0
R.Bullock	1	0	1	0	0	0	0	0
R.Sapp	0	1	1	0	0	0	0	0
D.Johnson	0	0	0	0	0	0	0	1
J.Watt	0	0	0	1	0	0	0	0
TEXANS	67	22	89	1	1	0	1	3
Opponents	50	19	69	0	1	2	0	0

QUARTERBACK HITS

Player	QBH
J.Watt	50
W.Mercilus	11
J.Crick	11
B.Reed	10
B.Cushing	9
J.Simon	6
A.Dent	6
D.Swearinger	3
T.Jamison	3
K.Lewis	1
K.Jackson	1
M.Mohamed	1
J.Tuggle	1
D.Manning	1
Totals	114

PASSES DEFENSED

Player	PD
J.Joseph	11
J.Watt	10
A.Bouye	10
K.Jackson	9
D.Morris	7
M.Mohamed	6
K.Lewis	6
D.Swearinger	6
J.Crick	6
B.Reed	4
J.Rolle	4
A.Hal	4
R.Pickett	3
D.Manning	2
B.Cushing	2
J.Tuggle	2
J.Simon	1
E.Pleasant	1
J.Powe	1
Totals	95

TACKLES FOR LOSS

Player	TFL
J.Watt	29
W.Mercilus	9
J.Crick	6
B.Reed	5
K.Lewis	4
K.Jackson	4
D.Swearinger	3
J.Clowney	3
M.Mohamed	2
A.Dent	2
J.Simon	2
B.Cushing	1
J.Joseph	1
A.Bouye	1
J.Tuggle	1
D.Manning	1
J.Pagan	1
D.Morris	1
T.Jamison	1
J.Powe	1
J.Rolle	1
Totals	79

2015 FINAL STATISTICS (9-7)

Date	W/L	Score	Opponent	Attendance
9/13/2015	L	20-27	Kansas City Chiefs	71,776
9/20/2015	L	17-24	at Carolina Panthers	73,254
9/27/2015	W	19-9	Tampa Bay Buccaneers	71,718
10/4/2015	L	21-48	at Atlanta Falcons	69,904
10/8/2015	L	20-27	Indianapolis Colts	71,732
10/18/2015	W	31-20	at Jacksonville Jaguars	58,085
10/25/2015	L	26-44	at Miami Dolphins	65,251
11/2/2015	W	20-6	Tennessee Titans	71,630
11/16/2015	W	10-6	at Cincinnati Bengals	61,381
11/22/2015	W	24-17	New York Jets	71,718
11/29/2015	W	24-6	New Orleans Saints	71,778
12/6/2015	L	21-30	at Buffalo Bills	68,544
12/13/2015	L	6-27	New England Patriots	71,908
12/20/2015	W	16-10	at Indianapolis Colts	66,083
12/27/2015	W	34-6	at Tennessee Titans	62,153
1/3/2016	W	30-6	Jacksonville Jaguars	71,899

TEXANS STATISTICS	TEXANS	Opponents
TOTAL FIRST DOWNS	335	281
Rushing	90	79
Passing	210	173
Penalty	35	29
3rd Down: Made/Att	96/249	61/214
3rd Down Pct.	38.6%	28.5%
4th Down: Made/Att	6/19	7/12
4th Down Pct.	31.6%	58.3%
POSSESSION AVG.	30:48	29:12
TOTAL NET YARDS	5564	4963
Avg. Per Game	347.8	310.2
Total Plays	1127	986
Avg. Per Play	4.9	5.0
NET YARDS RUSHING	1731	1597
Avg. Per Game	108.2	99.8
Total Rushes	472	388
NET YARDS PASSING	3833	3366
Avg. Per Game	239.6	210.4
Sacked/Yards Lost	36/246	45/311
Gross Yards	4079	3677
Attempts/Completions	619/358	553/326
Completion Pct.	57.8%	59.0%
Had Intercepted	12	14
PUNTS/AVERAGE	96/47.2	101/46.5
NET PUNTING AVG.	38.6	41.5
PENALTIES/YARDS	107/910	116/991
FUMBLES/BALL LOST	22/8	20/11
TOUCHDOWNS	39	37
Rushing	7	10
Passing	29	24
Returns	3	3

SCORE BY PERIODS	1	2	3	4	OT	Total
TEXANS	59	76	81	123	0	339
Opponents	72	132	51	58	0	313

SCORING	TD	Ru	Pa	Rt	PAT	FG	2PT	TP
N.Novak	0	0	0	0	29/31	18/21	0	83
D.Hopkins	11	0	11	0	0/0	0/0	1	68
N.Washington	4	0	4	0	0/0	0/0	0	24
R.Bullock	0	0	0	0	3/5	5/6	0	18
A.Foster	3	1	2	0	0/0	0/0	0	18
A.Blue	3	2	1	0	0/0	0/0	0	18
J.Strong	3	0	3	0	0/0	0/0	0	18
J.Grimes	2	1	1	0	0/0	0/0	1	14
C.Shorts	2	0	2	0	0/0	0/0	0	12
R.Griffin	2	0	2	0	0/0	0/0	0	12
C.Polk	2	1	1	0	0/0	0/0	0	12
Q.Demps	1	0	0	1	0/0	0/0	0	6
G.Graham	1	0	1	0	0/0	0/0	0	6
K.Jackson	1	0	0	1	0/0	0/0	0	6
R.Mallett	1	1	0	0	0/0	0/0	0	6
B.Weeden	1	1	0	0	0/0	0/0	0	6
A.Hal	1	0	0	1	0/0	0/0	0	6
C.Fiedorowicz	1	0	1	0	0/0	0/0	0	6
TEXANS	39	7	29	3	32/36	23/27	2	339
Opponents	37	10	24	3	31/35	20/26	0	313

2-Pt. Conversions: TEXANS 2/3, Opponents 0/2

SACKS: J.Watt 17.5, W.Mercilus 12.0, J.Simon 5.0, J.Clowney 4.5, C.Covington 2.0, J.Crick 2.0, B.McKinney 1.0, E.Pleasant 0.5, Q.Demps 0.5 **TEXANS: 45.0, Opponents: 36.0**

FUMBLES LOST: B.Hoyer 2, A.Foster 1, C.Shorts 1, T.Yates 1, B.Weeden 1, A.Blue 1, C.Fiedorowicz 1 **TEXANS: 8**

OPP. FUMBLE RECOVERIES: Q.Demps 2, J.Crick 2, E.Pleasant 1, W.Mercilus 1, J.Simon 1, J.Weeks 1, K.Jackson 1, J.Watt 1, J.Joseph 1 **TEXANS: 11**

RUSHING	No.	Yds	Avg	Long	TD
A.Blue	183	698	3.8	41	2
C.Polk	99	334	3.4	20	1
J.Grimes	56	282	5.0	37	1
A.Foster	63	163	2.6	16	1
A.Hunt	17	96	5.6	25	0
C.Shorts	10	47	4.7	12	0
B.Hoyer	15	44	2.9	15	0
J.Prosch	6	33	5.5	16	0
B.Weeden	7	17	2.4	7t	1
R.Mallett	4	11	2.8	6t	1
B.Daniels	6	6	1.0	6	0
T.Yates	6	0	0.0	7	0
TEXANS	472	1731	3.7	41	7
Opponents	388	1597	4.1	85t	10

RECEIVING	No.	Yds	Avg	Long	TD
D.Hopkins	111	1521	13.7	61t	11
N.Washington	47	658	14.0	49	4
C.Shorts	42	484	11.5	42	2
J.Grimes	26	173	6.7	19	1
A.Foster	22	227	10.3	32	2
R.Griffin	20	251	12.6	37	2
C.Fiedorowicz	17	167	9.8	25	1
C.Polk	16	109	6.8	12	1
A.Blue	15	109	7.3	21t	1
J.Strong	14	161	11.5	42t	3
K.Mumphery	14	129	9.2	26	0
A.Hunt	6	39	6.5	27	0
G.Graham	4	30	7.5	9	1
C.Worthy	3	14	4.7	12	0
K.Lamm	1	7	7.0	7	0
J.Prosch	0	0	0	0	0
J.Watt	0	0	0	0	0
TEXANS	358	4079	11.4	61t	29
Opponents	326	3677	11.3	55	24

INTERCEPTIONS	No.	Yds	Avg	Long	TD
A.Hal	4	54	13.5	31t	1
K.Jackson	2	77	38.5	50	1
A.Bouye	2	9	4.5	9	0
E.Pleasant	2	-1	-0.5	0	0
K.Johnson	1	22	22.0	22	0
R.Moore	1	17	17.0	17	0
J.Joseph	1	2	2.0	2	0
Q.Demps	1	0	0.0	0	0
TEXANS	14	180	12.9	50	2
Opponents	12	123	10.3	38	1

PUNTING	No.	Yds	Avg	Net	TB	In	Lg	B
S.Lechler	95	4497	47.3	38.8	10	24	64	0
N.Novak	1	36	36.0	16.0	1	0	36	0
TEXANS	96	4533	47.2	38.6	11	24	64	0
Opponents	101	4693	46.5	41.5	6	43	65	0

PUNT RETURNS	Ret	FC	Yds	Avg	Long	TD
K.Mumphery	36	14	280	7.8	20	0
C.Shorts	9	8	70	7.8	17	0
B.Daniels	4	1	18	4.5	11	0
C.Worthy	3	0	9	3.0	7	0
TEXANS	52	23	377	7.3	20	0
Opponents	60	15	612	10.2	37	0

KICKOFF RETURNS	No.	Yds	Avg	Long	TD
K.Mumphery	14	338	24.1	41	0
Q.Demps	2	46	23.0	23	0
C.Worthy	1	27	27.0	27	0
A.Hunt	1	19	19.0	19	0
TEXANS	18	430	23.9	41	0
Opponents	40	977	24.4	50	0

FIELD GOALS	1-19	20-29	30-39	40-49	50+
N.Novak	0/0	6/6	6/6	4/4	2/5
R.Bullock	1/1	0/0	2/2	2/3	0/0
TEXANS	1/1	6/6	8/8	6/7	2/5
Opponents	0/0	3/3	5/6	9/10	3/7

PASSING	Att	Comp	Yds	Cmp%	Yds/Att	TD	TD%	Int	Int%	Long	Sack/Lost	Rating
B.Hoyer	369	224	2606	60.7	7.1	19	5.1	7	1.9	49	25/185	91.4
R.Mallett	147	78	770	53.1	5.2	3	2.0	4	2.7	48	4/13	63.6
T.Yates	57	28	370	49.1	6.5	3	5.3	1	1.8	61t	5/33	80.3
B.Weeden	42	26	305	61.9	7.3	3	7.1	0	0.0	44	2/15	107.7
C.Shorts	1	1	21	100.0	21.0	1	100.0	0	0.0	21t	0/0	158.3
B.Daniels	2	1	7	50.0	3.5	0	0.0	0	0.0	7	0/0	58.3
J.Grimes	1	0	0	0.0	0.0	0	0.0	0	0.0	0	0/0	39.6
TEXANS	619	358	4079	57.8	6.6	29	4.7	12	1.9	61t	36/246	85.3
Opponents	553	326	3677	59.0	6.6	24	4.3	14	2.5	55	45/311	82.8

2015 FINAL STATISTICS (9-7)

DEFENSIVE STATISTICS

PLAYER	Solo	Asst	Total	Sk	Sk Yds	TFL	QBH	Int	PD	FF	FR
B.Cushing	63	47	110	0.0	0.0	4	2	0	3	1	0
J.Watt	57	19	76	17.5	117.5	29	50	0	8	3	1
Q.Demps	35	26	61	0.5	6.5	1	1	1	6	1	2
K.Jackson	52	6	58	0.0	0.0	1	0	2	6	1	1
J.Joseph	48	10	58	0.0	0.0	1	0	1	22	1	1
B.McKinney	35	23	58	1.0	11.0	7	2	0	0	0	0
K.Johnson	47	5	52	0.0	0.0	3	0	1	9	0	0
W.Mercilus	32	18	50	12.0	60.0	14	16	0	2	1	1
J.Simon	36	13	49	5.0	28.0	3	11	0	0	0	0
J.Crick	28	20	48	2.0	14.0	3	9	0	2	1	2
J.Clowney	27	13	40	4.5	43.5	8	8	0	6	1	0
A.Hal	26	8	34	0.0	0.0	1	0	4	10	0	0
E.Pleasant	18	10	28	0.5	6.5	0	1	2	6	0	0
V.Wilfork	6	16	22	0.0	0.0	0	0	0	0	0	0
R.Moore	10	6	16	0.0	0.0	0	0	1	2	0	0
M.Bullough	10	6	16	0.0	0.0	1	0	0	0	0	0
A.Bouye	14	0	14	0.0	0.0	0	0	2	6	0	0
C.James	7	7	14	0.0	0.0	1	0	0	1	0	0
J.Tuggle	10	3	13	0.0	0.0	1	0	0	0	0	1
A.Dent	7	3	10	0.0	0.0	1	2	0	0	0	0
D.Morris	6	2	8	0.0	0.0	0	0	0	0	0	0
C.Covington	5	3	8	2.0	24.0	4	4	0	0	0	0
B.Dunn	4	3	7	0.0	0.0	0	0	0	0	0	0
K.Drummond	4	0	4	0.0	0.0	0	0	0	0	0	0
L.Ballentine	3	0	3	0.0	0.0	0	0	0	1	0	0
J.Rolle	0	2	2	0.0	0.0	0	0	0	0	0	0
J.Pagan	0	1	1	0.0	0.0	0	0	0	0	0	0
TEXANS	590	270	860	45.0	311.0	83	106	14	90	10	9
Opponents	644	362	1006	36.0	246.0	65	86	12	89	15	8

MISCELLANEOUS TACKLES: D.Hopkins 4, D.Newton 3, B.Brooks 2, K.Mumphery 1, J.Prousch 1, B.Jones 1, D.Brown 1, G.Graham 1, N.Washington 1

MISCELLANEOUS FUMBLE RECOVERIES: D.Newton 2, C.Clark 2, G.Graham 1, X.Su'a-Filo 1, K.Lamm 1, J.Grimes 1, B.Hoyer 1

SPECIAL TEAMS STATISTICS

PLAYER	Solo	Asst	Total	FF	FR	Blocked FG	Blocked PAT	Blocked Punt
B.Peters	11	6	17	0	0	0	0	0
M.Bullough	6	8	14	0	0	0	0	0
K.Drummond	8	2	10	1	0	0	0	0
E.Pleasant	6	2	8	0	1	0	0	0
A.Dent	8	0	8	0	0	0	0	0
J.Weeks	6	2	8	0	1	0	0	0
J.Prousch	5	3	8	0	0	0	0	0
D.Morris	5	2	7	0	0	0	0	0
B.McKinney	2	3	5	0	0	0	0	0
C.James	5	0	5	0	0	0	0	0
J.Tuggle	1	4	5	0	0	0	0	0
J.Simon	3	1	4	0	1	0	0	0
K.Mumphery	4	0	4	0	3	0	0	0
A.Blue	3	1	4	1	0	0	0	0
K.Johnson	1	1	2	0	0	0	0	0
W.Mercilus	0	2	2	0	1	0	0	0
A.Hal	1	1	2	0	0	0	0	0
A.Bouye	1	1	2	0	0	0	0	0
C.Thompson	2	0	2	0	0	0	0	0
N.Novak	1	0	1	0	0	0	0	0
C.Moore	1	0	1	0	0	0	0	0
C.Polk	1	0	1	0	0	0	0	0
J.Crick	0	0	0	0	0	1	0	0
TEXANS	81	39	120	2	7	1	0	0
Opponents	66	19	85	3	4	0	0	0

DEFENSIVE LEADERS

SACKS

Player	Sacks	Yards
J.Watt	17.5	117.5
W.Mercilus	12.0	60.0
J.Simon	5.0	28.0
J.Clowney	4.5	43.5
J.Crick	2.0	14.0
C.Covington	2.0	24.0
B.McKinney	1.0	11.0
Q.Demps	0.5	6.5
E.Pleasant	0.5	6.5
Totals	45.0	311.0

INTERCEPTIONS

Player	Int	Yards	Long
A.Hal	4	54	31t
K.Jackson	2	77	50
A.Bouye	2	9	9
E.Pleasant	2	-1	-1
K.Johnson	1	22	22
R.Moore	1	17	17
J.Joseph	1	2	2
Q.Demps	1	0	0
Totals	14	180	50

DEF. FUMBLES FORCED AND RECOVERED

Player	FF	FR
J.Watt	3	1
J.Crick	1	2
Q.Demps	1	2
K.Jackson	1	1
J.Joseph	1	1
W.Mercilus	1	1
J.Clowney	1	0
B.Cushing	1	0
J.Tuggle	0	1
Totals	10	9

QUARTERBACK HITS

Player	QBH
J.Watt	50
W.Mercilus	16
J.Simon	11
J.Crick	9
J.Clowney	8
C.Covington	4
B.McKinney	2
B.Cushing	2
A.Dent	2
Q.Demps	1
E.Pleasant	1
Totals	106

PASSES DEFENSED

Player	PD
J.Joseph	22
A.Hal	10
K.Johnson	9
J.Watt	8
J.Clowney	6
E.Pleasant	6
Q.Demps	6
K.Jackson	6
A.Bouye	6
B.Cushing	3
W.Mercilus	2
R.Moore	2
J.Crick	2
C.James	1
L.Ballentine	1
Totals	90

TACKLES FOR LOSS

Player	TFL
J.Watt	29
W.Mercilus	14
J.Clowney	8
B.McKinney	7
B.Cushing	4
C.Covington	4
K.Johnson	3
J.Simon	3
J.Crick	3
A.Hal	1
J.Joseph	1
Q.Demps	1
K.Jackson	1
J.Tuggle	1
C.James	1
M.Bullough	1
A.Dent	1
Totals	83

2015 POSTSEASON STATISTICS (0-1)

Date	W/L	Score	Opponent	Attendance
1/9/2016	L	0-30	Kansas City Chiefs	71,800

TEXANS STATISTICS	TEXANS	Opponents
TOTAL FIRST DOWNS	14	18
Rushing	3	8
Passing	10	8
Penalty	1	2
3rd Down: Made/Att	6/14	4/11
3rd Down Pct.	42.9%	36.4%
4th Down: Made/Att	0/1	0/0
4th Down Pct.	0.0%	0.0
POSSESSION AVG.	25:35	34:25
TOTAL NET YARDS	226	314
Avg. Per Game	226.0	314.0
Total Plays	62	62
Avg. Per Play	3.6	5.1
NET YARDS RUSHING	114	141
Avg. Per Game	114.0	141.0
Total Rushes	25	37
NET YARDS PASSING	112	173
Avg. Per Game	112.0	173.0
Sacked/Yards Lost	3/24	3/17
Gross Yards	136	190
Attempts/Completions	34/15	22/17
Completion Pct.	44.1%	77.3%
Had Intercepted	4	1
PUNTS/AVERAGE	5/45.6	4/45.3
NET PUNTING AVG.	38.8	45.3
PENALTIES/YARDS	4/29	5/52
FUMBLES/BALL LOST	2/1	0/0
TOUCHDOWNS	0	3
Rushing	0	1
Passing	0	1
Returns	0	1

SCORE BY PERIODS	1	2	3	4	OT	Total
TEXANS	0	0	0	0	0	0
Opponents	7	6	7	10	0	30

SCORING	TD	Ru	Pa	Rt	PAT	FG	2PT	TP
TEXANS	0	0	0	0	0/0	0/0	0	0
Opponents	3	1	1	1	3/3	3/3	0	30

2-Pt. Conversions: TEXANS 0/0, Opponents 0/0

SACKS: W.Mercilus 3.0 TEXANS: 3.0, Opponents: 3.0

FUMBLES LOST: B.Hoyer 1 TEXANS: 1

OPP. FUMBLE RECOVERIES: TEXANS: 0

RUSHING	No.	Yds	Avg	Long	TD
A.Blue	17	99	5.8	49	0
J.Grimes	4	15	3.8	8	0
J.Prosch	1	2	2.0	2	0
A.Hunt	1	0	0.0	0	0
B.Hoyer	1	-1	-1.0	-1	0
J.Watt	1	-1	-1.0	-1	0
TEXANS	25	114	4.6	49	0
Opponents	37	141	3.8	23	1

RECEIVING	No.	Yds	Avg	Long	TD
D.Hopkins	6	69	11.5	17	0
R.Griffin	3	29	9.7	15	0
J.Grimes	2	12	6.0	8	0
J.Strong	1	17	17.0	17	0
C.Shorts	1	5	5.0	5	0
N.Washington	1	3	3.0	3	0
C.Fiedorowicz	1	1	1.0	1	0
A.Blue	0	0	0	0	0
TEXANS	15	136	9.1	17	0
Opponents	17	190	11.2	48	1

INTERCEPTIONS	No.	Yds	Avg	Long	TD
B.Cushing	1	0	0.0	0	0
TEXANS	1	0	0.0	0	0
Opponents	4	35	8.8	20	0

PUNTING	No.	Yds	Avg	Net	TB	In	Lg	B
S.Lechler	5	228	45.6	38.8	0	1	53	0
TEXANS	5	228	45.6	38.8	0	1	53	0
Opponents	4	181	45.3	45.3	0	3	56	0

PUNT RETURNS	Ret	FC	Yds	Avg	Long	TD
K.Mumphery	0	3	0	0	0	0
TEXANS	0	3	0	0	0	0
Opponents	4	1	34	8.5	14	0

KICKOFF RETURNS	No.	Yds	Avg	Long	TD
TEXANS	0	0	0.0	0	0
Opponents	1	106	106.0	106t	1

FIELD GOALS	1-19	20-29	30-39	40-49	50+
TEXANS	0/0	0/0	0/0	0/0	0/0
Opponents	0/0	0/0	1/1	2/2	0/0

PASSING	Att	Comp	Yds	Cmp%	Yds/Att	TD	TD%	Int	Int%	Long	Sack/Lost	Rating
B.Hoyer	34	15	136	44.1%	4.0	0	0.0%	4	11.8%	17	3/24	15.9
TEXANS	34	15	136	44.1%	4.0	0	0.0%	4	11.8%	17	3/24	15.9
Opponents	22	17	190	77.3%	8.6	1	4.5%	1	4.5%	48	3/17	98.7

2015 POSTSEASON STATISTICS (1-1)

DEFENSIVE STATISTICS

PLAYER	Solo	Asst	Total	Sk	Sk Yds	TFL	QBH	Int	PD	FF	FR
B.Cushing	9	4	13	0.0	0.0	0	0	1	1	0	0
B.McKinney	4	5	9	0.0	0.0	0	0	0	0	0	0
W.Mercilus	5	3	8	3.0	17.0	3	4	0	0	0	0
J.Simon	5	3	8	0.0	0.0	1	0	0	0	0	0
K.Jackson	6	1	7	0.0	0.0	0	0	0	1	0	0
Q.Demps	3	2	5	0.0	0.0	0	0	0	0	0	0
J.Crick	2	3	5	0.0	0.0	0	0	0	0	0	0
A.Hal	2	3	5	0.0	0.0	0	0	0	0	0	0
V.Wilfork	2	1	3	0.0	0.0	0	0	0	0	0	0
K.Johnson	2	1	3	0.0	0.0	0	0	0	0	0	0
J.Joseph	1	1	2	0.0	0.0	0	0	0	0	0	0
C.Covington	0	2	2	0.0	0.0	0	0	0	0	0	0
A.Bouye	1	0	1	0.0	0.0	0	0	0	0	0	0
B.Dunn	1	0	1	0.0	0.0	0	0	0	0	0	0
J.Watt	0	1	1	0.0	0.0	0	0	0	0	0	0
TEXANS	43	30	73	3.0	17.0	4	4	1	2	0	0
Opponents	33	23	56	3.0	24.0	2	2	4	8	2	1

MISCELLANEOUS TACKLES: B.Jones 2, D.Hopkins 1, N.Washington 1, R.Griffin 1.

MISCELLANEOUS FUMBLE RECOVERIES: B.Hoyer 1.

SPECIAL TEAMS STATISTICS

PLAYER	Solo	Asst	Total	FF	FR	Blocked FG	Blocked PAT	Blocked Punt
D.Morris	1	0	1	0	0	0	0	0
A.Dent	1	0	1	0	0	0	0	0
A.Blue	1	0	1	0	0	0	0	0
B.Peters	0	1	1	0	0	0	0	0
K.Drummond	0	1	1	0	0	0	0	0
TEXANS	3	2	5	0	0	0	0	0
Opponents	0	0	0	0	0	0	0	0

DEFENSIVE LEADERS

SACKS

Player	Sacks	Yards
W.Mercilus	3.0	17.0
Totals	3.0	17.0

INTERCEPTIONS

Player	Int	Yards	Long
B.Cushing	1	0	0
Totals	1	0	0

DEF. FUMBLES FORCED AND RECOVERED

Player	FF	FR
None		
Totals	0	0

QUARTERBACK HITS

Player	QBH
W.Mercilus	4
Totals	4

PASSES DEFENSED

Player	PD
B.Cushing	1
K.Jackson	1
Totals	2

TACKLES FOR LOSS

Player	TFL
W.Mercilus	3
J.Simon	1
Totals	4

2016 FINAL STATISTICS (9-7)

Date	W/L	Score	Opponent	Attendance
9/11/2016	W	23-14	Chicago Bears	71,933
9/18/2016	W	19-12	Kansas City Chiefs	71,890
9/22/2016	L	0-27	at New England Patriots	66,829
10/2/2016	W	27-20	Tennessee Titans	71,815
10/9/2016	L	13-31	at Minnesota Vikings	66,683
10/16/2016	W	26-23	Indianapolis Colts	71,891
10/24/2016	L	9-27	at Denver Broncos	76,865
10/30/2016	W	20-13	Detroit Lions	71,882
11/13/2016	W	24-21	at Jacksonville Jaguars	62,091
11/21/2016	L	20-27	at Oakland Raiders (Mexico City)	76,473
11/27/2016	L	13-21	San Diego Chargers	71,897
12/4/2016	L	13-21	at Green Bay Packers	77,867
12/11/2016	W	22-17	at Indianapolis Colts	65,250
12/18/2016	W	21-20	Jacksonville Jaguars	71,803
12/24/2016	W	12-10	Cincinnati Bengals	71,836
1/1/2017	L	17-24	at Tennessee Titans	65,205

TEXANS STATISTICS	TEXANS	Opponents
TOTAL FIRST DOWNS	305	272
Rushing	102	87
Passing	173	157
Penalty	30	28
3rd Down: Made/Att	87/233	82/213
3rd Down Pct.	39.1%	23.1%
4th Down: Made/Att	9/23	3/13
4th Down Pct.	31.6%	58.3%
POSSESSION AVG.	31:20	28:40
TOTAL NET YARDS	5035	4821
Avg. Per Game	314.7	301.3
Total Plays	1071	950
Avg. Per Play	4.7	5.1
NET YARDS RUSHING	1859	1595
Avg. Per Game	116.2	99.7
Total Rushes	456	397
NET YARDS PASSING	3176	3226
Avg. Per Game	198.5	201.6
Sacked/Yards Lost	32/242	31/198
Gross Yards	3418	3424
Attempts/Completions	583/347	522/319
Completion Pct.	59.5%	61.1%
Had Intercepted	16	11
PUNTS/AVERAGE	72/47.5	84/46.0
NET PUNTING AVG.	40.1	39.7
PENALTIES/YARDS	87/868	114/950
FUMBLES/BALL LOST	20/8	15/6
TOUCHDOWNS	25	36
Rushing	8	13
Passing	15	20
Returns	2	3

SCORE BY PERIODS	1	2	3	4	OT	Total
TEXANS	47	74	65	90	3	279
Opponents	54	118	44	112	0	328

SCORING	TD	Ru	Pa	Rt	PAT	FG	2PT	TP
N.Novak	0	0	0	0	22/25	35/41	0	127
L.Miller	6	5	1	0	0/0	0/0	0	36
D.Hopkins	4	0	4	0	0/0	0/0	0	24
C.Fiedorowicz	4	0	4	0	0/0	0/0	0	24
W.Fuller V	3	0	2	1	0/0	0/0	0	18
B.Osweiler	2	2	0	0	0/0	0/0	0	12
R.Griffin	2	0	2	0	0/0	0/0	0	12
K.Jackson	1	0	0	1	0/0	0/0	0	6
S.Anderson	1	0	1	0	0/0	0/0	0	6
B.Miller	1	0	1	0	0/0	0/0	0	6
A.Blue	1	1	0	0	0/0	0/0	0	6
TEXANS	25	8	15	2	22/25	35/41	0	279
Opponents	36	13	20	3	35/35	25/29	1	328

2-Pt. Conversions: TEXANS: 0/0, Opponents: 1/1

SACKS: W.Mercilus 7.5, J.Clowney 6.0, B.McKinney 5.0, J.Simon 3.5, J.Heath 2.0, J.Watt 1.5, D.Reader 1.0, A.Hal 1.0, A.Bouye 1.0, U.Kamalu 1.0, C.Covington 1.0, A.Smith 0.5
TEXANS: 31.0, Opponents: 31.0

FUMBLES LOST: T.Ervin 2, L.Miller 1, B.Osweiler 1, R.Griffin 1, C.James 1, T.Savage 1, A.Blue 1 **TEXANS: 8**

OPP. FUMBLE RECOVERIES: W.Mercilus 4, K.Johnson 1, J.Watt 1 **TEXANS: 6**

RUSHING	No.	Yds	Avg	Long	TD
L.Miller	268	1073	4.0	45	5
A.Blue	100	420	4.2	25	1
B.Osweiler	30	131	4.4	21	2
A.Hunt	20	109	5.5	19	0
J.Grimes	23	105	4.6	14	0
T.Savage	6	12	2.0	11	0
J.Prosch	4	9	2.3	5	0
T.Ervin	1	3	3.0	3	0
B.Miller	3	0	0.0	1	0
W.Fuller	1	-3	-3.0	-3	0
TEXANS	456	1859	4.1	45	8
Opponents	397	1595	4.0	41t	13

RECEIVING	No.	Yds	Avg	Long	TD
D.Hopkins	78	954	12.2	51	4
C.Fiedorowicz	54	559	10.4	26t	4
R.Griffin	50	442	8.8	45	2
W.Fuller V	47	635	13.5	53	2
L.Miller	31	188	6.1	16	1
B.Miller	15	99	6.6	12t	1
J.Strong	14	131	9.4	36	0
J.Grimes	13	94	7.2	15	0
A.Blue	12	40	3.3	12	0
S.Anderson	11	93	8.5	14	1
K.Mumphery	10	69	6.9	11	0
W.Williams	4	75	18.8	32	0
A.Hunt	3	29	9.7	24	0
T.Ervin	3	18	6.0	9	0
J.Prosch	1	6	6.0	6	0
B.Osweiler	1	-14	-14.0	-6	0
TEXANS	347	3418	9.9	53	1
Opponents	319	3424	10.7	86t	20

INTERCEPTIONS	No.	Yds	Avg	Long	TD
Q.Demps	6	54	9.0	19	0
A.Hal	2	36	18.0	24	0
K.Jackson	1	42	42.0	42t	1
A.Bouye	1	0	0.0	0	0
R.Nelson Jr.	1	0	0.0	0	0
TEXANS	11	132	12.0	42t	1
Opponents	16	165	10.3	35	0

PUNTING	No.	Yds	Avg	Net	TB	In	Lg	B
S.Lechler	72	3423	47.5	40.1	3	30	62	0
TEXANS	72	3423	47.5	40.1	3	30	62	0
Opponents	84	3861	46.0	39.7	5	34	71	0

PUNT RETURNS	Ret	FC	Yds	Avg	Long	TD
T.Ervin	27	23	261	9.7	57	0
W.Fuller V	11	6	165	15.0	67t	1
B.Miller	1	0	1	1.0	1	0
TEXANS	39	29	427	10.9	67t	1
Opponents	48	13	477	9.9	79t	1

KICKOFF RETURNS	No.	Yds	Avg	Long	TD
T.Ervin	14	263	18.8	33	0
A.Hunt	9	194	21.6	39	0
B.Miller	3	41	13.7	17	0
W.Fuller V	2	31	15.5	19	0
C.James	1	18	18.0	18	0
J.Prosch	1	10	10.0	10	0
TEXANS	30	557	18.6	39	0
Opponents	48	1135	23.6	100t	1

FIELD GOALS	1-19	20-29	30-39	40-49	50+
N.Novak	1/1	12/12	11/11	8/11	3/6
TEXANS	1/1	12/12	11/11	8/11	3/6
Opponents	2/2	6/6	8/8	6/8	3/5

PASSING	Att	Comp	Yds	Cmp%	Yds/Att	TD	TD%	Int	Int%	Long	Sack/Lost	Rating
B.Osweiler	510	301	2957	59.0%	5.8	15	2.9%	16	3.1%	53	27/206	72.2
T.Savage	73	46	461	63.0%	6.3	0	0.0%	0	0.0%	32	5/36	80.9
TEXANS	583	347	3418	59.5%	5.9	15	2.6%	16	2.7%	53	32/242	73.3
Opponents	522	319	3424	61.1%	6.6	20	3.8%	11	2.1%	86t	31/198	84.3

2016 FINAL STATISTICS (9-7)

DEFENSIVE STATISTICS

PLAYER	Solo	Asst	Total	Sk	Sk Yds	TFL	QBH	Int	PD	FF	FR
B.McKinney	79	50	129	5.0	31.0	8	11	0	2	1	0
B.Cushing	38	27	65	0.0	0.0	2	2	0	1	0	0
K.Jackson	51	11	62	0.0	0.0	3	0	1	4	0	0
A.Bouye	48	14	62	1.0	6.0	2	1	1	16	0	0
Q.Demps	38	17	55	0.0	0.0	1	1	6	9	1	0
W.Mercilus	36	17	53	7.5	56.5	13	22	0	1	1	4
J.Clowney	40	12	52	6.0	45.0	16	17	0	2	1	0
J.Simon	32	19	51	3.5	19.0	4	10	0	2	1	0
A.Hal	31	15	46	1.0	7.0	2	1	2	7	0	0
J.Joseph	38	7	45	0.0	0.0	0	0	0	9	1	0
C.Covington	16	10	26	1.0	2.0	2	2	0	1	0	0
C.Moore	18	5	23	0.0	0.0	0	0	0	3	0	0
D.Reader	7	15	22	1.0	8.0	2	2	0	1	0	0
K.Johnson	18	3	21	0.0	0.0	1	0	0	3	0	1
V.Wilfork	9	12	21	0.0	0.0	2	3	0	1	0	0
M.Bullough	14	5	19	0.0	0.0	2	0	0	0	0	0
E.Pleasant	14	3	17	0.0	0.0	1	1	0	5	0	0
C.James	10	2	12	0.0	0.0	0	0	0	1	0	0
B.Scarlett	3	7	10	0.0	0.0	1	0	0	0	0	0
R.Nelson Jr.	8	1	9	0.0	0.0	0	0	1	2	0	0
D.Rice	6	3	9	0.0	0.0	0	0	0	0	0	0
J.Heath	5	3	8	2.0	11.0	2	4	0	0	0	0
J.Watt	1	7	8	1.5	5.0	1	5	0	0	0	1
U.Kamalu	3	2	5	1.0	4.0	2	1	0	0	0	0
A.Smith	3	1	4	0.5	3.5	0	6	0	0	0	0
A.Dent	3	1	4	0.0	0.0	0	0	0	0	0	0
B.Dunn	3	0	3	0.0	0.0	0	0	0	0	0	0
D.Still	2	1	3	0.0	0.0	0	0	0	0	0	0
K.Dillon	1	1	2	0.0	0.0	0	0	0	0	0	0
B.Peters	1	0	1	0.0	0.0	1	0	0	0	0	0
TEXANS	576	271	847	31.0	198.0	68	89	11	70	6	6
Opponents	642	333	975	31.0	242.0	61	99	16	87	12	5

MISCELLANEOUS TACKLES: D.Hopkins 6, W.Fuller V 4, L.Miller 2, R.Griffin 2, S.Anderson 2, J.Grimes 1, O.Aboushi 1, X.Su'a-Filo 1

MISCELLANEOUS FUMBLE RECOVERIES: L.Miller 2, B.Osweiler 2, A.Hunt 1, C.Clark 1

SPECIAL TEAMS STATISTICS

PLAYER	Solo	Asst	Total	FF	FR	Blocked FG	Blocked PAT	Blocked Punt
R.Nelson Jr.	9	2	11	0	1	0	0	0
D.Jones	9	2	11	0	0	0	0	0
B.Peters	6	4	10	0	0	0	0	0
C.Moore	7	2	9	0	0	0	0	0
A.Dent	6	1	7	0	0	0	0	0
J.Grimes	6	1	7	1	0	0	0	0
A.Hunt	5	2	7	0	0	0	0	0
A.Blue	6	0	6	0	0	0	0	0
M.Bullough	5	1	6	0	0	0	0	0
C.James	6	0	6	0	0	0	0	0
T.Ervin	3	1	4	0	0	0	0	0
K.Johnson	4	0	4	0	0	0	0	0
J.Prosch	3	1	4	0	0	0	0	0
B.Scarlett	3	0	3	0	0	0	0	0
K.Dillon	3	0	3	0	0	0	0	0
E.Pleasant	2	1	3	0	0	0	0	0
J.Weeks	2	0	2	0	0	0	0	0
A.Hal	1	1	2	0	0	0	0	0
K.Mumphery	1	1	2	0	0	0	0	0
S.Lechler	1	1	2	0	0	0	0	0
S.Anderson	1	0	1	0	0	0	0	0
A.Bouye	0	1	1	0	0	0	0	0
N.Novak	1	0	1	0	0	0	0	0
W.Williams	0	0	0	0	1	0	0	0
TEXANS	90	22	112	1	2	0	0	0
Opponents	58	22	80	3	5	0	1	0

DEFENSIVE LEADERS

SACKS	Player	Sacks	Yards
W.Mercilus		53.0	7.5
J.Clowney		52.0	6.0
B.McKinney		129.0	5.0
J.Simon		51.0	3.5
J.Heath		8.0	2.0
J.Watt		8.0	1.5
A.Bouye		62.0	1.0
A.Hal		46.0	1.0
C.Covington		26.0	1.0
D.Reader		22.0	1.0
U.Kamalu		5.0	1.0
A.Smith		4.0	0.5
Totals		31.0	198.0

INTERCEPTIONS	Player	Int	Yards	Long
Q.Demps		6	54	19
A.Hal		2	36	24
A.Bouye		1	0	0
K.Jackson		1	42	42t
R.Nelson Jr.		1	0	0
Totals		11	132	42t

DEF. FUMBLES FORCED AND RECOVERED	Player	FF	FR
B.McKinney		1	0
Q.Demps		1	0
J.Simon		1	0
J.Joseph		1	0
W.Mercilus		1	4
J.Clowney		1	0
J.Watt		0	1
K.Johnson		0	1
Totals		6	6

QUARTERBACK HITS	Player	QBH
W.Mercilus		22
J.Clowney		17
B.McKinney		11
J.Simon		10
A.Smith		6
J.Watt		5
J.Heath		4
V.Wilfork		3
B.Cushing		2
C.Covington		2
D.Reader		2
A.Bouye		1
Q.Demps		1
A.Hal		1
E.Pleasant		1
U.Kamalu		1
Totals		89

PASSES DEFENSED	Player	PD
A.Bouye		16
Q.Demps		9
J.Joseph		9
A.Hal		7
E.Pleasant		5
K.Jackson		4
C.Moore		3
K.Johnson		3
B.McKinney		2
J.Clowney		2
J.Simon		2
R.Nelson Jr.		2
B.Cushing		1
W.Mercilus		1
C.Covington		1
D.Reader		1
V.Wilfork		1
C.James		1
Totals		70

TACKLES FOR LOSS	Player	TFL
J.Clowney		16
W.Mercilus		13
B.McKinney		8
J.Simon		4
K.Jackson		3
B.Cushing		2
A.Bouye		2
A.Hal		2
C.Covington		2
D.Reader		2
V.Wilfork		2
M.Bullough		2
J.Heath		2
U.Kamalu		2
Q.Demps		1
K.Johnson		1
E.Pleasant		1
B.Scarlett		1
J.Watt		1
B.Peters		1
Totals		68

2016 POSTSEASON STATISTICS (1-1)

Date	W/L	Score	Opponent	Attendance
1/7/2017	W	27-14	Oakland Raiders	71,790
1/14/2017	L	16-34	at New England Patriots	66,829

TEXANS STATISTICS	TEXANS	Opponents
TOTAL FIRST DOWNS	33	36
Rushing	11	9
Passing	17	23
Penalty	5	4
3rd Down: Made/Att	7/31	7/30
3rd Down Pct.	22.6%	23.3%
4th Down: Made/Att	0/0	1/2
4th Down Pct.	0.0%	50.0%
POSSESSION AVG.	33:00	27:01
TOTAL NET YARDS	576	580
Avg. Per Game	288.0	290.0
Total Plays	135	136
Avg. Per Play	4.3	4.3
NET YARDS RUSHING	228	162
Avg. Per Game	114.0	81.0
Total Rushes	67	48
NET YARDS PASSING	348	418
Avg. Per Game	174.0	209.0
Sacked/Yards Lost	3/17	5/30
Gross Yards	365	448
Attempts/Completions	65/37	83/36
Completion Pct.	56.9%	43.4%
Had Intercepted	3	5
PUNTS/AVERAGE	17/44.4	16/43.6
NET PUNTING AVG.	36.4	38.8
PENALTIES/YARDS	12/140	13/113
FUMBLES/BALL LOST	3/0	2/1
TOUCHDOWNS	4	6
Rushing	2	2
Passing	2	3
Returns	0	1

SCORE BY PERIODS	1	2	3	4	OT	Total
TEXANS	13	20	0	10	0	43
Opponents	21	3	7	17	0	48

SCORING	TD	Ru	Pa	Rt	PAT	FG	2PT	TP
N.Novak	0	0	0	0	4/4	5/5	0	19
L.Miller	1	1	0	0	0/0	0/0	0	6
B.Osweiler	1	1	0	0	0/0	0/0	0	6
D.Hopkins	1	0	1	0	0/0	0/0	0	6
C.Fiedorowicz	1	0	1	0	0/0	0/0	0	6
TEXANS	4	2	2	0	4/4	5/5	0	43
Opponents	6	2	3	1	6/6	2/2	0	48

2-Pt. Conversions: TEXANS: 0/0, Opponents: 0/0

SACKS: W.Mercilus 3.0, D.Reader 1.0, B.Cushing 1.0 TEXANS: 5.0, Opponents: 3.0

FUMBLES LOST: TEXANS: 0

OPP. FUMBLE RECOVERIES: E.Pleasant 1 TEXANS: 1

RUSHING	No.	Yds	Avg	Long	TD
L.Miller	50	147	2.9	19	1
J.Grimes	6	41	6.8	12	0
B.Osweiler	7	33	4.7	18	1
A.Blue	3	6	2.0	4	0
J.Prosch	1	1	1.0	1	0
TEXANS	67	228	3.4	19	2
Opponents	48	162	3.4	18	2

RECEIVING	No.	Yds	Avg	Long	TD
D.Hopkins	11	132	12.0	38	1
W.Fuller V	7	53	7.6	19	0
C.Fiedorowicz	5	71	14.2	18	1
J.Grimes	4	43	10.8	15	0
L.Miller	4	15	3.8	6	0
R.Griffin	3	29	9.7	13	0
A.Hunt	2	15	7.5	13	0
K.Mumphery	1	7	7.0	7	0
S.Anderson	0	0	0	0	0
TEXANS	37	365	9.9	38	2
Opponents	36	448	12.4	48	3

INTERCEPTIONS	No.	Yds	Avg	Long	TD
A.Bouye	2	13	6.5	7	0
C.Moore	1	20	20.0	20	0
A.Hal	1	6	6.0	6	0
J.Clowney	1	3	3.0	3	0
TEXANS	5	42	8.4	20	0
Opponents	3	58	19.3	31	0

PUNTING	No.	Yds	Avg	Net	TB	In	Lg	B
S.Lechler	17	755	44.4	36.4	2	7	63	0
TEXANS	17	755	44.4	36.4	2	7	63	0
Opponents	16	697	43.6	38.8	1	6	62	0

PUNT RETURNS	Ret	FC	Yds	Avg	Long	TD
T.Ervin	4	2	23	5.8	16	0
W.Fuller V	2	1	34	17.0	18	0
TEXANS	6	3	57	9.5	18	0
Opponents	10	5	96	9.6	37	0

KICKOFF RETURNS	No.	Yds	Avg	Long	TD
A.Hunt	3	57	19.0	22	0
A.Blue	1	15	15.0	15	0
T.Ervin	1	14	14.0	14	0
W.Fuller V	1	12	12.0	12	0
TEXANS	6	98	16.3	22	0
Opponents	6	185	30.8	98t	1

FIELD GOALS	1-19	20-29	30-39	40-49	50+
N.Novak	0/0	1/1	2/2	1/1	1/1
TEXANS	0/0	1/1	2/2	1/1	1/1
Opponents	1/1	0/0	0/0	1/1	0/0

PASSING	Att	Comp	Yds	Cmp%	Yds/Att	TD	TD%	Int	Int%	Long	Sack/Lost	Rating
B.Osweiler	65	37	365	56.9%	5.6	2	3.1%	3	4.6%	38	3/17	63.9
TEXANS	65	37	365	56.9%	5.6	2	3.1%	3	4.6%	38	3/17	63.9
Opponents	83	36	448	43.4%	5.4	3	3.6%	5	6.0%	48	5/30	47.7

2016 POSTSEASON STATISTICS (1-1)

DEFENSIVE STATISTICS

PLAYER	Solo	Asst	Total	Sk	Sk Yds	TFL	QBH	Int	PD	FF	FR
J.Joseph	14	0	14	0.0	0.0	0	0	0	3	0	0
A.Hal	7	5	12	0.0	0.0	0	0	1	3	0	0
B.McKinney	6	6	12	0.0	0.0	0	0	0	2	0	0
W.Mercilus	7	4	11	3.0	20.0	4	5	0	1	0	0
K.Jackson	4	4	8	0.0	0.0	0	0	0	0	0	0
B.Cushing	3	5	8	1.0	4.0	2	1	0	0	0	0
C.Moore	6	1	7	0.0	0.0	0	0	1	3	0	0
A.Bouye	5	2	7	0.0	0.0	0	0	2	6	1	0
E.Pleasant	1	3	4	0.0	0.0	0	0	0	0	0	0
J.Clowney	3	0	3	0.0	0.0	1	2	1	2	0	0
R.Nelson Jr.	3	0	3	0.0	0.0	0	0	0	1	0	0
D.Reader	2	1	3	1.0	6.0	1	1	0	0	0	0
J.Heath	2	0	2	0.0	0.0	0	0	0	0	0	0
Q.Demps	2	0	2	0.0	0.0	0	0	0	0	0	0
C.Covington	1	1	2	0.0	0.0	0	2	0	0	0	0
A.Smith	1	0	1	0.0	0.0	1	0	0	0	0	0
A.Dent	0	1	1	0.0	0.0	0	0	0	0	0	0
V.Wilfork	0	1	1	0.0	0.0	0	0	0	0	0	0
TEXANS	67	34	101	5.0	30.0	9	11	5	21	1	0
Opponents	79	47	126	3.0	17.0	9	6	3	12	0	0

MISCELLANEOUS TACKLES: D.Hopkins 1, X.Su'a-Filo 1

MISCELLANEOUS FUMBLE RECOVERIES: B.Osweller 1

SPECIAL TEAMS STATISTICS

PLAYER	Solo	Asst	Total	FF	FR	Blocked FG	Blocked PAT	Blocked Punt
A.Dent	1	2	3	1	0	0	0	0
C.Moore	2	0	2	0	0	0	0	0
B.Peters	2	0	2	0	0	0	0	0
D.Jones	2	0	2	0	0	0	0	0
S.Anderson	1	1	2	0	0	0	0	0
S.Lechler	1	0	1	0	0	0	0	0
J.Grimes	1	0	1	0	0	0	0	0
B.Scarlett	1	0	1	0	0	0	0	0
A.Hunt	1	0	1	0	0	0	0	0
E.Pleasant	0	0	0	0	2	0	0	0
T.Ervin	0	0	0	0	1	0	0	0
TEXANS	12	3	15	1	3	0	0	0
Opponents	9	8	17	0	0	0	0	0

DEFENSIVE LEADERS

SACKS

Player	Sacks	Yards
W.Mercilus	3.0	17.0
D.Reader	1.0	6.0
B.Cushing	1.0	4.0
Totals	3.0	30.0

INTERCEPTIONS

Player	Int	Yards	Long
A.Bouye	2	13	7
J.Clowney	1	3	3
A.Hal	1	6	6
C.Moore	1	20	20
Totals	5	42	20

DEF. FUMBLES FORCED AND RECOVERED

Player	FF	FR
A.Bouye	1	0
Totals	1	0

QUARTERBACK HITS

Player	QBH
W.Mercilus	5
J.Clowney	2
C.Covington	2
B.Cushing	1
D.Reader	1
Totals	11

PASSES DEFENSED

Player	PD
A.Bouye	6
J.Joseph	3
A.Hal	3
C.Moore	3
B.McKinney	2
J.Clowney	2
W.Mercilus	1
R.Nelson Jr.	1
Totals	21

TACKLES FOR LOSS

Player	TFL
W.Mercilus	4
B.Cushing	2
J.Clowney	1
D.Reader	1
A.Smith	1
Totals	9

2017 FINAL STATISTICS (4-12)

Date	W/L	Score	Opponent	Attendance
9/10/2017	L	7-29	Jacksonville Jaguars	71,710
9/14/2017	W	13-9	at Cincinnati Bengals	52,942
9/24/2017	L	33-36	at New England Patriots	65,878
10/1/2017	W	57-14	Tennessee Titans	71,804
10/8/2017	L	34-42	Kansas City Chiefs	71,835
10/15/2017	W	33-17	Cleveland Browns	71,815
10/29/2017	L	38-41	at Seattle Seahawks	69,025
11/5/2017	L	14-20	Indianapolis Colts	71,709
11/12/2017	L	7-33	at Los Angeles Rams	60,032
11/19/2017	W	31-21	Arizona Cardinals	71,680
11/27/2017	L	16-23	at Baltimore Ravens	70,357
12/3/2017	L	13-24	at Tennessee Titans	62,758
12/10/2017	L	16-26	San Francisco 49ers	71,802
12/17/2017	L	7-45	at Jacksonville Jaguars	64,701
12/25/2017	L	6-34	Pittsburgh Steelers	71,842
12/31/2017	L	13-22	at Indianapolis Colts	60,557

TEXANS STATISTICS	TEXANS	Opponents
TOTAL FIRST DOWNS	313	301
Rushing	86	88
Passing	180	176
Penalty	47	37
3rd Down: Made/Att	76/209	71/201
3rd Down Pct.	36.4%	35.3%
4th Down: Made/Att	5/10	5/8
4th Down Pct.	50.0%	62.5%
POSSESSION AVG.	30:07	29:53
TOTAL NET YARDS	5120	5546
Avg. Per Game	320.0	346.6
Total Plays	1027	973
Avg. Per Play	5.0	5.7
NET YARDS RUSHING	1842	1747
Avg. Per Game	115.1	109.2
Total Rushes	448	440
NET YARDS PASSING	3278	3799
Avg. Per Game	204.9	237.4
Sacked/Yards Lost	54/366	32/200
Gross Yards	3644	3999
Attempts/Completions	525/299	501/321
Completion Pct.	57.0%	64.1%
Had Intercepted	17	11
PUNTS/AVERAGE	92/49.0	81/47.3
NET PUNTING AVG.	41.3	42.9
PENALTIES/YARDS	124/1050	122/1128
FUMBLES/BALL LOST	25/11	14/5
TOUCHDOWNS	40	48
Rushing	8	14
Passing	28	30
Returns	4	4

SCORE BY PERIODS	1	2	3	4	OT	Total
TEXANS	67	111	63	97	0	338
Opponents	57	181	96	102	0	436

SCORING	TD	Ru	Pa	Rt	PAT	FG	2PT	TP
K.Fairbairn	0	0	0	0	32/35	20/25	0	92
D.Hopkins	13	0	13	0	0/0	0/0	0	78
W.Fuller V	7	0	7	0	0/0	0/0	0	42
L.Miller	6	3	3	0	0/0	0/0	0	36
D.Watson	2	2	0	0	0/0	0/0	1	14
D.Foreman	2	2	0	0	0/0	0/0	0	12
B.Ellington	2	0	2	0	0/0	0/0	0	12
R.Griffin	1	0	1	0	0/0	0/0	1	8
J.Joseph	1	0	0	1	0/0	0/0	0	6
L.Houston	1	0	0	1	0/0	0/0	0	6
J.Clowney	1	0	0	1	0/0	0/0	0	6
S.Anderson	1	0	1	0	0/0	0/0	0	6
A.Blue	1	1	0	0	0/0	0/0	0	6
D.Cole	1	0	0	1	0/0	0/0	0	6
B.Miller	1	0	1	0	0/0	0/0	0	6
TEXANS	40	8	28	4	32/35	20/25	2	338
Opponents	48	14	30	4	45/46	33/35	1	436

2-Pt. Conversions: TEXANS: 2/5, Opponents: 1/2

SACKS: J.Clowney 9.5, B.McKinney 3.0, E.Pleasant 2.0, U.Kamalu 2.0, B.Scarlett 2.0, Z.Cunningham 1.5, B.Cushing 1.5, C.Covington 1.0, L.Lewis 1.0, K.Drummond 1.0, L.Houston 1.0, M.Gilchrist 1.0, W.Mercilus 1.0, K.Jackson 1.0, D.Reader 1.0, J.Heath 1.0, D.Cole 1.0, C.Clements 0.5
TEXANS: 32.0, Opponents: 54.0

RUSHING	No.	Yds	Avg	Long	TD
L.Miller	238	888	3.7	21	3
D.Foreman	78	327	4.2	39	2
D.Watson	36	269	7.5	49t	2
A.Blue	71	262	3.7	48	1
T.Yates	5	51	10.2	15	0
B.Ellington	3	17	5.7	13	0
T.Ervin	4	12	3.0	6	0
W.Fuller V	2	9	4.5	5	0
A.Ellington	5	2	0.4	7	0
T.Savage	4	2	0.5	3	0
T.Heinicke	1	2	2.0	2	0
B.Miller	1	1	1.0	1	0
TEXANS	448	1842	4.1	49t	8
Opponents	440	1747	4.0	75t	14

RECEIVING	No.	Yds	Avg	Long	TD
D.Hopkins	96	1378	14.4	72t	13
L.Miller	36	327	9.1	32	3
B.Ellington	29	330	11.4	35	2
W.Fuller V	28	423	15.1	59t	7
S.Anderson	25	342	13.7	42	1
B.Miller	19	162	8.5	57	1
C.Fiedorowicz	14	127	9.1	15	0
R.Griffin	13	158	12.2	35	1
T.Ervin	8	38	4.8	7	0
A.Blue	7	54	7.7	14	0
D.Foreman	6	83	13.8	34	0
A.Ellington	6	72	12.0	29	0
C.Thompson	5	84	16.8	32	0
J.Proshch	4	31	7.8	18	0
D.White	1	24	24.0	24	0
C.Hamilton	1	8	8.0	8	0
R.Malleck	1	3	3.0	3	0
TEXANS	299	3644	12.2	72t	28
Opponents	321	3999	12.5	94t	30

INTERCEPTIONS	No.	Yds	Avg	Long	TD
A.Hal	3	10	3.3	7	0
J.Joseph	2	85	42.5	82t	1
D.Cole	2	28	14.0	25t	1
M.Gilchrist	1	17	17.0	17	0
K.Jackson	1	2	2.0	2	0
M.Williams	1	2	2.0	2	0
E.Pleasant	1	0	0.0	0	0
TEXANS	11	144	13.1	82t	2
Opponents	17	400	23.5	78t	2

PUNTING	No.	Yds	Avg	Net	TB	In	Lg	B
S.Lechler	92	4507	49.0	41.3	5	32	68	0
TEXANS	92	4507	49.0	41.3	5	32	68	0
Opponents	81	3828	47.3	42.9	3	37	65	0

PUNT RETURNS	Ret	FC	Yds	Avg	Long	TD
W.Fuller V	9	6	135	15.0	49	0
T.Ervin	8	4	60	7.5	21	0
C.Thompson	6	0	39	6.5	15	0
B.Ellington	5	4	47	9.4	21	0
D.White	4	1	3	0.8	3	0
B.Miller	3	5	12	4.0	8	0
TEXANS	35	20	296	8.5	49	0
Opponents	49	22	608	12.4	82t	1

KICKOFF RETURNS	No.	Yds	Avg	Long	TD
C.Thompson	17	369	21.7	42	0
T.Ervin	5	93	18.6	24	0
J.Todman	4	84	21.0	25	0
D.Foreman	1	12	12.0	12	0
TEXANS	27	558	20.7	42	0
Opponents	27	547	20.3	48	0

FIELD GOALS	1-19	20-29	30-39	40-49	50+
N.Novak	0/0	3/4	8/10	6/7	3/4
TEXANS	0/0	3/4	8/10	6/7	3/4
Opponents	0/0	8/8	12/13	8/9	5/5

FUMBLES LOST: T.Savage 7, D.Watson 1, D.Foreman 1, T.Yates 1, D.Hopkins 1 TEXANS: 11

OPP. FUMBLE RECOVERIES: J.Clowney 2, L.Houston 1, J.Todman 1, B.Dunn 1 TEXANS: 5

PASSING	Att	Comp	Yds	Cmp%	Yds/Att	TD	TD%	Int	Int%	Long	Sack/Lost	Rating
D.Watson	204	126	1699	61.8%	8.3	19	9.3%	8	3.9%	72t	19/116	103.0
T.Savage	223	125	1412	56.1%	6.3	5	2.2%	6	2.7%	57	21/159	71.4
T.Yates	97	47	523	48.5%	5.4	4	4.1%	3	3.1%	40	13/75	65.8
T.Heinicke	1	1	10	100.0%	10.0	0	0.0%	0	0.0%	10	1/16	108.3
TEXANS	525	299	3644	57.0%	6.9	28	5.3%	17	3.2%	72t	54/366	82.8
Opponents	501	321	3999	64.1%	8.0	30	6.0%	11	2.2%	94t	32/200	99.6

2017 FINAL STATISTICS (4-12)

DEFENSIVE STATISTICS

PLAYER	Solo	Asst	Total	Sk	Sk Yds	TFL	QBH	Int	PD	FF	FR
B.McKinney	62	33	95	3.0	8.0	10	8	0	1	1	0
Z.Cunningham	45	37	82	1.5	7.5	5	2	0	6	1	0
K.Jackson	54	19	73	1.0	4.0	4	2	1	10	1	0
A.Hal	47	24	71	0.0	0.0	3	1	3	5	2	0
J.Clowney	41	18	59	9.5	67.0	21	21	0	2	2	2
M.Gilchrist	45	11	56	1.0	8.0	1	0	1	6	1	0
J.Joseph	37	10	47	0.0	0.0	2	0	2	9	0	0
D.Reader	23	24	47	1.0	2.0	3	6	0	0	0	0
K.Johnson	35	10	45	0.0	0.0	1	0	0	2	0	0
E.Pleasant	22	5	27	2.0	21.0	1	2	1	3	1	0
B.Scarlett	19	7	26	2.0	11.0	6	3	0	1	0	0
B.Dunn	17	9	26	0.0	0.0	3	2	0	0	0	1
D.Cole	10	15	25	1.0	1.0	4	2	2	3	0	0
J.Heath	17	7	24	1.0	1.0	1	1	0	0	0	0
C.Moore	15	6	21	0.0	0.0	1	0	0	1	0	0
C.Watkins	9	12	21	0.0	0.0	3	0	0	1	0	0
C.Covington	10	6	16	1.0	12.0	1	2	0	0	1	0
B.Cushing	8	8	16	1.5	4.5	1	2	0	0	0	0
J.Watt	11	4	15	0.0	0.0	3	5	0	2	0	0
M.Williams	12	0	12	0.0	0.0	1	0	1	4	0	0
W.Mercilus	9	1	10	1.0	6.0	1	1	0	0	1	0
J.Jenkins	8	2	10	0.0	0.0	1	0	0	0	0	0
J.Banks	8	2	10	0.0	0.0	0	0	0	0	0	0
K.Drummond	8	1	9	1.0	9.0	1	1	0	0	0	0
A.Blackson	8	1	9	0.0	0.0	0	1	0	1	0	0
B.Peters	5	3	8	0.0	0.0	0	0	0	0	0	0
L.Houston	6	1	7	1.0	9.0	3	4	0	0	1	1
T.Decoud	6	1	7	0.0	0.0	0	0	0	1	0	0
U.Kamalu	5	1	6	2.0	13.0	3	3	0	0	0	0
L.Lewis	3	0	3	1.0	11.0	1	1	0	0	0	0
C.Clements	1	1	2	0.5	5.0	0	1	0	0	0	0
G.President	1	1	2	0.0	0.0	0	0	0	0	0	0
M.Burley	1	0	1	0.0	0.0	0	0	0	0	0	0
TEXANS	608	280	888	32	200	85	71	11	58	12	4
Opponents	616	325	941	54	366	70	118	17	87	19	11

MISCELLANEOUS TACKLES: X.Su'a-Filo 4, D.Hopkins 3, D.Watson 2, T.Savage 2, N.Martin 2, S.Anderson 1, T.Yates 1, C.Slade 1, C.Clark 1, B.Ellington 1, C.Fiedorowicz 1, B.Miller 1, W.Fuller V 1

MISCELLANEOUS FUMBLE RECOVERIES: T.Yates 3, B.Ellington 2, C.Clark 1, B.Giacomini 1, J.Davenport 1, L.Miller 1

SPECIAL TEAMS STATISTICS

PLAYER	Solo	Asst	Total	FF	FR	Blocked FG	Blocked PAT	Blocked Punt
K.Drummond	8	3	11	0	0	0	0	0
B.Peters	7	2	9	0	0	0	0	0
Z.Cunningham	3	5	8	0	0	0	0	0
D.Cole	6	1	7	0	0	0	0	0
J.Todman	6	0	6	0	1	0	0	0
C.Thompson	6	0	6	0	2	0	0	0
C.Moore	5	1	6	0	0	0	0	0
A.Blue	4	1	5	1	0	0	0	0
E.Pleasant	3	2	5	0	0	0	0	0
J.Weeks	1	3	4	0	0	0	0	0
B.Scarlett	2	1	3	0	0	0	0	0
S.Lechler	1	1	2	0	0	0	0	0
I.Campbell	1	1	2	0	0	0	0	0
B.Heeney	0	2	2	0	0	0	0	0
M.Williams	1	0	1	0	0	0	0	0
J.Jenkins	1	0	1	0	0	0	0	0
S.Anderson	1	0	1	0	0	0	0	0
K.Fairbairn	1	0	1	0	0	0	0	0
T.Ervin	1	0	1	0	0	0	0	0
G.President	0	1	1	0	0	0	0	0
J.Strong	0	1	1	0	0	0	0	0
J.Prosh	0	1	1	0	0	0	0	0
T.Decoud	0	0	0	0	1	0	0	0
D.White	0	0	0	0	1	0	0	0
TEXANS	58	26	84	1	5	0	0	0
Opponents	58	17	75	1	0	0	0	0

DEFENSIVE LEADERS

SACKS

Player	Sacks	Yards
J.Clowney	9.5	67.0
B.McKinney	3.0	8.0
E.Pleasant	2.0	21.0
B.Scarlett	2.0	11.0
U.Kamalu	2.0	13.0
Z.Cunningham	1.5	7.5
B.Cushing	1.5	4.5
K.Jackson	1.0	4.0
M.Gilchrist	1.0	8.0
D.Reader	1.0	2.0
D.Cole	1.0	1.0
J.Heath	1.0	1.0
C.Covington	1.0	12.0
W.Mercilus	1.0	6.0
K.Drummond	1.0	9.0
L.Houston	1.0	9.0
L.Lewis	1.0	11.0
C.Clements	0.5	5.0
Totals	32	200

INTERCEPTIONS

Player	Int	Yards	Long
A.Hal	3	10	7
D.Cole	2	28	25t
J.Joseph	2	85	82t
M.Gilchrist	1	17	17
K.Jackson	1	2	2
E.Pleasant	1	0	0
M.Williams	1	2	2
Totals	11	144	82t

DEF. FUMBLES FORCED AND RECOVERED

Player	FF	FR
A.Hal	2	0
J.Clowney	2	2
B.McKinney	1	0
Z.Cunningham	1	0
K.Jackson	1	0
M.Gilchrist	1	0
E.Pleasant	1	0
C.Covington	1	0
W.Mercilus	1	0
L.Houston	1	1
B.Dunn	0	1
Totals	12	4

QUARTERBACK HITS

Player	QBH
J.Clowney	21
B.McKinney	8
D.Reader	6
J.Watt	5
L.Houston	4
B.Scarlett	3
U.Kamalu	3
Z.Cunningham	2
K.Jackson	2
E.Pleasant	2
B.Dunn	2
D.Cole	2
C.Covington	2
B.Cushing	2
A.Hal	1
J.Heath	1
W.Mercilus	1
K.Drummond	1
A.Blackson	1
L.Lewis	1
C.Clements	1
Totals	71

PASSES DEFENSED

Player	PD
K.Jackson	10
J.Joseph	9
Z.Cunningham	6
M.Gilchrist	6
A.Hal	5
M.Williams	4
E.Pleasant	3
D.Cole	3
J.Clowney	2
K.Johnson	2
J.Watt	2
B.McKinney	1
B.Scarlett	1
C.Moore	1
C.Watkins	1
A.Blackson	1
T.Decoud	1
Totals	58

TACKLES FOR LOSS

Player	TFL
J.Clowney	21
B.McKinney	10
B.Scarlett	6
Z.Cunningham	5
K.Jackson	4
D.Cole	4
A.Hal	3
D.Reader	3
B.Dunn	3
C.Watkins	3
J.Watt	3
L.Houston	3
U.Kamalu	3
J.Joseph	2
M.Gilchrist	1
K.Johnson	1
E.Pleasant	1
J.Heath	1
C.Moore	1
C.Covington	1
B.Cushing	1
M.Williams	1
W.Mercilus	1
J.Jenkins	1
K.Drummond	1
L.Lewis	1
Totals	85

2018 FINAL STATISTICS (11-5)

Date	W/L	Score	Opponent	Attendance
9/9/2018	L	20-27	at New England Patriots	65,878
9/16/2018	L	17-20	at Tennessee Titans	62,372
9/23/2018	L	22-27	New York Giants	71,838
9/30/2018	W	37-34	at Indianapolis Colts	57,716
10/7/2018	W	19-16	Dallas Cowboys	72,008
10/14/2018	W	20-13	Buffalo Bills	71,638
10/21/2018	W	20-7	at Jacksonville Jaguars	66,534
10/25/2018	W	42-23	Miami Dolphins	71,726
11/4/2018	W	19-17	at Denver Broncos	76,270
11/18/2018	W	23-21	at Washington Redskins	61,593
11/26/2018	W	34-17	Tennessee Titans	71,826
12/2/2018	W	29-13	Cleveland Browns	71,741
12/9/2018	L	21-24	Indianapolis Colts	71,814
12/15/2018	W	29-22	at New York Jets	77,982
12/23/2018	L	30-32	Philadelphia Eagles	69,696
12/30/2018	W	20-3	Jacksonville Jaguars	71,848

TEXANS STATISTICS	TEXANS	Opponents
TOTAL FIRST DOWNS	330	298
Rushing	94	76
Passing	202	200
Penalty	37	22
3rd Down: Made/Att	77/208	91/227
3rd Down Pct.	37.0%	40.1%
4th Down: Made/Att	8/12	12/20
4th Down Pct.	66.7%	60.0%
POSSESSION AVG.	30:12	29:48
TOTAL NET YARDS	5802	5490
Avg. Per Game	362.6	343.1
Total Plays	1040	1022
Avg. Per Play	5.6	5.4
NET YARDS RUSHING	2021	1323
Avg. Per Game	126.3	82.7
Total Rushes	472	385
NET YARDS PASSING	3781	4167
Avg. Per Game	236.3	260.4
Sacked/Yards Lost	62/384	43/310
Gross Yards	4165	4477
Attempts/Completions	506/345	594/385
Completion Pct.	68.2%	64.8%
Had Intercepted	9	15
PUNTS/AVERAGE	74/43.7	80/46.6
NET PUNTING AVG.	39.1	40.8
PENALTIES/YARDS	105/787	117/945
FUMBLES/BALL LOST	19/7	26/14
TOUCHDOWNS	42	36
Rushing	12	8
Passing	26	28
Returns	4	4

SCORE BY PERIODS	1	2	3	4	OT	Total
TEXANS	87	136	60	110	9	402
Opponents	74	76	91	72	3	316

SCORING	TD	Ru	Pa	Rt	PAT	FG	2PT	TP
K.Fairbairn	0	0	0	0	39/41	37/42	0	150
D.Hopkins	11	0	11	0	0/0	0/0	0	66
L.Miller	6	5	1	0	0/0	0/0	0	36
D.Watson	5	5	0	0	0/0	0/0	0	30
J.Thomas	4	0	4	0	0/0	0/0	0	24
W.Fuller	4	0	4	0	0/0	0/0	0	24
D.Thomas	2	0	2	0	0/0	0/0	0	12
A.Blue	2	2	0	0	0/0	0/0	0	12
B. Ellington	1	0	1	0	0/0	0/0	0	6
J.Clowney	1	0	0	1	0/0	0/0	0	6
J.Joseph	1	0	0	1	0/0	0/0	0	6
V.Smith	1	0	1	0	0/0	0/0	0	6
Z.Cunningham	1	0	0	1	0/0	0/0	0	6
D.Foreman	1	0	1	0	0/0	0/0	0	6
J.Reid	1	0	0	1	0/0	0/0	0	6
K.Coutee	1	0	1	0	0/0	0/0	0	6
TEXANS	42	12	26	4	39/41	37/42	0	402
Opponents	36	8	28	0	29/32	23/26	1	316

2-Pt. Conversions: TEXANS: 0/1, Opponents: 1/4

SACKS: J.Watt 16.0, J.Clowney 9.0, W.Mercilus 4.0, C.Covington 3.5, T. Mathieu 3.0, D.Reader 2.0, B.McKinney 1.5, K.Jackson 1.0, D.Ejiofor 1.0, A.Blackson 1.0, C.Watkins 1.0
TEXANS: 43.0, Opponents: 62.0

RUSHING	No.	Yds	Avg	Long	TD
L.Miller	210	973	4.6	97t	5
D.Watson	99	551	5.6	34	5
A.Blue	150	499	3.3	17	2
D.Carter	1	7	7.0	7	0
K.Coutee	3	0	0.0	3	0
D.Foreman	7	-1	-0.1	2	0
B.Weeden	1	-1	-1.0	-1	0
D.Hopkins	1	-7	-7.0	-7	0
TEXANS	472	2021	4.3	97t	12
Opponents	385	1323	3.4	39	8

RECEIVING	No.	Yds	Avg	Long	TD
D.Hopkins	115	1572	13.7	49t	11
W.Fuller V	32	503	15.7	73t	4
K.Coutee	28	287	10.3	40	1
L.Miller	25	163	6.5	16	1
R.Griffin	24	305	12.7	47	0
D.Thomas	23	275	12.0	31	2
J.Thomas	20	215	10.8	39	4
D.Carter	20	195	9.8	50	0
A.Blue	20	154	7.7	28	0
J.Akins	17	225	13.2	28	0
B.Ellington	8	92	11.5	23	1
V.Smith	5	91	18.2	35t	1
T.Ervin	3	35	11.7	19	0
D.Foreman	2	28	14.0	20t	1
J.Webb	2	13	6.5	7	0
S.Coates	1	12	12.0	12	0
TEXANS	354	4165	12.1	73t	26
Opponents	385	4477	11.6	83t	28

INTERCEPTIONS	No.	Yds	Avg	Long	TD
J.Reid	3	128	42.7	101t	1
A.Hal	3	2	0.7	2	0
J.Joseph	2	46	23.0	28t	1
K.Jackson	2	24	12.0	13	0
T.Mathieu	2	6	3.0	6	0
Z.Cunningham	1	38	38.0	38t	1
B.Scarlett	1	8	8.0	8	0
B.McKinney	1	0	0.0	0	0
TEXANS	15	252	16.8	101t	3
Opponents	9	24	2.7	15	0

PUNTING	No.	Yds	Avg	Net	TB	In	Lg	B
T.Daniel	74	3237	43.7	39.1	5	36	61	0
TEXANS	74	3237	43.7	39.1	5	36	61	0
Opponents	80	3732	46.7	40.8	7	24	62	1

PUNT RETURNS	Ret	FC	Yds	Avg	Long	TD
T.Ervin	21	7	175	8.3	27	0
D.Carter	16	8	146	9.1	30	0
T.Mathieu	1	1	6	6.0	6	0
TEXANS	38	16	327	8.6	30	0
Opponents	32	23	240	7.5	26	0

KICKOFF RETURNS	No.	Yds	Avg	Long	TD
T.Ervin	10	253	25.3	36	0
D.Carter	9	221	24.6	30	0
A.Blue	1	13	13.0	13	0
TEXANS	20	487	24.4	36	0
Opponents	33	682	20.7	40	0

FIELD GOALS	1-19	20-29	30-39	40-49	50+
K.Fairbairn	1/1	9/9	11/11	12/15	4/6
TEXANS	1/1	9/9	11/11	12/15	4/6
Opponents	0/0	4/4	7/7	10/10	2/5

FUMBLES LOST: D.Watson 3, D.Hopkins 2, D.Carter 1, L.Miller 1 TEXANS: 7

OPP. FUMBLE RECOVERIES: J.Clowney 3, J.Reid 2, A.Colvin 2, D.Ejiofor 1, K.Jackson 1, J.Bademosi 1, T.Mathieu 1, A.Blackson 1, B.Scarlett 1, Z.Cunningham 1 TEXANS: 14

PASSING	Att	Comp	Yds	Cmp%	Yds/Att	TD	TD%	Int	Int%	Long	Sack/Lost	Rating
D.Watson	505	345	4165	68.3%	8.2	26	5.1%	9	1.8%	73t	62/384	103.1
D.Hopkins	1	0	0	0.0%	0.0	0	0.0%	0	0.0%	0	0/0	39.6
TEXANS	506	345	4165	68.2%	8.2	26	5.1%	9	1.8%	73t	62/384	102.9
Opponents	594	385	4477	64.8%	7.5	28	4.7%	15	2.5%	83t	43/310	92.7

2018 FINAL STATISTICS (11-5)

DEFENSIVE STATISTICS

PLAYER	Solo	Asst	Total	Sk	Sk Yds	TFL	QBH	Int	PD	FF	FR
Zach Cunningham	73	32	105	0	0	3	2	1	5	2	0
Benardrick McKinney	63	42	105	1.5	7.5	5	5	1	7	1	0
Tyrann Mathieu	70	19	89	3	20	5	4	2	8	0	1
Kareem Jackson	70	17	87	1	13	5	1	2	17	2	1
Justin Reid	64	17	81	0	0	2	1	3	10	1	2
J.J. Watt	47	14	61	16	119	18	25	0	4	7	0
Johnathan Joseph	49	9	58	0	0	1	0	2	13	0	0
Jadeveon Clowney	38	9	47	9	74.5	16	21	0	1	1	3
Whitney Mercilus	22	17	39	4	28	5	14	0	0	2	0
D.J. Reader	23	10	33	2	10	5	3	0	0	0	0
Shareece Wright	25	7	32	0	0	3	0	0	5	0	0
Aaron Colvin	22	7	29	0	0	0	0	0	1	0	2
Angelo Blackson	18	6	24	1	7	1	2	0	3	0	1
Brandon Dunn	13	11	24	0	0	4	0	0	0	1	0
Christian Covington	8	7	15	3.5	21	4	8	0	0	0	0
Dylan Cole	13	0	13	0	0	1	0	0	3	0	0
Brennan Scarlett	8	4	12	0	0	0	2	1	3	1	0
Andre Hal	5	6	11	0	0	0	0	3	5	0	0
Duke Ejirofor	6	2	8	1	8	1	2	0	2	0	1
Brian Peters	3	4	7	0	0	0	0	0	0	0	0
Natrell Jamerson	5	0	5	0	0	0	0	0	1	0	0
Peter Kalambayi	1	4	5	0	0	0	0	0	0	0	0
Deante Burton	4	0	4	0	0	0	0	0	0	1	0
Mike Tyson	2	2	4	0	0	0	0	0	1	0	0
Kevin Johnson	1	3	4	0	0	0	0	0	0	0	0
Carlos Watkins	2	1	3	1	2	1	1	0	0	0	0
Josh Keyes	2	1	3	0	0	0	1	0	0	0	0
Joel Heath	2	0	2	0	0	0	0	0	0	0	0
Kayvon Webster	1	0	1	0	0	0	0	0	0	0	0
Johnson Bademosi	0	1	1	0	0	0	0	0	0	0	0
TEXANS	660	252	912	43	310	80	92	15	90	19	11
Opponents	665	354	1019	62	384	91	133	9	49	10	6

MISCELLANEOUS TACKLES: D.Hopkins 2, N.Martin 2, D.Watson 1, S.Henderson 1, S.Kelemete 1, M.Rankin 1, J.Akins 1

MISCELLANEOUS FUMBLE RECOVERIES: D.Watson 3, A.Blue 1, N.Martin 1, S.Kelemete 1, J.Davenport 1

DEFENSIVE LEADERS

SACKS

Player	Sacks	Yards
J.Watt	16.0	119.0
J.Clowney	9.0	74.5
W.Mercilus	4.0	28.0
C.Covington	3.5	21.0
T.Mathieu	3.0	20.0
D.Reader	2.0	10.0
B.McKinney	1.5	7.5
K.Jackson	1.0	13.0
A.Blackson	1.0	7.0
D.Ejirofor	1.0	8.0
C.Watkins	1.0	2.0
Totals	43	310

INTERCEPTIONS

Player	Int	Yards	Long
J.Reid	3	128	101t
A.Hal	3	2	2
T.Mathieu	2	6	6
K.Jackson	2	24	13
J.Joseph	2	46	28t
Z.Cunningham	1	38	38t
B.McKinney	1	0	0
B.Scarlett	1	8	8
Totals	15	252	101t

DEF. FUMBLES FORCED AND RECOVERED

Player	FF	FR
J.Watt	7	0
Z.Cunningham	2	0
K.Jackson	2	1
W.Mercilus	2	0
B.McKinney	1	0
J.Reid	1	2
J.Clowney	1	3
B.Dunn	1	0
B.Scarlett	1	0
D.Burton	1	1
T.Mathieu	0	1
A.Colvin	0	2
A.Blackson	0	1
D.Ejirofor	0	1
Totals	19	11

QUARTERBACK HITS

Player	QBH
J.Watt	25
J.Clowney	21
W.Mercilus	14
C.Covington	8
B.McKinney	5
T.Mathieu	4
D.Reader	3
Z.Cunningham	2
A.Blackson	2
B.Scarlett	2
D.Ejirofor	2
K.Jackson	1
J.Reid	1
C.Watkins	1
J.Keyes	1
Totals	92

PASSES DEFENSED

Player	PD
K.Jackson	17
J.Joseph	13
J.Reid	10
T.Mathieu	8
B.McKinney	7
Z.Cunningham	5
S.Wright	5
A.Hal	5
J.Watt	4
A.Blackson	3
D.Cole	3
B.Scarlett	3
D.Ejirofor	2
J.Clowney	1
A.Colvin	1
N.Jamerson	1
M.Tyson	1
D.Hopkins	1
Totals	90

TACKLES FOR LOSS

Player	TFL
J.Watt	18
J.Clowney	16
B.McKinney	5
T.Mathieu	5
K.Jackson	5
W.Mercilus	5
D.Reader	5
B.Dunn	4
C.Covington	4
Z.Cunningham	3
S.Wright	3
J.Reid	2
J.Joseph	1
A.Blackson	1
D.Cole	1
D.Ejirofor	1
C.Watkins	1
Totals	80

SPECIAL TEAMS STATISTICS

PLAYER	Solo	Asst	Total	FF	FR	Blocked FG	Blocked PAT	Blocked Punt
A.Moore	7	4	11	0	1	0	0	0
J.Bademosi	7	2	9	0	1	0	0	0
B.Howell	7	2	9	1	1	0	0	0
P.Kalambayi	6	2	8	0	0	0	0	0
J.Reid	6	1	7	0	0	0	0	0
B.Scarlett	4	2	6	0	1	0	0	0
S.Coates	1	3	4	0	0	0	0	0
T.Adams	1	2	3	0	0	0	0	1
J.Webb III	3	0	3	0	0	0	0	0
Z.Cunningham	0	2	2	0	1	0	0	0
A.Hal	1	1	2	0	0	0	0	0
N.Jamerson	1	1	2	0	0	0	0	0
J.Keyes	1	1	2	0	0	0	0	0
B.Peters	1	1	2	0	0	0	0	0
A.Blue	1	0	1	0	0	0	0	0
D.Ejirofor	0	1	1	0	0	0	0	0
K.Fairbairn	1	0	1	0	0	0	0	0
M.Tyson	1	0	1	0	0	0	0	0
J.Weeks	0	0	1	0	0	0	0	0
TEXANS	49	26	75	1	5	0	0	1
Opponents	52	25	75	2	4	0	0	0

2018 POSTSEASON STATISTICS (0-1)

Date	W/L	Score	Opponent	Attendance
1/5/2019	L	7-21	Indianapolis Colts	71,798

TEXANS STATISTICS	TEXANS	Opponents
TOTAL FIRST DOWNS	20	26
Rushing	7	10
Passing	13	14
Penalty	0	2
3rd Down: Made/Att	3/13	9/14
3rd Down Pct.	23.1%	64.3%
4th Down: Made/Att	2/5	0/0
4th Down Pct.	40.0%	0.0%
POSSESSION AVG.	28:46	31:14
TOTAL NET YARDS	322	422
Avg. Per Game	322.0	422.0
Total Plays	68	67
Avg. Per Play	4.7	6.3
NET YARDS RUSHING	105	200
Avg. Per Game	105.0	200.0
Total Rushes	16	35
NET YARDS PASSING	217	222
Avg. Per Game	217.0	222.0
Sacked/Yards Lost	3/18	0/0
Gross Yards	235	222
Attempts/Completions	49/29	32/19
Completion Pct.	59.2%	59.4%
Had Intercepted	1	1
PUNTS/AVERAGE	5/46.8	4/37.0
NET PUNTING AVG.	42.8	37.0
PENALTIES/YARDS	8/67	2/10
FUMBLES/BALL LOST	0/0	0/0
TOUCHDOWNS	1	3
Rushing	0	1
Passing	1	2
Returns	0	0

SCORE BY PERIODS	1	2	3	4	OT	Total
TEXANS	0	0	0	7	0	7
Opponents	14	7	0	0	0	21

SCORING	TD	Ru	Pa	Rt	PAT	FG	2PT	TP
K.Coutee	1	0	1	0	0/0	0/0	0	6
K.Fairbairn	0	0	0	0	1/1	0/0	0	1
TEXANS	1	0	1	0	1/1	0/0	0	7
Opponents	3	1	2	1	3/3	0/0	0	21

2-Pt. Conversions: TEXANS: 0/0, Opponents: 0/0

SACKS: TEXANS: 0.0, Opponents: 3.0

FUMBLES LOST: TEXANS: 0

OPP. FUMBLE RECOVERIES: TEXANS: 0

RUSHING	No.	Yds	Avg	Long	TD
D.Watson	8	76	9.5	21	0
L.Miller	5	18	3.6	8	0
A.Blue	2	8	4.0	4	0
D.Foreman	1	3	3.0	3	0
TEXANS	16	105	6.6	21	0
Opponents	35	200	5.7	29	1

RECEIVING	No.	Yds	Avg	Long	TD
K.Coutee	11	110	10.0	20	1
L.Miller	8	63	7.9	12	0
D.Hopkins	5	37	7.4	13	0
A.Blue	2	11	5.5	6	0
J.Akins	2	8	4.0	7	0
R.Griffin	1	6	6.0	6	0
D.Foreman	0	0	0.0	0	0
V.Smith	0	0	0.0	0	0
TEXANS	29	235	8.1	20	1
Opponents	19	222	11.7	38	2

INTERCEPTIONS	No.	Yds	Avg	Long	TD
B.Dunn	1	0	0.0	0	0
TEXANS	1	0	0.0	0	0
Opponents	1	10	10.0	10	0

PUNTING	No.	Yds	Avg	Net	TB	In	Lg	B
T.Daniel	5	234	46.8	42.8	0	2	60	0
TEXANS	5	234	46.8	42.8	0	2	60	0
Opponents	5	148	37.0	37.0	0	2	44	0

PUNT RETURNS	Ret	FC	Yds	Avg	Long	TD
D.Carter	0	2	0	0.0	0	0
TEXANS	0	2	0	0.0	0	0
Opponents	2	2	20	10.0	14	0

KICKOFF RETURNS	No.	Yds	Avg	Long	TD
D.Carter	1	26	26.0	26	0
TEXANS	1	26	26.0	26	0
Opponents	0	0	0.0	0	0

FIELD GOALS	1-19	20-29	30-39	40-49	50+
K.Fairbairn	0/0	0/0	0/0	0/0	0/0
TEXANS	0/0	0/0	0/0	0/0	0/0
Opponents	0/0	0/0	0/0	0/0	0/0

PASSING	Att	Comp	Yds	Cmp%	Yds/Att	TD	TD%	Int	Int%	Long	Sack/Lost	Rating
D.Watson	49	29	235	59.2%	4.8	1	2.0%	1	2.0%	20	3/18	69.7
TEXANS	49	29	235	59.2%	4.8	1	2.0%	1	2.0%	20	3/18	69.7
Opponents	32	19	222	59.4%	6.9	2	6.3%	1	3.1%	38	0/0	88.3

2018 POSTSEASON STATISTICS (0-1)

DEFENSIVE STATISTICS

PLAYER	Solo	Asst	Total	Sk	Sk Yds	TFL	QBH	Int	PD	FF	FR
Benardrick McKinney	5	4	9	0	0	0	0	0	0	0	0
Tyrann Mathieu	8	0	8	0	0	0	0	0	0	0	0
Zach Cunningham	5	2	7	0	0	0	1	0	1	0	0
Johnathan Joseph	4	2	6	0	0	0	0	0	0	0	0
D.J. Reader	3	3	6	0	0	0	0	0	0	0	0
Jadeveon Clowney	2	3	5	0	0	0	0	0	0	0	0
Kareem Jackson	3	1	4	0	0	0	0	0	0	0	0
Dylan Cole	2	2	4	0	0	0	0	0	0	0	0
Justin Reid	2	1	3	0	0	0	0	0	2	0	0
J.J. Watt	2	0	2	0	0	1	1	0	2	0	0
Andre Hal	1	1	2	0	0	0	0	0	0	0	0
Brandon Dunn	1	0	1	0	0	0	0	1	1	0	0
Duke Ejiofor	1	0	1	0	0	0	2	0	0	0	0
Whitney Mercilus	0	1	1	0	0	0	0	0	0	0	0
Shareece Wright	0	0	0	0	0	0	0	0	1	0	0
TEXANS	39	20	59	0.0	0.0	1	4	1	7	0	0
Opponents	36	26	62	3.0	18.0	3	8	1	4	0	0

MISCELLANEOUS TACKLES: R.Griffin 1

MISCELLANEOUS FUMBLE RECOVERIES: 0

SPECIAL TEAMS STATISTICS

PLAYER	Solo	Asst	Total	FF	Blocked			
					FR	FG	PAT	Punt
Z.Cunningham	1	0	1	0	0	0	0	0
P.Kalambayi	1	0	1	0	0	0	0	0
TEXANS	2	0	2	0	0	0	0	0
Opponents	0	2	2	0	0	0	0	0

DEFENSIVE LEADERS

INTERCEPTIONS

Player	Int	Yards	Long
B.Dunn	1	0	0
Totals	1	0	0

QUARTERBACK HITS

Player	QBH
D.Ejiofor	2
Z.Cunningham	1
J.Watt	1
Totals	4

PASSES DEFENSED

Player	PD
J.Reid	2
J.Watt	2
B.Dunn	1
Z.Cunningham	1
S.Wright	1
Totals	7

TACKLES FOR LOSS

Player	TFL
J.Watt	1
Totals	1



HOUSTON
TEXANS

TEXANS KICKOFF

2020 NFL SCHEDULE

Minnesota at Green Bay	12:00pm	Dallas at Minnesota	03:25pm	Baltimore at Cleveland	07:15pm
N.Y. Jets at Kansas City	12:00pm	Kansas City at Las Vegas*	07:20pm	WEEK 15	
New England at Buffalo	12:00pm	MONDAY, NOVEMBER 23		THURSDAY, DECEMBER 17	
Tennessee at Cincinnati	12:00pm	L.A. Rams at Tampa Bay	07:15pm	L.A. Chargers at Las Vegas	07:20pm
New Orleans at Chicago	03:25pm	WEEK 12		SUNDAY, DECEMBER 20	
San Francisco at Seattle	03:25pm	THURSDAY, NOVEMBER 26		Houston at Indianapolis	12:00pm
Jacksonville at L.A. Chargers	05:05pm	Houston at Detroit	11:30am	Carolina at Green Bay	12:00pm
Dallas at Philadelphia*	07:20pm	Washington at Dallas	03:30pm	Chicago at Minnesota	12:00pm
MONDAY, NOVEMBER 2		Baltimore at Pittsburgh	07:20pm	Cleveland at N.Y. Giants	12:00pm
Tampa Bay at N.Y. Giants	07:15pm	SUNDAY, NOVEMBER 29		Detroit at Tennessee	12:00pm
WEEK 9		Arizona at New England	12:00pm	Jacksonville at Baltimore	12:00pm
THURSDAY, NOVEMBER 5		Carolina at Minnesota	12:00pm	New England at Miami	12:00pm
(Byes: Cincinnati, Cleveland, Philadelphia, L.A. Rams)		Cleveland at Jacksonville	12:00pm	Seattle at Washington	12:00pm
Green Bay at San Francisco	07:20pm	L.A. Chargers at Buffalo	12:00pm	Tampa Bay at Atlanta	12:00pm
SUNDAY, NOVEMBER 8		Las Vegas at Atlanta	12:00pm	Philadelphia at Arizona	03:05pm
Houston at Jacksonville	12:00pm	Miami at N.Y. Jets	12:00pm	Kansas City at New Orleans	03:25pm
Baltimore at Indianapolis	12:00pm	N.Y. Giants at Cincinnati	12:00pm	San Francisco at Dallas*	07:20pm
Carolina at Kansas City	12:00pm	Tennessee at Indianapolis	12:00pm	MONDAY, DECEMBER 21	
Chicago at Tennessee	12:00pm	New Orleans at Denver	03:05pm	Buffalo at Denver	12:00am
Denver at Atlanta	12:00pm	Kansas City at Tampa Bay	03:25pm	N.Y. Jets at L.A. Rams	02:00am
Detroit at Minnesota	12:00pm	San Francisco at L.A. Rams	05:05pm	Pittsburgh at Cincinnati	07:15pm
N.Y. Giants at Washington	12:00pm	Chicago at Green Bay*	07:20pm	WEEK 16	
Seattle at Buffalo	12:00pm	MONDAY, NOVEMBER 30		FRIDAY, DECEMBER 25	
Miami at Arizona	03:25pm	Seattle at Philadelphia	07:15pm	Minnesota at New Orleans	03:30pm
Pittsburgh at Dallas	03:25pm	WEEK 13		SUNDAY, DECEMBER 27	
Las Vegas at L.A. Chargers	05:05pm	THURSDAY, DECEMBER 3		Cincinnati at Houston	12:00pm
New Orleans at Tampa Bay*	07:20pm	(Byes: Carolina, Tampa Bay)		Atlanta at Kansas City	12:00pm
MONDAY, NOVEMBER 9		Dallas at Baltimore	07:20pm	Carolina at Washington	12:00pm
New England at N.Y. Jets	07:15pm	SUNDAY, DECEMBER 6		Chicago at Jacksonville	12:00pm
WEEK 10		Indianapolis at Houston	12:00pm	Cleveland at N.Y. Jets	12:00pm
THURSDAY, NOVEMBER 12		Cincinnati at Miami	12:00pm	Indianapolis at Pittsburgh	12:00pm
(Byes: Kansas City, Atlanta, Dallas, L.A. Chargers)		Cleveland at Tennessee	12:00pm	N.Y. Giants at Baltimore	12:00pm
Indianapolis at Tennessee	07:20pm	Detroit at Chicago	12:00pm	Tampa Bay at Detroit	12:00pm
SUNDAY, NOVEMBER 15		Jacksonville at Minnesota	12:00pm	L.A. Rams at Seattle	03:05pm
Houston at Cleveland	12:00pm	Las Vegas at N.Y. Jets	12:00pm	Philadelphia at Dallas	03:25pm
Cincinnati at Pittsburgh	12:00pm	New Orleans at Atlanta	12:00pm	Tennessee at Green Bay*	07:20pm
Jacksonville at Green Bay	12:00pm	Washington at Pittsburgh	12:00pm	MONDAY, DECEMBER 28	
Philadelphia at N.Y. Giants	12:00pm	L.A. Rams at Arizona	03:05pm	Miami at Las Vegas	12:00am
Tampa Bay at Carolina	12:00pm	N.Y. Giants at Seattle	03:05pm	San Francisco at Arizona	12:00am
Washington at Detroit	12:00pm	Philadelphia at Green Bay	03:25pm	Denver at L.A. Chargers	02:00am
Buffalo at Arizona	03:05pm	New England at L.A. Chargers	05:25pm	Buffalo at New England	07:15pm
Denver at Las Vegas	03:05pm	Denver at Kansas City*	07:20pm	WEEK 17	
N.Y. Jets at Miami	03:05pm	MONDAY, DECEMBER 7		SUNDAY, JANUARY 3	
San Francisco at New Orleans	03:25pm	Buffalo at San Francisco	07:15pm	Tennessee at Houston	12:00pm
Seattle at L.A. Rams	05:25pm	WEEK 14		Atlanta at Tampa Bay	12:00pm
Baltimore at New England*	07:20pm	THURSDAY, DECEMBER 10		Baltimore at Cincinnati	12:00pm
MONDAY, NOVEMBER 16		New England at L.A. Rams	09:20pm	Dallas at N.Y. Giants	12:00pm
Minnesota at Chicago	07:15pm	SUNDAY, DECEMBER 13		Green Bay at Chicago	12:00pm
WEEK 11		Houston at Chicago	12:00pm	Jacksonville at Indianapolis	12:00pm
THURSDAY, NOVEMBER 19		Arizona at N.Y. Giants	12:00pm	L.A. Chargers at Kansas City	12:00pm
(Byes: Miami, Buffalo, Chicago, N.Y. Giants, N.Y. Jets, San Francisco)		Dallas at Cincinnati	12:00pm	Miami at Buffalo	12:00pm
Arizona at Seattle	07:20pm	Denver at Carolina	12:00pm	Minnesota at Detroit	12:00pm
SUNDAY, NOVEMBER 22		Green Bay at Detroit	12:00pm	N.Y. Jets at New England	12:00pm
New England at Houston	12:00pm	Kansas City at Miami	12:00pm	New Orleans at Carolina	12:00pm
Atlanta at New Orleans	12:00pm	Minnesota at Tampa Bay	12:00pm	Pittsburgh at Cleveland	12:00pm
Cincinnati at Washington	12:00pm	Tennessee at Jacksonville	12:00pm	Washington at Philadelphia	12:00pm
Detroit at Carolina	12:00pm	Indianapolis at Las Vegas	03:05pm	Las Vegas at Denver	03:25pm
Green Bay at Indianapolis	12:00pm	N.Y. Jets at Seattle	03:05pm	Seattle at San Francisco	03:25pm
Philadelphia at Cleveland	12:00pm	New Orleans at Philadelphia	03:25pm	Arizona at L.A. Rams	05:25pm
Pittsburgh at Jacksonville	12:00pm	Washington at San Francisco	03:25pm		
Tennessee at Baltimore	12:00pm	Atlanta at L.A. Chargers	05:25pm		
L.A. Chargers at Denver	03:05pm	Pittsburgh at Buffalo*	07:20pm		
		MONDAY, DECEMBER 14			

* Sunday night games in Weeks 5-16 subject to change



MARC VANDERMEER

**VICE PRESIDENT, BROADCASTING AND
VOICE OF THE HOUSTON TEXANS**

@TEXANSVOICE



Marc Vandermeer has been a team fixture since it began play in 2002, calling every snap the Houston Texans have ever taken as the team's play-by-play announcer. Vandermeer officially joined the Texans as the director of radio broadcasting in June 2012 and was promoted to senior director of broadcasting in June 2013 before being named vice president of broadcasting in 2016.

In his role, Vandermeer serves as the "Voice of the Texans" and oversees the programs and content on HoustonTexans.com, Texans Radio on the flagship station KILT SportsRadio 610 AM and Texans television programming on ABC-13/KTRK, KPRC and Fox Sports Southwest. He was also co-host of the morning drive show for SportsRadio 610 until May 2012. Since the Texans began play, Vandermeer is the only current team employee to attend every single game in franchise history.

Vandermeer came to the Texans following a successful three-year run as the play-by-play voice for the Miami Hurricanes on 560 WQAM. He called the action for the Hurricanes' football and baseball national championship teams in 2001, hosted the athletic program's weekly show, Hurricane Hotline, and filled in on the WQAM Morning Show.

From 1995-99, Vandermeer was the play-by-play voice for the UMass Minutemen and served as the UMass Radio Network Director for WHMP AM/FM. He was promoted to station manager his final year with WHMP.

Vandermeer has called NCAA Basketball Tournament games for Westwood One Radio and was the play-by-play voice for Central Michigan University from 1992-95. He also serves on the Junior Achievement Board of Directors.

The Boston University alumnus and his wife, Corinne, have two sons, Luke and Liam.



JOHN HARRIS

**TEXANS ANALYST, INTEGRATED MEDIA
MANAGER**

@JHARRISFOOTBALL



John Harris joined the organization as a football analyst and sideline reporter in April 2014 and was hired full-time in April 2015. In addition to his sideline duties on game day, he writes articles for HoustonTexans.com and contributes to Texans Radio and Texans TV on a regular basis.

Harris has spent his time around the game as a coach's son, player, coach, writer, radio host, television guest and all-around football historian. He provides a perspective not many can - a thorough understanding of X's and O's with the ability to communicate that love and understanding to readers and listeners.

After graduating as valedictorian and three-sport star at Lamar Consolidated High School in Rosenberg, Texas, Harris played four years at Brown University, earning the 1993 Eugene C. Swift Award for determination, hard work and courage. He earned two varsity letters in his time at Brown and earned a bachelor of science degree in civil engineering. Harris also added a master's degree in accounting from the University of Virginia in 2002.

In 1994, Harris started his coaching career at the Episcopal School of Jacksonville (Fla.). In 1998, at the age of 26, Harris took over as the head coach of the school's varsity program. In three years, he led them to the FHSAA playoffs for the first time in the 35-year history of the school. As such, he was voted District 6 Coach of the Year in 2000 after the team finished with the school's best record in 11 years.

While coaching, Harris also started his radio career as a college football expert on SportsRadio 610 in Houston. He provided analysis for the morning show for three years and eventually did so on the "John and Lance Morning Show" starting in 2002. He was a fixture on Thursday mornings for the next five years, discussing college football and the NFL Draft.

In 2007, Harris returned to Houston to start his full-time radio career, co-hosting the Sean and John show on 1560 The Game. He then transitioned to national radio, hosting the Overnight Takeover for the next three years. As a writer, his work has been featured on the front pages of YahooSports.com, FoxSports.com, collegefootballnews.com and the Washington Post. In addition to his Texans duties, he provides football analysis for TexAgs.com and TexAgs radio and does color commentary for television broadcasts of select Southland Conference games.

He is married to Paige and the couple live in Houston with their children, Jack and Maye.



DEEPI SIDHU

TEXANS INSIDER AND SENIOR CONTENT PRODUCER

@DEEPSLANT



As the senior content producer, Deepi Sidhu is the lead writer for HoustonTexans.com and hosts shows on Texans TV and Radio.

Sidhu co-hosts 'Texans Buzz', which airs on Saturday nights in the fall on ABC-13/KTRK following the late local news. The host of the weekly player interview and podcast, The Deep Slant, Sidhu has produced popular player segments such as Kid Reporter, KJack TV and BScar TV for Texans TV. With a background in radio, Sidhu also assists on the programming and production side of Texans Radio for all offseason and in-season shows, which air daily on SportsRadio 610.

Prior to joining the Texans organization, Sidhu worked for the flagship station, SportsRadio 610. She wrote for CBS Houston and SportsRadio 610 websites, covering local professional and college sports. From the age of 15, Sidhu has been involved in radio broadcasting. She had a weekly radio show on KPFT Houston, GenerAsian Radio, which she co-hosted and produced for 11 years. Sidhu also has been a freelance writer for multiple outlets including CNN.com and CNN's Headline News site, HLN.com.

Sidhu graduated from Purdue University with a bachelor's in electrical engineering and then attained her Master of Business Administration from the University of Houston in 2002.

Sidhu has resided in Houston for over 20 years. She and her husband, Sham, have three sons and a puppy named Moose.



DREW DOUGHERTY

TEXANS TV HOST AND SENIOR INTEGRATED MEDIA MANAGER

@DOUGHERTYDREW



Drew Dougherty is the host of Texans TV and the team's senior integrated media manager. Dougherty is the on-air talent for video on the team's website and can be heard and seen on all team-related shows. The 2020 season will be his 12th with the team.

On Saturdays in the fall, Dougherty hosts 'Texans Extra Points', which can be seen locally on ABC-13/KTRK at 10:30 p.m. In the offseason at 11 p.m. on the same channel, he is the host of 'Texans 360'. Additionally, he has been the sideline reporter for the preseason TV broadcasts since 2014.

On a weekly basis, Dougherty answers fan questions in his offbeat web segment, which is called 'Dear Drew'. He also interviews players and coaches on Texans TV for the team's website. During gamedays at NRG Stadium, he is on the videoboard hosting the pre, half and postgame shows, as well as all in-game score updates and community features.

In addition to his duties in front of the camera, you can hear Drew on the radio, as he frequently contributes to 'Texans All Access', weeknights at 6 p.m. on SportsRadio 610. Plus, he and John Harris are the voices of a weekly podcast called 'In the Lab'. Dougherty also hosts a weekly segment in Spanish called 'Puntos Extra' with 'La voz de los Texans' Enrique Vasquez.

Since 2015, he's been on the Board of Directors for the Houston Gulf Coast Chapter of JDRF and he frequently emcees events and galas for various local charities. From 2005 to 2009, Dougherty was the sports director at FOX34 and Telemundo46 in Lubbock. He was one of just a handful of journalists nationwide who broadcasted in both English and Spanish on a daily basis. He also hosted a few weekly coaches shows for the Texas Tech football, baseball and women's basketball teams, including Red Raider Sports with Mike Leach. Dougherty handled the TV play-by-play duties when the Lady Raiders and the baseball team were on the air and he also was the play-by-play voice for the spring football games as well as the ASCO West Texas High School Football All-Star games each June.

Dougherty's start in television began at Texas Cable News in Dallas. During his four years at TXCN, he produced Ford Sports Talk and Cadillac's Texas Legends in Sports. The latter show featured in-depth profiles of Bum Phillips, Darrell Royal, Ty Murray, Mary Lou Retton, Nolan Ryan and Don Meredith, to name a few. He also filled in as an anchor for the nightly, half-hour long Chevy SportsDay as well as the weekend sportscasts.

He triple-majored in Spanish, Latin American studies and print journalism at SMU and also wrote for The Daily Campus and the Park Cities People during his time in college.

Dougherty grew up in Houston rooting for the Oilers, Astros and Rockets and graduated from Strake Jesuit College Preparatory. Drew and his wife, Vita, are the proud parents of Marie, Robert, Oliver and Annie.

TEXANS TV



Kevin Kugler
Play-By-Play



Spencer Tillman
Analyst/Host



Drew Dougherty
Sideline Reporter

ABC-13/KTRK-TV is the official television home of the Houston Texans and the flagship station of the Houston Texans Television Network. Beginning his seventh season as preseason TV play-by-play announcer for the Texans is Kevin Kugler, the national voice of Westwood One's NFL Sunday Night Football broadcasts. Kugler also does TV work for the Big Ten Network.

Former San Francisco 49er and Houston Oiler Spencer Tillman is back as color commentator. Tillman is a TV analyst for FOX Sports' coverage of college football. On the sideline, Drew Dougherty of Texans TV and HoustonTexans.com, is in his seventh season with the preseason broadcast crew.

Two in-house produced programs air weekly during the season and one during the offseason on KTRK. 'Texans Extra Points' is a weekly preview of the upcoming game with guest analysts. The show is hosted by Dougherty and airs Saturdays at 10:30 p.m.

'Texans Buzz' airs Saturdays at 11 p.m. and features, among many player guests, Dougherty and Deepi Sidhu of HoustonTexans.com.

ABC-13's Eyewitness News Sports Director Greg Bailey will continue to host 'Houston Texans: Inside the Game' Sundays at 10:35 p.m. with Tillman. The show features interviews with Texans players, one-on-one interviews with Texans Head Coach and General Manager Bill O'Brien and a recap of each Texans game.

'Texans Game Day' airs each Sunday morning at 8:30 a.m. on KPRC Local 2 with Sports Director Randy McIlvoy and a conversation with Head Coach and General Manager Bill O'Brien. All Texans TV shows are rebroadcast each week on FOX Sports Southwest.

TEXANS RADIO & PRESEASON TV AFFILIATES

City	RADIO Channel	Station
Abilene, TX	92.5 FM	KMWX
Alpine, TX	1240 AM	KVLF
Amarillo, TX	940 AM	KIXZ
Austin, TX	1300 AM	KVET
Beaumont, TX	1450/1510 AM	KIKR/KBED
Big Spring, TX	1400 AM	KBYG
Brenham, TX	1280 AM	KWHI
Bryan, TX	1150 AM	KZNE
Carthage, TX	1590 AM	KGAS
Corpus Christi, TX	1230 AM	KSIX
Crockett, TX	93.5 FM	KBPC
El Campo, TX	1390 AM	KULP
Fredericksburg/Kerrville, TX	107.9 FM	KFAN
Henderson, TX	1470 AM	KWRD
Houston, TX	610 AM/100.3 FM	KILT-AM/FM
Liberty, TX	99.9 FM	KSHN
Livingston, TX	92.3 FM	KETX
Lubbock, TX	98.1 FM	KKCL
Lufkin, TX	1260 AM	KSML
Marshall, TX	1450 AM/103.9 FM	KMHT
Midland, TX/Odessa, TX	99.9 FM/1510 AM	KBAT/KMND
McAllen, TX	710 AM	KBUC
Nacogdoches, TX	1260 AM	KSML
Orange, TX	1600 AM	KOGT
Plainview, TX	103.9 FM	KRIA
San Angelo, TX	1260 AM	KKSA
San Antonio, TX	760 AM	KTKR
Shreveport, LA	1130 AM	KWKH
Tyler, TX	1410 AM	KLWQ
Victoria, TX	106.9 FM	KLUB
Waco, TX	101.3 FM	KLRK

City	TELEVISION Channel	Station
Houston, TX	13	KTRK (ABC)
Abilene, TX	15	KXVA (FOX)
Austin, TX	24	KVUE (ABC)
Beaumont, TX	6	KFDM (CBS)
Bryan/College Station, TX	23	KAGS (NBC)
Corpus Christi, TX	10	KZTV (CBS)
El Paso, TX	4	KDBC (CBS)
Harlingen, TX	4	KGBT (CBS)
Laredo, TX	8	KGNS (NBC)
Midland/Odessa, TX	24	KPEJ (FOX)
San Angelo, TX	6	KIDY (FOX)
San Antonio, TX	4	WOAI (NBC)
Tyler, TX	56	KETK (NBC)
Victoria, TX	33	KQZY (Ind.)
Waco, TX	6	KCEN (NBC)



TEXANS RADIO



Marc Vandermeer
Play-By-Play



Andre Ware
Analyst



John Harris
Sideline Reporter

SportsRadio 610 and 100.3 KILT-FM (Entercom Communications) have been the flagship stations of Texans game broadcasts since 2002. Beginning in 2012, the Texans contribute year-round ancillary programming on SportsRadio 610 and help produce nine hours of gameday coverage during the season.

The Texans Radio Network broadcast team of Marc Vandermeer and Andre Ware will continue to provide play-by-play and game analysis as they have done since 2002. John Harris begins his seventh season handling sideline reporting duties, contributing to various Texans Radio and TV shows and writing for HoustonTexans.com. Harris also contributes to *The Washington Post* and has previously hosted national shows for Yahoo! Sports Radio.

Texans fans are guaranteed 14 hours of dedicated Texans programming every week during football season, including in excess of five hours on Mondays as part of 'Texans Monday', a two-hour 'Texans All Access' show every weeknight from 6-8 p.m. on SportsRadio 610 and streaming online at TexansRadio.com and via the Texans app for a variety of mobile devices.

Texans Radio on SportsRadio 610 is the best place to find team information on the airwaves. Exclusive shows with Head Coach and General Manager Bill O'Brien (Mondays at 5 p.m.) and a player (Tuesdays at 6 p.m.) have drawn record ratings. Texans Radio also broadcasts a 60-minute condensed version of every game on Tuesdays from 8-9 p.m. on SportsRadio 610 called 'Texans Replay.' Additionally, 'Texans All Access' airs from 6-7 p.m. on weekdays throughout the offseason.

Texans Radio also exclusively airs Houston Texans NFL Draft coverage, with 16 hours of live on-site coverage from NRG Stadium throughout the draft, and of Houston Texans Training Camp, with daily broadcasts from the Houston Methodist Training Center throughout training camp.

TEXANS SPANISH-LANGUAGE RADIO



Mega 101 FM kicks off its fourth season as the flagship Spanish-language radio broadcaster of the Houston Texans and is the home of 'The Texans Show' on Tuesdays at 6 p.m. during the season.

Enrique Vasquez is in his 19th season on the Texans Spanish radio broadcast and will serve as the play-by-play for the seventh straight season. Vasquez had served on the broadcast as color commentator since the team's inaugural season in 2002.

Vasquez began his career in sports radio and television in 1992 as a color analyst on the Houston Oilers Spanish Radio broadcast where he remained through the 1995 season. He has handled play-by-play duties for Fox Sports America on the network's international coverage of the NFL game of the week as well as Super Bowl XXXI and XXXII.

From 1998-2001, Vasquez served as play-by-play announcer on the Dallas Cowboys Spanish radio broadcast on select preseason game broadcasts as well as color commentator during the 2000 and 2001 seasons. He is also a regular contributor on HoustonTexans.com in both English and Spanish.

Gustavo Rangel begins his seventh season as color analyst for the Texans Radio Spanish broadcasts. Rangel is the chief editor at La Prensa de Houston and was previously a television reporter for Multimedios. He started as a sideline reporter with the Texans in the team's first two seasons in Houston and has covered every season of Texans football since then.



Enrique Vasquez
Play-By-Play



Gustavo Rangel
Color Analyst

TEXANS SHOWS



TEXANS EXTRA POINTS

Host Drew Dougherty discusses the weekly state of affairs and previews the upcoming game with Texans experts. The show also provides the 'Keys to a Texans' win. Head Coach and General Manager Bill O'Brien and Texans Analyst John Harris break down the X's and O's of a specific play in 'The Telestrator'.



TEXANS 360

In the offseason, this news magazine show runs the gamut from X's and O's to telling the stories of players and moments in Texans history through 'The 53'. Host Drew Dougherty takes you inside the locker room, under the helmet and everywhere in between to keep you up-to-date on your favorite football team.

TEXANS BUZZ

Texans Buzz is a look at the lighter side of Texans players. Hosted by Deepei Sidhu and Drew Dougherty, the weekly television program features a unique side of Texans football in the locker room and out in the community.



NRG STADIUM



The Texans have sold out 185 consecutive games at NRG Stadium. The indoor HD video boards were installed in 2013 at NRG Stadium. In addition to hosting Super Bowl LI in 2017, the stadium has played host to the Texas Bowl since 2006, the 2007 East-West Shrine Game, the 2011 and 2016 NCAA Men's Final Four, Super Bowl XXXVIII, Wrestlemania XXV, the 2016 Copa America Centenario Tournament and Rodeo Houston among other large-scale events.

The City of Houston has always been on the cutting edge of stadium development. Houston first introduced the Astrodome, which opened in 1965, as the world's first domed stadium. The trend continued in 2002 with the debut of NRG Stadium.

The first NFL stadium with a retractable roof, NRG Stadium (formerly known as Reliant Stadium) opened for business on Aug. 24, 2002, as the Texans hosted the Miami Dolphins in a preseason game. Houston's regular-season debut against the Dallas Cowboys on Sept. 8 was nationally televised on ESPN. The Texans stunned the Cowboys 19-10 before a raucous crowd, unveiling a gameday atmosphere that would become a staple throughout the Texans' inaugural campaign.

In 2013, the indoor high-definition video boards were installed at the north and south ends of the stadium. The Mitsubishi Electric Diamond Vision System boards are 14,549 square feet apiece and have a display resolution of 1,000 x 5,280 pixels in HD 1080i format.

Counting preseason and playoff games, the Texans have played to 185 consecutive sellouts. They set a team record in 2016 with 574,947 fans during the regular season, an average of 71,868 per game. The Texans' largest crowd through 17 seasons was 72,025 versus the New England Patriots on Dec. 1, 2019, the largest football crowd in the city's history.

The Super Bowl took place at NRG Stadium for a second time in February 2017. The New England Patriots defeated the Atlanta Falcons, 34-28, in the biggest comeback in Super Bowl history after the Patriots trailed 28-3. Super Bowl LI also was the first NFL championship game to be decided in overtime in league history and Lady Gaga headlined the halftime show in front of a crowd of 70,807. The City of Houston was awarded Super Bowl LI following a vote by NFL owners in May 2013 after a strong push from Texans late Founder, Chairman and Chief Executive Officer Robert C. McNair and President Jamey Rootes.

Super Bowl XXXVIII was played in Houston for the first time in 30 years in 2004, when NRG Stadium hosted a memorable game between the Patriots and Carolina Panthers. The Patriots won 32-29 on Adam Vinatieri's 41-yard field goal with four seconds remaining before a crowd of 71,525. The event also featured elaborate pregame and halftime shows featuring the likes of Aerosmith, Beyoncé, Kid Rock, P. Diddy, Nelly, Toby Keith and Willie Nelson.

NRG Stadium has hosted numerous college football games, including the Texas Bowl since 2006, three Houston Bowls, the 2002 and 2005 Big 12 Championship Games, the 2007 East-West Shrine Game, the Bayou Bucket (Rice vs. Houston) and the annual Texas Kickoff since 2013. NRG Stadium housed the NCAA Men's Basketball Tournament Sweet 16 in 2008 and 2010 and hosted the Final Four in 2011 and 2016.

NRG Stadium also has become one of the nation's leading soccer venues. The U.S. Men's National Soccer Team hosted Mexico in May 2003 in the two teams' first match since their 2002 World Cup meeting. In 2005, NRG Stadium hosted the championship matches of the Mexican League's InterLiga qualification competition. The stadium hosted another U.S. vs. Mexico match (2008), a Mexico vs. Belize World Cup qualifier (2008) and hosted matches in the CONCACAF Gold Cup (2005, 2007 and 2009), Gold Cup semifinals (2011), as well as the quarterfinal doubleheader (2019). In July 2015, NRG Stadium hosted Mexico vs. Honduras as part of the 2015 Mexican National Team U.S. Tour. It also hosted three matches in the 2016 Copa America Centenario Tournament. NRG Stadium has also hosted the International Champions Cup twice; Manchester Derby between Manchester United and Manchester City in July 2017 and FC Bayern versus Real Madrid in July 2019.

The Houston Livestock Show and Rodeo continued to play to a packed house in 2020, before being cancelled due to COVID-19. The Rodeo has boasted acts such as Kasey Musgraves, Brooks & Dunn, Cardi B, Tim McGraw, Zac Brown Band, Cody

Johnson and George Strait. NRG Stadium has also played host to concerts by Beyoncé, U2, The Rolling Stones, Metallica, One Direction, Ariana Grande, George Strait and Kenny Chesney, as well as premier events including WrestleMania XXV, Disney on Ice, the Ringling Bros. and Barnum & Bailey Circus.

Ground broke on NRG Stadium on March 9, 2000. The stadium, covering 1.9 million square feet, features 44,000 seats on the sideline. There are 8,400 club seats and 195 suites, along with 10 party suites on the 300 level.

With the innovation of the retractable roof, Houston returned to outdoor NFL action in 2002 for the first time since Super Bowl VIII at Rice Stadium in 1974. The roof is made of translucent, Teflon-coated fiberglass fabric and takes 10 minutes to open and close. When it opens, the roof splits at the 50-yard line and docks in the end zones.

NRG Stadium features an open view of the playing field from the main concourse and on the club level. The main concourse is 40 feet wide. Each concession stand has multiple televisions that enable Texans fans to stay on top of the action.

The Texans' front office is located on the south end of the stadium, enabling the club's day-to-day operations to be under one roof. Players report to the stadium to take part in film sessions, practice, treatment and training.

Texans Head Coach and General Manager Bill O'Brien conducts his postgame press conferences in the team's media auditorium on the ground level. The stadium's press box is located on the eighth level of the stadium's west side, flanking Kirby Drive.

Across the street, the Houston Methodist Training Center features three outdoor grass practice fields. One field is lit for night sessions. The Houston Methodist Training Center also features an indoor practice field outfitted with FieldTurf. The air-supported structure offers the team a seamless transition from outdoor to indoor practice in case of inclement weather.

VIDEO BOARD QUICK FACTS

- When they were installed in 2013, they were the largest in-stadium HD video displays in the world and the widest display in professional sports.
- Image area is 52.49' (H) x 277.17' (W), totaling 14,549 square feet of display surface compared to 2,592 square feet of display surface on the old, standard definition boards that were used from 2002-12. That is a 561 percent increase in area.
- Display resolution of 1,000 x 5,280 pixels in HD 1080i format with 4.4 trillion colors and 960 Hz refresh rate for jitter-free HD images.
- Manufactured by Mitsubishi Electric's Diamond Vision Systems Division (Cowboy Stadium; Yankee Stadium; Lambeau Field; Fenway Park; Century Link Field).
- Wider than the wingspan of a 747 plane and equal to roughly 3,050 40" LCD displays.

VIDEO BOARD FEATURES

- Texans fans experienced high definition video images in 2013 for the first time in NRG Stadium thanks to the video displays. The old video boards displayed standard definition images.
- Replays are further enhanced thanks to an additional slow-motion instant replay machine from EVS that captures four additional camera angles and the capability of network television replay footage to be shown.
- The 277-foot wide displays are the second-largest in the NFL or MLB. The portion of the displays that show game action are larger than all but four video boards in the NFL at 115 feet wide and 52.5 feet tall.
- A digital clock and down & distance have replaced the matrix displays that served the same purpose.



2020 SEASON SCHEDULE

WK 1 * AT



THURSDAY
SEPT 10
7:20 PM
NBC

WK 2 * VS



SUNDAY
SEPT 20
3:25 PM
CBS

WK 3 * AT



SUNDAY
SEPT 27
12:00 PM
CBS

WK 4 * VS



SUNDAY
OCT 4
12:00 PM
FOX

WK 5 * VS



SUNDAY
OCT 11
12:00 PM
CBS

WK 6 * AT



SUNDAY
OCT 18
12:00 PM
CBS

WK 7 * VS



SUNDAY
OCT 25
12:00 PM
FOX

WK 8

BYE
WEEK

WK 9 * AT



SUNDAY
NOV 8
12:00 PM
CBS

WK 10 * AT



SUNDAY
NOV 15
12:00 PM
FOX

WK 11 * VS



SUNDAY
NOV 22
12:00 PM
CBS

WK 12 * AT



THURSDAY
NOV 26
11:30 AM
CBS

WK 13 * VS



SUNDAY
DEC 6
12:00 PM
CBS

WK 14 * AT



SUNDAY
DEC 13
12:00 PM
CBS

WK 15 * AT



TBD
DEC 19/20
KICKOFF TBD
TBD

WK 16 * VS



SUNDAY
DEC 27
12:00 PM
CBS

WK 17 * VS



SUNDAY
JAN 3
12:00 PM
CBS

HOME GAMES ARE IN **BLUE**

ALL GAMES ARE LISTED IN CT AND CAN BE
HEARD ON TEXANS RADIO ON SPORTSRADIO
610, 100.3 THE BULL AND IN SPANISH ON
MEGA 101 FM



HOUSTON
TEXANS

PLAYER BIOS



TYRELL ADAMS

INSIDE LINEBACKER

6-2 | 230 | WEST GEORGIA

HOMETOWN: ATLANTA, GA. | AGE: 28

5TH NFL SEASON | 3RD WITH TEXANS | ACQUIRED: FA-'18

2019 GP/GS (POST): 5/2 (2/0) | CAREER GP/GS (POST): 21/2 (4/0)

TEAMS: KC '15-16; SEA '15; OAK '16-17; BUF '17; HOU '18-20



50

TRANSACTIONS: Signed by the Seattle Seahawks as a college free agent on May 12, 2015...Waived by the Seahawks on Sept. 5, 2015...Signed to the Kansas City Chiefs practice squad on Sept. 14, 2015...Released from the Chiefs practice squad on Oct. 13, 2015...Signed to the Seahawks practice squad on Oct. 15, 2015...Released from the Seahawks practice squad on Oct. 29, 2015...Signed to the Chiefs practice squad on Nov. 3, 2015...Signed by the Chiefs on Jan. 18, 2016...Waived by the Chiefs on Sept. 3, 2016...Signed to the Chiefs practice squad on Sept. 5, 2016...Released from the Chiefs practice squad on Sept. 6, 2016...Signed to the Oakland Raiders practice squad on Oct. 5, 2016...Signed to the Raiders active roster on Nov. 26, 2016...Waived by the Raiders on Oct. 16, 2017...Claimed off waivers by the Buffalo Bills on Oct. 18, 2017...Released by the Bills on Oct. 19, 2017...Signed by the Indianapolis Colts on Feb. 23, 2018...Released by the Colts on Sept. 1, 2018...Signed to the Houston Texans practice squad on Oct. 2, 2018...Signed to the Texans active roster on Oct. 6, 2018...Waived by the Texans on Oct. 24, 2018...Signed to the San Francisco 49ers practice squad on Nov. 27, 2018...Signed to the Texans active roster on Dec. 26, 2018...Waived by the Texans on Aug. 31, 2019...Signed to the Texans practice squad on Sept. 2, 2019...Signed to the Texans active roster on Sept. 25, 2019.

2019 (Houston 5/2, 2/0):

- ✦ Promoted to the active roster prior to Week 4 and played in five regular season games (two starts) and both postseason contests
- ✦ Finished the season with 13 total tackles (seven solo) and one forced fumble
- ✦ Saw his first action of the season on special teams vs. New England (12/1)
- ✦ Made his first career start and notched five total tackles (four solo) and his first career forced fumble at Tampa Bay (12/21)
- ✦ Made his second consecutive start vs. Tennessee (12/29) and led the team with a single-game career-high eight total tackles (three solo)
- ✦ Saw action on special teams in the Wild Card Round win over Buffalo (1/4/20) and in the Divisional Round at Kansas City (1/12/20)

2018 (Houston 4/0, 1/0):

- ✦ Recorded three special teams tackles and one blocked punt in four games in 2018
- ✦ Contributed on special teams in his Texans debut vs. Dallas (10/7)
- ✦ Notched a career-high two special teams total tackles and his first career punt block when he blocked Bills P Corey Bojorquez's punt in the second quarter vs. Buffalo (10/14)
- ✦ Waived by the Texans after Week 7 and spent Weeks 13-16 on the 49ers practice squad
- ✦ Signed by the Texans prior to Week 17 and recorded one special teams tackle vs. Jacksonville (12/30)
- ✦ Tallied one special teams tackle in his postseason debut in the Wild Card Round vs. Indianapolis (1/5)

2017 (Oakland 6/0):

- ✦ Recorded 15 total tackles (eight solo) and three total special teams tackles in six games
- ✦ Notched a career-high seven total tackles (four solo) at Tennessee (9/10)
- ✦ Registered two solo stops and one special teams tackle vs. the N.Y. Jets in Week 2
- ✦ Tallied six total tackles (two solo) vs. Baltimore in Week 5 (10/8)

2016 (Oakland 6/0, 1/0):

- ✦ Contributed on special teams in six regular season games for the Raiders, along with the Wild Card Round against the Texans (1/1/17)
- ✦ Made his NFL debut in Week 12 vs. Carolina (11/27)

COLLEGE:

- ✦ Played four seasons (2011-14) at the University of West Georgia in Carrollton, Ga.
- ✦ Tallied 220 total tackles, 3.0 sacks and four interceptions in 44 career games at West Georgia
- ✦ Earned All-Gulf South Conference First Team honors as a junior in 2013 and the USA College Football All-America First Team in 2014

PERSONAL:

- ✦ Attended Mays High School in Atlanta
- ✦ Led Mays High to an 8-3 record as a senior
- ✦ Majored in accounting at West Georgia

VETERAN BIOS

TYRELL ADAMS' NFL REGULAR SEASON DEFENSIVE STATISTICS

DATE	TEAM	GP	GS	TACKLES								INTERCEPTIONS						FUMBLES			ST						MISC	
				TK	S	A	TFL	YDS	SK	YDS	QBH	NO	YDS	LG	TD	PD	FF	FR	YDS	TK	S	A	FF	FR	S	A		
2015	Chiefs	0	0	0	0	0	0	0	0.0	0.0	0	0	0	0	0	0	0	0	0	0	0	0	0	0	0	0	0	0
2015	Seahawks	0	0	0	0	0	0	0	0.0	0.0	0	0	0	0	0	0	0	0	0	0	0	0	0	0	0	0	0	0
2015	TOTAL	0	0	0	0	0	0	0	0.0	0.0	0	0	0	0	0	0	0	0	0	0	0	0	0	0	0	0	0	0
2016	Chiefs	0	0	0	0	0	0	0	0.0	0.0	0	0	0	0	0	0	0	0	0	0	0	0	0	0	0	0	0	0
2016	Raiders	6	0	0	0	0	0	0	0.0	0.0	0	0	0	0	0	0	0	0	0	0	0	0	0	0	0	0	0	0
2016	TOTAL	6	0	0	0	0	0	0	0.0	0.0	0	0	0	0	0	0	0	0	0	0	0	0	0	0	0	0	0	0
2017	Raiders	6	0	15	8	7	0	0	0.0	0.0	0	0	0	0	0	0	0	0	0	0	3	3	0	0	0	0	0	0
2017	Bills	0	0	0	0	0	0	0	0.0	0.0	0	0	0	0	0	0	0	0	0	0	0	0	0	0	0	0	0	0
2017	TOTAL	6	0	15	8	7	0	0	0.0	0.0	0	0	0	0	0	0	0	0	0	0	3	3	0	0	0	0	0	0
2018	Texans	4	0	0	0	0	0	0	0.0	0.0	0	0	0	0	0	0	0	0	0	3	1	2	0	0	0	0	0	0
2019	Texans	5	2	13	7	6	0	0	0.0	0.0	0	0	0	0	0	0	1	0	0	0	0	0	0	0	0	0	0	0
NFL TOTALS		21	2	28	15	13	0	0	0.0	0.0	0	0	0	0	0	0	1	0	0	6	4	2	0	0	0	0	0	0

TYRELL ADAMS' NFL POSTSEASON DEFENSIVE STATISTICS

DATE	TEAM	GP	GS	TACKLES								INTERCEPTIONS						FUMBLES			ST						MISC	
				TK	S	A	TFL	YDS	SK	YDS	QBH	NO	YDS	LG	TD	PD	FF	FR	YDS	TK	S	A	FF	FR	S	A		
2016	Raiders	1	0	0	0	0	0	0	0.0	0.0	0	0	0	0	0	0	0	0	0	0	0	0	0	0	0	0	0	0
2018	Texans	1	0	0	0	0	0	0	0.0	0.0	0	0	0	0	0	0	0	0	0	0	0	0	0	0	0	0	0	0
2019	Texans	2	0	0	0	0	0	0	0.0	0.0	0	0	0	0	0	0	0	0	0	0	0	0	0	0	0	0	0	0
NFL TOTALS		4	0	0	0	0	0	0	0.0	0.0	0	0	0	0	0	0	0	0	0	0	0	0	0	0	0	0	0	0

SINGLE-GAME HIGHS: DEFENSIVE

Total Tackles 8 vs. Tennessee Titans, Dec 29, 2019 **Special Teams Tackles** 2 vs. Buffalo Bills, Oct 14, 2018
Forced Fumbles 1 at Tampa Bay Buccaneers, Dec 21, 2019

2019 GAME-BY-GAME REGULAR SEASON STATISTICS (TEXANS)

W	DATE	OPPONENT	P/S	TACKLES								INTERCEPTIONS					FUMBLES			ST					MISC		W/L	SCORE
				TK	S	A	SK	YDS	TFL	YDS	QBH	NO	YDS	LG	TD	PD	FF	FR	YDS	TK	S	A	FF	FR	S	A		
01	09/09	at Saints		PRACTICE SQUAD																						L	28-30	
02	09/15	Jaguars		PRACTICE SQUAD																						W	13-12	
03	09/22	at Chargers		PRACTICE SQUAD																						W	27-20	
04	09/29	Panthers		INACTIVE																						L	10-16	
05	10/06	Falcons		INACTIVE																						W	53-32	
06	10/13	at Chiefs		INACTIVE																						W	31-24	
07	10/20	at Colts		INACTIVE																						L	23-30	
08	10/27	Raiders		INACTIVE																						W	27-24	
09	11/03	at Jaguars		INACTIVE																						W	26-3	
11	11/17	at Ravens		INACTIVE																						L	7-41	
12	11/21	Colts		INACTIVE																						W	20-17	
13	12/01	Patriots	P	0	0	0	0.0	0.0	0	0	0	0	0	0	0	0	0	0	0	0	0	0	0	0	W	28-22		
14	12/08	Broncos	P	0	0	0	0.0	0.0	0	0	0	0	0	0	0	0	0	0	0	0	0	0	0	0	L	24-38		
15	12/15	at Titans	P	0	0	0	0.0	0.0	0	0	0	0	0	0	0	0	0	0	0	0	0	0	0	0	W	24-21		
16	12/21	at Buccaneers	S	5	4	1	0.0	0.0	0	0	0	0	0	0	0	1	0	0	0	0	0	0	0	0	W	23-20		
17	12/29	Titans	S	8	3	5	0.0	0.0	0	0	0	0	0	0	0	0	0	0	0	0	0	0	0	0	L	14-35		
2019 TOTALS			5-2	13	7	6	0.0	0.0	0	0	0	0	0	0	0	1	0	0	0	0	0	0	0	0	10-6			

VETERAN BIOS

2019 GAME-BY-GAME POSTSEASON STATISTICS (TEXANS)

			TACKLES							INTERCEPTIONS					FUMBLES			ST				MISC						
W	DATE	OPPONENT	P/S	TK	S	A	SK	YDS	TFL	YDS	QBH	NO	YDS	LG	TD	PD	FF	FR	YDS	TK	S	A	FF	FR	S	A	W/L	SCORE
01	01/04	Bills	P	0	0	0	0.0	0.0	0	0	0	0	0	0	0	0	0	0	0	0	0	0	0	0	0	0	W	22-19+
02	01/12	at Chiefs	P	0	0	0	0.0	0.0	0	0	0	0	0	0	0	0	0	0	0	0	0	0	0	0	0	0	L	31-51
2019 TOTALS			2-0	0	0	0	0.0	0.0	0	0	0	0	0	0	0	0	0	0	0	0	0	0	0	0	0	0	1-1	

+ - Overtime



JORDAN AKINS

TIGHT END

6-4 | 243 | CENTRAL FLORIDA

HOMETOWN: LOCUST GROVE, GA. | AGE: 28

3RD NFL SEASON | 3RD WITH TEXANS | ACQUIRED: D3C-'18

2019 GP/GS: 16/9 | CAREER GP/GS (POST): 32/15 (1/0)

TEAMS: HOU '18-20



88

TRANSACTIONS: Selected by the Houston Texans with the 34th pick of the third round (98th overall) in the 2018 NFL Draft.

2019 (Houston 16/9, 0/0):

- ✦ Played in all 16 games (nine starts) and established new single-season career highs in receptions (36), receiving yards (418) and touchdowns (two)
- ✦ Set single-game career highs in receptions (three), receiving yards (73) and touchdowns (two) at the L.A. Chargers (9/22). He caught the first two receiving touchdowns of his NFL career: 15-yard reception in the third quarter a 53-yard touchdown catch in the fourth quarter that marked the longest reception of his NFL career and the third-longest reception by a tight end in franchise history
- ✦ Logged three receptions for 39 yards (13.0 avg.) in the win at Kansas City (10/13)
- ✦ Pulled in three catches for 24 yards (8.0 avg.) in the win over Jacksonville at Wembley Stadium (11/3)
- ✦ Posted four catches for 49 yards (12.3 avg.) vs. Denver (12/8)
- ✦ Finished second on the team with 54 receiving yards on a single-game career-high five catches (10.8 avg.), including a 20-yard catch, vs. Tennessee (12/29)

2018 (Houston 16/6, 1/0):

- ✦ Finished the season with 17 receptions for 225 yards (13.2 avg.) as a rookie
- ✦ Caught two passes for 11 yards (5.5 avg.) and contributed on special teams at New England (9/9) in his NFL debut
- ✦ Tallied two receptions for 21 yards (10.5 avg.) at Tennessee (9/16)
- ✦ Hauled in two passes for 24 yards (12.0 avg.) at Indianapolis (9/30)
- ✦ Started at tight end and contributed on offense and special teams at Jacksonville (10/21)
- ✦ Started at tight end and helped the Texans rush for a season-high 188 yards vs. Miami (10/25)
- ✦ Started at tight end for a third-consecutive game at Denver (11/4)
- ✦ Hauled in two passes for a career-high 42 yards (21.0 avg.), including a career-long 28-yard reception at Washington (11/18)
- ✦ Recorded two receptions for 40 yards (20.0 avg.) vs. Indianapolis (12/9). Notched the most first quarter

receiving yards (40) by a Texans rookie since WR Will Fuller V in Week 4 of the 2017 season vs. Tennessee

- ✦ Started at tight end at the N.Y. Jets (12/15)
- ✦ Recorded two receptions for 33 yards (16.5 avg.) at Philadelphia (12/23)
- ✦ Started at tight end and contributed on special teams vs. Jacksonville (12/30)
- ✦ Caught two passes for eight yards (4.0 avg.) in the Wild Card Round vs. Indianapolis (1/5/19)

COLLEGE:

- ✦ Played four seasons (2014-17) at the University of Central Florida in Orlando, Fla.
- ✦ Amassed 1,149 yards receiving and eight touchdowns in 41 career games played
- ✦ Also returned punts and kicks for the Golden Knights during his four years at Central Florida
- ✦ Named to the John Mackey Award Preseason Watch List, honoring the nation's top tight ends as a senior after setting single-season career highs for catches (30), receiving yards (459) and touchdowns (four)
- ✦ Recorded 347 yards receiving and two touchdowns on 23 receptions in 13 games (seven starts) and led team in yards per reception (15.1) as a junior
- ✦ Posted 14 receptions for 152 yards and two touchdowns while returning six kickoffs for 149 yards and two punts for 15 yards in his sophomore season
- ✦ Logged 498 all-purpose yards with 135 yards on 12 catches in 13 games played as a freshman

PERSONAL:

- ✦ Prior to attending the University of Central Florida, was selected in the third round of the 2010 Major League Baseball Draft by the Texas Rangers
- ✦ Hit .218 as an outfielder in four seasons in the Texas farm system, including a .283 mark in 2011
- ✦ Hit 24 home runs and recorded 42 stolen bases in 321 minor league games played
- ✦ Was an all-state selection at Union Grove High School as a senior in 2009
- ✦ Earned all-state honors as a junior, leading Strong Rock Christian High School with 823 yards passing and 12 touchdowns, while rushing for 784 yards and 14 touchdowns
- ✦ Named all-conference as a sophomore in 2007

VETERAN BIOS

JORDAN AKINS' NFL REGULAR SEASON RUSHING/RECEIVING STATISTICS

DATE	TEAM	GP	GS	RECEIVING					RUSHING				
				NO.	YDS	AVG	LG	TD	NO.	YDS.	AVG.	LG	TD
2018	Texans	16	6	17	225	13.2	28	0	0	0	0.0	0	0
2019	Texans	16	9	36	418	11.6	53t	2	0	0	0.0	0	0
NFL TOTALS		32	15	53	643	12.1	53t	2	0	0	0.0	0	0

JORDAN AKINS' NFL POSTSEASON RUSHING/RECEIVING STATISTICS

DATE	TEAM	GP	GS	RECEIVING					RUSHING				
				NO.	YDS	AVG	LG	TD	NO.	YDS.	AVG.	LG	TD
2018	Texans	1	0	2	8	4.0	7	0	0	0	0.0	0	0
2019	Texans	0	0	0	0	0.0	0	0	0	0	0.0	0	0
NFL TOTALS		1	0	2	8	4.0	7	0	0	0	0.0	0	0

SINGLE-GAME HIGHS: RUSHING/RECEIVING

Receptions	5 vs. Tennessee Titans, Dec 29, 2019	All-purpose yards	73 at Los Angeles Chargers, Sep 22, 2019
Receiving Yards	73 at Los Angeles Chargers, Sep 22, 2019	Miscellaneous Tackles	1 vs. New York Giants, Sep 23, 2018
Longest Receptions	53t at Los Angeles Chargers, Sep 22, 2019	Most TDs	2 at Los Angeles Chargers, Sep 22, 2019
Receiving TDs	2 at Los Angeles Chargers, Sep 22, 2019		

SINGLE-GAME HIGHS - POSTSEASON: RUSHING/RECEIVING

Receptions	2 vs. Indianapolis Colts, Jan 05, 2019	Longest Receptions	7 vs. Indianapolis Colts, Jan 05, 2019
Receiving Yards	8 vs. Indianapolis Colts, Jan 05, 2019	All-purpose yards	8 vs. Indianapolis Colts, Jan 05, 2019

2019 GAME-BY-GAME REGULAR SEASON STATISTICS (TEXANS)


W	DATE	OPPONENT	P/S	RECEIVING					RUSHING					W/L	SCORE
				NO	YDS	AVG	LG	TD	NO	YDS	AVG	LG	TD		
01	09/09	at Saints	P	1	17	17.0	17	0	0	0	0.0	0	0	L	28-30
02	09/15	Jaguars	P	2	25	12.5	16	0	0	0	0.0	0	0	W	13-12
03	09/22	at Chargers	P	3	73	24.3	53t	2	0	0	0.0	0	0	W	27-20
04	09/29	Panthers	S	3	21	7.0	10	0	0	0	0.0	0	0	L	10-16
05	10/06	Falcons	P	1	21	21.0	21	0	0	0	0.0	0	0	W	53-32
06	10/13	at Chiefs	S	3	39	13.0	23	0	0	0	0.0	0	0	W	31-24
07	10/20	at Colts	S	2	17	8.5	11	0	0	0	0.0	0	0	L	23-30
08	10/27	Raiders	S	2	11	5.5	7	0	0	0	0.0	0	0	W	27-24
09	11/03	at Jaguars	P	3	24	8.0	12	0	0	0	0.0	0	0	W	26-3
11	11/17	at Ravens	S	1	15	15.0	15	0	0	0	0.0	0	0	L	7-41
12	11/21	Colts	S	3	26	8.7	13	0	0	0	0.0	0	0	W	20-17
13	12/01	Patriots	P	1	19	19.0	19	0	0	0	0.0	0	0	W	28-22
14	12/08	Broncos	S	4	49	12.3	15	0	0	0	0.0	0	0	L	24-38
15	12/15	at Titans	S	2	7	3.5	5	0	0	0	0.0	0	0	W	24-21
16	12/21	at Buccaneers	P	0	0	0.0	0	0	0	0	0.0	0	0	W	23-20
17	12/29	Titans	S	5	54	10.8	20	0	0	0	0.0	0	0	L	14-35
2019 TOTALS			16-9	36	418	11.6	53t	2	0	0	0.0	0	0	10-6	

VETERAN BIOS

2019 GAME-BY-GAME POSTSEASON STATISTICS (TEXANS)

W	DATE	OPPONENT	P/S	RECEIVING					RUSHING					W/L	SCORE
				NO	YDS	AVG	LG	TD	NO	YDS	AVG	LG	TD		
01	01/04	Bills												W	22-19+
02	01/12	at Chiefs												L	31-51
2019 TOTALS			0-0	0	0	0.0	0	0	0	0	0.0	0	0	1-1	

+ - Overtime



BRYAN ANGER

PUNTER

6-3 | 205 | CALIFORNIA

HOMETOWN: CAMARILLO, CALIF. | AGE: 31

9TH NFL SEASON | 2ND WITH TEXANS | ACQUIRED: FA-'19

2019 GP/GS (POST): 14/0 (2/0) | CAREER GP/GS (POST): 126/0 (2/0)

TEAMS: JAX '12-15; TB '16-18; HOU '19-20



9

TRANSACTIONS: Selected by the Jacksonville Jaguars in the third round (70th overall) of the 2012 NFL Draft...Signed by the Tampa Bay Buccaneers as an unrestricted free agent on March 23, 2016...Re-signed by the Buccaneers on Dec. 31, 2016...Released by the Buccaneers on March 12, 2019...Signed by the Houston Texans as a free agent on July 23, 2019...Released by the Texans on Aug. 31, 2019...Signed by the Texans on Sept. 17, 2019...Signed a contract extension with the Texans on Dec. 28, 2019.

CAREER:

- Has posted a gross punting average of 46.2 yards since entering the league in 2012, which ranks 10th in NFL history among punters with at least 250 career attempts
- His 40.6 career net punting average ranks seventh in the NFL since the league began recording the stat in 1976 (min. 250 attempts)
- Has never missed a game, participating in all 126 possible games since entering the league in 2012
- Has landed 213 punts inside the 20 since entering the league in 2012, which is the seventh-best mark over that span
- Only recorded 43 touchbacks, the seventh-lowest total since 2012 among punters with at least 500 attempts
- Named to the 2012 All-Rookie team (CBS Sports, ESPN, Pro Football Weekly and the Pro Football Writers of America)
- Led the league in 2014 with 10 punts of 60-or-more yards
- Set NFL rookie records in gross punt average (47.8) and net punt average (40.8) in 2012, both of which were single-season highs for Jacksonville
- In 2016, established Buccaneers franchise records in gross punting average (45.9 yards), net punting average (42.7 yards) and punts inside the 20 (37)

2019 (Houston 14/0, 2/0):

- Spent the preseason with the Texans before being released during roster cut downs, but was signed back to the Texans prior to Week 3 and appeared in the last 14 games of the season
- Notched a 46.5 gross punting average, which was his highest average since 2014, and posted a single-season career-high net punting average of 44.5 yards that was good for the second-best mark in the NFL on the season
- Posted the highest net punting average in Texans postseason history and landed five punts inside the 20-yard line in the playoffs, which was the second most in Texans postseason history

- Notched 216 yards on five punts (43.2 avg.), including a 56 yarder and pinned three punts inside the 20-yard line in the Wild Card Round vs. Buffalo (1/4/20). Tied for the second-most punts inside the 20 in a postseason game in franchise history, trailing Shane Lechler (four) in the 2016 Wild Card game vs. Oakland
- Punted five times for 248 yards (49.6 avg.) at Tennessee (12/29), including a 58-yarder, and landed three punts inside the 20-yard line
- Recorded 236 yards on five punts (47.2 avg.), including a 56-yarder, and pinned three punts inside the 20-yard line vs. New England (12/1)
- Punted twice for 94 yards (47.0 avg.), including a 57-yarder and pinned his 200th career punt inside the 20-yard line vs. Indianapolis (11/21). Anger has pinned 200 punts inside the 20-yard line on 576 punts, joining Johnny Hekker as the only players in NFL history with over 200 punts inside the 20 on less than 600 career punts
- Notched a season-high 51.8 gross punting average with four punts for 207 yards, including a 63-yarder vs. Oakland (10/27) and pinned one punt inside the 20-yard line
- Punted five times for 257 yards (51.4 avg.), including a 71-yarder, and pinned three punts inside the 20-yard line vs. Carolina (9/29). Tied Shane Lechler (71 yards in Week 6 of 2014 vs. Indianapolis) for the longest punt in franchise history
- Made his Texans debut against the L.A. Chargers (9/22) and punted four times for 180 yards (45.0 avg.), including a 55-yarder, and pinned three punts inside the 20-yard line

2018 (Tampa Bay 16/0):

- Appeared in all 16 games for Tampa Bay, punting 57 times for 2,567 yards. Recorded a net punting average of 38.9 and a gross punting average of 45.0, his best mark since 2016. Added two special teams tackles on the season
- Matched his single-season career best with only four touchbacks, while pinning 15 punts inside the 20-yard line
- Notched a 64-yard punt in Week 3 vs. the Steelers (9/24), his longest punt since 2014
- Punted twice for a season-high gross punting average of 51.0 yards at Dallas (12/23)

2017 (Tampa Bay 16/0):

- Played in all 16 games with the Buccaneers, recording 2,857 yards on 65 punts (44.0 gross avg./39.5 net avg.) and landed 24 punts inside the 20-yards line with only five

touchbacks. Added one special teams tackle on the season

- ✦ Dropped three of his four punts inside the 20-yard line at Arizona (10/15)
- ✦ Punted three times for 160 yards at Atlanta (11/26), posting a season-high gross punting average of 53.3
- ✦ Posted a season-high net punting average of 53.5 yards on two punts, both of which landed inside the 20 vs. New Orleans (12/31)

2016 (Tampa Bay 16/0):

- ✦ Played in all 16 games in his first season with the Buccaneers, punting 70 times for 3,215 yards on the season
- ✦ Posted a single-season career-high net punting average of 42.7 yards and a gross punting average of 45.9 yards
- ✦ Notched a season-high gross punting average of 54.0 yards at San Diego (12/4) with 108 yards on two punts
- ✦ Landed all three of his punts inside the 20 at New Orleans (12/24) and recorded a season-high net punting average of 51.0 yards
- ✦ Posted a season high, landing 5-of-5 punts inside the 20-yard line vs. Carolina (1/1/17)

2015 (Jacksonville 16/0):

- ✦ Appeared in all 16 games for the Jaguars, punting 80 times for 3,700 yards
- ✦ Landed 26 punts inside the 20-yard line while recording a single-season career best of only four touchbacks
- ✦ Recorded a gross punting average of 46.3 yards and a net punting average of 39.5 yards on the season
- ✦ Recorded season highs in punts (eight) and punts inside the 20-yard line (five) at Indianapolis (10/4). His five punts inside the 20 was the fourth-highest mark in the NFL in 2015
- ✦ Punted four times for 221 yards, including his longest punt of the season (63 yards) at Tampa Bay (10/11), tallying a season-high gross punting average of 55.3. Added one punt inside the 20
- ✦ Landed 2-of-3 punts inside the 20-yard line at New Orleans (12/27) and notched a season-high net punting average of 49.7

2014 (Jacksonville 16/0):

- ✦ Played in all 16 games for the Jaguars and recorded a gross punting average of 47.5 and a net punting average of 39.6 after punting 94 times for a single-season career high of 4,464 yards
- ✦ Recorded 10 punts of at least 60 yards on the season, the most of any punter in the NFL in 2014
- ✦ Downed 25 punts inside the 20-yard line with only 10 touchbacks
- ✦ Recorded a season-high gross punting average of 55.5 yards after punting twice for 111 yards at San Diego (9/28)
- ✦ Punted seven times for 367 yards vs. the N.Y. Giants (11/30), recording a gross punting average of 52.4 yards and a season-high net punting average of 45.6 yards. Also

landed two punts inside the 20-yard line in the contest

- ✦ Completed his first-career pass for 19 yards on 4th-and-3 vs. Baltimore (12/14), extending the Jacksonville drive. Also posted a 69-yard punt in the game, his longest of the season

2013 (Jacksonville 16/0):

- ✦ Appeared in all 16 games for Jacksonville and punted a career-high 95 times on the season for a total of 4,338 yards (45.7 gross avg./40.5 net avg.)
- ✦ Downed 31 punts inside the 20-yard line with only eight touchbacks
- ✦ Established several single-game career highs in the season opener vs. Kansas City (9/8), including punts (11), gross punting yards (556) and net punting yards (456)
- ✦ Landed a career-high six punts inside the 20-yard line vs. Arizona (11/17), punting eight times for 382 yards (47.8 gross avg./45.0 net avg.) in the game
- ✦ Landed 2-of-4 punts inside the 20-yard line vs. Tennessee (12/22) and posted a season-high 45.8 net punting average

2012 (Jacksonville 16/0):

- ✦ Appeared in all 16 games with Jacksonville, recording 4,353 yards on 91 punts
- ✦ Established NFL rookie records in gross punt average (47.8) and net punt average (40.8) in 2012, both of which were also single-season franchise records for the Jaguars. His gross punting average of 47.8 in 2012 is also a career high
- ✦ Recorded a 73-yard punt vs. Detroit (11/4) the longest punt of his career and tied for the second-longest in the NFL in 2012
- ✦ Punted eight times and landed a season-high five punts inside the 20-yard line vs. the N.Y. Jets (12/9)

COLLEGE:

- ✦ Played four seasons (2008-11) at the University of California, Berkeley, after redshirting the 2007 season. Appeared in 51 games and punted 255 times for 11,094 yards (43.5 avg.) with 90 punts downed inside the 20-yard line
- ✦ His 43.5 gross punting average ranked second in school history and sixth in Pac-12 conference history
- ✦ Named first-team all-conference in each his last three years at Cal (2009-11), becoming only the second Golden Bear to accomplish the feat (Alex Mack)

PERSONAL:

- ✦ Graduated from the University of California, Berkeley with a degree in integrated biology
- ✦ Son of Jean and Mike Anger
- ✦ Has a brother, Michael Anger Jr., who played football at San Diego and soccer at UC Irvine
- ✦ Attended Camarillo (Calif.) High School, where he was named first-team All-America by EA Sports and USA Today. Listed as the second-best punter in the nation by Rivals.com

VETERAN BIOS

BRYAN ANGER'S NFL REGULAR SEASON PUNTING STATISTICS

DATE	TEAM	GP	PUNTS	BLK	YDS.	AVG.	LG	TB	IN20	OPP. RET.	OPP. YDS.	NET YDS.	NET AVG.
2012	Jaguars	16	91	1	4,353	47.8	73	5	31	40	495	3,758	40.8
2013	Jaguars	16	95	0	4,338	45.7	61	8	31	47	330	3,848	40.5
2014	Jaguars	16	94	2	4,464	47.5	69	10	25	52	464	3,800	39.6
2015	Jaguars	16	80	0	3,700	46.3	63	4	26	45	462	3,158	39.5
2016	Buccaneers	16	70	0	3,215	45.9	59	5	37	24	128	2,987	42.7
2017	Buccaneers	16	65	1	2,857	44.0	62	5	24	27	153	2,604	39.5
2018	Buccaneers	16	57	1	2,567	45.0	64	4	15	27	231	2,256	38.9
2019	Texans	14	45	0	2,094	46.5	71	2	24	17	53	2,001	44.5
NFL TOTALS		126	597	5	27,588	46.2	73	43	213	279	2,316	24,412	40.6

BRYAN ANGER'S NFL POSTSEASON PUNTING STATISTICS

DATE	TEAM	GP	PUNTS	BLK	YDS.	AVG.	LG	TB	IN20	OPP. RET.	OPP. YDS.	NET YDS.	NET AVG.
2019	Texans	2	8	0	353	44.1	56	0	5	3	9	344	43.0
NFL TOTALS		2	8	0	353	44.1	56	0	5	3	9	344	43.0

SINGLE-GAME HIGHS: PUNTER

Punts	11 vs. Kansas City Chiefs, Sep 08, 2013	Inside the 20	6 vs. Arizona Cardinals, Nov 17, 2013
Gross Punting Yards	556 vs. Kansas City Chiefs, Sep 08, 2013	Pass Attempts	1 at Carolina Panthers, Nov 04, 2018 ...1 more at 1.
Gross Punting Avg	56.3 vs. New England Patriots, Dec 23, 2012	Pass Completions	1 at Baltimore Ravens, Dec 14, 2014
Net Punting Yards	456 vs. Kansas City Chiefs, Sep 08, 2013	Yards Passing	19 at Baltimore Ravens, Dec 14, 2014
Net Punting Avg	51.4 vs. Carolina Panthers, Sep 29, 2019	Rush Attempts	1 at Indianapolis Colts, Oct 20, 2019 ...1 more at 1.
Longest Punts	73 vs. Detroit Lions, Nov 04, 2012	Special Teams Tackles	1 vs. Carolina Panthers, Dec 02, 2018 ...11 more at 1.

SINGLE-GAME HIGHS - POSTSEASON: PUNTER

Punts	5 vs. Buffalo Bills, Jan 04, 2020	Net Punting Avg	45.3 at Kansas City Chiefs, Jan 12, 2020
Gross Punting Yards	216 vs. Buffalo Bills, Jan 04, 2020	Longest Punts	56 vs. Buffalo Bills, Jan 04, 2020
Gross Punting Avg	45.7 at Kansas City Chiefs, Jan 12, 2020	Inside the 20	3 vs. Buffalo Bills, Jan 04, 2020
Net Punting Yards	208 vs. Buffalo Bills, Jan 04, 2020		

VETERAN BIOS

2019 GAME-BY-GAME REGULAR SEASON STATISTICS (TEXANS)

W	DATE	OPPONENT		PUNTS	BLK	YDS.	AVG.	LG	TB	IN20	OPP. RET.	OPP. YDS.	NET YDS.	NET AVG.	W/L	SCORE
01	09/09	at Saints													L	28-30
02	09/15	Jaguars													W	13-12
03	09/22	at Chargers	P	4	0	180	45.0	55	0	3	2	-1	181	45.3	W	27-20
04	09/29	Panthers	P	5	0	257	51.4	71	0	3	1	0	257	51.4	L	10-16
05	10/06	Falcons	P	1	0	35	35.0	35	0	0	0	0	35	35.0	W	53-32
06	10/13	at Chiefs	P	0	0	0	0.0	0	0	0	0	0	0	0.0	W	31-24
07	10/20	at Colts	P	2	0	89	44.5	51	1	1	0	0	69	34.5	L	23-30
08	10/27	Raiders	P	4	0	207	51.8	63	1	1	2	3	184	46.0	W	27-24
09	11/03	at Jaguars	P	3	0	136	45.3	53	0	1	2	8	128	42.7	W	26-3
11	11/17	at Ravens	P	3	0	112	37.3	41	0	1	2	4	108	36.0	L	7-41
12	11/21	Colts	P	2	0	94	47.0	57	0	1	0	0	94	47.0	W	20-17
13	12/01	Patriots	P	5	0	236	47.2	56	0	3	1	6	230	46.0	W	28-22
14	12/08	Broncos	P	2	0	74	37.0	41	0	1	1	2	72	36.0	L	24-38
15	12/15	at Titans	P	4	0	185	46.3	60	0	3	2	19	166	41.5	W	24-21
16	12/21	at Buccaneers	P	5	0	241	48.2	55	0	3	2	3	238	47.6	W	23-20
17	12/29	Titans	P	5	0	248	49.6	58	0	3	2	9	239	47.8	L	14-35
2019 TOTALS			14	45	0	2,094	46.5	71	2	24	17	53	2,001	44.5	10-6	

2019 GAME-BY-GAME POSTSEASON STATISTICS (TEXANS)

W	DATE	OPPONENT		PUNTS	BLK	YDS.	AVG.	LG	TB	IN20	OPP. RET.	OPP. YDS.	NET YDS.	NET AVG.	W/L	SCORE
01	01/04	Bills	P	5	0	216	43.2	56	0	3	1	8	208	41.6	W	22-19+
02	01/12	at Chiefs	P	3	0	137	45.7	50	0	2	2	1	136	45.3	L	31-51
2019 TOTALS			2	8	0	353	44.1	56	0	5	3	9	344	43.0	1-1	

+ - Overtime



CORNELL ARMSTRONG

CORNERBACK

6-0 | 185 | SOUTHERN MISS

HOMETOWN: BASSFIELD, MISS. | AGE: 24

3RD NFL SEASON | 2ND WITH TEXANS | ACQUIRED: FA-'19

2019 GP/GS: 5/0 | CAREER GP/GS: 20/0

TEAMS: MIA '18; HOU '19-20



30

TRANSACTIONS: Selected by the Miami Dolphins in the sixth round (209th overall) of the 2018 NFL Draft...Waived by the Dolphins on Aug. 31, 2019...Signed by the Houston Texans on Sept. 2, 2019...Waived by the Texans on Sept. 10, 2019...Signed to the Texans practice squad on Sept. 12, 2019...Signed to the Texans active roster on Oct. 26, 2019.

2019 (Houston 5/0, 0/0):

- ✦ Appeared in five games in his first season with the Texans, totaling four tackles (three solo)
- ✦ Spent Weeks 2-7 on the Texans practice squad
- ✦ Made his Texans debut and notched one solo tackle vs. Oakland (10/27)
- ✦ Notched two total tackles (two solo) in the win over Jacksonville at Wembley Stadium in London (11/3)
- ✦ Registered one tackle at Baltimore (11/17)

2018 (Miami 15/0):

- ✦ Appeared in 15 games of his rookie season as a reserve cornerback
- ✦ Finished the season with six solo tackles on defense and two solo tackles on special teams
- ✦ Recorded his first-career defensive tackle in the win vs. the N.Y. Jets (11/4) and finished the contest with two solo tackles
- ✦ Tallied a season-high three solo tackles in the final game of the season at Buffalo (12/30)

COLLEGE:

- ✦ Spent four seasons (2014-17) at the University of Southern Mississippi in Hattiesburg, Miss., playing in 47 games (40 starts) in his time with the Golden Eagles
- ✦ Racked up 146 tackles (108 solo), two interceptions and nine passes defended over his collegiate career
- ✦ As a senior (2017), started in all 10 games and finished with 22 tackles, two interceptions and nine passes defended, earning him All-Conference USA honorable mention
- ✦ Posted 47 tackles (35 solo), one interception and nine passes defended in 13 starts as a junior (2016). His 47 tackles were fourth-most on the team
- ✦ As a sophomore in 2015, started all 12 games and finished fifth on the team with 47 tackles (37 solo) Also tied for second with two interceptions and added 12 passes defended on the season
- ✦ In his true freshman season in 2014, finished with 30 total tackles, three tackles for loss and four passes defended, earning him Conference USA All-Freshman honors

PERSONAL:

- ✦ Attended Bassfield (Miss.) High School where he recorded 62 career tackles (46 solo), six interceptions, two forced fumbles and three fumble recoveries over his high school career
- ✦ Son of Lessie Williams

CORNELL ARMSTRONG'S NFL REGULAR SEASON DEFENSIVE STATISTICS

DATE	TEAM	GP	GS	TACKLES							QBH	INTERCEPTIONS					FUMBLES			ST					MISC	
				TK	S	A	TFL	YDS	SK	YDS		NO	YDS	LG	TD	PD	FF	FR	YDS	TK	S	A	FF	FR	S	A
2018	Dolphins	15	0	6	6	0	0	0	0.0	0.0	0	0	0	0	0	0	0	0	0	2	2	0	0	0	0	0
2019	Texans	5	0	4	3	1	0	0	0.0	0.0	0	0	0	0	0	0	0	0	0	0	0	0	0	0	0	0
NFL TOTALS		20	0	10	9	1	0	0	0.0	0.0	0	0	0	0	0	0	0	0	0	2	2	0	0	0	0	0

CORNELL ARMSTRONG'S NFL POSTSEASON DEFENSIVE STATISTICS

DATE	TEAM	GP	GS	TACKLES							QBH	INTERCEPTIONS					FUMBLES			ST					MISC	
				TK	S	A	TFL	YDS	SK	YDS		NO	YDS	LG	TD	PD	FF	FR	YDS	TK	S	A	FF	FR	S	A
2019	Texans	0	0	0	0	0	0	0	0.0	0.0	0	0	0	0	0	0	0	0	0	0	0	0	0	0	0	0
NFL TOTALS		0	0	0	0	0	0	0	0.0	0.0	0	0	0	0	0	0	0	0	0	0	0	0	0	0	0	0

VETERAN BIOS

SINGLE-GAME HIGHS: DEFENSIVE

Total Tackles 3 at Buffalo Bills, Dec 30, 2018

Special Teams Tackles

1 at Indianapolis Colts, Nov 25, 2018
...1 more at 1.

2019 GAME-BY-GAME REGULAR SEASON STATISTICS (TEXANS)

				TACKLES								INTERCEPTIONS					FUMBLES			ST				MISC				
W	DATE	OPPONENT	P/S	TK	S	A	SK	YDS	TFL	YDS	QBH	NO	YDS	LG	TD	PD	FF	FR	YDS	TK	S	A	FF	FR	S	A	W/L	SCORE
01	09/09	at Saints		INACTIVE																					L	28-30		
02	09/15	Jaguars		PRACTICE SQUAD																					W	13-12		
03	09/22	at Chargers		PRACTICE SQUAD																					W	27-20		
04	09/29	Panthers		PRACTICE SQUAD																					L	10-16		
05	10/06	Falcons		PRACTICE SQUAD																					W	53-32		
06	10/13	at Chiefs		PRACTICE SQUAD																					W	31-24		
07	10/20	at Colts		PRACTICE SQUAD																					L	23-30		
08	10/27	Raiders	P	1	1	0	0.0	0.0	0	0	0	0	0	0	0	0	0	0	0	0	0	0	0	0	0	0	W	27-24
09	11/03	at Jaguars	P	2	2	0	0.0	0.0	0	0	0	0	0	0	0	0	0	0	0	0	0	0	0	0	0	0	W	26-3
11	11/17	at Ravens	P	1	0	1	0.0	0.0	0	0	0	0	0	0	0	0	0	0	0	0	0	0	0	0	0	0	L	7-41
12	11/21	Colts	P	0	0	0	0.0	0.0	0	0	0	0	0	0	0	0	0	0	0	0	0	0	0	0	0	0	W	20-17
13	12/01	Patriots		INACTIVE																					W	28-22		
14	12/08	Broncos		INACTIVE																					L	24-38		
15	12/15	at Titans		INACTIVE																					W	24-21		
16	12/21	at Buccaneers		INACTIVE																					W	23-20		
17	12/29	Titans	P	0	0	0	0.0	0.0	0	0	0	0	0	0	0	0	0	0	0	0	0	0	0	0	0	L	14-35	
2019 TOTALS			5-0	4	3	1	0.0	0.0	0	0	0	0	0	0	0	0	0	0	0	0	0	0	0	0	0	0	10-6	

2019 GAME-BY-GAME POSTSEASON STATISTICS (TEXANS)

W	DATE	OPPONENT	P/S	TACKLES								INTERCEPTIONS					FUMBLES			ST					MISC		W/L	SCORE
				TK	S	A	SK	YDS	TFL	YDS	QBH	NO	YDS	LG	TD	PD	FF	FR	YDS	TK	S	A	FF	FR	S	A		
01	01/04	Bills																									W	22-19+
02	01/12	at Chiefs																									L	31-51
2019 TOTALS				0	0	0	0.0	0.0	0	0	0	0	0	0	0	0	0	0	0	0	0	0	0	0	0	0	1-1	

+ - Overtime



DAVIN BELLAMY

OUTSIDE LINEBACKER

6-5 | 259 | GEORGIA

HOMETOWN: CHAMBLEE, GA. | AGE: 25

1ST NFL SEASON | 1ST WITH TEXANS | ACQUIRED: CFA-'18

CAREER GP/GS: 0/0

TEAMS: HOU '18-'20; CIN '19



49

TRANSACTIONS: Signed by the Houston Texans as a college free agent on May 11, 2018...Waived by the Texans on Sept. 1, 2018...Signed to the Texans practice squad on Sept. 2, 2018...Signed by the Texans on Jan. 7, 2019...Waived by the Texans on Aug. 31, 2019...Signed to the Cincinnati Bengals practice squad on Sept. 27, 2019...Signed to the Texans practice squad on Jan. 6, 2020...Signed by the Texans on Jan. 13, 2020.

2019 (Cincinnati 0/0, Houston 0/0):

- Spent the preseason with the Texans before being released during roster cuts
- Spent Weeks 4-17 on the Bengals practice squad before signing to the Texans practice squad prior to the Divisional Round of the playoffs

CAREER AT GEORGIA:

- Played four seasons (2014-17) at the University of Georgia in Athens, Ga. after redshirting the 2013 campaign
- Compiled 135 total tackles (55 solo), five forced fumbles, two fumble recoveries and 13.0 sacks in 48 career games (27 starts)
- Recorded a sack in the 2018 College Football Playoff National Championship Game against Alabama

2017 (Georgia):

- Played in all 15 games, starting in 14
- Recorded 34 total tackles, including 7.5 tackles for loss and 5.0 sacks
- Ranked third on the team with 14 quarterback pressures
- One of his three stops vs. Alabama in the College Football Playoff Championship Game was a sack for a 14-yard loss
- Lone tackle vs. Auburn in SEC Championship Game resulted in a sack and forced the first of two Auburn fumbles
- Collected two solo tackles in the Rose Bowl
- At Notre Dame, collected six tackles, (two solo), 1.5 tackles for loss, 1.0 sack for a loss of nine yards, three quarterback hurries and forced a fumble that halted the Irish's final possession
- Named to the Senior Bowl Watch List and Butkus Award Watch List
- Recipient of the William K. Holmes Scholarship

2016 (Georgia):

- Compiled 51 total tackles with 17 quarterback pressures and a team-leading 5.0 sacks in 13 games (11 starts)
- Notched a career-best eight total tackles twice: vs. Vanderbilt and Georgia Tech
- Recorded four total tackles and 1.5 sacks at South Carolina (10/9)
- Recipient of the William K. Holmes Scholarship

2015 (Georgia):

- Amassed 33 total tackles, 5.5 tackles for loss and 3.0 sacks in 10 games played (two starts)
- Compiled a team-best seven tackles, with 1.0 sack and two tackles for loss, a forced fumble and fumble recovery against Florida (10/31)
- Recorded a career-high eight tackles at Tennessee (10/10) with a forced fumble, a tackle for loss and a pass defended
- Finished second on the team with six tackles vs. Missouri (10/17), including 1.0 sack and four quarterback hurries
- Recipient of the William K. Holmes Scholarship

2014 (Georgia):

- Recorded 17 total tackles, one forced fumble and one fumble recovery in 10 games played
- Amassed a career-high six tackles vs. Charleston Southern (11/22)
- First-career fumble recovery vs. No. 9 Auburn (11/15)
- Four tackles, including one tackle for loss in his UGA debut vs. Troy (9/20)

2013 (Georgia):

- Redshirted

PERSONAL:

- Given name is Davin Jamaurie' Bellamy
- Lettered in football (Coach Allen Johnson) at Chamblee High School in Chamblee, Ga.
- As a junior Bellamy recorded 10 tackles for loss and 5.0 sacks
- Played injured through much of his senior season but managed to post 5.0 sacks

VETERAN BIOS

DAVIN BELLAMY'S NFL REGULAR SEASON DEFENSIVE STATISTICS

DATE	TEAM	GP	GS	TACKLES								INTERCEPTIONS						FUMBLES			ST						MISC	
				TK	S	A	TFL	YDS	SK	YDS	QBH	NO	YDS	LG	TD	PD	FF	FR	YDS	TK	S	A	FF	FR	S	A		
2018	Texans	0	0	0	0	0	0	0	0.0	0.0	0	0	0	0	0	0	0	0	0	0	0	0	0	0				
2019	Texans	0	0	0	0	0	0	0	0.0	0.0	0	0	0	0	0	0	0	0	0	0	0	0	0	0				
2019	Bengals	0	0	0	0	0	0	0	0.0	0.0	0	0	0	0	0	0	0	0	0	0	0	0	0	0				
2019	TOTAL	0	0	0	0	0	0	0	0.0	0.0	0	0	0	0	0	0	0	0	0	0	0	0	0	0				
NFL TOTALS		0	0	0	0	0	0	0	0.0	0.0	0	0	0	0	0	0	0	0	0	0	0	0	0	0				

DAVIN BELLAMY'S NFL POSTSEASON DEFENSIVE STATISTICS

				TACKLES								INTERCEPTIONS						FUMBLES			ST						MISC	
DATE	TEAM	GP	GS	TK	S	A	TFL	YDS	SK	YDS	QBH	NO	YDS	LG	TD	PD	FF	FR	YDS	TK	S	A	FF	FR	S	A		
2018	Texans	0	0	0	0	0	0	0	0.0	0.0	0	0	0	0	0	0	0	0	0	0	0	0	0	0	0	0		
2019	Texans	0	0	0	0	0	0	0	0.0	0.0	0	0	0	0	0	0	0	0	0	0	0	0	0	0	0	0		
NFL TOTALS		0	0	0	0	0	0	0	0.0	0.0	0	0	0	0	0	0	0	0	0	0	0	0	0	0	0	0		

2019 GAME-BY-GAME REGULAR SEASON STATISTICS (TEXANS/BENGALS)

W	DATE	OPPONENT	P/S	TACKLES								INTERCEPTIONS					FUMBLES			ST					MISC		W/L	SCORE	
				TK	S	A	SK	YDS	TFL	YDS	QBH	NO	YDS	LG	TD	PD	FF	FR	YDS	TK	S	A	FF	FR	S	A			
01	09/09	at Saints											NOT ON ROSTER															L	28-30
02	09/15	Jaguars											NOT ON ROSTER															W	13-12
03	09/22	at Chargers											NOT ON ROSTER															W	27-20
													Went from Texans to Bengals .																
04	09/30	at Steelers											PRACTICE SQUAD															L	3-27
05	10/06	Cardinals											PRACTICE SQUAD															L	23-26
06	10/13	at Ravens											PRACTICE SQUAD															L	17-23
07	10/20	Jaguars											PRACTICE SQUAD															L	17-27
08	10/27	at Rams											PRACTICE SQUAD															L	10-24
10	11/10	Ravens											PRACTICE SQUAD															L	13-49
11	11/17	at Raiders											PRACTICE SQUAD															L	10-17
12	11/24	Steelers											PRACTICE SQUAD															L	10-16
13	12/01	Jets											PRACTICE SQUAD															W	22-6
14	12/08	at Browns											PRACTICE SQUAD															L	19-27
15	12/15	Patriots											PRACTICE SQUAD															L	13-34
16	12/22	at Dolphins											PRACTICE SQUAD															L	35-38+
17	12/29	Browns											PRACTICE SQUAD															W	33-23
2019 TOTALS				0	0	0	0.0	0.0	0	0	0	0	0	0	0	0	0	0	0	0	0	0	0	0	0	4-12			

+ - Overtime

2019 GAME-BY-GAME POSTSEASON STATISTICS (TEXANS)

W	DATE	OPPONENT	P/S	TACKLES								INTERCEPTIONS					FUMBLES			ST					MISC		W/L	SCORE	
				TK	S	A	SK	YDS	TFL	YDS	QBH	NO	YDS	LG	TD	PD	FF	FR	YDS	TK	S	A	FF	FR	S	A			
02	01/12	at Chiefs		PRACTICE SQUAD																								L	31-51
2019 TOTALS				0	0	0	0.0	0.0	0	0	0	0	0	0	0	0	0	0	0	0	0	0	0	0	0	0	0-1		



ANGELO BLACKSON

DEFENSIVE END

6-4 | 319 | AUBURN

HOMETOWN: BEAR, DEL. | AGE: 27

6TH NFL SEASON | 4TH WITH TEXANS | ACQUIRED: FA-'17

2019 GP/GS (POST): 15/15 (2/2) | CAREER GP/GS (POST): 69/21 (3/2)

TEAMS: TEN '15-16; HOU '17-20; NE '17



97

TRANSACTIONS: Selected by the Tennessee Titans with the first pick of the fourth round (100th overall) in the 2015 NFL Draft...Waived by Tennessee on Sept. 2, 2017...Signed to the New England Patriots practice squad on Sept. 4, 2017...Signed to the Houston Texans active roster on Nov. 1, 2017...Re-signed by the Texans on March 15, 2018...Signed a contract extension with the Texans on March 11, 2019.

HONORS:

- ✦ AFC Special Teams Player of the Week (Week 15, 2019)

2019 (Houston 15/15, 2/2):

- ✦ Started in 15 regular season games and totaled 20 tackles (11 solo), two tackles loss and one quarterback hit
- ✦ Started on the defensive line in the season opener at New Orleans (9/9) and posted two total tackles and one quarterback hit
- ✦ Notched three total tackles (two solo), including one tackle for loss in the Week 2 win vs. Jacksonville (9/15)
- ✦ Registered two total tackles (two solo), including one tackle for loss in the Week 8 win vs. Oakland (10/27)
- ✦ Registered two total tackles and blocked a 45-yard field goal attempt in the first quarter at Tennessee (12/15)
- ✦ Logged four total tackles (two solo) at Tampa Bay (12/21) and blocked a 54-yard field goal attempt, becoming the first NFL player to block a field goal in back-to-back weeks since Olivier Vernon in Weeks 8-9 of 2012. Joined DE J.J. Watt (two in 2013) as the only players in Texans history to block multiple field goals in a single season and the only players in franchise history to have multiple blocked field goals in their career (Watt, three)
- ✦ Notched three total tackles (two solo) in the win over Buffalo in the Wild Card Round (1/4/20)
- ✦ Posted one solo tackle in the Divisional Round at Kansas City (1/12/20)

2018 (Houston 16/4, 1/0):

- ✦ Recorded 24 total tackles (18 solo), 1.0 sack, three passes defended, two quarterback hits, one tackle for loss and one fumble recovery in 16 games. Set single-season career highs in total tackles, passes defended and fumble recoveries
- ✦ Tallied three total tackles (two solo) and a pass defended at New England (9/9). Tipped a pass from Patriots QB Tom Brady, which was intercepted by S Tyrann Mathieu at the New England 17-yard line
- ✦ Matched his career high with three solo tackles and

notched his first sack as a Texan vs. the N.Y. Giants (9/23)

- ✦ Tallied one solo tackle, one pass defended and one quarterback hit at Jacksonville (10/21)
- ✦ Recorded one total tackle and one pass defended vs. Miami (10/25). Extended his single-season career-high for passes defended with three
- ✦ Tallied one total tackle and helped the defense allow only 31 rushing yards vs. Cleveland (12/2), which was a season-low
- ✦ Recorded three total tackles (two solo) and his first career fumble recovery at the N.Y. Jets (12/15)
- ✦ Contributed on defense and special teams in his playoff debut in the Wild Card Round vs. Indianapolis (1/5)

2017 (Houston 9/1):

- ✦ Compiled nine total tackles (eight solo), one pass defended and one quarterback hit in nine games
- ✦ Made his debut for Houston vs. Indianapolis (11/5)
- ✦ Notched two total tackles and one pass defended at the Los Angeles Rams (11/12)
- ✦ Finished with two solo tackles at Tennessee (12/3)
- ✦ Posted two solo tackles for the second consecutive week vs. San Francisco (12/10)
- ✦ Recorded a pair of solo tackles vs. Pittsburgh (12/25)
- ✦ Started his first game of the season and recorded his first quarterback hit of the season at Indianapolis (12/31)

2016 (Tennessee 13/1):

- ✦ Played in 13 regular season games with one start and registered nine total tackles (four solo) and one pass defended
- ✦ Was inactive for three games
- ✦ Saw action as a reserve vs. Jacksonville (10/27) and notched two total tackles and a pass defended
- ✦ Made his first career start at Indianapolis (11/20) and tied a career high with three total tackles

2015 (Tennessee 16/0):

- ✦ Played in all 16 regular season games as a reserve and registered 15 total tackles (eight solo), 2.5 sacks and a forced fumble
- ✦ Made his NFL debut at Tampa Bay (9/13) and tallied three total tackles, his first career sack and first career forced fumble
- ✦ Appeared as a reserve at New Orleans (11/8) and totaled three tackles and 1.0 sack

VETERAN BIOS

COLLEGE:

- ✦ Played four seasons (2011-14) at Auburn (Ala.) University
- ✦ Appeared in 52 games with 18 starts and amassed 65 total tackles, 4.5 sacks, three forced fumbles, one fumble recovery and two passes defended
- ✦ Was on the field for the famous "Kick 6" play during the Auburn and Alabama game in 2013. Lined up on the defensive front to attempt to block the field goal and

served as a blocker on the game winning missed field goal return for a touchdown

PERSONAL:

- ✦ Attended Red Lion Christian High School in Bear, Del.
- ✦ Posted 40 total tackles, 3.0 sacks, three forced fumbles, two passes defended and one fumble recovery in just seven games as a senior
- ✦ Majored in sociology at Auburn

ANGELO BLACKSON'S NFL REGULAR SEASON DEFENSIVE STATISTICS

DATE	TEAM	GP	GS	TACKLES							QBH	INTERCEPTIONS					FUMBLES			ST					MISC	
				TK	S	A	TFL	YDS	SK	YDS		NO	YDS	LG	TD	PD	FF	FR	YDS	TK	S	A	FF	FR	S	A
2015	Titans	16	0	15	8	7	2	14	2.5	17.5	3	0	0	0	0	0	1	0	0	0	0	0	0	0	0	0
2016	Titans	13	1	9	4	5	2	4	0.0	0.0	2	0	0	0	0	1	0	0	0	0	0	0	0	0	0	0
2017	Patriots	0	0	0	0	0	0	0	0.0	0.0	0	0	0	0	0	0	0	0	0	0	0	0	0	0	0	0
2017	Texans	9	1	9	8	1	0	0	0.0	0.0	1	0	0	0	0	1	0	0	0	0	0	0	0	0	0	0
2017	TOTAL	9	1	9	8	1	0	0	0.0	0.0	1	0	0	0	0	1	0	0	0	0	0	0	0	0	0	0
2018	Texans	16	4	24	18	6	1	7	1.0	7.0	2	0	0	0	0	3	0	1	0	0	0	0	0	0	0	0
2019	Texans	15	15	20	11	9	2	11	0.0	0.0	1	0	0	0	0	0	0	0	0	0	0	0	0	0	0	0
NFL TOTALS		69	21	77	49	28	7	36	3.5	24.5	9	0	0	0	0	5	1	1	0	0	0	0	0	0	0	0

ANGELO BLACKSON'S NFL POSTSEASON DEFENSIVE STATISTICS

DATE	TEAM	GP	GS	TACKLES							QBH	INTERCEPTIONS					FUMBLES			ST					MISC	
				TK	S	A	TFL	YDS	SK	YDS		NO	YDS	LG	TD	PD	FF	FR	YDS	TK	S	A	FF	FR	S	A
2018	Texans	1	0	0	0	0	0	0	0.0	0.0	0	0	0	0	0	0	0	0	0	0	0	0	0	0	0	0
2019	Texans	2	2	4	3	1	0	0	0.0	0.0	0	0	0	0	0	0	0	0	0	0	0	0	0	0	0	0
NFL TOTALS		3	2	4	3	1	0	0	0.0	0.0	0	0	0	0	0	0	0	0	0	0	0	0	0	0	0	0

SINGLE-GAME HIGHS: DEFENSIVE

Total Tackles 4 at Tampa Bay Buccaneers, Dec 21, 2019
Sacks 1.0 vs. New York Giants, Sep 23, 2018
 ...2 more at 1.0.
Passes Defended 1 vs. Miami Dolphins, Oct 25, 2018
 ...4 more at 1.

Forced Fumbles 1 at Tampa Bay Buccaneers, Sep 13, 2015
Fumble Recoveries 1 at New York Jets, Dec 15, 2018
Tackles For Loss 1 vs. Oakland Raiders, Oct 27, 2019
 ...6 more at 1.

SINGLE-GAME HIGHS - POSTSEASON: DEFENSIVE

Total Tackles 3 vs. Buffalo Bills, Jan 04, 2020

VETERAN BIOS

2019 GAME-BY-GAME REGULAR SEASON STATISTICS (TEXANS)

				2019 GAME BY GAME REGULAR SEASON STATISTICS (TEXT)																							
W	DATE	OPPONENT	P/S	TACKLES								INTERCEPTIONS					FUMBLES			ST				MISC		W/L	SCORE
				TK	S	A	SK	YDS	TFL	YDS	QBH	NO	YDS	LG	TD	PD	FF	FR	YDS	TK	S	A	FF	FR	S		
01	09/09	at Saints	S	2	1	1	0.0	0.0	0	0	1	0	0	0	0	0	0	0	0	0	0	0	0	0	0	L	28-30
02	09/15	Jaguars	S	3	2	1	0.0	0.0	1	9	0	0	0	0	0	0	0	0	0	0	0	0	0	0	0	W	13-12
03	09/22	at Chargers	S	0	0	0	0.0	0.0	0	0	0	0	0	0	0	0	0	0	0	0	0	0	0	0	0	W	27-20
04	09/29	Panthers	S	2	1	1	0.0	0.0	0	0	0	0	0	0	0	0	0	0	0	0	0	0	0	0	0	L	10-16
05	10/06	Falcons	S	0	0	0	0.0	0.0	0	0	0	0	0	0	0	0	0	0	0	0	0	0	0	0	0	W	53-32
06	10/13	at Chiefs	S	0	0	0	0.0	0.0	0	0	0	0	0	0	0	0	0	0	0	0	0	0	0	0	0	W	31-24
07	10/20	at Colts	S	2	2	0	0.0	0.0	0	0	0	0	0	0	0	0	0	0	0	0	0	0	0	0	0	L	23-30
08	10/27	Raiders	S	2	2	0	0.0	0.0	1	2	0	0	0	0	0	0	0	0	0	0	0	0	0	0	0	W	27-24
09	11/03	at Jaguars	S	0	0	0	0.0	0.0	0	0	0	0	0	0	0	0	0	0	0	0	0	0	0	0	0	W	26-3
11	11/17	at Ravens	S	0	0	0	0.0	0.0	0	0	0	0	0	0	0	0	0	0	0	0	0	0	0	0	0	L	7-41
12	11/21	Colts	S	1	1	0	0.0	0.0	0	0	0	0	0	0	0	0	0	0	0	0	0	0	0	0	0	W	20-17
13	12/01	Patriots		INACTIVE																			W	28-22			
14	12/08	Broncos	S	1	0	1	0.0	0.0	0	0	0	0	0	0	0	0	0	0	0	0	0	0	0	0	0	L	24-38
15	12/15	at Titans	S	2	0	2	0.0	0.0	0	0	0	0	0	0	0	0	0	0	0	0	0	0	0	0	0	W	24-21
16	12/21	at Buccaneers	S	4	2	2	0.0	0.0	0	0	0	0	0	0	0	0	0	0	0	0	0	0	0	0	0	W	23-20
17	12/29	Titans	S	1	0	1	0.0	0.0	0	0	0	0	0	0	0	0	0	0	0	0	0	0	0	0	0	L	14-35
2019 TOTALS			15-15	20	11	9	0.0	0.0	2	11	1	0	0	0	0	0	0	0	0	0	0	0	0	0	0	10-6	

2019 GAME-BY-GAME POSTSEASON STATISTICS (TEXANS)

W	DATE	OPPONENT	P/S	TACKLES								INTERCEPTIONS					FUMBLES			ST					MISC		W/L	SCORE
				TK	S	A	SK	YDS	TFL	YDS	QBH	NO	YDS	LG	TD	PD	FF	FR	YDS	TK	S	A	FF	FR	S	A		
01	01/04	Bills	S	3	2	1	0.0	0.0	0	0	0	0	0	0	0	0	0	0	0	0	0	0	0	0	0	0	W	22-19+
02	01/12	at Chiefs	S	1	1	0	0.0	0.0	0	0	0	0	0	0	0	0	0	0	0	0	0	0	0	0	0	0	L	31-51
2019 TOTALS			2-2	4	3	1	0.0	0.0	0	0	0	0	0	0	0	0	0	0	0	0	0	0	0	0	0	0	1-1	

+ - Overtime



DEANDRE CARTER

WIDE RECEIVER

5-8 | 190 | SACRAMENTO STATE

HOMETOWN: SAN JOSE, CALIF. | AGE: 27

3RD NFL SEASON | 3RD WITH TEXANS | ACQUIRED: W-'18 (PHI)

2019 GP/GS (POST): 16/3 (2/1) | CAREER GP/GS (POST): 30/7 (3/1)

TEAMS: SF '17; HOU '18-20; PHI '18



14

TRANSACTIONS: Signed by the Baltimore Ravens as a college free agent on May 8, 2015...Waived by the Ravens on Aug. 31, 2015...Signed to the Oakland Raiders practice squad on Sept. 16, 2015...Released from the Raiders practice squad on Dec. 1, 2015...Signed to the New England Patriots practice squad on Dec. 15, 2015...Released from the Patriots practice squad on Jan. 12, 2016...Signed to the Patriots practice squad on Jan. 13, 2016...Signed by the Patriots on Jan. 25, 2016...Waived by the Patriots on Sept. 3, 2016...Signed by the San Francisco 49ers on Feb. 24, 2017...Waived by the 49ers on Sept. 2, 2017...Signed to the 49ers practice squad on Sept. 3, 2017...Signed by the 49ers on Jan. 2, 2018...Waived by the 49ers on May 15, 2018...Signed by the Philadelphia Eagles on July 28, 2018...Waived by the Eagles on Sept. 18, 2018...Signed to the Eagles practice squad on Sept. 20, 2018...Signed to the Eagles active roster on Sept. 29, 2018...Waived by the Eagles on Nov. 6, 2018...Claimed off waivers by the Houston Texans on Nov. 7, 2018...Re-signed by the Texans on March 11, 2019...Signed a contract extension with the Texans on March 11, 2020.

2019 (Houston 16/3, 2/1):

- Played in all 16 games (three starts) for the first time in his career, serving as a wide receiver and the primary punt and kick returner
- Finished with 14 kickoff returns for 308 yards (22.0 avg.) and 22 punt returns for 214 yards (9.7 avg.). Added 11 receptions for 162 yards for a single-season career-high 14.7 yards per catch
- His 9.7 yards per punt return average was the third-best mark in the NFL among qualified returners
- Fielded a season-high four punts for 22 yards (5.5 avg.) and one kickoff return for 22 yards vs. Atlanta (10/6)
- Posted a season-high 63 yards on three kickoff returns (21.0 avg.) at Indianapolis (10/20) and added one punt return for three yards
- Notched his first reception of the season on a 46-yard catch, the second-longest catch of his NFL career vs. Oakland (10/27) and added one kickoff return for 22 yards and four punt returns for 32 yards (8.0 avg.)
- Finished with 44 receiving yards on two receptions (22.0 avg.) at Tampa Bay (12/21), including a game-long 39-yard reception in the fourth quarter
- Led the team with six receptions and 65 receiving yards (10.8 avg.), including a 21-yard reception vs. Tennessee (12/29). His six receptions tied a single-game career high and his 65 receiving yards established a new single-game career high

- Returned one punt for 11 yards, one kickoff for 13 yards and pulled in one reception for five yards in the win over Buffalo in the Wild Card Round (1/4/20)
- Caught one pass for 17 yards, returned one punt for 11 yards and returned two kickoffs for 47 yards (23.5 avg.) in the Divisional Round at Kansas City (1/12/20)

2018 (Philadelphia 7/1; Houston 7/3, 1/0):

- Recorded 20 receptions for 195 yards (9.8 avg.), returned 16 punts for 146 yards (9.1 avg.) and returned nine kicks for 221 yards (24.6 avg.) in seven regular season games with Houston after being claimed off waivers by the Texans prior to Week 10
- Made his NFL debut and recorded his first career reception for 10 yards vs. Atlanta (9/6)
- Returned one punt for 16 yards and one kickoff for 18 yards in his Texans debut at Washington (11/18)
- Caught two passes for 55 yards (27.5 avg.), including a 50-yard reception, and rushed once for seven yards at the N.Y. Jets (12/15). Returned three punts for 17 yards (5.7 avg.) and one kickoff for 28 yards (28.0 avg.)
- Logged six receptions for 61 yards (10.2 avg.), and returned five kickoffs for 122 yards (24.4 avg.) and one punt for eight yards at Philadelphia (12/23)
- Caught four passes for 33 receiving yards (8.3 avg.) and returned six punts for 56 yards (9.3 avg.), including a 30-yard long, and had three fair catches vs. Jacksonville (12/30)
- Returned one kickoff for 26 yards in the Wild Card Round vs. Indianapolis (1/5/19)

2017 (San Francisco 0/0):

- Participated in the offseason and preseason with the 49ers
- Spent the entirety of the 2017 season on the 49ers practice squad

2016 (New England 0/0):

- Spent the offseason and preseason with the Patriots

2015 (Oakland 0/0; New England 0/0, 0/0):

- Spent the offseason and preseason with the Ravens
- Signed to the Raiders practice squad prior to Week 2
- Spent Weeks 2-12 on the Raiders practice squad
- Signed to the Patriots practice squad and spent the final four weeks of the regular season and both postseason contests on the practice squad

VETERAN BIOS

COLLEGE:

- ✦ Played four seasons (2011-14) at California State University, Sacramento
- ✦ Caught 207 passes for 2,760 yards (13.3 avg.) and 35 touchdowns in 41 career games for the Hornets
- ✦ Returned 18 career kickoffs for 426 yards (23.7 avg.) and 10 punts for 125 yards (12.5 avg.) and one touchdown
- ✦ Earned All-America honors from the Associated Press and the FCS Athletic Directors Association as a senior in 2014
- ✦ Named the only unanimous first-team all-Big Sky selection in 2014
- ✦ Served as team captain as a senior
- ✦ Led the FCS with 99 receptions for 1,321 yards (13.3 avg.) and 17 touchdowns in 2014
- ✦ Earned FCS and Big Sky Player of the Week honors after recording a program-record 16 receptions for 273 yards and four touchdowns vs. Southern Utah (11/8)
- ✦ Scored multiple touchdowns in six games as a senior
- ✦ Tallied 64 receptions for 934 yards (14.6 avg.) and 14 touchdowns as a junior in 2013
- ✦ Earned first-team all-Big Sky honors as a junior

- ✦ Set the program record for touchdown receptions in a single game with five vs. Southern Oregon (9/14)
- ✦ Recorded 32 receptions for 344 yards (10.8 avg.) and four touchdowns in 10 games as a sophomore
- ✦ Led the team with an average of 28.6 yards per kickoff in 2012
- ✦ Played in eight games as a true freshman and caught 12 passes for 161 yards (13.4 avg.) in 2011
- ✦ Returned eight kickoffs for an average of 21.25 yards per return

PERSONAL:

- ✦ Attended Washington High School in Fremont, Calif.
- ✦ Named third-team all-state, first-team all-East Bay and the Mission Valley Athletic League Offensive Player of the Year as a senior in 2010
- ✦ Caught 69 passes for 1,093 yards and 15 touchdowns as a senior
- ✦ Recorded 380 rushing yards and eight touchdowns in 2010
- ✦ Name first-team all-league at wide receiver and defensive back and was a second-team selection as a kick returner
- ✦ Majored in communications studies at Sacramento State

DEANDRE CARTER'S NFL REGULAR SEASON RUSHING/RECEIVING STATISTICS

DATE	TEAM	GP	GS	RECEIVING					RUSHING				
				NO.	YDS	AVG	LG	TD	NO.	YDS.	AVG.	LG	TD
2017	49ers	0	0	0	0	0.0	0	0	0	0	0.0	0	0
2018	Eagles	7	1	2	21	10.5	11	0	0	0	0.0	0	0
2018	Texans	7	3	20	195	9.8	50	0	1	7	7.0	7	0
2018	TOTAL	14	4	22	216	9.8	50	0	1	7	7.0	7	0
2019	Texans	16	3	11	162	14.7	46	0	0	0	0.0	0	0
NFL TOTALS		30	7	33	378	11.5	50	0	1	7	7.0	7	0

DEANDRE CARTER'S NFL POSTSEASON RUSHING/RECEIVING STATISTICS

DATE	TEAM	GP	GS	RECEIVING					RUSHING				
				NO.	YDS	AVG	LG	TD	NO.	YDS.	AVG.	LG	TD
2018	Texans	1	0	0	0	0.0	0	0	0	0	0.0	0	0
2019	Texans	2	1	2	22	11.0	17	0	0	0	0.0	0	0
NFL TOTALS		3	1	2	22	11.0	17	0	0	0	0.0	0	0

DEANDRE CARTER'S NFL REGULAR SEASON RETURN STATISTICS

KICKOFF RETURNS							PUNT RETURNS					
DATE	TEAM	RET.	YDS.	AVG.	LG	TD	NO.	FC	YDS	AVG	LG	TD
2017	49ers	0	0	0.0	0	0	0	0	0	0.0	0	0
2018	Eagles	10	204	20.4	30	0	10	0	103	10.3	42	0
2018	Texans	9	221	24.6	30	0	16	8	146	9.1	30	0
2018	TOTAL	19	425	22.4	30	0	26	8	249	9.6	42	0
2019	Texans	14	308	22.0	31	0	22	18	214	9.7	23	0
NFL TOTALS		33	733	22.2	31	0	48	26	463	9.6	42	0

VETERAN BIOS

DEANDRE CARTER'S NFL POSTSEASON RETURN STATISTICS

DATE	TEAM	RET.	KICKOFF RETURNS				PUNT RETURNS					
			YDS.	AVG.	LG	TD	NO.	FC	YDS	AVG	LG	TD
2018	Texans	1	26	26.0	26	0	0	2	0	0.0	0	0
2019	Texans	3	60	20.0	26	0	2	2	22	11.0	11	0
NFL TOTALS		4	86	21.5	26	0	2	4	22	11.0	11	0

SINGLE-GAME HIGHS: RUSHING/RECEIVING

Rush Attempts 1 at New York Jets, Dec 15, 2018
Rushing Yards 7 at New York Jets, Dec 15, 2018
Longest Runs 7 at New York Jets, Dec 15, 2018
Receptions 6 vs. Tennessee Titans, Dec 29, 2019
 ...2 more at 6.
Receiving Yards 65 vs. Tennessee Titans, Dec 29, 2019
Longest Receptions 50 at New York Jets, Dec 15, 2018
All-purpose yards 191 at Philadelphia Eagles, Dec 23, 2018

Kickoff Returns 5 at Philadelphia Eagles, Dec 23, 2018
Kickoff Return Yards 122 at Philadelphia Eagles, Dec 23, 2018
Longest Kickoff Return 31 at Tennessee Titans, Dec 15, 2019
Fair Catches 3 vs. Jacksonville Jaguars, Dec 30, 2018
Punt Return Yards 56 vs. Jacksonville Jaguars, Dec 30, 2018
Longest Punt Return 42 at Tennessee Titans, Sep 30, 2018
Punt Returns 6 vs. Jacksonville Jaguars, Dec 30, 2018

SINGLE-GAME HIGHS - POSTSEASON: RUSHING/RECEIVING

Receptions 1 at Kansas City Chiefs, Jan 12, 2020
 ...1 more at 1.
Receiving Yards 17 at Kansas City Chiefs, Jan 12, 2020
Longest Receptions 17 at Kansas City Chiefs, Jan 12, 2020
All-purpose yards 75 at Kansas City Chiefs, Jan 12, 2020
Kickoff Returns 2 at Kansas City Chiefs, Jan 12, 2020
Kickoff Return Yards 47 at Kansas City Chiefs, Jan 12, 2020

Longest Kickoff Return 26 at Kansas City Chiefs, Jan 12, 2020
 ...1 more at 26.
Fair Catches 2 vs. Indianapolis Colts, Jan 05, 2019
Punt Return Yards 11 at Kansas City Chiefs, Jan 12, 2020
 ...1 more at 11.
Longest Punt Return 11 at Kansas City Chiefs, Jan 12, 2020
 ...1 more at 11.
Punt Returns 1 at Kansas City Chiefs, Jan 12, 2020
 ...1 more at 1.

2019 GAME-BY-GAME REGULAR SEASON STATISTICS (TEXANS)

W	DATE	OPPONENT	P/S	RECEIVING					RUSHING					W/L	SCORE
				NO	YDS	AVG	LG	TD	NO	YDS	AVG	LG	TD		
01	09/09	at Saints	S	1	-1	-1.0	-1	0	0	0	0.0	0	0	L	28-30
02	09/15	Jaguars	P	0	0	0.0	0	0	0	0	0.0	0	0	W	13-12
03	09/22	at Chargers	P	0	0	0.0	0	0	0	0	0.0	0	0	W	27-20
04	09/29	Panthers	P	0	0	0.0	0	0	0	0	0.0	0	0	L	10-16
05	10/06	Falcons	P	0	0	0.0	0	0	0	0	0.0	0	0	W	53-32
06	10/13	at Chiefs	P	0	0	0.0	0	0	0	0	0.0	0	0	W	31-24
07	10/20	at Colts	P	0	0	0.0	0	0	0	0	0.0	0	0	L	23-30
08	10/27	Raiders	P	1	46	46.0	46	0	0	0	0.0	0	0	W	27-24
09	11/03	at Jaguars	S	1	8	8.0	8	0	0	0	0.0	0	0	W	26-3
11	11/17	at Ravens	P	0	0	0.0	0	0	0	0	0.0	0	0	L	7-41
12	11/21	Colts	P	0	0	0.0	0	0	0	0	0.0	0	0	W	20-17
13	12/01	Patriots	P	0	0	0.0	0	0	0	0	0.0	0	0	W	28-22
14	12/08	Broncos	P	0	0	0.0	0	0	0	0	0.0	0	0	L	24-38
15	12/15	at Titans	P	0	0	0.0	0	0	0	0	0.0	0	0	W	24-21
16	12/21	at Buccaneers	P	2	44	22.0	39	0	0	0	0.0	0	0	W	23-20
17	12/29	Titans	S	6	65	10.8	21	0	0	0	0.0	0	0	L	14-35
2019 TOTALS			16-3	11	162	14.7	46	0	0	0	0.0	0	0	10-6	

VETERAN BIOS

2019 GAME-BY-GAME POSTSEASON STATISTICS (TEXANS)

W	DATE	OPPONENT	P/S	RECEIVING				RUSHING				TD	W/L	SCORE
				NO	YDS	AVG	LG	NO	YDS	AVG	LG			
01	01/04	Bills	S	1	5	5.0	5	0	0	0.0	0	0	W	22-19+
02	01/12	at Chiefs	P	1	17	17.0	17	0	0	0.0	0	0	L	31-51
2019 TOTALS			2-1	2	22	11.0	17	0	0	0.0	0	0	1-1	

+ - Overtime

2019 GAME-BY-GAME REGULAR SEASON STATISTICS (TEXANS)

2019 GAME BY GAME REGULAR SEASON STATISTICS (LEAGUE)																
				KICKOFF RETURNS					PUNT RETURNS							
W	DATE	OPPONENT	P/S	RET	YDS	AVG	LG	TD	NO	FC	YDS	AVG	LG	TD	W/L	SCORE
01	09/09	at Saints	S	1	12	12.0	12	0	0	1	0	0.0	0	0	L	28-30
02	09/15	Jaguars	P	0	0	0.0	0	0	1	1	5	5.0	5	0	W	13-12
03	09/22	at Chargers	P	0	0	0.0	0	0	2	2	34	17.0	23	0	W	27-20
04	09/29	Panthers	P	0	0	0.0	0	0	1	2	18	18.0	18	0	L	10-16
05	10/06	Falcons	P	1	22	22.0	22	0	4	0	22	5.5	11	0	W	53-32
06	10/13	at Chiefs	P	1	20	20.0	20	0	1	0	10	10.0	10	0	W	31-24
07	10/20	at Colts	P	3	63	21.0	28	0	1	2	3	3.0	3	0	L	23-30
08	10/27	Raiders	P	1	22	22.0	22	0	4	1	32	8.0	14	0	W	27-24
09	11/03	at Jaguars	S	1	19	19.0	19	0	0	2	0	0.0	0	0	W	26-3
11	11/17	at Ravens	P	3	70	23.3	28	0	0	0	0	0.0	0	0	L	7-41
12	11/21	Colts	P	0	0	0.0	0	0	2	2	23	11.5	13	0	W	20-17
13	12/01	Patriots	P	0	0	0.0	0	0	2	1	24	12.0	14	0	W	28-22
14	12/08	Broncos	P	1	26	26.0	26	0	1	1	8	8.0	8	0	L	24-38
15	12/15	at Titans	P	2	54	27.0	31	0	0	1	0	0.0	0	0	W	24-21
16	12/21	at Buccaneers	P	0	0	0.0	0	0	1	0	10	10.0	10	0	W	23-20
17	12/29	Titans	S	0	0	0.0	0	0	2	2	25	12.5	13	0	L	14-35
2019 TOTALS			16-3	14	308	22.0	31	0	22	18	214	9.7	23	0	10-6	

2019 GAME-BY-GAME POSTSEASON STATISTICS (TEXANS)

W	DATE	OPPONENT	P/S	KICKOFF RETURNS				PUNT RETURNS				TD	W/L	SCORE
				RET	YDS	AVG	LG	NO	FC	YDS	AVG	LG		
01	01/04	Bills	S	1	13	13.0	13	1	1	11	11.0	11	W	22-19+
02	01/12	at Chiefs	P	2	47	23.5	26	1	1	11	11.0	11	L	31-51
2019 TOTALS			2-1	3	60	20.0	26	0	2	22	11.0	11	0	1-1

+ - Overtime



ANTHONY CHESLEY

CORNERBACK

6-0 | 190 | COASTAL CAROLINA

HOMETOWN: TEMPLE HILLS, MD. | AGE: 24

1ST NFL SEASON | 1ST WITH TEXANS | ACQUIRED: FA-'19

CAREER GP/GS: 0/0

TEAMS: HOU '19-20; CIN '19



43

TRANSACTIONS: Signed by the Cincinnati Bengals as a college free agent on May 10, 2019...Waived by the Bengals on Aug. 31, 2019...Signed to the Bengals practice squad on Sept. 1, 2019...Released from the Bengals practice squad on Oct. 24, 2019...Signed to the Houston Texans practice squad on Oct. 29, 2019...Signed by the Texans on Jan. 13, 2020.

2019 (Cincinnati 0/0; Houston 0/0, 0/0):

- Spent the preseason with the Cincinnati Bengals before being waived and signed to the Bengals practice squad, where he spent Weeks 1-7 before being released
- Signed to the Texans practice squad prior to Week 9, where he spent Weeks 9-17

COLLEGE:

- Played four seasons (2015-18) at Coastal Carolina University in Conway, S.C., where he appeared in 42

games for the Chanticleers and totaled 140 total tackles (105 solo), 0.5 sacks, two interceptions, 25 passes defended, one fumble recovery and a blocked kick

- Notched a 50-yard fumble return for a touchdown on a blocked field goal in his junior season (2017), which was the longest fumble return in program history
- Named to his conference's (Big South/Sun Belt) academic honor roll in every season for his work in the classroom

PERSONAL:

- Attended Gwynn Park High School in Temple Hills, Md.
- As a senior, allowed only two completions against him all season and tallied five interceptions, six pass breakups and four fumble recoveries, earning him Maryland 1A/2A All-State and All-Met honors
- Graduated from Coastal Carolina University with two bachelor's degrees, one in public health and one in recreation and sport management

ANTHONY CHESLEY'S NFL REGULAR SEASON DEFENSIVE STATISTICS

DATE	TEAM	GP	GS	TACKLES								QBH	INTERCEPTIONS					FUMBLES			ST					MISC	
				TK	S	A	TFL	YDS	SK	YDS			NO	YDS	LG	TD	PD	FF	FR	YDS	TK	S	A	FF	FR	S	A
2019	Bengals	0	0	0	0	0	0	0	0.0	0.0	0	0	0	0	0	0	0	0	0	0	0	0	0	0	0	0	0
2019	Texans	0	0	0	0	0	0	0	0.0	0.0	0	0	0	0	0	0	0	0	0	0	0	0	0	0	0	0	0
2019	TOTAL	0	0	0	0	0	0	0	0.0	0.0	0	0	0	0	0	0	0	0	0	0	0	0	0	0	0	0	0
NFL TOTALS		0	0	0	0	0	0	0	0.0	0.0	0	0	0	0	0	0	0	0	0	0	0	0	0	0	0	0	0

ANTHONY CHESLEY'S NFL POSTSEASON DEFENSIVE STATISTICS

DATE	TEAM	GP	GS	TACKLES								QBH	INTERCEPTIONS					FUMBLES			ST					MISC	
				TK	S	A	TFL	YDS	SK	YDS			NO	YDS	LG	TD	PD	FF	FR	YDS	TK	S	A	FF	FR	S	A
2019	Texans	0	0	0	0	0	0	0	0.0	0.0	0	0	0	0	0	0	0	0	0	0	0	0	0	0	0	0	0
NFL TOTALS		0	0	0	0	0	0	0	0.0	0.0	0	0	0	0	0	0	0	0	0	0	0	0	0	0	0	0	0

VETERAN BIOS

2019 GAME-BY-GAME REGULAR SEASON STATISTICS (BENGALS/TEXANS)

				TACKLES								INTERCEPTIONS					FUMBLES			ST					MISC			
W	DATE	OPPONENT	P/S	TK	S	A	SK	YDS	TFL	YDS	QBH	NO	YDS	LG	TD	PD	FF	FR	YDS	TK	S	A	FF	FR	S	A	W/L	SCORE
01	09/08	at Seahawks																									L	20-21
02	09/15	49ers																									L	17-41
03	09/22	at Bills																									L	17-21
04	09/30	at Steelers																									L	3-27
05	10/06	Cardinals																									L	23-26
06	10/13	at Ravens																									L	17-23
07	10/20	Jaguars																									L	17-27
08	10/27	at Rams																									L	10-24
Went from Bengals to Texans .																												
09	11/03	at Jaguars																									W	26-3
11	11/17	at Ravens																									L	7-41
12	11/21	Colts																									W	20-17
13	12/01	Patriots																									W	28-22
14	12/08	Broncos																									L	24-38
15	12/15	at Titans																									W	24-21
16	12/21	at Buccaneers																									W	23-20
17	12/29	Titans																									L	14-35
2019 TOTALS				0	0	0	0.0	0.0	0	0	0	0	0	0	0	0	0	0	0	0	0	0	0	0	0	0	5-11	

2019 GAME-BY-GAME POSTSEASON STATISTICS (TEXANS)

				TACKLES							INTERCEPTIONS					FUMBLES			ST					MISC				
W	DATE	OPPONENT	P/S	TK	S	A	SK	YDS	TFL	YDS	QBH	NO	YDS	LG	TD	PD	FF	FR	YDS	TK	S	A	FF	FR	S	A	W/L	SCORE
01	01/04	Bills		PRACTICE SQUAD																			W	22-19+				
02	01/12	at Chiefs		PRACTICE SQUAD																			L	31-51				
2019 TOTALS				0	0	0	0.0	0.0	0	0	0	0	0	0	0	0	0	0	0	0	0	0	0	0	0	0	1-1	

+ - Overtime



RANDALL COBB

WIDE RECEIVER

5-10 | 195 | KENTUCKY

HOMETOWN: MARYVILLE, TENN. | AGE: 29

10TH NFL SEASON | 1ST WITH TEXANS | ACQUIRED: UFA-'20 (DAL)

2019 GP/GS: 15/6 | CAREER GP/GS (POST): 120/79 (11/10)

TEAMS: GB '11-'18; DAL '19; HOU '20



18

TRANSACTIONS: Selected by the Green Bay Packers in the second round (64th overall) of the 2011 NFL Draft...Signed a contract extension with the Packers on March 9, 2015...Signed by the Dallas Cowboys as an unrestricted free agent on March 21, 2019...Signed with the Houston Texans as an unrestricted free agent on March 21, 2020.

CAREER:

- Has played in 120 games (79 starts) since entering the league in 2011, amassing 6,352 receiving yards, 363 rushing yards, 1,926 kickoff return yards and 866 punt return yards
- Is the only player in the NFL since 2011 to record over 6,000 receiving yards and 1,900-or-more kickoff return yards
- Joins Wes Welker, Steve Smith and Derrick Mason as the fourth player in NFL history to amass 6,000-plus receiving yards, 1,900-plus kickoff return yards and 800-plus punt return yards
- Owns 47 career all-purpose touchdowns (44 receiving, two punt return, one kickoff return)
- Logged 954 receiving yards and 964 kickoff return yards in 2012, becoming the first player in NFL history to post 900-plus yards in each category in the same season
- His 2,342 combined net yards in 2012 led the NFL and established a new single-season Packers record

2019 (Dallas 15/6):

- Played in 15 games (16 starts) in his lone season with Dallas and recorded 55 receptions for 828 yards and three touchdowns. Added 34 punt return yards, 11 kickoff return yards and 11 rushing yards on the season
- Averaged a single-season career-high 15.1 yards per reception, which ranked tied for 11th in the NFL among players with at least 50 receptions
- Notched his first 100-yard receiving performance with the Cowboys and first since Week 1 of 2018 with 106 yards and one touchdown on six receptions (17.7 avg.) vs. Minnesota (11/10)
- Logged his second-consecutive 100-yard performance with a season-high 115 receiving yards and one touchdown on four receptions (28.8 avg.) at Detroit (11/17)

2018 (Green Bay 9/6):

- Played in nine games (six starts) and logged 383 yards and two touchdowns on 38 receptions (10.1 avg.), while

adding 46 yards on seven punt returns (6.6 avg.)

- Established a single-game career high with 142 receiving yards on nine catches (15.8 avg.), including a game-winning 75-yard grab in the season opener against Chicago (9/9)
- Finished second on the team with 43 yards and one touchdown on five catches (8.6 avg.) vs. Atlanta (12/9)

2017 (Green Bay 15/14):

- Played in 15 games (14 starts) and finished second on the team with 66 receptions for 653 yards (9.9 avg.) and four touchdowns. Added nine carries for 17 yards and completed his lone passing attempt for 10 yards
- Led the team with a season-high 85 yards on nine receptions (9.4 avg.) in the season opener vs. Seattle (9/10)
- Logged 58 yards on five catches (11.6 avg.) vs. Detroit (11/6), including a season-long 46-yard reception to make him the only Packer to notch at least one reception of 45-or-more yards in each season since 2013
- Led the Packers receiving corps with seven receptions for 84 yards (12.0 avg.) and a touchdown at Carolina (12/17)

2016 (Green Bay 13/10, 3/3):

- Saw action in 13 games (10 starts) and had 60 catches for 610 yards (10.2) and four touchdowns. Added 33 yards on 10 carries and had four punt returns for 54 yards (13.5 avg.)
- Pulled in 22 receptions for 280 yards (22.7 avg.) on third down, which tied for seventh in the NFL
- Started in all three postseason contests and led the team with 18 receptions for 260 yards (14.4 avg.) and three touchdowns
- Posted nine receptions for a season-high 108 yards (12.0 avg.) vs. the N.Y. Giants (10/9)
- Tied his single-game career high with 11 receptions for 95 yards (8.6 avg.) and a touchdown vs. Chicago (10/20). Added 21 yards on five carries (4.2 avg.)
- Became the sixth player in the NFL since 2000 and the second player in Packers postseason history to record three receiving touchdowns in a playoff game after logging five receptions for 116 yards (23.2 avg.) in the Wild Card Round vs. the N.Y. Giants (1/8/17)

2015 (Green Bay 16/15, 2/2):

- Played in all 16 games (15 starts) and finished second on the team with 829 yards and six touchdowns on 79

catches (10.5 avg.), while rushing for 50 yards on 13 carries (3.8 avg.)

- ✦ Started in both postseason contests and posted three catches for 38 yards (12.7 avg.) and a touchdown
- ✦ Registered season highs in receptions (eight) and receiving yards (116) vs. Seattle (9/20)
- ✦ Finished with seven receptions for 91 yards (13.0 avg.) a single-game career-high three touchdowns vs. Kansas City (9/28)
- ✦ Tied his season-high with a team-best eight catches for 81 yards (10.1 avg.) against Dallas (12/13)
- ✦ Logged three receptions for 38 yards (12.7 avg.) and a touchdown in the Wild Card Round at Washington (1/10/16)

2014 (Green Bay 16/16, 2/2):

- ✦ Started all 16 games and posted career highs in receptions (91), receiving yards (1,287) and touchdowns (12), earning his first career Pro Bowl nod as an injury replacement for Dez Bryant. Logged five 100-yard performances on the season, which tied for the ninth most in the NFL
- ✦ Teamed with Jordy Nelson to become the first wide receiver duo in NFL history to both register 90-plus catches, 1,200-plus yards and 12-plus touchdowns in the same season
- ✦ Started in both postseason contests and led the team with 15 receptions for 178 yards (11.9 avg.) and one touchdown
- ✦ Led the team with 10 receptions for 129 yards (12.9 avg.) vs. Philadelphia (11/16)
- ✦ Posted a career-high 11 catches for a season-high 131 yards (11.9 avg.) at Tampa Bay (12/21)
- ✦ Notched postseason career highs with eight catches for 116 yards (14.5 avg.) against Dallas in the Divisional Round (1/11/15)

2013 (Green Bay 6/4, 1/1):

- ✦ Played in six games (four starts) and finished the season with 433 yards and four touchdowns on 31 receptions (14.0 avg.)
- ✦ Started the season with the first of his two 100-yard performances, logging seven receptions for 108 yards (15.4 avg.) and a touchdown
- ✦ Finished second on the team with a season-high nine receptions for 128 yards (14.2 avg.) and a touchdown
- ✦ Started in the Wild Card Round vs. San Francisco (1/5/14) and pulled in two catches for 51 yards (25.5 avg.)

2012 (Green Bay 15/8, 2/2):

- ✦ Played in 15 games (eight starts) and led the league with a franchise single-season record 2,342 all-purpose yards, topping the previous team mark of 2,250 yards by RB Ahman Green in 2003
- ✦ Became the first NFL player to post 900-or-more receiving yards and 900-or-more kickoff return yards in the same year
- ✦ Led the team in receptions (80) and receiving yards (954) and finished second on the team with eight touchdown receptions. Added 964 yards on 38 kickoff returns (25.4 avg.) along with 292 yards and a touchdown on 31 punt returns (9.4 avg.)
- ✦ Logged a season-high nine catches for 77 yards (8.6 avg.)

and returned a punt 75 yards for a touchdown vs. San Francisco (9/9). Became the first NFL player to score on a return (punt or kickoff) in Week 1 in each of his first two seasons in the league

- ✦ Notched his first career 100-yard receiving game at Houston (10/14), hauling in seven passes for 102 yards (14.6 avg.)
- ✦ Caught eight passes for 89 yards (11.1 avg.) and two scores at St. Louis (10/21), marking his first career multi-touchdown performance

2011 (Green Bay 15/0, 1/0):

- ✦ Played in 15 contests, finishing with 25 receptions for 375 yards (15.0 avg.) and a touchdown.
- ✦ Ranked second in the league in kickoff return average (27.7 avg.), posting 941 yards and a touchdown on 34 kickoff returns. Added 295 yards and a touchdown on 26 punt returns (11.3 avg.)
- ✦ Became the first player in franchise history and the first NFL rookie since the 1970 merger to record a 100-yard kickoff return and an 80-yard punt return in the same season
- ✦ Returned a kickoff 108 yards for a touchdown in his first career game, the season opener vs. New Orleans (9/8). Also pulled in two catches for 35 yards (17.5 avg.) and a touchdown. His 108-yard kickoff return matched the longest return in NFL history at the time, and is still tied for second in the history of the league
- ✦ Posted two receptions for a season-high 75 yards (37.5 avg.) vs. Denver (10/2), including a season-long 61-yard reception

COLLEGE:

- ✦ Played three seasons (2008-10) and saw action in 36 games (33 starts) at the University of Kentucky in Lexington, Ky.
- ✦ Finished his college career with 144 passes for 1,661 yards and 13 touchdowns, while rushing for 1,313 yards and 22 touchdowns on 228 carries
- ✦ Ranks second in school history in total touchdowns with 37 and tied for sixth in scoring with 226 career points
- ✦ As a junior in 2010, finished as the only player in the FBS to rank first or second on his team in receiving, rushing and passing, earning him first-team All-America honors as an all-purpose player and a consensus first-team All-SEC selection
- ✦ Established a new SEC single-season record for all-purpose yards with 2,396, topping the previous mark of 2,310 set by Darren McFadden in 2007
- ✦ Earned his degree in community communications and leadership development

PERSONAL:

- ✦ Attended Alcoa (Tenn.) High School, where he was part of four consecutive state championship-winning teams, serving as the starting quarterback as a junior and senior
- ✦ In his senior season, completed 89-of-139 passes (64.0 percent) for 1,765 yards, 22 touchdowns and only two interceptions, while also rushing for 793 yards and 13 touchdowns on 88 carries
- ✦ Lettered in track all four years and was an all-district selection in basketball as a junior

VETERAN BIOS

RANDALL COBB'S NFL REGULAR SEASON RUSHING/RECEIVING STATISTICS

DATE	TEAM	GP	GS	RECEIVING					RUSHING				
				NO.	YDS	AVG	LG	TD	NO.	YDS.	AVG.	LG	TD
2011	Packers	15	0	25	375	15.0	61	1	2	5	2.5	4	0
2012	Packers	15	8	80	954	11.9	39t	8	10	132	13.2	28	0
2013	Packers	6	4	31	433	14.0	48t	4	4	78	19.5	67	0
2014	Packers	16	16	91	1,287	14.1	70t	12	11	37	3.4	12	0
2015	Packers	16	15	79	829	10.5	53t	6	13	50	3.8	12	0
2016	Packers	13	10	60	610	10.2	47	4	10	33	3.3	14	0
2017	Packers	15	14	66	653	9.9	46	4	9	17	1.9	10	0
2018	Packers	9	6	38	383	10.1	75t	2	0	0	0.0	0	0
2019	Cowboys	15	6	55	828	15.1	59	3	3	11	3.7	7	0
NFL TOTALS		120	79	525	6,352	12.1	75t	44	62	363	5.9	67	0

RANDALL COBB'S NFL POSTSEASON RUSHING/RECEIVING STATISTICS

DATE	TEAM	GP	GS	RECEIVING					RUSHING				
				NO.	YDS	AVG	LG	TD	NO.	YDS.	AVG.	LG	TD
2011	Packers	1	0	3	38	12.7	21	0	0	0	0.0	0	0
2012	Packers	2	2	6	31	5.2	8	0	4	29	7.3	19	0
2013	Packers	1	1	2	51	25.5	26	0	1	1	1.0	1	0
2014	Packers	2	2	15	178	11.9	31	1	2	5	2.5	3	0
2015	Packers	2	2	3	38	12.7	15	1	5	24	4.8	9	0
2016	Packers	3	3	18	260	14.4	42t	3	0	0	0.0	0	0
NFL TOTALS		11	10	47	596	12.7	42t	5	12	59	4.9	19	0

RANDALL COBB'S NFL REGULAR SEASON RETURN STATISTICS

DATE	TEAM	RET.	KICKOFF RETURNS				PUNT RETURNS					
			YDS.	AVG.	LG	TD	NO.	FC	YDS	AVG	LG	TD
2011	Packers	34	941	27.7	108t	1	26	18	295	11.3	80t	1
2012	Packers	38	964	25.4	46	0	31	21	292	9.4	75t	1
2013	Packers	1	10	10.0	10	0	3	5	23	7.7	16	0
2014	Packers	1	0	0.0	0	0	14	9	112	8.0	24	0
2015	Packers	0	0	0.0	0	0	4	4	10	2.5	10	0
2016	Packers	0	0	0.0	0	0	4	4	54	13.5	23	0
2017	Packers	0	0	0.0	0	0	0	0	0	0.0	0	0
2018	Packers	0	0	0.0	0	0	7	6	46	6.6	17	0
2019	Cowboys	2	11	5.5	11	0	4	9	34	8.5	14	0
NFL TOTALS		76	1,926	25.3	108t	1	93	76	866	9.3	80t	2

RANDALL COBB'S NFL POSTSEASON RETURN STATISTICS

DATE	TEAM	RET.	KICKOFF RETURNS				PUNT RETURNS					
			YDS.	AVG.	LG	TD	NO.	FC	YDS	AVG	LG	TD
2011	Packers	2	51	25.5	27	0	1	0	16	16.0	16	0
2012	Packers	4	71	17.8	27	0	5	0	17	3.4	6	0
2013	Packers	4	87	21.8	23	0	0	0	0	0.0	0	0
2014	Packers	2	28	14.0	23	0	0	0	0	0.0	0	0
2015	Packers	0	0	0.0	0	0	0	0	0	0.0	0	0
2016	Packers	0	0	0.0	0	0	0	2	0	0.0	0	0
NFL TOTALS		12	237	19.8	27	0	6	2	33	5.5	16	0

VETERAN BIOS

SINGLE-GAME HIGHS: RUSHING/RECEIVING

Rush Attempts	5 vs. Chicago Bears, Oct 20, 2016
Rushing Yards	72 vs. Detroit Lions, Oct 06, 2013
Longest Runs	67 vs. Detroit Lions, Oct 06, 2013
Receptions	11 vs. Chicago Bears, Oct 20, 2016 ...1 more at 11.
Receiving Yards	142 vs. Chicago Bears, Sep 09, 2018
Longest Receptions	75t vs. Chicago Bears, Sep 09, 2018
Receiving TDs	3 vs. Kansas City Chiefs, Sep 28, 2015
All-purpose yards	230 vs. San Francisco 49ers, Sep 09, 2012
Kickoff Returns	6 at New York Giants, Nov 25, 2012
Kickoff Return Yards	156 at New York Giants, Nov 25, 2012

Longest Kickoff Return	108t vs. New Orleans Saints, Sep 08, 2011
Kickoff Return TDs	1 vs. New Orleans Saints, Sep 08, 2011
Fair Catches	3 vs. Chicago Bears, Sep 09, 2018 ...3 more at 3.
Punt Return Yards	80 vs. San Francisco 49ers, Sep 09, 2012 ...1 more at 80.
Longest Punt Return	80t vs. Minnesota Vikings, Nov 14, 2011
Punt Returns	5 at Chicago Bears, Sep 25, 2011
Punt Return TDs	1 vs. San Francisco 49ers, Sep 09, 2012 ...1 more at 1.
Special Teams Tackles	1 vs. Minnesota Vikings, Nov 14, 2011
Miscellaneous Tackles	2 at Cincinnati Bengals, Sep 22, 2013
Most TDs	3 vs. Kansas City Chiefs, Sep 28, 2015

SINGLE-GAME HIGHS - POSTSEASON: RUSHING/RECEIVING

Rush Attempts	5 at Washington Redskins, Jan 10, 2016
Rushing Yards	24 at Washington Redskins, Jan 10, 2016
Longest Runs	19 at San Francisco 49ers, Jan 12, 2013
Receptions	8 vs. Dallas Cowboys, Jan 11, 2015
Receiving Yards	116 vs. New York Giants, Jan 08, 2017 ...1 more at 116.
Longest Receptions	42t vs. New York Giants, Jan 08, 2017
Receiving TDs	3 vs. New York Giants, Jan 08, 2017
All-purpose yards	146 vs. Dallas Cowboys, Jan 11, 2015
Kickoff Returns	4 vs. San Francisco 49ers, Jan 05, 2014 ...1 more at 4.

Kickoff Return Yards	87 vs. San Francisco 49ers, Jan 05, 2014
Longest Kickoff Return	27 at San Francisco 49ers, Jan 12, 2013 ...1 more at 27.
Fair Catches	1 at Atlanta Falcons, Jan 22, 2017 ...1 more at 1.
Punt Return Yards	17 vs. Minnesota Vikings, Jan 05, 2013
Longest Punt Return	16 vs. New York Giants, Jan 15, 2012
Punt Returns	4 vs. Minnesota Vikings, Jan 05, 2013
Miscellaneous Tackles	1 at Seattle Seahawks, Jan 18, 2015
Most TDs	3 vs. New York Giants, Jan 08, 2017

100-YARD RECEIVING GAMES (15): REGULAR SEASON

DATE	TEAM	NO.	YDS.	AVG.	LG	TD
10/14/12	at Texans	7	102	14.6	24	0
12/09/12	LIONS	7	102	14.6	38	0
12/16/12	at Bears	6	115	19.2	31	0
09/08/13	at 49ers	7	108	15.4	38	1
09/15/13	WASHINGTON	9	128	14.2	35t	1
09/28/14	at Bears	7	113	16.1	46	2
10/19/14	PANTHERS	6	121	20.2	47	1
10/26/14	at Saints	5	126	25.2	70t	1
11/16/14	EAGLES	10	129	12.9	22	0
12/21/14	at Buccaneers	11	131	11.9	30	0
09/20/15	SEAHAWKS	8	116	14.5	25	0
10/09/16	GIANTS	9	108	12.0	21	0
09/09/18	BEARS	9	142	15.8	75t	1
11/10/19	VIKINGS	6	106	17.7	24	1
11/17/19	at Lions	4	115	28.8	49	1

100-YARD RECEIVING GAMES (2): POSTSEASON

DATE	TEAM	NO.	YDS.	AVG.	LG	TD
01/11/15	COWBOYS	8	116	14.5	31	0
01/08/17	GIANTS	5	116	23.2	42t	3

VETERAN BIOS

2019 GAME-BY-GAME REGULAR SEASON STATISTICS (COWBOYS)

W	DATE	OPPONENT	P/S	RECEIVING				RUSHING				TD	W/L	SCORE
				NO	YDS	AVG	LG	NO	YDS	AVG	LG			
01	09/08	Giants	P	4	69	17.3	25	1	0	0.0	0	0	W	35-17
02	09/15	at Washington	P	5	24	4.8	9	0	2	11	5.5	7	W	31-21
03	09/22	Dolphins	P	2	23	11.5	20	0	0	0.0	0	0	W	31-6
04	09/29	at Saints	S	3	41	13.7	32	0	0	0.0	0	0	L	10-12
05	10/06	Packers	S	3	53	17.7	25	0	0	0.0	0	0	L	24-34
06	10/13	at Jets						INACTIVE					L	22-24
07	10/20	Eagles	S	2	29	14.5	15	0	0	0.0	0	0	W	37-10
09	11/04	at Giants	P	6	35	5.8	10	0	1	0	0.0	0	W	37-18
10	11/10	Vikings	P	6	106	17.7	24	1	0	0	0.0	0	L	24-28
11	11/17	at Lions	S	4	115	28.8	49	1	0	0	0.0	0	W	35-27
12	11/24	at Patriots	P	4	86	21.5	59	0	0	0.0	0	0	L	9-13
13	11/28	Bills	P	3	53	17.7	23	0	0	0.0	0	0	L	15-26
14	12/05	at Bears	S	2	43	21.5	35	0	0	0.0	0	0	L	24-31
15	12/15	Rams	P	1	-3	-3.0	-3	0	0	0.0	0	0	W	44-21
16	12/22	at Eagles	P	5	73	14.6	21	0	0	0.0	0	0	L	9-17
17	12/29	Washington	S	5	81	16.2	32	0	0	0.0	0	0	W	47-16
2019 TOTALS			15-6	55	828	15.1	59	3	3	11	3.7	7	0	8-8



DYLAN COLE

INSIDE LINEBACKER

6-0 | 237 | MISSOURI STATE

HOMETOWN: SPRINGFIELD, MO. | AGE: 26

4TH NFL SEASON | 4TH WITH TEXANS | ACQUIRED: CFA-'17

2019 GP/GS: 11/0 | CAREER GP/GS (POST): 31/1 (1/0)

TEAMS: HOU '17-'20



51

TRANSACTIONS: Signed by the Houston Texans as a college free agent on May 12, 2017...Tendered a qualifying offer by the Texans on March 12, 2020.

2019 (Houston 11/0, 0/0):

- ✦ Played in 11 games before being placed on the Reserve/Injured list on Nov. 23
- ✦ Finished the season with eight total tackles (six solo), one pass defended and one fumble recovery on defense and finished third on the team with eight special teams tackles
- ✦ Played in the season opener at New Orleans (9/9) and notched one tackle on defense and one tackle on special teams
- ✦ Recorded one special teams tackle in the win vs. Jacksonville (9/15)
- ✦ Notched one special teams tackle in the Week 3 win over the L.A. Chargers (9/22)
- ✦ Registered two total tackles (one solo) on defense and one special teams tackle vs. Carolina (9/29)
- ✦ Recorded one tackle on defense and two on special teams in the win at Kansas City (10/13)
- ✦ Notched one pass defended and added one special teams tackle in the Week 8 win over Oakland (10/27)
- ✦ Tallied two total tackles on defense (two solo) and one special teams tackle in the win over Jacksonville in London (11/3). Notched his first career fumble recovery on the last play of the game, recovering a fumble by Jaguars QB Gardner Minshew II forced by OLB Brennan Scarlett
- ✦ Registered two total tackles (two solo) at Baltimore (11/17)

2018 (Houston 8/0, 1/0):

- ✦ Finished with 13 total tackles (13 solo), one tackle for loss and three passes defended in eight regular season games
- ✦ Tallied five solo tackles and one pass defended at New England (9/9)
- ✦ Notched three solo tackles at Tennessee (9/16)
- ✦ Placed on the Reserve/Injured list on Sept. 25
- ✦ Activated off the Reserve/Injured list on Nov. 27
- ✦ Totaled two total tackles (two solo) at the N.Y. Jets (12/15)
- ✦ Recorded one pass defended at Philadelphia (12/23)
- ✦ Compiled one total tackle (one solo), one tackle for loss and one pass defended vs. Jacksonville (12/30)
- ✦ Tallied four total tackles (two solo) in the Wild Card Round vs. Indianapolis (1/5)

2017 (Houston 13/1):

- ✦ Recorded 25 total tackles (10 solo), four tackles for loss, three passes defended, two interceptions, two quarterback hits and 1.0 sack in 12 games as a rookie
- ✦ Became the first rookie to record an interception for a touchdown in franchise history and first Texans player with a pick-six since CB Kareem Jackson in Week 10 of 2016
- ✦ Was also the only college free agent in the NFL with a pick-six in 2017 and the first rookie college free agent linebacker with an interception returned for a touchdown since Chase Blackburn did it for the Giants in Week 16 of the 2005 season
- ✦ Made his NFL debut and recorded one quarterback hit vs. Jacksonville (9/10)
- ✦ Received extensive action at inside linebacker and notched his first three career tackles at Cincinnati (9/14)
- ✦ Became the first rookie in NFL history to record at least five total tackles, one sack and one interception returned for a touchdown vs. Tennessee (10/1)
- ✦ Started his first career game and totaled five tackles and one tackle for loss vs. Kansas City (10/8)
- ✦ Registered one tackle for loss and recorded his second interception of the season vs. Cleveland (10/15)
- ✦ Returned to action and produced a defensive and special teams tackle at Baltimore (11/27)
- ✦ Finished with one solo tackle and one special teams tackle at Jacksonville (12/17)
- ✦ Tied a career best with five total tackles and notched his third pass defended of the season vs. Pittsburgh (12/25)
- ✦ Recorded three total tackles and one tackle for loss at Indianapolis (12/31)

COLLEGE:

- ✦ Played four seasons (2013-16) at Missouri State University in Springfield, Mo. after redshirting the 2012 campaign
- ✦ Finished his Bears career with 457 tackles (third-most in MSU history), 40.5 tackles for loss, 21 passes defended, 5.0 sacks, five interceptions and three forced fumble and two fumble recoveries in 46 career games (all starts)
- ✦ Racked up 22 double-figure tackle games, including 15 in a row to end his career
- ✦ Credited with 142 total tackles, 8.0 tackles for loss, six passes defended, three forced fumbles and two interceptions in 11 games as a senior in 2016
- ✦ Earned NCAA Division I FCS Consensus All-America honors as one of the nation's top linebackers his senior year

VETERAN BIOS

- ✦ Led all FCS players in total tackles per game (12.9) and was second nationally in solo tackles per game (7.7)
- ✦ Finalist for Buck Buchanan Award as top defensive player in DI FCS football (finished third) First-team All-America selection by Associated Press, AFCA, Walter Camp Football Foundation, STATS Inc., HERO Sports, and FCS ADA
- ✦ Earned All-MVFC First-Team honors and led the conference with 152 total tackles as a junior in 2015
- ✦ Started all 12 games as a sophomore in 2014 and earned All-MVFC honorable mention honors
- ✦ Started all 12 games at Sam linebacker as a redshirt freshman in 2013
- ✦ Was MSU's only freshman player on the MVFC All-Newcomer Team

- ✦ Redshirted the 2012 season and earned MSU Defensive Scout Team Player of the Year by the coaches

PERSONAL:

- ✦ Attended Logan-Rogersville (Mo.) High School
- ✦ A Missouri Class 3 consensus all-state running back after compiling 2,002 rushing yards on 225 carries for 33 touchdowns for the state champions in 2011
- ✦ Registered 102 total tackles, seven for loss and a pair of interceptions as a senior at linebacker
- ✦ Named MHSFCA Offensive Player of the Year in 2011 as well as Central Ozarks Co-Offensive Player of the Year and SWMFCA Offensive Player of the Year
- ✦ Son of Tacoma Bailey and Traci Cole of Rogersville, Mo.
- ✦ Has three siblings: Devon, Daelyn and Danae

DYLAN COLE'S NFL REGULAR SEASON DEFENSIVE STATISTICS

DATE	TEAM	GP	GS	TACKLES							INTERCEPTIONS					FUMBLES			ST				MISC			
				TK	S	A	TFL	YDS	SK	YDS	QBH	NO	YDS	LG	TD	PD	FF	FR	YDS	TK	S	A	FF	FR	S	A
2017	Texans	12	1	25	10	15	4	6	1.0	1.0	2	2	28	25t	1	3	0	0	0	7	6	1	0	0	0	0
2018	Texans	8	0	13	13	0	1	8	0.0	0.0	0	0	0	0	0	3	0	0	0	0	0	0	0	0	0	0
2019	Texans	11	0	8	6	2	0	0	0.0	0.0	0	0	0	0	0	1	0	1	27	8	7	1	0	0	0	0
NFL TOTALS		31	1	46	29	17	5	14	1.0	1.0	2	2	28	25t	1	7	0	1	27	15	13	2	0	0	0	0

SINGLE-GAME HIGHS: DEFENSIVE

Total Tackles	5 at New England Patriots, Sep 09, 2018 ...3 more at 5.	Tackles For Loss	1 vs. Jacksonville Jaguars, Dec 30, 2018 ...4 more at 1.
Sacks	1.0 vs. Tennessee Titans, Oct 01, 2017	Interceptions	1 vs. Cleveland Browns, Oct 15, 2017 ...1 more at 1.
Passes Defensed	1 vs. Oakland Raiders, Oct 27, 2019 ...6 more at 1.	Interception Return Yards	25 vs. Tennessee Titans, Oct 01, 2017
Fumble Recoveries	1 at Jacksonville Jaguars, Nov 03, 2019	Special Teams Tackles	2 at Kansas City Chiefs, Oct 13, 2019 ...1 more at 2.

2019 GAME-BY-GAME REGULAR SEASON STATISTICS (TEXANS)

				2019 SEASON																											
W	DATE	OPPONENT	P/S	TACKLES								INTERCEPTIONS					FUMBLES				ST					MISC				W/L	SCORE
				TK	S	A	SK	YDS	TFL	YDS	QBH	NO	YDS	LG	TD	PD	FF	FR	YDS	TK	S	A	FF	FR	S	A					
01	09/09	at Saints	P	1	0	1	0.0	0.0	0	0	0	0	0	0	0	0	0	0	0	1	1	0	0	0	0	L	28-30				
02	09/15	Jaguars	P	0	0	0	0.0	0.0	0	0	0	0	0	0	0	0	0	0	1	1	0	0	0	0	W	13-12					
03	09/22	at Chargers	P	0	0	0	0.0	0.0	0	0	0	0	0	0	0	0	0	0	1	1	0	0	0	0	W	27-20					
04	09/29	Panthers	P	2	1	1	0.0	0.0	0	0	0	0	0	0	0	0	0	0	1	1	0	0	0	0	L	10-16					
05	10/06	Falcons	P	0	0	0	0.0	0.0	0	0	0	0	0	0	0	0	0	0	0	0	0	0	0	0	W	53-32					
06	10/13	at Chiefs	P	1	1	0	0.0	0.0	0	0	0	0	0	0	0	0	0	0	2	1	1	0	0	0	W	31-24					
07	10/20	at Colts	P	0	0	0	0.0	0.0	0	0	0	0	0	0	0	0	0	0	0	0	0	0	0	0	L	23-30					
08	10/27	Raiders	P	0	0	0	0.0	0.0	0	0	0	0	0	0	1	0	0	0	1	1	0	0	0	0	W	27-24					
09	11/03	at Jaguars	P	2	2	0	0.0	0.0	0	0	0	0	0	0	0	0	1	27	1	1	0	0	0	0	W	26-3					
11	11/17	at Ravens	P	2	2	0	0.0	0.0	0	0	0	0	0	0	0	0	0	0	0	0	0	0	0	0	L	7-41					
12	11/21	Colts	P	0	0	0	0.0	0.0	0	0	0	0	0	0	0	0	0	0	0	0	0	0	0	0	W	20-17					
13	12/01	Patriots		RESERVE/INJURED																					W	28-22					
14	12/08	Broncos		RESERVE/INJURED																					L	24-38					
15	12/15	at Titans		RESERVE/INJURED																					W	24-21					
16	12/21	at Buccaneers		RESERVE/INJURED																					W	23-20					
17	12/29	Titans		RESERVE/INJURED																					L	14-35					
2019 TOTALS			11-0	8	6	2	0.0	0.0	0	0	0	0	0	0	0	1	0	1	27	8	7	1	0	0	0	10-6					

VETERAN BIOS

2019 GAME-BY-GAME POSTSEASON STATISTICS (TEXANS)

W	DATE	OPPONENT	P/S	TACKLES								INTERCEPTIONS					FUMBLES			ST					MISC		W/L	SCORE
				TK	S	A	SK	YDS	TFL	YDS	QBH	NO	YDS	LG	TD	PD	FF	FR	YDS	TK	S	A	FF	FR	S	A		
01	01/04	Bills																									W	22-19+
02	01/12	at Chiefs																									L	31-51
2019 TOTALS				0	0	0	0.0	0.0	0	0	0	0	0	0	0	0	0	0	0	0	0	0	0	0	0	0	1-1	

+ - Overtime



GAREON CONLEY

CORNERBACK

6-0 | 190 | OHIO STATE

HOMETOWN: MASSILLON, OHIO | AGE: 25

4TH NFL SEASON | 2ND WITH TEXANS | ACQUIRED: T-'19 (OAK)

2019 GP/GS (POST): 14/12 (2/2) | CAREER GP/GS (POST): 31/26 (2/2)

TEAMS: OAK '17-'19; HOU '19-'20



22

TRANSACTIONS: Selected by the Oakland Raiders in the first round (24th overall) of the 2017 NFL Draft...Traded to the Houston Texans on Oct. 22, 2019.

2019 (Oakland 6/6; Houston 8/6, 2/2):

- Started in all six games to start the season with the Raiders before being traded to the Houston Texans prior to Week 8 where he played in all of the final eight games of the regular season (six starts) and started in both postseason contests
- Finished the season with 50 total tackles (36 solo), one interception and 13 passes defended
- As a member of the Raiders in Week 5, notched his first interception of the season and fourth of his career vs. Chicago (10/6). Added two solo tackles and one pass defended in the game
- Started in his Texans debut vs. Oakland (10/27) and recorded four total tackles (one solo) and two passes defended
- Led the team with a single-game career-high eight total tackles (eight solo) in the win over Jacksonville at Wembley Stadium in London (11/3) and added three passes defended. Notched multiple passes defended in consecutive games for the first time in his career
- Posted two solo tackles and two passes defended at Tampa Bay (12/21), marking his seventh career game with multiple passes defended
- Totaled five tackles (four solo) and led the team with two passes defended vs. Tennessee (12/29)
- Notched his first career postseason start in the Wild Card Round vs. Buffalo (1/4/20) and recorded six total tackles (five solo) and three passes defended. Became the fourth player in franchise history to post three-or-more passes defended in a postseason game, joining Johnathan Joseph (2011 and 2016), Glover Quin (2012), and A.J. Bouye (2016)
- Started in the Divisional Round at Kansas City (1/12/20) and finished second on the team with five total tackles (five solo), 1.0 sack and a tackle for loss

2018 (Oakland 15/14):

- Played in 15 games (14 starts) in his second season with the Raiders and finished the season with a career-high 37 total tackles (24 solo), three interceptions, including one returned for a touchdown, and 15 passes defended
- His 15 passes defended led the team, ranked fifth in the

NFL in 2018 and tied for the eighth-most in a single season in franchise history

- His three interceptions tied for the team high in 2018 and tied for sixth among cornerbacks in the NFL
- Recorded his first career interception vs. Cleveland (9/30) in just his sixth career game and returned it for his first career touchdown, intercepting a pass from Browns QB Baker Mayfield in the first quarter and returned it 36 yards for the score. His pick-six was the first by the Raiders since 2016
- Posted his second interception of the season at Arizona (11/18), picking off Cardinals QB Josh Rosen on the second play from scrimmage and returning it 28 yards, leading to a Raiders touchdown on the ensuing drive
- Finished with three total tackles (two solo), two passes defended and notched his third interception of the season at Kansas City (12/30), picking off Chiefs QB Patrick Mahomes at the Oakland three-yard line in the second quarter

2017 (Oakland 2/0):

- Appeared in two games as a rookie, tallying seven total tackles (five solo) and one pass defended before being placed on the Reserve/Injured list on Nov. 13

COLLEGE:

- Played three seasons 2014-16 at Ohio State University in Columbus, Ohio and appeared in 42 games (27 starts) for the Buckeyes
- Amassed 91 total tackles (66 solo), six interceptions, 15 passes defended and 0.5 sack over his collegiate career
- As a junior in 2016, served as a team captain and recorded four interceptions, which tied for the second most in the Big Ten, earning him All-Big Ten Second Team honors
- Played in all 15 games as part of the 2014 College Football Playoff National Championship team

PERSONAL:

- Attended Washington High School in Massillon, Ohio, where he played on both sides of the ball as a wide receiver and a defensive back
- As a senior, averaged 21.9 yards per catch with 16 touchdowns on offense, while posting one interception, 13 passes defended and 25 tackles on defense
- Ranked the number one player in the state of Ohio (ESPN 150) and the 43rd-ranked player nationally
- Named a Division I All-State selection as a senior

VETERAN BIOS

GAREON CONLEY'S NFL REGULAR SEASON DEFENSIVE STATISTICS

DATE	TEAM	GP	GS	TACKLES								INTERCEPTIONS						FUMBLES			ST						MISC	
				TK	S	A	TFL	YDS	SK	YDS	QBH	NO	YDS	LG	TD	PD	FF	FR	YDS	TK	S	A	FF	FR	S	A		
2017	Raiders	2	0	7	5	2	0	0	0.0	0.0	0	0	0	0	0	1	0	0	0	0	0	0	0	0	0	0	0	0
2018	Raiders	15	14	37	24	13	0	0	0.0	0.0	0	3	64	36t	1	15	0	0	0	0	0	0	0	0	0	0	0	0
2019	Raiders	6	6	23	16	7	0	0	0.0	0.0	0	1	3	3	0	2	0	0	0	0	0	0	0	0	0	0	0	0
2019	Texans	8	6	27	20	7	0	0	0.0	0.0	0	0	0	0	0	11	0	0	0	0	0	0	0	0	0	0	0	0
2019	TOTAL	14	12	50	36	14	0	0	0.0	0.0	0	1	3	3	0	13	0	0	0	0	0	0	0	0	0	0	0	0
NFL TOTALS		31	26	94	65	29	0	0	0.0	0.0	0	4	67	36t	1	29	0	0	0	0	0	0	0	0	0	0	0	0

GAREON CONLEY'S NFL POSTSEASON DEFENSIVE STATISTICS

DATE	TEAM	GP	GS	TACKLES								INTERCEPTIONS						FUMBLES			ST						MISC	
				TK	S	A	TFL	YDS	SK	YDS	QBH	NO	YDS	LG	TD	PD	FF	FR	YDS	TK	S	A	FF	FR	S	A		
2019	Texans	2	2	11	10	1	1	5	1.0	5.0	0	0	0	0	0	3	0	0	0	0	0	0	0	0	0	0	0	0
NFL TOTALS		2	2	11	10	1	1	5	1.0	5.0	0	0	0	0	0	3	0	0	0	0	0	0	0	0	0	0	0	0

SINGLE-GAME HIGHS: DEFENSIVE

Total Tackles 8 at Jacksonville Jaguars, Nov 03, 2019

Interceptions

1 vs. Chicago Bears, Oct 06, 2019

Passes Defensed 4 at Denver Broncos, Sep 16, 2018

...3 more at 1.

Interception Return Yards

36 vs. Cleveland Browns, Sep 30, 2018

SINGLE-GAME HIGHS - POSTSEASON: DEFENSIVE

Total Tackles 6 vs. Buffalo Bills, Jan 04, 2020

Passes Defensed

3 vs. Buffalo Bills, Jan 04, 2020

Sacks 1.0 at Kansas City Chiefs, Jan 12, 2020

Tackles For Loss

1 at Kansas City Chiefs, Jan 12, 2020

2019 GAME-BY-GAME REGULAR SEASON STATISTICS (RAIDERS/TEXANS)

				TACKLES								INTERCEPTIONS					FUMBLES				ST				MISC						
W	DATE	OPPONENT	P/S	TK	S	A	SK	YDS	TFL	YDS	QBH	NO	YDS	LG	TD	PD	FF	FR	YDS	TK	S	A	FF	FR	S	A	W/L	SCORE			
01	09/09	Broncos	S	4	2	2	0.0	0.0	0	0	0	0	0	0	0	0	0	0	0	0	0	0	0	0	0	0	W	24-16			
02	09/15	Chiefs	S	3	3	0	0.0	0.0	0	0	0	0	0	0	0	0	0	0	0	0	0	0	0	0	0	0	L	10-28			
03	09/22	at Vikings	S	3	2	1	0.0	0.0	0	0	0	0	0	0	0	0	0	0	0	0	0	0	0	0	0	0	L	14-34			
04	09/29	at Colts	S	5	4	1	0.0	0.0	0	0	0	0	0	0	0	1	0	0	0	0	0	0	0	0	0	0	W	31-24			
05	10/06	Bears	S	2	2	0	0.0	0.0	0	0	0	1	3	3	0	1	0	0	0	0	0	0	0	0	0	0	W	24-21			
07	10/20	at Packers	S	6	3	3	0.0	0.0	0	0	0	0	0	0	0	0	0	0	0	0	0	0	0	0	0	0	L	24-42			
Went from Raiders to Texans.																															
08	10/27	Raiders	S	4	1	3	0.0	0.0	0	0	0	0	0	0	0	2	0	0	0	0	0	0	0	0	0	0	W	27-24			
09	11/03	at Jaguars	S	8	8	0	0.0	0.0	0	0	0	0	0	0	0	3	0	0	0	0	0	0	0	0	0	0	W	26-3			
11	11/17	at Ravens	S	0	0	0	0.0	0.0	0	0	0	0	0	0	0	1	0	0	0	0	0	0	0	0	0	0	L	7-41			
12	11/21	Colts	S	2	1	1	0.0	0.0	0	0	0	0	0	0	0	0	0	0	0	0	0	0	0	0	0	0	W	20-17			
13	12/01	Patriots		INACTIVE																										W	28-22
14	12/08	Broncos	P	5	3	2	0.0	0.0	0	0	0	0	0	0	0	0	0	0	0	0	0	0	0	0	0	0	L	24-38			
15	12/15	at Titans	P	1	1	0	0.0	0.0	0	0	0	0	0	0	0	1	0	0	0	0	0	0	0	0	0	0	W	24-21			
16	12/21	at Buccaneers	S	2	2	0	0.0	0.0	0	0	0	0	0	0	0	2	0	0	0	0	0	0	0	0	0	0	W	23-20			
17	12/29	Titans	S	5	4	1	0.0	0.0	0	0	0	0	0	0	0	2	0	0	0	0	0	0	0	0	0	0	L	14-35			
2019 TOTALS			14-12	50	36	14	0.0	0.0	0	0	0	1	3	3	0	13	0	0	0	0	0	0	0	0	0	0	9-6				

2019 GAME-BY-GAME POSTSEASON STATISTICS (TEXANS)

			TACKLES								INTERCEPTIONS						FUMBLES			ST						MISC			
W	DATE	OPPONENT	P/S	TK	S	A	SK	YDS	TFL	YDS	QBH	NO	YDS	LG	TD	PD	FF	FR	YDS	TK	S	A	FF	FR	S	A	W/L	SCORE	
01	01/04	Bills	S	6	5	1	0.0	0.0	0	0	0	0	0	0	0	3	0	0	0	0	0	0	0	0	0	0	W	22-19+	
02	01/12	at Chiefs	S	5	5	0	1.0	5.0	1	5	0	0	0	0	0	0	0	0	0	0	0	0	0	0	0	0	L	31-51	
2019 TOTALS			2-2	11	10	1	1.0	5.0	1	5	0	0	0	0	0	3	0	0	0	0	0	0	0	0	0	0	1-1		

+ - Overtime



BRANDIN COOKS

WIDE RECEIVER

5-10 | 183 | OREGON STATE

HOMETOWN: STOCKTON, CALIF. | AGE: 26

7TH NFL SEASON | 1ST WITH TEXANS | ACQUIRED: T-'20 (LAR)

2019 GP/GS: 14/14 | CAREER GP/GS (POST): 88/76 (6/6)

TEAMS: NO '14-16; NE '17; LAR '18-19; HOU '20



13

TRANSACTIONS: Selected by the New Orleans Saints in the first round (20th overall) of the 2014 NFL Draft...Traded to the New England Patriots on March 10, 2017...Traded to the Los Angeles Rams on April 5, 2018...Traded to the Houston Texans on April 10, 2020.

CAREER:

- Seventh-year receiver who has played in 88 career games (76 starts) with the Saints, Patriots and Rams, totaling 5,730 receiving yards and 34 touchdowns on 402 catches (14.3 avg.). Also owns 281 rushing yards and two rushing touchdowns on 46 carries (6.1 avg.)
- Started all six postseason contests in his career, including back-to-back Super Bowl appearances (LII, LIII). Led the Rams in Super Bowl LIII with 120 receiving yards
- One of only four players in NFL history to record at least three seasons of 1,000-plus receiving yards and seven touchdowns before turning 25 (Randy Moss, John Jefferson and Odell Beckham Jr.)
- Became the first player in NFL history to record three consecutive 1,000-yard seasons on three different teams (New Orleans, New England, L.A. Rams)
- Owens a 14.3 yards-per-reception average since entering the league in 2014, which is the fourth-highest mark in the NFL over that span (min. 400 receptions)
- Ranks seventh in the NFL in receptions of 25-or-more yards since entering the league in 2014 with 58, including eight in 2018 and two in 2019
- One of 10 players in the NFL to average at least 10.0 yards per reception in each season since 2014 (min 40 receptions)

2019 (L.A. Rams 14/14):

- Played in 14 games (14 starts) and finished the season with 42 receptions for 583 yards (13.9 avg.) and two touchdowns. Added six carries for 52 yards (8.7 avg.)
- Notched a season-long 57-yard reception on the opening drive vs. New Orleans (9/15) and finished with 74 yards and one touchdown on three receptions (24.7 avg.)
- Logged his first 100-yard performance of the season at Cleveland (9/22) with a season-high 112 yards on 8 catches (14.0 avg.) with one touchdown

2018 (L.A. Rams 16/16, 3/3):

- Started all 16 games in his first season with the Rams and finished with a career-best 1,204 receiving yards – his fourth-consecutive season with 1,000-plus receiving yards

- Recorded five receiving touchdowns on the season and added 68 yards and one touchdown on 10 carries (6.8 avg.)
- Logged five games of 100-or-more receiving yards, including three-consecutive 100-yard performances from Weeks 9-11, which is tied for the sixth-longest streak in franchise history
- Led the team in receptions (seven) and receiving yards (159) vs. Arizona (9/16)
- Registered a team-best 114 yards receiving on six receptions (19.0 avg.) at New Orleans (11/4), his third 100-yard performance of the season

2017 (New England 16/15, 3/3):

- Played in all 16 games (15 starts) and totaled 65 receptions for 1,082 yards (16.6 avg.) and seven touchdowns. Added 40-yards rushing on nine attempts (4.4 avg.)
- His single-season career-high average of 16.6 yards per reception ranked fourth in the NFL among receivers with at least 50 receptions
- Started in all three postseason contests including Super Bowl LII and registered 10 receptions for 155 yards (15.5 avg.)
- Joined WR Antonio Brown as the only wide receivers with at least 1,000 receiving yards and seven touchdowns in each season from 2015-17
- Led the team in receiving with 131 yards and two touchdowns on five catches (26.2 avg.) vs. Houston (9/24)
- Registered six catches for a season-high 149 yards (24.8 avg.) and a touchdown against Oakland in Mexico City (11/19)
- Led the team in receiving vs. Miami (11/26) with 83 yards on six receptions (13.8 avg.), including a five-yard touchdown
- Tallied six catches for 100 yards (16.7 avg.) in the AFC Championship Game vs. Jacksonville (1/21/18)

2016 (New Orleans 16/12):

- Appeared in all 16 games (12 starts) and recorded 78 catches for 1,173 yards (15.0 avg.) and eight touchdown receptions, notching his second-consecutive season of at least 1,000 yards. Added six rushing attempts for 30 yards (5.0 avg.) and fielded one punt return for two yards
- Caught six passes for 143 yards (23.8 avg.) and two touchdowns vs. Oakland (9/11), including a career-long 98-yard touchdown grab

VETERAN BIOS

- ✦ Pulled in seven passes for a season-high 173 yards (24.7 avg.) and one touchdown vs. Carolina (10/16), including an 87-yard touchdown grab. Became the first player in NFL history to have two touchdown receptions of 85-plus yards in his team's first five games
- ✦ Notched a career-high 186 receiving yards and added two touchdowns on seven receptions (26.6 avg.) at Arizona (12/8)

2015 (New Orleans 16/12):

- ✦ Played in all 16 games (12 starts) and led the Saints in receptions (84) receiving yards (1,138) and receiving touchdowns (nine). Added eight carries for 18 yards and returned two punts for 12 yards
- ✦ His 84 receptions on the season were the most by a Saints receiver since 2010
- ✦ Notched his first career 100-yard game, pulling in five passes for 107 yards (21.4 avg.) at Philadelphia (10/11)
- ✦ Established a single-game career high in receptions with 10 catches for a season-high 124 yards (12.4 avg.) and one touchdown vs. Detroit (12/21)
- ✦ Notched a second-consecutive 100-yard performance and a season-high 24.6 yards per reception, pulling in five catches for 123 yards vs. Jacksonville (12/27)

2014 (New Orleans 10/7):

- ✦ Played in 10 games (six starts) as a rookie and finished with 53 receptions for 550 yards (10.4 avg.) and three touchdowns. Added seven carries for 73 yards (10.4 avg.) and one touchdown, 10 punt returns for 35 yards (3.5 avg.) and one kickoff return for 12 yards
- ✦ Made his NFL debut vs. Atlanta (9/7) and caught seven

passes for 77 yards (11.0 avg.) and a touchdown, while adding one carry for 18 yards. His seven receptions tied the most by a Saints rookie in their debut

- ✦ Registered a season-high 94 receiving yards and one touchdown on six catches (15.7 avg.) vs. Green Bay (10/6)

COLLEGE:

- ✦ Played three seasons (2011-13) at Oregon State University in Beaverton, Ore., where he played in 38 career games (29 starts) before declaring for the NFL Draft after his junior season
- ✦ Amassed a career total of 3,863 all-purpose yards, consisting of 3,272 receiving yards and 24 touchdowns on 226 receptions, 340 rushing yards on 61 carries, 72 yards on 12 punt returns and 179 yards on eight kickoff returns
- ✦ In his final season in 2013, won the Biletnikoff Award was named a consensus first-team All-American and an All-Pac 12 selection after setting school and conference single-season receiving records with 128 receptions for 1,730 yards (13.5 avg.) and scoring a school-record 16 touchdowns. His 2,019 all-purpose yards ranked second on the school history

PERSONAL:

- ✦ Attended Lincoln High School in Stockton, Calif., where he was a three-sport athlete, earning letters in football, track and basketball
- ✦ As a wide receiver, was a two-time Section Offensive Player of the Year, All-Area selection and team MVP, finishing with 1,525 all-purpose yards as a senior, including 66 receptions for 1,125 yards and 11 touchdowns

BRANDIN COOKS' NFL REGULAR SEASON RUSHING/RECEIVING STATISTICS

DATE	TEAM	GP	GS	RECEIVING					RUSHING				
				NO.	YDS	AVG	LG	TD	NO.	YDS.	AVG.	LG	TD
2014	Saints	10	7	53	550	10.4	50t	3	7	73	10.4	28	1
2015	Saints	16	12	84	1,138	13.5	71t	9	8	18	2.3	11	0
2016	Saints	16	12	78	1,173	15.0	98t	8	6	30	5.0	11	0
2017	Patriots	16	15	65	1,082	16.6	64t	7	9	40	4.4	13	0
2018	Rams	16	16	80	1,204	15.1	57	5	10	68	6.8	17	1
2019	Rams	14	14	42	583	13.9	57	2	6	52	8.7	27	0
NFL TOTALS		88	76	402	5,730	14.3	98t	34	46	281	6.1	28	2

BRANDIN COOKS' NFL POSTSEASON RUSHING/RECEIVING STATISTICS

DATE	TEAM	GP	GS	RECEIVING					RUSHING				
				NO.	YDS	AVG	LG	TD	NO.	YDS.	AVG.	LG	TD
2017	Patriots	3	3	10	155	15.5	31	0	1	1	1.0	1	0
2018	Rams	3	3	19	292	15.4	36	0	1	5	5.0	5	0
NFL TOTALS		6	6	29	447	15.4	36	0	2	6	3.0	5	0

VETERAN BIOS

BRANDIN COOKS' NFL REGULAR SEASON RETURN STATISTICS

DATE	TEAM	RET.	KICKOFF RETURNS				PUNT RETURNS					
			YDS.	AVG.	LG	TD	NO.	FC	YDS	AVG	LG	TD
2014	Saints	1	12	12.0	12	0	10	15	35	3.5	15	0
2015	Saints	0	0	0.0	0	0	2	0	12	6.0	6	0
2016	Saints	1	10	10.0	10	0	1	0	2	2.0	2	0
2017	Patriots	0	0	0.0	0	0	0	0	0	0.0	0	0
2018	Rams	0	0	0.0	0	0	0	0	0	0.0	0	0
2019	Rams	0	0	0.0	0	0	0	0	0	0.0	0	0
NFL TOTALS		2	22	11.0	12	0	13	15	49	3.8	15	0

BRANDIN COOKS' NFL POSTSEASON RETURN STATISTICS

DATE	TEAM	RET.	KICKOFF RETURNS				PUNT RETURNS					
			YDS.	AVG.	LG	TD	NO.	FC	YDS	AVG	LG	TD
2017	Patriots	0	0	0.0	0	0	0	0	0	0.0	0	0
2018	Rams	0	0	0.0	0	0	0	0	0	0.0	0	0
NFL TOTALS		0	0	0.0	0	0	0	0	0	0.0	0	0

SINGLE-GAME HIGHS: RUSHING/RECEIVING

Rush Attempts 4 vs. Jacksonville Jaguars, Dec 27, 2015
Rushing Yards 31 at Cleveland Browns, Sep 14, 2014
Longest Runs 28 at Cleveland Browns, Sep 14, 2014
Rushing TDs 1 vs. Seattle Seahawks, Nov 11, 2018
 ...1 more at 1.
Receptions 10 vs. Seattle Seahawks, Nov 11, 2018
 ...1 more at 10.
Receiving Yards 186 at Arizona Cardinals, Dec 18, 2016
Longest Receptions 98t vs. Oakland Raiders, Sep 11, 2016
Receiving TDs 2 vs. San Francisco 49ers, Dec 30, 2018
 ...5 more at 2.
All-purpose yards 186 at Arizona Cardinals, Dec 18, 2016

Kickoff Returns 1 vs. Tampa Bay Buccaneers, Dec 24, 2016
 ...1 more at 1.
Kickoff Return Yards 12 vs. Tampa Bay Buccaneers, Oct 05, 2014
Longest Kickoff Return 12 vs. Tampa Bay Buccaneers, Oct 05, 2014
Fair Catches 4 at Carolina Panthers, Oct 30, 2014
Punt Return Yards 15 at Detroit Lions, Oct 19, 2014
 ...1 more at 15.
Longest Punt Return 15 at Detroit Lions, Oct 19, 2014
Punt Returns 2 vs. Detroit Lions, Dec 21, 2015
 ...2 more at 2.
Miscellaneous Tackles 2 vs. San Francisco 49ers, Nov 09, 2014
Most TDs 2 vs. San Francisco 49ers, Dec 30, 2018
 ...6 more at 2.

SINGLE-GAME HIGHS - POSTSEASON: RUSHING/RECEIVING

Rush Attempts 1 vs. Dallas Cowboys, Jan 12, 2019
 ...1 more at 1.
Rushing Yards 5 vs. Dallas Cowboys, Jan 12, 2019
Longest Runs 5 vs. Dallas Cowboys, Jan 12, 2019
Receptions 8 vs. New England Patriots, Feb 03, 2019

Receiving Yards 120 vs. New England Patriots, Feb 03, 2019
Longest Receptions 36 at New Orleans Saints, Jan 20, 2019
All-purpose yards 120 vs. New England Patriots, Feb 03, 2019
Miscellaneous Tackles 1 vs. New England Patriots, Feb 03, 2019

VETERAN BIOS

100-YARD RECEIVING GAMES (15): REGULAR SEASON

DATE	TEAM	NO.	YDS.	AVG.	LG	TD
10/11/15	at Eagles	5	107	21.4	46	1
12/06/15	PANTHERS	6	104	17.3	54t	1
12/21/15	LIONS	10	124	12.4	28	1
12/27/15	JAGUARS	5	123	24.6	71t	1
09/11/16	RAIDERS	6	143	23.8	98t	2
10/16/16	PANTHERS	7	173	24.7	87t	1
12/18/16	at Cardinals	7	186	26.6	65t	2
09/24/17	TEXANS	5	131	26.2	44	2
11/19/17	at Raiders	6	149	24.8	64t	1
09/16/18	CARDINALS	7	159	22.7	57	0
09/27/18	VIKINGS	7	116	16.6	47t	1
11/04/18	at Saints	6	114	19.0	48	1
11/11/18	SEAHAWKS	10	100	10.0	17	0
11/19/18	CHIEFS	8	107	13.4	30	0
09/22/19	at Browns	8	112	14.0	23	0

100-YARD RECEIVING GAMES (3): POSTSEASON

DATE	TEAM	NO.	YDS.	AVG.	LG	TD
01/21/18	JAGUARS	6	100	16.7	31	0
01/20/19	at Saints	7	107	15.3	36	0
02/03/19	PATRIOTS	8	120	15.0	24	0

2019 GAME-BY-GAME REGULAR SEASON STATISTICS (RAMS)

W	DATE	OPPONENT	P/S	RECEIVING					RUSHING					W/L	SCORE
				NO	YDS	AVG	LG	TD	NO	YDS	AVG	LG	TD		
01	09/08	at Panthers	S	2	39	19.5	24	0	0	0	0.0	0	0	W	30-27
02	09/15	Saints	S	3	74	24.7	57	1	1	2	2.0	2	0	W	27-9
03	09/22	at Browns	S	8	112	14.0	23	0	1	8	8.0	8	0	W	20-13
04	09/29	Buccaneers	S	6	71	11.8	23	0	0	0	0.0	0	0	L	40-55
05	10/03	at Seahawks	S	1	29	29.0	29	0	1	27	27.0	27	0	L	29-30
06	10/13	49ers	S	3	18	6.0	8	0	2	14	7.0	9	0	L	7-20
07	10/20	at Falcons	S	4	59	14.8	21	0	0	0	0.0	0	0	W	37-10
08	10/27	Bengals	S	0	0	0.0	0	0	0	0	0.0	0	0	W	24-10
10	11/10	at Steelers							INACTIVE					L	12-17
11	11/17	Bears							INACTIVE					W	17-7
12	11/25	Ravens	S	2	32	16.0	22	0	1	1	1.0	1	0	L	6-45
13	12/01	at Cardinals	S	2	24	12.0	28	0	0	0	0.0	0	0	W	34-7
14	12/08	Seahawks	S	0	0	0.0	0	0	0	0	0.0	0	0	W	28-12
15	12/15	at Cowboys	S	4	46	11.5	17	0	0	0	0.0	0	0	L	21-44
16	12/21	at 49ers	S	4	39	9.8	16	1	0	0	0.0	0	0	L	31-34
17	12/29	Cardinals	S	3	40	13.3	22	0	0	0	0.0	0	0	W	31-24
2019 TOTALS			14-14	42	583	13.9	57	2	6	52	8.7	27	0	9-7	



KEKE COUTEE

WIDE RECEIVER

5-11 | 187 | TEXAS TECH

HOMETOWN: LUFKIN, TEXAS | AGE: 23

3RD NFL SEASON | 3RD WITH TEXANS | ACQUIRED: 04-'18

2019 GP/GS: 9/4 | CAREER GP/GS (POST): 15/6 (1/1)

TEAMS: HOU '18-'20



16

TRANSACTIONS: Selected by the Houston Texans with the third pick of the fourth round (103rd overall) in the 2018 NFL Draft.

2019 (Houston 9/4, 0/0):

- ✦ Appeared in a career-high nine games (four starts) in his second season and pulled in 22 receptions for 254 yards (11.5 avg.)
- ✦ Made his first start of the season vs. Jacksonville (9/15) and recorded two receptions for seven yards
- ✦ Notched a season-high 72 receiving yards on three receptions (24.0 avg.), including a career-long 51-yard catch vs. Atlanta (10/6)
- ✦ Registered 39 yards on three receptions (9.8 avg.) in the win at Kansas City (10/13)
- ✦ Hauled in three receptions for 25 yards (8.3 avg.) at Indianapolis (10/20) and recorded his first-career rushing touchdown on a four-yard run in the third quarter
- ✦ Caught all three of his targets for 25 yards (8.3 avg.) at Baltimore (11/17)
- ✦ Notched a season high in receptions with five for 68 yards (13.6 avg.) vs. Denver (12/8)

2018 (Houston 6/2, 1/1):

- ✦ Finished with 28 receptions for 287 yards (10.3 avg.) and one touchdown in six games as a rookie
- ✦ Set franchise records for most receptions (11) and receiving yards (109) in his NFL debut at Indianapolis (9/30). His 11 receptions were the most by a rookie receiver in his NFL debut since the NFL/AFL merger
- ✦ Tallied six receptions for 51 yards (8.5 avg.) and his first career touchdown vs. Dallas (10/7)
- ✦ Finished with 33 receiving yards on three receptions (11.0 avg.) vs. Buffalo (10/14). Passed DeAndre Hopkins (18) for the most receptions through a player's first three NFL games in franchise history

- ✦ Recorded five receptions for 77 yards (15.4 avg.) at Washington (11/18)
- ✦ Recorded a postseason franchise-record 11 receptions for 110 yards (10.0 avg.) and one touchdown in the Wild Card Round vs. Indianapolis (1/5/19). Joined Lions WR Calvin Johnson as the only players to record at least 10 receptions and one touchdown in a postseason debut since 2010

COLLEGE:

- ✦ Played three seasons (2015-17) at Texas Tech University in Lubbock, Texas, and hauled in 159 passes for 2,424 yards (15.2 avg) and 17 touchdowns in 38 career games for the Red Raiders
- ✦ Was a semifinalist for the Biletnikoff Award and the Earl Campbell Tyler Rose Award as a junior after posting 93 catches for 1,429 yards and 10 touchdowns in 13 games (11 starts), earning him All-Big 12 second team honors. His 1,429 receiving yards on the season ranked second in program history and marked the most ever by a junior at Texas Tech, while his all-purpose yards per game average (135.3) led the Big 12
- ✦ Finished second on the team in receiving yards as a sophomore with 890 receiving yards and seven touchdowns on 55 receptions in 12 games (two starts)
- ✦ Played in all 13 games as a true freshman in 2015 and finished with 11 receptions for 105 yards

PERSONAL:

- ✦ Given name is Key'vantane Coutee
- ✦ Attended Lufkin High School
- ✦ Earned first team All-District as a sophomore, junior and senior
- ✦ Caught 56 passes for 841 yards as a senior in 2014
- ✦ Also logged nine punt returns for 273 yards (30.3 average) and three touchdowns in 2014

KEKE COUTEE'S NFL REGULAR SEASON RUSHING/RECEIVING STATISTICS

DATE	TEAM	GP	GS	RECEIVING					RUSHING				
				NO.	YDS	AVG	LG	TD	NO.	YDS.	AVG.	LG	TD
2018	Texans	6	2	28	287	10.3	40	1	3	0	0.0	3	0
2019	Texans	9	4	22	254	11.5	51	0	2	14	7.0	10	1
NFL TOTALS		15	6	50	541	10.8	51	1	5	14	2.8	10	1

VETERAN BIOS

KEKE COUTEE'S NFL POSTSEASON RUSHING/RECEIVING STATISTICS

DATE	TEAM	GP	GS	RECEIVING					RUSHING				
				NO.	YDS	AVG	LG	TD	NO.	YDS.	AVG.	LG	TD
2018	Texans	1	1	11	110	10.0	20	1	0	0	0.0	0	0
2019	Texans	0	0	0	0	0.0	0	0	0	0	0.0	0	0
NFL TOTALS		1	1	11	110	10.0	20	1	0	0	0.0	0	0

SINGLE-GAME HIGHS: RUSHING/RECEIVING

Rush Attempts	2 at Indianapolis Colts, Sep 30, 2018	Longest Receptions	51 vs. Atlanta Falcons, Oct 06, 2019
Rushing Yards	10 vs. Carolina Panthers, Sep 29, 2019	Receiving TDs	1 vs. Dallas Cowboys, Oct 07, 2018
Longest Runs	10 vs. Carolina Panthers, Sep 29, 2019	All-purpose yards	107 at Indianapolis Colts, Sep 30, 2018
Rushing TDs	1 at Indianapolis Colts, Oct 20, 2019	Miscellaneous Tackles	1 at Indianapolis Colts, Oct 20, 2019
Receptions	11 at Indianapolis Colts, Sep 30, 2018		...1 more at 1.
Receiving Yards	109 at Indianapolis Colts, Sep 30, 2018	Most TDs	1 at Indianapolis Colts, Oct 20, 2019
			...1 more at 1.

SINGLE-GAME HIGHS - POSTSEASON: RUSHING/RECEIVING

Receptions	11 vs. Indianapolis Colts, Jan 05, 2019	Receiving TDs	1 vs. Indianapolis Colts, Jan 05, 2019
Receiving Yards	110 vs. Indianapolis Colts, Jan 05, 2019	All-purpose yards	110 vs. Indianapolis Colts, Jan 05, 2019
Longest Receptions	20 vs. Indianapolis Colts, Jan 05, 2019	Most TDs	1 vs. Indianapolis Colts, Jan 05, 2019

100-YARD RECEIVING GAMES (1): REGULAR SEASON

DATE	TEAM	NO.	YDS.	AVG.	LG	TD
09/30/18	at Colts	11	109	9.9	19	0

100-YARD RECEIVING GAMES (1): POSTSEASON

DATE	TEAM	NO.	YDS.	AVG.	LG	TD
01/05/19	COLTS	11	110	10.0	20	1

2019 GAME-BY-GAME REGULAR SEASON STATISTICS (TEXANS)


W	DATE	OPPONENT	P/S	RECEIVING					RUSHING					W/L	SCORE
				NO	YDS	AVG	LG	TD	NO	YDS	AVG	LG	TD		
01	09/09	at Saints							INACTIVE					L	28-30
02	09/15	Jaguars	S	2	7	3.5	6	0	0	0	0.0	0	0	W	13-12
03	09/22	at Chargers	S	0	0	0.0	0	0	0	0	0.0	0	0	W	27-20
04	09/29	Panthers	P	1	11	11.0	11	0	1	10	10.0	10	0	L	10-16
05	10/06	Falcons	S	3	72	24.0	51	0	0	0	0.0	0	0	W	53-32
06	10/13	at Chiefs	P	4	39	9.8	23	0	0	0	0.0	0	0	W	31-24
07	10/20	at Colts	P	3	25	8.3	13	0	1	4	4.0	4t	1	L	23-30
08	10/27	Raiders							DID NOT PLAY					W	27-24
09	11/03	at Jaguars							DID NOT PLAY					W	26-3
11	11/17	at Ravens	P	3	25	8.3	11	0	0	0	0.0	0	0	L	7-41
12	11/21	Colts							INACTIVE					W	20-17
13	12/01	Patriots							INACTIVE					W	28-22
14	12/08	Broncos	S	5	68	13.6	22	0	0	0	0.0	0	0	L	24-38
15	12/15	at Titans							INACTIVE					W	24-21
16	12/21	at Buccaneers							INACTIVE					W	23-20
17	12/29	Titans	P	1	7	7.0	7	0	0	0	0.0	0	0	L	14-35
2019 TOTALS			9-4	22	254	11.5	51	0	2	14	7.0	10	1	10-6	

VETERAN BIOS

2019 GAME-BY-GAME POSTSEASON STATISTICS (TEXANS)

W	DATE	OPPONENT	P/S	RECEIVING					RUSHING					W/L	SCORE
				NO	YDS	AVG	LG	TD	NO	YDS	AVG	LG	TD		
01	01/04	Bills							DID NOT PLAY					W	22-19+
02	01/12	at Chiefs							DID NOT PLAY					L	31-51
2019 TOTALS			0-0	0	0	0.0	0	0	0	0	0.0	0	0	1-1	

+ - Overtime



KEION CROSSEN

CORNERBACK

5-10 | 185 | WESTERN CAROLINA

HOMETOWN: GARYSBURG, N.C. | AGE: 24

3RD NFL SEASON | 2ND WITH TEXANS | ACQUIRED: T-'19 (NE)

2019 GP/GS (POST): 16/0 (2/0) | CAREER GP/GS (POST): 27/0 (5/0)

TEAMS: NE '18; HOU '19-20



35

TRANSACTIONS: Selected by the New England Patriots in the seventh round (243rd overall) of the 2018 NFL Draft...Traded to the Houston Texans on Aug. 31, 2019.

2019 (Houston 16/0, 2/0):

- Played in all 16 regular season games and both postseason contests in his first season with the Texans
- Notched a career high of eight total tackles on defense (six solo), one quarterback hit, one pass defended and five special teams tackles
- Played in his Texans debut at New Orleans (9/9) and recorded one tackle
- Registered a season-high three total tackles (three solo) and added one pass defended vs. Oakland (10/27)
- Notched one total tackle (one solo) and one quarterback hit in the win over Jacksonville in London (11/3)
- Recorded one special teams tackle at Baltimore (11/17)
- Tallied one special teams tackle in the Thursday night win vs. Indianapolis (11/21)
- Notched one special teams tackle at Tennessee (12/15)
- Registered one solo tackle on defense and one tackle on special teams vs. Tennessee (12/29)

2018 (New England 11/0, 3/0):

- Appeared in eleven games for the Patriots as a reserve cornerback, contributing mostly on special teams
- Finished the season with seven tackles on defense and seven tackles on special teams
- Posted a season-high three defensive tackles despite limited defensive snaps in the win vs. the N.Y. Jets (12/30)
- Played in all three playoff games as a reserve on defense, including Super Bowl LIII, and recorded one tackle on defense and two on special teams in the postseason

COLLEGE:

- Played four seasons (2014-17) at Western Carolina University in Cullowhee, N.C. and appeared in 46 career games (23 starts) for the Catamounts
- Amassed 165 tackles (106 solo) over his four years with the Catamounts and added one sack, 19 passes defended, three interceptions, one forced fumble and two fumble recoveries

PERSONAL:

- Attended Northampton County (N.C.) High School where he played quarterback and safety, finishing his senior season with 1,752 yards rushing and 20 touchdowns on offense and a team-high seven interceptions on defense
- Son of Winnie Moses and Thomas Crossen

KEION CROSSEN'S NFL REGULAR SEASON DEFENSIVE STATISTICS

DATE	TEAM	GP	GS	TACKLES								INTERCEPTIONS					FUMBLES			ST					MISC	
				TK	S	A	TFL	YDS	SK	YDS	QBH	NO	YDS	LG	TD	PD	FF	FR	YDS	TK	S	A	FF	FR	S	A
2018	Patriots	11	0	7	7	0	0	0	0.0	0.0	0	0	0	0	0	0	0	0	0	7	7	0	0	0	0	0
2019	Texans	16	0	8	6	2	0	0	0.0	0.0	1	0	0	0	0	1	0	0	0	5	4	1	0	0	0	0
NFL TOTALS		27	0	15	13	2	0	0	0.0	0.0	1	0	0	0	0	1	0	0	0	12	11	1	0	0	0	0

KEION CROSSEN'S NFL POSTSEASON DEFENSIVE STATISTICS

DATE	TEAM	GP	GS	TACKLES								INTERCEPTIONS					FUMBLES			ST					MISC	
				TK	S	A	TFL	YDS	SK	YDS	QBH	NO	YDS	LG	TD	PD	FF	FR	YDS	TK	S	A	FF	FR	S	A
2018	Patriots	3	0	1	1	0	0	0	0.0	0.0	0	0	0	0	0	0	0	0	0	2	2	0	0	0	0	0
2019	Texans	2	0	0	0	0	0	0	0.0	0.0	0	0	0	0	0	0	0	0	0	2	2	0	0	1	0	0
NFL TOTALS		5	0	1	1	0	0	0	0.0	0.0	0	0	0	0	0	0	0	0	0	4	4	0	0	1	0	0

VETERAN BIOS

SINGLE-GAME HIGHS: DEFENSIVE

Total Tackles 3 vs. Oakland Raiders, Oct 27, 2019
...1 more at 3.
Passes Defensed 1 vs. Oakland Raiders, Oct 27, 2019

Special Teams Tackles 3 vs. Buffalo Bills, Dec 23, 2018

SINGLE-GAME HIGHS - POSTSEASON: DEFENSIVE

Total Tackles 1 at Kansas City Chiefs, Jan 20, 2019
Special Teams Tackles 2 at Kansas City Chiefs, Jan 12, 2020

Special Teams Fumble Recoveries 1 at Kansas City Chiefs, Jan 12, 2020

2019 GAME-BY-GAME REGULAR SEASON STATISTICS (TEXANS)

W	DATE	OPPONENT	P/S	TACKLES								INTERCEPTIONS					FUMBLES			ST					MISC		W/L	SCORE
				TK	S	A	SK	YDS	TFL	YDS	QBH	NO	YDS	LG	TD	PD	FF	FR	YDS	TK	S	A	FF	FR	S	A		
01	09/09	at Saints	P	1	0	1	0.0	0.0	0	0	0	0	0	0	0	0	0	0	0	0	0	0	0	0	0	0	L	28-30
02	09/15	Jaguars	P	0	0	0	0.0	0.0	0	0	0	0	0	0	0	0	0	0	0	1	1	0	0	0	0	0	W	13-12
03	09/22	at Chargers	P	0	0	0	0.0	0.0	0	0	0	0	0	0	0	0	0	0	0	0	0	0	0	0	0	0	W	27-20
04	09/29	Panthers	P	0	0	0	0.0	0.0	0	0	0	0	0	0	0	0	0	0	0	0	0	0	0	0	0	0	L	10-16
05	10/06	Falcons	P	0	0	0	0.0	0.0	0	0	0	0	0	0	0	0	0	0	0	0	0	0	0	0	0	0	W	53-32
06	10/13	at Chiefs	P	2	1	1	0.0	0.0	0	0	0	0	0	0	0	0	0	0	0	0	0	0	0	0	0	0	W	31-24
07	10/20	at Colts	P	0	0	0	0.0	0.0	0	0	0	0	0	0	0	0	0	0	0	0	0	0	0	0	0	0	L	23-30
08	10/27	Raiders	P	3	3	0	0.0	0.0	0	0	0	0	0	0	0	1	0	0	0	0	0	0	0	0	0	0	W	27-24
09	11/03	at Jaguars	P	1	1	0	0.0	0.0	0	0	1	0	0	0	0	0	0	0	0	0	0	0	0	0	0	0	W	26-3
11	11/17	at Ravens	P	0	0	0	0.0	0.0	0	0	0	0	0	0	0	0	0	0	0	1	1	0	0	0	0	0	L	7-41
12	11/21	Colts	P	0	0	0	0.0	0.0	0	0	0	0	0	0	0	0	0	0	0	1	0	1	0	0	0	0	W	20-17
13	12/01	Patriots	P	0	0	0	0.0	0.0	0	0	0	0	0	0	0	0	0	0	0	0	0	0	0	0	0	0	W	28-22
14	12/08	Broncos	P	0	0	0	0.0	0.0	0	0	0	0	0	0	0	0	0	0	0	0	0	0	0	0	0	0	L	24-38
15	12/15	at Titans	P	0	0	0	0.0	0.0	0	0	0	0	0	0	0	0	0	0	0	1	1	0	0	0	0	0	W	24-21
16	12/21	at Buccaneers	P	0	0	0	0.0	0.0	0	0	0	0	0	0	0	0	0	0	0	0	0	0	0	0	0	0	W	23-20
17	12/29	Titans	P	1	1	0	0.0	0.0	0	0	0	0	0	0	0	0	0	0	0	1	1	0	0	0	0	0	L	14-35
2019 TOTALS				16	0		8	6	2	0.0	0.0	0	0	1	0	0	0	0	0	5	4	1	0	0	0	0	10-6	

2019 GAME-BY-GAME POSTSEASON STATISTICS (TEXANS)

W	DATE	OPPONENT	P/S	TACKLES								INTERCEPTIONS					FUMBLES			ST					MISC		W/L	SCORE
				TK	S	A	SK	YDS	TFL	YDS	QBH	NO	YDS	LG	TD	PD	FF	FR	YDS	TK	S	A	FF	FR	S	A		
01	01/04	Bills	P	0	0	0	0.0	0.0	0	0	0	0	0	0	0	0	0	0	0	0	0	0	0	0	0	0	W	22-19+
02	01/12	at Chiefs	P	0	0	0	0.0	0.0	0	0	0	0	0	0	0	0	0	0	0	2	2	0	0	1	0	0	L	31-51
2019 TOTALS				2	0		0	0	0	0	0	0	0	0	0	0	0	0	0	2	2	0	0	1	0	0	1-1	

+ - Overtime



ZACH CUNNINGHAM

INSIDE LINEBACKER

6-3 | 238 | VANDERBILT

HOMETOWN: PINSON, ALA. | AGE: 25

4TH NFL SEASON | 4TH WITH TEXANS | ACQUIRED: D2-'17

2019 GP/GS (POST): 16/16 (2/2) | CAREER GP/GS (POST): 46/43 (3/3)

TEAMS: HOU '17-20



41

TRANSACTIONS: Selected by the Houston Texans with the 25th pick in the second round (57th overall) of the 2017 NFL Draft.

2019 (Houston 16/16, 2/2):

- Started in all 16 regular season games and both postseason contests and established single-season career highs in almost every statistical category
- Finished the season with 137 total tackles (95 solo), seven tackles for loss, 2.0 sacks, three quarterback hits, two passes defended and two fumble recoveries, while tallying five tackles on special teams
- His 137 tackles led the AFC and ranked seventh in the NFL
- Was the only player in the NFL in 2019 to record over 100 tackles on defense and at least five tackles on special teams
- Led the team with 10 total tackles (nine solo) vs. Jacksonville (9/15) and brought down QB Gardner Minshew II for a loss of eight yards, notching his first sack since Week 14 of 2017
- Posted four total tackles (four solo), one tackle for loss and one fumble recovery, the second of his career in the Week 3 win over the L.A. Chargers (9/22). Added one special teams tackle in the game
- Led the team with 14 total tackles (eight solo) and added one tackle for loss vs. Carolina (9/29). His 14 tackles were the most by a Texan since Benardrick McKinney recorded 15 in Week 3 of 2016
- Tied for the team lead with seven total tackles (four solo) vs. Oakland (10/27) and added one tackle for loss and his first pass defended of the season
- Finished second on the team with seven total tackles (seven solo) at Jacksonville (11/3) and recovered his second fumble of the season off of a fumble by Jaguars QB Gardner Minshew II forced by OLB Jacob Martin
- Registered a team-high 10 total tackles (seven solo) on defense and one special teams tackle at Baltimore (11/17)
- Led the team with a single-game career-high 16 total tackles (13 solo) vs. Indianapolis (11/21), which ties for the fourth-most total tackles recorded in a game in Texans history and ties for the second-most solo tackles recorded in a game in franchise history
- Tied for the team lead with seven total tackles (three solo) and added 0.5 sack and one quarterback hit vs. New England (12/1). Tied Jay Foreman (98 in 2003) for the ninth-most total tackles by a Texans player through Week 13 in team history
- Led the team with 16 total tackles (11 solo) and added

two tackles for loss and one special teams tackle vs. Denver (12/8). Became the third player in franchise history to record at least 15 total tackles in multiple games of a season (Jamie Sharper and Jay Foreman in 2003) and his two games with 15-or-more tackles tied for the most in the NFL on the season

- Led the team with 14 total tackles (10 solo), 0.5 sack and one quarterback hit at Tennessee (12/15). Registered his fourth game with at least 14 tackles in 2019, which set a single-season franchise record and tied DeMeco Ryans (four) for the most such games in a career in franchise history
- Led the team with six total tackles (six solo) and added one pass defended at Tampa Bay (12/21)
- Finished second on the team with nine total tackles (five solo), one tackle for loss and one pass defended in the Wild Card Round win over Buffalo (1/4/20). Became the third player in Texans history to record at least five total tackles, one tackle for loss and one pass defended in a postseason game, joining Johnathan Joseph (2011) and J.J. Watt (2012)
- Led the team with seven total tackles (five solo) and had a quarterback hit, a tackle for loss and a pass defended in the Divisional Round at Kansas City (1/12/20)

2018 (Houston 14/14, 1/1):

- Tied for the team lead with a career-high 105 total tackles (73 solo), five passes defended, one interception returned for a touchdown, three tackles for loss, two forced fumbles and one fumble recovery in 2018
- Finished tied for second on the team with seven total tackles and one pass defended at New England (9/9)
- Registered a team-high eight total tackles (six solo) and one special teams tackle at Tennessee (9/16)
- Notched six total tackles (five solo) and one tackle for loss vs. the N.Y. Giants (9/23). Surpassed 100 career total tackles (102)
- Recorded seven total tackles (six solo), one tackle for loss and two passes defended at Indianapolis (9/30). Passed Dunta Robinson (105) for the fourth-most total tackles by a player through his first 20 career games in franchise history
- Finished with a team-high nine total tackles (six solo) and one quarterback hit vs. Dallas (10/7)
- Tallied a career-high 13 total tackles (nine solo) vs. Buffalo (10/14) and ranks fifth in franchise history for the most total tackles (50) through a player's first six games of a

season

- ✦ Led the team with 10 total tackles (eight solo) and one forced fumble at Jacksonville (10/21). Became the first Texans player to record three consecutive games with at least 10 total tackles since DeMeco Ryans and Bernard Pollard in Weeks 3-5 of the 2010 season. Recorded the second-most total tackles (60) through the first seven games of a season in franchise history, trailing only ILB Benardrick McKinney (69) in 2016
- ✦ Notched two total tackles (one solo), one interception and two passes defended vs. Cleveland (12/2). Registered his first career interception and returned it 38 yards for a touchdown
- ✦ Recorded 12 total tackles (seven solo) and one forced fumble at Philadelphia (12/23). Joined Kiko Alonso and Bobby Wagner as the only players in the NFL to record multiple games with at least 10 total tackles and one forced fumble in 2018
- ✦ Finished with a team-high six total tackles (five solo) and his first-career fumble recovery on special teams vs. Jacksonville (12/30)
- ✦ Recorded seven total tackles (five solo), one quarterback hit, one pass defended and one special teams tackle in his postseason debut in the Wild Card Round vs. Indianapolis (1/5/19)

2017 (Houston 16/13):

- ✦ Finished second on the team with 82 total tackles (45 solo), six passes defended, five tackles for loss, two quarterback hits, 1.5 sacks and one forced fumble in 16 games played
- ✦ Finished tied for second among all NFL rookies in total tackles in 2017 and fourth in franchise history among rookies
- ✦ First player in franchise history to record 80 total tackles and eight special teams tackles in a single season
- ✦ Recorded four defensive tackles, a pass defended and a special teams stop in his NFL debut vs. Jacksonville (9/10)
- ✦ Made his first career start at the MIKE position and recorded four solo stops at Cincinnati (9/14)
- ✦ Started his second consecutive game at the MIKE linebacker position and recorded a team-high seven combined tackles at New England (9/24)
- ✦ Started his third consecutive game and produced two total tackles vs. Tennessee (10/1)
- ✦ Made nine combined tackles and added his first career forced fumble vs. Kansas City (10/8)
- ✦ Started at linebacker at made one solo stop with one pass defended vs. Cleveland (10/15)
- ✦ Made his sixth start of the season and produced five total tackles vs. Indianapolis (11/5)
- ✦ Started his fifth straight game and produced four total tackles with one special teams tackle vs. Arizona (11/19)
- ✦ Appeared in his 11th game of the season and produced four total tackles at Baltimore (11/27)
- ✦ Notched four total tackles while producing his first career quarterback hit, first two tackles for loss and first career sack at Tennessee (12/3)
- ✦ Posted nine tackles (six solo) and notched a quarterback hit, tackle for loss and 1.0 sack for consecutive weeks for the first time vs. San Francisco (12/10)
- ✦ Logged five tackles (four solo) and added one special

teams tackle at Jacksonville (12/17)

- ✦ Notched 10 total tackles (seven solo), while recording a career-high three passes defended vs. Pittsburgh (12/25)
- ✦ Tallied 11 tackles at Indianapolis (12/31) and became the second rookie this season to post 10-or-more tackles in consecutive games

COLLEGE:

- ✦ Played three seasons (2014-16) at Vanderbilt University in Nashville, Tenn. after redshirting the 2013 campaign
- ✦ Finished his Commodores career ranked third in program history with 39.5 tackles for loss and finished with 295 career tackles
- ✦ Earned coaches first-team All-SEC (2015-16)
- ✦ Named Associated Press First-Team All-SEC (2015-16)
- ✦ Swept first team All-America honors from every prestigious outlet, including Associated Press, Football Writers of America (FWAA), Walter Camp Foundation, American Football Coaches Association (AFCA), ESPN, Sports Illustrated, CBS Sports, The Sporting News and USA Today as a senior in 2016
- ✦ Became just the third player in Vanderbilt history to earn first team All-America honors from the Walter Camp Foundation
- ✦ Finished the regular season leading the SEC with 125 total tackles (9.6 per game), ranking sixth nationally in 2016
- ✦ Played in all 12 games and earning nine starts at inside linebacker as a redshirt sophomore
- ✦ Ranked among the league leaders in numerous statistical categories, including tackles for loss, solo tackles, total tackles, forced fumbles and fumble recoveries in 2015
- ✦ Compiled 67 total tackles (37 solo), 1.5 sacks, 6.5 tackles for loss and a forced fumble as a redshirt freshman in 2014
- ✦ Redshirted as a true freshman in 2013, participating as a scout team linebacker

PERSONAL:

- ✦ Parents are Fred and Sophie Cunningham
- ✦ Attended Pinson (Ala.) Valley High School
- ✦ Senior captain and three-year starter at linebacker for the Indians
- ✦ Concluded his prep career by receiving Alabama 5A Lineman of the Year and Birmingham News' Lineman of the Year honors after 2012 campaign
- ✦ Amassed 448 total tackles during his three-year varsity career
- ✦ As a senior in 2012, earned first-team all-state after leading PVHS to an 8-4 record and the second round of the 5A playoffs
- ✦ Contributed 194 total tackles, including 41 tackles for loss and 12 sacks along with four blocked punts during the season
- ✦ Participated in postseason Semper Fidelis All-American Bowl
- ✦ As junior in 2011, earned all-state recognition after registering 152 tackles
- ✦ Dad works in landscaping
- ✦ Has four brothers: Frederick, Ethan, Nathan and Zapheth; and two sisters, Gabriel and Danica
- ✦ Enjoys playing the guitar
- ✦ Majored in economics while attending Vanderbilt

VETERAN BIOS

ZACH CUNNINGHAM'S NFL REGULAR SEASON DEFENSIVE STATISTICS

DATE	TEAM	GP	GS	TACKLES								INTERCEPTIONS						FUMBLES			ST						MISC	
				TK	S	A	TFL	YDS	SK	YDS	QBH	NO	YDS	LG	TD	PD	FF	FR	YDS	TK	S	A	FF	FR				
2017	Texans	16	13	82	45	37	5	8	1.5	7.5	2	0	0	0	0	6	1	0	0	8	3	5	0	0	0	0	0	
2018	Texans	14	14	105	73	32	3	3	0.0	0.0	2	1	38	38t	1	5	2	0	0	2	0	2	0	1	0	0	0	
2019	Texans	16	16	137	95	42	7	27	2.0	11.0	3	0	0	0	0	2	0	2	24	5	4	1	0	0	0	0	0	
NFL TOTALS		46	43	324	213	111	15	38	3.5	18.5	7	1	38	38t	1	13	3	2	24	15	7	8	0	1	0	0	0	

SINGLE-GAME HIGHS: DEFENSIVE

Total Tackles	16 vs. Denver Broncos, Dec 08, 2019 ...1 more at 16.	Tackles For Loss	2 vs. Denver Broncos, Dec 08, 2019 ...1 more at 2.
Sacks	1.0 vs. Jacksonville Jaguars, Sep 15, 2019 ...1 more at 1.0.	Interceptions	1 vs. Cleveland Browns, Dec 02, 2018
Passes Defensed	3 vs. Pittsburgh Steelers, Dec 25, 2017	Interception Return Yards	38 vs. Cleveland Browns, Dec 02, 2018
Forced Fumbles	1 at Philadelphia Eagles, Dec 23, 2018 ...2 more at 1.	Special Teams Tackles	2 at Cincinnati Bengals, Sep 14, 2017
Fumble Recoveries	1 at Jacksonville Jaguars, Nov 03, 2019 ...1 more at 1.	Special Teams Fumble Recoveries	1 vs. Jacksonville Jaguars, Dec 30, 2018

SINGLE-GAME HIGHS - POSTSEASON: DEFENSIVE

Total Tackles	9 vs. Buffalo Bills, Jan 04, 2020	Tackles For Loss	1 at Kansas City Chiefs, Jan 12, 2020 ...1 more at 1.
Passes Defensed	1 at Kansas City Chiefs, Jan 12, 2020 ...2 more at 1.	Special Teams Tackles	1 vs. Indianapolis Colts, Jan 05, 2019

2019 GAME-BY-GAME REGULAR SEASON STATISTICS (TEXANS)

W	DATE	OPPONENT	P/S	TACKLES								INTERCEPTIONS					FUMBLES			ST					MISC		W/L	SCORE
				TK	S	A	SK	YDS	TFL	YDS	QBH	NO	YDS	LG	TD	PD	FF	FR	YDS	TK	S	A	FF	FR	S	A		
01	09/09	at Saints	S	5	3	2	0.0	0.0	1	5	0	0	0	0	0	0	0	0	0	0	0	0	0	0	0	L	28-30	
02	09/15	Jaguars	S	10	9	1	1.0	8.0	1	8	1	0	0	0	0	0	0	0	1	1	0	0	0	0	0	W	13-12	
03	09/22	at Chargers	S	4	4	0	0.0	0.0	1	5	0	0	0	0	0	0	0	1	0	1	1	0	0	0	0	W	27-20	
04	09/29	Panthers	S	14	8	6	0.0	0.0	1	6	0	0	0	0	0	0	0	0	0	0	0	0	0	0	0	L	10-16	
05	10/06	Falcons	S	6	1	5	0.0	0.0	0	0	0	0	0	0	0	0	0	0	0	0	0	0	0	0	0	W	53-32	
06	10/13	at Chiefs	S	5	3	2	0.0	0.0	0	0	0	0	0	0	0	0	0	0	0	0	0	0	0	0	0	W	31-24	
07	10/20	at Colts	S	7	6	1	0.0	0.0	0	0	0	0	0	0	0	0	0	0	0	0	0	0	0	0	0	L	23-30	
08	10/27	Raiders	S	7	4	3	0.0	0.0	1	1	0	0	0	0	0	1	0	0	0	0	0	0	0	0	0	W	27-24	
09	11/03	at Jaguars	S	7	7	0	0.0	0.0	0	0	0	0	0	0	0	0	0	1	24	1	1	0	0	0	0	W	26-3	
11	11/17	at Ravens	S	10	7	3	0.0	0.0	0	0	0	0	0	0	0	0	0	0	0	1	0	1	0	0	0	L	7-41	
12	11/21	Colts	S	16	13	3	0.0	0.0	0	0	0	0	0	0	0	0	0	0	0	0	0	0	0	0	0	W	20-17	
13	12/01	Patriots	S	7	3	4	0.5	2.0	0	0	1	0	0	0	0	0	0	0	0	0	0	0	0	0	0	W	28-22	
14	12/08	Broncos	S	16	11	5	0.0	0.0	2	2	0	0	0	0	0	0	0	0	0	1	1	0	0	0	0	L	24-38	
15	12/15	at Titans	S	14	10	4	0.5	1.0	0	0	1	0	0	0	0	0	0	0	0	0	0	0	0	0	0	W	24-21	
16	12/21	at Buccaneers	S	6	6	0	0.0	0.0	0	0	0	0	0	0	0	1	0	0	0	0	0	0	0	0	0	W	23-20	
17	12/29	Titans	S	3	0	3	0.0	0.0	0	0	0	0	0	0	0	0	0	0	0	0	0	0	0	0	0	L	14-35	
2019 TOTALS			16-16	137	95	42	2.0	11.0	7	27	3	0	0	0	0	2	0	2	24	5	4	1	0	0	0	0	10-6	

2019 GAME-BY-GAME POSTSEASON STATISTICS (TEXANS)

			TACKLES								INTERCEPTIONS					FUMBLES			ST				MISC						
W	DATE	OPPONENT	P/S	TK	S	A	SK	YDS	TFL	YDS	QBH	NO	YDS	LG	TD	PD	FF	FR	YDS	TK	S	A	FF	FR	S	A	W/L	SCORE	
01	01/04	Bills	S	9	5	4	0.0	0.0	1	2	0	0	0	0	0	1	0	0	0	0	0	0	0	0	0	0	W	22-19+	
02	01/12	at Chiefs	S	7	5	2	0.0	0.0	1	2	1	0	0	0	0	1	0	0	0	0	0	0	0	0	0	0	L	31-51	
2019 TOTALS			2-2	16	10	6	0.0	0.0	2	4	1	0	0	0	0	2	0	0	0	0	0	0	0	0	0	0	1-1		

+ - Overtime



BRANDON DUNN

NOSE TACKLE

6-2 | 310 | LOUISVILLE

HOMETOWN: LOUISVILLE, KY. | AGE: 27

5TH NFL SEASON | 5TH WITH TEXANS | ACQUIRED: FA-'15

2019 GP/GS (POST): 16/6 (2/0) | CAREER GP/GS (POST): 63/24 (4/1)

TEAMS: CHI '14-15; HOU '15-20



92

TRANSACTIONS: Signed by the Chicago Bears as a college free agent on May 11, 2014...Waived by the Bears on Aug. 30, 2014...Signed to the Bears practice squad on Sept. 1, 2014...Signed to the Bears active roster on Nov. 26, 2014...Waived by the Bears on Sept. 5, 2015...Signed to the Bears practice squad on Sept. 8, 2015...Signed to the Bears active roster on Sept. 19, 2015...Waived by the Bears on Oct. 3, 2015...Signed to the Bears practice squad on Oct. 6, 2015...Signed to the Houston Texans active roster on Oct. 13, 2015...Waived by the Texans on Sept. 3, 2016...Signed to the Texans practice squad on Sept. 5, 2016...Signed to the Texans active roster on Oct. 5, 2016...Waived by the Texans on Oct. 13, 2016...Signed to the Texans practice squad on Oct. 15...Signed to the Texans active roster on Oct. 19, 2016...Waived by the Texans on Nov. 26, 2016...Signed to the Texans practice squad on Nov. 29, 2016...Signed by the Texans on Jan. 16, 2017...Signed a contract extension with the Texans on Feb. 19, 2020.

2019 (Houston 16/6, 2/0):

- ✦ Played in all 16 games (six starts) for the second time in his career (2017) and racked up 25 total tackles (11 solo), one tackle for loss, 1.0 sack and four quarterback hits
- ✦ Appeared in both postseason contests and recorded two total tackles (one solo)
- ✦ Contributed to the defense as a reserve defensive lineman in the Week 3 win over the L.A. Chargers (9/22) and notched one solo tackle and one tackle for loss
- ✦ Registered one total tackle and one quarterback hit vs. Carolina (9/29)
- ✦ Registered a season-high four total tackles (two solo) vs. Oakland (10/27)
- ✦ Started at defensive end and notched three total tackles and one quarterback hit vs. New England (12/1)
- ✦ Tallied two total tackles and a quarterback hit at Tennessee (12/15)
- ✦ Logged three solo tackles, one tackle for loss, one quarterback hit and his first career sack at Tampa Bay (12/21), bringing down Buccaneers QB Jameis Winston for a loss of three yards in the third quarter
- ✦ Posted two total tackles (one solo) in the win over Buffalo in the Wild Card Round (1/4/20)

2018 (Houston 14/10, 1/1):

- ✦ Tallied 24 total tackles (13 solo), a career-high four tackles for loss and one forced fumble in 14 games with a career-high 10 starts
- ✦ Notched three total tackles (two solo) in the season opener at New England (9/9)

- ✦ Started at nose tackle and recorded five total tackles (three solo), including one tackle for loss
- ✦ Notched a career-high six total tackles (four solo), one tackle for loss and one forced fumble at Denver (11/4)
- ✦ Started at nose tackle and recorded two total tackles at Washington (11/18)
- ✦ Recorded one solo tackle, one pass defended and notched his first-career interception on Colts QB Andrew Luck in the Wild Card Round vs. Indianapolis (1/5/19). Became the third interior defensive lineman to record an interception in the postseason since 2000 and the first since Packers DT B.J. Raji in the 2010 NFC Championship Game

2017 (Houston 16/8):

- ✦ Recorded 26 total tackles (17 solo), three tackles for loss, two quarterback hits and one fumble recovery in a career-high 16 games played
- ✦ Tied a career high with three total tackles and notched the first tackle for loss of his career vs. Jacksonville (9/10)
- ✦ Recorded two assisted tackles and the first fumble recovery of his career vs. Tennessee (10/1)
- ✦ Made one tackle and recorded the first quarterback hit of his career vs. Cleveland (10/15)
- ✦ Started his first career game at nose tackle at Seattle (10/29)
- ✦ Started his second-consecutive game and recorded three total tackles and a quarterback hit vs. Indianapolis (11/5)
- ✦ Finished with a career-high four total tackles and had multiple tackles for loss in a game for the first time in his career at Baltimore (11/27)

2016 (Houston 2/0, 0/0):

- ✦ Spent Weeks 1-4, Week 6, Weeks 13-17 and the postseason on the Texans practice squad
- ✦ Inactive for Week 5 at Minnesota (10/9)
- ✦ Was active for the first time and contributed the first three solo tackles of his season at Denver (10/24) in Week 7
- ✦ Inactive for Week 8 vs. Detroit (10/30)
- ✦ Played but did not record any statistics at Jacksonville (11/13) in Week 10
- ✦ Inactive for Week 11 at Oakland (11/21)

2015 (Chicago 1/0; Houston 11/0, 1/0):

- ✦ Played in a combined total of 12 games for Chicago and Houston and recorded nine total tackles, including five

VETERAN BIOS

solo stops

- ✦ Played in one game for Chicago where he recorded two total tackles (one solo) vs. Arizona (9/20)
- ✦ Signed to the Texans active roster on Oct. 13
- ✦ Played in his first game for the Texans at Jacksonville (10/18)
- ✦ Registered one solo tackle in the AFC Wild Card Game vs. Kansas City (1/9/16)

2014 (Chicago 3/0):

- ✦ Made his NFL debut against Detroit (11/27)
- ✦ Made one solo tackle and had one pass defended vs. Detroit (12/21)

COLLEGE:

- ✦ Played four seasons (2010-13) at the University of Louisville (Ky.)
- ✦ Played in 49 games for the Cardinals, starting 30
- ✦ Recorded career totals of 101 tackles, 3.0 sacks, two fumble recoveries and two passes defended

PERSONAL:

- ✦ Attended Pleasure Ridge Park High School in Louisville, Ky.
- ✦ Three-year starter and team captain for the Panthers
- ✦ Named the team's Most Valuable Player and best offensive lineman in 2009
- ✦ Also named the team's top defensive lineman in 2008
- ✦ Recorded 65 total tackles and 16.0 sacks as a senior, including 30 solo tackles
- ✦ Recorded 50 total tackles and 16.0 sacks his junior year

BRANDON DUNN'S NFL REGULAR SEASON DEFENSIVE STATISTICS

DATE	TEAM	GP	GS	TACKLES							QBH	INTERCEPTIONS					FUMBLES			ST					MISC	
				TK	S	A	TFL	YDS	SK	YDS		NO	YDS	LG	TD	PD	FF	FR	YDS	TK	S	A	FF	FR	S	A
2014	Bears	3	0	1	1	0	0	0	0.0	0.0	0	0	0	0	0	1	0	0	0	0	0	0	0	0	0	0
2015	Bears	1	0	2	1	1	0	0	0.0	0.0	0	0	0	0	0	0	0	0	0	0	0	0	0	0	0	0
2015	Texans	11	0	7	4	3	0	0	0.0	0.0	0	0	0	0	0	0	0	0	0	0	0	0	0	0	0	0
2015	TOTAL	12	0	9	5	4	0	0	0.0	0.0	0	0	0	0	0	0	0	0	0	0	0	0	0	0	0	0
2016	Texans	2	0	3	3	0	0	0	0.0	0.0	0	0	0	0	0	0	0	0	0	0	0	0	0	0	0	0
2017	Texans	16	8	26	17	9	3	5	0.0	0.0	2	0	0	0	0	0	0	1	0	0	0	0	0	0	0	0
2018	Texans	14	10	24	13	11	4	6	0.0	0.0	0	0	0	0	0	0	1	0	0	0	0	0	0	0	0	0
2019	Texans	16	6	25	11	14	1	3	1.0	3.0	4	0	0	0	0	0	0	0	0	0	0	0	0	0	0	0
NFL TOTALS		63	24	88	50	38	8	14	1.0	3.0	6	0	0	0	0	1	1	1	0	0	0	0	0	0	0	0

BRANDON DUNN'S NFL POSTSEASON DEFENSIVE STATISTICS

DATE	TEAM	GP	GS	TACKLES							QBH	INTERCEPTIONS					FUMBLES			ST					MISC	
				TK	S	A	TFL	YDS	SK	YDS		NO	YDS	LG	TD	PD	FF	FR	YDS	TK	S	A	FF	FR	S	A
2015	Texans	1	0	1	1	0	0	0	0.0	0.0	0	0	0	0	0	0	0	0	0	0	0	0	0	0	0	0
2018	Texans	1	1	1	1	0	0	0	0.0	0.0	0	1	0	0	0	1	0	0	0	0	0	0	0	0	0	0
2019	Texans	2	0	2	1	1	0	0	0.0	0.0	0	0	0	0	0	0	0	0	0	0	0	0	0	0	0	0
NFL TOTALS		4	1	4	3	1	0	0	0.0	0.0	0	1	0	0	0	1	0	0	0	0	0	0	0	0	0	0

SINGLE-GAME HIGHS: DEFENSIVE

Total Tackles 6 at Denver Broncos, Nov 04, 2018
Sacks 1.0 at Tampa Bay Buccaneers, Dec 21, 2019
Passes Defended 1 vs. Detroit Lions, Dec 21, 2014

Forced Fumbles 1 at Denver Broncos, Nov 04, 2018
Fumble Recoveries 1 vs. Tennessee Titans, Oct 01, 2017
Tackles For Loss 2 at Baltimore Ravens, Nov 27, 2017

SINGLE-GAME HIGHS - POSTSEASON: DEFENSIVE

Total Tackles 2 vs. Buffalo Bills, Jan 04, 2020
Passes Defended 1 vs. Indianapolis Colts, Jan 05, 2019

Interceptions 1 vs. Indianapolis Colts, Jan 05, 2019

VETERAN BIOS

2019 GAME-BY-GAME REGULAR SEASON STATISTICS (TEXANS)

				TACKLES										INTERCEPTIONS					FUMBLES			ST					MISC			
W	DATE	OPPONENT	P/S	TK	S	A	SK	YDS	TFL	YDS	QBH	NO	YDS	LG	TD	PD	FF	FR	YDS	TK	S	A	FF	FR	S	A	W/L	SCORE		
01	09/09	at Saints	P	0	0	0	0.0	0.0	0	0	0	0	0	0	0	0	0	0	0	0	0	0	0	0	0	0	L	28-30		
02	09/15	Jaguars	P	2	0	2	0.0	0.0	0	0	0	0	0	0	0	0	0	0	0	0	0	0	0	0	0	0	W	13-12		
03	09/22	at Chargers	P	0	0	0	0.0	0.0	0	0	0	0	0	0	0	0	0	0	0	0	0	0	0	0	0	0	W	27-20		
04	09/29	Panthers	P	1	0	1	0.0	0.0	0	0	1	0	0	0	0	0	0	0	0	0	0	0	0	0	0	0	L	10-16		
05	10/06	Falcons	P	1	1	0	0.0	0.0	0	0	0	0	0	0	0	0	0	0	0	0	0	0	0	0	0	0	W	53-32		
06	10/13	at Chiefs	P	0	0	0	0.0	0.0	0	0	0	0	0	0	0	0	0	0	0	0	0	0	0	0	0	0	W	31-24		
07	10/20	at Colts	P	0	0	0	0.0	0.0	0	0	0	0	0	0	0	0	0	0	0	0	0	0	0	0	0	0	L	23-30		
08	10/27	Raiders	P	4	2	2	0.0	0.0	0	0	0	0	0	0	0	0	0	0	0	0	0	0	0	0	0	0	W	27-24		
09	11/03	at Jaguars	S	0	0	0	0.0	0.0	0	0	0	0	0	0	0	0	0	0	0	0	0	0	0	0	0	0	W	26-3		
11	11/17	at Ravens	S	2	2	0	0.0	0.0	0	0	0	0	0	0	0	0	0	0	0	0	0	0	0	0	0	0	L	7-41		
12	11/21	Colts	P	3	2	1	0.0	0.0	0	0	0	0	0	0	0	0	0	0	0	0	0	0	0	0	0	0	W	20-17		
13	12/01	Patriots	S	3	0	3	0.0	0.0	0	0	1	0	0	0	0	0	0	0	0	0	0	0	0	0	0	0	W	28-22		
14	12/08	Broncos	S	2	0	2	0.0	0.0	0	0	0	0	0	0	0	0	0	0	0	0	0	0	0	0	0	0	L	24-38		
15	12/15	at Titans	S	2	0	2	0.0	0.0	0	0	1	0	0	0	0	0	0	0	0	0	0	0	0	0	0	0	W	24-21		
16	12/21	at Buccaneers	P	3	3	0	1.0	3.0	1	3	1	0	0	0	0	0	0	0	0	0	0	0	0	0	0	0	W	23-20		
17	12/29	Titans	S	2	1	1	0.0	0.0	0	0	0	0	0	0	0	0	0	0	0	0	0	0	0	0	0	0	L	14-35		
2019 TOTALS			16-6	25	11	14	1.0	3.0	1	3	4	0	0	0	0	0	0	0	0	0	0	0	0	0	0	0	10-6			

2019 GAME-BY-GAME POSTSEASON STATISTICS (TEXANS)

				TACKLES							INTERCEPTIONS					FUMBLES			ST					MISC				
W	DATE	OPPONENT	P/S	TK	S	A	SK	YDS	TFL	YDS	QBH	NO	YDS	LG	TD	PD	FF	FR	YDS	TK	S	A	FF	FR	S	A	W/L	SCORE
01	01/04	Bills	P	2	1	1	0.0	0.0	0	0	0	0	0	0	0	0	0	0	0	0	0	0	0	0	0	0	W	22-19+
02	01/12	at Chiefs	P	0	0	0	0.0	0.0	0	0	0	0	0	0	0	0	0	0	0	0	0	0	0	0	0	0	L	31-51
2019 TOTALS			2-0	2	1	1	0.0	0.0	0	0	0	0	0	0	0	0	0	0	0	0	0	0	0	0	0	0	1-1	

+ - Overtime



DUKE EJIOFOR

OUTSIDE LINEBACKER

6-4 | 255 | WAKE FOREST

HOMETOWN: HOUSTON, TEXAS | AGE: 25

3RD NFL SEASON | 3RD WITH TEXANS | ACQUIRED: D6A-'18

CAREER GP/GS (POST): 12/0 (1/0)

TEAMS: HOU '18-20



53

TRANSACTIONS: Selected by the Houston Texans with the third pick of the sixth round (177th overall) in the 2018 NFL Draft.

2019 (Houston 0/0, 0/0):

- Spent the entire season on the Reserve/Injured list

2018 (Houston 12/0, 1/0):

- Finished with eight total tackles (six solo), 1.0 sack, two passes defended, two quarterback hits, one tackle for loss and one fumble recovery in 11 games as a rookie
- Inactive Week 1 at New England (9/9)
- Recorded three total tackles (two solo) and brought down Titans QB Blaine Gabbert for his first career sack in his NFL debut at Tennessee (9/16)
- Finished with two solo stops, one quarterback hit and his first career fumble recovery at Indianapolis (9/30)
- Notched his first career pass defended vs. Buffalo (10/14)
- Recorded two total tackles (one solo) at Jacksonville (10/21)
- Contributed on defense and special teams, and recorded one special teams tackle vs. Miami (10/25)
- Registered one pass defended at Denver (11/4)
- Inactive Weeks 11-13
- Tallied one solo tackle and contributed on special teams vs. Jacksonville (12/30)
- Recorded one solo tackle and two quarterback hits in his postseason debut in the Wild Card Round vs. Indianapolis (1/5/19)

COLLEGE:

- Played four seasons (2014-17) at Wake Forest University in Winston-Salem, N.C. after redshirting the 2013 campaign
- Compiled 128 total tackles (76 solo), 23.5 sacks, 41 tackles for loss, six pass breakups, two forced fumbles, two fumble recoveries and an interception in 42 career games played (31 starts)
- Ranks third in program history in career sacks and sixth in career tackles for loss
- Earned second team All-ACC honors as a senior after leading the Demon Deacons in sacks (6.5), tackles for loss (16.5) and quarterback hurries (nine), while he ranked third in the ACC in tackles for loss and eighth in sacks
- As a junior, was a consensus third-team All-ACC selection and a nominee for the Bednarik Award after leading Wake Forest with 10.5 sacks and was second on the team with 17 tackles for loss. His 10.5 sacks were a school record for a junior
- Posted 28 total tackles as a sophomore and led the team with 4.5 sacks on the year
- Recorded 12 total tackles and 2.0 in his redshirt freshman season

PERSONAL:

- Son of Dr. Samuel and Franca Ejiofor
- Attended Alief Taylor High School in Houston
- Honorable mention All-Greater Houston selection
- Recorded 47 total tackles, 15 tackles for loss, 8.0 sacks and six pass breakups as a senior
- Also lettered in track for Alief Taylor
- Graduated with a degree in sociology

DUKE EJIOFOR'S NFL REGULAR SEASON DEFENSIVE STATISTICS

DATE	TEAM	GP	GS	TACKLES								INTERCEPTIONS					FUMBLES			ST					MISC	
				TK	S	A	TFL	YDS	SK	YDS	QBH	NO	YDS	LG	TD	PD	FF	FR	YDS	TK	S	A	FF	FR	S	A
2018	Texans	12	0	8	6	2	1	8	1.0	8.0	2	0	0	0	0	2	0	1	0	1	0	1	0	0	0	
2019	Texans	0	0	0	0	0	0	0	0.0	0.0	0	0	0	0	0	0	0	0	0	0	0	0	0	0		
NFL TOTALS		12	0	8	6	2	1	8	1.0	8.0	2	0	0	0	0	2	0	1	0	1	0	1	0	0	0	

VETERAN BIOS

DUKE EJIOFOR'S NFL POSTSEASON DEFENSIVE STATISTICS

DATE	TEAM	GP	GS	TACKLES								INTERCEPTIONS						FUMBLES			ST					MISC	
				TK	S	A	TFL	YDS	SK	YDS	QBH	NO	YDS	LG	TD	PD	FF	FR	YDS	TK	S	A	FF	FR	S	A	
2018	Texans	1	0	1	1	0	0	0	0.0	0.0	2	0	0	0	0	0	0	0	0	0	0	0	0	0	0	0	
2019	Texans	0	0	0	0	0	0	0	0.0	0.0	0	0	0	0	0	0	0	0	0	0	0	0	0	0	0	0	
NFL TOTALS		1	0	1	1	0	0	0	0.0	0.0	2	0	0	0	0	0	0	0	0	0	0	0	0	0	0	0	

SINGLE-GAME HIGHS: DEFENSIVE

Total Tackles	3 at Tennessee Titans, Sep 16, 2018	Fumble Recoveries	1 at Indianapolis Colts, Sep 30, 2018
Sacks	1.0 at Tennessee Titans, Sep 16, 2018	Tackles For Loss	1 at Tennessee Titans, Sep 16, 2018
Passes Defensed	1 at Denver Broncos, Nov 04, 2018	Special Teams Tackles	1 vs. Miami Dolphins, Oct 25, 2018
...1 more at 1.			

SINGLE-GAME HIGHS - POSTSEASON: DEFENSIVE

Total Tackles	1 vs. Indianapolis Colts, Jan 05, 2019
----------------------	--

2019 GAME-BY-GAME REGULAR SEASON STATISTICS (TEXANS)

W	DATE	OPPONENT	P/S	TACKLES								INTERCEPTIONS					FUMBLES			ST					MISC		W/L	SCORE
				TK	S	A	SK	YDS	TFL	YDS	QBH	NO	YDS	LG	TD	PD	FF	FR	YDS	TK	S	A	FF	FR	S	A		
01	09/09	at Saints										RESERVE/INJURED															L	28-30
02	09/15	Jaguars										RESERVE/INJURED															W	13-12
03	09/22	at Chargers										RESERVE/INJURED															W	27-20
04	09/29	Panthers										RESERVE/INJURED															L	10-16
05	10/06	Falcons										RESERVE/INJURED															W	53-32
06	10/13	at Chiefs										RESERVE/INJURED															W	31-24
07	10/20	at Colts										RESERVE/INJURED															L	23-30
08	10/27	Raiders										RESERVE/INJURED															W	27-24
09	11/03	at Jaguars										RESERVE/INJURED															W	26-3
11	11/17	at Ravens										RESERVE/INJURED															L	7-41
12	11/21	Colts										RESERVE/INJURED															W	20-17
13	12/01	Patriots										RESERVE/INJURED															W	28-22
14	12/08	Broncos										RESERVE/INJURED															L	24-38
15	12/15	at Titans										RESERVE/INJURED															W	24-21
16	12/21	at Buccaneers										RESERVE/INJURED															W	23-20
17	12/29	Titans										RESERVE/INJURED															L	14-35
2019 TOTALS				0	0	0	0.0	0.0	0	0	0	0	0	0	0	0	0	0	0	0	0	0	0	0	0	10-6		

2019 GAME-BY-GAME POSTSEASON STATISTICS (TEXANS)

				TACKLES								INTERCEPTIONS					FUMBLES			ST					MISC			
W	DATE	OPPONENT	P/S	TK	S	A	SK	YDS	TFL	YDS	QBH	NO	YDS	LG	TD	PD	FF	FR	YDS	TK	S	A	FF	FR	S	A	W/L	SCORE
01	01/04	Bills		RESERVE/INJURED																		W	22-19+					
02	01/12	at Chiefs		RESERVE/INJURED																		L	31-51					
2019 TOTALS				0	0	0	0.0	0.0	0	0	0	0	0	0	0	0	0	0	0	0	0	0	0	0	0	0	1-1	

+ - Overtime



KA'IMI FAIRBAIRN

KICKER

6-0 | 183 | UCLA

HOMETOWN: KAILUA, HAWAII | AGE: 26

5TH NFL SEASON | 5TH WITH TEXANS | ACQUIRED: CFA-'16

2019 GP/GS (POST): 16/0 (2/0) | CAREER GP/GS (POST): 48/0 (3/0)

TEAMS: HOU '16-20



7

TRANSACTIONS: Signed by the Houston Texans as a college free agent on May 6, 2016...Signed a contract extension with the Texans on March 10, 2020.

2019 (Houston 16/0, 2/0):

- Scored 100 points on the season, connecting on 20-of-25 field goal attempts (80.0 percent) and 40-of-45 extra point attempts (88.9 percent)
- Went 2-for-2 on field goal attempts and added an extra point in the win vs. Jacksonville (9/15). Extended his streak to 17 field goals made without a miss, dating back to Week 12 of the 2018 season, which marked the second-longest streak in team history (Neil Rackers: 18, 2010-11)
- Scored four points on one made field goal and one made extra point attempt vs. Carolina (9/29). Passed Neil Rackers (259) for fifth on the franchise's all-time scoring list with 260 and also passed Neil Rackers (59) for the third-most field goals made in franchise history with his 60th
- Scored 11 points on two made field goals and five made extra point attempts vs. Atlanta (10/6). Passed Randy Bullock (61) for the second-most career field goals made in franchise history
- Connected on 3-of-3 field goal attempts and added two made extra points, scoring 11 points at Indianapolis (10/20). Notched his 10th career game with three-or-more made field goals
- Scored nine points on two made field goals (33, 40) and three made extra point attempts vs. Oakland (10/27)
- Scored six points on one made field goal and three made extra point attempts vs. Denver (12/8), including a season-long 54-yard field goal
- Connected on a 29-yard field goal attempt in the fourth quarter to extend Houston's lead to 24-14 and added three made extra point attempts at Tennessee (12/15)
- Went 3-for-3 on field goal attempts and added two extra points at Tampa Bay (12/21). Logged his first career punt for 26 yards and landed it on the Buccaneers' 10-yard line
- Scored six points on two made field goal attempts in the Wild Card Round vs. Buffalo (1/4/20), including a 28-yard game-winning field goal in overtime, notching the first game-winning field goal in the postseason in Texans history

2018 (Houston 16/0, 1/0):

- Set franchise records and led the NFL in points scored

(150) and field goals made (37) in 2018

- Connected on his final 15 field goal attempts of the season
- Connected on both field goal attempts, two extra points and recorded touchbacks on four of his five kickoffs at New England (9/9)
- Made all three field goal attempts, including a season-long 54-yarder, and one extra point vs. the N.Y. Giants (9/23)
- Connected on 3-of-4 field goals including a 29-yarder to tie the game in overtime and his first career game-winning field goal, a 37-yarder, at Indianapolis (9/30)
- Scored 13 total points on four made field goals and one made extra point attempt vs. Dallas (10/7). Made a game-winning 36-yard field goal in overtime, becoming the first kicker to hit game-winning field goals in overtime in consecutive games since Eagles K David Akers in Weeks 10-11 of the 2000 season
- Scored eight total points on two made field goals and two made extra points at Jacksonville (10/21)
- Scored 11 total points on three made field goals and two made extra point attempts at Washington (11/18)
- Made two field goals and three extra points vs. Tennessee (11/26). Set the franchise record for the most points scored through 12 weeks of a season
- Scored 17 total points on five made field goals and two made extra point attempts vs. Cleveland (12/2). Set new single-game career highs with five made field goals and 17 points scored and broke the franchise record for the most points scored through 13 weeks of a season with 116
- Connected on all five field goal attempts and two extra point attempts at the N.Y. Jets (12/15). Tied his season high for points scored (17) and field goals made (five)
- Scored six total points on one made field goal and three made extra point attempts at Philadelphia (12/23). Passed Shayne Graham (138 in 2012) for the most points scored in a single season in franchise history
- Scored eight total points on two made field goals and two made extra point attempts and passed Nick Novak (35 in 2016) for the most field goals made in a single season in Texans history (37) vs. Jacksonville (12/30)
- Connected on one extra point attempt in his postseason debut in the Wild Card Round vs. Indianapolis (1/5/19)

2017 (Houston 16/0):

- Made 11 straight field goal attempts to start the 2017 season, the most consecutive field goals made to start a

VETERAN BIOS

Texans career in franchise history

- Recorded 49 touchbacks, which set a single-season franchise record and tied for the seventh-most touchbacks in the NFL in 2017
- Produced 92 points, which is the most by a first-year player in Texans history and the third-most by a rookie in 2017
- Added one extra point while recording touchbacks on both his kicks in his NFL debut vs. Jacksonville (9/10)
- Attempted and made his first two career field goals while accounting for over half of the team's points at Cincinnati (9/14)
- Converted all four field goals and three extra point attempts to produce 15 points at New England (9/24)
- Tallied three field goal conversions and six extra points to produce 15 total points of offense for the second consecutive week vs. Tennessee (10/1)
- Extended his franchise record by converting his 11th straight kick to start his Texans career at Seattle (10/29)
- Scored 10 total points on three made field goal attempts and one extra point conversion at Baltimore (11/27)
- Connected on a career-long 55-yard field goal and added an extra point vs. San Francisco (12/10)
- Launched a 52-yard field goal, converted on another kick and added on successfully extra point try at Indianapolis (12/31)

2016 (Houston 0/0, 0/0):

- Placed on the Reserve/Injured List on Aug. 30

COLLEGE:

- Played four seasons (2012-15) at the University of California, Los Angeles
- Lou Groza Award winner in 2015
- Became the all-time leading scorer for the Pac-12 Conference and UCLA during the 2015 season
- A consensus first-team All-America selection (AP, FWAA,

AFCA, Walter Camp, SI.com) following his senior season

- Finished his career by connecting on 41 straight field goal attempts from 35 yards and in
- Tied a UCLA record by connecting on a 60-yard field goal in 2015
- Handled all of the Bruins' placekicking duties in his four seasons with the program
- Added kickoff duty in years two, three and four
- First Bruin to score more than 100 points in four straight seasons

PERSONAL:

- Full name is John Christian Ka'iminoeauloameka'ikeokekumupa'a Fairbairn
- Attended Punahou School in Honolulu
- Name is pronounced Ka'imi (Kuh-EE-me) Fairbairn (Fair-Bairn)
- Two-star recruit according to Rivals.com and Scout.com
- As a senior, put 95 percent of his kickoffs into the end zone, and hit 13-of-18 field goal tries, including one from 55 yards
- Named first-team all-state as a senior and junior and to the All-ILH Division Team
- Earned second-team all-state honors as a sophomore
- Three-year winner of the Special Team MVP Award
- Also played soccer (central defender) for coach Dave Trifonovitch
- Named first-team all-state as a senior and junior for the two-time state champs
- ILH Defensive Player of the Year his last two seasons.
- Born in Kailua, Hawaii
- Parents are John and Rochelle Fairbairn
- Has one younger brother, Kona, and one younger sister, Kiara
- Earned a spot on the UCLA Athletic Director's Honor Roll in Fall 2012, Spring 2015
- Hobbies include playing golf

KA'IMI FAIRBAIRN'S NFL REGULAR SEASON KICKING STATISTICS

DATE	TEAM	GP	FGM	FGA	PCT.	LG	XP	XPA	PCT.	BLK	PTS
2016	Texans	0	0	0	0.0	0	0	0	0.0	0	0
2017	Texans	16	20	25	80.0	55	32	35	91.4	0	92
2018	Texans	16	37	42	88.1	54	39	41	95.1	0	150
2019	Texans	16	20	25	80.0	54	40	45	88.9	0	100
NFL TOTALS		48	77	92	83.7	55	111	121	91.7	0	342

KA'IMI FAIRBAIRN'S NFL POSTSEASON KICKING STATISTICS

DATE	TEAM	GP	FGM	FGA	PCT.	LG	XP	XPA	PCT.	BLK	PTS
2018	Texans	1	0	0	0.0	0	1	1	100.0	0	1
2019	Texans	2	3	4	75.0	41	4	4	100.0	0	13
NFL TOTALS		3	3	4	75.0	41	5	5	100.0	0	14

VETERAN BIOS

KA'IMI FAIRBAIRN'S NFL REGULAR SEASON FIELD-GOAL ACCURACY STATISTICS

DATE	TEAM	1-19	PCT.	20-29	PCT.	30-39	PCT.	40-49	PCT.	50+	PCT.
2016	Texans	0-0	0.0	0-0	0.0	0-0	0.0	0-0	0.0	0-0	0.0
2017	Texans	0-0	0.0	3-4	75.0	8-10	80.0	6-7	85.7	3-4	75.0
2018	Texans	1-1	100.0	9-9	100.0	11-11	100.0	12-15	80.0	4-6	66.7
2019	Texans	0-0	0.0	5-5	100.0	8-8	100.0	4-6	66.7	3-6	50.0
NFL TOTALS		1-1	100.0	17-18	94.4	27-29	93.1	22-28	78.6	10-16	62.5

KA'IMI FAIRBAIRN'S NFL POSTSEASON FIELD-GOAL ACCURACY STATISTICS

DATE	TEAM	1-19	PCT.	20-29	PCT.	30-39	PCT.	40-49	PCT.	50+	PCT.
2018	Texans	0-0	0.0	0-0	0.0	0-0	0.0	0-0	0.0	0-0	0.0
2019	Texans	0-0	0.0	1-1	100.0	1-1	100.0	1-1	100.0	0-1	0.0
NFL TOTALS		0-0	0.0	1-1	100.0	1-1	100.0	1-1	100.0	0-1	0.0

SINGLE-GAME HIGHS: KICKER

Field Goals Made	5 at New York Jets, Dec 15, 2018 ...1 more at 5.	PAT Attempts	7 vs. Atlanta Falcons, Oct 06, 2019 ...1 more at 7.
Field Goal Attempts	5 at New York Jets, Dec 15, 2018 ...3 more at 5.	Points	17 at New York Jets, Dec 15, 2018 ...1 more at 17.
Longest Field Goals Made	55 vs. San Francisco 49ers, Dec 10, 2017	Special Teams Tackles	1 vs. Denver Broncos, Dec 08, 2019 ...2 more at 1.
PATs Made	6 vs. Miami Dolphins, Oct 25, 2018 ...1 more at 6.		

SINGLE-GAME HIGHS - POSTSEASON: KICKER

Field Goals Made	2 vs. Buffalo Bills, Jan 04, 2020	PATs Made	4 at Kansas City Chiefs, Jan 12, 2020
Field Goal Attempts	2 at Kansas City Chiefs, Jan 12, 2020 ...1 more at 2.	PAT Attempts	4 at Kansas City Chiefs, Jan 12, 2020
Longest Field Goals Made	41 vs. Buffalo Bills, Jan 04, 2020	Points	7 at Kansas City Chiefs, Jan 12, 2020

2019 GAME-BY-GAME REGULAR SEASON STATISTICS (TEXANS)

W	DATE	OPPONENT	P	FIELD GOALS				EXTRA POINTS				PTS	W/L	SCORE
				FGM	FGA	PCT	LG	XP	XPA	PCT	BLK			
01	09/09	at Saints	P	0	0	0.0	0	4	4	100.0	0	4	L	28-30
02	09/15	Jaguars	P	2	2	100.0	39	1	1	100.0	0	7	W	13-12
03	09/22	at Chargers	P	0	1	0.0	0	3	4	75.0	0	3	W	27-20
04	09/29	Panthers	P	1	2	50.0	37	1	1	100.0	0	4	L	10-16
05	10/06	Falcons	P	2	2	100.0	50	5	7	71.4	0	11	W	53-32
06	10/13	at Chiefs	P	1	2	50.0	44	2	3	66.7	0	5	W	31-24
07	10/20	at Colts	P	3	3	100.0	47	2	2	100.0	0	11	L	23-30
08	10/27	Raiders	P	2	2	100.0	40	3	3	100.0	0	9	W	27-24
09	11/03	at Jaguars	P	2	3	66.7	52	2	3	66.7	1	8	W	26-3
11	11/17	at Ravens	P	0	1	0.0	0	1	1	100.0	0	1	L	7-41
12	11/21	Colts	P	2	2	100.0	36	2	2	100.0	0	8	W	20-17
13	12/01	Patriots	P	0	0	0.0	0	4	4	100.0	0	4	W	28-22
14	12/08	Broncos	P	1	1	100.0	54	3	3	100.0	0	6	L	24-38
15	12/15	at Titans	P	1	1	100.0	29	3	3	100.0	0	6	W	24-21
16	12/21	at Buccaneers	P	3	3	100.0	37	2	2	100.0	0	11	W	23-20
17	12/29	Titans	P	0	0	0.0	0	2	2	100.0	0	2	L	14-35
2019 TOTALS				16	20	80.0	54	40	45	88.9	1	100	10-6	

VETERAN BIOS

2019 GAME-BY-GAME POSTSEASON STATISTICS (TEXANS)

W	DATE	OPPONENT		FIELD GOALS				EXTRA POINTS				PTS	W/L	SCORE
				FGM	FGA	PCT	LG	XP	XPA	PCT	BLK			
01	01/04	Bills	P	2	2	100.0	41	0	0	0.0	0	6	W	22-19+
02	01/12	at Chiefs	P	1	2	50.0	31	4	4	100.0	0	7	L	31-51
2019 TOTALS			2	3	4	75.0	41	4	4	100.0	0	13	1-1	

+ - Overtime



DARREN FELLS

TIGHT END

6-7 | 270 | CALIFORNIA-IRVINE

HOMETOWN: FULLERTON, CALIF. | AGE: 34

7TH NFL SEASON | 2ND WITH TEXANS | ACQUIRED: FA-'19

2019 GP/GS (POST): 16/14 (2/2) | CAREER GP/GS (POST): 87/63 (5/4)

TEAMS: ARI '13-16; DET '17; CLE '18; HOU '19-20



87

TRANSACTIONS: Signed by the Seattle Seahawks on March 6, 2013...Waived by the Seahawks on May 8, 2013...Signed by the Seahawks on May 20, 2013...Waived by the Seahawks on Aug. 31, 2013...Signed to the Arizona Cardinals' practice squad on Oct. 9, 2013...Signed by the Cardinals on Jan. 1, 2014...Re-signed by the Cardinals on Feb. 1, 2016...Signed by the Detroit Lions as an unrestricted free agent on March 11, 2017...Signed by the Cleveland Browns as an unrestricted free agent on March 15, 2018...Signed by the Houston Texans as a free agent on March 19, 2019...Signed a contract extension with the Texans on March 10, 2020.

CAREER:

- Registered 102 receptions for 1,171 yards (11.5 avg.) and 17 touchdowns in 87 career games played with 63 starts for three NFL franchises from 2013-19
- One of only seven tight ends in the NFL to average at least 10.0 yards per reception every season since 2014
- Tallied 12 receptions for 110 yards (9.2 avg.) and three touchdowns in five career postseason games
- Became the only NFL player with more than 10 receiving touchdowns (13) on less than 100 targets (77) since 2017
- Passed Owen Daniels (six in 2012) and Joel Dreessen (six in 2011) for the most touchdown receptions by a tight end in a single season in Texans history
- Played professional basketball internationally in Argentina, Mexico, France, Belgium and Finland before returning to the United States to play football in 2013

2019 (Houston 16/14, 2/2):

- Played in all 16 games (14 starts) in his first season with the Texans and established single-season career highs in receptions (34), receiving yards (341) and receiving touchdowns (7)
- His seven touchdowns set a new franchise record for touchdown receptions by a tight end in a single season and made him the only player in the NFL with at least seven touchdown receptions on less than 50 targets in 2019
- Started in both postseason contests and set career postseason highs with seven receptions for 59 yards (8.4 avg.) and notched one touchdown
- Started in the season opener at New Orleans (9/9), his Texans debut
- Notched his first touchdown as a member of the Texans and the 11th of his career in the Week 3 win over the L.A. Chargers (9/22). Finished the game with five receptions

- for 49 yards (9.8 avg.) and a touchdown
- Pulled in two receptions for 20 receiving yards (10.0 avg.) and two touchdowns vs. Atlanta (10/6). His two touchdowns tied his single-game career high and marked his second career game with multiple receiving touchdowns
- Set a new single-game career high with six receptions and posted 69 receiving yards (11.5 avg.) at Kansas City (10/13), the second most receiving yards in a game in his career
- Finished with 58 receiving yards and two touchdowns on six receptions (9.7 avg.) vs. Oakland (10/27), including a season-long 23-yard reception. Posted his third career game with multiple receiving touchdowns, which ties Eric Ebron (three) and Zach Ertz (three) for the second-most games with multiple touchdowns among tight ends since 2017, trailing only Travis Kelce (four)
- Caught one pass for a one-yard touchdown at Jacksonville (11/3) for his sixth touchdown of the season, which led all NFL tight ends through Week 9 and tied Owen Daniels (six in 2012) and Joel Dreessen (six in 2011) for the most touchdown receptions by a tight end in a single season in franchise history
- Notched 23 receiving yards and one touchdown on two catches (11.5 avg.) vs. New England (12/1), setting a new franchise mark for most touchdown receptions in a single season by a tight end
- Set postseason single-game career highs in receptions and receiving yards, recording four receptions for 37 yards (9.3 avg.) in the win over Buffalo in the Wild Card Round (1/4/20)
- Pulled in three passes for 22 yards (7.3 avg.) and a touchdown in the Divisional Round at Kansas City (1/12/20)

2018 (Cleveland 16/11):

- Recorded 11 receptions for 117 yards (10.6 avg.) and three touchdowns, and helped the Browns rushing offense improve from 4.46 yards per carry in 2017 to 4.61 in 2018
- Hauled in a career-long 49-yard touchdown at Oakland (9/30)
- Tallied one reception for six yards (6.0 avg.) and one touchdown at Cincinnati (11/25)
- Notched a season-high three receptions for 18 yards (6.0 avg.) and one touchdown vs. Cincinnati (12/23)

VETERAN BIOS

2017 (Detroit 16/13):

- ✎ Finished with 17 receptions for 177 yards (10.4 avg.) and three touchdowns in 16 games played
- ✎ Registered four receptions for 40 yards (10.0 avg.) at Minnesota (10/1)
- ✎ Hauled in two receptions for 24 yards (12.0 avg.) and a career-high two touchdowns vs. Carolina (10/8)
- ✎ Caught two passes for 26 yards (13.0 avg.) and one touchdown at New Orleans (10/15)

2016 (Arizona 14/7):

- ✎ Tallied 14 receptions for 154 yards (11.0 avg.) and one interception in 14 games played
- ✎ Helped block for an offense which recorded the third-most rushing touchdowns (20) in the NFL
- ✎ Matched a career high with four receptions for 31 yards (7.8 avg.) vs. Tampa Bay (9/18)
- ✎ Hauled in a 37-yard touchdown reception at the L.A. Rams (1/1/17)

2015 (Arizona 14/12, 2/1):

- ✎ Registered a career-high 21 receptions for 311 yards (14.8 avg.) and three touchdowns in 14 games played
- ✎ Notched four receptions for a career-high 82 yards (20.5 avg.) and one touchdown vs. New Orleans (9/13)
- ✎ Caught two passes for 25 yards (12.5 avg.) and one touchdown at Detroit (10/11)
- ✎ Hauled in an 18-yard touchdown vs. Cincinnati (11/22)
- ✎ Recorded three receptions for 54 yards (18.0 avg.) at Philadelphia (12/20)
- ✎ Finished with two receptions for 36 yards (18.0 avg.) and one touchdown at Carolina in the NFC Championship

Game (1/24/16)

2014 (Arizona 10/5, 1/1):

- ✎ Recorded five receptions for 71 yards (14.2 avg.) in 10 games as a rookie
- ✎ Notched two receptions for 39 yards (19.5 avg.) at San Francisco (12/28)
- ✎ Caught one pass for one yard and his first-career touchdown in his postseason debut in the Wild Card Playoff at Carolina (1/3/15)

COLLEGE:

- ✎ Played basketball for four seasons (2004-08) at the University of California, Irvine (Calif.)
- ✎ Averaged 10.2 points and 6.3 rebounds per game in 123 career games (93 starts)
- ✎ Earned second-team All-Big West honors as a senior in 2007-08
- ✎ Named All-Big West honorable mention as a sophomore in 2005-06 and again as a junior in 2006-07

PERSONAL:

- ✎ Attended Fullerton (Calif.) High School
- ✎ Earned all-state honors as a tight end in football, and was an All-CIF Southern Section II-A first-team selection
- ✎ Brother, Daniel, is a former NFL tight end for the New England Patriots, New York Giants, Denver Broncos and St. Louis Rams
- ✎ Played professional basketball internationally in Argentina, Mexico, France, Belgium and Finland before returning to the United States to play football
- ✎ Majored in sociology at UC Irvine

DARREN FELLS' NFL REGULAR SEASON RUSHING/RECEIVING STATISTICS

DATE	TEAM	GP	GS	RECEIVING					RUSHING				
				NO.	YDS	AVG	LG	TD	NO.	YDS.	AVG.	LG	TD
2013	Cardinals	0	0	0	0	0.0	0	0	0	0	0.0	0	0
2014	Cardinals	10	5	5	71	14.2	24	0	0	0	0.0	0	0
2015	Cardinals	15	13	21	311	14.8	48	3	0	0	0.0	0	0
2016	Cardinals	14	7	14	154	11.0	37t	1	0	0	0.0	0	0
2017	Lions	16	13	17	177	10.4	23	3	0	0	0.0	0	0
2018	Browns	16	11	11	117	10.6	49t	3	0	0	0.0	0	0
2019	Texans	16	14	34	341	10.0	24	7	0	0	0.0	0	0
NFL TOTALS		87	63	102	1,171	11.5	49t	17	0	0	0.0	0	0

DARREN FELLS' NFL POSTSEASON RUSHING/RECEIVING STATISTICS

DATE	TEAM	GP	GS	RECEIVING					RUSHING				
				NO.	YDS	AVG	LG	TD	NO.	YDS.	AVG.	LG	TD
2014	Cardinals	1	1	1	1	1.0	1t	1	0	0	0.0	0	0
2015	Cardinals	2	1	4	50	12.5	21t	1	0	0	0.0	0	0
2019	Texans	2	2	7	59	8.4	14	1	0	0	0.0	0	0
NFL TOTALS		5	4	12	110	9.2	21t	3	0	0	0.0	0	0

VETERAN BIOS

SINGLE-GAME HIGHS: RUSHING/RECEIVING

Receptions	6 vs. Oakland Raiders, Oct 27, 2019 ...1 more at 6.	Kickoff Return Yards	10 vs. Chicago Bears, Dec 16, 2017
Receiving Yards	82 vs. New Orleans Saints, Sep 13, 2015	Longest Kickoff Return	10 vs. Chicago Bears, Dec 16, 2017
Longest Receptions	49t at Oakland Raiders, Sep 30, 2018	Special Teams Tackles	1 at Oakland Raiders, Sep 30, 2018
Receiving TDs	2 vs. Oakland Raiders, Oct 27, 2019 ...2 more at 2.	Miscellaneous Tackles	1 at Baltimore Ravens, Nov 17, 2019 ...2 more at 1.
All-purpose yards	82 vs. New Orleans Saints, Sep 13, 2015	Most TDs	2 vs. Oakland Raiders, Oct 27, 2019 ...2 more at 2.
Kickoff Returns	1 vs. Chicago Bears, Dec 16, 2017		

SINGLE-GAME HIGHS - POSTSEASON: RUSHING/RECEIVING

Receptions	4 vs. Buffalo Bills, Jan 04, 2020	Receiving TDs	1 at Kansas City Chiefs, Jan 12, 2020 ...2 more at 1.
Receiving Yards	37 vs. Buffalo Bills, Jan 04, 2020	All-purpose yards	37 vs. Buffalo Bills, Jan 04, 2020
Longest Receptions	21t at Carolina Panthers, Jan 24, 2016	Most TDs	1 at Kansas City Chiefs, Jan 12, 2020 ...2 more at 1.

2019 GAME-BY-GAME REGULAR SEASON STATISTICS (TEXANS)

W	DATE	OPPONENT	P/S	RECEIVING					RUSHING					W/L	SCORE
				NO	YDS	AVG	LG	TD	NO	YDS	AVG	LG	TD		
01	09/09	at Saints	S	0	0	0.0	0	0	0	0	0.0	0	0	L	28-30
02	09/15	Jaguars	S	1	9	9.0	9	0	0	0	0.0	0	0	W	13-12
03	09/22	at Chargers	S	5	49	9.8	16t	1	0	0	0.0	0	0	W	27-20
04	09/29	Panthers	S	1	12	12.0	12	0	0	0	0.0	0	0	L	10-16
05	10/06	Falcons	S	2	20	10.0	12t	2	0	0	0.0	0	0	W	53-32
06	10/13	at Chiefs	S	6	69	11.5	18	0	0	0	0.0	0	0	W	31-24
07	10/20	at Colts	S	2	27	13.5	19	0	0	0	0.0	0	0	L	23-30
08	10/27	Raiders	S	6	58	9.7	23	2	0	0	0.0	0	0	W	27-24
09	11/03	at Jaguars	S	1	1	1.0	1t	1	0	0	0.0	0	0	W	26-3
11	11/17	at Ravens	S	1	18	18.0	18	0	0	0	0.0	0	0	L	7-41
12	11/21	Colts	S	1	24	24.0	24	0	0	0	0.0	0	0	W	20-17
13	12/01	Patriots	S	2	23	11.5	13t	1	0	0	0.0	0	0	W	28-22
14	12/08	Broncos	P	2	2	1.0	2	0	0	0	0.0	0	0	L	24-38
15	12/15	at Titans	S	1	2	2.0	2	0	0	0	0.0	0	0	W	24-21
16	12/21	at Buccaneers	S	3	27	9.0	17	0	0	0	0.0	0	0	W	23-20
17	12/29	Titans	P	0	0	0.0	0	0	0	0	0.0	0	0	L	14-35
2019 TOTALS				16-14	34	341	10.0	24	7	0	0	0.0	0	10-6	

2019 GAME-BY-GAME POSTSEASON STATISTICS (TEXANS)

W	DATE	OPPONENT	P/S	RECEIVING					RUSHING					W/L	SCORE
				NO	YDS	AVG	LG	TD	NO	YDS	AVG	LG	TD		
01	01/04	Bills	S	4	37	9.3	14	0	0	0	0.0	0	0	W	22-19+
02	01/12	at Chiefs	S	3	22	7.3	9	1	0	0	0.0	0	0	L	31-51
2019 TOTALS				2-2	7	59	8.4	14	1	0	0	0.0	0	1-1	

+ - Overtime



WILL FULLER V

WIDE RECEIVER

6-0 | 184 | NOTRE DAME

HOMETOWN: PHILADELPHIA, PA. | AGE: 26

5TH NFL SEASON | 5TH WITH TEXANS | ACQUIRED: D1-'16

2019 GP/GS (POST): 11/11 (1/1) | CAREER GP/GS (POST): 42/41 (3/3)

TEAMS: HOU '16-'20



15

TRANSACTIONS: Selected by the Houston Texans with the 21st pick in the first round (21st overall) of the 2016 NFL Draft.

2019 (Houston 11/11, 1/1):

- Established new single-season career highs in receptions (49) and receiving yards (670) despite playing in only 11 games (11 starts). Also posted three receiving touchdowns on the year
- Finished the season opener at New Orleans (9/9) with two receptions for 69 yards (34.5 avg.), including a game-long 54-yard catch, which was the fifth-longest reception in a season-opener in franchise history
- Finished tied for the team lead with 40 receiving yards on five catches (8.0 avg.) in the Week 2 win vs. Jacksonville (9/15). Has now caught at least one pass in all 33 career games, which is the third-longest streak in team history to start a career
- Established single-game career highs with 217 receiving yards and three touchdowns on 14 receptions (15.5 avg.) vs. Atlanta (10/6). His three touchdowns and 14 receptions are both tied for single-game franchise records. Joined Jimmy Smith (Week 2 of 2000), Jerry Rice (Week 16 of 1995) and Steve Largent (Week 6 of 1987) as the only players to record at least 14 receptions, 200 receiving yards and three touchdowns in a game in NFL history
- Tallied 51 receiving yards on five receptions (10.2 avg.), including a 30-yard reception in the third quarter in the Week 3 win over the L.A. Chargers (9/22)
- Tallied 23 receiving yards on three receptions (7.7 avg.) vs. Carolina (9/29)
- Finished with 44 receiving yards on five receptions (8.8 avg.) at Kansas City (10/13)
- Led the team with 140 receiving yards on seven catches (20.0 avg.) vs. Indianapolis (11/21), including a 51-yard reception in the third quarter, marking his fifth career reception of 50-or-more yards to become the seventh player in the NFL with a 50-yard reception in each season since he entered the league in 2016
- Finished with 61 receiving yards on five receptions (12.2 avg.) at Tennessee (12/15) and established a new single-season career high in receiving yards with 659 (had 635 in 2016). Logged his ninth reception of 30-or-more yards in 2019, which tied for the seventh-most in the NFL on the season
- Saw action in his first playoff game since 2016 and finished second on the team with 89 yards on five

receptions (17.8 avg.) in the Divisional Round at Kansas City (1/12/20), including a 39-yarder in the third quarter, his longest career postseason reception and the fourth-longest catch in Texans playoff history

2018 (Houston 7/7, 0/0):

- Finished with 32 receptions for 502 yards (15.7 avg.) and four touchdowns in seven games in 2018
- Recorded a team-high 113 receiving yards on eight receptions (14.1 avg.) and one touchdown at Tennessee (9/16)
- Led the team with 101 receiving yards on five receptions (20.2 avg.) and one touchdown vs. the N.Y. Giants (9/23). Became the first Texans player with 100-or-more receiving yards in back-to-back games since he accomplished the feat in Weeks 1-2 of the 2016 season
- Caught four passes for 49 yards (12.3 avg.) and one touchdown at Indianapolis (9/30). Extended his streak of games with a touchdown reception when QB Deshaun Watson starts to seven games. In those seven games with Watson, he recorded 10 receiving touchdowns
- Finished tied for second on the team with 33 yards receiving on two catches (16.5 avg.) vs. Buffalo (10/14)
- Led the team with 68 yards receiving on six receptions (11.3 avg.) and eclipsed 100 career receptions at Jacksonville (10/21)
- Finished with a team-high 124 yards receiving on five receptions (24.8 avg.), including a career-long 73-yard touchdown vs. Miami (10/25)
- Placed on the Reserve/Injured list on Oct. 30, 2018

2017 (Houston 10/10):

- Despite only playing 10 games, compiled 423 yards receiving on 28 receptions (15.1 avg.) and set a single-season career high with seven receiving touchdowns
- Tied for 19th in the NFL in receiving touchdowns and was the only player in the top-30 of receiving touchdowns with fewer than 11 games played
- Scored a touchdown on seven of his first 11 receptions of the season. Since 1991, no player in the NFL has reached seven receiving touchdowns on fewer receptions in a season
- Led the NFL with three games of two-or-more receiving touchdowns
- Became the fourth player in team history with a touchdown reception in four straight games, joining WR DeAndre Hopkins (2017), RB Arian Foster (2014) and WR

Andre Johnson (2007, 2010-11)

- ✦ Made his season debut vs. Tennessee (10/1) and recorded four receptions for 35 yards (8.8 avg.) and two touchdowns. This marked his first multi-touchdown reception game and he topped 50 career receptions during the game
- ✦ Finished with two receptions for 57 yards (28.5 avg.) and two touchdowns while recording a 49-yard punt return vs. Kansas City (10/8)
- ✦ Caught two passes for 62 yards (32.0 avg.) and a game-long 39-yard touchdown pass vs. Cleveland (10/15), extending his touchdown streak to three games
- ✦ Hauled in five passes for 125 yards (25.0 avg.) and two touchdowns at Seattle (10/29). On his first 11 receptions of the season, seven went for touchdowns, making Fuller V the first player since 1991 to accomplish the feat

2016 (Houston 14/13, 2/2):

- ✦ Finished third in the NFL among rookie wideouts with 635 receiving yards and sixth with 47 receptions (13.5 avg.)
- ✦ With 635 receiving yards this season, passed Jabar Gaffney (483 in 2002) for the third-most receiving yards by a rookie in Texans history
- ✦ With 47 receptions in 2016, tied Domanick Williams (47 in 2003) for the fourth-most receptions by a rookie in Texans history
- ✦ Only the second rookie in NFL history to record 300 scrimmage yards and a return touchdown in the first four games of a season, and first since 49ers RB Hugh McElhenny in 1952
- ✦ Among Texans rookies through their first four career games, Fuller tied for the most touchdowns (two) and ranked second in receiving yards (323) and third in receptions (19)
- ✦ Became the first Texans rookie to return a punt for a touchdown and was the first player in Texans history to record a receiving touchdown and a punt return touchdown in the same game vs. Tennessee (10/2). He was also the fourth NFL rookie in the past 15 years to accomplish the feat, joining WR Tavon Austin, WR T.Y. Hilton and WR Dez Bryant
- ✦ Caught five passes for a team-leading 107 yards (21.4 avg.) and a touchdown in his first career NFL game vs. Chicago (9/11)
- ✦ Became the first rookie first-round draft choice with 100 receiving yards in a season opener since Steelers WR Louis Lipps vs. Kansas City (9/2/84)
- ✦ Finished second on the team with four receptions for 104 yards, averaging 26.0 yards per catch, vs. Kansas City (9/18)
- ✦ Became the first rookie in Texans history to open a season with two 100-yard receiving games
- ✦ Led the team with seven receptions for 81 yards (11.6 avg.) and a touchdown, and also scored a touchdown on his first career punt return, a 67-yard score, vs. Tennessee (10/2)
- ✦ Active but did not play in Week 6 vs. Indianapolis (10/16) with an injury
- ✦ Caught four passes for 22 yards (5.5 avg.) and logged his first career kickoff return for 19 yards at Denver (10/24) in Week 7
- ✦ Inactive for Week 10 at Jacksonville (11/13) with an injury
- ✦ Tied for second on the team with four receptions for 60

yards (15.0 avg.), including a long of 33 yards, and returned three punts for 27 yards vs. San Diego (11/27) in Week 12

- ✦ Registered five receptions for a team-leading 59 yards (11.8 avg.) and a 16-yard punt return at Green Bay (12/4) in Week 13
- ✦ Logged four receptions for 42 yards (10.5 avg.) and his first career rushing attempt, a three-yard loss, in addition to returning four punts for 38 yards and one kickoff return for 12 yards vs. Jacksonville (12/18) in Week 15
- ✦ Caught four passes for 37 yards (9.3 avg.) vs. Oakland in the AFC Wild Card round, setting the franchise rookie mark for postseason receptions in a game and was the second-most receiving yards by a Texans rookie in a postseason game
- ✦ Registered three receptions for 16 yards (5.3 avg.) at New England (1/14/17) in the AFC Divisional round and passed DeVier Posey (47 in 2012) for the most receiving yards by a rookie in Texans postseason history (53)

COLLEGE:

- ✦ Played three seasons (2013-15) at the University of Notre Dame in South Bend, Ind.
- ✦ Had 144 catches for 2,512 receiving yards (17.4 avg.) and 30 touchdowns in his Fighting Irish career
- ✦ Named an Associated Press Second-Team All-American and Biletnikoff Award Semifinalist following his senior season in which he compiled 62 catches, 1,258 receiving yards (20.3 avg.) and 14 receiving touchdowns
- ✦ Ranked third in the FBS with 15 touchdown catches as a junior in 2014
- ✦ Became the fourth player in school history with a pair of touchdown receptions of 72 yards or longer in a single season (Nick Eddy, 1964, Tim Brown, 1986, and Golden Tate, 2009)
- ✦ Averaged 17.4 yards per reception and 64.4 yards per game
- ✦ Finished second to Michael Floyd (37) for most receiving touchdowns in school history
- ✦ Played in the 2013 Pinstripe Bowl, 2014 Music City Bowl and 2016 Fiesta Bowl

PERSONAL:

- ✦ Attended Roman Catholic High School in Philadelphia
- ✦ First-team receiver on 2012 Pennsylvania Sports Writers AAAA All-State football team
- ✦ Named as a receiver to Philadelphia Daily News All-City squad for 2012
- ✦ First-team receiver on Philadelphia Inquirer All-Southeastern Pennsylvania team
- ✦ Named MVP of Philadelphia Catholic League 4A
- ✦ Made 57 receptions in 2012 for 932 yards and eight touchdowns in 2012
- ✦ Had 10 catches for 232 yards and two touchdowns in a 2012 win over Cardinal O'Hara
- ✦ Also played cornerback
- ✦ Honorable mention Pennsylvania all-state pick as a junior
- ✦ Grabbed 46 receptions in 2011 for 758 yards and 10 touchdowns on an 8-3 Roman Catholic team
- ✦ All Catholic League 4A pick in 2011 as both a receiver and defensive back
- ✦ A first-team all-city selection as a sophomore in 2010 by

VETERAN BIOS

Philadelphia Daily News

- ✎ Caught 39 passes for 650 yards and nine touchdowns in 2010
- ✎ Chosen for Semper Fidelis All-American Bowl and played for East squad

- ✎ Played for coach Joe McCort
- ✎ Son of Bill Fuller and Megan Mitchell
- ✎ Enrolled in the College of Arts and Letters, majoring in Africana studies

WILL FULLER V'S NFL REGULAR SEASON RUSHING/RECEIVING STATISTICS

DATE	TEAM	GP	GS	RECEIVING					RUSHING				
				NO.	YDS	AVG	LG	TD	NO.	YDS.	AVG.	LG	TD
2016	Texans	14	13	47	635	13.5	53	2	1	-3	-3.0	-3	0
2017	Texans	10	10	28	423	15.1	59t	7	2	9	4.5	5	0
2018	Texans	7	7	32	503	15.7	73t	4	0	0	0.0	0	0
2019	Texans	11	11	49	670	13.7	54	3	0	0	0.0	0	0
NFL TOTALS		42	41	156	2,231	14.3	73t	16	3	6	2.0	5	0

WILL FULLER V'S NFL POSTSEASON RUSHING/RECEIVING STATISTICS

DATE	TEAM	GP	GS	RECEIVING					RUSHING				
				NO.	YDS	AVG	LG	TD	NO.	YDS.	AVG.	LG	TD
2016	Texans	2	2	7	53	7.6	19	0	0	0	0.0	0	0
2018	Texans	0	0	0	0	0.0	0	0	0	0	0.0	0	0
2019	Texans	1	1	5	89	17.8	39	0	0	0	0.0	0	0
NFL TOTALS		3	3	12	142	11.8	39	0	0	0	0.0	0	0

WILL FULLER V'S NFL REGULAR SEASON RETURN STATISTICS

DATE	TEAM	RET.	KICKOFF RETURNS					PUNT RETURNS				
			YDS.	AVG.	LG	TD	NO.	FC	YDS	AVG	LG	TD
2016	Texans	2	31	15.5	19	0	11	6	165	15.0	67t	1
2017	Texans	0	0	0.0	0	0	9	6	135	15.0	49	0
2018	Texans	0	0	0.0	0	0	0	0	0	0.0	0	0
2019	Texans	0	0	0.0	0	0	0	0	0	0.0	0	0
NFL TOTALS		2	31	15.5	19	0	20	12	300	15.0	67t	1

WILL FULLER V'S NFL POSTSEASON RETURN STATISTICS

DATE	TEAM	RET.	KICKOFF RETURNS					PUNT RETURNS				
			YDS.	AVG.	LG	TD	NO.	FC	YDS	AVG	LG	TD
2016	Texans	1	12	12.0	12	0	2	1	34	17.0	18	0
2018	Texans	0	0	0.0	0	0	0	0	0	0.0	0	0
2019	Texans	0	0	0.0	0	0	0	0	0	0.0	0	0
NFL TOTALS		1	12	12.0	12	0	2	1	34	17.0	18	0

VETERAN BIOS

SINGLE-GAME HIGHS: RUSHING/RECEIVING

Rush Attempts	1 vs. Kansas City Chiefs, Oct 08, 2017 ...2 more at 1.
Rushing Yards	5 vs. Kansas City Chiefs, Oct 08, 2017
Longest Runs	5 vs. Kansas City Chiefs, Oct 08, 2017
Receptions	14 vs. Atlanta Falcons, Oct 06, 2019
Receiving Yards	217 vs. Atlanta Falcons, Oct 06, 2019
Longest Receptions	73t vs. Miami Dolphins, Oct 25, 2018
Receiving TDs	3 vs. Atlanta Falcons, Oct 06, 2019
All-purpose yards	217 vs. Atlanta Falcons, Oct 06, 2019
Kickoff Returns	1 vs. Jacksonville Jaguars, Dec 18, 2016 ...1 more at 1.

Kickoff Return Yards	19 at Denver Broncos, Oct 24, 2016
Longest Kickoff Return	19 at Denver Broncos, Oct 24, 2016
Fair Catches	2 at Jacksonville Jaguars, Dec 17, 2017 ...1 more at 2.
Punt Return Yards	67 vs. Tennessee Titans, Oct 02, 2016
Longest Punt Return	67t vs. Tennessee Titans, Oct 02, 2016
Punt Returns	4 vs. Jacksonville Jaguars, Dec 18, 2016
Punt Return TDs	1 vs. Tennessee Titans, Oct 02, 2016
Most TDs	3 vs. Atlanta Falcons, Oct 06, 2019

SINGLE-GAME HIGHS - POSTSEASON: RUSHING/RECEIVING

Receptions	5 at Kansas City Chiefs, Jan 12, 2020
Receiving Yards	89 at Kansas City Chiefs, Jan 12, 2020
Longest Receptions	39 at Kansas City Chiefs, Jan 12, 2020
All-purpose yards	89 at Kansas City Chiefs, Jan 12, 2020
Kickoff Returns	1 at New England Patriots, Jan 14, 2017
Kickoff Return Yards	12 at New England Patriots, Jan 14, 2017

Longest Kickoff Return	12 at New England Patriots, Jan 14, 2017
Fair Catches	1 at New England Patriots, Jan 14, 2017
Punt Return Yards	34 at New England Patriots, Jan 14, 2017
Longest Punt Return	18 at New England Patriots, Jan 14, 2017
Punt Returns	2 at New England Patriots, Jan 14, 2017

100-YARD RECEIVING GAMES (8): REGULAR SEASON

DATE	TEAM	NO.	YDS.	AVG.	LG	TD
09/11/16	BEARS	5	107	21.4	35	1
09/18/16	CHIEFS	4	104	26.0	53	0
10/29/17	at Seahawks	5	125	25.0	59t	2
09/16/18	at Titans	8	113	14.1	39t	1
09/23/18	GIANTS	5	101	20.2	37	1
10/25/18	DOLPHINS	5	124	24.8	73t	1
10/06/19	FALCONS	14	217	15.5	44t	3
11/21/19	COLTS	7	140	20.0	51	0

2019 GAME-BY-GAME REGULAR SEASON STATISTICS (TEXANS)

W	DATE	OPPONENT	P/S	RECEIVING					RUSHING					W/L	SCORE
				NO	YDS	AVG	LG	TD	NO	YDS	AVG	LG	TD		
01	09/09	at Saints	S	2	69	34.5	54	0	0	0	0.0	0	0	L	28-30
02	09/15	Jaguars	S	4	40	10.0	28	0	0	0	0.0	0	0	W	13-12
03	09/22	at Chargers	S	5	51	10.2	30	0	0	0	0.0	0	0	W	27-20
04	09/29	Panthers	S	3	23	7.7	12	0	0	0	0.0	0	0	L	10-16
05	10/06	Falcons	S	14	217	15.5	44t	3	0	0	0.0	0	0	W	53-32
06	10/13	at Chiefs	S	5	44	8.8	12	0	0	0	0.0	0	0	W	31-24
07	10/20	at Colts	S	1	6	6.0	6	0	0	0	0.0	0	0	L	23-30
08	10/27	Raiders						INACTIVE						W	27-24
09	11/03	at Jaguars						INACTIVE						W	26-3
11	11/17	at Ravens						INACTIVE						L	7-41
12	11/21	Colts	S	7	140	20.0	51	0	0	0	0.0	0	0	W	20-17
13	12/01	Patriots	S	1	8	8.0	8	0	0	0	0.0	0	0	W	28-22
14	12/08	Broncos						INACTIVE						L	24-38
15	12/15	at Titans	S	5	61	12.2	31	0	0	0	0.0	0	0	W	24-21
16	12/21	at Buccaneers	S	2	11	5.5	7	0	0	0	0.0	0	0	W	23-20
17	12/29	Titans						INACTIVE						L	14-35
2019 TOTALS			11-11	49	670	13.7	54	3	0	0	0.0	0	0	10-6	

VETERAN BIOS

2019 GAME-BY-GAME POSTSEASON STATISTICS (TEXANS)

W	DATE	OPPONENT	P/S	RECEIVING					RUSHING					W/L	SCORE
				NO	YDS	AVG	LG	TD	NO	YDS	AVG	LG	TD		
01	01/04	Bills							INACTIVE					W	22-19+
02	01/12	at Chiefs	S	5	89	17.8	39	0	0	0	0.0	0	0	L	31-51
2019 TOTALS			1-1	5	89	17.8	39	0	0	0	0.0	0	0	1-1	

+ - Overtime



ZACH FULTON

CENTER/GUARD

6-5 | 321 | TENNESSEE

HOMETOWN: HOMEWOOD, ILL. | AGE: 28

7TH NFL SEASON | 3RD WITH TEXANS | ACQUIRED: UFA-'18 (KC)

2019 GP/GS (POST): 15/15 (2/2) | CAREER GP/GS (POST): 91/74 (7/7)

TEAMS: KC '14-17; HOU '18-20



73

TRANSACTIONS: Selected by the Kansas City Chiefs with the 17th pick in the sixth round (193rd overall) of the 2014 NFL Draft...Signed by the Houston Texans as an unrestricted free agent on March 15, 2018.

2019 (Houston 15/15, 2/2):

- Started at right guard in 15 games in his second season with the Texans as part of an offensive line that helped pave the way for 125.6 rushing yards per game, the ninth-best mark in the league
- Started at right guard in the season opener at New Orleans (9/9) and paved the way for a 7.83 rushing average, the second-best mark in a single game in team history
- Started at right guard in the Week 3 win over the L.A. Chargers (9/22), and helped block for QB Deshaun Watson's 351 passing yards and three passing touchdowns, his sixth-career game of 3-plus touchdowns
- Started at right guard vs Atlanta (10/6) and played in every offensive snap, protecting QB Deshaun Watson who threw for 426 yards and five touchdowns
- Played every offensive snap in his fifth start at right guard at Kansas City (10/13) and was part of an offensive line that did not allow a sack for the second-consecutive week
- Started at right guard in the win over Jacksonville in London (11/3) as part of an offensive line that paved the way for 216 rushing yards, the most yards in a single game (216) since Week 12 of the 2018 season vs. Tennessee (281) and the second-most yards in a game under Head Coach Bill O'Brien
- Started at right guard as part of an offensive line that protected QB Deshaun Watson, only allowing one sack at Tennessee (12/15), which was the fifth time on the season the offensive line allowed one-or-less sacks
- Notched his sixth career postseason start, this time at right guard in the Wild Card Round vs. Buffalo (1/4/20) and helped pave the way for 141 rushing yards, which was the third most in a single game in Texans postseason history
- Started at right guard in the Divisional Round at Kansas City (1/12/20) and helped the offense gain the most total net yards (442) and most net passing yards (348) in a postseason game in franchise history

2018 (Houston 13/13, 1/1):

- Started in 13 games at right guard in his first season with the Texans

- Started at right guard in his Texans debut at New England (9/9) and helped post the second-highest team rushing total (167) in a season opener in franchise history
- Started at right guard and helped record a second-consecutive game with more than 140 team rushing yards at Tennessee (9/16)
- Started at right guard and helped the Texans record 466 yards of total offense at Indianapolis (9/30)
- Started at right guard and helped the Texans offense record 462 yards of total offense vs. Dallas (10/7)
- Started at right guard and helped the Texans rush for 139 yards at Washington (11/18)
- Started at right guard and blocked for a franchise-record 281 total yards vs. Tennessee (11/26)
- Started at right guard and helped the Texans rush for 134 yards vs. Jacksonville (12/30)
- Started at right guard in the Wild Card Round vs. Indianapolis (1/5/19)

2017 (Kansas City 15/12, 1/1):

- Played in 15 games, starting eight games at center, three games at left guard and one at right guard
- Was part of an offensive unit that ranked first in the NFL in rushing yards per play and ninth in rushing yards per game
- In his first start of the season at center, helped pave the way for Chiefs RB Kareem Hunt's 172-yard rushing performance at Los Angeles (9/24) in Week 3
- Started at center in AFC Wild Card Playoff vs. Tennessee (1/6/18)

2016 (Kansas City 16/12, 1/1):

- Appeared in all 16 games, starting 12 games at left guard

2015 (Kansas City 16/6, 2/2):

- Appeared in all 16 games
- Started at right guard at Cincinnati (10/4) in Week 4, vs. Chicago (10/11) in Week 5 and at Minnesota (10/18) in Week 6
- Started at center at Oakland (12/6) in Week 13
- Started at left guard vs. San Diego (12/13) in Week 14 and at Baltimore (12/20) in Week 15
- Started at center in his postseason debut and helped pave the way for 141 yards on the ground at Houston in the AFC Wild Card Playoff (1/9/16)

2014 (Kansas City 16/16):

VETERAN BIOS

- Started all 16 games at right guard during his rookie campaign
- Was the first Chiefs sixth round selection to start Week 1 since CB Steve Taylor in 1976
- Was the only rookie to start in the club's opening game of 2014

COLLEGE:

- Played four seasons (2010-13) at the University of Tennessee in Knoxville, Tenn.
- Saw action in 47 games and made 40 starts during his

collegiate career

- Started 40 of his last 42 games at right guard for the Volunteers
- Earned SEC Offensive Lineman of the Week (9/3/12)

PERSONAL:

- Full name is Zachery Quinn Fulton
- Son of Glen and Alma Fulton
- Attended Homewood-Flossmoor High School
- Selected to PrepStar Magazine's All-Region team and was named all-conference as a senior in 2009

ZACH FULTON'S NFL REGULAR SEASON STATISTICS

DATE	TEAM	GP	GS
2014	Chiefs	16	16
2015	Chiefs	16	6
2016	Chiefs	16	12
2017	Chiefs	15	12
2018	Texans	13	13
2019	Texans	15	15
NFL TOTALS		91	74

ZACH FULTON'S NFL POSTSEASON STATISTICS

DATE	TEAM	GP	GS
2015	Chiefs	2	2
2016	Chiefs	1	1
2017	Chiefs	1	1
2018	Texans	1	1
2019	Texans	2	2
NFL TOTALS		7	7

2019 GAME-BY-GAME REGULAR SEASON STATISTICS (TEXANS)


W	DATE	OPPONENT	P/S		W/L	SCORE
01	09/09	at Saints	S	DID NOT PLAY	L	28-30
02	09/15	Jaguars	S		W	13-12
03	09/22	at Chargers	S		W	27-20
04	09/29	Panthers			L	10-16
05	10/06	Falcons	S		W	53-32
06	10/13	at Chiefs	S		W	31-24
07	10/20	at Colts	S		L	23-30
08	10/27	Raiders	S		W	27-24
09	11/03	at Jaguars	S		W	26-3
11	11/17	at Ravens	S		L	7-41
12	11/21	Colts	S		W	20-17
13	12/01	Patriots	S		W	28-22
14	12/08	Broncos	S		L	24-38
15	12/15	at Titans	S		W	24-21
16	12/21	at Buccaneers	S		W	23-20
17	12/29	Titans	S		L	14-35
2019 TOTALS			15-15		10-6	

VETERAN BIOS

2019 GAME-BY-GAME POSTSEASON STATISTICS (TEXANS)

W	DATE	OPPONENT	P/S		W/L	SCORE
01	01/04	Bills	S		W	22-19+
02	01/12	at Chiefs	S		L	31-51
2019 TOTALS			2-2		1-1	

+ - Overtime



PHILLIP GAINES

CORNERBACK

6-0 | 193 | RICE

HOMETOWN: CONCORD, MASS. | AGE: 29

7TH NFL SEASON | 2ND WITH TEXANS | ACQUIRED: FA-'19

2019 GP/GS: 6/2 | CAREER GP/GS (POST): 58/24 (1/0)

TEAMS: KC '14-17; BUF '18; CLE '18; HOU '19-20



29

TRANSACTIONS: Selected by the Kansas City Chiefs in the third round (87th overall) of the 2014 NFL Draft...Signed by the Buffalo Bills as an unrestricted free agent on March 29, 2018...Released by the Bills on Nov. 6, 2018...Claimed off waivers by the Cleveland Browns on Nov. 7, 2018...Re-signed with the Browns on March 19, 2019...Released by the Browns on Sept. 7, 2019...Signed by the Houston Texans as a free agent on Sept. 11, 2019...Re-signed with the Texans on March 21, 2020.

2019 (Houston 6/2, 0/0):

- ✦ Played in six games (two starts) after being signed by the Texans prior to Week 2. Placed on the Reserve/Injured list on Oct. 21, 2019
- ✦ Made his Texans debut in the Week 2 win vs. Jacksonville (9/15), contributing on special teams
- ✦ Saw action on defense and special teams vs. Carolina (9/29) and notched his first tackle as a member of the Texans, while adding one more tackle on special teams
- ✦ Made his first start as a member of the Texans and recorded three solo tackles and one pass defended at Kansas City (10/13)
- ✦ Started at cornerback for the second consecutive game at Indianapolis (10/20) and finished tied for second on the team with seven total tackles (six solo) and added one pass defended

2018 (Buffalo 7/6; Cleveland 4/0):

- ✦ Played in 11 games with a career-high six starts in 2018, finishing the season with 36 tackles (28 solo)
- ✦ Spent time with the Bills and the Browns, playing in seven games (six starts) with Buffalo from Week 1 to Week 9 before being released and claimed off waivers by Cleveland prior to Week 10
- ✦ Logged a career-high 10 tackles (nine solo) in the Bills Week 8 game vs. New England (10/29)

2017 (Kansas City 14/3, 0/0):

- ✦ Saw action in 14 games (three starts) with the Chiefs, totaling 30 tackles, (24 solo), a career-high three tackles for loss and three passes defended
- ✦ Logged four solo tackles and a season-high two passes defended at Oakland (10/19)
- ✦ Notched a season-high five tackles, including one tackle for loss in the Week 3 win against the L.A. Chargers (9/24)

2016 (Kansas City 11/5, 1/0):

- ✦ Played in 11 games with Kansas City and established career highs in total tackles (43 total, 41 solo), passes defended (seven), forced fumbles (two) and recorded his first-career interception
- ✦ Matched his season high with seven solo tackles vs. Jacksonville (11/6) and logged his second forced fumble of the season, poking the ball free from RB T.J. Yeldon in the third quarter
- ✦ Posted his first-career interception at Indianapolis (10/30), picking off an Andrew Luck pass and leading to a Chiefs score just before halftime. Added four tackles and two passes defended in the game
- ✦ Registered his first-career forced fumble vs. the N.Y. Jets (9/25) after stripping RB Bilal Powell. Also matched his season high with seven solo tackles

2015 (Kansas City 3/3, 0/0):

- ✦ Started in the first three games of the season before being placed on the Reserve/Injured list for the remainder of the season
- ✦ In his three games played, totaled six tackles (five solo)

2014 (Kansas City 13/5):

- ✦ Played in 13 games (five starts) as a rookie and finished the season with 17 solo tackles, two tackles for loss, one quarterback hit, four passes defended and three tackles on special teams
- ✦ Tallied a season-high five solo tackles vs. Seattle (11/16) and added one tackle for loss in his second-career start

COLLEGE:

- ✦ Played in five seasons (2009-13) at Rice University in Houston, appearing in 52 games (40 starts) for the Owls
- ✦ As a redshirt senior in 2013, allowed just 13 receptions on 40 targets and led the team with four interceptions and 13 passes defended
- ✦ Tallied 38 passes defended over his collegiate career, which is the most in program history
- ✦ Two-time All-Conference USA selection (2012-13)
- ✦ Became the first draft pick from Rice University since 1976

PERSONAL:

- ✦ Attended Judson High School in Converse, Texas, where he was a two-year letterman, totaling 110 tackles and four interceptions. Also blocked five kicks as a senior
- ✦ Also ran track in high school, participating in hurdles and

VETERAN BIOS

the 4x100

PHILLIP GAINES' NFL REGULAR SEASON DEFENSIVE STATISTICS

DATE	TEAM	GP	GS	TACKLES								INTERCEPTIONS					FUMBLES			ST					MISC	
				TK	S	A	TFL	YDS	SK	YDS	QBH	NO	YDS	LG	TD	PD	FF	FR	YDS	TK	S	A	FF	FR	S	A
2014	Chiefs	13	5	17	17	0	2	5	0.0	0.0	1	0	0	0	0	4	0	0	0	3	3	0	0	0	0	0
2015	Chiefs	3	3	6	5	1	0	0	0.0	0.0	0	0	0	0	0	0	0	0	0	0	0	0	0	0	0	0
2016	Chiefs	11	5	43	41	2	1	3	0.0	0.0	0	1	0	0	0	7	2	0	0	1	1	0	0	0	0	0
2017	Chiefs	14	3	30	23	7	3	3	0.0	0.0	0	0	0	0	0	3	0	0	0	0	0	0	0	0	0	0
2018	Bills	7	6	30	24	6	1	2	0.0	0.0	0	0	0	0	0	2	0	0	0	0	0	0	0	0	0	0
2018	Browns	4	0	6	4	2	0	0	0.0	0.0	0	0	0	0	0	0	0	0	0	3	3	0	0	0	0	0
2018	TOTAL	11	6	36	28	8	1	2	0.0	0.0	0	0	0	0	0	2	0	0	0	3	3	0	0	0	0	0
2019	Texans	6	2	11	10	1	1	4	0.0	0.0	0	0	0	0	0	2	0	0	0	2	2	0	0	0	0	0
NFL TOTALS		58	24	143	124	19	8	17	0.0	0.0	1	1	0	0	0	18	2	0	0	9	9	0	0	0	0	0

PHILLIP GAINES' NFL POSTSEASON DEFENSIVE STATISTICS

DATE	TEAM	GP	GS	TACKLES								INTERCEPTIONS					FUMBLES			ST					MISC	
				TK	S	A	TFL	YDS	SK	YDS	QBH	NO	YDS	LG	TD	PD	FF	FR	YDS	TK	S	A	FF	FR	S	A
2015	Chiefs	0	0	0	0	0	0	0	0.0	0.0	0	0	0	0	0	0	0	0	0	0	0	0	0	0	0	0
2016	Chiefs	1	0	0	0	0	0	0	0.0	0.0	0	0	0	0	0	0	0	0	0	0	0	0	0	0	0	0
2017	Chiefs	0	0	0	0	0	0	0	0.0	0.0	0	0	0	0	0	0	0	0	0	0	0	0	0	0	0	0
2019	Texans	0	0	0	0	0	0	0	0.0	0.0	0	0	0	0	0	0	0	0	0	0	0	0	0	0	0	0
NFL TOTALS		1	0	0	0	0	0	0	0.0	0.0	0	0	0	0	0	0	0	0	0	0	0	0	0	0	0	0

SINGLE-GAME HIGHS: DEFENSIVE

Total Tackles 10 vs. New England Patriots, Oct 29, 2018
Passes Defensed 3 at Denver Broncos, Nov 27, 2016
Forced Fumbles 1 vs. Jacksonville Jaguars, Nov 06, 2016
 ...1 more at 1.

Tackles For Loss 1 vs. Carolina Panthers, Sep 29, 2019
 ...7 more at 1.
Interceptions 1 at Indianapolis Colts, Oct 30, 2016
Special Teams Tackles 2 at Miami Dolphins, Sep 21, 2014

2019 GAME-BY-GAME REGULAR SEASON STATISTICS (TEXANS)

			TACKLES								INTERCEPTIONS					FUMBLES			ST					MISC					
W	DATE	OPPONENT	P/S	TK	S	A	SK	YDS	TFL	YDS	QBH	NO	YDS	LG	TD	PD	FF	FR	YDS	TK	S	A	FF	FR	S	A	W/L	SCORE	
01	09/09	at Saints		NOT ON ROSTER																					L	28-30			
02	09/15	Jaguars	P	0	0	0	0.0	0.0	0	0	0	0	0	0	0	0	0	0	0	0	0	0	0	0	0	0	W	13-12	
03	09/22	at Chargers	P	0	0	0	0.0	0.0	0	0	0	0	0	0	0	0	0	0	0	0	0	0	0	0	0	0	W	27-20	
04	09/29	Panthers	P	1	1	0	0.0	0.0	1	4	0	0	0	0	0	0	0	0	0	0	1	1	0	0	0	0	0	L	10-16
05	10/06	Falcons	P	0	0	0	0.0	0.0	0	0	0	0	0	0	0	0	0	0	0	0	1	1	0	0	0	0	0	W	53-32
06	10/13	at Chiefs	S	3	3	0	0.0	0.0	0	0	0	0	0	0	0	1	0	0	0	0	0	0	0	0	0	0	0	W	31-24
07	10/20	at Colts	S	7	6	1	0.0	0.0	0	0	0	0	0	0	0	1	0	0	0	0	0	0	0	0	0	0	0	L	23-30
08	10/27	Raiders		RESERVE/INJURED																					W	27-24			
09	11/03	at Jaguars		RESERVE/INJURED																					W	26-3			
11	11/17	at Ravens		RESERVE/INJURED																					L	7-41			
12	11/21	Colts		RESERVE/INJURED																					W	20-17			
13	12/01	Patriots		RESERVE/INJURED																					W	28-22			
14	12/08	Broncos		RESERVE/INJURED																					L	24-38			
15	12/15	at Titans		RESERVE/INJURED																					W	24-21			
16	12/21	at Buccaneers		RESERVE/INJURED																					W	23-20			
17	12/29	Titans		RESERVE/INJURED																					L	14-35			
2019 TOTALS			6-2	11	10	1	0.0	0.0	1	4	0	0	0	0	0	2	0	0	0	2	2	0	0	0	0	0	10-6		

VETERAN BIOS

2019 GAME-BY-GAME POSTSEASON STATISTICS (TEXANS)

W	DATE	OPPONENT	P/S	TACKLES								INTERCEPTIONS					FUMBLES			ST					MISC		W/L	SCORE
				TK	S	A	SK	YDS	TFL	YDS	QBH	NO	YDS	LG	TD	PD	FF	FR	YDS	TK	S	A	FF	FR	S	A		
01	01/04	Bills																									W	22-19+
02	01/12	at Chiefs																									L	31-51
2019 TOTALS				0	0	0	0.0	0.0	0	0	0	0	0	0	0	0	0	0	0	0	0	0	0	0	0	0	1-1	

+ - Overtime



CULLEN GILLASPIA

FULLBACK

6-2 | 235 | TEXAS A&M

HOMETOWN: KATY, TEXAS | AGE: 25

2ND NFL SEASON | 2ND WITH TEXANS | ACQUIRED: 07-'19

2019 GP/GS (POST): 16/0 (2/0) | CAREER GP/GS (POST): 16/0 (2/0)

TEAMS: HOU '19-20



44

TRANSACTIONS: Selected by the Houston Texans with the sixth pick of the seventh round (220th overall) in the 2019 NFL Draft.

2019 (Houston 16/0, 2/0):

- Played in every game of his rookie season, including two playoff contests. Saw limited action on offense, but mostly contributed on special teams finishing fifth on the team with six total special teams tackles
- Made his NFL debut in the season opener at New Orleans (9/9) and recorded one special teams tackle
- Notched one special teams tackle at Kansas City (10/13)
- Recorded one special teams tackle at Indianapolis (10/20)
- Registered one special teams tackle in the Week 8 win over Oakland (10/27)
- Notched one special teams tackle at Tennessee (12/15)
- Contributed on offense and notched one special teams tackle in the win over Buffalo in the Wild Card Round (1/4/20)

CAREER AT TEXAS A&M:

- Spent five seasons (2014-18) at Texas A&M University in College Station, Texas, initially joining the team as a walk-on before earning a scholarship in 2016
- Served as the Aggies' 12th man in every game of the 2016, 2017 and 2018 seasons, a tradition where a walk-on special teams player wears the No. 12 jersey to represent the entire student body
- Became the first ever 12th man to be drafted
- Saw most of his action on special teams, but transitioned to fullback his senior season in 2018
- Appeared in 41 games for the Aggies, finishing his collegiate career with 25 tackles (17 solo), one forced fumble, one fumble recovery and two blocked kicks as well as 33 yards and a touchdown rushing and 52 yards receiving

2018 (Texas A&M):

- Appeared in 12 games as the Aggies' 12th Man
- Became the first 12th man in history to see action on offense and recorded five carries for 33 yards and a

touchdown and pulled in five catches for 52 yards. Added six solo tackles on special teams

- Given the team's Special Teams Most Impactful Award
- In the Gator Bowl vs. NC State (12/31), rushed three times for 20 yards and a touchdown, becoming the first 12th man in school history to score a touchdown
- Recorded his first career offensive statistics with a five yard rush and a career-long reception of 21 yards vs. Clemson (9/8)

2017 (Texas A&M):

- Played in 13 games for the Aggies, serving as the 12th man
- Finished the season with nine tackles (five solo) and two blocked punts, including one resulting in a safety
- Also returned two kickoffs for 18 yards
- Recorded a season-high three tackles on special teams at Florida (10/14) and blocked the second punt of his career
- Blocked the first punt of his career, which resulted in a safety vs. Alabama (10/7)

2016 (Texas A&M):

- Earned a scholarship at fall camp
- Led the team with six tackles on special teams, earning him Special Teams Co-MVP honors
- Appeared in all 13 games for the Aggies, finishing the season with nine total tackles, one forced fumble and one fumble recovery

2015 (Texas A&M):

- As a walk-on, appeared in two games, primarily on special teams
- Recorded his first career tackle at LSU (11/28)

2014 (Texas A&M):

- Redshirted his true freshman season

PERSONAL:

- Attended Katy Taylor (Texas) High School, where he played baseball and football as an all-district linebacker and return specialist

VETERAN BIOS

CULLEN GILLASPIA'S NFL REGULAR SEASON RUSHING/RECEIVING STATISTICS

DATE	TEAM	GP	GS	RUSHING					RECEIVING				
				NO.	YDS.	AVG.	LG	TD	NO.	YDS	AVG	LG	TD
2019	Texans	16	0	0	0	0.0	0	0	0	0	0.0	0	0
NFL TOTALS		16	0	0	0	0.0	0	0	0	0	0.0	0	0

CULLEN GILLASPIA'S NFL POSTSEASON RUSHING/RECEIVING STATISTICS

DATE	TEAM	GP	GS	RUSHING					RECEIVING				
				NO.	YDS.	AVG.	LG	TD	NO.	YDS	AVG	LG	TD
2019	Texans	2	0	0	0	0.0	0	0	0	0	0.0	0	0
NFL TOTALS		2	0	0	0	0.0	0	0	0	0	0.0	0	0

CULLEN GILLASPIA'S NFL REGULAR SEASON DEFENSIVE STATISTICS

DATE	TEAM	GP	GS	ST						MISC	
				TK	S	A	FF	FR		S	A
2019	Texans	16	0	6	3	3	0	0		0	0
NFL TOTALS		16	0	6	3	3	0	0		0	0

CULLEN GILLASPIA'S NFL POSTSEASON DEFENSIVE STATISTICS

DATE	TEAM	GP	GS	ST						MISC	
				TK	S	A	FF	FR		S	A
2019	Texans	2	0	1	0	1	0	0		0	0
NFL TOTALS		2	0	1	0	1	0	0		0	0

SINGLE-GAME HIGHS: RUSHING/RECEIVING

Special Teams Tackles

1 at Tennessee Titans, Dec 15, 2019

...5 more at 1.

SINGLE-GAME HIGHS - POSTSEASON: RUSHING/RECEIVING

All-purpose yards 4 at Kansas City Chiefs, Jan 12, 2020

Kickoff Returns 1 at Kansas City Chiefs, Jan 12, 2020

...1 more at 1.

Kickoff Return Yards 4 at Kansas City Chiefs, Jan 12, 2020

Longest Kickoff Return

Special Teams Tackles

4 at Kansas City Chiefs, Jan 12, 2020

1 vs. Buffalo Bills, Jan 04, 2020

VETERAN BIOS

2019 GAME-BY-GAME REGULAR SEASON STATISTICS (TEXANS)

W	DATE	OPPONENT	P/S	RUSHING					RECEIVING					W/L	SCORE
				NO	YDS	AVG	LG	TD	NO	YDS	AVG	LG	TD		
01	09/09	at Saints	P	0	0	0.0	0	0	0	0	0.0	0	0	L	28-30
02	09/15	Jaguars	P	0	0	0.0	0	0	0	0	0.0	0	0	W	13-12
03	09/22	at Chargers	P	0	0	0.0	0	0	0	0	0.0	0	0	W	27-20
04	09/29	Panthers	P	0	0	0.0	0	0	0	0	0.0	0	0	L	10-16
05	10/06	Falcons	P	0	0	0.0	0	0	0	0	0.0	0	0	W	53-32
06	10/13	at Chiefs	P	0	0	0.0	0	0	0	0	0.0	0	0	W	31-24
07	10/20	at Colts	P	0	0	0.0	0	0	0	0	0.0	0	0	L	23-30
08	10/27	Raiders	P	0	0	0.0	0	0	0	0	0.0	0	0	W	27-24
09	11/03	at Jaguars	P	0	0	0.0	0	0	0	0	0.0	0	0	W	26-3
11	11/17	at Ravens	P	0	0	0.0	0	0	0	0	0.0	0	0	L	7-41
12	11/21	Colts	P	0	0	0.0	0	0	0	0	0.0	0	0	W	20-17
13	12/01	Patriots	P	0	0	0.0	0	0	0	0	0.0	0	0	W	28-22
14	12/08	Broncos	P	0	0	0.0	0	0	0	0	0.0	0	0	L	24-38
15	12/15	at Titans	P	0	0	0.0	0	0	0	0	0.0	0	0	W	24-21
16	12/21	at Buccaneers	P	0	0	0.0	0	0	0	0	0.0	0	0	W	23-20
17	12/29	Titans	P	0	0	0.0	0	0	0	0	0.0	0	0	L	14-35
2019 TOTALS			16-0	0	0	0.0	0	0	0	0	0.0	0	0	10-6	

2019 GAME-BY-GAME POSTSEASON STATISTICS (TEXANS)

W	DATE	OPPONENT	P/S	RUSHING					RECEIVING					W/L	SCORE
				NO	YDS	AVG	LG	TD	NO	YDS	AVG	LG	TD		
01	01/04	Bills	P	0	0	0.0	0	0	0	0	0.0	0	0	W	22-19+
02	01/12	at Chiefs	P	0	0	0.0	0	0	0	0	0.0	0	0	L	31-51
2019 TOTALS			2-0	0	0	0.0	0	0	0	0	0.0	0	0	1-1	

+ - Overtime

2019 GAME-BY-GAME REGULAR SEASON STATISTICS (TEXANS)


W	DATE	OPPONENT	P/S	ST					MISC		W/L	SCORE
				TK	S	A	FF	FR	S	A		
01	09/09	at Saints	P	1	0	1	0	0	0	0	L	28-30
02	09/15	Jaguars	P	0	0	0	0	0	0	0	W	13-12
03	09/22	at Chargers	P	0	0	0	0	0	0	0	W	27-20
04	09/29	Panthers	P	0	0	0	0	0	0	0	L	10-16
05	10/06	Falcons	P	1	1	0	0	0	0	0	W	53-32
06	10/13	at Chiefs	P	1	0	1	0	0	0	0	W	31-24
07	10/20	at Colts	P	1	1	0	0	0	0	0	L	23-30
08	10/27	Raiders	P	1	0	1	0	0	0	0	W	27-24
09	11/03	at Jaguars	P	0	0	0	0	0	0	0	W	26-3
11	11/17	at Ravens	P	0	0	0	0	0	0	0	L	7-41
12	11/21	Colts	P	0	0	0	0	0	0	0	W	20-17
13	12/01	Patriots	P	0	0	0	0	0	0	0	W	28-22
14	12/08	Broncos	P	0	0	0	0	0	0	0	L	24-38
15	12/15	at Titans	P	1	1	0	0	0	0	0	W	24-21
16	12/21	at Buccaneers	P	0	0	0	0	0	0	0	W	23-20
17	12/29	Titans	P	0	0	0	0	0	0	0	L	14-35
2019 TOTALS			16-0	6	3	3	0	0	0	0	10-6	

VETERAN BIOS

2019 GAME-BY-GAME POSTSEASON STATISTICS (TEXANS)

LONG CARRE BY CARRE FOOTBALLER'S STATISTICS (LEAGUE)																													
				TACKLES								INTERCEPTIONS						FUMBLES				ST				MISC			
W	DATE	OPPONENT	P/S	TK	S	A	SK	YDS	TFL	YDS	QBH	NO	YDS	LG	TD	PD	FF	FR	YDS	TK	S	A	FF	FR	S	A	W/L	SCORE	
01	01/04	Bills	P	0	0	0	0.0	0.0	0	0	0	0	0	0	0	0	0	0	0	1	0	1	0	0	0	0	W	22-19+	
02	01/12	at Chiefs	P	0	0	0	0.0	0.0	0	0	0	0	0	0	0	0	0	0	0	0	0	0	0	0	0	0	L	31-51	
2019 TOTALS			2-0	0	0	0	0.0	0.0	0	0	0	0	0	0	0	0	0	0	0	1	0	1	0	0	0	0	1-1		

+ - Overtime



NATE HALL

INSIDE LINEBACKER

6-2 | 235 | NORTHWESTERN

HOMETOWN: TOLEDO, OHIO | AGE: 24

1ST NFL SEASON | 1ST WITH TEXANS | ACQUIRED: FA-'19

CAREER GP/GS: 0/0

TEAMS: HOU '19-20; BUF '19



48

TRANSACTIONS: Signed by the Dallas Cowboys as a college free agent on May 1, 2019...Waived by the Cowboys on Aug. 31, 2019...Signed to the Buffalo Bills practice squad on Sept. 2, 2019...Released from the Bills practice squad on Sept. 12...Signed to the Bills practice squad on Sept. 24, 2019...Released from the Bills practice squad on Oct. 29, 2019...Signed to the Houston Texans practice squad on Dec. 3, 2019...Signed by the Texans on Jan. 13, 2020.

2019 (Buffalo 0/0; Houston 0/0, 0/0):

- Spent the preseason with the Cowboys before being waived and signed to the Bills practice squad prior to Week 1
- Spent Weeks 1 and 4-8 on the Bills practice squad
- Spent Weeks 14-17 on the Texans practice squad

COLLEGE:

- Played four seasons (2015-18) at Northwestern University in Evanston, Ill., and appeared in 48 career games with the Wildcats, totaling 259 total tackles (151 solo), 30.5 tackles for loss, 5.0 sacks, five interceptions, 15 passes defended and two fumble recoveries
- As a redshirt senior in 2018, started in nine games and finished with 51 tackles (32 solo), 5.5 tackles for loss, two quarterback hits, one fumble recovery and ranked second on the team with three interceptions, earning him All-Big

Ten honorable mention

- Started in all 12 games as a redshirt junior in 2017 and finished second on the team with a career-high 79 total tackles, ranked second in the Big Ten and 13th nationally with 13.5 tackles for loss and notched a career-high 5.0 sacks. His 13.5 tackles for loss was the sixth-highest single-season total in team history
- As a redshirt sophomore in 2016 he appeared in all 13 games and logged 73 total tackles, six tackles for loss and two passes defended
- As a redshirt freshman, appeared in all 13 games and started the final four, totaling 56 total tackles, 2.5 tackles for loss and two passes defended

PERSONAL:

- Attended Southview High School outside of Toledo, Ohio, where he earned varsity letters in football, basketball and track and was a two-sport captain
- Played tight end and linebacker and finished his high school career with 111 tackles and three interceptions on defense and caught 16 passes for 408 yards on offense, earning him District Defensive Player of the Year, first-team all-Ohio, All-Blade and all-conference honors
- Son of James and Lori Hall
- His brother, Jimmy, was a former safety at Northwestern and spent time with the Oakland Raiders and Kansas City Chiefs

NATE HALL'S NFL REGULAR SEASON DEFENSIVE STATISTICS

DATE	TEAM	GP	GS	TACKLES								INTERCEPTIONS					FUMBLES			ST					MISC	
				TK	S	A	TFL	YDS	SK	YDS	QBH	NO	YDS	LG	TD	PD	FF	FR	YDS	TK	S	A	FF	FR	S	A
2019	Bills	0	0	0	0	0	0	0	0.0	0.0	0	0	0	0	0	0	0	0	0	0	0	0	0	0	0	0
2019	Texans	0	0	0	0	0	0	0	0.0	0.0	0	0	0	0	0	0	0	0	0	0	0	0	0	0	0	0
2019	TOTAL	0	0	0	0	0	0	0	0.0	0.0	0	0	0	0	0	0	0	0	0	0	0	0	0	0	0	0
NFL TOTALS		0	0	0	0	0	0	0	0.0	0.0	0	0	0	0	0	0	0	0	0	0	0	0	0	0	0	0

NATE HALL'S NFL POSTSEASON DEFENSIVE STATISTICS

DATE	TEAM	GP	GS	TACKLES								INTERCEPTIONS					FUMBLES			ST					MISC	
				TK	S	A	TFL	YDS	SK	YDS	QBH	NO	YDS	LG	TD	PD	FF	FR	YDS	TK	S	A	FF	FR	S	A
2019	Texans	0	0	0	0	0	0	0	0.0	0.0	0	0	0	0	0	0	0	0	0	0	0	0	0	0	0	0
NFL TOTALS		0	0	0	0	0	0	0	0.0	0.0	0	0	0	0	0	0	0	0	0	0	0	0	0	0	0	0

VETERAN BIOS

2019 GAME-BY-GAME REGULAR SEASON STATISTICS (BILLS/TEXANS)

[illegible]

2019 GAME-BY-GAME POSTSEASON STATISTICS (TEXANS)

[illegible]

+ - Overtime



CHAD HANSEN

WIDE RECEIVER

6-2 | 202 | CALIFORNIA

HOMETOWN: FILLMORE, CALIF. | AGE: 25

2ND NFL SEASON | 1ST WITH TEXANS | ACQUIRED: W-'19 (NO)

CAREER GP/GS: 15/1

TEAMS: NYJ '17; DEN '18; NE '18; TEN '18; HOU '19-20



17

TRANSACTIONS: Drafted by the New York Jets with the 35th pick in the fourth round (141st overall) of the 2017 NFL Draft...Waived by the Jets on Sept. 1, 2018...Claimed off waivers by the New England Patriots on Sept. 2, 2018...Waived by the Patriots on Sept. 10, 2018...Signed to the Tennessee Titans practice squad on Oct. 2, 2018...Released from the Titans practice squad on Oct. 15, 2018...Signed to the Denver Broncos practice squad on Nov. 13, 2018...Signed by the Broncos on Dec. 31, 2018...Waived by the Broncos on May 2, 2019...Signed by the New Orleans Saints on Jun. 11, 2019...Waived by the Saints on Jul. 25, 2019...Claimed off waivers by the Houston Texans on Jul. 26, 2019...Waived by the Texans on Aug. 31, 2019...Signed to the Texans practice squad on Sept. 25, 2019...Signed by the Texans on Jan. 13, 2020.

2019 (Houston 0/0, 0/0):

- Spent the preseason with the Texans, but was released during final cuts
- Spent Weeks 4-17 on the Texans practice squad

2018 (New England 0/0; Tennessee 0/0; Denver 0/0):

- Claimed off waivers by the Patriots prior to Week 1
- Inactive Week 1 vs. Houston (9/9)
- Spent Weeks 5-6 on the Titans practice squad
- Spent Weeks 11-17 on the Broncos practice squad

2017 (N.Y. Jets 15/1):

- Finished with nine receptions for 94 yards (10.4 avg.) as a rookie in 2017
- Six of his nine receptions on the season resulted in a first down
- Recorded three receptions for a career-high 33 yards at Tampa Bay in Week 10
- Also had three receptions at New Orleans in Week 15, including a career-long 24-yard grab

COLLEGE:

- Played two seasons (2015-16) at the University of California, Berkeley after transferring from Idaho State University in Pocatello, Idaho where he played one season (2013)
- Redshirted in 2014 after transferring to Cal from Idaho State and did not play due to NCAA transfer rules
- In two seasons at Cal, hauled in 111 receptions for 1,498 yards (13.5 avg.) and 12 touchdowns in 20 games (nine starts)
- As a junior in 2016, appeared in 10 games (nine starts) for the Golden Bears on the way to earning first-team All-Pac-12 honors, leading the Pac-12 in receptions (92) and receiving yards (1,249), while finishing fourth in the conference in touchdowns catches (11)
- His 9.2 receptions per game in 2016 ranked third in the country while his 124.9 receiving yards per game ranked fourth
- In his lone season at Idaho State, he started all 11 games as a freshman in 2013, recording 45 receptions for 501 yards (11.1 avg.) and three touchdowns

PERSONAL:

- Attended Moorpark (Calif.) High School
- Was first-team All-Marmonte League and All-Ventura County choice as well as team MVP and team captain as a 2012 senior when he recorded 49 catches for 882 receiving yards (18.0 avg.) and 12 touchdowns
- Also the MVP of his school's track and field team as a 2013 senior, winning the Marmonte League title in the 100 meters and also as a member of two relay team winners
- Majored in legal studies at Cal

VETERAN BIOS

CHAD HANSEN'S NFL REGULAR SEASON RUSHING/RECEIVING STATISTICS

DATE	TEAM	GP	GS	RECEIVING					RUSHING				
				NO.	YDS	AVG	LG	TD	NO.	YDS.	AVG.	LG	TD
2017	Jets	15	1	9	94	10.4	24	0	0	0	0.0	0	0
2018	Patriots	0	0	0	0	0.0	0	0	0	0	0.0	0	0
2018	Titans	0	0	0	0	0.0	0	0	0	0	0.0	0	0
2018	Broncos	0	0	0	0	0.0	0	0	0	0	0.0	0	0
2018	TOTAL	0	0	0	0	0.0	0	0	0	0	0.0	0	0
2019	Texans	0	0	0	0	0.0	0	0	0	0	0.0	0	0
NFL TOTALS		15	1	9	94	10.4	24	0	0	0	0.0	0	0

CHAD HANSEN'S NFL POSTSEASON RUSHING/RECEIVING STATISTICS

DATE	TEAM	GP	GS	RECEIVING					RUSHING				
				NO.	YDS	AVG	LG	TD	NO.	YDS.	AVG.	LG	TD
2018	Patriots	0	0	0	0	0.0	0	0	0	0	0.0	0	0
2019	Texans	0	0	0	0	0.0	0	0	0	0	0.0	0	0
NFL TOTALS		0	0	0	0	0.0	0	0	0	0	0.0	0	0

CHAD HANSEN'S NFL REGULAR SEASON RETURN STATISTICS

DATE	TEAM	RET.	KICKOFF RETURNS				PUNT RETURNS					
			YDS.	AVG.	LG	TD	NO.	FC	YDS	AVG	LG	TD
2017	Jets	0	0	0.0	0	0	0	0	0	0.0	0	0
2018	Patriots	0	0	0.0	0	0	0	0	0	0.0	0	0
2018	Titans	0	0	0.0	0	0	0	0	0	0.0	0	0
2018	Broncos	0	0	0.0	0	0	0	0	0	0.0	0	0
2018	TOTAL	0	0	0.0	0	0	0	0	0	0.0	0	0
2019	Texans	0	0	0.0	0	0	0	0	0	0.0	0	0
NFL TOTALS		0	0	0.0	0	0	0	0	0	0.0	0	0

CHAD HANSEN'S NFL POSTSEASON RETURN STATISTICS

DATE	TEAM	RET.	KICKOFF RETURNS				PUNT RETURNS					
			YDS.	AVG.	LG	TD	NO.	FC	YDS	AVG	LG	TD
2018	Patriots	0	0	0.0	0	0	0	0	0	0.0	0	0
2019	Texans	0	0	0.0	0	0	0	0	0	0.0	0	0
NFL TOTALS		0	0	0.0	0	0	0	0	0	0.0	0	0

SINGLE-GAME HIGHS: RUSHING/RECEIVING

Receptions	3 at New Orleans Saints, Dec 17, 2017 ...1 more at 3.	All-purpose yards	33 at Tampa Bay Buccaneers, Nov 12, 2017
Receiving Yards	33 at Tampa Bay Buccaneers, Nov 12, 2017	Special Teams Tackles	1 vs. Atlanta Falcons, Oct 29, 2017
Longest Receptions	24 at New Orleans Saints, Dec 17, 2017	Miscellaneous Tackles	1 at Buffalo Bills, Sep 10, 2017

VETERAN BIOS

2019 GAME-BY-GAME REGULAR SEASON STATISTICS (TEXANS)

W	DATE	OPPONENT	P/S	RECEIVING					RUSHING					W/L	SCORE
				NO	YDS	AVG	LG	TD	NO	YDS	AVG	LG	TD		
01	09/09	at Saints							NOT ON ROSTER					L	28-30
02	09/15	Jaguars							NOT ON ROSTER					W	13-12
03	09/22	at Chargers							NOT ON ROSTER					W	27-20
04	09/29	Panthers							PRACTICE SQUAD					L	10-16
05	10/06	Falcons							PRACTICE SQUAD					W	53-32
06	10/13	at Chiefs							PRACTICE SQUAD					W	31-24
07	10/20	at Colts							PRACTICE SQUAD					L	23-30
08	10/27	Raiders							PRACTICE SQUAD					W	27-24
09	11/03	at Jaguars							PRACTICE SQUAD					W	26-3
11	11/17	at Ravens							PRACTICE SQUAD					L	7-41
12	11/21	Colts							PRACTICE SQUAD					W	20-17
13	12/01	Patriots							PRACTICE SQUAD					W	28-22
14	12/08	Broncos							PRACTICE SQUAD					L	24-38
15	12/15	at Titans							PRACTICE SQUAD					W	24-21
16	12/21	at Buccaneers							PRACTICE SQUAD					W	23-20
17	12/29	Titans							PRACTICE SQUAD					L	14-35
2019 TOTALS			0-0	0	0	0.0	0	0	0	0	0.0	0	0	10-6	

2019 GAME-BY-GAME POSTSEASON STATISTICS (TEXANS)

W	DATE	OPPONENT	P/S	RECEIVING					RUSHING					W/L	SCORE
				NO	YDS	AVG	LG	TD	NO	YDS	AVG	LG	TD		
01	01/04	Bills							PRACTICE SQUAD					W	22-19+
02	01/12	at Chiefs							PRACTICE SQUAD					L	31-51
2019 TOTALS			0-0	0	0	0.0	0	0	0	0	0.0	0	0	1-1	

+ - Overtime



VERNON HARGREAVES III

CORNERBACK

5-10 | 204 | FLORIDA

HOMETOWN: TAMPA, FLA. | AGE: 25

5TH NFL SEASON | 2ND WITH TEXANS | ACQUIRED: W-'19 (TB)

2019 GP/GS (POST): 15/11 (2/2) | CAREER GP/GS (POST): 41/36 (2/2)

TEAMS: TB '16-'19; HOU '19-'20



26

TRANSACTIONS: Selected by the Tampa Bay Buccaneers in the first round (11th overall) of the 2016 NFL Draft...Waived by the Buccaneers on Nov. 11, 2019...Claimed off waivers by the Houston Texans on Nov. 13, 2019...Released by the Texans on Feb. 14, 2020...Signed by the Texans on March 21, 2020.

2019 (Tampa Bay 9/9; Houston 6/2, 2/2):

- ✦ Played in nine games (nine starts) with the Buccaneers to start the season before being waived by the Buccaneers and claimed by the Texans prior to Week 11, where he would appear in six regular season games (three starts) and two postseason contests (two starts)
- ✦ Finished the season with 61 total tackles (52 solo), one tackle for loss, one interception (returned for a touchdown) and two passes defended
- ✦ With Tampa Bay, notched his second career interception in the season opener vs. San Francisco (9/8), picking off 49ers QB Jimmy Garoppolo and returning it 15 yards for his first career touchdown
- ✦ As a member of the Bucs, led the team with a single-game career-high 12 total tackles (11 solo) and added one pass defended at Carolina (9/12)
- ✦ Made his Texans debut vs. Indianapolis (11/21) and recorded five total tackles (three solo) and one pass defended
- ✦ Finished tied for second on the team with six total tackles (four solo) and added one pass defended vs. New England (12/1)
- ✦ Made his second start as a member of the Texans and notched three solo tackles and a tackle for loss at Tampa Bay (12/21)
- ✦ Saw his first career postseason action in the Wild Card Round vs. Buffalo (1/4/20) and notched six total tackles (six solo) and one quarterback hit
- ✦ Notched three solo tackles and one pass defended in the Divisional Round at Kansas City (1/12/20)

2018 (Tampa Bay 1/1):

- ✦ Started in the season opener at New Orleans (9/9) and recorded seven total tackles (six solo), one pass defended and one forced fumble before suffering a season-ending injury and spending the rest of the season on the Reserve/Injured list

2017 (Tampa Bay 9/8):

- ✦ Played in nine games (eight starts) with the Buccaneers and finished with 42 total tackles (37 solo), five passes

defensed and one tackle for loss before being placed on the Reserve/Injured list prior to Week 16

- ✦ Tallied six total tackles (five solo) and two passes defended vs. Carolina (10/29), notching back-to-back games with multiple passes defended for the first time in his career
- ✦ Posted one solo tackle and two passes defended at Buffalo (10/22), his third career game with multiple passes defended
- ✦ Tied for the team lead with a season-high nine total tackles (nine solo) and added one pass defended vs. the N.Y. Giants (10/1)

2016 (Tampa Bay 16/16):

- ✦ Started in all 16 games for the Buccaneers as a rookie in 2016, totaling 76 tackles (68 solo), one interception, nine passes defended, three tackles for loss and one forced fumble. Also returned five punts for 29 yards (5.8 avg.)
- ✦ His 76 tackles ranked fourth on the team and his nine passes defended were tied for third
- ✦ Earned 2016 PFWA All-Rookie Team honors
- ✦ Posted six total tackles (six solo), one forced fumble and tied for first on the team with two passes defended at New Orleans (12/24), his second career game with multiple passes defended
- ✦ Registered his first career interception vs. New Orleans (12/11), picking off Saints QB Drew Brees in the second quarter. He also added three solo tackles and a pass defended in the game
- ✦ Logged seven total tackles (six solo) at San Diego (12/4), which tied for the team lead. Also deflected a pass from Chargers QB Philip Rivers that was intercepted by ILB Lavonte David and returned 15 yards for a touchdown
- ✦ Tied for second-most on the team with a season-high eight total tackles and notched his first career game with multiple passes defended (2) vs. Oakland (10/30)
- ✦ Started in his NFL debut at Atlanta (9/11) and recorded two total tackles (one solo)

COLLEGE:

- ✦ Played three seasons (2013-15) at the University of Florida in Gainesville, Fla., where he saw action in 37 career games (35 starts) for the Gators
- ✦ Finished his collegiate career with 121 total tackles, three tackles for loss, 28 passes defended, nine interceptions, two fumble recoveries and one forced fumble
- ✦ Earned first team All-SEC honors in all three years at

VETERAN BIOS

Florida (2013-15), including unanimous selections in 2014 and 2015

- ✦ Semifinalist for the Chuck Bednarik Award in both 2014 and 2015, the award given to the best defensive player in the country
- ✦ Named a unanimous All-American in 2015 and was one of three finalists for the Jim Thorpe award

PERSONAL:

- ✦ Attended Paul R. Wharton High School in Tampa, Fla., where he earned the National Defensive Player of the

Year award at the 58th Touchdown Club of Columbus awards ceremony

- ✦ Named All-Western Conference, All-Hillsborough, All-Suncoast, All-State, Class 8A Defensive Player of the Year and the Guy Toph Award winner as Hillsborough County's top senior football player in 2012
- ✦ Chosen as the Tampa Bay Times' All-Hillsborough Defensive Player of the Year and a USA Today first-team All-American
- ✦ His father, Vernon Hargreaves Jr. played collegiate football at the University of Connecticut

VERNON HARGREAVES III'S NFL REGULAR SEASON DEFENSIVE STATISTICS

DATE	TEAM	GP	GS	TACKLES							QBH	INTERCEPTIONS					FUMBLES			ST					MISC	
				TK	S	A	TFL	YDS	SK	YDS		NO	YDS	LG	TD	PD	FF	FR	YDS	TK	S	A	FF	FR	S	A
2016	Buccaneers	16	16	76	68	8	3	2	0.0	0.0	0	1	0	0	0	9	1	0	0	0	0	0	0	0	0	0
2017	Buccaneers	9	8	42	37	5	1	5	0.0	0.0	0	0	0	0	0	5	0	0	0	0	0	0	0	0	0	0
2018	Buccaneers	1	1	7	6	1	0	0	0.0	0.0	0	0	0	0	0	1	1	0	0	0	0	0	0	0	0	0
2019	Buccaneers	9	9	40	36	4	0	0	0.0	0.0	0	1	15	15t	1	4	0	1	2	0	0	0	0	0	0	0
2019	Texans	6	2	21	16	5	1	2	0.0	0.0	0	0	0	0	0	2	0	0	0	0	0	0	0	0	0	0
2019	TOTAL	15	11	61	52	9	1	2	0.0	0.0	0	1	15	15t	1	6	0	1	2	0	0	0	0	0	0	0
NFL TOTALS		41	36	186	163	23	5	9	0.0	0.0	0	2	15	15t	1	21	2	1	2	0	0	0	0	0	0	0

VERNON HARGREAVES III'S NFL POSTSEASON DEFENSIVE STATISTICS

DATE	TEAM	GP	GS	TACKLES							QBH	INTERCEPTIONS					FUMBLES			ST					MISC	
				TK	S	A	TFL	YDS	SK	YDS		NO	YDS	LG	TD	PD	FF	FR	YDS	TK	S	A	FF	FR	S	A
2019	Texans	2	2	9	9	0	0	0	0.0	0.0	1	0	0	0	0	1	0	0	0	0	0	0	0	0	0	0
NFL TOTALS		2	2	9	9	0	0	0	0.0	0.0	1	0	0	0	0	1	0	0	0	0	0	0	0	0	0	0

SINGLE-GAME HIGHS: DEFENSIVE

Total Tackles 12 at Carolina Panthers, Sep 12, 2019

Passes Defensed 2 vs. Carolina Panthers, Oct 29, 2017
...3 more at 2.

Forced Fumbles 1 at New Orleans Saints, Sep 09, 2018
...1 more at 1.

Fumble Recoveries 1 at Tennessee Titans, Oct 27, 2019

Tackles For Loss

1 at Tampa Bay Buccaneers, Dec 21, 2019
...4 more at 1.

Interceptions

1 vs. San Francisco 49ers, Sep 08, 2019
...1 more at 1.

Interception Return Yards 15 vs. San Francisco 49ers, Sep 08, 2019

SINGLE-GAME HIGHS - POSTSEASON: DEFENSIVE

Total Tackles 6 vs. Buffalo Bills, Jan 04, 2020

Passes Defensed

1 at Kansas City Chiefs, Jan 12, 2020

VETERAN BIOS

2019 GAME-BY-GAME REGULAR SEASON STATISTICS (BUCCANEERS/TEXANS)

W	DATE	OPPONENT	P/S	TACKLES								INTERCEPTIONS					FUMBLES			ST					MISC		W/L	SCORE		
				TK	S	A	SK	YDS	TFL	YDS	QBH	NO	YDS	LG	TD	PD	FF	FR	YDS	TK	S	A	FF	FR	S	A				
01	09/08	49ers	S	3	2	1	0.0	0.0	0	0	0	1	15	15	1	1	0	0	0	0	0	0	0	0	0	L	17-31			
02	09/12	at Panthers	S	12	11	1	0.0	0.0	0	0	0	0	0	0	1	0	0	0	0	0	0	0	0	0	0	W	20-14			
03	09/22	Giants	S	1	1	0	0.0	0.0	0	0	0	0	0	0	0	0	0	0	0	0	0	0	0	0	0	L	31-32			
04	09/29	at Rams	S	2	2	0	0.0	0.0	0	0	0	0	0	0	0	0	0	0	0	0	0	0	0	0	0	W	55-40			
05	10/06	at Saints	S	5	5	0	0.0	0.0	0	0	0	0	0	0	0	0	0	0	0	0	0	0	0	0	0	L	24-31			
06	10/13	Panthers	S	5	5	0	0.0	0.0	0	0	0	0	0	0	0	0	0	0	0	0	0	0	0	0	0	L	26-37			
08	10/27	at Titans	S	5	4	1	0.0	0.0	0	0	0	0	0	0	1	0	1	2	0	0	0	0	0	0	0	L	23-27			
09	11/03	at Seahawks	S	5	4	1	0.0	0.0	0	0	0	0	0	0	0	0	0	0	0	0	0	0	0	0	0	L	34-40+			
10	11/10	Cardinals	S	2	2	0	0.0	0.0	0	0	0	0	0	0	1	0	0	0	0	0	0	0	0	0	0	W	30-27			
Went from Buccaneers to Texans .																														
11	11/17	at Ravens										INACTIVE																	L	7-41
12	11/21	Colts	S	5	3	2	0.0	0.0	0	0	0	0	0	0	1	0	0	0	0	0	0	0	0	0	0	0	W	20-17		
13	12/01	Patriots	P	6	4	2	0.0	0.0	0	0	0	0	0	0	1	0	0	0	0	0	0	0	0	0	0	0	W	28-22		
14	12/08	Broncos	P	3	2	1	0.0	0.0	0	0	0	0	0	0	0	0	0	0	0	0	0	0	0	0	0	L	24-38			
15	12/15	at Titans	P	3	3	0	0.0	0.0	0	0	0	0	0	0	0	0	0	0	0	0	0	0	0	0	0	W	24-21			
16	12/21	at Buccaneers	S	3	3	0	0.0	0.0	1	2	0	0	0	0	0	0	0	0	0	0	0	0	0	0	0	W	23-20			
17	12/29	Titans	P	1	1	0	0.0	0.0	0	0	0	0	0	0	0	0	0	0	0	0	0	0	0	0	0	L	14-35			
2019 TOTALS			15-11	61	52	9	0.0	0.0	1	2	0	1	15	15t	1	6	0	1	2	0	0	0	0	0	0	7-9				

+ - Overtime

2019 GAME-BY-GAME POSTSEASON STATISTICS (TEXANS)

			TACKLES								INTERCEPTIONS					FUMBLES			ST					MISC				
W	DATE	OPPONENT	P/S	TK	S	A	SK	YDS	TFL	YDS	QBH	NO	YDS	LG	TD	PD	FF	FR	YDS	TK	S	A	FF	FR	S	A	W/L	SCORE
01	01/04	Bills	S	6	6	0	0.0	0.0	0	0	1	0	0	0	0	0	0	0	0	0	0	0	0	0	0	0	W	22-19+
02	01/12	at Chiefs	S	3	3	0	0.0	0.0	0	0	0	0	0	0	0	1	0	0	0	0	0	0	0	0	0	0	L	31-51
2019 TOTALS			2-2	9	9	0	0.0	0.0	0	0	1	0	0	0	0	1	0	0	0	0	0	0	0	0	0	0	1-1	

+ - Overtime



KARAN HIGDON JR.

RUNNING BACK

5-10 | 202 | MICHIGAN

HOMETOWN: SARASOTA, FLA. | AGE: 23

1ST NFL SEASON | 1ST WITH TEXANS | ACQUIRED: CFA-'19

CAREER GP/GS: 0/0

TEAMS: HOU '19-20



24

TRANSACTIONS: Signed by the Houston Texans as a college free agent on May 10, 2019...Waived by the Texans on Aug. 31, 2019...Signed to the Texans practice squad on Sept. 2, 2019...Signed by the Texans on Jan. 13, 2020.

2019 (Houston 0/0, 0/0):

- Spent the entire season on the Texans practice squad

CAREER AT MICHIGAN:

- Played four seasons (2015-18) at the University of Michigan in Ann Arbor, Mich., participating in 39 games with 19 starts at running back
- Carried the ball 471 times in his four-year career and rushed for 2,616 yards (5.6 avg.) and 27 touchdowns. Also added 16 receptions for 177 yards (11.1 avg.)
- Rushed for 1,178 yards as a senior in 2018, becoming the first Michigan running back to surpass 1,000 yards since 2011
- As a senior in 2018, was a semifinalist for the Doak Walker Award and the Maxwell Award
- First Team All-Big Ten selection by the Associated Press in 2018
- First Team All-Big Ten honoree by the coaches and media in 2018

2018 (Michigan):

- Started at running back in 11 games as a senior, establishing career highs in carries (224), rushing yards (1,178) and rushing yards per game (107.1). Rushed for 10 touchdowns on the season and added seven catches for 43 yards
- Became the first Michigan running back to surpass 1,000 yards since 2011 and his 1,178 yards ranked third in the Big Ten
- Voted Team Captain by his teammates
- Doak Walker Award and Maxwell Award semifinalist
- Selected First Team All-Big Ten by the Associated Press, coaches and media
- Invited to participate in the Reese's Senior Bowl
- Rushed for 100-plus yards in a career-high eight contests in 2018, including a seven-game streak between Sept. 8 and Nov. 11
- Rushed for 42 yards and two touchdowns at Rutgers (11/10), his second multi-touchdown game of the season
- Named Offensive Player of the Week for his performance of 132 yards (6.6 avg.) and one touchdown vs. Penn State (11/3)

- Posted 115 yards on the ground and found the end zone twice at Northwestern (9/29) for his first multi-touchdown game of the season
- Named Offensive Player of the Week after rushing for 136 yards and a touchdown on 12 carries (11.3 avg.) vs. Nebraska (9/22)
- Registered a season-high 156 yards rushing, including one touchdown on a season-long 67-yard run vs. Western Michigan (9/8). His 140 yards in the first quarter of the game were the most by a Wolverine since 2010

2017 (Michigan):

- Played in 13 games as a junior, carrying the ball 164 times for 994 yards and a career-high 11 touchdowns, falling six yards short of his first 1,000-yard season
- Averaged a career-high 6.1 yards per carry, the seventh-best average in the Big Ten
- Named the team's 2017 Offensive Player of the Year
- Named third-team All-Big Ten by coaches and media
- Matched his career-high vs. Minnesota (11/4), registering 200 yards for the second time of the season and two touchdowns for his third multi-touchdown game of the season. Was awarded Co-Offensive Player of the game honors
- Rushed for 158 yards and two touchdowns on 18 carries (8.7 avg.) vs. Rutgers (10/28)
- Posted the first 200-yard game of his career and established a career-high of three touchdowns at Indiana (10/14), earning him Offensive Player of the week honors

2016 (Michigan):

- Played in 12 games of his sophomore season, carrying the ball 72 times for 425 yards (5.9 avg.) and six touchdowns
- Registered a season-high 108 yards on 13 carries (8.3 avg.) at Rutgers (10/8) and recorded two touchdowns for the second-consecutive week
- Recorded the first touchdown of his career in the season opener vs. Hawaii (9/3)

2015 (Michigan):

- Saw action in three contests as a true freshman, rushing for 19 yards on three carries and added a three-yard reception
- Made his collegiate debut vs. Northwestern (10/10) and rushed eight times for a season-high 16 yards

PERSONAL:

VETERAN BIOS

- ✎ Attended Riverview (Fla.) High School
- ✎ Amassed 1,471 rushing yards and 16 touchdowns during his high school career

- ✎ Earned his degree in General Studies from the College of Literature, Science and Arts at Michigan

KARAN HIGDON JR.'S NFL REGULAR SEASON RUSHING/RECEIVING STATISTICS

DATE	TEAM	GP	GS	RUSHING					RECEIVING				
				NO.	YDS.	AVG.	LG	TD	NO.	YDS	AVG	LG	TD
2019	Texans	0	0	0	0	0.0	0	0	0	0	0.0	0	0
NFL TOTALS		0	0	0	0	0.0	0	0	0	0	0.0	0	0

KARAN HIGDON JR.'S NFL POSTSEASON RUSHING/RECEIVING STATISTICS

DATE	TEAM	GP	GS	RUSHING					RECEIVING				
				NO.	YDS.	AVG.	LG	TD	NO.	YDS	AVG	LG	TD
2019	Texans	0	0	0	0	0.0	0	0	0	0	0.0	0	0
NFL TOTALS		0	0	0	0	0.0	0	0	0	0	0.0	0	0

KARAN HIGDON JR.'S NFL REGULAR SEASON RETURN STATISTICS

DATE	TEAM	RET.	KICKOFF RETURNS				PUNT RETURNS					
			YDS.	AVG.	LG	TD	NO.	FC	YDS	AVG	LG	TD
2019	Texans	0	0	0.0	0	0	0	0	0	0.0	0	0
NFL TOTALS		0	0	0.0	0	0	0	0	0	0.0	0	0

KARAN HIGDON JR.'S NFL POSTSEASON RETURN STATISTICS

DATE	TEAM	RET.	KICKOFF RETURNS				PUNT RETURNS					
			YDS.	AVG.	LG	TD	NO.	FC	YDS	AVG	LG	TD
2019	Texans	0	0	0.0	0	0	0	0	0	0.0	0	0
NFL TOTALS		0	0	0.0	0	0	0	0	0	0.0	0	0

2019 GAME-BY-GAME REGULAR SEASON STATISTICS (TEXANS)

W	DATE	OPPONENT	P/S	RUSHING					RECEIVING					W/L	SCORE
				NO	YDS	AVG	LG	TD	NO	YDS	AVG	LG	TD		
01	09/09	at Saints												L	28-30
02	09/15	Jaguars												W	13-12
03	09/22	at Chargers												W	27-20
04	09/29	Panthers												L	10-16
05	10/06	Falcons												W	53-32
06	10/13	at Chiefs												W	31-24
07	10/20	at Colts												L	23-30
08	10/27	Raiders												W	27-24
09	11/03	at Jaguars												W	26-3
11	11/17	at Ravens												L	7-41
12	11/21	Colts												W	20-17
13	12/01	Patriots												W	28-22
14	12/08	Broncos												L	24-38
15	12/15	at Titans												W	24-21
16	12/21	at Buccaneers												W	23-20
17	12/29	Titans												L	14-35
2019 TOTALS			0-0	0	0	0.0	0	0	0	0	0.0	0	0	10-6	

VETERAN BIOS

2019 GAME-BY-GAME POSTSEASON STATISTICS (TEXANS)

W	DATE	OPPONENT	P/S	RUSHING					RECEIVING					W/L	SCORE
				NO	YDS	AVG	LG	TD	NO	YDS	AVG	LG	TD		
01	01/04	Bills												W	22-19+
02	01/12	at Chiefs												L	31-51
2019 TOTALS			0-0	0	0	0.0	0	0	0	0	0.0	0	0	1-1	

+ - Overtime



TYTUS HOWARD

GUARD/TACKLE

6-5 | 322 | ALABAMA STATE

HOMETOWN: MONROEVILLE, ALA. | AGE: 24

2ND NFL SEASON | 2ND WITH TEXANS | ACQUIRED: D1-'19

2019 GP/GS: 8/8 | CAREER GP/GS: 8/8

TEAMS: HOU '19-20



71

TRANSACTIONS: Selected by the Houston Texans with the 23rd pick in the first round (23rd overall) of the 2019 NFL Draft.

HONORS:

- 2019 PFWA All-Rookie Team

2019 (Houston 8/8, 0/0):

- Played in eight games (eight starts) at right tackle before being placed on the Reserve/Injured list on Nov. 30
- Blocked for 396 total net yards of offense vs. Indianapolis (11/21), the Texans eighth game on the season with over 350 total net yards
- Started at right tackle in the win over Jacksonville (11/3) at Wembley Stadium in London as part of an offensive line that paved the way for 216 total rushing yards, the most rushing yards in a single game since Week 12 of the 2018 season vs. Tennessee (281) and the second-most yards in a game under Head Coach Bill O'Brien
- Started at right tackle at Kansas City (10/13) and was part of an offensive line that did not allow a sack on QB Deshaun Watson for the second-consecutive week, the first time the Texans had accomplished the feat since Weeks 1-2 of 2014
- Started at right tackle vs. Atlanta (10/6) and protected QB Deshaun Watson, who threw for 426 yards and five touchdowns
- Made his second-career start and first at right tackle, playing every snap in the Week 3 win over the L.A. Chargers (9/22)
- Started at left guard in his NFL debut vs. Jacksonville (9/15) and played every snap of the Texans' first win of the season

CAREER AT ALABAMA STATE:

- Played four seasons (2015-18) at Alabama State University in Montgomery, Ala. after redshirting the 2014 campaign

- Three-year starter and three-year captain along the offensive line
- Began his career as a walk-on tight end before transitioning to offensive line
- Grew two inches and gained more than 100 pounds over the duration of his college career

2018 (Alabama State):

- Started 10 games along the offensive line
- Earned FCS First-Team All-America honors from HERO Sports

2017 (Alabama State):

- Played and started all 11 games at tackle in 2017
- Led the team in pancakes and allowed just one sack
- Helped the hornets win five of the final six games of the season

2016 (Alabama State):

- Started in seven games along the offensive line

2015 (Alabama State):

- Appeared in eight games with six starts in 2015
- Helped the Hornets average 373.5 yards per game on offense

2014 (Alabama State):

- Redshirted the season

PERSONAL:

- Attended Monroe County High School in Monroeville, Ala.
- Played quarterback in high school and rushed for 315 yards in a single game as a senior
- Lettered in basketball in high school as well
- Son of Tyran Rivers and Nathaniel Howard
- Majored in criminal justice at Alabama State

VETERAN BIOS

2019 GAME-BY-GAME REGULAR SEASON STATISTICS (TEXANS)

W	DATE	OPPONENT	P/S		W/L	SCORE
01	09/09	at Saints		INACTIVE	L	28-30
02	09/15	Jaguars	S		W	13-12
03	09/22	at Chargers	S		W	27-20
04	09/29	Panthers	S		L	10-16
05	10/06	Falcons	S		W	53-32
06	10/13	at Chiefs	S		W	31-24
07	10/20	at Colts		INACTIVE	L	23-30
08	10/27	Raiders		INACTIVE	W	27-24
09	11/03	at Jaguars	S		W	26-3
11	11/17	at Ravens	S		L	7-41
12	11/21	Colts	S		W	20-17
13	12/01	Patriots		RESERVE/INJURED	W	28-22
14	12/08	Broncos		RESERVE/INJURED	L	24-38
15	12/15	at Titans		RESERVE/INJURED	W	24-21
16	12/21	at Buccaneers		RESERVE/INJURED	W	23-20
17	12/29	Titans		RESERVE/INJURED	L	14-35
2019 TOTALS			8-8		10-6	

2019 GAME-BY-GAME POSTSEASON STATISTICS (TEXANS)

W	DATE	OPPONENT	P/S		W/L	SCORE
01	01/04	Bills		RESERVE/INJURED	W	22-19+
02	01/12	at Chiefs		RESERVE/INJURED	L	31-51
2019 TOTALS			0-0		1-1	

+ - Overtime



BUDDY HOWELL

RUNNING BACK

6-1 | 218 | FLORIDA ATLANTIC

HOMETOWN: COCONUT GROVE, FLA. | AGE: 24

3RD NFL SEASON | 3RD WITH TEXANS | ACQUIRED: W-'18 (MIA)

2019 GP/GS (POST): 16/0 (2/0) | CAREER GP/GS (POST): 31/0 (2/0)

TEAMS: HOU '18-20



38

TRANSACTIONS: Signed by the Miami Dolphins as a college free agent on May 10, 2018...Waived by the Dolphins on Sept. 1, 2018...Claimed off waivers by the Houston Texans on Sept. 2, 2018.

2019 (Houston 16/0, 2/0):

- Played in all 16 games in his second season and tallied five special teams tackles, which tied for sixth on the team. Also played in both postseason contests
- Recorded one special teams tackle at Kansas City (10/13), his first of the season
- Notched one special teams tackle at Indianapolis (10/20)
- Contributed on offense and special teams in the Week 8 win over Oakland (10/27)
- Registered his first two rushes of the season for five yards (2.5 avg.) at Baltimore (11/17)
- Tallied one special teams tackle vs. Denver (12/8)
- Logged one special teams tackle at Tampa Bay (12/21)
- Saw action on offense and special teams vs. Tennessee (12/29) and rushed three times for five yards (1.7 avg.)
- Played in his first career playoff game, contributing on special teams in the Wild Card Round vs. Buffalo (1/4/20)
- Logged one special teams tackle in the Divisional Round at Kansas City (1/12/20)

2018 (Houston 15/0, 0/0):

- Finished with nine special teams tackles, one forced fumble and one fumble recovery in 15 games as a rookie
- Made his NFL debut and contributed on special teams at Tennessee (9/16)
- Recorded his first career special teams tackle vs. the N.Y. Giants (9/23)
- Recorded a career-high two special teams tackles and first career forced fumble vs. Buffalo (10/14)
- Recorded one special teams tackle vs. Miami (10/25)
- Notched one special teams tackle at Denver (11/4)

- Tallied one special teams tackle at Washington (11/18)
- Appeared on special teams and recorded one fumble recovery vs. Cleveland (12/2)
- Finished with a career-high three special teams tackles at the N.Y. Jets (12/15)
- Inactive in the Wild Card Round vs. Indianapolis (1/5/19)

COLLEGE:

- Played four seasons (2014-17) at Florida Atlantic University in Boca Raton, Fla., and appeared in 29 career games with 16 starts, totaling 2,424 yards on 463 carries (5.2 avg.) and 22 touchdowns during his collegiate career
- Appeared in 12 games with one start as a senior for the Owls and rushed for 740 yards and five touchdowns on 112 carries (6.6 avg.)
- Played 12 games, starting 10 as a junior in 2016 and tallied 833 yards rushing and 13 touchdowns on 168 carries (5.0 avg.) and was named the team's Co-Ironman of the Year
- Played in all 12 games, starting five as a sophomore and posted 598 yards and three touchdowns on 133 carries (4.5 avg.), while adding five catches for 54 yards (10.8 avg.)
- Appeared in three games as a true freshman and notched 50 carries for 253 yards (5.1 avg.) and one touchdown

PERSONAL:

- Attended Coral Gables (Fla.) High School
- Rushed for 1,567 yards on 232 carries (6.8 avg.) and 13 touchdowns in high school
- Participated in track and field at Coral Gables H.S.
- Earned third-team all-state and first-team all-county honors as a senior in 2013
- Majored in business management with a minor in accounting

BUDDY HOWELL'S NFL REGULAR SEASON RUSHING/RECEIVING STATISTICS

DATE	TEAM	RUSHING							RECEIVING				
		GP	GS	NO.	YDS.	AVG.	LG	TD	NO.	YDS	AVG	LG	TD
2018	Texans	15	0	0	0	0.0	0	0	0	0	0.0	0	0
2019	Texans	16	0	5	10	2.0	4	0	0	0	0.0	0	0
NFL TOTALS		31	0	5	10	2.0	4	0	0	0	0.0	0	0

VETERAN BIOS

BUDDY HOWELL'S NFL POSTSEASON RUSHING/RECEIVING STATISTICS

DATE	TEAM	GP	GS	RUSHING					RECEIVING				
				NO.	YDS.	AVG.	LG	TD	NO.	YDS	AVG	LG	TD
2018	Texans	0	0	0	0	0.0	0	0	0	0	0.0	0	0
2019	Texans	2	0	0	0	0.0	0	0	0	0	0.0	0	0
NFL TOTALS		2	0	0	0	0.0	0	0	0	0	0.0	0	0

BUDDY HOWELL'S NFL REGULAR SEASON DEFENSIVE STATISTICS

DATE	TEAM	GP	GS	TK	S	ST		FF	FR	MISC	
						A				S	A
2018	Texans	15	0	9	7	2		1	1	0	0
2019	Texans	16	0	5	2	3		0	0	1	0
NFL TOTALS		31	0	14	9	5		1	1	1	0

BUDDY HOWELL'S NFL POSTSEASON DEFENSIVE STATISTICS

DATE	TEAM	GP	GS	TK	S	ST		FF	FR	MISC	
						A				S	A
2018	Texans	0	0	0	0	0		0	0	0	0
2019	Texans	2	0	1	1	0		0	0	0	0
NFL TOTALS		2	0	1	1	0		0	0	0	0

SINGLE-GAME HIGHS: RUSHING/RECEIVING

Rush Attempts	3 vs. Tennessee Titans, Dec 29, 2019	All-purpose yards	5 vs. Tennessee Titans, Dec 29, 2019
Rushing Yards	5 vs. Tennessee Titans, Dec 29, 2019		...1 more at 5.
	...1 more at 5.	Special Teams Tackles	3 at New York Jets, Dec 15, 2018
Longest Runs	4 at Baltimore Ravens, Nov 17, 2019	Miscellaneous Tackles	1 vs. Tennessee Titans, Dec 29, 2019

SINGLE-GAME HIGHS - POSTSEASON: RUSHING/RECEIVING

Special Teams Tackles	1 at Kansas City Chiefs, Jan 12, 2020
------------------------------	---------------------------------------

2019 GAME-BY-GAME REGULAR SEASON STATISTICS (TEXANS)

W	DATE	OPPONENT	P/S	RUSHING					RECEIVING					W/L	SCORE
				NO	YDS	AVG	LG	TD	NO	YDS	AVG	LG	TD		
01	09/09	at Saints	P	0	0	0.0	0	0	0	0	0.0	0	0	L	28-30
02	09/15	Jaguars	P	0	0	0.0	0	0	0	0	0.0	0	0	W	13-12
03	09/22	at Chargers	P	0	0	0.0	0	0	0	0	0.0	0	0	W	27-20
04	09/29	Panthers	P	0	0	0.0	0	0	0	0	0.0	0	0	L	10-16
05	10/06	Falcons	P	0	0	0.0	0	0	0	0	0.0	0	0	W	53-32
06	10/13	at Chiefs	P	0	0	0.0	0	0	0	0	0.0	0	0	W	31-24
07	10/20	at Colts	P	0	0	0.0	0	0	0	0	0.0	0	0	L	23-30
08	10/27	Raiders	P	0	0	0.0	0	0	0	0	0.0	0	0	W	27-24
09	11/03	at Jaguars	P	0	0	0.0	0	0	0	0	0.0	0	0	W	26-3
11	11/17	at Ravens	P	2	5	2.5	4	0	0	0	0.0	0	0	L	7-41
12	11/21	Colts	P	0	0	0.0	0	0	0	0	0.0	0	0	W	20-17
13	12/01	Patriots	P	0	0	0.0	0	0	0	0	0.0	0	0	W	28-22
14	12/08	Broncos	P	0	0	0.0	0	0	0	0	0.0	0	0	L	24-38
15	12/15	at Titans	P	0	0	0.0	0	0	0	0	0.0	0	0	W	24-21
16	12/21	at Buccaneers	P	0	0	0.0	0	0	0	0	0.0	0	0	W	23-20
17	12/29	Titans	P	3	5	1.7	3	0	0	0	0.0	0	0	L	14-35
2019 TOTALS			16-0	5	10	2.0	4	0	0	0	0.0	0	0	10-6	

VETERAN BIOS

2019 GAME-BY-GAME POSTSEASON STATISTICS (TEXANS)

W	DATE	OPPONENT	P/S	RUSHING					RECEIVING					W/L	SCORE
				NO	YDS	AVG	LG	TD	NO	YDS	AVG	LG	TD		
01	01/04	Bills	P	0	0	0.0	0	0	0	0	0.0	0	0	W	22-19+
02	01/12	at Chiefs	P	0	0	0.0	0	0	0	0	0.0	0	0	L	31-51
2019 TOTALS			2-0	0	0	0.0	0	0	0	0	0.0	0	0	1-1	

+ - Overtime

2019 GAME-BY-GAME REGULAR SEASON STATISTICS (TEXANS)

W	DATE	OPPONENT	P/S	ST					MISC		W/L	SCORE
				TK	S	A	FF	FR	S	A		
01	09/09	at Saints	P	1	0	1	0	0	0	0	L	28-30
02	09/15	Jaguars	P	0	0	0	0	0	0	0	W	13-12
03	09/22	at Chargers	P	0	0	0	0	0	0	0	W	27-20
04	09/29	Panthers	P	0	0	0	0	0	0	0	L	10-16
05	10/06	Falcons	P	0	0	0	0	0	0	0	W	53-32
06	10/13	at Chiefs	P	1	1	0	0	0	0	0	W	31-24
07	10/20	at Colts	P	1	0	1	0	0	0	0	L	23-30
08	10/27	Raiders	P	0	0	0	0	0	0	0	W	27-24
09	11/03	at Jaguars	P	0	0	0	0	0	0	0	W	26-3
11	11/17	at Ravens	P	0	0	0	0	0	0	0	L	7-41
12	11/21	Colts	P	0	0	0	0	0	0	0	W	20-17
13	12/01	Patriots	P	0	0	0	0	0	0	0	W	28-22
14	12/08	Broncos	P	1	0	1	0	0	0	0	L	24-38
15	12/15	at Titans	P	0	0	0	0	0	0	0	W	24-21
16	12/21	at Buccaneers	P	1	1	0	0	0	0	0	W	23-20
17	12/29	Titans	P	0	0	0	0	0	1	0	L	14-35
2019 TOTALS			16-0	5	2	3	0	0	1	0	10-6	

2019 GAME-BY-GAME POSTSEASON STATISTICS (TEXANS)

			TACKLES								INTERCEPTIONS					FUMBLES			ST					MISC				
W	DATE	OPPONENT	P/S	TK	S	A	SK	YDS	TFL	YDS	QBH	NO	YDS	LG	TD	PD	FF	FR	YDS	TK	S	A	FF	FR	S	A	W/L	SCORE
01	01/04	Bills	P	0	0	0	0.0	0.0	0	0	0	0	0	0	0	0	0	0	0	0	0	0	0	0	0	0	W	22-19+
02	01/12	at Chiefs	P	0	0	0	0.0	0.0	0	0	0	0	0	0	0	0	0	0	0	1	1	0	0	0	0	0	L	31-51
2019 TOTALS			2-0	0	0	0	0.0	0.0	0	0	0	0	0	0	0	0	0	0	0	0	1	1	0	0	0	0	1-1	

+ - Overtime



DAVID JOHNSON

RUNNING BACK

6-1 | 224 | NORTHERN IOWA

HOMETOWN: CLINTON, IOWA | AGE: 28

6TH NFL SEASON | 1ST WITH TEXANS | ACQUIRED: T-'20 (ARI)

2019 GP/GS: 13/9 | CAREER GP/GS (POST): 62/47 (2/2)

TEAMS: ARI '15-'19; HOU '20



31

TRANSACTIONS: Selected by the Arizona Cardinals in the third round (86th overall) of the 2015 NFL Draft...Signed a contract extension with the Cardinals on Sept. 8, 2018...Traded to the Houston Texans on March 21, 2020.

HONORS:

- Associated Press First-Team All-Pro (2016)
- PFWA All-NFL honors (2016)
- 2016 Pro Bowl selection
- NFC Offensive Player of the Month (October, 2016)
- NFC Offensive Player of the Week (Week 5, 2016; Week 13, 2016)
- NFC Special Teams Player of the Week (Week 2, 2015)
- NFL Offensive Rookie of the Month (December/January, 2015)

CAREER:

- Played 62 games (47 starts) over his first five seasons in the NFL, amassing 5,969 all-purpose yards (3,128 rushing; 2,219 receiving; 622 kickoff return) and 49 total TDs (33 rushing; 15 receiving; 1 kickoff return)
- Registered 2,219 receiving yards on 208 receptions (10.7 avg.) since entering the league in 2015. His 10.7 yards per reception average leads the NFL among running backs since 2015 and his 2,219 receiving yards are the fourth-most in the NFL among running backs over that span
- His 49 total touchdowns since entering the league in 2015 are the third-most in the NFL over that span, only behind Todd Gurley (70) and Mark Ingram (50)
- Became only the fifth player in NFL history and the only active player to record 30-or-more rushing touchdowns (33) and 15-or-more receiving touchdowns (15) in their first five seasons
- Owens 14 games with multiple touchdowns since entering the league in 2015, which ranks tied for second in the NFL over that span, trailing only Todd Gurley (19)
- In 2016, became one of just five players in NFL history with at least 1,200 rushing yards and 800 receiving yards in a season and just the seventh player since the 1970 merger to lead the NFL in both scrimmage yards and TDs in a season
- In 2016, became the first player in NFL history to post 100-plus scrimmage yards in each of the first 15 games of a season. His 15 games with 100-or-more scrimmage yards tied Barry Sanders (1997) for the most in NFL history in a single season
- Only player in NFL history with a rushing TD, receiving TD

and kickoff return TD in his first two career games

2019 (Arizona 13/9):

- Played in 13 games (nine starts) and finished the season with 345 yards and two touchdowns on 98 carries (3.7 avg.) along with 36 receptions for 370 yards (10.3 avg.) and four touchdowns
- Logged a season-high 165 yards from scrimmage at Cincinnati (10/6) with 91 rushing yards on 17 carries (5.4 avg.) and 65 receiving yards on three receptions (21.7 avg.)
- Registered a season-high two total touchdowns vs. Atlanta (10/13), rushing for 34 yards and a touchdown on 12 carries (2.8 avg.) and hauled in six receptions for 68 yards (11.3 avg.) and a touchdown
- Became just the fifth player in NFL history with at least 30 rushing touchdowns and 15 receiving touchdowns in his first five seasons

2018 (Arizona 16/16):

- Started in all 16 games for the third time in his career and racked up 1,386 scrimmage yards (940 rushing, 446 receiving) and 10 total touchdowns (seven rushing, three receiving)
- Joined WR Larry Fitzgerald as the only players in Cardinals' history to score 10-or-more touchdowns in three different seasons (2015, 2016, 2018)
- Logged 31 rushing yards on 12 carries (2.6 avg.) and hauled in four passes for 30 yards (7.5 avg.) and a touchdown vs. Chicago (9/23), marking his 35th career touchdown, passing Larry Fitzgerald for the most touchdowns by a Cardinal in his first four seasons
- Notched two rushing touchdowns and 55 yards on 18 carries (3.1 avg.) at San Francisco (10/7), marking his 12th career multi-touchdown performance
- Moved into fifth place in Cardinals history after recording his 30th career rushing touchdown at Kansas City (11/11). Finished the contest with 98 rushing yards and one touchdown on 21 carries (4.7 avg.) along with seven receptions for 85 yards (12.1 avg.) and a touchdown
- Registered a season-high 137 yards on 25 carries (5.5 avg.) and caught a 17-yard pass vs. Oakland (11/18)

2017 (Arizona 1/1):

- Started in the season opener at Detroit (9/10) and posted 23 yards on 11 carries (2.1 avg.) and six receptions for 63 yards (11.2 avg.) before suffering a season-ending injury

- Placed on the Reserve/Injured list on Sept. 12

2016 (Arizona 16/16):

- Started all 16 games and established single-season career highs in rushing yards (1,239) rushing touchdowns (16), receptions (80) and receiving yards (879)
- Selected to the Pro Bowl, named a First-Team All-Pro by the Associated Press and earned PFWA All-NFL honors
- Led the NFL with a franchise-record 2,118 scrimmage yards, had an NFL-best 20 touchdowns and ranked second in the league with 16 rushing touchdowns
- Tied the NFL single-season record with 15 consecutive games with at least 100 yards from scrimmage (Barry Sanders, 1997) and became the first player to open the season with 15 straight 100-yard games
- Named October's NFC Offensive Player of the Month after finishing the month with an NFL-leading 726 scrimmage yards and five rushing touchdowns, which was tied for the most in the league
- Named NFC Offensive Player of the Week after logging a season-high 157 yards and two touchdowns on 27 carries (5.8 avg.) and had three catches for 28 yards (9.3 avg.) at San Francisco (10/6)
- Posted 111 rushing yards and tied a career high with three touchdowns on 22 carries (5.0 avg.), including a season-long 58-yard touchdown run vs. the N.Y. Jets (10/17)
- Notched his first career 100-yard receiving performance with eight catches for 103 yards (12.9 avg.) and a touchdown at Atlanta (11/27). Added 58 yards on 13 carries (4.5 avg.). Became the first player in franchise history to score 13-or-more touchdowns in multiple seasons and the 10th player in NFL history to have 13-or-more touchdowns in each of their first two years in the league
- Named NFC Offensive Player of the Week for the second time on the season after registering a career-best nine receptions for 91 yards (10.1 avg.) and a touchdown vs. Washington (12/4), while rushing for 84 yards and a touchdown on 18 carries (4.7 avg.). Reached 1,000 rushing yards on the season for the first time in his career
- Recorded 95 yards on 28 carries (3.4 avg.) and tied his single-game career high with three rushing touchdowns at Seattle (12/24), and added four catches for 41 yards (10.3 avg.), marking his 15th straight game with at least 100 yards from scrimmage

2015 (Arizona 16/5, 2/2):

- Played in all 16 regular season games (five starts) and finished the season with 581 rushing yards and eight touchdowns on 125 carries (4.6 avg.) and added 36 receptions for 457 yards (12.7 avg.) and four touchdowns. He also added 22 kickoff returns for 598 yards (22.7 avg.) and one touchdown
- Became just the fourth player in NFL history to post 500+ rushing yards, 400+ receiving yards, 500+ kickoff return yards and 13+ touchdowns in a season, joining Timmy Brown (1962), Gale Sayers (1965) and Maurice Jones-Drew (2006).
- Helped the Cardinals finish with the first-ranked offense in the NFL for the first time in team history and set franchise

record for points (489) and touchdowns (59)

- Started in two playoff games and ran for 95 yards and a TD and caught a team-high 15 passes for 111 yards (7.4 avg.)
- Made his NFL debut at New Orleans (9/13) and caught one pass for 55 yards and a touchdown
- Named NFC Special Teams Player of the Week after returning the opening kickoff 108 yards for a touchdown at Chicago (9/20) and also ran for 42 yards and a touchdown on five carries (8.4 avg.). Became the first player in NFL history with a rushing touchdown, receiving touchdown and kickoff return touchdown in his first two career games
- Made his first career start and ran for 99 yards on 22 carries (4.5 avg.) while adding two catches for 21 yards (10.5 avg.) and a touchdown at St. Louis (12/6)
- Rushed for a single-game career-high 187 yards and three touchdowns on 29 carries (6.4 avg.) and added four catches for 42 yards (10.5 avg.) at Philadelphia
- Notched six catches for 43 yards (7.2 avg.) and for 35 rushing yards on 15 carries in the Divisional Round vs. Green Bay (1/16/16)
- Rushed for 60 yards and a touchdown on 15 carries (4.0 avg.), while adding a team-high nine receptions for 68 yards (7.6 avg.) in the NFC Championship at Carolina (1/24/16)

COLLEGE:

- Appeared in 49 games (36 starts) at the University of Northern Iowa in Cedar Falls, Iowa, rushing for 4,687 yards and 49 touchdowns on 866 attempts (5.4 avg.) while adding 141 receptions for 1,734 yards (12.3 avg.) and 14 touchdowns
- Posted three consecutive 1,000-yard seasons to finish his collegiate career, leading the team in rushing in each season
- Broke 15 school records during his senior season while earning his second straight All-Missouri Valley Football Conference first-team selection
- College Football Performance Awards All-Purpose Performer of the Year and named to the AP and Sports Network FCS All-American teams in 2014

PERSONAL:

- Attended Clinton (Iowa) High School where he earned first-team Class 4A all-state honors and first-team MAC all-conference honors as a running back and defensive back
- Accounted for a school record 42 touchdowns as a senior, helping Clinton to an 11-2 record and earning him the team's 2009 Outstanding Offensive Player award
- Also a state qualifier in track and earned second-team all-conference honors in basketball
- Active in a large number of off-the-field initiatives, including creating his own "Mission 31" Foundation along with his wife, Meghan, which was developed to provide opportunities, support and resources to seriously ill children and their families by offering daily support and life changing experiences

VETERAN BIOS

DAVID JOHNSON'S NFL REGULAR SEASON RUSHING/RECEIVING STATISTICS

DATE	TEAM	GP	GS	RUSHING					RECEIVING				
				NO.	YDS.	AVG.	LG	TD	NO.	YDS	AVG	LG	TD
2015	Cardinals	16	5	125	581	4.6	47t	8	36	457	12.7	55t	4
2016	Cardinals	16	16	293	1,239	4.2	58t	16	80	879	11.0	58	4
2017	Cardinals	1	1	11	23	2.1	6	0	6	67	11.2	24	0
2018	Cardinals	16	16	258	940	3.6	53	7	50	446	8.9	40	3
2019	Cardinals	13	9	94	345	3.7	18	2	36	370	10.3	31	4
NFL TOTALS		62	47	781	3,128	4.0	58t	33	208	2,219	10.7	58	15

DAVID JOHNSON'S NFL POSTSEASON RUSHING/RECEIVING STATISTICS

DATE	TEAM	GP	GS	RUSHING					RECEIVING				
				NO.	YDS.	AVG.	LG	TD	NO.	YDS	AVG	LG	TD
2015	Cardinals	2	2	30	95	3.2	23	1	15	111	7.4	16	0
NFL TOTALS		2	2	30	95	3.2	23	1	15	111	7.4	16	0

DAVID JOHNSON'S NFL REGULAR SEASON RETURN STATISTICS

DATE	TEAM	RET.	KICKOFF RETURNS				PUNT RETURNS					
			YDS.	AVG.	LG	TD	NO.	FC	YDS	AVG	LG	TD
2015	Cardinals	22	598	27.2	108t	1	0	0	0	0.0	0	0
2016	Cardinals	0	0	0.0	0	0	0	0	0	0.0	0	0
2017	Cardinals	0	0	0.0	0	0	0	0	0	0.0	0	0
2018	Cardinals	0	0	0.0	0	0	0	0	0	0.0	0	0
2019	Cardinals	1	24	24.0	24	0	0	0	0	0.0	0	0
NFL TOTALS		23	622	27.0	108t	1	0	0	0	0.0	0	0

DAVID JOHNSON'S NFL POSTSEASON RETURN STATISTICS

DATE	TEAM	RET.	KICKOFF RETURNS				PUNT RETURNS					
			YDS.	AVG.	LG	TD	NO.	FC	YDS	AVG	LG	TD
2015	Cardinals	0	0	0.0	0	0	0	0	0	0.0	0	0
NFL TOTALS		0	0	0.0	0	0	0	0	0	0.0	0	0

SINGLE-GAME HIGHS: RUSHING/RECEIVING

Rush Attempts	33 vs. Seattle Seahawks, Oct 23, 2016	All-purpose yards	229 at Philadelphia Eagles, Dec 20, 2015
Rushing Yards	187 at Philadelphia Eagles, Dec 20, 2015	Kickoff Returns	6 at Pittsburgh Steelers, Oct 18, 2015
Longest Runs	58t vs. New York Jets, Oct 17, 2016	Kickoff Return Yards	122 at Pittsburgh Steelers, Oct 18, 2015
Rushing TDs	3 at Seattle Seahawks, Dec 24, 2016 ...2 more at 3.	Longest Kickoff Return	108t at Chicago Bears, Sep 20, 2015
Receptions	9 vs. Washington Redskins, Dec 04, 2016	Kickoff Return TDs	1 at Chicago Bears, Sep 20, 2015
Receiving Yards	103 at Atlanta Falcons, Nov 27, 2016	Special Teams Tackles	1 at San Francisco 49ers, Nov 29, 2015 ...1 more at 1.
Longest Receptions	58 vs. Tampa Bay Buccaneers, Sep 18, 2016	Miscellaneous Tackles	2 vs. Los Angeles Rams, Oct 02, 2016
Receiving TDs	1 vs. Pittsburgh Steelers, Dec 08, 2019 ...14 more at 1.	Most TDs	3 at Seattle Seahawks, Dec 24, 2016 ...2 more at 3.

SINGLE-GAME HIGHS - POSTSEASON: RUSHING/RECEIVING

Rush Attempts	15 at Carolina Panthers, Jan 24, 2016 ...1 more at 15.	Receiving Yards	68 at Carolina Panthers, Jan 24, 2016
Rushing Yards	60 at Carolina Panthers, Jan 24, 2016	Longest Receptions	16 at Carolina Panthers, Jan 24, 2016
Longest Runs	23 at Carolina Panthers, Jan 24, 2016	All-purpose yards	128 at Carolina Panthers, Jan 24, 2016
Rushing TDs	1 at Carolina Panthers, Jan 24, 2016	Most TDs	1 at Carolina Panthers, Jan 24, 2016
Receptions	9 at Carolina Panthers, Jan 24, 2016		

VETERAN BIOS

100-YARD RECEIVING GAMES (1): REGULAR SEASON

DATE	TEAM	NO.	YDS.	AVG.	LG	TD
11/27/16	at Falcons	8	103	12.9	25	1

100-YARD RUSHING GAMES (6): REGULAR SEASON

DATE	TEAM	ATT.	YDS.	AVG.	LG	TD
12/20/15	at Eagles	29	187	6.4	47t	3
10/06/16	at 49ers	27	157	5.8	23	2
10/17/16	JETS	22	111	5.0	58t	3
10/23/16	SEAHAWKS	33	113	3.4	14	0
11/20/16	at Vikings	22	103	4.7	11	1
11/18/18	RAIDERS	25	137	5.5	53	0

2019 GAME-BY-GAME REGULAR SEASON STATISTICS (CARDINALS)

W	DATE	OPPONENT	P/S	RUSHING					RECEIVING					W/L	SCORE
				NO	YDS	AVG	LG	TD	NO	YDS	AVG	LG	TD		
01	09/08	Lions	S	18	82	4.6	18	0	6	55	9.2	27t	1	L	27-27+
02	09/15	at Ravens	S	7	14	2.0	4	1	1	0	0.0	0	0	L	17-23
03	09/22	Panthers	S	11	37	3.4	15	0	6	28	4.7	17	1	L	20-38
04	09/29	Seahawks	S	11	40	3.6	14	0	8	99	12.4	31	0	L	10-27
05	10/06	at Bengals	S	17	91	5.4	17	0	3	65	21.7	24	0	W	26-23
06	10/13	Falcons	S	12	34	2.8	17	1	6	68	11.3	30	1	W	34-33
07	10/20	at Giants	S	1	2	2.0	2	0	0	0	0.0	0	0	W	27-21
08	10/27	at Saints							INACTIVE					L	9-31
09	10/31	49ers							INACTIVE					L	25-28
10	11/10	at Buccaneers	S	5	2	0.4	5	0	1	8	8.0	8	0	L	27-30
11	11/17	at 49ers	P	0	0	0.0	0	0	0	0	0.0	0	0	L	26-36
13	12/01	Rams	P	4	15	3.8	9	0	2	9	4.5	5	0	L	7-34
14	12/08	Steelers	P	3	19	6.3	9	0	2	34	17.0	24t	1	L	17-23
15	12/15	Browns	P	3	6	2.0	5	0	0	0	0.0	0	0	W	38-24
16	12/22	at Seahawks	S	2	3	1.5	2	0	1	4	4.0	4	0	W	27-13
17	12/29	at Rams							DID NOT PLAY					L	24-31
2019 TOTALS			13-9	94	345	3.7	18	2	36	370	10.3	31	4	5-11	

+ - Overtime



DUKE JOHNSON

RUNNING BACK

5-9 | 210 | MIAMI

HOMETOWN: MIAMI FLA. | AGE: 26

6TH NFL SEASON | 6TH WITH TEXANS | ACQUIRED: T-'19 (CLE)

2019 GP/GS (POST): 16/2 (2/1) | CAREER GP/GS (POST): 80/12 (2/1)

TEAMS: CLE '15-18; HOU '19-20



25

TRANSACTIONS: Selected by the Cleveland Browns with the 13th pick in the third round (77th overall) in the 2015 NFL Draft...Signed a contract extension with the Browns on June 7, 2018...Traded to the Houston Texans on Aug. 8, 2019.

CAREER:

- ✦ Played in all 80 games (12 starts) since entering the league in 2015 as a third-round draft pick with the Browns
- ✦ Has rushed for 1,696 yards and seven touchdowns while adding 2,580 receiving yards and 11 receiving touchdowns over his five-year career
- ✦ His 9.2 yards per reception since entering the league in 2015 ranks third among NFL running backs and his 2,580 receiving yards is second among running backs over that span (min. 200 receptions)
- ✦ Notched 235 receptions between 2015-18 with the Browns, the most in Browns history by a running back in the first four years of their career
- ✦ Became only the sixth running back in NFL history to post at least 50 receptions in each of his first three seasons
- ✦ One of six running backs in NFL history to record at least 500 receiving yards in each of their first three seasons (2015-17)

2019 (Houston (16/3, 2/1):

- ✦ Posted a single-season career-high 410 rushing yards and two touchdowns on 83 carries (4.4 avg.) and caught 44 passes for 410 yards (9.3 avg.) and three touchdowns in 16 games (three starts)
- ✦ Became the fourth player in Texans history and the first since Arian Foster in 2011 to record at least 400 rushing yards and 400 receiving yards in a single season
- ✦ Rushed for 57 yards on nine carries (6.3 avg.), including a game-long 32-yard run in his Texans debut at New Orleans (9/9). Added four catches for 33 yards (8.3 avg.) in the contest
- ✦ Caught two passes for 22 yards (11.0 avg.) and ran 56 yards on six carries (9.3 avg.) vs. Carolina (9/29), including a career-long 40-yard run in the second quarter, which was the longest run for the Texans since Lamar Miller's 97-yard touchdown run in Week 12 of 2018
- ✦ Ran for 34 yards on five carries (6.8 avg.) and caught two passes for 20 yards (10.0 avg.) and one touchdown at Kansas City (10/13), marking his first touchdown as a member of the Texans
- ✦ Caught four passes for 33 yards (8.3 avg.) and a touchdown, while rushing three times for one yard vs.

Oakland (10/27)

- ✦ Registered five receptions for a season-high 68 yards (13.6 avg.), including a season-long 21-yard reception and added 13 yards and one touchdown on seven carries (1.9 avg.) in the win over Jacksonville in London (11/3), notching his sixth career rushing touchdown and his first since Week 17 of 2017
- ✦ Caught five passes for 54 yards (10.8 avg.) and one touchdown and rushed for a team-high 36 yards on nine carries (4.0 avg.) vs. New England (12/1)
- ✦ Caught five passes for 45 yards (9.0 avg.) and ran for 12 yards and one touchdown on four carries (3.0 avg.) vs. Tennessee (12/29) and became the first Texans running back to record over 40 receptions in a season since Arian Foster in 2012
- ✦ Appeared in his first career playoff game in the Wild Card Round vs. Buffalo (1/4/20) and pulled in three passes for 30 yards (10.0 avg.) and ran for 38 yards on three carries (12.7 avg.). His 68 scrimmage yards were the second-most by a Texans player in the game
- ✦ Caught five passes for 23 yards (4.6 avg.) and ran for 11 yards on one carry (11.0 avg.) in the Divisional Round at Kansas City (1/12/20)

2018 (Cleveland 16/2):

- ✦ Played in all 16 games (two starts) and led Browns running backs in receiving with 47 receptions for 429 yards (9.1 avg.) and three touchdowns. Also rushed for 201 yards with a career-high rushing average of 5.0
- ✦ His three receiving touchdowns matched his single-season career high
- ✦ Notched the first multi-touchdown performance of his career vs. Kansas City (11/4), matching his career high of nine receptions for a season-high 78 yards (8.7 avg.) and two touchdowns
- ✦ Posted a season-high 109 all-purpose yards vs. the Los Angeles Chargers (10/14) after rushing twice for 36 yards (18.0 avg.) and pulling in four catches for 73 yards (18.3 avg.)

2017 (Cleveland 16/0):

- ✦ Played in all 16 games and posted a single-season career-high seven total touchdowns (four rushing, three receiving)
- ✦ Recorded at least 50 receptions in each of his first three seasons (2015-17), becoming one of six running backs in NFL history to accomplish the feat

VETERAN BIOS

- ✎ Tallied 348 rushing yards and led the Browns with a single-season career-high 693 receiving yards on 74 catches (9.4 avg.)
- ✎ His 693 receiving yards ranked third in the NFL among running backs, only behind Todd Gurley and Alvin Kamara
- ✎ Rushed for 20 yards and caught three passes for 63 yards (21.0 avg.), including a season-long 41-yard touchdown grab vs. the N.Y. Jets (10/8)
- ✎ Recorded a season-high 104 all-purpose yards at Indianapolis (9/24), after recording six catches for 81 yards (13.5 avg.) and rushing for 23 yards, including a season-long 19-yard touchdown run

2016 (Cleveland 16/1):

- ✎ Appeared in all 16 games (one start) and rushed 73 times for 358 yards (4.9 avg.) and one touchdown, while adding 53 catches for 514 yards (9.7 avg.)
- ✎ Part of a Browns running back unit that ranked second in the NFL with a 4.89 rushing average, the highest mark by Cleveland since 1966
- ✎ His 514 receiving yards were the fourth-most among NFL running backs
- ✎ Saw action as a punt returner and tallied 17 returns for 112 yards (6.6 avg.) on the season
- ✎ Set a career high in all-purpose yards against the N.Y. Jets (10/30) after recording 29 rushing yards, 87 receiving yards and 28 punt return yards

2015 (Cleveland 16/7):

- ✎ Played in all 16 games (seven starts) and rushed for 379 yards while adding 61 receptions for 534 yards (8.8 avg.) and two touchdowns
- ✎ His 61 receptions ranked second all-time among Browns

- rookies (the most since 1999) and tied for fifth in franchise history among all running backs
- ✎ Among all running backs in 2015, finished fourth in receptions and fifth in receiving yards
- ✎ Notched his first-career touchdown on a 34-yard catch at San Diego (10/4). Totaled 126 scrimmage yards on eight carries (31 yards) and nine receptions (85 yards). His nine receptions were most by Browns running back since 2002 and tied for sixth-most all-time

COLLEGE:

- ✎ Appeared in 33 games over three seasons (2012-14) at the University of Miami (Fla.) and finished his college career as the Hurricanes' all-time leader in total rushing yards (3,519), total all-purpose yards (5,526) and total kickoff return yards (1,288)
- ✎ Tied for first in program history with 14 100-yard rushing games
- ✎ As a junior (2014), ranked fifth in the nation and led the ACC with 2,073 all-purpose yards
- ✎ Earned All-ACC honors as a sophomore (2013)
- ✎ Played in all 12 games as a freshman (2012) and rushed for a freshman-record 947 yards and 10 touchdowns. Also set the school record with 892 kick return yards and two touchdowns, totaling 2,060 all-purpose yards, the second-highest total in Miami history

PERSONAL:

- ✎ Given name is Randy Johnson
- ✎ Ran the 60-meter dash for the Miami indoor track Team
- ✎ Volunteered for numerous community outreach opportunities in Cleveland, including stuffing USO care packages and deployment bags for service members and volunteering at the Greater Cleveland Food Bank

DUKE JOHNSON'S NFL REGULAR SEASON RUSHING/RECEIVING STATISTICS

DATE	TEAM	GP	GS	RUSHING					RECEIVING				
				NO.	YDS.	AVG.	LG	TD	NO.	YDS	AVG	LG	TD
2015	Browns	16	7	104	379	3.6	39	0	61	534	8.8	52	2
2016	Browns	16	1	73	358	4.9	22	1	53	514	9.7	32	0
2017	Browns	16	0	82	348	4.2	19t	4	74	693	9.4	41t	3
2018	Browns	16	2	40	201	5.0	23	0	47	429	9.1	32	3
2019	Texans	16	2	83	410	4.9	40	2	44	410	9.3	21	3
NFL TOTALS		80	12	382	1,696	4.4	40	7	279	2,580	9.2	52	11

DUKE JOHNSON'S NFL POSTSEASON RUSHING/RECEIVING STATISTICS

DATE	TEAM	GP	GS	RUSHING					RECEIVING				
				NO.	YDS.	AVG.	LG	TD	NO.	YDS	AVG	LG	TD
2019	Texans	2	1	4	49	12.3	19	0	8	53	6.6	18	0
NFL TOTALS		2	1	4	49	12.3	19	0	8	53	6.6	18	0

VETERAN BIOS

DUKE JOHNSON'S NFL REGULAR SEASON RETURN STATISTICS

DATE	TEAM	RET.	KICKOFF RETURNS				PUNT RETURNS					
			YDS.	AVG.	LG	TD	NO.	FC	YDS	AVG	LG	TD
2015	Browns	2	52	26.0	30	0	0	0	0	0.0	0	0
2016	Browns	1	19	19.0	19	0	17	1	112	6.6	18	0
2017	Browns	0	0	0.0	0	0	3	1	17	5.7	12	0
2018	Browns	0	0	0.0	0	0	0	0	0	0.0	0	0
2019	Texans	0	0	0.0	0	0	0	0	0	0.0	0	0
NFL TOTALS		3	71	23.7	30	0	20	2	129	6.5	18	0

DUKE JOHNSON'S NFL POSTSEASON RETURN STATISTICS

DATE	TEAM	RET.	KICKOFF RETURNS				PUNT RETURNS					
			YDS.	AVG.	LG	TD	NO.	FC	YDS	AVG	LG	TD
2019	Texans	0	0	0.0	0	0	0	0	0	0.0	0	0
NFL TOTALS		0	0	0.0	0	0	0	0	0	0.0	0	0

SINGLE-GAME HIGHS: RUSHING/RECEIVING

Rush Attempts	13 vs. San Francisco 49ers, Dec 13, 2015	Kickoff Return Yards	52 at Pittsburgh Steelers, Nov 15, 2015
Rushing Yards	78 vs. San Francisco 49ers, Dec 13, 2015	Longest Kickoff Return	30 at Pittsburgh Steelers, Nov 15, 2015
Longest Runs	40 vs. Carolina Panthers, Sep 29, 2019	Fair Catches	1 vs. Green Bay Packers, Dec 10, 2017 ...1 more at 1.
Rushing TDs	1 vs. Tennessee Titans, Dec 29, 2019 ...6 more at 1.	Punt Return Yards	32 vs. Pittsburgh Steelers, Nov 20, 2016
Receptions	9 vs. Kansas City Chiefs, Nov 04, 2018 ...2 more at 9.	Longest Punt Return	18 vs. Pittsburgh Steelers, Nov 20, 2016 ...1 more at 18.
Receiving Yards	87 vs. New York Jets, Oct 30, 2016	Punt Returns	3 vs. New York Giants, Nov 27, 2016 ...1 more at 3.
Longest Receptions	52 vs. Arizona Cardinals, Nov 01, 2015	Special Teams Tackles	1 at Oakland Raiders, Sep 30, 2018 ...1 more at 1.
Receiving TDs	2 vs. Kansas City Chiefs, Nov 04, 2018	Miscellaneous Tackles	1 at Tampa Bay Buccaneers, Dec 21, 2019 ...9 more at 1.
All-purpose yards	144 vs. New York Jets, Oct 30, 2016	Most TDs	2 vs. Kansas City Chiefs, Nov 04, 2018
Kickoff Returns	2 at Pittsburgh Steelers, Nov 15, 2015		

SINGLE-GAME HIGHS - POSTSEASON: RUSHING/RECEIVING

Rush Attempts	3 vs. Buffalo Bills, Jan 04, 2020	Receiving Yards	30 vs. Buffalo Bills, Jan 04, 2020
Rushing Yards	38 vs. Buffalo Bills, Jan 04, 2020	Longest Receptions	18 vs. Buffalo Bills, Jan 04, 2020
Longest Runs	19 vs. Buffalo Bills, Jan 04, 2020	All-purpose yards	68 vs. Buffalo Bills, Jan 04, 2020
Receptions	5 at Kansas City Chiefs, Jan 12, 2020		

VETERAN BIOS

2019 GAME-BY-GAME REGULAR SEASON STATISTICS (TEXANS)

W	DATE	OPPONENT	P/S	RUSHING					RECEIVING					W/L	SCORE
				NO	YDS	AVG	LG	TD	NO	YDS	AVG	LG	TD		
01	09/09	at Saints	P	9	57	6.3	32	0	4	33	8.3	13	0	L	28-30
02	09/15	Jaguars	P	6	31	5.2	19	0	0	0	0.0	0	0	W	13-12
03	09/22	at Chargers	P	2	2	1.0	1	0	2	22	11.0	15	0	W	27-20
04	09/29	Panthers	P	6	56	9.3	40	0	2	22	11.0	12	0	L	10-16
05	10/06	Falcons	P	9	59	6.6	24	0	1	8	8.0	8	0	W	53-32
06	10/13	at Chiefs	P	5	34	6.8	15	0	2	20	10.0	11t	1	W	31-24
07	10/20	at Colts	S	7	34	4.9	11	0	2	22	11.0	12	0	L	23-30
08	10/27	Raiders	P	3	1	0.3	4	0	4	33	8.3	12t	1	W	27-24
09	11/03	at Jaguars	P	7	13	1.9	4	1	5	68	13.6	21	0	W	26-3
11	11/17	at Ravens	P	6	40	6.7	17	0	2	4	2.0	8	0	L	7-41
12	11/21	Colts	P	5	22	4.4	19	0	1	8	8.0	8	0	W	20-17
13	12/01	Patriots	P	9	36	4.0	13	0	5	54	10.8	15	1	W	28-22
14	12/08	Broncos	S	1	5	5.0	5	0	6	40	6.7	11	0	L	24-38
15	12/15	at Titans	P	2	4	2.0	3	0	2	19	9.5	11	0	W	24-21
16	12/21	at Buccaneers	P	2	4	2.0	6	0	1	12	12.0	12	0	W	23-20
17	12/29	Titans	P	4	12	3.0	8	1	5	45	9.0	14	0	L	14-35
2019 TOTALS			16-2	83	410	4.9	40	2	44	410	9.3	21	3	10-6	

2019 GAME-BY-GAME POSTSEASON STATISTICS (TEXANS)

W	DATE	OPPONENT	P/S	RUSHING					RECEIVING					W/L	SCORE
				NO	YDS	AVG	LG	TD	NO	YDS	AVG	LG	TD		
01	01/04	Bills	P	3	38	12.7	19	0	3	30	10.0	18	0	W	22-19+
02	01/12	at Chiefs	S	1	11	11.0	11	0	5	23	4.6	9	0	L	31-51
2019 TOTALS			2-1	4	49	12.3	19	0	8	53	6.6	18	0	1-1	

+ - Overtime



RODERICK JOHNSON

TACKLE

6-6 | 306 | FLORIDA STATE

HOMETOWN: FLORISSANT, MO. | AGE: 24

4TH NFL SEASON | 3RD WITH TEXANS | ACQUIRED: W-'18 (CLE)

2019 GP/GS (POST): 16/3 (2/0) | CAREER GP/GS (POST): 17/3 (2/0)

TEAMS: CLE '17; HOU '18-20



63

TRANSACTIONS: Selected by the Cleveland Browns with the 16th pick in the fifth round (160th overall) of the 2017 NFL Draft...Waived by the Browns on June 19, 2018...Claimed off waivers by the Houston Texans on June 20, 2018...Waived by the Texans on Sept. 1, 2018...Signed to the Texans practice squad on Sept. 2, 2018...Signed to the Texans active roster on Sept. 12, 2018...Waived by the Texans on Oct. 4, 2018...Signed to the Texans practice squad on Oct. 6, 2018...Signed to the Texans active roster on Dec. 8, 2018...Re-signed with the Texans on March 21, 2020.

2019 (Houston 16/3, 2/0):

- ✦ Played in a single-season career-high 16 games (three starts) in his second season with the Texans
- ✦ Logged his first career postseason action, appearing in both playoff contests
- ✦ Notched his first-career start vs. Jacksonville (9/15), playing every snap at right tackle
- ✦ Started at right tackle and played in every offensive snap vs. Tennessee (12/29)
- ✦ Rotated in at right tackle and helped pave the way for RB Carlos Hyde's 104 rushing yards at Tennessee (12/15)
- ✦ Rotated in at right tackle vs. New England (12/1) and helped block for QB Deshaun Watson's four total offensive touchdowns
- ✦ Saw action as a reserve offensive lineman and contributed on special teams in the win over Jacksonville in London (11/3)
- ✦ Saw action on offense and special teams at Kansas City (10/13) and stepped in at right tackle in the fourth quarter due to an injury, helping to finish out the game with the starters
- ✦ Served as a reserve right tackle on offense and contributed on special teams in the win over Buffalo in the Wild Card Round (1/4/20). Helped block for 141 total rushing yards, the third-most in a playoff game in Texans history

2018 (Houston 1/0, 0/0):

- ✦ Elevated to the active roster following Week 1
- ✦ Spent Weeks 5-13 on the Texans practice squad
- ✦ Elevated to the active roster prior to Week 14
- ✦ Made his NFL debut and contributed on special teams vs.

Indianapolis (12/9)

- ✦ Inactive in the Wild Card Round vs. Indianapolis (1/5/19)

2017 (Cleveland 0/0):

- ✦ Placed on the Reserve/Injured list on Sept. 4

COLLEGE:

- ✦ Played three seasons (2014-16) at Florida State University in Tallahassee, Fla.
- ✦ Two-time Jacobs Blocking Trophy recipient, awarded to the ACC's best blocker
- ✦ Earned All-America and first-team All-ACC recognition in 2015 and 2016
- ✦ Made 31 consecutive starts, blocking for Florida State's all-time leading rusher Dalvin Cook and a ground attack that averaged 206.8 yards per game in 2016
- ✦ One of two offensive linemen to start every game in 2015 (all at left tackle)
- ✦ Earned first-team All-ACC honors in 2015 by the media and coaches
- ✦ Paved the way for Cook to set a single-season school record with 1,691 rushing yards, including nine 100-yard rushing games
- ✦ Appeared in eight contests (five starts) as a freshman in 2014, en route to being named a freshman All-American
- ✦ Majored in social sciences

PERSONAL:

- ✦ Four-star recruit from Hazelwood Central High School in Florissant, Mo.
- ✦ Earned Missouri Class 6A first-team all-state honors
- ✦ Two-time first-team All-Metro selection
- ✦ Helped his team to a 12-1 record, a Suburban North Conference Championship and an appearance in the Missouri 6A state semifinals as a senior
- ✦ Led an offensive line that blocked for 3,088 rushing yards (237.5 yards per game)
- ✦ Earned the STL Football U Junior National Elite award
- ✦ Given name is Roderick Tyler Johnson, but preferred name is Rod
- ✦ Interested in social science and computer programming
- ✦ Lists the Pentagon as his desired workplace if not pursuing his football career

VETERAN BIOS

2019 GAME-BY-GAME REGULAR SEASON STATISTICS (TEXANS)

W	DATE	OPPONENT	P/S		W/L	SCORE
01	09/09	at Saints	P		L	28-30
02	09/15	Jaguars	S		W	13-12
03	09/22	at Chargers	P		W	27-20
04	09/29	Panthers	P		L	10-16
05	10/06	Falcons	P		W	53-32
06	10/13	at Chiefs	P		W	31-24
07	10/20	at Colts	S		L	23-30
08	10/27	Raiders	P		W	27-24
09	11/03	at Jaguars	P		W	26-3
11	11/17	at Ravens	P		L	7-41
12	11/21	Colts	P		W	20-17
13	12/01	Patriots	P		W	28-22
14	12/08	Broncos	P		L	24-38
15	12/15	at Titans	P		W	24-21
16	12/21	at Buccaneers	P		W	23-20
17	12/29	Titans	S		L	14-35
2019 TOTALS			16-3		10-6	

2019 GAME-BY-GAME POSTSEASON STATISTICS (TEXANS)

W	DATE	OPPONENT	P/S		W/L	SCORE
01	01/04	Bills	P		W	22-19+
02	01/12	at Chiefs	P		L	31-51
2019 TOTALS			2-0		1-1	

+ - Overtime



LONNIE JOHNSON JR.

CORNERBACK

6-2 | 213 | KENTUCKY

HOMETOWN: GARY, IND. | AGE: 24

2ND NFL SEASON | 2ND WITH TEXANS | ACQUIRED: D2A-'19

2019 GP/GS (POST): 14/7 (2/1) | CAREER GP/GS (POST): 14/7 (2/1)

TEAMS: HOU '19-20



32

TRANSACTIONS: Selected by the Houston Texans with the 22nd pick in the second round (54th overall) of the 2019 NFL Draft.

2019 (Houston 14/7, 2/1):

- ✦ Appeared in 14 regular season games (seven starts) as a rookie and tallied 38 total tackles (31 solo), seven passes defended and added three tackles on special teams. Also appeared in both postseason contests (one start)
- ✦ Saw action as a reserve cornerback in his NFL debut at New Orleans (9/9)
- ✦ Logged his first-career start vs. Jacksonville (9/15) and recorded his first three career total tackles (three solo) and a pass defended
- ✦ Posted six total tackles and one pass defended in the Week 3 victory over the L.A. Chargers (9/22)
- ✦ Tallied four total tackles (two solo) in his third career start vs. Atlanta (10/6)
- ✦ Tallied two solo tackles and two passes defended in the win at Kansas City (10/13)
- ✦ Posted a single-game career-high and finished tied for second on the team with seven total tackles (seven solo) at Indianapolis (10/20)
- ✦ Finished with two total tackles (two solo) and one pass defended vs. Oakland (10/27)
- ✦ Finished tied for second on the team with six total tackles (five solo) and added one pass defended vs. New England (12/1)
- ✦ Posted one pass defended at Tennessee (12/15), stopping a fake punt attempt in the second quarter
- ✦ Made his first career playoff start in the Divisional Round at Kansas City (1/12/20) and recorded three solo tackles on offense and one tackle on special teams
- ✦ Recovered on a blocked punt by OLB Barkevious Mingo on Chiefs P Dustin Colquitt at the 10-yard line and scored a touchdown in the Divisional Round at Kansas City (1/12/20)

COLLEGE CAREER:

- ✦ Played two seasons (2017-18) at the University of Kentucky in Lexington, Ky. after transferring from Garden City (Kan.) Community College where he played one season (2015)
- ✦ Also played one season (2014) at San Bernardino Valley Community College
- ✦ Sat out the 2016 season to focus on academics
- ✦ Recorded 64 total tackles, three tackles for loss, 1.0 sack, 12 passes defended, two blocked kicks, one interception

and one forced fumble in 26 games (18 starts) at Kentucky

2018 (Kentucky):

- ✦ Recorded 23 total tackles, four passes defended, one interception and one forced fumble and started all 13 games for the Wildcats as a senior
- ✦ Tallied a season-high four total tackles and one pass defended vs. Georgia (11/3)
- ✦ Totaled three tackles and one pass defended at Florida (9/8)
- ✦ Notched his first-career interception in the Citrus Bowl vs. Penn State (1/1/19)
- ✦ Recorded four total tackles in the 2019 Reese's Senior Bowl following his senior campaign

2017 (Kentucky):

- ✦ Notched 41 total tackles, three tackles for loss, 1.0 sack, five passes defended and two blocked kicks after appearing in all 13 games in his first season at Kentucky
- ✦ Recorded six total tackles and blocked a field goal vs. Missouri (10/7)
- ✦ Tallied three total tackles and his first-career sack vs. Tennessee (10/28)
- ✦ Finished with five total tackles, one tackle for loss and one pass defended vs. Ole Miss in his first career start (11/4)
- ✦ Registered a career-high seven total tackles vs. Louisville (11/25)

2016 (Garden City CC):

- ✦ Sat out the season to focus on academics

2015 (Garden City CC):

- ✦ Earned second-team All-Kansas Jayhawk Community College Conference after notching 35 total tackles (28 solo), five interceptions and one fumble recovery in his lone season with the Broncbusters

2014 (San Bernardino Valley CC):

- ✦ Played wide receiver and appeared on special teams as a true freshman

PERSONAL:

- ✦ Attended Gary (Ind.) West Side High School
- ✦ Recorded 66 total tackles, two interceptions, two blocked field goals and one blocked punt in high school
- ✦ Also caught 40 passes for 772 yards (19.3 avg.) and 14

VETERAN BIOS

career touchdowns
 Lettered in track & field and led Gary West Side to the 2014 state championship with individual titles in the long jump and 4x100 relay

Son of Nora and Lonnie Johnson
 Graduated with a degree in community and leadership development

SINGLE-GAME HIGHS: DEFENSIVE

Total Tackles 7 at Indianapolis Colts, Oct 20, 2019 **Special Teams Tackles** 1 at Tampa Bay Buccaneers, Dec 21, 2019
Passes Defensed 2 at Kansas City Chiefs, Oct 13, 2019 ...1 more at 1.

SINGLE-GAME HIGHS - POSTSEASON: DEFENSIVE

Total Tackles 3 at Kansas City Chiefs, Jan 12, 2020 **Special Teams Tackles** 1 at Kansas City Chiefs, Jan 12, 2020

2019 GAME-BY-GAME REGULAR SEASON STATISTICS (TEXANS)

				TACKLES							INTERCEPTIONS					FUMBLES			ST					MISC					
W	DATE	OPPONENT	P/S	TK	S	A	SK	YDS	TFL	YDS	QBH	NO	YDS	LG	TD	PD	FF	FR	YDS	TK	S	A	FF	FR	S	A	W/L	SCORE	
01	09/09	at Saints	P	0	0	0	0.0	0.0	0	0	0	0	0	0	0	0	0	0	0	0	0	0	0	0	0	0	L	28-30	
02	09/15	Jaguars	S	3	3	0	0.0	0.0	0	0	0	0	0	0	0	1	0	0	0	0	0	0	0	0	0	0	W	13-12	
03	09/22	at Chargers	S	6	4	2	0.0	0.0	0	0	0	0	0	0	0	1	0	0	0	0	0	0	0	0	0	0	W	27-20	
04	09/29	Panthers	P	3	3	0	0.0	0.0	0	0	0	0	0	0	0	0	0	0	0	0	0	0	0	0	0	0	L	10-16	
05	10/06	Falcons	S	4	2	2	0.0	0.0	0	0	0	0	0	0	0	0	0	0	0	0	0	0	0	0	0	0	W	53-32	
06	10/13	at Chiefs	S	2	2	0	0.0	0.0	0	0	0	0	0	0	0	2	0	0	0	0	0	0	0	0	0	0	W	31-24	
07	10/20	at Colts	S	7	7	0	0.0	0.0	0	0	0	0	0	0	0	0	0	0	0	0	0	0	0	0	0	0	L	23-30	
08	10/27	Raiders	S	2	2	0	0.0	0.0	0	0	0	0	0	0	0	1	0	0	0	0	0	0	0	0	0	0	W	27-24	
09	11/03	at Jaguars		INACTIVE																								W	26-3
11	11/17	at Ravens	S	3	2	1	0.0	0.0	0	0	0	0	0	0	0	0	0	0	0	0	0	0	0	0	0	0	L	7-41	
12	11/21	Colts		INACTIVE																								W	20-17
13	12/01	Patriots	P	6	5	1	0.0	0.0	0	0	0	0	0	0	0	1	0	0	0	0	0	0	0	0	0	0	W	28-22	
14	12/08	Broncos	P	0	0	0	0.0	0.0	0	0	0	0	0	0	0	0	0	0	0	0	0	0	0	0	0	0	L	24-38	
15	12/15	at Titans	P	0	0	0	0.0	0.0	0	0	0	0	0	0	0	1	0	0	0	1	1	0	0	0	0	0	W	24-21	
16	12/21	at Buccaneers	P	0	0	0	0.0	0.0	0	0	0	0	0	0	0	0	0	0	0	1	1	0	0	0	0	0	W	23-20	
17	12/29	Titans	P	2	1	1	0.0	0.0	0	0	0	0	0	0	0	0	0	0	0	1	1	0	0	0	0	0	L	14-35	
2019 TOTALS			14-7	38	31	7	0.0	0.0	0	0	0	0	0	0	0	7	0	0	0	3	3	0	0	0	0	0	10-6		

2019 GAME-BY-GAME POSTSEASON STATISTICS (TEXANS)

			TACKLES										INTERCEPTIONS					FUMBLES			ST					MISC			
W	DATE	OPPONENT	P/S	TK	S	A	SK	YDS	TFL	YDS	QBH	NO	YDS	LG	TD	PD	FF	FR	YDS	TK	S	A	FF	FR	S	A	W/L	SCORE	
01	01/04	Bills	P	0	0	0	0.0	0.0	0	0	0	0	0	0	0	0	0	0	0	0	0	0	0	0	0	0	W	22-19+	
02	01/12	at Chiefs	S	3	3	0	0.0	0.0	0	0	0	0	0	0	0	0	0	0	0	1	1	0	0	0	0	0	L	31-51	
2019 TOTALS			2-1	3	3	0	0.0	0.0	0	0	0	0	0	0	0	0	0	0	0	1	1	0	0	0	0	0	1-1		

+ - Overtime



PETER KALAMBAYI

INSIDE LINEBACKER

6-3 | 254 | STANFORD

HOMETOWN: MATTHEWS, N.C. | AGE: 25

3RD NFL SEASON | 3RD WITH TEXANS | ACQUIRED: D6C-'18

2019 GP/GS (POST): 16/0 (2/0) | CAREER GP/GS (POST): 31/0 (3/0)

TEAMS: HOU '18-'20



58

TRANSACTIONS: Selected by the Houston Texans with the 40th pick of the sixth round (214th overall) in the 2018 NFL Draft.

2019 (Houston 16/0, 2/0):

- ✦ Played in all 16 games in his second season and tied for third on the team with eight special teams tackles. Also registered 10 tackles (seven solo) on defense
- ✦ Notched his first special teams tackle of the season vs. Atlanta (10/6)
- ✦ Tallied one special teams tackle in the win over Kansas City (10/13)
- ✦ Tallied one special teams tackle vs. Oakland (10/27)
- ✦ Tied his single-game career high with three total tackles (three solo) in the win over Jacksonville at Wembley Stadium in London (11/3) and added one special teams tackle
- ✦ Logged one special teams tackle vs. Indianapolis (11/21)
- ✦ Notched one special teams tackle at Tennessee (12/15)
- ✦ Tallied two solo tackles on defense and added one special teams tackle at Tampa Bay (12/21)
- ✦ Finished with a single-game career-high five total tackles (two solo) and had one special teams tackle vs. Tennessee (12/29)
- ✦ Registered his first career postseason special teams tackle in the Divisional Round at Kansas City (1/12/20)

2018 (Houston 15/0, 1/0):

- ✦ Finished with five total tackles on defense (four solo) and eight special teams tackles in 15 regular season games as a rookie
- ✦ Recorded one special teams tackle on kickoff coverage in his NFL debut when he brought down Patriots WR Cordarrelle Patterson at the 18-yard line at New England (9/9)
- ✦ Notched one special teams tackle when he downed Colts WR Zach Pascal on the 15-yard line at Indianapolis (9/30)
- ✦ Recorded one special teams tackle vs. Buffalo (10/14)
- ✦ Recorded three total tackles and a career-high two special teams tackles vs. Miami (10/25)
- ✦ Tallied two total tackles (one solo) and one special teams tackle vs. Tennessee (11/26)
- ✦ Recorded one special teams tackle vs. Cleveland (12/2)
- ✦ Registered one special teams tackle vs. Indianapolis (12/9)
- ✦ Tallied one special teams tackle in his postseason debut in

the Wild Card Round vs. Indianapolis (1/5/19)

COLLEGE:

- ✦ Played four seasons (2014-17) at Stanford (Calif.) University after redshirting the 2013 campaign
- ✦ Compiled 190 total tackles (111 solo), 18.5 sacks, 28 tackles for loss, eight pass breakups, two forced fumbles and an interception in 54 career games played
- ✦ Elected team captain by teammates for a second straight year as a senior and compiled 61 total tackles (31 solo), 7.0 tackles for loss, 4.0 sacks, one pass breakup in 14 games played
- ✦ Started all 13 games played as a team captain in his junior season and recorded 45 tackles (29 solo), 6.0 tackles for loss, 3.5 sacks, two passes defended
- ✦ Posted 52 tackles (5.5 tackles for loss), 4.5 sacks and three passes defended in 14 games played as a sophomore
- ✦ As a true freshman in 2014, logged 32 tackles (19 solo), 9.5 tackles for loss and 6.5 sacks in 13 games played

PERSONAL:

- ✦ Full name is Peter Mukeba Kalambayi
- ✦ Son of Liselle Kalambayi
- ✦ Attended Butler (N.C.) and played football under head coach Brian Hales
- ✦ 2012 PrepStar All-American and Dream Team selection
- ✦ 2012 USA Today first team All-American
- ✦ Selected to 2013 U.S. Army All-American Bowl
- ✦ Finalist for 2012 High School Butkus Award
- ✦ Two-time AP first-team all-state
- ✦ 2012 Charlotte Observer Defensive Player of the Year
- ✦ Earned four varsity football letters
- ✦ Led team to undefeated seasons and 4AA state titles in 2009, 2011 and 2012
- ✦ 101 tackles (13 for loss), 7.0 sacks, three forced fumbles, three fumble recoveries, one pick in 2012
- ✦ Lettered in basketball and track and field
- ✦ Averaged 13 rebounds per game as a center on the basketball team
- ✦ All-conference in the 4x100m, shot put and discus
- ✦ All-state in shot put with a personal-best 53.5
- ✦ Born in Raleigh, N.C.
- ✦ Uncle, Khari Joseph, played football at Brown
- ✦ One younger sister, Andrea
- ✦ Family is from Trinidad and Tobago

VETERAN BIOS

PETER KALAMBAYI'S NFL REGULAR SEASON DEFENSIVE STATISTICS

DATE	TEAM	GP	GS	TACKLES								INTERCEPTIONS						FUMBLES			ST					MISC	
				TK	S	A	TFL	YDS	SK	YDS	QBH	NO	YDS	LG	TD	PD	FF	FR	YDS	TK	S	A	FF	FR	S	A	
2018	Texans	15	0	5	1	4	0	0	0.0	0.0	0	0	0	0	0	0	0	0	0	0	8	6	2	0	0	0	0
2019	Texans	16	0	10	7	3	0	0	0.0	0.0	0	0	0	0	0	0	0	0	0	0	8	3	5	0	0	0	0
NFL TOTALS		31	0	15	8	7	0	0	0.0	0.0	0	0	0	0	0	0	0	0	0	0	16	9	7	0	0	0	0

PETER KALAMBAYI'S NFL POSTSEASON DEFENSIVE STATISTICS

DATE	TEAM	GP	GS	TACKLES								INTERCEPTIONS						FUMBLES			ST					MISC	
				TK	S	A	TFL	YDS	SK	YDS	QBH	NO	YDS	LG	TD	PD	FF	FR	YDS	TK	S	A	FF	FR	S	A	
2018	Texans	1	0	0	0	0	0	0	0.0	0.0	0	0	0	0	0	0	0	0	0	0	1	1	0	0	0	0	0
2019	Texans	2	0	0	0	0	0	0	0	0.0	0.0	0	0	0	0	0	0	0	0	0	1	1	0	0	0	0	0
NFL TOTALS		3	0	0	0	0	0	0	0	0.0	0.0	0	0	0	0	0	0	0	0	0	2	2	0	0	0	0	0

SINGLE-GAME HIGHS: DEFENSIVE

Total Tackles 5 vs. Tennessee Titans, Dec 29, 2019

Special Teams Tackles

2 vs. Miami Dolphins, Oct 25, 2018

SINGLE-GAME HIGHS - POSTSEASON: DEFENSIVE

Special Teams Tackles

1 at Kansas City Chiefs, Jan 12, 2020

...1 more at 1.

2019 GAME-BY-GAME REGULAR SEASON STATISTICS (TEXANS)

				TACKLES								INTERCEPTIONS					FUMBLES			ST					MISC				
W	DATE	OPPONENT	P/S	TK	S	A	SK	YDS	TFL	YDS	QBH	NO	YDS	LG	TD	PD	FF	FR	YDS	TK	S	A	FF	FR	S	A	W/L	SCORE	
01	09/09	at Saints	P	0	0	0	0.0	0.0	0	0	0	0	0	0	0	0	0	0	0	0	0	0	0	0	0	0	L	28-30	
02	09/15	Jaguars	P	0	0	0	0.0	0.0	0	0	0	0	0	0	0	0	0	0	0	0	0	0	0	0	0	0	W	13-12	
03	09/22	at Chargers	P	0	0	0	0.0	0.0	0	0	0	0	0	0	0	0	0	0	0	0	0	0	0	0	0	0	W	27-20	
04	09/29	Panthers	P	0	0	0	0.0	0.0	0	0	0	0	0	0	0	0	0	0	0	0	0	0	0	0	0	0	L	10-16	
05	10/06	Falcons	P	0	0	0	0.0	0.0	0	0	0	0	0	0	0	0	0	0	0	0	1	1	0	0	0	0	0	W	53-32
06	10/13	at Chiefs	P	0	0	0	0.0	0.0	0	0	0	0	0	0	0	0	0	0	0	0	1	0	1	0	0	0	0	W	31-24
07	10/20	at Colts	P	0	0	0	0.0	0.0	0	0	0	0	0	0	0	0	0	0	0	0	0	0	0	0	0	0	0	L	23-30
08	10/27	Raiders	P	0	0	0	0.0	0.0	0	0	0	0	0	0	0	0	0	0	0	0	1	0	1	0	0	0	0	W	27-24
09	11/03	at Jaguars	P	3	3	0	0.0	0.0	0	0	0	0	0	0	0	0	0	0	0	0	1	1	0	0	0	0	0	W	26-3
11	11/17	at Ravens	P	0	0	0	0.0	0.0	0	0	0	0	0	0	0	0	0	0	0	0	0	0	0	0	0	0	0	L	7-41
12	11/21	Colts	P	0	0	0	0.0	0.0	0	0	0	0	0	0	0	0	0	0	0	0	1	1	0	0	0	0	0	W	20-17
13	12/01	Patriots	P	0	0	0	0.0	0.0	0	0	0	0	0	0	0	0	0	0	0	0	0	0	0	0	0	0	0	W	28-22
14	12/08	Broncos	P	0	0	0	0.0	0.0	0	0	0	0	0	0	0	0	0	0	0	0	0	0	0	0	0	0	0	L	24-38
15	12/15	at Titans	P	0	0	0	0.0	0.0	0	0	0	0	0	0	0	0	0	0	0	0	1	0	1	0	0	0	0	W	24-21
16	12/21	at Buccaneers	P	2	2	0	0.0	0.0	0	0	0	0	0	0	0	0	0	0	0	0	1	0	1	0	0	0	0	W	23-20
17	12/29	Titans	P	5	2	3	0.0	0.0	0	0	0	0	0	0	0	0	0	0	0	0	1	0	1	0	0	0	0	L	14-35
2019 TOTALS			16-0	10	7	3	0.0	0.0	0	0	0	0	0	0	0	0	0	0	0	0	8	3	5	0	0	0	0	10-6	

2019 GAME-BY-GAME POSTSEASON STATISTICS (TEXANS)

				TACKLES							INTERCEPTIONS					FUMBLES			ST					MISC				
W	DATE	OPPONENT	P/S	TK	S	A	SK	YDS	TFL	YDS	QBH	NO	YDS	LG	TD	PD	FF	FR	YDS	TK	S	A	FF	FR	S	A	W/L	SCORE
01	01/04	Bills	P	0	0	0	0.0	0.0	0	0	0	0	0	0	0	0	0	0	0	0	0	0	0	0	0	0	W	22-19+
02	01/12	at Chiefs	P	0	0	0	0.0	0.0	0	0	0	0	0	0	0	0	0	0	0	1	1	0	0	0	0	0	L	31-51
2019 TOTALS			2-0	0	0	0	0.0	0.0	0	0	0	0	0	0	0	0	0	0	0	1	1	0	0	0	0	0	1-1	

+ - Overtime



SENI0 KELEMETE

GUARD

6-3 | 301 | WASHINGTON

HOMETOWN: SEATTLE, WASH. | AGE: 30

8TH NFL SEASON | 3RD WITH TEXANS | ACQUIRED: UFA-'18 (NO)

2019 GP/GS: 1/1 | CAREER GP/GS (POST): 74/37 (3/1)

TEAMS: ARI '12; NO '14-17; HOU '18-20



64

TRANSACTIONS: Selected by the Arizona Cardinals with the 16th pick in the fifth round (151st overall) of the 2012 NFL Draft...Waived by the Cardinals on Aug. 30, 2013...Signed to the New Orleans Saints practice squad on Sept. 2, 2013...Released from the Saints practice squad on Sept. 24, 2013...Signed to the Saints practice squad on Sept. 26, 2013...Signed by the Saints on Jan. 14, 2014...Re-signed with the Saints on March 10, 2016...Signed by the Houston Texans as an unrestricted free agent on March 15, 2018.

2019 (Houston 1/1, 0/0):

- Started in one game before being placed on the Reserve/Injured list on Sept. 25, 2019
- Started at left guard in the season opener at New Orleans (9/9), paving the way for 180 rushing yards, the second-most in a season opener in franchise history

2018 (Houston 15/14, 1/1):

- Started 15 games at left guard in his first season with the Texans
- Started at left guard in his Texans debut at New England (9/9) and helped post the second-highest team rushing total (167) in a season opener in franchise history
- Started at left guard and helped record a second-consecutive game with more than 140 team rushing yards at Tennessee (9/16)
- Started at left guard and helped the Texans post 466 yards of total offense at Indianapolis (9/30)
- Started at left guard and helped the Texans offense record 462 yards of total offense vs. Dallas (10/7)
- Started at left guard and recorded his first career fumble recovery vs. Buffalo (10/14)
- Helped the Texans rush for 141 yards and started at left guard at Jacksonville (10/21)
- Started at left guard and helped rush for a season-high 188 yards vs. Miami (10/25)
- Started at left guard and helped the Texans rush for 139 yards at Washington (11/18)
- Led the way for a franchise-record 281 yards rushing vs. Tennessee (11/26)
- Started at left guard in the Wild Card Round vs. Indianapolis (1/5/19)

2017 (New Orleans 16/8, 2/1):

- Appeared in all 16 games, starting at three different spots on the offensive line
- Was part of an offensive unit that ranked second in the

NFL in yards per game, fifth in rushing yards per game and fifth in passing yards per game

- Started at left guard vs. New England (9/17) in Week 2
- Started at right tackle at Carolina (9/24) in Week 3
- Started at right guard vs. Chicago (10/29) in Week 8 and vs. Tampa Bay (11/5) in Week 9
- Played 47 snaps at guard vs. Carolina in the NFC Wild Card Playoff (1/7/18)
- Started at left guard at Minnesota in the NFC Divisional Playoff (1/14/18), playing every offensive snap

2016 (New Orleans 15/9):

- Played in 15 games, starting nine at left guard and left tackle to help pave the way for the NFL's top-ranked offense
- Played at right guard and also on special teams, blocking for an offense that gained 507 total net yards in the season opener vs. Oakland (9/11) in Week 1
- Started at left guard and blocked for an offense that gained 523 total net yards vs. Carolina (10/16) in Week 6
- Started at left guard, blocking for an offense that gained 463 total net yards at Kansas City (10/23) in Week 7

2015 (New Orleans 16/5):

- Appeared in all 16 games (five starts) for the first time in his career
- Made first career start at Carolina (9/27) in Week 3, filling in for Jahri Evans
- Made second consecutive start at right guard vs. Dallas (10/4) and blocked for an offense that gained 438 total net yards
- Started at left guard vs. Atlanta (10/15) in Week 6, blocking for an offense that gained 385 total net yards
- Did not surrender a sack in his first career NFL start at left tackle at Atlanta (1/3/16) and was part of an offensive line that gained 323 net yards passing

2014 (New Orleans 10/0):

- Appeared in 10 games, contributing primarily on special teams

2013 (New Orleans 0/0):

- Spent the majority of the season as a member of the Saints practice squad

2012 (Arizona 1/0):

VETERAN BIOS

- ✦ Inactive Weeks 1-15
- ✦ Made NFL debut as a reserve at right guard at San Francisco (12/30) in Week 17. Recorded first career reception off a deflected pass and gained 10 yards in the second quarter

COLLEGE:

- ✦ Played four seasons (2008-11) at the University of Washington in Seattle
- ✦ Saw action in 46 games and made 41 starts in his career with the Huskies
- ✦ Elected team captain as a junior and senior
- ✦ Started 26 consecutive games at left tackle from 2010-11
- ✦ Named second-team All-Pac 12 as a senior
- ✦ Started 11 of 12 games at right guard as a sophomore in 2009
- ✦ Appeared in eight games (four starts) as a defensive tackle

as a freshman

- ✦ Was only one of nine true freshmen to start a game for the Huskies in 2008

PERSONAL:

- ✦ Led Evergreen High School to a 9-2 record as a senior in 2007
- ✦ Honored as the Seamount League's Lineman of the Year on both offense and defense as a senior
- ✦ Named to the 3A all-state first team by the Associated Press and to the *Seattle Times* All-State team
- ✦ Was also a wrestler and discus thrower at Evergreen High School
- ✦ Won the Seamount League discus title in 2007
- ✦ Participated in the state wrestling tournament as a junior in 2006

SENIOR KELEMETE'S NFL REGULAR SEASON STATISTICS

DATE	TEAM	GP	GS
2012	Cardinals	1	0
2014	Saints	10	0
2015	Saints	16	5
2016	Saints	15	9
2017	Saints	16	8
2018	Texans	15	14
2019	Texans	1	1
NFL TOTALS		74	37

SENIOR KELEMETE'S NFL POSTSEASON STATISTICS

DATE	TEAM	GP	GS
2017	Saints	2	0
2018	Texans	1	1
2019	Texans	0	0
NFL TOTALS		3	1

VETERAN BIOS

2019 GAME-BY-GAME REGULAR SEASON STATISTICS (TEXANS)

W	DATE	OPPONENT	P/S		W/L	SCORE
01	09/09	at Saints	S		L	28-30
02	09/15	Jaguars		INACTIVE	W	13-12
03	09/22	at Chargers		INACTIVE	W	27-20
04	09/29	Panthers		RESERVE/INJURED	L	10-16
05	10/06	Falcons		RESERVE/INJURED	W	53-32
06	10/13	at Chiefs		RESERVE/INJURED	W	31-24
07	10/20	at Colts		RESERVE/INJURED	L	23-30
08	10/27	Raiders		RESERVE/INJURED	W	27-24
09	11/03	at Jaguars		RESERVE/INJURED	W	26-3
11	11/17	at Ravens		RESERVE/INJURED	L	7-41
12	11/21	Colts		RESERVE/INJURED	W	20-17
13	12/01	Patriots		RESERVE/INJURED	W	28-22
14	12/08	Broncos		RESERVE/INJURED	L	24-38
15	12/15	at Titans		RESERVE/INJURED	W	24-21
16	12/21	at Buccaneers		RESERVE/INJURED	W	23-20
17	12/29	Titans		RESERVE/INJURED	L	14-35
2019 TOTALS			1-1		10-6	

2019 GAME-BY-GAME POSTSEASON STATISTICS (TEXANS)

W	DATE	OPPONENT	P/S		W/L	SCORE
01	01/04	Bills		RESERVE/INJURED	W	22-19+
02	01/12	at Chiefs		RESERVE/INJURED	L	31-51
2019 TOTALS			0-0		1-1	

+ - Overtime



RICK LEONARD

TACKLE

6-7 | 311 | FLORIDA STATE

HOMETOWN: MIDDLETOWN, MD. | AGE: 23

1ST NFL SEASON | 1ST WITH TEXANS | ACQUIRED: FA-'18

CAREER GP/GS: 0/0

TEAMS: ARI '18; LAR '18; NO '18; HOU '19-20



72

TRANSACTIONS: Selected by the New Orleans Saints with the 27th pick in the fourth round (127th overall) of the 2018 NFL Draft...Waived by the Saints on Sept. 1, 2018...Signed to the Saints practice squad on Sept. 2, 2018...Released from the Saints practice squad on Oct. 2, 2018...Signed to the Los Angeles Rams practice squad on Oct. 9, 2018...Released from the Rams practice squad on Nov. 6, 2018...Signed to the Arizona Cardinals practice squad on Nov. 14, 2018...Released from the Cardinals practice squad on Dec. 4, 2018...Signed by the Houston Texans on Jan. 8, 2019...Waived by the Texans on Aug. 31, 2019...Signed to the Texans practice squad on Sept. 2, 2019...Signed by the Texans on Jan. 13, 2020.

2019 (Houston 0/0, 0/0):

- Spent the offseason and preseason with the Texans
- Spent the entire 2019 season as a member of the Texans practice squad

2018 (New Orleans 0/0; L.A. Rams 0/0; Arizona 0/0):

- Spent the offseason and preseason with the Saints
- Served as a member of the Saints practice squad from Weeks 1-4
- Spent Weeks 6-9 on the Rams practice squad
- Appeared on the Cardinals practice squad from Weeks 11-13

COLLEGE:

- Played four seasons (2014-17) at Florida State University in Tallahassee, Fla., where he started at right tackle for

two seasons after transitioning from defensive end

- Started 19-of-37 career games for the Seminoles, including all 13 games at right tackle as a senior in 2017, helping freshman RB Cam Akers record the most rushing yards (1,024) in a single season in program history
- Appeared in seven games with six starts at right tackle as a junior in 2016 after transitioning to tackle from defensive end prior to his junior campaign
- Played all 13 games along the defensive line as a sophomore and notched a career-high five total tackles and 2.5 tackles for loss
- Saw action in four contests as a reserve defensive lineman and notched one total tackle as a true freshman

PERSONAL:

- Attended Middletown (Md.) High School
- Led Middletown to three consecutive Class 2A state championships
- Earned Defensive Player of the Year in Maryland High School and was named consensus first-team all-state by the Maryland sportswriters following his senior season in 2013
- Notched 30 solo tackles, 14.0 sacks and 24 tackles for loss as a senior
- Tallied 67 total tackles, 12.0 sacks and 18.5 tackles for loss in 2012
- Also lettered in lacrosse
- Majored in criminology at Florida State

RICK LEONARD'S NFL REGULAR SEASON STATISTICS

DATE	TEAM	GP	GS
2018	Saints	0	0
2018	Rams	0	0
2018	Cardinals	0	0
2018	TOTAL	0	0
2019	Texans	0	0
NFL TOTALS		0	0

RICK LEONARD'S NFL POSTSEASON STATISTICS

DATE	TEAM	GP	GS
2019	Texans	0	0
NFL TOTALS		0	0

VETERAN BIOS


2019 GAME-BY-GAME REGULAR SEASON STATISTICS (TEXANS)

W	DATE	OPPONENT	P/S		W/L	SCORE
01	09/09	at Saints		PRACTICE SQUAD	L	28-30
02	09/15	Jaguars		PRACTICE SQUAD	W	13-12
03	09/22	at Chargers		PRACTICE SQUAD	W	27-20
04	09/29	Panthers		PRACTICE SQUAD	L	10-16
05	10/06	Falcons		PRACTICE SQUAD	W	53-32
06	10/13	at Chiefs		PRACTICE SQUAD	W	31-24
07	10/20	at Colts		PRACTICE SQUAD	L	23-30
08	10/27	Raiders		PRACTICE SQUAD	W	27-24
09	11/03	at Jaguars		PRACTICE SQUAD	W	26-3
11	11/17	at Ravens		PRACTICE SQUAD	L	7-41
12	11/21	Colts		PRACTICE SQUAD	W	20-17
13	12/01	Patriots		PRACTICE SQUAD	W	28-22
14	12/08	Broncos		PRACTICE SQUAD	L	24-38
15	12/15	at Titans		PRACTICE SQUAD	W	24-21
16	12/21	at Buccaneers		PRACTICE SQUAD	W	23-20
17	12/29	Titans		PRACTICE SQUAD	L	14-35
2019 TOTALS			0-0		10-6	

2019 GAME-BY-GAME POSTSEASON STATISTICS (TEXANS)

W	DATE	OPPONENT	P/S		W/L	SCORE
01	01/04	Bills		PRACTICE SQUAD	W	22-19+
02	01/12	at Chiefs		PRACTICE SQUAD	L	31-51
2019 TOTALS			0-0		1-1	

+ - Overtime



SHALOM LUANI

SAFETY

6-0 | 202 | WASHINGTON STATE

HOMETOWN: PAGO PAGO, AMERICAN SAMOA | AGE: 25

3RD NFL SEASON | 1ST WITH TEXANS | ACQUIRED: FA-'19

2019 GP/GS: 3/0 | CAREER GP/GS (POST): 31/1 (1/0)

TEAMS: OAK '17-'18; SEA '18-'19; HOU '19-'20; LAC '19



42

TRANSACTIONS: Selected by the Oakland Raiders in the seventh round (221st overall) of the 2017 NFL Draft...Traded to the Seattle Seahawks on Sept. 1, 2018...Waived by the Seahawks on Sept. 11, 2019...Signed to the Seahawks practice squad on Sept. 13, 2019...Signed to the Seahawks active roster on Sept. 17, 2019...Resigned by the Seahawks on April 15, 2019...Waived by the Seahawks on Aug. 31, 2019...Signed to the Los Angeles Chargers practice squad on Nov. 2, 2019...Released from the Chargers practice squad on Nov. 30, 2019...Signed to the Houston Texans practice squad on Dec. 4, 2019...Signed by the Texans on Jan. 13, 2020.

2019 (L.A. Chargers 3/0; Houston 0/0, 0/0):

- Spent the preseason with the Seahawks before being released during roster cutdowns
- Signed to the Chargers practice squad prior to Week 6 before being promoted to the active roster in Week 9
- Spent Weeks 14-17 on the Texans practice squad

2018 (Seattle 12/0, 1/0):

- Spent the preseason with the Raiders before being traded to the Seahawks prior to Week 1
- Played in 12 regular season games with the Seahawks and recorded two total tackles (one solo) and one quarterback hit on defense and six tackles on special teams

2017 (Oakland 16/1):

- Played in all 16 games (one start) with the Raiders and notched a career-high 16 total tackles (12 solo), one tackle for loss, two passes defended and added two special teams tackles
- Notched his first NFL start at Buffalo (10/29) and logged the first tackles of his NFL career, finishing third on the team with a single-game career-high seven total tackles (six solo) and his first career pass defended

COLLEGE:

- Played two seasons (2015-16) at Washington State University in Pullman, Wash., after transferring from City College of San Francisco following his sophomore year
- Played in 25 games with the Cougars (25 starts) and totaled 158 tackles (115 solo), 11.5 tackles for loss, 2.0 sacks, eight interceptions, 20 passes defended, three forced fumbles and one fumble recovery
- Named All-Pac-12 Conference First Team as a senior

PERSONAL:

- Attended Faga'itua (American Samoa) High School
- Also played soccer for American Samoa and scored two goals in the territory's first FIFA-sanctioned win against Tonga in 2011, making him the territory's joint top goal scorer of all time with fellow forward Ramin Ott and helping American Samoa to its first ever win in international play in 17 years

SHALOM LUANI'S NFL REGULAR SEASON DEFENSIVE STATISTICS

				TACKLES								INTERCEPTIONS						FUMBLES			ST						MISC	
DATE	TEAM	GP	GS	TK	S	A	TFL	YDS	SK	YDS	QBH	NO	YDS	LG	TD	PD	FF	FR	YDS	TK	S	A	FF	FR	S	A		
2017	Raiders	16	1	16	12	4	1	2	0.0	0.0	0	0	0	0	0	2	0	0	0	2	2	0	0	0	0	0	0	
2018	Seahawks	12	0	2	1	1	0	0	0.0	0.0	1	0	0	0	0	0	0	0	0	7	6	1	0	0	0	0	0	
2018	Raiders	0	0	0	0	0	0	0	0.0	0.0	0	0	0	0	0	0	0	0	0	0	0	0	0	0	0	0	0	
2018	TOTAL	12	0	2	1	1	0	0	0.0	0.0	1	0	0	0	0	0	0	0	0	7	6	1	0	0	0	0	0	
2019	Seahawks	0	0	0	0	0	0	0	0.0	0.0	0	0	0	0	0	0	0	0	0	0	0	0	0	0	0	0	0	
2019	Chargers	3	0	0	0	0	0	0	0.0	0.0	0	0	0	0	0	0	0	0	0	1	0	1	0	0	0	0	0	
2019	Texans	0	0	0	0	0	0	0	0.0	0.0	0	0	0	0	0	0	0	0	0	0	0	0	0	0	0	0	0	
2019	TOTAL	3	0	0	0	0	0	0	0.0	0.0	0	0	0	0	0	0	0	0	0	1	0	1	0	0	0	0	0	
NFL TOTALS		31	1	18	13	5	1	2	0.0	0.0	1	0	0	0	0	2	0	0	0	10	8	2	0	0	0	0	0	

VETERAN BIOS

SHALOM LUANI'S NFL POSTSEASON DEFENSIVE STATISTICS

DATE	TEAM	GP	GS	TACKLES								INTERCEPTIONS						FUMBLES			ST						MISC			
				TK	S	A	TFL	YDS	SK	YDS	QBH	NO	YDS	LG	TD	PD	FF	FR	YDS	TK	S	A	FF	FR	S	A				
2018	Seahawks	1	0	0	0	0	0	0	0	0.0	0.0	0	0	0	0	0	0	0	0	0	0	0	1	1	0	0	0	0	0	0
2019	Texans	0	0	0	0	0	0	0	0	0.0	0.0	0	0	0	0	0	0	0	0	0	0	0	0	0	0	0	0	0	0	0
NFL TOTALS		1	0	0	0	0	0	0	0	0.0	0.0	0	0	0	0	0	0	0	0	0	0	0	1	1	0	0	0	0	0	0

SINGLE-GAME HIGHS: DEFENSIVE

Total Tackles	7 at Buffalo Bills, Oct 29, 2017	Tackles For Loss	1 vs. New England Patriots, Nov 19, 2017
Passes Defensed	1 at Los Angeles Chargers, Dec 31, 2017 ...1 more at 1.	Special Teams Tackles	2 vs. Los Angeles Chargers, Nov 04, 2018 ...1 more at 2.

SINGLE-GAME HIGHS - POSTSEASON: DEFENSIVE

Special Teams Tackles	1 at Dallas Cowboys, Jan 05, 2019
------------------------------	-----------------------------------

2019 GAME-BY-GAME REGULAR SEASON STATISTICS (SEAHAWKS/CHARGERS/TEXANS)

				TACKLES								INTERCEPTIONS					FUMBLES			ST				MISC							
W	DATE	OPPONENT	P/S	TK	S	A	SK	YDS	TFL	YDS	QBH	NO	YDS	LG	TD	PD	FF	FR	YDS	TK	S	A	FF	FR	S	A	W/L	SCORE			
01	09/08	Bengals													NOT ON ROSTER											W	21-20				
02	09/15	at Steelers													NOT ON ROSTER											W	28-26				
03	09/22	Saints													NOT ON ROSTER											L	27-33				
04	09/29	at Cardinals													NOT ON ROSTER											W	27-10				
05	10/03	Rams													NOT ON ROSTER											W	30-29				
06	10/13	at Browns													NOT ON ROSTER											W	32-28				
07	10/20	Ravens													NOT ON ROSTER											L	16-30				
08	10/27	at Falcons													NOT ON ROSTER											W	27-20				
Went from Seahawks to Chargers .																															
09	11/03	Packers	P	0	0	0	0.0	0.0	0	0	0	0	0	0	0	0	0	0	0	0	0	0	0	0	0	0	W	26-11			
10	11/07	at Raiders	P	0	0	0	0.0	0.0	0	0	0	0	0	0	0	0	0	0	0	0	1	0	1	0	0	0	L	24-26			
11	11/18	Chiefs	P	0	0	0	0.0	0.0	0	0	0	0	0	0	0	0	0	0	0	0	0	0	0	0	0	L	17-24				
13	12/01	at Broncos													DID NOT PLAY											L	20-23				
Went from Chargers to Texans .																															
14	12/08	Broncos													PRACTICE SQUAD											L	24-38				
15	12/15	at Titans													PRACTICE SQUAD											W	24-21				
16	12/21	at Buccaneers													PRACTICE SQUAD											W	23-20				
17	12/29	Titans													PRACTICE SQUAD											L	14-35				
2019 TOTALS			3-0	0	0	0	0.0	0.0	0	0	0	0	0	0	0	0	0	0	0	0	1	0	1	0	0	0	9-7				

2019 GAME-BY-GAME POSTSEASON STATISTICS (TEXANS)

				TACKLES								INTERCEPTIONS					FUMBLES			ST						MISC			
W	DATE	OPPONENT	P/S	TK	S	A	SK	YDS	TFL	YDS	QBH	NO	YDS	LG	TD	PD	FF	FR	YDS	TK	S	A	FF	FR	S	A	W/L	SCORE	
01	01/04	Bills		PRACTICE SQUAD																		W	22-19+						
02	01/12	at Chiefs		PRACTICE SQUAD																		L	31-51						
2019 TOTALS				0	0	0	0.0	0.0	0	0	0	0	0	0	0	0	0	0	0	0	0	0	0	0	0	0	1-1		

+ - Overtime



GREG MANCZ

CENTER/GUARD

6-4 | 302 | TOLEDO

HOMETOWN: CINCINNATI, OHIO | AGE: 28

6TH NFL SEASON | 6TH WITH TEXANS | ACQUIRED: CFA-'15

2019 GP/GS (POST): 9/1 (2/0) | CAREER GP/GS (POST): 54/28 (5/2)

TEAMS: HOU '15-20



65

TRANSACTIONS: Signed by the Houston Texans as a college free agent on May 8, 2015...Re-signed with the Texans on March 14, 2018...Signed a contract extension with the Texans on Aug. 30, 2018.

2019 (Houston 9/1, 2/0):

- ✦ Played in nine regular season games (one start) primarily on special teams and as a reserve offensive lineman
- ✦ Appeared in both postseason contests
- ✦ Made his first start of the season at right guard and played in 100 percent of the offensive snaps vs. Carolina (9/29)
- ✦ Rotated in at right guard at Tampa Bay (12/21) and contributed on special teams
- ✦ Contributed on special teams and served as a reserve center vs. Tennessee (12/29)
- ✦ Saw action on offense and special teams in the win over Buffalo in the Wild Card Round (1/4/20)
- ✦ Contributed on special teams in the Divisional Round at Kansas City (1/12/20)

2018 (Houston 16/4, 1/0):

- ✦ Appeared in all 16 games (four starts) for the second time in his career
- ✦ Contributed as a reserve offensive lineman and appeared on special teams at New England (9/9)
- ✦ Started at left guard vs. the N.Y. Giants (9/23)
- ✦ Contributed on offense and special teams and helped the Texans post 466 yards of total offense at Indianapolis (9/30)
- ✦ Started at right guard and helped the Texans rush for 141 yards at Jacksonville (10/21)
- ✦ Helped the Texans record a season-high 188 yards rushing vs. Miami (10/25)
- ✦ Contributed on special teams and offense as a reserve offensive lineman at Denver (11/4)
- ✦ Appeared as a reserve offensive lineman and helped rush for 139 yards at Washington (11/18)
- ✦ Served as a reserve offensive lineman and contributed on special teams vs. Cleveland (12/2)
- ✦ Contributed on special teams in the Wild Card Round vs. Indianapolis (1/5/19)

2017 (Houston 10/7):

- ✦ Appeared in 10 games with five starts at guard and two at center

- ✦ Played at guard in the season opener vs. Jacksonville (9/10)
- ✦ Started at right guard at Cincinnati and led a Texans ground attack that put together a 168-yard rushing performance (9/14)
- ✦ Paved the way for a 125-yard rushing performance with a 300-yard passer at New England (9/24)
- ✦ Played on offense and special teams, helping lead the offense to 500-plus yards of total offense and 38 points at Seattle (10/29)
- ✦ Started at right guard and helped pave the way for 384 yards of total offense at Tennessee (12/3)
- ✦ Started his second consecutive game at right guard vs. San Francisco (12/10)
- ✦ Made his first start at center of the season and led the way for a season-best 176 rushing yards vs. Pittsburgh (12/25)

2016 (Houston 16/16, 2/2):

- ✦ Started at center in all 16 regular season games and both postseason contests, making him the only Texans lineman to start every game of the year
- ✦ Made his first career start in the season opener and helped pave the way for RB Lamar Miller's 106-yard rushing performance vs. Chicago (9/11)
- ✦ Helped block for 100-yard rushing performances by RB Lamar Miller vs. Chicago (9/11) in Week 1, vs. Indianapolis (10/16) in Week 6 and at Oakland (11/21) in Week 11
- ✦ Contributed to a Texans ground attack that put together a season-high 181 rushing yards at Jacksonville (11/13) in Week 10
- ✦ Helped RB Lamar Miller rush for 107 yards and a touchdown at Indianapolis (12/11) in Week 14

2015 (Houston 3/0, 0/0):

- ✦ Played in three regular season games in his rookie season
- ✦ Made his NFL debut in the season opener vs. Kansas City (9/13)
- ✦ Came in to play left guard at Carolina (9/20)
- ✦ Played in his final game of the season in Week 3 vs. Tampa Bay (9/27)
- ✦ Inactive in Weeks 4-8
- ✦ Placed on the Reserve/Injured list on Nov. 3

COLLEGE:

- ✦ Played four seasons (2011-14) at the University of Toledo (Ohio)

VETERAN BIOS

- ✦ Named second-team All-America by the Football Writers Association of America (FWAA)
- ✦ Only player from Mid-American Conference to make the FWAA All-American team
- ✦ First Rocket to earn All-American honors since Eric Page was named honorable mention by Sports Illustrated in 2011
- ✦ First Toledo offensive lineman to make either first- or second-team All-America on one of the five major All-America teams since Dan Bukovich made the Associated Press first-team in 1938
- ✦ Won the Vern Smith Leadership Award, given annually to the best player in the Mid-American Conference
- ✦ First offensive lineman to win the award in its 33-year history
- ✦ First-team All-MAC selection and leader of offensive line that powered Rocket offense that led the MAC in scoring, total offense and rushing offense in 2014
- ✦ Maintained a string of 47 consecutive starts

- ✦ One of 12 finalists nationally for the Wuerffel Trophy (community service)
- ✦ Also a candidate for the Rimington Trophy (center), Rotary Lombardo Award (lineman), Campbell Trophy (academics) and All State Good Works Award (community service)

PERSONAL:

- ✦ Parents are Mary Beth Fehring and the late Brian Mancz
- ✦ Toledo Student-Athlete Advisory Council (SAAC) president in 2013-14
- ✦ Member of the Toledo Football Team Leadership Council that organized volunteer community service activities and the Toledo Football Leadership Board that made all team decisions on discipline and practice adjustments
- ✦ Vice President for Athletes in Action at Toledo from 2013-14
- ✦ Served on the board for Fellowship of Christian Athletes from 2013-14
- ✦ Graduated with a degree in finance

GREG MANCZ'S NFL REGULAR SEASON STATISTICS

DATE	TEAM	GP	GS
2015	Texans	3	0
2016	Texans	16	16
2017	Texans	10	7
2018	Texans	16	4
2019	Texans	9	1
NFL TOTALS		54	28

GREG MANCZ'S NFL POSTSEASON STATISTICS

DATE	TEAM	GP	GS
2016	Texans	2	2
2018	Texans	1	0
2019	Texans	2	0
NFL TOTALS		5	2

VETERAN BIOS

2019 GAME-BY-GAME REGULAR SEASON STATISTICS (TEXANS)

W	DATE	OPPONENT	P/S		W/L	SCORE
01	09/09	at Saints		INACTIVE	L	28-30
02	09/15	Jaguars		INACTIVE	W	13-12
03	09/22	at Chargers	P		W	27-20
04	09/29	Panthers	S		L	10-16
05	10/06	Falcons		INACTIVE	W	53-32
06	10/13	at Chiefs		INACTIVE	W	31-24
07	10/20	at Colts		INACTIVE	L	23-30
08	10/27	Raiders		INACTIVE	W	27-24
09	11/03	at Jaguars		INACTIVE	W	26-3
11	11/17	at Ravens	P		L	7-41
12	11/21	Colts	P		W	20-17
13	12/01	Patriots	P		W	28-22
14	12/08	Broncos	P		L	24-38
15	12/15	at Titans	P		W	24-21
16	12/21	at Buccaneers	P		W	23-20
17	12/29	Titans	P		L	14-35
2019 TOTALS			9-1		10-6	

2019 GAME-BY-GAME POSTSEASON STATISTICS (TEXANS)

W	DATE	OPPONENT	P/S		W/L	SCORE
01	01/04	Bills	P		W	22-19+
02	01/12	at Chiefs	P		L	31-51
2019 TOTALS			2-0		1-1	

+ - Overtime



JACOB MARTIN

OUTSIDE LINEBACKER

6-2 | 242 | TEMPLE

HOMETOWN: KATY, TEXAS | AGE: 24

3RD NFL SEASON | 2ND WITH TEXANS | ACQUIRED: T-'19 (SEA)

2019 GP/GS (POST): 14/0 (2/0) | CAREER GP/GS (POST): 30/0 (3/0)

TEAMS: SEA '18; HOU '19-20



54

TRANSACTIONS: Selected by the Seattle Seahawks in the sixth round (186th overall) of the 2018 NFL Draft...Traded to the Houston Texans on Aug. 31, 2019.

2019 (Houston 14/0, 2/0):

- ✦ Played in 14 regular season games in his first season with the Texans after being acquired from the Seahawks prior to Week 1
- ✦ Finished with 11 total tackles (six solo), three tackles for loss, 3.5 sacks, seven quarterback hits and one forced fumble
- ✦ Appeared in both postseason contests and tallied two solo tackles, two tackles for loss, 1.0 sack, two quarterback hits and a fumble recovery
- ✦ Made his Texans debut in the season opener at New Orleans (9/9) and recorded one tackle and one quarterback hit
- ✦ Posted one total tackle (one solo) in the win over Jacksonville in London (11/3) and forced a fumble by Jaguars QB Gardner Minshew II in the fourth quarter for his first forced fumble of the season
- ✦ Notched his first sack as a member of the Texans vs. Indianapolis (11/21), bringing down Colts QB Jacoby Brissett on third down for a loss of eight yards
- ✦ Recorded three total tackles (one solo), 1.5 sacks, three quarterback hits and one tackle for loss vs. New England (12/1), setting single-game career highs in total tackles and quarterback hits while tying his career high in tackles for loss. Recorded a sack in consecutive games for the first time in his NFL career (2018-19)
- ✦ Recorded one total tackle (one solo), 1.0 sack, one tackle for loss and one quarterback hit vs. Denver (12/8), notching a sack in three consecutive games for the first time in his NFL career
- ✦ Logged one solo tackle, 1.0 sack for 19 yards, one fumble recovery, one tackle for loss and two quarterback hits in the win over Buffalo in the Wild Card Round (1/4/20). Became the first player in Texans history to record a sack and fumble recovery in the same playoff game
- ✦ Posted one solo tackle and one tackle for loss in the Divisional Round at Kansas City (1/12/20)

2018 (Seattle 16/0, 1/0):

- ✦ Played in all 16 games for the Seahawks as a reserve linebacker and finished his rookie season with six tackles (five solo), two tackles for loss, 3.0 sacks, eight quarterback hits, two forced fumbles and a fumble recovery. Added four tackles on special teams
- ✦ His 3.0 sacks on the season tied for third on the team and his eight quarterback hits tied for fourth
- ✦ Saw action in the Wild Card Round vs. Dallas (1/5/19) and recorded three tackles on defense and one tackle on special teams
- ✦ Recorded his second strip-sack of the season in the final game vs. Arizona (12/30), bringing down QB Josh Rosen and forcing a fumble that led to a Seahawks touchdown on the ensuing drive. Also added two tackles in the contest
- ✦ Posted his first-career strip-sack vs. Minnesota (12/10), bringing down QB Kirk Cousins in the fourth quarter and forcing a fumble that was recovered in the end zone by the Seahawks for a touchdown
- ✦ Notched the first sack of his career vs. Green Bay (11/15), bringing down QB Aaron Rodgers for a loss of five yards
- ✦ Recorded his first-career fumble recovery vs. Oakland (10/14), scooping up the ball lost by QB Derek Carr after a sack

COLLEGE:

- ✦ Played four seasons (2014-17) at Temple University in Philadelphia and played in 50 games (15 starts) over his career with the Owls
- ✦ Racked up 80 tackles (42 solo), 17.5 tackles for loss, 11.5 sacks, two passes defended, two forced fumbles and four fumble recoveries (one returned for a touchdown) over his collegiate career
- ✦ Selected second-team All-American Athletic Conference as a senior

PERSONAL:

- ✦ Attended Cherokee Trail (Colo.) High School, where he posted 44 tackles, eight tackles for loss and 5.5 sacks as a senior
- ✦ His brother, Josh Martin, is an eighth-year pro and currently plays for the New Orleans Saints

VETERAN BIOS

JACOB MARTIN'S NFL REGULAR SEASON DEFENSIVE STATISTICS

DATE	TEAM	GP	GS	TACKLES								INTERCEPTIONS					FUMBLES			ST					MISC	
				TK	S	A	TFL	YDS	SK	YDS	QBH	NO	YDS	LG	TD	PD	FF	FR	YDS	TK	S	A	FF	FR	S	A
2018	Seahawks	16	0	6	5	1	2	6	3.0	12.0	8	0	0	0	0	0	2	1	0	4	3	1	0	0	0	0
2019	Texans	14	0	11	6	5	3	25	3.5	27.0	7	0	0	0	0	0	1	0	0	0	0	0	0	1	0	0
NFL TOTALS		30	0	17	11	6	5	31	6.5	39.0	15	0	0	0	0	0	3	1	0	4	3	1	0	1	0	0

JACOB MARTIN'S NFL POSTSEASON DEFENSIVE STATISTICS

DATE	TEAM	GP	GS	TACKLES								INTERCEPTIONS					FUMBLES			ST					MISC	
				TK	S	A	TFL	YDS	SK	YDS	QBH	NO	YDS	LG	TD	PD	FF	FR	YDS	TK	S	A	FF	FR	S	A
2018	Seahawks	1	0	3	1	2	0	0	0.0	0.0	0	0	0	0	0	0	0	0	0	1	1	0	0	0	0	0
2019	Texans	2	0	2	2	0	2	22	1.0	19.0	2	0	0	0	0	0	0	1	0	0	0	0	0	0	0	0
NFL TOTALS		3	0	5	3	2	2	22	1.0	19.0	2	0	0	0	0	0	0	1	0	1	1	0	0	0	0	0

SINGLE-GAME HIGHS: DEFENSIVE

Total Tackles	3 vs. New England Patriots, Dec 01, 2019	Tackles For Loss	1 vs. Denver Broncos, Dec 08, 2019
Sacks	1.5 vs. New England Patriots, Dec 01, 2019		...4 more at 1.
Forced Fumbles	1 at Jacksonville Jaguars, Nov 03, 2019	Special Teams Tackles	1 at San Francisco 49ers, Dec 16, 2018
	...2 more at 1.		...3 more at 1.
Fumble Recoveries	1 at Oakland Raiders, Oct 14, 2018	Special Teams Fumble Recoveries	1 vs. Indianapolis Colts, Nov 21, 2019

SINGLE-GAME HIGHS - POSTSEASON: DEFENSIVE

Total Tackles	3 at Dallas Cowboys, Jan 05, 2019	Tackles For Loss	1 at Kansas City Chiefs, Jan 12, 2020
Sacks	1.0 vs. Buffalo Bills, Jan 04, 2020		...1 more at 1.
Fumble Recoveries	1 vs. Buffalo Bills, Jan 04, 2020	Special Teams Tackles	1 at Dallas Cowboys, Jan 05, 2019

2019 GAME-BY-GAME REGULAR SEASON STATISTICS (TEXANS)

				TACKLES								INTERCEPTIONS					FUMBLES			ST					MISC			
W	DATE	OPPONENT	P/S	TK	S	A	SK	YDS	TFL	YDS	QBH	NO	YDS	LG	TD	PD	FF	FR	YDS	TK	S	A	FF	FR	S	A	W/L	SCORE
01	09/09	at Saints	P	1	0	1	0.0	0.0	0	0	1	0	0	0	0	0	0	0	0	0	0	0	0	0	0	0	L	28-30
02	09/15	Jaguars	P	0	0	0	0.0	0.0	0	0	0	0	0	0	0	0	0	0	0	0	0	0	0	0	0	0	W	13-12
03	09/22	at Chargers	P	0	0	0	0.0	0.0	0	0	0	0	0	0	0	0	0	0	0	0	0	0	0	0	0	0	W	27-20
04	09/29	Panthers	P	0	0	0	0.0	0.0	0	0	0	0	0	0	0	0	0	0	0	0	0	0	0	0	0	0	L	10-16
05	10/06	Falcons	P	0	0	0	0.0	0.0	0	0	0	0	0	0	0	0	0	0	0	0	0	0	0	0	0	0	W	53-32
06	10/13	at Chiefs	P	0	0	0	0.0	0.0	0	0	0	0	0	0	0	0	0	0	0	0	0	0	0	0	0	0	W	31-24
07	10/20	at Colts	P	2	2	0	0.0	0.0	0	0	0	0	0	0	0	0	0	0	0	0	0	0	0	0	0	0	L	23-30
08	10/27	Raiders	P	0	0	0	0.0	0.0	0	0	1	0	0	0	0	0	0	0	0	0	0	0	0	0	0	0	W	27-24
09	11/03	at Jaguars	P	1	1	0	0.0	0.0	0	0	0	0	0	0	0	0	1	0	0	0	0	0	0	0	0	0	W	26-3
11	11/17	at Ravens	P	2	0	2	0.0	0.0	0	0	0	0	0	0	0	0	0	0	0	0	0	0	0	0	0	0	L	7-41
12	11/21	Colts	P	1	1	0	1.0	8.0	1	8	1	0	0	0	0	0	0	0	0	0	0	0	0	1	0	0	W	20-17
13	12/01	Patriots	P	3	1	2	1.5	11.0	1	9	3	0	0	0	0	0	0	0	0	0	0	0	0	0	0	0	W	28-22
14	12/08	Broncos	P	1	1	0	1.0	8.0	1	8	1	0	0	0	0	0	0	0	0	0	0	0	0	0	0	0	L	24-38
15	12/15	at Titans	P	0	0	0	0.0	0.0	0	0	0	0	0	0	0	0	0	0	0	0	0	0	0	0	0	0	W	24-21
16	12/21	at Buccaneers		INACTIVE																							W	23-20
17	12/29	Titans		INACTIVE																							L	14-35
2019 TOTALS			14-0	11	6	5	3.5	27.0	3	25	7	0	0	0	0	0	1	0	0	0	0	0	0	1	0	0	10-6	

VETERAN BIOS

2019 GAME-BY-GAME POSTSEASON STATISTICS (TEXANS)

2019 GAME BY GAME PERFORMANCE STATISTICS (YEARS)																												
W	DATE	OPPONENT	P/S	TACKLES								INTERCEPTIONS					FUMBLES			ST					MISC		W/L	SCORE
				TK	S	A	SK	YDS	TFL	YDS	QBH	NO	YDS	LG	TD	PD	FF	FR	YDS	TK	S	A	FF	FR	S	A		
01	01/04	Bills	P	1	1	0	1.0	19.0	1	19	2	0	0	0	0	0	0	1	0	0	0	0	0	0	0	W	22-19+	
02	01/12	at Chiefs	P	1	1	0	0.0	0.0	1	3	0	0	0	0	0	0	0	0	0	0	0	0	0	0	L	31-51		
2019 TOTALS			2-0	2	2	0	1.0	19.0	2	22	2	0	0	0	0	0	0	1	0	0	0	0	0	0	1-1			

+ - Overtime



NICK MARTIN

CENTER

6-4 | 295 | NOTRE DAME

HOMETOWN: INDIANAPOLIS, IND. | AGE: 27

5TH NFL SEASON | 5TH WITH TEXANS | ACQUIRED: 02-'16

2019 GP/GS (POST): 16/16 (2/2) | CAREER GP/GS (POST): 46/46 (3/3)

TEAMS: HOU '16-'20



66

TRANSACTIONS: Selected by the Houston Texans with the 19th pick in the second round (50th overall) of the 2016 NFL Draft...Signed a contract extension with the Texans on Sept. 10, 2019.

2019 (Houston 16/16, 2/2):

- Started in all 16 games for the second-consecutive season, blocking for a rushing attack that averaged 4.63 yards per carry, which was the second-most in franchise history and the most since 2010
- Started at center in the season opener at New Orleans (9/9) and paved the way for a rushing attack that averaged 7.83 yards per carry, which marked the second-highest rushing average in a single game in franchise history
- Started at center in the Week 3 win over the L.A. Chargers (9/22) and protected QB Deshaun Watson, helping him record 351 passing yards and three passing touchdowns
- Started at center vs. Atlanta (10/6) and played in every offensive snap, paving the way for QB Deshaun Watson's 426-yard, five-touchdown performance
- Started at center as part of an offensive line that paved the way for 472 total net yards at Kansas City (10/13), while not allowing a sack for the second-consecutive week
- Played in every offensive snap as part of an offensive line that blocked for 391 yards of total offense at Indianapolis (10/20)
- Started at center and helped block for QB Deshaun Watson's 279-yard, three-touchdown performance vs. Oakland (10/27)
- Part of an offensive line that helped protect QB Deshaun Watson, only allowing one sack at Tennessee (12/15), which is the fifth time this season the offensive line has allowed one-or-fewer sacks in a game
- Started at center in the win over Buffalo in the Wild Card Round (1/4/20) and helped pave the way for 141 total rushing yards, the third-most rushing yards in a playoff game in Texans history
- As the starting center, helped the offense gain the most total net yards (442) and most net passing yards (348) in a postseason game in franchise history in the Divisional Round at Kansas City (1/12/20)

2018 (Houston 16/16, 1/1):

- Started all 16 games at center for the first time in his career
- Started at center and helped post the second-highest

team rushing total (167) in a season opener in franchise history at New England (9/9)

- Started at center and helped record a second-consecutive game with more than 140 team rushing yards at Tennessee (9/16)
- Started at center and helped the Texans gain 466 yards of total offense at Indianapolis (9/30)
- Started at center and helped the Texans offense record 462 yards of total offense vs. Dallas (10/7)
- Started at center and recorded his third career tackle vs. Buffalo (10/14)
- Helped the Texans rush for 141 yards and started at center at Jacksonville (10/21)
- Started at center and helped the Texans rush for a season-high 188 yards vs. Miami (10/25)
- Started at center and helped the Texans rush for 139 yards at Washington (11/18)
- Started at center and led the way to a franchise-record 281 yards rushing vs. Tennessee (11/26)
- Started at center and helped the Texans rush for 134 yards vs. Jacksonville (12/30)
- Started at center in his postseason debut in the Wild Card Round vs. Indianapolis (1/5/19)

2017 (Houston 14/14):

- Started in his NFL debut vs. Jacksonville (9/10)
- Started at center and helped lead the team to a 168-yard rushing performance at Cincinnati (9/14)
- Paved the way for a 125-yard rushing performance with a 300-yard passer at New England (9/24)
- Started vs. Tennessee (10/1) and paved the way for a 173-yard rushing performance, 445 yards of total offense, six offensive touchdowns and a franchise-record 57 points
- Started and helped block for a 144-yard rushing performance and five offensive touchdowns vs. Kansas City (10/8)
- Paved the way for 340 net yards of offense and helped the Texans score 30-plus points for a franchise-record fourth straight game vs. Cleveland (10/15)
- Played every snap at center and helped produce 500-plus yards of offense and 38 points at Seattle (10/29)
- Started his eighth consecutive game vs. Indianapolis (11/5)
- Started at center and paved the way for 134 rushing yards, 357 yards of total offense and the team's sixth game of 30-or-more points vs. Arizona (11/19)
- Helped the offense compile 384 total yards at Tennessee

VETERAN BIOS

(12/3)

- Started at center vs. San Francisco (12/10)
- Placed on the Reserve/Injured list on Dec. 19

2016 (Houston 0/0, 0/0):

- Placed on the Reserve/Injured list on Aug. 30

COLLEGE:

- Played four seasons (2012-15) at the University of Notre Dame in South Bend, Ind. after redshirting the 2011 season
- Saw action in 50 games and made 37 starts in his career with the Fighting Irish
- Named to the Rimington Trophy Watch List (2014-15) and the Lombardi Award Watch List (2014), and served as a team captain his final two seasons
- Started 26 consecutive games from 2014-15
- As a senior in 2015, helped establish a running game that rushed for 207.6 yards per game, the highest average for Notre Dame since 1998
- Played the final 10 games of the 2014 campaign at left guard, marking his first start at any other position than center
- Part of a Fighting Irish offensive line that yielded just 8.0 sacks and ranked second in the Football Bowl Subdivision in fewest sacks allowed in 2013

PERSONAL:

- First-team Indiana all-state pick on Associated Press Class 3A team as offensive lineman
- Named to Indiana Football Coaches Association Top 50

- All-State team as one of 10 offensive linemen
- Named to the 2010 Super Team by the Indianapolis Star
- Second-team offensive lineman on U.S. Air Force Medium Schools Prep All-America squad
- Helped fourth-ranked Bishop Chatard High School in Indianapolis to 2010 Indiana Class 3A state title with 28-14 win over South Bend St. Joseph's in state title contest that marked Chatard's record 10th state title
- Chatard ended season with 11-4 record and 10 straight wins after early three-game losing streak
- Helped team to No. 3 state ranking in IFCA final regular-season poll for 2010
- Starter on both offensive and defensive lines
- Rated second-best Class 3A defensive player in Indianapolis area in preseason listings by the Indianapolis Star
- Helped Chatard to 12-2 mark as a junior in 2009 before losing to Evansville Memorial in Indiana state playoff semi-state round
- Father, Keith, played football at Kentucky and was 1982 Academic All-Southeastern Conference pick as team's top defensive tackle while also earning NCAA Postgraduate Scholarship in 1983
- Played for coach Vincent Lorenzano at Bishop Chatard High School
- Son of Pam and Keith Martin
- Brother, Zack, is a six-time All-Pro selection and six-time Pro Bowler as the starting right guard for the Dallas Cowboys after being a first-round pick in the 2014 NFL Draft
- Graduated May 2015 with a degree in management consulting from the Mendoza College of Business

NICK MARTIN'S NFL REGULAR SEASON STATISTICS

DATE	TEAM	GP	GS
2016	Texans	0	0
2017	Texans	14	14
2018	Texans	16	16
2019	Texans	16	16
NFL TOTALS		46	46

NICK MARTIN'S NFL POSTSEASON STATISTICS

DATE	TEAM	GP	GS
2018	Texans	1	1
2019	Texans	2	2
NFL TOTALS		3	3

VETERAN BIOS

2019 GAME-BY-GAME REGULAR SEASON STATISTICS (TEXANS)

W	DATE	OPPONENT	P/S		W/L	SCORE
01	09/09	at Saints	S		L	28-30
02	09/15	Jaguars	S		W	13-12
03	09/22	at Chargers	S		W	27-20
04	09/29	Panthers	S		L	10-16
05	10/06	Falcons	S		W	53-32
06	10/13	at Chiefs	S		W	31-24
07	10/20	at Colts	S		L	23-30
08	10/27	Raiders	S		W	27-24
09	11/03	at Jaguars	S		W	26-3
11	11/17	at Ravens	S		L	7-41
12	11/21	Colts	S		W	20-17
13	12/01	Patriots	S		W	28-22
14	12/08	Broncos	S		L	24-38
15	12/15	at Titans	S		W	24-21
16	12/21	at Buccaneers	S		W	23-20
17	12/29	Titans	S		L	14-35
2019 TOTALS			16-16		10-6	

2019 GAME-BY-GAME POSTSEASON STATISTICS (TEXANS)

W	DATE	OPPONENT	P/S		W/L	SCORE
01	01/04	Bills	S		W	22-19+
02	01/12	at Chiefs	S		L	31-51
2019 TOTALS			2-2		1-1	

+ - Overtime



AJ MCCARRON

QUARTERBACK

6-3 | 215 | ALABAMA

HOMETOWN: MOBILE, ALA. | AGE: 29

7TH NFL SEASON | 2ND WITH TEXANS | ACQUIRED: FA-'19

2019 GP/GS: 2/1 | CAREER GP/GS (POST): 15/4 (1/1)

TEAMS: CIN '14-17; OAK '18; HOU '19-20



2

TRANSACTIONS: Selected by the Cincinnati Bengals with the 24th pick of the fifth round (164th overall) in the 2014 NFL Draft...Signed by the Buffalo Bills as an unrestricted free agent on March 15, 2018...Traded to the Oakland Raiders on Sept. 1, 2018...Released by the Raiders on March 14, 2019...Signed by the Houston Texans as a free agent on March 20, 2019...Re-signed with the Texans on March 21, 2020.

2019 (Houston 2/1, 0/0):

- ✦ Played in two games (one start) in his first season with the Texans
- ✦ Saw his first action of the season at Baltimore (11/17)
- ✦ Made his first start of the season vs. Tennessee (12/29) and completed 21-of-36 passes (58.3 percent) for 225 yards, one interception and a 65.2 rating while rushing for 39 yards and his first career rushing touchdown on five carries (7.8 avg.). Became the first Texans quarterback to register two touchdown drives of 15-or-more plays in the same game

2018 (Oakland 2/0):

- ✦ Spent the offseason and preseason with the Bills before being traded to the Raiders prior to Week 1
- ✦ Active but did not play in Weeks 1-6 and Week 8
- ✦ Made season debut and completed 1-of-3 passes for 8 yards at San Francisco (11/1)
- ✦ Active but did not play in Weeks 10-11 and Weeks 13-17

2017 (Cincinnati 3/0):

- ✦ Completed 7-of-14 passes (50.0 percent) for 66 yards in three games
- ✦ Active but did not play in Weeks 1-3
- ✦ Made season debut at Cleveland (10/1)
- ✦ Active but did not play in Week 5 and Weeks 7-13
- ✦ Completed 4-of-8 passes (50.0 percent) for 47 yards vs. Chicago (12/10)
- ✦ Threw for 19 yards on 3-of-6 passing (50.0 percent) at Minnesota (12/17)
- ✦ Active but did not play in Weeks 16-17

2016 (Cincinnati 1/0):

- ✦ Active but did not play in Weeks 1-5
- ✦ Made season debut at New England, but did not record a stat (10/16)
- ✦ Active but did not play in Weeks 7-8 and Weeks 10-17

2015 (Cincinnati 7/3, 1/1):

- ✦ Completed 79-of-119 passes (66.4 percent) for 854 yards, six touchdowns and two interceptions in seven games with three starts as a rookie
- ✦ Active but did not play Weeks 1-6 and Weeks 8-9
- ✦ Made NFL debut, but did not record a stat vs. Cleveland (11/5)
- ✦ Completed 22-of-32 passes (68.8 percent) for 280 yards, two touchdowns and two interceptions vs. Pittsburgh (12/13)
- ✦ Threw for 192 yards on 15-of-21 passing (71.4 percent) and one touchdown in his first NFL start at San Francisco (12/20)
- ✦ Completed 22-of-35 passes (62.9 percent) for 200 yards and one touchdown at Denver (12/28)
- ✦ Recorded 160 yards and two touchdowns on 17-of-27 passing (63.0 percent) vs. Baltimore (1/3/16)
- ✦ Completed 23-of-41 passes (56.1 percent) for 212 yards, one touchdown and one interception in his postseason debut in the Wild Card Playoff vs. Pittsburgh (1/9/16)

COLLEGE:

- ✦ Played four seasons (2010-13) at the University of Alabama in Tuscaloosa, Ala.
- ✦ Completed 686-of-1,026 passes (66.9 percent) for 9,019 yards, 77 touchdowns and 15 interceptions in 53 career games in college and led Alabama to a 36-4 record as a three-year starter
- ✦ Led the Crimson Tide to back-to-back BCS National Championships in 2011 and 2012
- ✦ Earned first-team All-America honors and won the Maxwell Award as a senior in 2013
- ✦ Finished runner-up in voting for the 2013 Heisman Trophy Award after completing 226-of-336 passes (67.3 percent) for 3,063 yards, 28 touchdowns and seven interceptions as a senior
- ✦ Recorded 2,933 passing yards and 30 touchdowns with only three interceptions as a junior in 2012
- ✦ Completed 219-of-328 passes (66.8 percent) for 2,634 yards, 16 touchdowns and five interceptions as a first-year starting sophomore in 2011

PERSONAL:

- ✦ Attended St. Paul's Episcopal School in Mobile, Ala.
- ✦ Led his high school to the 2007 AHSAA Class 5A state championship as a senior alongside Mark Barron
- ✦ Son of Dee Dee Bonner and Anthony McCarron

VETERAN BIOS

✎ Brother, Corey, played fullback at Middle Tennessee State

✎ Graduated from Alabama with a degree in health studies

AJ MCCARRON'S NFL REGULAR SEASON PASSING/RUSHING STATISTICS

DATE	TEAM	GP	GS	PASSING											RUSHING				
				ATT.	CMP.	PCT.	YDS	AVG.	TD	INT.	LG	SK	LST	RATE	NO.	YDS.	AVG.	LG	TD
2014	Bengals	0	0	0	0	0.0	0	0.0	0	0	0	0	0	0.0	0	0	0.0	0	0
2015	Bengals	7	3	119	79	66.4	854	7.2	6	2	66t	12	63	97.1	14	31	2.2	16	0
2016	Bengals	1	0	0	0	0.0	0	0.0	0	0	0	0	0	0.0	0	0	0.0	0	0
2017	Bengals	3	0	14	7	50.0	66	4.7	0	0	27	1	9	63.4	0	0	0.0	0	0
2018	Raiders	2	0	3	1	33.3	8	2.7	0	0	8	1	7	42.4	3	-2	-0.7	0	0
2019	Texans	2	1	37	21	56.8	225	6.1	0	1	21	5	43	63.5	5	39	7.8	18	1
TOTALS		15	4	173	108	62.4	1,153	6.7	6	3	66t	19	122	86.2	22	68	3.1	18	1

AJ MCCARRON'S NFL POSTSEASON PASSING/RUSHING STATISTICS

DATE	TEAM	GP	GS	PASSING											RUSHING				
				ATT.	CMP.	PCT.	YDS	AVG.	TD	INT.	LG	SK	LST	RATE	NO.	YDS.	AVG.	LG	TD
2014	Bengals	0	0	0	0	0.0	0	0.0	0	0	0	0	0	0.0	0	0	0.0	0	0
2015	Bengals	1	1	41	23	56.1	212	5.2	1	1	25t	3	24	68.3	5	9	1.8	6	0
2019	Texans	0	0	0	0	0.0	0	0.0	0	0	0	0	0	0.0	0	0	0.0	0	0
TOTALS		1	1	41	23	56.1	212	5.2	1	1	25t	3	24	68.3	5	9	1.8	6	0

SINGLE-GAME HIGHS: QUARTERBACK

Pass Attempts	36 vs. Tennessee Titans, Dec 29, 2019	Passer Rating	115.6 at San Francisco 49ers, Dec 20, 2015
Pass Completions	22 at Denver Broncos, Dec 28, 2015 ...1 more at 22.	Rush Attempts	5 vs. Tennessee Titans, Dec 29, 2019
Yards Passing	280 vs. Pittsburgh Steelers, Dec 13, 2015	Rushing Yards	39 vs. Tennessee Titans, Dec 29, 2019
TD Passes	2 vs. Baltimore Ravens, Jan 03, 2016 ...1 more at 2.	Longest Runs	18 vs. Tennessee Titans, Dec 29, 2019
Long Passes	66t vs. Pittsburgh Steelers, Dec 13, 2015	Rushing TDs	1 vs. Tennessee Titans, Dec 29, 2019
Completion Percentage	71.4 at San Francisco 49ers, Dec 20, 2015		

SINGLE-GAME HIGHS - POSTSEASON: QUARTERBACK

Pass Attempts	41 vs. Pittsburgh Steelers, Jan 09, 2016	Completion Percentage	56.1 vs. Pittsburgh Steelers, Jan 09, 2016
Pass Completions	23 vs. Pittsburgh Steelers, Jan 09, 2016	Passer Rating	68.3 vs. Pittsburgh Steelers, Jan 09, 2016
Yards Passing	212 vs. Pittsburgh Steelers, Jan 09, 2016	Rush Attempts	5 vs. Pittsburgh Steelers, Jan 09, 2016
TD Passes	1 vs. Pittsburgh Steelers, Jan 09, 2016	Rushing Yards	9 vs. Pittsburgh Steelers, Jan 09, 2016
Long Passes	25t vs. Pittsburgh Steelers, Jan 09, 2016	Longest Runs	6 vs. Pittsburgh Steelers, Jan 09, 2016

VETERAN BIOS

2019 GAME-BY-GAME REGULAR SEASON STATISTICS (TEXANS)

			PASSING											RUSHING						
W	DATE	OPPONENT	P/S	ATT	CMP	YDS	PCT	Y/A	Y/C	TD	INT	LG	SK/YD	RATE	ATT	YDS	LG	TD	W/L	SCORE
01	09/09	at Saints																	L	28-30
02	09/15	Jaguars																	W	13-12
03	09/22	at Chargers																	W	27-20
04	09/29	Panthers																	L	10-16
05	10/06	Falcons																	W	53-32
06	10/13	at Chiefs																	W	31-24
07	10/20	at Colts																	L	23-30
08	10/27	Raiders																	W	27-24
09	11/03	at Jaguars																	W	26-3
11	11/17	at Ravens	P	1	0	0	0.0	0.0	0.0	0	0	0	1/10	39.6	0	0	0	0	L	7-41
12	11/21	Colts																	W	20-17
13	12/01	Patriots																	W	28-22
14	12/08	Broncos																	L	24-38
15	12/15	at Titans																	W	24-21
16	12/21	at Buccaneers																	W	23-20
17	12/29	Titans	S	36	21	225	58.3	6.3	10.7	0	1	21	4/33	65.2	5	39	18	1	L	14-35
2019 TOTALS			2-1	37	21	225	56.8	6.1	10.7	0	1	21	5/43	63.5	5	39	18	1	10-6	

2019 GAME-BY-GAME POSTSEASON STATISTICS (TEXANS)

				PASSING										RUSHING						
W	DATE	OPPONENT	P/S	ATT	CMP	YDS	PCT	Y/A	Y/C	TD	INT	LG	SK/YD	RATE	ATT	YDS	LG	TD	W/L	SCORE
01	01/04	Bills		DID NOT PLAY															W	22-19+
02	01/12	at Chiefs		DID NOT PLAY															L	31-51
2019 TOTALS			0-0	0	0	0	0.0	0.0	0.0	0	0	0	0/0	0.0	0	0	0	0	1-1	

+ - Overtime



ALEX MCGOUGH

QUARTERBACK

6-3 | 214 | FLORIDA INTERNATIONAL

HOMETOWN: TAMPA, FLA. | AGE: 24

1ST NFL SEASON | 1ST WITH TEXANS | ACQUIRED: FA-'19

CAREER GP/GS: 0/0

TEAMS: SEA '18; HOU '19-20



TRANSACTIONS: Selected by the Seattle Seahawks in the seventh round (220th overall) of the 2018 NFL Draft...Waived by the Seahawks on Sept. 1, 2018...Signed to the Seahawks practice squad on Sept. 3, 2019...Signed by the Jacksonville Jaguars on Jan. 15, 2019...Waived by the Jaguars on Aug. 31, 2019...Signed to the Houston Texans practice squad on Sept. 2, 2019...Signed to the Texans active roster on Sept. 10, 2019...Waived by the Texans on Oct. 16, 2019...Signed to the Texans practice squad on Oct. 19, 2019...Signed by the Texans on Jan. 13, 2020.

2019 (Houston 0/0, 0/0):

- Spent Week 1 and Weeks 7-17 as a member of the Texans practice squad
- Promoted to the active roster prior to Week 2 but was inactive for Weeks 2-6

2018 (Seattle 0/0, 0/0):

- Spent the entire 2018 season as a member of the Seahawks practice squad after being drafted by the club in the seventh round (220th overall) of the 2018 NFL Draft

COLLEGE:

- Played four seasons (2014-17) at Florida International University in Miami, where he finished his college career at the top of the Panthers' record books
- Completed 807 passes for 9,091 yards and 65 touchdowns, while rushing for 16 touchdowns over his collegiate career, setting program records in each category
- As a senior in 2017, completed 232-of-355 passes (65.4 percent) for 2,798 yards and 17 touchdowns, while rushing for 231 yards and five touchdowns
- In 2017 among quarterbacks in the Conference-USA, ranked in the top five in every passing statistical category including completions (4th), completion percentage (3rd), passing yards (5th), passing touchdowns (4th), total yards (5th), passing yards per attempt (3rd) and passer rating (3rd)

PERSONAL:

- Attended Gaither High School in Tampa, Fla., where he threw for 1,258 yards and eight touchdowns as a senior
- Son of Francis and Raylee McGough
- Related to Kelley Goodburn, former NFL punter
- Brother, Shane, is an offensive lineman at FIU

ALEX MCGOUGH'S NFL REGULAR SEASON PASSING/RUSHING STATISTICS

DATE	TEAM	GP	GS	PASSING											RUSHING				
				ATT.	CMP.	PCT.	YDS	AVG.	TD	INT.	LG	SK	LST	RATE	NO.	YDS.	AVG.	LG	TD
2018	Seahawks	0	0	0	0	0.0	0	0.0	0	0	0	0	0	0.0	0	0	0.0	0	0
2019	Texans	0	0	0	0	0.0	0	0.0	0	0	0	0	0	0.0	0	0	0.0	0	0
TOTALS		0	0	0	0	0.0	0	0.0	0	0	0	0	0	0.0	0	0	0.0	0	0

ALEX MCGOUGH'S NFL POSTSEASON PASSING/RUSHING STATISTICS

DATE	TEAM	GP	GS	PASSING											RUSHING				
				ATT.	CMP.	PCT.	YDS	AVG.	TD	INT.	LG	SK	LST	RATE	NO.	YDS.	AVG.	LG	TD
2018	Seahawks	0	0	0	0	0.0	0	0.0	0	0	0	0	0	0.0	0	0	0.0	0	0
2019	Texans	0	0	0	0	0.0	0	0.0	0	0	0	0	0	0.0	0	0	0.0	0	0
TOTALS		0	0	0	0	0.0	0	0.0	0	0	0	0	0	0.0	0	0	0.0	0	0

VETERAN BIOS

2019 GAME-BY-GAME REGULAR SEASON STATISTICS (TEXANS)

				PASSING										RUSHING						
W	DATE	OPPONENT	P/S	ATT	CMP	YDS	PCT	Y/A	Y/C	TD	INT	LG	SK/YD	RATE	ATT	YDS	LG	TD	W/L	SCORE
01	09/09	at Saints																	L	28-30
02	09/15	Jaguars																	W	13-12
03	09/22	at Chargers																	W	27-20
04	09/29	Panthers																	L	10-16
05	10/06	Falcons																	W	53-32
06	10/13	at Chiefs																	W	31-24
07	10/20	at Colts																	L	23-30
08	10/27	Raiders																	W	27-24
09	11/03	at Jaguars																	W	26-3
11	11/17	at Ravens																	L	7-41
12	11/21	Colts																	W	20-17
13	12/01	Patriots																	W	28-22
14	12/08	Broncos																	L	24-38
15	12/15	at Titans																	W	24-21
16	12/21	at Buccaneers																	W	23-20
17	12/29	Titans																	L	14-35
2019 TOTALS			0-0	0	0	0	0.0	0.0	0.0	0	0	0	0/0	0.0	0	0	0	0	10-6	

2019 GAME-BY-GAME POSTSEASON STATISTICS (TEXANS)

				PASSING										RUSHING						
W	DATE	OPPONENT	P/S	ATT	CMP	YDS	PCT	Y/A	Y/C	TD	INT	LG	SK/YD	RATE	ATT	YDS	LG	TD	W/L	SCORE
01	01/04	Bills		PRACTICE SQUAD															W	22-19+
02	01/12	at Chiefs		PRACTICE SQUAD															L	31-51
2019 TOTALS			0-0	0	0	0	0.0	0.0	0.0	0	0	0	0/0	0.0	0	0	0	0	1-1	

+ - Overtime



BENARDRICK MCKINNEY

INSIDE LINEBACKER

6-4 | 257 | MISSISSIPPI STATE

HOMETOWN: TUNICA, MISS. | AGE: 27

6TH NFL SEASON | 6TH WITH TEXANS | ACQUIRED: 02-'15

2019 GP/GS (POST): 14/14 (2/2) | CAREER GP/GS (POST): 76/73 (6/6)

TEAMS: HOU '15-20



55

TRANSACTIONS: Selected by the Houston Texans with the 11th pick in the second round (43rd overall) of the 2015 NFL Draft...Signed a contract extension with the Texans on June 14, 2018.

HONORS:

- Pro Bowl selection (2018)
- Associated Press Second-Team All-Pro (2016)

2019 (Houston 14/14, 2/2):

- Appeared in 14 games (14 starts) and finished second on the team with 101 total tackles (54 solo), his second-consecutive season with over 100 tackles
- Also registered four tackles for loss, 1.0 sack, four quarterback hits, three passes defended, one forced fumble and two fumble recoveries
- Notched six total tackles (four solo), one forced fumble and one tackle for loss in the season opener at New Orleans (9/9)
- Notched six total tackles (three solo), 0.5 sack, and a single-game career-high three quarterback hits in the Week 3 win over the L.A. Chargers (9/22)
- Finished second on the team with 12 total tackles (five solo), one pass defended and notched his first-career fumble recovery vs. Carolina (9/29)
- Registered nine total tackles (two solo) vs. Atlanta (10/6), which was the second-most on the team. His 41 total tackles this season were the second-most through Week 5 in his NFL career
- Finished with four total tackles (three solo) at Kansas City (10/13) and recovered a fumble on the Chiefs' three-yard line, which led to a touchdown on the ensuing drive
- Tied for the team lead with seven total tackles (seven solo) at Indianapolis (10/20) and added two tackles for loss
- Finished second on the team with eight total tackles (seven solo) and one tackle for loss at Baltimore (11/17). Eclipsed 450 career tackles, which ranks sixth in Texans history
- Finished second on the team with 11 total tackles (six solo) vs. Indianapolis (11/21), marking his 10th career game with double digit tackles
- Tied for the team lead with seven total tackles (three solo) and one pass defended vs. New England (12/1)
- Registered eight total tackles (five solo), 0.5 sack and one quarterback hit at Tennessee (12/15) and eclipsed 100 total tackles on the season for the second year in a row

and the third time in his NFL career, which tied for the second-most in franchise history (DeMeco Ryans, four from 2006-09)

- Led the team with 10 total tackles (six solo) and notched his first career postseason quarterback hit in the win over Buffalo in the Wild Card Round (1/4/20). Became the fifth player in franchise history to record double-digit tackles in a playoff game, joining Brian Cushing (2011 and 2015), J.J. Watt (2011), Bradie James (2012) and Johnathan Joseph (2016)

2018 (Houston 16/16, 1/1):

- Finished tied for the team lead with 105 total tackles (63 solo), 1.5 sacks, a career-high seven passes defended, five tackles for loss, five quarterback hits and a forced fumble
- Notched seven total tackles (three solo) and one tackle for loss vs. the N.Y. Giants (9/23). Passed Brooks Reed (25) for the ninth-most career tackles for loss in team history
- Finished tied for second on the team with eight total tackles (six solo), 0.5 sack, one tackle for loss and one quarterback hit vs. Dallas (10/7). Split a five-yard sack of Cowboys QB Dak Prescott with DE/OLB Jadeveon Clowney to force 4th down late in the third quarter
- Tallied 11 total tackles (six solo), 1.0 sack, two quarterback hits and one tackle for loss vs. Buffalo (10/14). Notched 11 total tackles and 1.0 sack in a game for the fourth time in his career, which passed DeMeco Ryans and Jamie Sharper (three) for the most games with at least 11 total tackles and 1.0 sack in franchise history
- Notched seven total tackles (six solo) and a career-high two passes defended vs. Miami (10/25)
- Finished with five total tackles (four solo) and one forced fumble at Washington (11/18)
- Recorded a team-high 10 total tackles (six solo) and one tackle for loss vs. Tennessee (11/26)
- Tallied a team-high nine total tackles (three solo), one tackle for loss and matched a career high with two passes defended at the N.Y. Jets (12/15)
- Notched four total tackles (two solo), one interception and two passes defended at Philadelphia (12/23). Intercepted Eagles QB Nick Foles for his first-career interception
- Recorded a team-high nine total tackles (five solo) in the Wild Card Round vs. Indianapolis (1/5/19)

2017 (Houston 16/16):

- Compiled a team-leading 95 total tackles (62 solo) along

with 3.0 sacks, eight quarterback hits, a single-season career-high 10 tackles for loss, one forced fumble and one pass defended while starting all 16 games

- ✦ Finished sixth in the league in total tackles among all players with 3.0-or-more sacks in 2017
- ✦ Registered a team-high 11 combined tackles in the season opener vs. Jacksonville (9/10)
- ✦ Recorded career-highs with 2.0 sacks and three tackles for loss while adding six total tackles at Cincinnati (9/14)
- ✦ Made five total tackles with one quarterback hit at New England (9/24)
- ✦ Started and made six total tackles and two tackles for loss vs. Kansas City (10/8)
- ✦ Produced three total tackles, one quarterback hit and notched his first pass defended of the season at the Los Angeles Rams (11/12)
- ✦ Tallied seven total tackles, one tackle for loss and his third sack of the season at Tennessee (12/3)

2016 (Houston 16/16, 2/2):

- ✦ The only player in the NFL in 2016 and the second player in franchise history (Jamie Sharper in 2002) with at least 100 tackles and 5.0 sacks
- ✦ Finished 11th in the NFL in total tackles with 129
- ✦ Became the seventh player in franchise history to record a 100-tackle season
- ✦ Passed DeMeco Ryans (127 in 2007) for the eighth-most total tackles in a single season in Texans history
- ✦ Led the team in tackles and ranked third in sacks
- ✦ Set single-season career highs in tackles (129), quarterback hits (11), sacks (5.0), passes defended (two) and forced fumbles (one)
- ✦ Led the team in total tackles in Weeks 2-7 and 11
- ✦ Tied for second on the team with five total tackles (two solo) and added a career-high two quarterback hits in the season opener vs. Chicago (9/11)
- ✦ Led the team with a season-high eight tackles to go along with 1.0 sack vs. Kansas City (9/18)
- ✦ Posted a single-game career-high 16 total tackles at New England (9/22) in Week 3, which marked the highest single-game total by a Texan since ILB Brian Cushing (17) in 2014
- ✦ Also notched 1.0 sack at New England (9/22), giving him a new single-season career high
- ✦ Led the team in total tackles for the third straight week with nine total (six solo) and forced a fumble vs. Tennessee (10/2) in Week 4
- ✦ Led the team with 10 tackles (five solo), marking his second 10-tackle game of the year, at Minnesota (10/9) in Week 5
- ✦ Collected a team-high 12 total tackles (seven solo), 1.0 sack and two quarterback hits vs. Indianapolis (10/16) in Week 6
- ✦ Notched his fourth 10-tackle game of the season with 12 total tackles (eight solo) to go along with 1.0 sack and two quarterback hits vs. San Diego (11/27) in Week 12
- ✦ Tied for the team lead with eight total tackles (five solo), adding one pass defended and one quarterback hit, at Indianapolis (12/11) in Week 14
- ✦ Led the team with seven total tackles (four solo), to go along with 1.0 sack of Jaguars QB Blake Bortles and two quarterback hits vs. Jacksonville (12/18) in Week 15
- ✦ Made seven total tackles (three solo) vs. Oakland (1/7/17)

in the AFC Wild Card round

- ✦ Posted the first two postseason passes defended of his career at New England (1/14/17) in the AFC Divisional round

2015 (Houston 14/11, 1/1):

- ✦ Made one special teams tackle in his NFL debut vs. Kansas City (9/13)
- ✦ Tallied the first two tackles, including one for loss, of his career at Carolina (9/20)
- ✦ Made his first NFL start vs. Tampa Bay (9/27). Recorded two tackles (one solo) and one special teams tackle (9/27)
- ✦ Inactive in Weeks 7-8
- ✦ Led the team with nine total tackles (six solo), including one for loss at Cincinnati
- ✦ Tied for third on the team with eight total tackles, including four solo stops, vs. New England (12/13)
- ✦ His tackle total was his second-highest single-game output of the season (12/13)
- ✦ Tied for the team lead with seven total tackles (three solo), including two for loss and 1.0 sack at Indianapolis (12/20)
- ✦ Picked up his first career sack when he brought down Colts QB Matt Hasselbeck for an 11-yard loss in the third quarter at Indianapolis (12/20). The sack pinned the Colts at their own one-yard line and forced a punt
- ✦ Finished second on the team with nine total tackles, including four solo stops in Wild Card Game vs. Kansas City (1/9/16)
- ✦ Posted the second-most tackles by a rookie in a Texans postseason game (1/9/16)

COLLEGE:

- ✦ Played three seasons (2012-14) at Mississippi State University in Starkville, Miss. after redshirting the 2011 campaign
- ✦ One of the all-time great linebackers in school history, becoming the program's first first-team All-America linebacker since 1999
- ✦ Mississippi State's top tackler in his final two seasons
- ✦ Played in 39 games with 36 starts in three seasons with the Bulldogs
- ✦ Recorded 244 total tackles, 19.5 tackles for loss, 7.5 sacks, seven passes defended and six fumble recoveries
- ✦ First-team All-America honors in 2014 from the Football Writers Association, ESPN, Phil Steele and Sports Illustrated
- ✦ Started all 13 games at middle linebacker and for the second straight year in 2014, was the Bulldogs' top tackler recording 71 with eight tackles for loss, 3.0 sacks, four passes defended, three fumble recoveries and one forced fumble
- ✦ Named to College Football News' All-Sophomore squad in 2013 when he racked up a team-best 71 total tackles, which ranked fourth among all sophomores in the SEC, and tied for the team lead in tackles for loss with 7.0 and sacks with 3.5
- ✦ Named a First-Team Freshman All-American by CBSSports.com, FoxSportsNext, Phil Steele and CollegeFootballNews.com in 2012
- ✦ Led all SEC freshmen and tied for second among freshman in the FBS with 102 total tackles in 2012, which also

VETERAN BIOS

ranked sixth overall in the SEC, while playing in all 13 games (10 starts)

- ✦ Earned All-SEC Freshman honors by the SEC coaches and ESPN.com in 2012 when he totaled 4.5 tackles for loss, a sack, four pass breakups and a fumble recovery
- ✦ Sat out his first season as a redshirt freshman in 2011

PERSONAL:

- ✦ Attended Rosa Fort High School in Tunica, Miss.
- ✦ A top defensive prospect in the state of Mississippi and was the first Rosa Fort player to sign with an SEC program since 2001

- ✦ Led the RFHS Lions to a 3-3 finish in Region 2 play and a first-round playoff appearance in the Class 4A state playoffs
- ✦ Selected by the state's high school coaches to the North/South All-Star Game as a linebacker
- ✦ Started at quarterback for Rosa Fort during senior season and accounted for 2,036 total yards of offense and 22 touchdowns with 1,334 passing and 702 yards on the ground
- ✦ Credited with 66 total tackles from linebacker spot
- ✦ Threw for 530 yards with five touchdowns as a junior
- ✦ Started for the Rosa Fort basketball team

BENARDRICK MCKINNEY'S NFL REGULAR SEASON DEFENSIVE STATISTICS

				TACKLES								INTERCEPTIONS					FUMBLES			ST					MISC	
DATE	TEAM	GP	GS	TK	S	A	TFL	YDS	SK	YDS	QBH	NO	YDS	LG	TD	PD	FF	FR	YDS	TK	S	A	FF	FR	S	A
2015	Texans	14	11	58	35	23	7	22	1.0	11.0	2	0	0	0	0	0	0	0	0	5	2	3	0	0	0	0
2016	Texans	16	16	129	79	50	8	34	5.0	31.0	11	0	0	0	0	2	1	0	0	0	0	0	0	0	0	0
2017	Texans	16	16	95	62	33	10	26	3.0	8.0	8	0	0	0	0	1	1	0	0	0	0	0	0	0	0	0
2018	Texans	16	16	105	63	42	5	18	1.5	7.5	5	1	0	0	0	7	1	0	0	0	0	0	0	0	0	0
2019	Texans	14	14	101	54	47	4	12	1.0	4.5	4	0	0	0	0	3	1	2	1	0	0	0	0	0	0	0
NFL TOTALS		76	73	488	293	195	34	112	11.5	62.0	30	1	0	0	0	13	4	2	1	5	2	3	0	0	0	0

BENARDRICK MCKINNEY'S NFL POSTSEASON DEFENSIVE STATISTICS

				TACKLES								INTERCEPTIONS						FUMBLES			ST						MISC	
DATE	TEAM	GP	GS	TK	S	A	TFL	YDS	SK	YDS	QBH	NO	YDS	LG	TD	PD	FF	FR	YDS	TK	S	A	FF	FR	S	A		
2015	Texans	1	1	9	4	5	0	0	0.0	0.0	0	0	0	0	0	0	0	0	0	0	0	0	0	0	0	0		
2016	Texans	2	2	12	6	6	0	0	0.0	0.0	0	0	0	0	0	2	0	0	0	0	0	0	0	0	0	0		
2018	Texans	1	1	9	5	4	0	0	0.0	0.0	0	0	0	0	0	0	0	0	0	0	0	0	0	0	0	0		
2019	Texans	2	2	14	8	6	0	0	0.0	0.0	1	0	0	0	0	0	0	0	0	0	0	0	0	0	0	0		
NFL TOTALS		6	6	44	23	21	0	0	0.0	0.0	1	0	0	0	0	2	0	0	0	0	0	0	0	0	0	0		

SINGLE-GAME HIGHS: DEFENSIVE

Total Tackles 16 at New England Patriots, Sep 22, 2016

Sacks 2.0 at Cincinnati Bengals, Sep 14, 2017

Passes Defensed 2 at Philadelphia Eagles, Dec 23, 2018
...2 more at 2.

Forced Fumbles 1 at New Orleans Saints, Sep 09, 2019
...3 more at 1.

Fumble Recoveries

1 at Kansas City Chiefs, Oct 13, 2019
...1 more at 1.

Tackles For Loss

3 at Cincinnati Bengals, Sep 14, 2017

Interceptions

1 at Philadelphia Eagles, Dec 23, 2018

Special Teams Tackles

2 vs. New England Patriots, Dec 13, 2015
...1 more at 2.

SINGLE-GAME HIGHS - POSTSEASON: DEFENSIVE

Total Tackles 10 vs. Buffalo Bills, Jan 04, 2020

Passes Defensed

2 at New England Patriots, Jan 14, 2017

VETERAN BIOS

2019 GAME-BY-GAME REGULAR SEASON STATISTICS (TEXANS)

W	DATE	OPPONENT	P/S	TACKLES								INTERCEPTIONS					FUMBLES			ST					MISC		W/L	SCORE
				TK	S	A	SK	YDS	TFL	YDS	QBH	NO	YDS	LG	TD	PD	FF	FR	YDS	TK	S	A	FF	FR	S	A		
01	09/09	at Saints	S	6	4	2	0.0	0.0	1	7	0	0	0	0	0	1	0	0	0	0	0	0	0	0	0	L	28-30	
02	09/15	Jaguars	S	7	5	2	0.0	0.0	0	0	0	0	0	0	0	0	0	0	0	0	0	0	0	0	W	13-12		
03	09/22	at Chargers	S	7	3	4	0.5	3.5	0	0	3	0	0	0	0	0	0	0	0	0	0	0	0	0	W	27-20		
04	09/29	Panthers	S	12	5	7	0.0	0.0	0	0	0	0	0	0	1	0	1	1	0	0	0	0	0	0	L	10-16		
05	10/06	Falcons	S	9	2	7	0.0	0.0	0	0	0	0	0	0	0	0	0	0	0	0	0	0	0	0	W	53-32		
06	10/13	at Chiefs	S	4	3	1	0.0	0.0	0	0	0	0	0	0	0	0	1	0	0	0	0	0	0	0	W	31-24		
07	10/20	at Colts	S	7	7	0	0.0	0.0	2	4	0	0	0	0	0	0	0	0	0	0	0	0	0	0	L	23-30		
08	10/27	Raiders	S	5	0	5	0.0	0.0	0	0	0	0	0	0	0	0	0	0	0	0	0	0	0	0	W	27-24		
09	11/03	at Jaguars	S	3	3	0	0.0	0.0	0	0	0	0	0	0	1	0	0	0	0	0	0	0	0	0	W	26-3		
11	11/17	at Ravens	S	8	7	1	0.0	0.0	1	1	0	0	0	0	0	0	0	0	0	0	0	0	0	0	L	7-41		
12	11/21	Colts	S	11	6	5	0.0	0.0	0	0	0	0	0	0	0	0	0	0	0	0	0	0	0	0	W	20-17		
13	12/01	Patriots	S	7	3	4	0.0	0.0	0	0	0	0	0	0	1	0	0	0	0	0	0	0	0	0	W	28-22		
14	12/08	Broncos	S	7	1	6	0.0	0.0	0	0	0	0	0	0	0	0	0	0	0	0	0	0	0	0	L	24-38		
15	12/15	at Titans	S	8	5	3	0.5	1.0	0	0	1	0	0	0	0	0	0	0	0	0	0	0	0	0	W	24-21		
16	12/21	at Buccaneers		INACTIVE																							W	23-20
17	12/29	Titans		INACTIVE																							L	14-35
2019 TOTALS			14-14	101	54	47	1.0	4.5	4	12	4	0	0	0	0	3	1	2	1	0	0	0	0	0	0	10-6		

2019 GAME-BY-GAME POSTSEASON STATISTICS (TEXANS)

W	DATE	OPPONENT	P/S	TACKLES								INTERCEPTIONS					FUMBLES			ST					MISC		W/L	SCORE
				TK	S	A	SK	YDS	TFL	YDS	QBH	NO	YDS	LG	TD	PD	FF	FR	YDS	TK	S	A	FF	FR	S	A		
01	01/04	Bills	S	10	6	4	0.0	0.0	0	0	1	0	0	0	0	0	0	0	0	0	0	0	0	0	0	0	W	22-19+
02	01/12	at Chiefs	S	4	2	2	0.0	0.0	0	0	0	0	0	0	0	0	0	0	0	0	0	0	0	0	0	0	L	31-51
2019 TOTALS			2-2	14	8	6	0.0	0.0	0	0	1	0	0	0	0	0	0	0	0	0	0	0	0	0	0	0	1-1	

+ - Overtime



WHITNEY MERCILUS

OUTSIDE LINEBACKER

6-4 | 258 | ILLINOIS

HOMETOWN: AKRON, OHIO | AGE: 30

9TH NFL SEASON | 9TH WITH TEXANS | ACQUIRED: D1-'12

2019 GP/GS (POST): 16/16 (2/2) | CAREER GP/GS (POST): 115/88 (8/5)

TEAMS: HOU '12-20



59

TRANSACTIONS: Selected by the Houston Texans in the first round (26th overall) of the 2012 NFL Draft...Signed a contract extension with the Texans on May 4, 2015...Signed a contract extension with the Texans on Dec. 28, 2019.

HONORS:

- ✦ AFC Defensive Player of the Week (Week 2, 2019)
- ✦ Associated Press Second-Team All-Pro (2016)
- ✦ AFC Defensive Player of the Month (December 2015)
- ✦ AFC Defensive Player of the Week (Week 1, 2016)

CAREER:

- ✦ Ranks third in franchise history with 50.0 sacks
- ✦ The franchise postseason sack leader with 7.0, which is also the second-most in the NFL since 2015
- ✦ Became the first player in franchise history and the fifth player in the NFL since 1982 to post two games with 3.5-or-more sacks in a season in 2015
- ✦ Tied DE Mario Williams (12.0 in 2008) for the fifth-most sacks in a season in franchise history in 2015
- ✦ Joined J.J. Watt (2018) and Khalil Mack (2018) as the only players to record at least 5.0 sacks and four forced fumbles in the first four games of a season since 1993
- ✦ Has 12 career games with 2.0-or-more sacks, which ties Mario Williams (12) for the second-most career games with multiple sacks in Texans history behind J. Watt (25)
- ✦ Tied the franchise rookie record for sacks with 6.0 in 2012
- ✦ Has appeared in five career playoff games, totaling 20 total tackles (10 solo), 7.0 sacks and one special teams tackle
- ✦ Joined Kevin Greene, Terrell Suggs and Von Miller as the only players since 1982 with 5.0 sacks over two playoff games
- ✦ Became the first player in franchise history to record multiple sacks in two straight postseason contests, dating back to 2016's AFC Wild Card matchup against Kansas City (1/9/16)
- ✦ Recorded the most sacks (3.0) in a postseason game in Texans history, while tying for the fourth-most by any NFL player in a playoff contest, vs. Kansas City (1/9/16)

2019 (Houston 16/16, 2/2):

- ✦ Started in all 16 games and finished the season with 48 total tackles (33 solo), nine tackles for loss, 7.5 sacks, 16 quarterback hits, his first two career interceptions, two passes defended, a single-season career-high four forced

fumbles and one fumble recovery

- ✦ Notched the first interception of his career in the season opener at New Orleans (9/9), picking off a pass by Saints QB Drew Brees on the Houston four-yard line. Added six total tackles (four solo), 1.0 sack, one tackle for loss, one quarterback hit and one pass defended in the contest, becoming only the third player in the NFL in Week 1 to record a sack and an interception in the same game
- ✦ Posted three total tackles (two solo), three quarterback hits and two strip sacks in the win vs. Jacksonville (9/15), marking his 11th-career game with 2.0-or-more sacks, which is the third-most in team history
- ✦ Registered five total tackles (five solo), 1.0 sack, one forced fumble, two tackles for loss and one quarterback hit in the Week 3 win over the L.A. Chargers (9/22). Recorded a sack in three-consecutive games for the first time in his NFL career and a forced fumble in back-to-back games for the third time in his career
- ✦ Finished with two total tackles (one solo), 1.0 sack, one forced fumble and one quarterback hit vs. Carolina (9/29), notching a sack in his fourth-consecutive game for the first time in his NFL career and forcing a fumble in his third-consecutive game for the first time in his NFL career. Joined J.J. Watt (2018) and Khalil Mack (2018) as the only players to record at least 5.0 sacks and four forced fumbles in the first four games of a season since 1993
- ✦ Finished with four total tackles (two solo), two tackles for loss and one quarterback hit vs. Atlanta (10/6), posting the second game with multiple tackles for loss on the season and the 16th of his career, which moved him into third place in team history
- ✦ Notched four total tackles (one solo), 0.5 sack, one quarterback hit and recorded his first fumble recovery of the season and the eighth of his career at Indianapolis (10/20)
- ✦ Finished third on the team with six total tackles (four solo) and added two tackles for loss vs. Oakland (10/27). Posted the third game with multiple tackles for loss this season and the 17th of his career, which tied Jadeveon Clowney (17) for the second-most in team history behind J.J. Watt
- ✦ Logged two total tackles (two solo) at Baltimore (11/17). Eclipsed 300 career tackles, becoming only the 12th player in franchise history to accomplish the feat
- ✦ Registered four total tackles (three solo), one tackle for loss and one quarterback hit vs. Indianapolis (11/21). Passed Antonio Smith (98) for the second-most career

quarterback hits in franchise history and passed Kevin Walter (109) for the 10th-most games played in franchise history

- ✦ Posted two solo tackles one pass defended and notched his second interception of the season at Tennessee (12/15), returning it 86 yards to the Titans' 12-yard line. Became the fourth linebacker in team history to record multiple interceptions in a season, joining Kailee Wong (2004), Brian Cushing (2009, 2011) and Dylan Cole (2017)
- ✦ Finished with four total tackles (two solo), 2.0 sacks, one tackle for loss and two quarterback hits at Tampa Bay (12/21), notching his 12th career game with 2.0-or-more sacks, which tied Mario Williams (12) for the second-most career games with multiple sacks in Texans history
- ✦ Registered four total tackles (two solo), 1.0 sack, one forced fumble and three quarterback hits in the win over Buffalo in the Wild Card Round (1/4/20), becoming the second player in franchise history to record a sack and forced fumble in the same game, joining Brooks Reed in 2011. Owns the most sacks (7.0) and quarterback hits (12) in Texans postseason history
- ✦ Posted one solo tackle and one quarterback hit in the Divisional Round at Kansas City (1/12/20). Now owns 13 career quarterback hits in the postseason, the most in Texans history and tied for the second-most in the NFL since 2015

2018 (Houston 16/9, 1/0):

- ✦ Finished with four solo tackles, 1.0 sack, two forced fumbles, one quarterback hit and one tackle for loss at Jacksonville (10/21). Set a single-game career-high for forced fumbles and tied Brian Cushing (nine) for the third-most career forced fumbles in franchise history
- ✦ Finished with three total tackles (two solo), 1.0 sack, one quarterback hit and one tackle for loss at Washington (11/18). Joined J.J. Watt and Mario Williams as the only players in franchise history to record at least 40.0 career sacks
- ✦ Tallied five total tackles (three solo), 1.5 sacks, two quarterback hits and one tackle for loss vs. Tennessee (11/26). Registered his first multi-sack game since Week 16 of the 2016 season vs. Cincinnati
- ✦ Recorded one total tackle in the Wild Card Round vs. Indianapolis (1/5/19)

2017 (Houston 5/5):

- ✦ Tallied 10 total tackles (nine solo), 1.0 sack, one tackle for loss, one forced fumble and one quarterback hit in five games
- ✦ Recorded five tackles and one tackle for loss in the season opener vs. Jacksonville (9/10)
- ✦ Finished with six tackles, his first sack of the season and forced one fumble that was returned for a touchdown at New England (9/24)
- ✦ Placed on the Reserve/Injured list on Oct. 11

2016 (Houston 15/15, 2/2):

- ✦ Tied for the league lead with four fumble recoveries and led the team with 7.5 sacks
- ✦ Tied for 14th in the NFL with 13 tackles for loss
- ✦ Totaled four total tackles (two solo), 2.0 sacks and one forced fumble in the season opener vs. Chicago (9/11)

- ✦ His strip-sack of Bears QB Jay Cutler gave him 2.0 sacks for the game and his third straight multiple-sack game (including postseason) dating back to Week 17 of the 2015 season, vs. Chicago (9/11)
- ✦ Finished with three total tackles (one solo), a quarterback hit and notched a fumble recovery after a strip-sack by OLB John Simon on Chiefs QB Alex Smith vs. Kansas City (9/18)
- ✦ Finished second on the team and set a season high with seven total tackles (five solo), one tackle for loss and one quarterback hit vs. Tennessee (10/2) in Week 4
- ✦ Recorded three total tackles, 1.5 sacks and set a single-game career high with five quarterback hits at Minnesota (10/9) in Week 5
- ✦ Split a sack with DE Antonio Smith on QB Sam Bradford in the first quarter and added a full sack one quarter later, also on third down, at Minnesota (10/9)
- ✦ Notched six total tackles (four solo), 1.0 sack and two tackles for loss vs. Indianapolis (10/16)
- ✦ Tied a single-season career high (two in 2015) with his second fumble recovery of the year and fifth of his career, at Jacksonville (11/13) in Week 10
- ✦ Sacked Packers QB Aaron Rodgers, posted three tackles for loss and set a career high with his third fumble recovery of the season at Green Bay (12/4) in Week 13
- ✦ Posted three solo tackles, four quarterback hits, one pass defended and one fumble recovery at Indianapolis (12/11) in Week 14
- ✦ Matched his season high with 2.0 sacks of Bengals QB Andy Dalton, giving him his 10th career game with 2.0-or-more sacks, vs. Cincinnati (12/24) in Week 16
- ✦ Tied for second on the team with seven tackles (five solo), and recorded three tackles for loss and 2.0 sacks vs. Oakland (1/7/17) in the AFC Wild Card round
- ✦ Finished with four total tackles, three quarterback hits, one pass defended and 1.0 sack, giving him a franchise-best 6.0 for his postseason career, at New England (1/14/17) in the AFC Divisional round

2015 (Houston 16/10, 1/1):

- ✦ Finished the year with 50 total tackles (32 solo), 12.0 sacks, 16 quarterback hits, 14 tackles for loss, two passes defended, two fumble recoveries and one forced fumble. His sack and tackles for loss totals set single-season career highs, while he tied his personal-best for total tackles
- ✦ Tied Mario Williams (12.0 in 2008) for the fifth-most sacks in a season in franchise history
- ✦ Named AFC Defensive Player of the Month for December
- ✦ Had two total tackles (one solo), one tackle for loss and one fumble recovery vs. Tampa Bay
- ✦ Registered his first 2.0 sacks of the season at Jacksonville (10/18)
- ✦ Posted a career-high 3.5 sacks vs. Tennessee (11/1), which is tied for the second-most in a game in Texans history (LB Connor Barwin, 4.0 at Jacksonville, 11/27/11, and DE Mario Williams, 3.5 vs. Denver, 12/13/07)
- ✦ Tied for second on the team with seven total tackles (six solo), while adding four tackles for loss and four quarterback hits vs. Tennessee (11/1)
- ✦ Finished with five tackles, including three for loss, and a sack at Cincinnati (11/16)
- ✦ Registered four total tackles (three solo) and one pass defended at Buffalo (12/6), his second of the year and first

since Week 1 against Kansas City (9/13)

- ✦ Set a single-season career-high in sacks (7.5) after he brought down Patriots QB Tom Brady for a nine-yard loss in the fourth quarter vs. New England (12/13)
- ✦ Finished the game with five total tackles (three solo) and 1.0 sack vs. New England (12/13)
- ✦ Sacked Colts QB Charlie Whitehurst in the fourth quarter at Indianapolis (12/20)
- ✦ Tallied five total tackles (three solo), 3.5 sacks, three quarterback hits, two tackles for loss, one forced fumble and one fumble recovery vs. Jacksonville (1/3/16)
- ✦ Became the first player in franchise history and the fifth player in the NFL since 1982 to post two games with 3.5-or-more sacks in a season
- ✦ Recorded the most sacks (3.0) in a postseason game in Texans history, while tying for the fourth-most by any NFL player, in a playoff contest vs. Kansas City (1/9/16)
- ✦ Finished with eight total tackles (five solo), 3.0 sacks for a loss of 17 yards and four quarterback hits in Wild Card Game vs. Kansas City (1/9/16)

2014 (Houston 15/13):

- ✦ Started 13-of-15 games and registered 50 total tackles, 5.0 sacks, 11 quarterback hits, nine tackles for loss and two forced fumbles
- ✦ Recorded six total tackles, two tackles for loss and a quarterback hit vs. Indianapolis (10/9) in Week 6
- ✦ Recorded the fourth multi-sack game of his career at Pittsburgh (10/20). Strip-sacked Ben Roethlisberger in the first quarter and finished the game with five total tackles, two tackles for loss, one quarterback hit and one pass defended
- ✦ Had a multi-sack game for the fifth time in his career and second time this season vs. Philadelphia (11/2) in Week 9. Tied for the team lead with a career-high nine total tackles. Set a season high with three quarterback hits and tied a season high with two tackles for loss
- ✦ Inactive in Week 15
- ✦ Had three total tackles and forced his second fumble of the season vs. Baltimore (12/21) in Week 16
- ✦ Sacked Jaguars QB Blake Bortles for three yards vs. Jacksonville (12/28) in Week 17. Finished with three total tackles, one tackle for loss and one quarterback hit

2013 (Houston 16/16):

- ✦ Started all 16 games at WILL linebacker and recorded 65 total tackles, 7.0 sacks, 18 quarterback hits and six tackles for loss
- ✦ Recorded seven total tackles (five solo) and 1.0 sack for a loss of six yards at San Diego (9/9)
- ✦ Amassed eight total tackles (four solo) and 2.5 sacks vs. Seattle (9/29)
- ✦ Recorded six total tackles (three solo) and 1.0 sack at San Francisco (10/6)
- ✦ Added another sack to go along with four solo tackles vs. Jacksonville (11/24)
- ✦ Recorded his seventh sack of the season vs. Denver (12/22)

2012 (Houston 16/4, 2/0):

- ✦ Tied the Texans rookie record for sacks in a season with 6.0

- ✦ Made his Texans and NFL debut at outside linebacker in the season opener vs. Miami (9/9)
- ✦ Registered his first career sack and forced a fumble when he dropped Ravens QB Joe Flacco for a two-yard loss in the first quarter vs. Baltimore (10/21)
- ✦ Recorded 2.0 sacks and collected his second career forced fumble vs. Buffalo (11/4)
- ✦ Collected a season-high four tackles at Detroit (11/22)
- ✦ Sacked Titans QB Jake Locker twice for a total loss of six yards and recovered a fumble at Tennessee (12/2)
- ✦ Sacked Patriots QB Tom Brady for a seven-yard loss in the third quarter at New England (12/10) to give him 6.0 sacks on the season, tying the franchise rookie sack record set by OLB Brooks Reed in 2011
- ✦ Made his postseason debut in the AFC Wild Card Playoff vs. Cincinnati (1/5/13)
- ✦ Made one tackle and one special teams tackle in AFC Divisional Playoff at New England (1/13/13)

COLLEGE:

- ✦ Played three seasons (2009-11) at the University of Illinois in Champaign, Ill. after redshirting the 2008 campaign
- ✦ Started 15-of-37 career games with the Illini, recording 81 total tackles (42 solo) with 18.0 sacks (119 yards), 28 tackles for loss (150 yards), 11 forced fumbles and two fumble recoveries
- ✦ Tied for eighth in NCAA FBS history with 11 forced fumbles, which also ranks fifth all-time in the Big Ten Conference and is second on the Illini all-time list (13 by Simeon Rice from 1992-95)
- ✦ Set a school and Big Ten single-season record with nine forced fumbles in 2011
- ✦ Third on the Illinois single-season tackle for loss chart with 22.5 in 2011
- ✦ Earned 2011 All-America and All-Big Ten Conference first-team honors from The NFL Draft Report as the scouting service named him the league's Player of the Year and National Defensive Lineman of the Year
- ✦ Mid-season All-America from Phil Steele's College Football and was selected National Defensive Lineman of the Week for his performance vs. Indiana (3.0 sacks) his senior season
- ✦ Led the nation in sacks per game (1.23) and fumbles forced per game (0.833) as a senior
- ✦ Recorded a career-high 57 total tackles (28 solo) with 16.0 sacks (105 yards) to tie the school season-record that was first set by Simeon Rice in 1994
- ✦ Played in all 13 games, starting two games at weak-side defensive end his junior season
- ✦ Recorded 16 total tackles (eight solo) with a 7-yard sack and three tackles for loss in 2010
- ✦ Recorded eight total tackles (four solo), two assisted sacks and 3.5 tackles for loss in 2009
- ✦ Redshirted as a freshman

PERSONAL:

- ✦ Attended Garfield High School in Akron, Ohio
- ✦ Played defensive end and tight end and earned Northeast Ohio Inland All-Star team, Cleveland Plain-Dealer Defensive All-Star team and All-District honors after leading the Rams to a 7-3 record in 2007
- ✦ A Prep Star All-Region and All-Akron City League choice,

VETERAN BIOS

he recorded 36 solo tackles with a pair of sacks, six stops

behind the line of scrimmage and four fumble recoveries, advancing one 36 yards for a score

WHITNEY MERCILUS' NFL REGULAR SEASON DEFENSIVE STATISTICS

DATE	TEAM	GP	GS	TACKLES							QBH	INTERCEPTIONS					FUMBLES			ST					MISC	
				TK	S	A	TFL	YDS	SK	YDS		NO	YDS	LG	TD	PD	FF	FR	YDS	TK	S	A	FF	FR	S	A
2012	Texans	16	4	18	15	3	6	0	6.0	17.0	7	0	0	0	0	1	2	1	0	7	5	2	0	0	0	0
2013	Texans	16	16	47	33	14	6	31	7.0	36.0	18	0	0	0	0	0	0	0	0	0	0	0	0	0	0	0
2014	Texans	15	13	50	31	19	9	35	5.0	30.0	11	0	0	0	0	0	2	0	0	0	0	0	0	0	0	0
2015	Texans	16	10	50	32	18	14	63	12.0	60.0	16	0	0	0	0	2	1	1	5	2	0	2	0	1	0	0
2016	Texans	15	15	53	36	17	13	57	7.5	56.5	22	0	0	0	0	1	1	4	7	0	0	0	0	0	0	0
2017	Texans	5	5	10	9	1	1	1	1.0	6.0	1	0	0	0	0	0	1	0	0	0	0	0	0	0	0	0
2018	Texans	16	9	39	22	17	5	28	4.0	28.0	14	0	0	0	0	0	2	0	0	0	0	0	0	0	0	0
2019	Texans	16	16	48	33	15	9	25	7.5	44.5	16	2	88	86	0	2	4	1	2	0	0	0	0	0	0	0
NFL TOTALS		115	88	315	211	104	63	240	50.0	278.0	105	2	88	86	0	6	13	7	14	9	5	4	0	1	0	0

WHITNEY MERCILUS' NFL POSTSEASON DEFENSIVE STATISTICS

DATE	TEAM	GP	GS	TACKLES							QBH	INTERCEPTIONS					FUMBLES			ST					MISC	
				TK	S	A	TFL	YDS	SK	YDS		NO	YDS	LG	TD	PD	FF	FR	YDS	TK	S	A	FF	FR	S	A
2012	Texans	2	0	1	0	1	0	0	0.0	0.0	0	0	0	0	0	0	0	0	0	1	1	0	0	0	0	0
2015	Texans	1	1	8	5	3	3	17	3.0	17.0	4	0	0	0	0	0	0	0	0	0	0	0	0	0	0	0
2016	Texans	2	2	11	7	4	4	23	3.0	20.0	5	0	0	0	0	1	0	0	0	0	0	0	0	0	0	0
2018	Texans	1	0	1	0	1	0	0	0.0	0.0	0	0	0	0	0	0	0	0	0	0	0	0	0	0	0	0
2019	Texans	2	2	5	3	2	0	0	1.0	0.0	4	0	0	0	0	0	1	0	0	0	0	0	0	0	0	0
NFL TOTALS		8	5	26	15	11	7	40	7.0	37.0	13	0	0	0	0	1	1	0	0	1	1	0	0	0	0	0

SINGLE-GAME HIGHS: DEFENSIVE

Total Tackles	9 vs. Philadelphia Eagles, Nov 02, 2014	Tackles For Loss	4 vs. Tennessee Titans, Nov 01, 2015
Sacks	3.5 vs. Jacksonville Jaguars, Jan 03, 2016 ...1 more at 3.5.	Interceptions	1 at Tennessee Titans, Dec 15, 2019 ...1 more at 1.
Passes Defensed	1 at Tennessee Titans, Dec 15, 2019 ...5 more at 1.	Interception Return Yards	86 at Tennessee Titans, Dec 15, 2019
Forced Fumbles	2 vs. Jacksonville Jaguars, Sep 15, 2019 ...1 more at 2.	Special Teams Tackles	2 vs. Baltimore Ravens, Oct 21, 2012 ...1 more at 2.
Fumble Recoveries	1 at Indianapolis Colts, Oct 20, 2019 ...6 more at 1.	Special Teams Fumble Recoveries	1 vs. Tampa Bay Buccaneers, Sep 27, 2015

SINGLE-GAME HIGHS - POSTSEASON: DEFENSIVE

Total Tackles	8 vs. Kansas City Chiefs, Jan 09, 2016	Forced Fumbles	1 vs. Buffalo Bills, Jan 04, 2020
Sacks	3.0 vs. Kansas City Chiefs, Jan 09, 2016	Tackles For Loss	3 vs. Oakland Raiders, Jan 07, 2017 ...1 more at 3.
Passes Defensed	1 at New England Patriots, Jan 14, 2017	Special Teams Tackles	1 at New England Patriots, Jan 13, 2013

VETERAN BIOS

2019 GAME-BY-GAME REGULAR SEASON STATISTICS (TEXANS)

W	DATE	OPPONENT	P/S	TACKLES								INTERCEPTIONS					FUMBLES			ST					MISC		W/L	SCORE
				TK	S	A	SK	YDS	TFL	YDS	QBH	NO	YDS	LG	TD	PD	FF	FR	YDS	TK	S	A	FF	FR	S	A		
01	09/09	at Saints	S	5	4	1	1.0	8.0	1	8	1	1	2	2	0	1	0	0	0	0	0	0	0	0	0	0	L	28-30
02	09/15	Jaguars	S	3	2	1	2.0	18.0	0	0	3	0	0	0	0	0	2	0	0	0	0	0	0	0	0	0	W	13-12
03	09/22	at Chargers	S	5	5	0	1.0	0.0	2	8	1	0	0	0	0	0	1	0	0	0	0	0	0	0	0	0	W	27-20
04	09/29	Panthers	S	2	1	1	1.0	13.0	0	0	1	0	0	0	0	0	1	0	0	0	0	0	0	0	0	0	L	10-16
05	10/06	Falcons	S	4	2	2	0.0	0.0	2	3	1	0	0	0	0	0	0	0	0	0	0	0	0	0	0	0	W	53-32
06	10/13	at Chiefs	S	0	0	0	0.0	0.0	0	0	0	0	0	0	0	0	0	0	0	0	0	0	0	0	0	0	W	31-24
07	10/20	at Colts	S	4	1	3	0.5	2.5	0	0	1	0	0	0	0	0	0	0	1	2	0	0	0	0	0	0	L	23-30
08	10/27	Raiders	S	6	4	2	0.0	0.0	2	2	0	0	0	0	0	0	0	0	0	0	0	0	0	0	0	0	W	27-24
09	11/03	at Jaguars	S	3	3	0	0.0	0.0	0	0	1	0	0	0	0	0	0	0	0	0	0	0	0	0	0	0	W	26-3
11	11/17	at Ravens	S	2	2	0	0.0	0.0	0	0	0	0	0	0	0	0	0	0	0	0	0	0	0	0	0	0	L	7-41
12	11/21	Colts	S	4	3	1	0.0	0.0	1	1	1	0	0	0	0	0	0	0	0	0	0	0	0	0	0	0	W	20-17
13	12/01	Patriots	S	1	0	1	0.0	0.0	0	0	1	0	0	0	0	0	0	0	0	0	0	0	0	0	0	0	W	28-22
14	12/08	Broncos	S	3	2	1	0.0	0.0	0	0	2	0	0	0	0	0	0	0	0	0	0	0	0	0	0	0	L	24-38
15	12/15	at Titans	S	2	2	0	0.0	0.0	0	0	1	1	86	86	0	1	0	0	0	0	0	0	0	0	0	0	W	24-21
16	12/21	at Buccaneers	S	4	2	2	2.0	3.0	1	3	2	0	0	0	0	0	0	0	0	0	0	0	0	0	0	0	W	23-20
17	12/29	Titans	S	0	0	0	0.0	0.0	0	0	0	0	0	0	0	0	0	0	0	0	0	0	0	0	0	0	L	14-35
2019 TOTALS			16-16	48	33	15	7.5	44.5	9	25	16	2	88	86	0	2	4	1	2	0	0	0	0	0	0	0	10-6	

2019 GAME-BY-GAME POSTSEASON STATISTICS (TEXANS)

W	DATE	OPPONENT	P/S	TACKLES								INTERCEPTIONS					FUMBLES			ST					MISC		W/L	SCORE
				TK	S	A	SK	YDS	TFL	YDS	QBH	NO	YDS	LG	TD	PD	FF	FR	YDS	TK	S	A	FF	FR	S	A		
01	01/04	Bills	S	4	2	2	1.0	0.0	0	0	3	0	0	0	0	0	1	0	0	0	0	0	0	0	0	0	W	22-19+
02	01/12	at Chiefs	S	1	1	0	0.0	0.0	0	0	1	0	0	0	0	0	0	0	0	0	0	0	0	0	0	0	L	31-51
2019 TOTALS			2-2	5	3	2	1.0	0.0	0	0	4	0	0	0	0	0	1	0	0	0	0	0	0	0	0	0	1-1	

+ - Overtime



STEVEN MITCHELL JR.

WIDE RECEIVER

5-10 | 186 | SOUTHERN CALIFORNIA

HOMETOWN: PASADENA, CALIF. | AGE: 26

2ND NFL SEASON | 2ND WITH TEXANS | ACQUIRED: FA-'18

2019 GP/GS: 3/1 | CAREER GP/GS: 4/1

TEAMS: HOU '18-'20; LAR '18



11

TRANSACTIONS: Signed by the Los Angeles Rams as a college free agent on May 1, 2018...Waived by the Rams on Sept. 1, 2018...Signed to the Rams practice squad on Sept. 2, 2018...Released from the Rams practice squad on Oct. 23, 2018...Signed to the Houston Texans practice squad on Oct. 29, 2018...Signed to the Texans active roster on Dec. 24, 2018...Waived by the Texans on Aug. 31, 2019...Signed to the Texans practice squad on Sept. 2, 2019...Signed to the Texans active roster on Oct. 22, 2019...Waived by the Texans on Nov. 21, 2019...Signed by the Texans on Nov. 23, 2019.

2019 (Houston 3/1, 0/0):

- ✦ Appeared in three games (one start) after spending Weeks 1-8 on the Texans practice squad. Pulled in two receptions for 37 yards (18.5 avg.) on the season
- ✦ Made his 2019 Texans debut vs. Oakland (10/27) and contributed on offense and special teams
- ✦ Contributed on offense in the win over Jacksonville in London (11/3)
- ✦ Waived before the Week 12 game but was re-signed prior to Week 13
- ✦ Notched his first NFL receptions with two catches for 37 yards (18.5 avg.) vs. Tennessee (12/9)

2018 (L.A. Rams 0/0; Houston 1/0, 0/0):

- ✦ Spent Weeks 1-7 on the Rams practice squad
- ✦ Added to the Texans practice squad prior to Week 9
- ✦ Signed to the Texans active roster on Dec. 24, 2018
- ✦ Made his NFL debut and contributed on offense vs. Jacksonville (12/30)
- ✦ Inactive in the Wild Card Round vs. Indianapolis (1/5/19)

COLLEGE:

- ✦ Played four seasons (2014-17) at the University of Southern California in Los Angeles after redshirting the 2013 season and tallied 109 career receptions for 1,287 yards (11.8 avg.) and 11 touchdowns
- ✦ Left school ranked 25th in program history with 1,287

career receiving yards after appeared in 42 games with 18 starts over four seasons for the Trojans

- ✦ Registered 31 receptions for 644 yards (15.7 avg.) and four touchdowns in 12 games with seven starts as a redshirt senior and received All-Pac 12 honorable mention
- ✦ Appeared in the first seven games of the season with three starts as a redshirt junior in 2016 and notched 24 receptions for 226 yards (9.4 avg.) and one touchdown and returned five kickoffs for 91 yards (18.2 avg.)
- ✦ Ranked second on the team with 37 receptions for 335 yards (9.1 avg.) and four touchdowns in 12 games with six starts as a redshirt sophomore
- ✦ Played in 11 games with two starts as a redshirt freshman in 2014 and recorded seven receptions for 82 yards and two touchdowns for the season

PERSONAL:

- ✦ Attended Bishop Alemany High School in Mission Hills, Calif.
- ✦ Named to the Prep Star All-American Dream Team, *Orange County Register* Fab 15 First Team, *Tacoma News Tribune* Western 100, ESPN 150, Cal-Hi Sports All-State First Team, Max Preps All-State Division I First Team, All-CIF Pac-5, *Los Angeles Times* All-Area, *Los Angeles Daily News* All-Area First Team and All-Serra League Co-MVP as a senior in 2012
- ✦ Recorded 62 receptions for 1,100 yards (17.7 avg.) and 13 touchdowns and ran for 202 yards with five touchdowns in 2012
- ✦ Caught 50 passes for 1,006 yards (20.1 avg.), rushed for 312 yards and scored 19 total touchdowns (11 receiving, five rushing, one kickoff return, one punt return and one interception returned for a touchdown) as a junior in 2011
- ✦ Named to the Cal-Hi Sports All-State Underclass first team and *Los Angeles Daily News* All-Area first team as a junior
- ✦ Received his bachelor's degree in communication from USC in the spring of 2016 and worked toward his master's degree in communication management during his senior season in 2017

VETERAN BIOS

STEVEN MITCHELL JR.'S NFL REGULAR SEASON RUSHING/RECEIVING STATISTICS

DATE	TEAM	GP	GS	RECEIVING					RUSHING				
				NO.	YDS	AVG	LG	TD	NO.	YDS.	AVG.	LG	TD
2018	Rams	0	0	0	0	0.0	0	0	0	0	0.0	0	0
2018	Texans	1	0	0	0	0.0	0	0	0	0	0.0	0	0
2018	TOTAL	1	0	0	0	0.0	0	0	0	0	0.0	0	0
2019	Texans	3	1	2	37	18.5	21	0	0	0	0.0	0	0
NFL TOTALS		4	1	2	37	18.5	21	0	0	0	0.0	0	0

STEVEN MITCHELL JR.'S NFL POSTSEASON RUSHING/RECEIVING STATISTICS

DATE	TEAM	GP	GS	RECEIVING					RUSHING				
				NO.	YDS	AVG	LG	TD	NO.	YDS.	AVG.	LG	TD
2018	Texans	0	0	0	0	0.0	0	0	0	0	0.0	0	0
2019	Texans	0	0	0	0	0.0	0	0	0	0	0.0	0	0
NFL TOTALS		0	0	0	0	0.0	0	0	0	0	0.0	0	0

SINGLE-GAME HIGHS: RUSHING/RECEIVING

Receptions	2 vs. Tennessee Titans, Dec 29, 2019	Longest Receptions	21 vs. Tennessee Titans, Dec 29, 2019
Receiving Yards	37 vs. Tennessee Titans, Dec 29, 2019	All-purpose yards	37 vs. Tennessee Titans, Dec 29, 2019

2019 GAME-BY-GAME REGULAR SEASON STATISTICS (TEXANS)

W	DATE	OPPONENT	P/S	RECEIVING					RUSHING					W/L	SCORE
				NO	YDS	AVG	LG	TD	NO	YDS	AVG	LG	TD		
01	09/09	at Saints												L	28-30
02	09/15	Jaguars												W	13-12
03	09/22	at Chargers												W	27-20
04	09/29	Panthers												L	10-16
05	10/06	Falcons												W	53-32
06	10/13	at Chiefs												W	31-24
07	10/20	at Colts												L	23-30
08	10/27	Raiders	P	0	0	0.0	0	0	0	0.0	0	0	0	W	27-24
09	11/03	at Jaguars	P	0	0	0.0	0	0	0	0.0	0	0	0	W	26-3
11	11/17	at Ravens												L	7-41
12	11/21	Colts												W	20-17
13	12/01	Patriots												W	28-22
14	12/08	Broncos												L	24-38
15	12/15	at Titans												W	24-21
16	12/21	at Buccaneers												W	23-20
17	12/29	Titans	S	2	37	18.5	21	0	0	0.0	0	0	0	L	14-35
2019 TOTALS		3-1		2	37	18.5	21	0	0	0	0.0	0	0	10-6	

2019 GAME-BY-GAME POSTSEASON STATISTICS (TEXANS)

W	DATE	OPPONENT	P/S	RECEIVING					RUSHING					W/L	SCORE
				NO	YDS	AVG	LG	TD	NO	YDS	AVG	LG	TD		
01	01/04	Bills												W	22-19+
02	01/12	at Chiefs												L	31-51
2019 TOTALS		0-0		0	0	0.0	0	0	0	0.0	0	0	0	1-1	

+ - Overtime



A.J. MOORE JR.

SAFETY

5-11 | 200 | MISSISSIPPI

HOMETOWN: BASSFIELD, MISS. | AGE: 24

3RD NFL SEASON | 3RD WITH TEXANS | ACQUIRED: W-'18 (NE)

2019 GP/GS (POST): 16/0 (2/0) | CAREER GP/GS (POST): 32/0 (3/0)

TEAMS: HOU '18-20



33

TRANSACTIONS: Signed by the New England Patriots as a college free agent on May 11, 2018...Waived by the Patriots on Sept. 1, 2018...Claimed off waivers by the Houston Texans on Sept. 2, 2018.

2019 (Houston 16/0, 2/0):

- ✦ Saw action in all 16 games in his second season and led the Texans with a single-season career-high 12 special teams tackles. Added two solo tackles and one tackle for loss on defense
- ✦ Played in the season opener at New Orleans (9/9) and recorded one special teams tackle
- ✦ Recorded two special teams tackles in the win vs. Jacksonville (9/15)
- ✦ Saw action on special teams vs. Carolina (9/29), notching one special teams tackle in the contest
- ✦ Posted one special teams tackle in the win at Kansas City (10/13)
- ✦ Notched one special teams tackle at Indianapolis (10/20)
- ✦ Registered one total tackle and his first career tackle for loss at Baltimore (11/17), bringing down Ravens TE Mark Andrews behind the line on a fake field goal attempt
- ✦ Notched one special teams tackle and recovered a blocked field goal at Tennessee (12/15)
- ✦ Tallied a career-high three total special teams tackles at Tampa Bay (12/21)
- ✦ Recorded one solo tackle on defense and two tackles on special teams vs. Tennessee (12/29)
- ✦ Posted one quarterback hit and one special teams tackle in the win over Buffalo in the Wild Card Round (1/4/20)

2018 (Houston 16/0, 1/0):

- ✦ Finished with a team-leading 11 special teams tackles in 16 games as a rookie
- ✦ Made his NFL debut and contributed on special teams at New England (9/9)
- ✦ Appeared on special teams at Tennessee (9/16)
- ✦ Notched his first-career special teams total tackle vs. the N.Y. Giants (9/23)
- ✦ Registered one special teams tackle at Indianapolis (9/30)
- ✦ Appeared on special teams vs. Buffalo (10/14)
- ✦ Notched one special teams tackle and downed P Trevor Daniel's 55-yard punt at the 1-yard line at Jacksonville (10/21)
- ✦ Led the team with a career-high two special teams tackles at Denver (11/4)
- ✦ Recorded one special teams tackle at Washington (11/18)

- ✦ Contributed on special teams and recorded a fumble recovery vs. Tennessee (11/27)
- ✦ Tallied one special teams tackle vs. Cleveland (12/2)
- ✦ Notched two special teams tackles vs. Indianapolis (12/9). Leads the team with nine special teams tackles in 2018
- ✦ Recorded one special teams tackle at Philadelphia (12/23)
- ✦ Contributed on special teams in his postseason debut in the Wild Card Round vs. Indianapolis (1/5/19)

COLLEGE:

- ✦ Played four seasons (2014-17) at the University of Mississippi in Oxford, Miss., and appeared in 37 career games over four seasons for the Rebels, recording 132 total tackles, 2.0 sacks, five passes defended, three fumble recoveries and two forced fumbles
- ✦ Started every game at the nickel position as a senior and recorded a career-high 48 total tackles, three tackles for loss, 1.0 sack and three passes defended
- ✦ Recorded 42 total tackles and ranked fourth on the team with five tackles for loss as a junior, appearing in all 12 games as a reserve and on special teams
- ✦ Notched 26 total tackles, 1.0 sack, two forced fumbles and two fumble recoveries in eight games as a sophomore
- ✦ Tallied 16 total tackles, 1.5 tackles for loss and one pass breakup in seven games as a true freshman

PERSONAL:

- ✦ Attended Bassfield (Miss.) High School
- ✦ Earned first-team all-state honors as a linebacker by *The Clarion-Ledger* after recording 132 total tackles, 11 tackles for loss and 3.5 sacks in addition to five rushing touchdowns as a senior in 2013
- ✦ Named the Class 2A Defensive Player of the Year and Region 7-2A Defensive Player of the Year by the Mississippi Association of Coaches
- ✦ Led Bassfield to a 15-1 record and a second-consecutive Class 2A state championship as a senior
- ✦ Earned second-team Class 2A all-state honors by the Mississippi Association of Coaches as a junior
- ✦ Led Bassfield to a 16-0 record and a 2A state championship in 2012
- ✦ Participated in track and field and placed runner-up to former Ole Miss teammate Kailo Moore in the 100 and 200 meters at the 2013 Class 2A state track and field meet as a senior
- ✦ Twin brother, C.J., plays safety for the Detroit Lions
- ✦ General studies major at Ole Miss

VETERAN BIOS

A.J. MOORE JR.'S NFL REGULAR SEASON DEFENSIVE STATISTICS

DATE	TEAM	GP	GS	TACKLES								INTERCEPTIONS						FUMBLES			ST					MISC	
				TK	S	A	TFL	YDS	SK	YDS	QBH	NO	YDS	LG	TD	PD	FF	FR	YDS	TK	S	A	FF	FR	S	A	
2018	Texans	16	0	0	0	0	0	0	0.0	0.0	0	0	0	0	0	0	0	0	0	11	7	4	0	1	0	0	
2019	Texans	16	0	2	2	0	1	2	0.0	0.0	0	0	0	0	0	0	0	0	0	12	7	5	0	0	0	0	
NFL TOTALS		32	0	2	2	0	1	2	0.0	0.0	0	0	0	0	0	0	0	0	0	23	14	9	0	1	0	0	

A.J. MOORE JR.'S NFL POSTSEASON DEFENSIVE STATISTICS

DATE	TEAM	GP	GS	TACKLES								INTERCEPTIONS						FUMBLES			ST					MISC	
				TK	S	A	TFL	YDS	SK	YDS	QBH	NO	YDS	LG	TD	PD	FF	FR	YDS	TK	S	A	FF	FR	S	A	
2018	Texans	1	0	0	0	0	0	0	0.0	0.0	0	0	0	0	0	0	0	0	0	0	0	0	0	0	0		
2019	Texans	2	0	0	0	0	0	0	0.0	0.0	1	0	0	0	0	0	0	0	0	0	1	0	1	0	0	0	0
NFL TOTALS		3	0	0	0	0	0	0	0.0	0.0	1	0	0	0	0	0	0	0	0	0	1	0	1	0	0	0	0

SINGLE-GAME HIGHS: DEFENSIVE

Total Tackles 1 vs. Tennessee Titans, Dec 29, 2019
 ...1 more at 1.
Tackles For Loss 1 at Baltimore Ravens, Nov 17, 2019

Special Teams Tackles 3 at Tampa Bay Buccaneers, Dec 21, 2019
Special Teams Fumble Recoveries 1 vs. Tennessee Titans, Nov 26, 2018

SINGLE-GAME HIGHS - POSTSEASON: DEFENSIVE

Special Teams Tackles 1 vs. Buffalo Bills, Jan 04, 2020

2019 GAME-BY-GAME REGULAR SEASON STATISTICS (TEXANS)

				TACKLES							INTERCEPTIONS					FUMBLES			ST					MISC					
W	DATE	OPPONENT	P/S	TK	S	A	SK	YDS	TFL	YDS	QBH	NO	YDS	LG	TD	PD	FF	FR	YDS	TK	S	A	FF	FR	S	A	W/L	SCORE	
01	09/09	at Saints	P	0	0	0	0.0	0.0	0	0	0	0	0	0	0	0	0	0	0	1	1	0	0	0	0	0	0	L	28-30
02	09/15	Jaguars	P	0	0	0	0.0	0.0	0	0	0	0	0	0	0	0	0	0	0	2	2	0	0	0	0	0	0	W	13-12
03	09/22	at Chargers	P	0	0	0	0.0	0.0	0	0	0	0	0	0	0	0	0	0	0	0	0	0	0	0	0	0	0	W	27-20
04	09/29	Panthers	P	0	0	0	0.0	0.0	0	0	0	0	0	0	0	0	0	0	0	1	0	1	0	0	0	0	0	L	10-16
05	10/06	Falcons	P	0	0	0	0.0	0.0	0	0	0	0	0	0	0	0	0	0	0	0	0	0	0	0	0	0	0	W	53-32
06	10/13	at Chiefs	P	0	0	0	0.0	0.0	0	0	0	0	0	0	0	0	0	0	0	1	1	0	0	0	0	0	0	W	31-24
07	10/20	at Colts	P	0	0	0	0.0	0.0	0	0	0	0	0	0	0	0	0	0	0	1	1	0	0	0	0	0	0	L	23-30
08	10/27	Raiders	P	0	0	0	0.0	0.0	0	0	0	0	0	0	0	0	0	0	0	0	0	0	0	0	0	0	0	W	27-24
09	11/03	at Jaguars	P	0	0	0	0.0	0.0	0	0	0	0	0	0	0	0	0	0	0	0	0	0	0	0	0	0	0	W	26-3
11	11/17	at Ravens	P	1	1	0	0.0	0.0	1	2	0	0	0	0	0	0	0	0	0	0	0	0	0	0	0	0	0	L	7-41
12	11/21	Colts	P	0	0	0	0.0	0.0	0	0	0	0	0	0	0	0	0	0	0	0	0	0	0	0	0	0	0	W	20-17
13	12/01	Patriots	P	0	0	0	0.0	0.0	0	0	0	0	0	0	0	0	0	0	0	0	0	0	0	0	0	0	0	W	28-22
14	12/08	Broncos	P	0	0	0	0.0	0.0	0	0	0	0	0	0	0	0	0	0	0	0	0	0	0	0	0	0	0	L	24-38
15	12/15	at Titans	P	0	0	0	0.0	0.0	0	0	0	0	0	0	0	0	0	0	0	1	0	1	0	0	0	0	0	W	24-21
16	12/21	at Buccaneers	P	0	0	0	0.0	0.0	0	0	0	0	0	0	0	0	0	0	0	3	2	1	0	0	0	0	0	W	23-20
17	12/29	Titans	P	1	1	0	0.0	0.0	0	0	0	0	0	0	0	0	0	0	0	2	0	2	0	0	0	0	0	L	14-35
2019 TOTALS			16-0	2	2	0	0.0	0.0	1	2	0	0	0	0	0	0	0	0	0	12	7	5	0	0	0	0	10-6		

2019 GAME-BY-GAME POSTSEASON STATISTICS (TEXANS)

			TACKLES								INTERCEPTIONS						FUMBLES			ST					MISC				
W	DATE	OPPONENT	P/S	TK	S	A	SK	YDS	TFL	YDS	QBH	NO	YDS	LG	TD	PD	FF	FR	YDS	TK	S	A	FF	FR	S	A	W/L	SCORE	
01	01/04	Bills	P	0	0	0	0.0	0.0	0	0	1	0	0	0	0	0	0	0	0	1	0	1	0	0	0	0	W	22-19+	
02	01/12	at Chiefs	P	0	0	0	0.0	0.0	0	0	0	0	0	0	0	0	0	0	0	0	0	0	0	0	0	0	L	31-51	
2019 TOTALS			2-0	0	0	0	0.0	0.0	0	0	1	0	0	0	0	0	0	0	0	0	1	0	1	0	0	0	0	1-1	

+ - Overtime



KYLE MURPHY

TACKLE

6-6 | 305 | STANFORD

HOMETOWN: MISSION VIEJO, CALIF. | AGE: 26

4TH NFL SEASON | 1ST WITH TEXANS | ACQUIRED: FA-'19

CAREER GP/GS: 6/3

TEAMS: GB '16-18; HOU '19-20; LAR '19



68

TRANSACTIONS: Selected by the Green Bay Packers in the sixth round (200th overall) of the 2016 NFL Draft...Waived by the Packers on Dec. 27, 2018...Signed to the Los Angeles Rams practice squad on Dec. 29, 2018...Released from the Rams practice squad on Feb. 4, 2019...Signed by the Rams on Feb 6, 2019...Waived by the Rams on April 16, 2019...Signed to the Houston Texans practice squad on October 16, 2019...Signed by the Texans on Jan. 13, 2020.

2019 (Houston 0/0, 0/0):

- Spent Weeks 7-17 on the Texans practice squad

2018 (Green Bay 0/0; L.A. Rams 0/0):

- Signed to the Rams practice squad prior to Week 17 and spent the entire postseason on the Rams practice squad
- Spent the preseason with the Packers before being placed on the Reserve/Injured list prior to Week 1

2017 (Green Bay 3/3):

- Started in the first three games before being placed on the Reserve/Injured list for the remainder of the season
- Started at left tackle vs. Cincinnati (9/24), protecting QB Aaron Rodgers for his fifth-consecutive 300-yard performance, which was a franchise record
- Started at left tackle at Atlanta (9/17) and played in 100 percent of offensive snaps, blocking for QB Aaron Rodgers who threw for 343 yards and two touchdowns
- Made his first career start vs. Seattle (9/10), starting at right guard and playing every offensive snap Helped the Packers offense record 26 first downs, the most in a season opener in franchise history

2016 (Green Bay 3/0, 0/0):

- Played in three games as a rookie, serving as a reserve

offensive lineman

- Made his NFL debut at Washington (11/20), seeing action at right guard
- Active at Atlanta (10/30) but did not see any action
- Inactive for all 12 of the other contests

COLLEGE:

- Played four years (2012-15) at Stanford (Calif.) University, appearing in 54 career games with 34 starts, including 27 consecutive to end his college career
- Member of an offensive line that finished in the top three among Pac-12 teams in sacks allowed in all four of his seasons (2012-15)
- Over his four years with the Cardinal, made a bowl appearance all four years and won three Pac-12 titles (2012, 2013, 2015)

PERSONAL:

- Attended San Clemente (Calif.) High School where he was a four-year letter winner at offensive tackle and defensive end
- Rated as the third-best high school offensive tackle and 19th top overall recruit in the nation by Rivals.com
- Was a three-time All-South Coast Conference selection
- Named Most Valuable Player of the South Coast Conference as a senior
- Participated in the 2012 U.S. Army All-American Bowl and received the Glenn Davis Award, given annually to a player on the West team who best epitomizes the U.S. Army's high standards of excellence in community service, education and athletic excellence
- Participated in the shot put on the high school track and field team where he was a Sea View League champion
- His brother, Kevin, played at Harvard from 2008-11 and then with the Minnesota Vikings from 2012-13

VETERAN BIOS

KYLE MURPHY'S NFL REGULAR SEASON STATISTICS

DATE	TEAM	GP	GS
2016	Packers	3	0
2017	Packers	3	3
2018	Packers	0	0
2019	Rams	0	0
2019	Texans	0	0
2019	TOTAL	0	0
NFL TOTALS		6	3

KYLE MURPHY'S NFL POSTSEASON STATISTICS

DATE	TEAM	GP	GS
2016	Packers	0	0
2019	Texans	0	0
NFL TOTALS		0	0

2019 GAME-BY-GAME REGULAR SEASON STATISTICS (RAMS/TEXANS)

W	DATE	OPPONENT	P/S		W/L	SCORE
01	09/08	at Panthers		NOT ON ROSTER	W	30-27
02	09/15	Saints		NOT ON ROSTER	W	27-9
03	09/22	at Browns		NOT ON ROSTER	W	20-13
04	09/29	Buccaneers		NOT ON ROSTER	L	40-55
05	10/03	at Seahawks		NOT ON ROSTER	L	29-30
06	10/13	49ers		NOT ON ROSTER	L	7-20
				Went from Rams to Texans .		
07	10/20	at Colts		PRACTICE SQUAD	L	23-30
08	10/27	Raiders		PRACTICE SQUAD	W	27-24
09	11/03	at Jaguars		PRACTICE SQUAD	W	26-3
11	11/17	at Ravens		PRACTICE SQUAD	L	7-41
12	11/21	Colts		PRACTICE SQUAD	W	20-17
13	12/01	Patriots		PRACTICE SQUAD	W	28-22
14	12/08	Broncos		PRACTICE SQUAD	L	24-38
15	12/15	at Titans		PRACTICE SQUAD	W	24-21
16	12/21	at Buccaneers		PRACTICE SQUAD	W	23-20
17	12/29	Titans		PRACTICE SQUAD	L	14-35
2019 TOTALS			0-0		9-7	

2019 GAME-BY-GAME POSTSEASON STATISTICS (TEXANS)

W	DATE	OPPONENT	P/S		W/L	SCORE
01	01/04	Bills		PRACTICE SQUAD	W	22-19+
02	01/12	at Chiefs		PRACTICE SQUAD	L	31-51
2019 TOTALS			0-0		1-1	

+ - Overtime



ERIC MURRAY

SAFETY

5-11 | 199 | MINNESOTA

HOMETOWN: MILWAUKEE, WISC. | AGE: 26

5TH NFL SEASON | 1ST WITH TEXANS | ACQUIRED: UFA-'20 (CLE)

2019 GP/GS: 9/4 | CAREER GP/GS (POST): 54/15 (4/0)

TEAMS: KC '16-'18; CLE '19; HOU '20



23

TRANSACTIONS: Selected by the Kansas City Chiefs in the fourth round (106th overall) of the 2016 NFL Draft...Traded to the Cleveland Browns on April 1, 2019...Signed by the Houston Texans as an unrestricted free agent on March 21, 2020.

2019 (Cleveland 9/4):

- ✦ Saw action in nine games (four starts) with the Browns, finishing the season with 23 tackles (15 solo), three tackles for loss, 1.0 sack, one quarterback hit and one pass defended
- ✦ Missed Weeks 9-15 with an injury but returned in Week 16
- ✦ Played in every defensive snap and recorded a season-high five total tackles (three solo) and added one tackle for loss and one pass defended vs. the L.A. Rams (9/22)
- ✦ Logged the second sack of his career at New England (10/27), dropping Patriots QB Tom Brady for a loss of four yards to force a punt

2018 (Kansas City 15/9, 2/0):

- ✦ Appeared in 15 games and started in a career-high nine, notching a single-season career high in tackles with 55 and added his first career interception, one tackle for loss, one quarterback hit and two passes defended
- ✦ Posted a single-game career-high nine total tackles (four solo) at the L.A. Chargers (9/9)
- ✦ Registered six total tackles (five solo) and his first career interception at Denver (10/1), picking off Broncos QB Case Keenum in the third quarter

2017 (Kansas City 14/2, 1/0):

- ✦ Played in 14 games (two starts) and logged 30 total tackles (26 solo), 1.0 sack, two tackles for loss, one quarterback hit and a single-season career-high five passes defended. Added six special teams tackles
- ✦ Registered a single-game career high with two passes defended vs. Philadelphia (9/17), and added a season-high six total tackles
- ✦ Notched his first career tackle for loss and added four solo

tackles vs. Washington (10/2)

- ✦ Made his first career start at Houston (10/8) and recorded one solo tackle on defense and one tackle on special teams
- ✦ Logged his first career sack against the L.A. Chargers (12/16), bringing down QB Philip Rivers for a loss of nine yards that forced a Chargers punt. Added two total tackles, one tackle for loss and one quarterback hit in the contest

2016 (Kansas City 16/0, 1/0):

- ✦ Appeared in all 16 games of his rookie season, primarily on special teams
- ✦ Notched three total tackles (three solo) and one fumble recovery on defense, while adding six solo tackles on special teams

COLLEGE:

- ✦ Played in 52 games (39 starts) at the University of Minnesota in Minneapolis and racked up 192 tackles, two interceptions, 24 passes defended, three forced fumbles, three fumble recoveries and two blocked kicks
- ✦ Earned All-Big Ten second team honors as a junior and All-Big Ten third-team honors as a senior Received the Carl Eller Award (team's top defensive player) in 2015 and was named the team's Defensive Back of the Year

PERSONAL:

- ✦ Attended Riverside University High School in Milwaukee, where he played on both sides of the ball at running back and cornerback
- ✦ As a senior, rushed for 444 yards and six touchdowns, while tallying 434 receiving yards and five receiving touchdowns on offense and three interceptions on defense
- ✦ Earned first-team all-state honors as a defensive back, helping Riverside to an 11-2 record and a city championship in 2011
- ✦ Son of Lela Peavy

VETERAN BIOS

ERIC MURRAY'S NFL REGULAR SEASON DEFENSIVE STATISTICS

DATE	TEAM	GP	GS	TACKLES								INTERCEPTIONS						FUMBLES			ST						MISC	
				TK	S	A	TFL	YDS	SK	YDS	QBH	NO	YDS	LG	TD	PD	FF	FR	YDS	TK	S	A	FF	FR	S	A		
2016	Chiefs	16	0	3	3	0	0	0	0.0	0.0	0	0	0	0	0	0	0	1	0	6	6	0	0	0	0	0	0	
2017	Chiefs	14	2	30	26	4	2	13	1.0	9.0	1	0	0	0	0	5	0	0	0	6	5	1	0	0	0	0	0	
2018	Chiefs	15	9	55	43	12	1	11	0.0	0.0	1	1	0	0	0	2	0	0	0	0	0	0	0	0	0	0	0	
2019	Browns	9	4	23	15	8	3	8	1.0	4.0	1	0	0	0	0	1	0	0	0	1	0	1	0	0	0	0	0	
NFL TOTALS		54	15	111	87	24	6	32	2.0	13.0	3	1	0	0	0	8	0	1	0	13	11	2	0	0	0	0	0	

ERIC MURRAY'S NFL POSTSEASON DEFENSIVE STATISTICS

DATE	TEAM	GP	GS	TACKLES								INTERCEPTIONS						FUMBLES			ST						MISC			
				TK	S	A	TFL	YDS	SK	YDS	QBH	NO	YDS	LG	TD	PD	FF	FR	YDS	TK	S	A	FF	FR						
2016	Chiefs	1	0	0	0	0	0	0	0.0	0.0	0	0	0	0	0	0	0	0	0	0	0	0	1	1	0	0	0	0	0	0
2017	Chiefs	1	0	1	1	0	0	0	0.0	0.0	0	0	0	0	0	0	0	0	0	0	0	0	0	0	0	0	0	0	0	0
2018	Chiefs	2	0	7	5	2	0	0	0.0	0.0	0	0	0	0	0	0	0	0	0	0	0	0	3	2	1	0	0	0	0	0
NFL TOTALS		4	0	8	6	2	0	0	0.0	0.0	0	0	0	0	0	0	0	0	0	0	0	0	4	3	1	0	0	0	0	0

SINGLE-GAME HIGHS: DEFENSIVE

Total Tackles	9 at Los Angeles Chargers, Sep 09, 2018	Tackles For Loss	2 at New England Patriots, Oct 27, 2019
Sacks	1.0 at New England Patriots, Oct 27, 2019 ...1 more at 1.0.	Interceptions	1 at Denver Broncos, Oct 01, 2018
Passes Defensed	2 vs. Philadelphia Eagles, Sep 17, 2017	Special Teams Tackles	1 at New England Patriots, Oct 27, 2019 ...12 more at 1.
Fumble Recoveries	1 vs. New York Jets, Sep 25, 2016		

SINGLE-GAME HIGHS - POSTSEASON: DEFENSIVE

Total Tackles	5 vs. Indianapolis Colts, Jan 12, 2019	Special Teams Tackles	2 vs. Indianapolis Colts, Jan 12, 2019
----------------------	--	------------------------------	--

2019 GAME-BY-GAME REGULAR SEASON STATISTICS (BROWNS)

2019 GAME BY GAME RECENT PERSON STATISTICS (CROFTING)																													
				TACKLES							INTERCEPTIONS					FUMBLES			ST				MISC						
W	DATE	OPPONENT	P/S	TK	S	A	SK	YDS	TFL	YDS	QBH	NO	YDS	LG	TD	PD	FF	FR	YDS	TK	S	A	FF	FR	S	A	W/L	SCORE	
01	09/08	Titans	P	0	0	0	0.0	0.0	0	0	0	0	0	0	0	0	0	0	0	0	0	0	0	0	0	0	L	13-43	
02	09/16	at Jets	S	3	1	2	0.0	0.0	0	0	0	0	0	0	0	0	0	0	0	0	0	0	0	0	0	0	W	23-3	
03	09/22	Rams	S	5	3	2	0.0	0.0	1	4	0	0	0	0	0	1	0	0	0	0	0	0	0	0	0	0	L	13-20	
04	09/29	at Ravens	S	4	3	1	0.0	0.0	0	0	0	0	0	0	0	0	0	0	0	0	0	0	0	0	0	0	W	40-25	
05	10/07	at 49ers	P	4	3	1	0.0	0.0	0	0	0	0	0	0	0	0	0	0	0	0	0	0	0	0	0	0	L	3-31	
06	10/13	Seahawks	P	2	2	0	0.0	0.0	0	0	0	0	0	0	0	0	0	0	0	0	0	0	0	0	0	0	L	28-32	
08	10/27	at Patriots	P	4	3	1	1.0	4.0	2	4	1	0	0	0	0	0	0	0	0	0	1	0	1	0	0	0	L	13-27	
09	11/03	at Broncos		INACTIVE																								L	19-24
10	11/10	Bills		INACTIVE																								W	19-16
11	11/14	Steelers		INACTIVE																								W	21-7
12	11/24	Dolphins		INACTIVE																								W	41-24
13	12/01	at Steelers		INACTIVE																								L	13-20
14	12/08	Bengals		INACTIVE																								W	27-19
15	12/15	at Cardinals		INACTIVE																								L	24-38
16	12/22	Ravens	P	0	0	0	0.0	0.0	0	0	0	0	0	0	0	0	0	0	0	0	0	0	0	0	0	L	15-31		
17	12/29	at Bengals	S	1	0	1	0.0	0.0	0	0	0	0	0	0	0	0	0	0	0	0	0	0	0	0	0	L	23-33		
2019 TOTALS			9-4	23	15	8	1.0	4.0	3	8	1	0	0	0	0	1	0	0	0	1	0	1	0	0	0	0	6-10		



ELIJAH NKANSAH

TACKLE

6-5 | 315 | TOLEDO

HOMETOWN: MASON, OHIO | AGE: 25

1ST NFL SEASON | 1ST WITH TEXANS | ACQUIRED: FA-'19

CAREER GP/GS: 1/0

TEAMS: SEA '18-'19; HOU '19-'20



75

TRANSACTIONS: Signed by the Tennessee Titans as a college free agent on May 11, 2018...Waived by the Titans on Sept. 1, 2018...Signed to the Seattle Seahawks practice squad on Sept. 3, 2018...Signed to the Seahawks active roster from the practice squad on Dec. 22, 2018...Waived by the Seahawks on Aug. 31, 2019...Signed to the Seahawks practice squad on Sept. 1, 2019...Released from the Seahawks practice squad on Sept. 7, 2019...Signed to the Seahawks practice squad on Sept. 18, 2019...Released from the Seahawks practice squad on Sept. 28, 2019...Signed to the Houston Texans practice squad on Oct. 2, 2019...Signed to the Texans active roster on Dec. 28, 2019.

2019 (Houston 0/0, 0/0):

- Spent the preseason with the Seahawks and Week 3 on the Seahawks practice squad before being waived and signed to the Texans practice squad prior to Week 5
- Promoted to the active roster for Week 17 and both playoff contests

2018 (Seattle 1/0):

- Spent Weeks 1-15 on the Seahawks practice squad before

being promoted to the active roster for Weeks 16-17

- Inactive in Week 17
- Made his NFL debut in Week 16 vs. Kansas City (12/23)

COLLEGE:

- Played four seasons (2014-17) at the University of Toledo (Ohio) and appeared in 40 games for the Rockets
- As a senior, part of an offensive line that paved the way for an offense that led the MAC in total offense (483.9) and ranked second in passing offense (279.9), second in scoring (36.4) and third in rushing offense (204.0)
- Earned first team All-MAC honors as a senior in 2017

PERSONAL:

- Attended Mason (Ohio) High School where he earned first team all-league and second team all-district honors as a senior
- Selected to the Cincinnati Enquirer's top 50 watch list
- Selected to participate in the Ohio North-South All-Star Game
- Son of Amy Mason

ELIJAH NKANSAH'S NFL REGULAR SEASON STATISTICS

DATE	TEAM	GP	GS
2018	Seahawks	1	0
2019	Seahawks	0	0
2019	Texans	0	0
2019	TOTAL	0	0
NFL TOTALS		1	0

ELIJAH NKANSAH'S NFL POSTSEASON STATISTICS

DATE	TEAM	GP	GS
2018	Seahawks	0	0
2019	Texans	0	0
NFL TOTALS		0	0

VETERAN BIOS

2019 GAME-BY-GAME REGULAR SEASON STATISTICS (SEAHAWKS/TEXANS)

W	DATE	OPPONENT	P/S		W/L	SCORE
01	09/08	Bengals		PRACTICE SQUAD	W	21-20
03	09/22	Saints		PRACTICE SQUAD	L	27-33
04	09/29	at Cardinals		PRACTICE SQUAD	W	27-10
				Went from Seahawks to Texans .		
05	10/06	Falcons		PRACTICE SQUAD	W	53-32
06	10/13	at Chiefs		PRACTICE SQUAD	W	31-24
07	10/20	at Colts		PRACTICE SQUAD	L	23-30
08	10/27	Raiders		PRACTICE SQUAD	W	27-24
09	11/03	at Jaguars		PRACTICE SQUAD	W	26-3
11	11/17	at Ravens		PRACTICE SQUAD	L	7-41
12	11/21	Colts		PRACTICE SQUAD	W	20-17
13	12/01	Patriots		PRACTICE SQUAD	W	28-22
14	12/08	Broncos		PRACTICE SQUAD	L	24-38
15	12/15	at Titans		PRACTICE SQUAD	W	24-21
16	12/21	at Buccaneers		PRACTICE SQUAD	W	23-20
17	12/29	Titans		DID NOT PLAY	L	14-35
2019 TOTALS			0-0		10-5	

2019 GAME-BY-GAME POSTSEASON STATISTICS (TEXANS)

W	DATE	OPPONENT	P/S		W/L	SCORE
01	01/04	Bills		INACTIVE	W	22-19+
02	01/12	at Chiefs		INACTIVE	L	31-51
2019 TOTALS			0-0		1-1	

+ - Overtime



CHARLES OMENIHU

DEFENSIVE END

6-5 | 280 | TEXAS

HOMETOWN: HOUSTON, TEXAS | AGE: 22

2ND NFL SEASON | 2ND WITH TEXANS | ACQUIRED: D5-'19

2019 GP/GS (POST): 14/0 (2/0) | CAREER GP/GS (POST): 14/0 (2/0)

TEAMS: HOU '19-20



94

TRANSACTIONS: Selected by the Houston Texans with the 23rd pick of the fifth round (161st overall) in the 2019 NFL Draft.

2019 (Houston 14/0, 2/0):

- ✦ Played in 14 regular season games as a rookie and racked up 13 total tackles (eight solo), two tackles for loss, 3.0 sacks, five quarterback hits, two passes defended and two forced fumbles
- ✦ Saw action in both playoff contests and registered one total tackle and one quarterback hit
- ✦ Made his NFL debut vs. Jacksonville (9/15) and notched his first-career sack, which was a strip-sack on Jaguars QB Gardner Minshew II. Added two tackles (one solo) in the game
- ✦ Notched one solo tackle in the Week 3 victory over the L.A. Chargers (9/22)
- ✦ Saw action as a reserve defensive lineman at Kansas City (10/13) and strip-sacked Chiefs QB Patrick Mahomes in the second quarter at the Kansas City 13-yard line for a loss of 17 yards that was recovered by ILB Benardrick McKinney at the Chiefs' three-yard line, leading to a Texans' touchdown on the ensuing drive
- ✦ Notched one total tackle and his first career pass defended in the win over Jacksonville at Wembley Stadium in London (11/3)
- ✦ Registered a season-high three total tackles (three solo) and added one tackle for loss vs. New England (12/1)
- ✦ Recorded one total tackle (one solo), 1.0 sack, two quarterback hits and one tackle for loss at Tennessee (12/15), bringing down Titans QB Ryan Tannehill for a loss of eight yards on the final play of the game to seal the victory
- ✦ Tallied one pass defended at Tampa Bay (12/21)
- ✦ Notched one total tackle in his first playoff game, the Wild Card Round vs. Buffalo (1/4/20)
- ✦ Tallied one quarterback hit in the Divisional Round at Kansas City (1/12/20)

CAREER AT TEXAS:

- ✦ Played four seasons (2015-18) at the University of Texas, where he participated in all 51 games (33 starts) of his career and totaled 99 tackles (68 solo), 29.5 tackles for loss, 17.0 sacks, 12 quarterback hurries, three forced fumbles and one fumble recovery
- ✦ Awarded Big 12 Defensive lineman of the Year in 2018 and named first team All-Big 12

2018 (Texas)

- ✦ Started in all 14 games as a senior, totaling 45 tackles (32 solo), 18.0 tackles for loss, 9.5 sacks, two passes defended, five quarterback hurries, one forced fumble and one fumble recovery on the season
- ✦ Named Big 12 Defensive Lineman of the Year and first team All-Big 12 by the Associated Press and coaches
- ✦ Earned honorable mention for Big 12 Defensive Player of the Year
- ✦ Recorded four tackles, was in on a sack and recovered a fumble vs. Iowa State (11/17)
- ✦ Matched his season-high with six tackles at Oklahoma State (10/27) and added 2.5 tackles for loss and 1.0 sack in the contest
- ✦ Tallied five solo tackles, including a career-high 3.0 tackles for loss at Kansas State (9/29)
- ✦ Posted a career-high six tackles in the season opener vs. Maryland (9/1)

2017 (Texas)

- ✦ Participated in all 13 games (12 starts) and finished the season with 28 tackles (20 solo), including 7.0 tackles for loss
- ✦ Tied for the team lead in sacks (4.0) and quarterback hurries (six), while also adding two forced fumbles
- ✦ Posted three tackles and one sack at USC (9/16), helping the defense hold the Trojans to only 71 rushing yards
- ✦ Tallied one tackle and one quarterback hurry at Iowa State (9/28), helping to hold the Cyclones to only 10 yards rushing on 15 attempts.
- ✦ Recorded one tackle in the 56-0 victory over San Jose State (9/9) as part of a defensive line that only allowed 42 rushing yards in the contest

2016 (Texas)

- ✦ Saw action in all 12 games (seven starts) and was credited with 26 tackles (16 solo), 4.5 tackles for loss, 3.5 sacks and one quarterback hurry
- ✦ Tallied three tackles, including a season-high 1.5 sacks vs. Baylor (10/29)
- ✦ Notched his first career sack vs. UTEP (9/10)
- ✦ Posted a season-high five tackles in the season opener vs. No. 10 Notre Dame (9/4)

2015 (Texas)

- ✦ Appeared in all 12 games as a reserve defensive end and finished the season with 17 tackles (15 solo) 1.0 tackle for

VETERAN BIOS

- loss, one forced fumble and one fumble recovery
- Registered five solo tackles vs. Kansas (11/7)
- Recorded his first career tackle for loss vs. Kansas State (10/24)
- Forced the first fumble of his career at TCU (10/3) and added two tackles in the contest

PERSONAL:

- Attended Rowlett (Texas) High School
- Recorded 61 tackles, 11.5 sacks, 23 tackles for loss and five forced fumbles as a senior, earning him an invite to the 2015 Semper Fidelis All-American Bowl
- A two-time all-district honoree after being named first-team All-District 11-6A in 2014 and second-team All-District 11-5A in 2013
- Ranked the No. 56 defensive end in the nation and the No. 101 player in Texas by ESPN.com

SINGLE-GAME HIGHS: DEFENSIVE

Total Tackles	3 vs. New England Patriots, Dec 01, 2019	Forced Fumbles	1 at Kansas City Chiefs, Oct 13, 2019
Sacks	1.0 at Tennessee Titans, Dec 15, 2019		...1 more at 1.
	...2 more at 1.0.	Tackles For Loss	1 at Tennessee Titans, Dec 15, 2019
Passes Defensed	1 at Tampa Bay Buccaneers, Dec 21, 2019		...1 more at 1.
	...1 more at 1.		

SINGLE-GAME HIGHS - POSTSEASON: DEFENSIVE

Total Tackles	1 vs. Buffalo Bills, Jan 04, 2020
----------------------	-----------------------------------

2019 GAME-BY-GAME REGULAR SEASON STATISTICS (TEXANS)

			TACKLES										INTERCEPTIONS					FUMBLES			ST				MISC				
W	DATE	OPPONENT	P/S	TK	S	A	SK	YDS	TFL	YDS	QBH	NO	YDS	LG	TD	PD	FF	FR	YDS	TK	S	A	FF	FR	S	A	W/L	SCORE	
01	09/09	at Saints		INACTIVE																				L	28-30				
02	09/15	Jaguars	P	2	1	1	1.0	9.0	0	0	0	0	0	0	0	0	1	0	0	0	0	0	0	0	0	0	W	13-12	
03	09/22	at Chargers	P	1	1	0	0.0	0.0	0	0	0	0	0	0	0	0	0	0	0	0	0	0	0	0	0	0	W	27-20	
04	09/29	Panthers		INACTIVE																				L	10-16				
05	10/06	Falcons	P	1	0	1	0.0	0.0	0	0	0	0	0	0	0	0	0	0	0	0	0	0	0	0	0	0	W	53-32	
06	10/13	at Chiefs	P	1	1	0	1.0	17.0	0	0	1	0	0	0	0	0	1	0	0	0	0	0	0	0	0	0	W	31-24	
07	10/20	at Colts	P	0	0	0	0.0	0.0	0	0	0	0	0	0	0	0	0	0	0	0	0	0	0	0	0	0	L	23-30	
08	10/27	Raiders	P	0	0	0	0.0	0.0	0	0	0	0	0	0	0	0	0	0	0	0	0	0	0	0	0	0	W	27-24	
09	11/03	at Jaguars	P	1	0	1	0.0	0.0	0	0	0	0	0	0	0	1	0	0	0	0	0	0	0	0	0	0	W	26-3	
11	11/17	at Ravens	P	1	1	0	0.0	0.0	0	0	1	0	0	0	0	0	0	0	0	0	0	0	0	0	0	0	L	7-41	
12	11/21	Colts	P	0	0	0	0.0	0.0	0	0	0	0	0	0	0	0	0	0	0	0	0	0	0	0	0	0	W	20-17	
13	12/01	Patriots	P	3	3	0	0.0	0.0	1	3	0	0	0	0	0	0	0	0	0	0	0	0	0	0	0	0	W	28-22	
14	12/08	Broncos	P	0	0	0	0.0	0.0	0	0	1	0	0	0	0	0	0	0	0	0	0	0	0	0	0	0	L	24-38	
15	12/15	at Titans	P	1	1	0	1.0	8.0	1	8	2	0	0	0	0	0	0	0	0	0	0	0	0	0	0	0	W	24-21	
16	12/21	at Buccaneers	P	0	0	0	0.0	0.0	0	0	0	0	0	0	0	1	0	0	0	0	0	0	0	0	0	0	W	23-20	
17	12/29	Titans	P	2	0	2	0.0	0.0	0	0	0	0	0	0	0	0	0	0	0	0	0	0	0	0	0	0	L	14-35	
2019 TOTALS			14-0	13	8	5	3.0	34.0	2	11	5	0	0	0	0	2	2	0	0	0	0	0	0	0	0	0	10-6		

2019 GAME-BY-GAME POSTSEASON STATISTICS (TEXANS)

				TACKLES							INTERCEPTIONS					FUMBLES			ST				MISC						
W	DATE	OPPONENT	P/S	TK	S	A	SK	YDS	TFL	YDS	QBH	NO	YDS	LG	TD	PD	FF	FR	YDS	TK	S	A	FF	FR	S	A	W/L	SCORE	
01	01/04	Bills	P	1	0	1	0.0	0.0	0	0	0	0	0	0	0	0	0	0	0	0	0	0	0	0	0	0	W	22-19+	
02	01/12	at Chiefs	P	0	0	0	0.0	0.0	0	0	1	0	0	0	0	0	0	0	0	0	0	0	0	0	0	0	L	31-51	
2019 TOTALS			2-0	1	0	1	0.0	0.0	0	0	1	0	0	0	0	0	0	0	0	0	0	0	0	0	0	0	1-1		

+ - Overtime



JONATHAN OWENS

SAFETY

5-11 | 210 | MISSOURI WESTERN STATE

HOMETOWN: ST. LOUIS, MO. | AGE: 25

2ND NFL SEASON | 1ST WITH TEXANS | ACQUIRED: FA-'19

2019 GP/GS: 1/0 | CAREER GP/GS: 1/0

TEAMS: HOU '19-20



36

TRANSACTIONS: Signed by the Arizona Cardinals as a college free agent on April 30, 2018...Waived by the Cardinals on Aug. 31, 2019...Signed to the Houston Texans practice squad on Sept. 30, 2019...Signed to the Texans active roster on Nov. 21, 2019...Waived by the Texans on Nov. 23, 2019...Signed to the Texans practice squad on Nov. 26, 2019...Signed by the Texans on Jan. 13, 2020.

2019 (Houston 1/0, 0/0):

- Spent the preseason with the Cardinals before being waived and signed to the Texans practice squad prior to Week 5
- Spent Weeks 5-11 on the Texans practice squad
- Promoted to the active roster and made his NFL debut vs. Indianapolis (11/21)

2018 (Arizona 0/0):

- Spent the entire season on the Reserve/Injured list

COLLEGE:

- Played four seasons (2014-17) at Missouri Western State University in St. Louis and appeared in 43 games with the Giffons, totaling 254 tackles (155 solo), 5.5 tackles for loss, 2.5 sacks, four forced fumbles, two fumble recoveries, seven interceptions and 16 passes defended
- Earned second team All-MIAA as a senior in 2017 as well as MWSU Male Athlete of the Year

PERSONAL:

- Attended Christian Brothers College High School in St. Louis where he played linebacker
- Earned all-conference and all-district honors as well as the CBC Linebacker of the Year award as a senior
- Sone of Arthurine Cannon

JONATHAN OWENS' NFL REGULAR SEASON DEFENSIVE STATISTICS

DATE	TEAM	GP	GS	TACKLES							QBH	INTERCEPTIONS					FUMBLES			ST					MISC	
				TK	S	A	TFL	YDS	SK	YDS		NO	YDS	LG	TD	PD	FF	FR	YDS	TK	S	A	FF	FR	S	A
2019	Texans	1	0	0	0	0	0	0	0.0	0.0	0	0	0	0	0	0	0	0	0	0	0	0	0	0	0	0
NFL TOTALS		1	0	0	0	0	0	0	0.0	0.0	0	0	0	0	0	0	0	0	0	0	0	0	0	0	0	0

JONATHAN OWENS' NFL POSTSEASON DEFENSIVE STATISTICS

DATE	TEAM	GP	GS	TACKLES							QBH	INTERCEPTIONS					FUMBLES			ST					MISC	
				TK	S	A	TFL	YDS	SK	YDS		NO	YDS	LG	TD	PD	FF	FR	YDS	TK	S	A	FF	FR	S	A
2019	Texans	0	0	0	0	0	0	0	0.0	0.0	0	0	0	0	0	0	0	0	0	0	0	0	0	0	0	0
NFL TOTALS		0	0	0	0	0	0	0	0.0	0.0	0	0	0	0	0	0	0	0	0	0	0	0	0	0	0	0

VETERAN BIOS

2019 GAME-BY-GAME REGULAR SEASON STATISTICS (TEXANS)

				2019 GAME BY GAME REGULAR SEASON STATISTICS (TEXT)																								
W	DATE	OPPONENT	P/S	TACKLES								INTERCEPTIONS					FUMBLES			ST					MISC		W/L	SCORE
				TK	S	A	SK	YDS	TFL	YDS	QBH	NO	YDS	LG	TD	PD	FF	FR	YDS	TK	S	A	FF	FR	S	A		
01	09/09	at Saints											NOT ON ROSTER														L	28-30
02	09/15	Jaguars											NOT ON ROSTER														W	13-12
03	09/22	at Chargers											NOT ON ROSTER														W	27-20
04	09/29	Panthers											NOT ON ROSTER														L	10-16
05	10/06	Falcons											PRACTICE SQUAD														W	53-32
06	10/13	at Chiefs											PRACTICE SQUAD														W	31-24
07	10/20	at Colts											PRACTICE SQUAD														L	23-30
08	10/27	Raiders											PRACTICE SQUAD														W	27-24
09	11/03	at Jaguars											PRACTICE SQUAD														W	26-3
11	11/17	at Ravens											PRACTICE SQUAD														L	7-41
12	11/21	Colts	P	0	0	0	0.0	0.0	0	0	0	0	0	0	0	0	0	0	0	0	0	0	0	0	0	W	20-17	
13	12/01	Patriots											PRACTICE SQUAD														W	28-22
14	12/08	Broncos											PRACTICE SQUAD														L	24-38
15	12/15	at Titans											PRACTICE SQUAD														W	24-21
16	12/21	at Buccaneers											PRACTICE SQUAD														W	23-20
17	12/29	Titans											PRACTICE SQUAD														L	14-35
2019 TOTALS			1-0	0	0	0	0.0	0.0	0	0	0	0	0	0	0	0	0	0	0	0	0	0	0	0	10-6			

2019 GAME-BY-GAME POSTSEASON STATISTICS (TEXANS)

				TACKLES								INTERCEPTIONS					FUMBLES			ST					MISC			
W	DATE	OPPONENT	P/S	TK	S	A	SK	YDS	TFL	YDS	QBH	NO	YDS	LG	TD	PD	FF	FR	YDS	TK	S	A	FF	FR	S	A	W/L	SCORE
01	01/04	Bills		PRACTICE SQUAD																		W	22-19+					
02	01/12	at Chiefs		PRACTICE SQUAD																		L	31-51					
2019 TOTALS				0	0	0	0.0	0.0	0	0	0	0	0	0	0	0	0	0	0	0	0	0	0	0	0	0	1-1	

+ - Overtime



BRENT QVALE

TACKLE

6-7 | 315 | NEBRASKA

HOMETOWN: WILLISTON, N.D. | AGE: 29

6TH NFL SEASON | 1ST WITH TEXANS | ACQUIRED: UFA-'20 (NYJ)

2019 GP/GS: 3/1 | CAREER GP/GS: 63/15

TEAMS: NYJ '15-'19; HOU '20



76

TRANSACTIONS: Signed by the New York Jets as a college free agent on May 11, 2014...Waived by the Jets on Aug. 30, 2014...Signed to the Jets practice squad on Sept. 1, 2014...Signed by the Jets on Dec. 29, 2014...Re-signed by the Jets as a restricted free agent on April 6, 2018...Re-signed by the Jets as an unrestricted free agent on March 19, 2019...Signed with the Houston Texans as an unrestricted free agent on March 21, 2020.

CAREER:

- ✦ Appeared in 63 games (15 starts) in his five seasons with the Jets, seeing action at both guard and tackle
- ✦ Originally entered the league as a college free agent signing with the Jets in 2014

2019 (N.Y. Jets 3/1):

- ✦ Appeared in the final three games (one start) of the season as part of an offensive line that helped the Jets produce 840 total offensive yards and finish the season with a 2-1 record
- ✦ Spent Weeks 1-14 on the Reserve/Injured list

2018 (N.Y. Jets 16/2):

- ✦ Appeared in all 16 games (two starts) for the second consecutive season and the third time in his NFL career
- ✦ Part of an offensive line that allowed 37 sacks on the season, which tied for the 12th-best mark in the league and was the fewest sacks allowed by the Jets since 2016
- ✦ Helped block for QB Sam Darnold's 334-yard performance vs. Miami (9/16), helping him to become the youngest player in NFL history with a 300-yard game
- ✦ Part of an offensive line unit that paved the way for a season-high 512 total offensive yards vs. Denver (10/7)

2017 (N.Y. Jets 16/6):

- ✦ Played in all 16 games, starting in a single-season career-high six contests
- ✦ Started at right tackle vs. Jacksonville (10/1) as part of an offensive line that paved the way for a season-high 256 rushing yards. The 256 rushing yards was the most by the Jets in a single game since 2014
- ✦ Helped block for a season-high 488 total offensive yards vs. Kansas City (12/3)

2016 (N.Y. Jets 12/5):

- ✦ Played in 12 games (five starts), seeing action at guard and tackle as part of an offensive line that paved the way

for 1,802 rushing yards on the season, the 12th-best mark in the league

- ✦ Made his second career start at Buffalo (9/15) and blocked for RB Matt Forte's three rushing touchdowns
- ✦ Started in the season finale vs. Buffalo (1/1/17) and helped pave the way for RB Bilal Powell's 122-yard rushing performance

2015 (N.Y. Jets 16/1):

- ✦ Played in all 16 games (one start) as part of an offensive line that only allowed 22 sacks, a mark that ranked second in the NFL and was the fewest sacks allowed by the Jets since 2001
- ✦ Helped pave the way for a season-high 221 rushing yards vs. Washington (10/18) and allowed no sacks
- ✦ Made his first NFL start vs. Jacksonville (11/8)

2014 (N.Y. Jets 0/0):

- ✦ Spent the entire 2017 season as a member of the Jets practice squad after being signed as a college free agent

COLLEGE:

- ✦ Spent five seasons at the University of Nebraska in Lincoln, Neb. after redshirting his freshman season in 2009
- ✦ Saw action at both tackle and guard, but established himself at tackle where he played his final two seasons
- ✦ Played in every game his senior season and started in the last five, helping RB Ameer Abdullah rush for 1,590 yards, the most for a Cornhusker since 1997
- ✦ As a junior in 2012, helped the Cornhuskers rush for a total of 3,547 yards, a mark that ranked seventh in the nation
- ✦ Only missed one game in his first two seasons at Nebraska, rotating in at guard and tackle
- ✦ Helped pave the way for Nebraska's Big Ten-leading rushing attack, which also ranked in the top ten nationally
- ✦ Three-time Academic All-Big Ten selection (2011, 2012, 2013) and two-time Big Ten Distinguished Scholar (2013, 2014)

PERSONAL:

- ✦ Attended Williston (Neb.) High School, where he was a multi-sport athlete, earning Gatorade North Dakota Player of the Year and first-team all-state honors in football and a first-team all-state selection in basketball
- ✦ His older brother, Brian, played basketball at Montana

VETERAN BIOS

and has played professionally overseas since 2011

BRENT QVALE'S NFL REGULAR SEASON STATISTICS

DATE	TEAM	GP	GS
2015	Jets	16	1
2016	Jets	12	5
2017	Jets	16	6
2018	Jets	16	2
2019	Jets	3	1
NFL TOTALS		63	15

2019 GAME-BY-GAME REGULAR SEASON STATISTICS (JETS)

W	DATE	OPPONENT	P/S		W/L	SCORE
01	09/08	Bills		DID NOT PLAY	L	16-17
02	09/16	Browns		DID NOT PLAY	L	3-23
03	09/22	at Patriots		DID NOT PLAY	L	14-30
05	10/06	at Eagles		DID NOT PLAY	L	6-31
06	10/13	Cowboys		DID NOT PLAY	W	24-22
07	10/21	Patriots		DID NOT PLAY	L	0-33
08	10/27	at Jaguars		DID NOT PLAY	L	15-29
09	11/03	at Dolphins		DID NOT PLAY	L	18-26
10	11/10	Giants		DID NOT PLAY	W	34-27
11	11/17	at Washington		DID NOT PLAY	W	34-17
12	11/24	Raiders		DID NOT PLAY	W	34-3
13	12/01	at Bengals		DID NOT PLAY	L	6-22
14	12/08	Dolphins		DID NOT PLAY	W	22-21
15	12/12	at Ravens	P		L	21-42
16	12/22	Steelers	P		W	16-10
17	12/29	at Bills	S		W	13-6
2019 TOTALS			3-1		7-9	



JUSTIN REID

SAFETY

6-1 | 203 | STANFORD

HOMETOWN: PRAIRIEVILLE, LA. | AGE: 23

3RD NFL SEASON | 3RD WITH TEXANS | ACQUIRED: D3A-'18

2019 GP/GS (POST): 15/15 (2/2) | CAREER GP/GS (POST): 31/27 (3/3)

TEAMS: HOU '18-20



20

TRANSACTIONS: Selected by the Houston Texans with the fourth pick of the third round (68th overall) in the 2018 NFL Draft.

2019 (Houston 15/15, 2/2):

- ✦ Played in 15 games (15 starts) in his second season and finished third on the defense with 78 tackles (57 solo) and added one tackle for loss, one quarterback hit, two interceptions and one fumble recovery
- ✦ Started in both postseason games and tallied 10 total tackles (seven solo), one tackle for loss and one pass defended
- ✦ Led the team with 10 total tackles (eight solo) in the season opener at New Orleans (9/9), which set a single-game career high
- ✦ Finished with four total tackles (two solo) vs. Jacksonville (9/15), including a stop on Jaguars RB Leonard Fournette on a two-point conversion attempt with 30 seconds left in the game
- ✦ Tied his single-game career high with 10 total tackles (nine solo) vs. Carolina (9/29)
- ✦ Registered his first pass defended of the season and added five total tackles (three solo) vs. Oakland (10/27)
- ✦ Logged two total tackles (two solo), one pass defended and his fourth career interception against Jacksonville in London (11/3), picking of Jaguars QB Gardner Minshew II in the fourth quarter and returning it 37 yards to the Jaguars' three-yard line
- ✦ Tallied six total tackles (five solo) and one pass defended at Tennessee (12/15), including a pass breakup that was intercepted by OLB Whitney Mercilus and returned 86 yards
- ✦ Finished with four total tackles (four solo), one interception, one fumble recovery and one pass defended at Tampa Bay (12/21). Became the ninth player in franchise history to record an interception and fumble recovery in the same game and the first since Tyrann Mathieu in Week 1 of 2018 at New England
- ✦ Posted seven total tackles (four solo) and his first career postseason tackle for loss in the win over Buffalo in the Wild Card Round (1/4/20)
- ✦ Finished with three total tackles (three solo) and one pass defended in the Divisional Round at Kansas City (1/12/20)

2018 (Houston 16/12, 1/1):

- ✦ Compiled 81 total tackles, three interceptions including one returned 101 yards for a touchdown, 10 passes defended, one quarterback hit, two tackles for loss, one

forced fumble, two fumble recoveries and seven special teams tackles in 16 games as a rookie

- ✦ Notched one solo tackle and one pass defended, breaking up a Patriots QB Tom Brady pass attempt to TE Rob Gronkowski on 3rd and 4, in his NFL debut at New England (9/9)
- ✦ Recorded five total tackles (four solo) and one quarterback hit, forcing Titans QB Blaine Gabbert to commit intentional grounding in the first start of his NFL career
- ✦ Finished with a six total tackles (five solo) and recorded his first career interception vs. Dallas (10/7)
- ✦ Intercepted Cowboys QB Dak Prescott in the 3rd quarter to set up a game-tying 21-yard field goal by K Ka'imi Fairbairn (10/7)
- ✦ Tallied a career-high eight total tackles (four solo), one interception, two passes defended and one special teams tackle vs. Miami (10/25). Became the first player in the NFL since 49ers S Jimmie Ward in Week 14 of the 2016 season to record eight tackles, one interception, two passes defended and a special teams tackle in a single game
- ✦ Led the team with a career-high nine total tackles (eight solo), one fumble recovery and one special teams tackle at Denver (11/4)
- ✦ Recorded three total tackles (one solo), two passes defended and one interception returned for a touchdown at Washington (11/18). His 101-yard interception return tied for the second-longest interception return touchdown by a rookie in league history, trailing only Pete Barnum's 103-yard return in 1926
- ✦ Tallied three total tackles (two solo) and his first career tackle for loss vs. Tennessee (11/26)
- ✦ Recorded four total tackles (three solo), two passes defended and his first career forced fumble vs. Cleveland (12/2)
- ✦ Finished with seven total tackles (six solo), one tackle for loss and two special teams tackles vs. Indianapolis (12/9)
- ✦ Registered seven solo tackles, one fumble recovery and one special teams tackle at Philadelphia (12/23)
- ✦ Finished with four total tackles (one solo), one pass defended and one tackle on special teams vs. Jacksonville (12/30)
- ✦ Recorded three total tackles (one solo) and two passes defended in his postseason debut in the Wild Card Round vs. Indianapolis (1/5/19)

COLLEGE:

VETERAN BIOS

- ✦ Played three seasons at Stanford (Calif.) University (2015-17), where he recorded 179 total tackles (105 solo), 20 passes defended, 10.5 tackles for loss, two interceptions, one fumble recovery and 1.0 sack in 39 career games played
- ✦ As a junior, ranked first among Pac-12 players and 11th nationally with five interceptions and compiled 99 total tackles (52 solo), 6.5 tackles for loss, 1.0 sack and six pass breakups, earning FWAA All-America Second Team (defensive back) honors, AP All-America Second Team (safety) honors, All-Pac-12 First Team honors, Pac-12 All-Academic Second Team honors and was a Jim Thorpe Award semifinalist
- ✦ 14th among Pac-12 players with 7.1 tackles/game
- ✦ Played in 13 games as a sophomore and logged 57 tackles (37 solo), 4.0 tackles for loss and seven pass breakups,

earning him All-Pac-12 honorable mention

- ✦ Saw action in 12 games as a true freshman and recorded 23 total tackles (16 solo), one interception and one pass breakup

PERSONAL:

- ✦ Son of Eric Reid Sr. and Sharon Guillory-Reid
- ✦ Father ran track at LSU
- ✦ Mother was a tight end and defensive end for the Baton Rouge Wildcats of the Women's American Football League
- ✦ Brother, Eric, played football at LSU and was a first-round selection by the San Francisco 49ers
- ✦ Attended Dutchtown (La.) High School
- ✦ Earned all-state honors in 2013 and 2014
- ✦ Also lettered in track and field and soccer

JUSTIN REID'S NFL REGULAR SEASON DEFENSIVE STATISTICS

DATE	TEAM	GP	GS	TACKLES								INTERCEPTIONS					FUMBLES			ST					MISC	
				TK	S	A	TFL	YDS	SK	YDS	QBH	NO	YDS	LG	TD	PD	FF	FR	YDS	TK	S	A	FF	FR	S	A
2018	Texans	16	12	81	64	17	2	6	0.0	0.0	1	3	128	101t	1	10	1	2	1	7	6	1	0	0	0	0
2019	Texans	15	15	78	57	21	1	0	0.0	0.0	1	2	55	37	0	5	0	1	0	0	0	0	0	0	0	0
NFL TOTALS		31	27	159	121	38	3	6	0.0	0.0	2	5	183	101t	1	15	1	3	1	7	6	1	0	0	0	0

JUSTIN REID'S NFL POSTSEASON DEFENSIVE STATISTICS

DATE	TEAM	GP	GS	TACKLES								INTERCEPTIONS					FUMBLES			ST					MISC	
				TK	S	A	TFL	YDS	SK	YDS	QBH	NO	YDS	LG	TD	PD	FF	FR	YDS	TK	S	A	FF	FR	S	A
2018	Texans	1	1	3	2	1	0	0	0.0	0.0	0	0	0	0	0	2	0	0	0	0	0	0	0	0	0	0
2019	Texans	2	2	10	7	3	1	0	0.0	0.0	0	0	0	0	0	1	0	0	0	0	0	0	0	0	0	0
NFL TOTALS		3	3	13	9	4	1	0	0.0	0.0	0	0	0	0	0	3	0	0	0	0	0	0	0	0	0	0

SINGLE-GAME HIGHS: DEFENSIVE

Total Tackles 10 vs. Carolina Panthers, Sep 29, 2019
...1 more at 10.

Passes Defended 2 vs. Cleveland Browns, Dec 02, 2018
...2 more at 2.

Forced Fumbles 1 vs. Cleveland Browns, Dec 02, 2018

Fumble Recoveries 1 at Tampa Bay Buccaneers, Dec 21, 2019
...2 more at 1.

Tackles For Loss 1 at Los Angeles Chargers, Sep 22, 2019
...2 more at 1.

Interceptions 1 at Tampa Bay Buccaneers, Dec 21, 2019
...4 more at 1.

Interception Return Yards 101 at Washington Redskins, Nov 18, 2018

Special Teams Tackles 2 vs. Indianapolis Colts, Dec 09, 2018

SINGLE-GAME HIGHS - POSTSEASON: DEFENSIVE

Total Tackles 7 vs. Buffalo Bills, Jan 04, 2020

Passes Defended 2 vs. Indianapolis Colts, Jan 05, 2019

Tackles For Loss 1 vs. Buffalo Bills, Jan 04, 2020

VETERAN BIOS

2019 GAME-BY-GAME REGULAR SEASON STATISTICS (TEXANS)

				TACKLES										INTERCEPTIONS					FUMBLES				ST					MISC					
W	DATE	OPPONENT	P/S	TK	S	A	SK	YDS	TFL	YDS	QBH	NO	YDS	LG	TD	PD	FF	FR	YDS	TK	S	A	FF	FR	S	A	W/L	SCORE					
01	09/09	at Saints	S	10	8	2	0.0	0.0	0	0	0	0	0	0	0	0	0	0	0	0	0	0	0	0	0	0	L	28-30					
02	09/15	Jaguars	S	4	2	2	0.0	0.0	0	0	0	0	0	0	0	0	0	0	0	0	0	0	0	0	0	0	W	13-12					
03	09/22	at Chargers	S	9	7	2	0.0	0.0	1	0	0	0	0	0	0	0	0	0	0	0	0	0	0	0	0	0	W	27-20					
04	09/29	Panthers	S	10	9	1	0.0	0.0	0	0	0	0	0	0	0	0	0	0	0	0	0	0	0	0	0	0	L	10-16					
05	10/06	Falcons	S	8	3	5	0.0	0.0	0	0	0	0	0	0	0	0	0	0	0	0	0	0	0	0	0	0	W	53-32					
06	10/13	at Chiefs	S	2	1	1	0.0	0.0	0	0	0	0	0	0	0	0	0	0	0	0	0	0	0	0	0	0	W	31-24					
07	10/20	at Colts	S	1	1	0	0.0	0.0	0	0	0	0	0	0	0	0	0	0	0	0	0	0	0	0	0	0	L	23-30					
08	10/27	Raiders	S	5	3	2	0.0	0.0	0	0	0	0	0	0	0	0	1	0	0	0	0	0	0	0	0	0	W	27-24					
09	11/03	at Jaguars	S	2	2	0	0.0	0.0	0	0	0	1	37	37	0	1	0	0	0	0	0	0	0	0	0	0	W	26-3					
11	11/17	at Ravens	S	3	3	0	0.0	0.0	0	0	0	0	0	0	0	0	0	0	0	0	0	0	0	0	0	0	L	7-41					
12	11/21	Colts		INACTIVE																							W	20-17					
13	12/01	Patriots	S	6	5	1	0.0	0.0	0	0	0	0	0	0	0	1	0	0	0	0	0	0	0	0	0	0	W	28-22					
14	12/08	Broncos	S	6	2	4	0.0	0.0	0	0	1	0	0	0	0	0	0	0	0	0	0	0	0	0	0	0	L	24-38					
15	12/15	at Titans	S	6	5	1	0.0	0.0	0	0	0	0	0	0	0	1	0	0	0	0	0	0	0	0	0	0	W	24-21					
16	12/21	at Buccaneers	S	4	4	0	0.0	0.0	0	0	0	1	18	18	0	1	0	1	0	0	0	0	0	0	0	0	W	23-20					
17	12/29	Titans	S	2	2	0	0.0	0.0	0	0	0	0	0	0	0	0	0	0	0	0	0	0	0	0	0	0	L	14-35					
2019 TOTALS			15-15	78	57	21	0.0	0.0	1	0	1	2	55	37	0	5	0	1	0	0	0	0	0	0	0	0	10-6						

2019 GAME-BY-GAME POSTSEASON STATISTICS (TEXANS)

W	DATE	OPPONENT	P/S	TACKLES							INTERCEPTIONS					FUMBLES			ST					MISC		W/L	SCORE
				TK	S	A	SK	YDS	TFL	YDS	QBH	NO	YDS	LG	TD	PD	FF	FR	YDS	TK	S	A	FF	FR	S	A	
01	01/04	Bills	S	7	4	3	0.0	0.0	1	0	0	0	0	0	0	0	0	0	0	0	0	0	0	0	0	W	22-19+
02	01/12	at Chiefs	S	3	3	0	0.0	0.0	0	0	0	0	0	0	0	1	0	0	0	0	0	0	0	0	0	L	31-51
2019 TOTALS			2-2	10	7	3	0.0	0.0	1	0	0	0	0	0	0	1	0	0	0	0	0	0	0	0	0	1-1	

+ - Overtime



BRADLEY ROBY

CORNERBACK

5-11 | 194 | OHIO STATE

HOMETOWN: SUWANEE, GA. | AGE: 28

7TH NFL SEASON | 2ND WITH TEXANS | ACQUIRED: UFA-'19

2019 GP/GS (POST): 10/10 (2/2) | CAREER GP/GS (POST): 89/39 (6/2)

TEAMS: DEN '14-'18; HOU '19-'20



21

TRANSACTIONS: Originally selected by the Denver Broncos with the 31st pick of the first round (31st overall) in the 2014 NFL Draft...Signed by the Houston Texans as an unrestricted free agent on March 13, 2019...Re-signed by the Texans on March 21, 2020.

HONORS:

- Super Bowl 50 Champion
- AFC Defensive Player of the Week (Week 8, 2016)

CAREER:

- Recorded 273 total tackles (245 solo), 68 passes defended, nine interceptions, 4.0 sacks, 10 tackles for loss, eight forced fumbles, three fumble recoveries and three interceptions returned for touchdowns in 89 career games played with 39 starts
- Tallied 18 solo tackles, six passes defended, one interception and one forced fumble in six career postseason games
- In 2016, joined Marcus Peters, Stephon Gilmore and Erik Harris as the only players to record multiple interceptions returned for touchdowns of more than 50 yards in a single season since 2015

2019 (Houston 10/10, 2/2):

- Played in 10 games (10 starts) in his first season with the Texans and amassed 38 total tackles (35 solo), two tackles for loss, 1.0 sack, one quarterback hit, two interceptions (one returned for a touchdown), eight passes defended and one forced fumble
- Started in both postseason contests and posted 11 solo tackles and two passes defended
- Tied for the team lead with nine total tackles (eight solo), tying his single-game career high in the season opener at New Orleans (9/9). His nine tackles were the most he had posted since Week 9 of 2016
- Tallied seven total tackles (six solo), one pass defended and one forced fumble vs. Atlanta (10/6)
- Returned vs. New England (12/1) and finished with four total tackles (three solo), 1.0 sack, one interception, one tackle for loss, one quarterback hit and one pass defended. Posted a sack and interception in the same game for the first time in his NFL career, becoming the seventh defensive back to do so on the season and the ninth Texans player in team history to accomplish the feat
- Finished with one total tackle (one solo) and two passes defended, marking his first game with multiple passes defended on the season

- Finished with four total tackles (four solo), one interception returned for a touchdown and two passes defended at Tampa Bay (12/21). Registered his second game with multiple passes defended (Week 6 at Kansas City) and the 18th of his NFL career, which ranks 11th in the NFL since 2014. Notched his first pick-six since Week 13 of 2016 at Jacksonville and the third of his NFL career
- Set a new postseason single-game career high in total tackles and solo tackles, posting seven total tackles (seven solo) and two passes defended in the Wild Card Round win over Buffalo (1/4/20). Registered his second career postseason game with multiple passes defended (Super Bowl 50)
- Tied for third on the team with four total tackles (four solo) in the Divisional Round at Kansas City (1/12/20)

2018 (Denver 15/15):

- Finished with 50 total tackles (45 solo), 12 passes defended, two forced fumbles, one interception and one tackle for loss in 15 games played with a career-high 15 starts
- Recorded two solo tackles, one interception and a career-high four passes defended at Arizona (10/18)
- Matched a season high with six total tackles (five solo) at Kansas City (10/28)
- Set a season high with six solo tackles, one pass defended and one forced fumble vs. Pittsburgh (11/25)
- Registered five total tackles (four solo) and one pass defended vs. Cleveland (12/15)

2017 (Denver 16/4):

- Registered 42 total tackles (35 solo), a career-high 17 passes defended, one interception, one tackle for loss, one forced fumble and one fumble recovery in 16 games played with four starts
- Finished with five total tackles (three solo), one interception and two passes defended vs. the L.A. Chargers (9/11)
- Notched five solo tackles and one pass defended at Philadelphia (11/5)
- Tallied four total tackles (three solo), one forced fumble, one fumble recovery and a season-high three passes defended at Miami (12/3)

2016 (Denver 16/4):

- Recorded 39 total tackles (34 solo), eight passes defended, 1.0 sack, one forced fumble and two interceptions

VETERAN BIOS

returned for touchdowns

- ✦ Joined Marcus Peters as the only players to record multiple interceptions returned for touchdowns of more than 50 yards in the same season since joining the NFL in 2014
- ✦ Earned AFC Defensive Player of the Week honors after recording seven total tackles (four solo), two passes defended and one interception returned for a touchdown vs. San Diego (10/30)
- ✦ Set a career high with nine total tackles (eight solo) and 1.0 sack at Oakland (11/6)
- ✦ Tallied two solo tackles, one forced fumble and two passes defended at New Orleans (11/13)
- ✦ Amassed three solo tackles, two passes defended and one interception returned for a touchdown at Jacksonville (12/4)

2015 (Denver 16/4, 3/0):

- ✦ Finished with 40 total tackles, 10 passes defended, one interception, one tackle for loss, one forced fumble and one fumble recovery
- ✦ Registered five solo tackles, three passes defended and one forced fumble in three postseason games while helping the Broncos capture Super Bowl 50
- ✦ Tallied two solo tackles, one interception and one pass defended at Detroit (9/27)
- ✦ Matched a season high with five solo tackles, one forced fumble and one pass defended vs. Minnesota (10/4)
- ✦ Notched four solo tackles, one tackle for loss and one pass defended in an overtime victory vs. Cincinnati (12/28)
- ✦ Recorded three solo tackles and one forced fumble in the Wild Card Round vs. Pittsburgh (1/17/16)
- ✦ Finished with two solo tackles and three passes defended vs. Carolina in Super Bowl 50 (2/7/16)

2014 (Denver 16/2, 1/0):

- ✦ Registered a career-high 64 total tackles (62 solo), 13 passes defended, five tackles for loss, two forced fumbles, two fumble recoveries and 1.0 sack as a rookie
- ✦ Tied for the second-most total tackles (64) and passes defended (13) among rookie cornerbacks in 2014
- ✦ Made his NFL debut and recorded seven solo tackles, a season-high three passes defended and one fumble recovery vs. Indianapolis (9/7)

- ✦ Notched six solo tackles and two tackles for loss vs. Kansas City (9/16)
- ✦ Finished with three solo tackles, 1.0 sack, one quarterback hit, one tackle for loss and two passes defended at the N.Y. Jets (10/12)
- ✦ Tallied two solo tackles, one forced fumble, two passes defended and his first-career interception on Patriots QB Tom Brady at New England (11/2)
- ✦ Registered four solo tackles, two passes defended, one tackle for loss and one interception at Oakland (11/9)
- ✦ Finished with a season-high nine solo tackles, one tackle for loss and one forced fumble vs. Buffalo (12/7)
- ✦ Made his postseason debut and recorded two solo tackles and his first-career postseason interception of Colts QB Andrew Luck in the Divisional Round vs. Indianapolis (1/11/15)

COLLEGE:

- ✦ Played three seasons (2011-13) at Ohio State University in Columbus, Ohio after redshirting the 2010 campaign
- ✦ Started all 37 games of his collegiate career
- ✦ Tallied 44 passes defended and eight interceptions, including two interceptions returned for touchdowns in his career
- ✦ Returned two blocked punts for touchdowns and one recovered fumble for a touchdown
- ✦ Named a first-team All-Big Ten Conference selection in 2013, when he finished with 69 total tackles (54 solo), three interceptions and 16 passes defended
- ✦ Named a second-team All-America selection and first-team all-Big Ten Conference in 2012
- ✦ Led the nation and tied a school record with 19 passes defended as a redshirt sophomore
- ✦ Finished as the only player in the country to score touchdowns three different ways (interception, fumble recovery, blocked punt)
- ✦ Earned the Buckeyes' First Year Defensive Player Award after tying for the team lead with three interceptions as a redshirt freshman in 2011

PERSONAL:

- ✦ Attended Peachtree Ridge High School in Suwanee, Ga.
- ✦ Received All-Gwinnett County accolades following his senior year in 2009
- ✦ Majored in communications at Ohio State
- ✦ Son of Betty and James Roby

BRADLEY ROBY'S NFL REGULAR SEASON DEFENSIVE STATISTICS

DATE	TEAM	GP	GS	TK	S	A	TACKLES					QBH	INTERCEPTIONS					FUMBLES			ST				MISC	
							TFL	YDS	SK	YDS	NO		YDS	LG	TD	PD	FF	FR	YDS	TK	S	A	FF	FR	S	A
2014	Broncos	16	2	64	62	2	5	11	1.0	3.0	1	2	0	0	0	13	2	1	0	1	1	0	0	1	0	0
2015	Broncos	16	4	40	34	6	1	4	0.0	0.0	0	1	19	19	0	10	1	1	21	0	0	0	0	0	0	0
2016	Broncos	16	4	39	34	5	0	0	1.0	0.0	0	2	102	51t	2	8	1	0	0	0	0	0	0	0	0	0
2017	Broncos	16	4	42	35	7	1	3	1.0	0.0	1	1	0	0	0	17	1	1	0	0	0	0	0	0	0	0
2018	Broncos	15	15	50	45	5	1	2	0.0	0.0	0	1	0	0	0	12	2	0	0	0	0	0	0	0	0	0
2019	Texans	10	10	38	35	3	2	12	1.0	10.0	1	2	49	27t	1	8	1	0	0	0	0	0	0	0	0	0
NFL TOTALS		89	39	273	245	28	10	32	4.0	13.0	3	9	170	51t	3	68	8	3	21	1	1	0	0	1	0	0

VETERAN BIOS

BRADLEY ROBY'S NFL POSTSEASON DEFENSIVE STATISTICS

DATE	TEAM	GP	GS	TACKLES								INTERCEPTIONS						FUMBLES			ST						MISC	
				TK	S	A	TFL	YDS	SK	YDS	QBH	NO	YDS	LG	TD	PD	FF	FR	YDS	TK	S	A	FF	FR	S	A	S	A
2014	Broncos	1	0	2	2	0	0	0	0.0	0.0	0	1	2	2	0	1	0	0	0	0	0	0	0	0	0	0	0	0
2015	Broncos	3	0	5	5	0	0	0	0.0	0.0	0	0	0	0	0	3	1	0	0	0	0	0	0	0	0	0	0	0
2019	Texans	2	2	11	11	0	0	0	0.0	0.0	0	0	0	0	0	2	0	0	0	0	0	0	0	0	0	0	0	0
NFL TOTALS		6	2	18	18	0	0	0	0.0	0.0	0	1	2	2	0	6	1	0	0	0	0	0	0	0	0	0	0	0

SINGLE-GAME HIGHS: DEFENSIVE

Total Tackles	9 at New Orleans Saints, Sep 09, 2019 ...2 more at 9.	Tackles For Loss	2 vs. Kansas City Chiefs, Sep 14, 2014
Sacks	1.0 vs. New England Patriots, Dec 01, 2019 ...3 more at 1.0.	Interceptions	1 at Tampa Bay Buccaneers, Dec 21, 2019 ...8 more at 1.
Passes Defensed	4 at Arizona Cardinals, Oct 18, 2018	Interception Return Yards	51 at Jacksonville Jaguars, Dec 04, 2016 ...1 more at 51.
Forced Fumbles	1 vs. Atlanta Falcons, Oct 06, 2019 ...7 more at 1.	Special Teams Tackles	1 at Kansas City Chiefs, Nov 30, 2014
Fumble Recoveries	1 at Miami Dolphins, Dec 03, 2017 ...2 more at 1.	Special Teams Fumble Recoveries	1 vs. Indianapolis Colts, Sep 07, 2014

SINGLE-GAME HIGHS - POSTSEASON: DEFENSIVE

Total Tackles	7 vs. Buffalo Bills, Jan 04, 2020	Interceptions	1 vs. Indianapolis Colts, Jan 11, 2015
Passes Defensed	3 vs. Carolina Panthers, Feb 07, 2016	Interception Return Yards	2 vs. Indianapolis Colts, Jan 11, 2015
Forced Fumbles	1 vs. Pittsburgh Steelers, Jan 17, 2016		

2019 GAME-BY-GAME REGULAR SEASON STATISTICS (TEXANS)

				TACKLES								INTERCEPTIONS					FUMBLES			ST				MISC				
W	DATE	OPPONENT	P/S	TK	S	A	SK	YDS	TFL	YDS	QBH	NO	YDS	LG	TD	PD	FF	FR	YDS	TK	S	A	FF	FR	S	A	W/L	SCORE
01	09/09	at Saints	S	9	8	1	0.0	0.0	0	0	0	0	0	0	0	0	0	0	0	0	0	0	0	0	0	0	L	28-30
02	09/15	Jaguars	S	2	2	0	0.0	0.0	0	0	0	0	0	0	0	0	0	0	0	0	0	0	0	0	0	0	W	13-12
03	09/22	at Chargers	S	3	3	0	0.0	0.0	1	2	0	0	0	0	0	0	0	0	0	0	0	0	0	0	0	0	W	27-20
04	09/29	Panthers	S	2	2	0	0.0	0.0	0	0	0	0	0	0	0	1	0	0	0	0	0	0	0	0	0	0	L	10-16
05	10/06	Falcons	S	7	6	1	0.0	0.0	0	0	0	0	0	0	0	1	1	0	0	0	0	0	0	0	0	0	W	53-32
06	10/13	at Chiefs	S	1	1	0	0.0	0.0	0	0	0	0	0	0	0	2	0	0	0	0	0	0	0	0	0	0	W	31-24
07	10/20	at Colts		INACTIVE																					L	23-30		
08	10/27	Raiders		INACTIVE																					W	27-24		
09	11/03	at Jaguars		INACTIVE																					W	26-3		
11	11/17	at Ravens		INACTIVE																					L	7-41		
12	11/21	Colts		INACTIVE																					W	20-17		
13	12/01	Patriots	S	4	3	1	1.0	10.0	1	10	1	1	22	22	0	1	0	0	0	0	0	0	0	0	0	0	W	28-22
14	12/08	Broncos	S	3	3	0	0.0	0.0	0	0	0	0	0	0	0	0	0	0	0	0	0	0	0	0	0	0	L	24-38
15	12/15	at Titans	S	3	3	0	0.0	0.0	0	0	0	0	0	0	0	1	0	0	0	0	0	0	0	0	0	0	W	24-21
16	12/21	at Buccaneers	S	4	4	0	0.0	0.0	0	0	0	1	27	27	1	2	0	0	0	0	0	0	0	0	0	0	W	23-20
17	12/29	Titans		INACTIVE																					L	14-35		
2019 TOTALS			10-10	38	35	3	1.0	10.0	2	12	1	2	49	27t	1	8	1	0	0	0	0	0	0	0	0	0	10-6	

2019 GAME-BY-GAME POSTSEASON STATISTICS (TEXANS)

				TACKLES							INTERCEPTIONS					FUMBLES			ST					MISC				
W	DATE	OPPONENT	P/S	TK	S	A	SK	YDS	TFL	YDS	QBH	NO	YDS	LG	TD	PD	FF	FR	YDS	TK	S	A	FF	FR	S	A	W/L	SCORE
01	01/04	Bills	S	7	7	0	0.0	0.0	0	0	0	0	0	0	0	2	0	0	0	0	0	0	0	0	0	0	W	22-19+
02	01/12	at Chiefs	S	4	4	0	0.0	0.0	0	0	0	0	0	0	0	0	0	0	0	0	0	0	0	0	0	0	L	31-51
2019 TOTALS			2-2	11	11	0	0.0	0.0	0	0	0	0	0	0	0	2	0	0	0	0	0	0	0	0	0	0	1-1	

+ - Overtime



IRA SAVAGE-LEWIS

DEFENSIVE END

6-3 | 290 | BAYLOR

HOMETOWN: HOUSTON, TEXAS | AGE: 24

2ND NFL SEASON | 2ND WITH TEXANS | ACQUIRED: CFA-'19

CAREER GP/GS: 0/0

TEAMS: HOU '19-20



96

TRANSACTIONS: Signed by the Houston Texans as a college free agent on May 10, 2019.

2019 (Houston 0/0, 0/0):

- Placed on the Reserve/Injured list on Aug. 11, 2019

CAREER AT BAYLOR:

- Spent five seasons at Baylor University in Waco, Texas
- Redshirted his freshman season, then went on to play in 40 career games at Baylor, posting 99 total tackles (58 solo), 22.5 tackles for loss, 11.0 sacks, eight quarterback hits and one fumble recovery

2018 (Baylor):

- Started all 13 games on the defensive line, collecting 29 tackles (17 solo), 3.5 tackles for loss, 2.5 sacks and four quarterback hits
- Named second team All-Texas Defense (Dave Campbell)
- Started the season being named first team Preseason All-Big 12 (Phil Steele), second team Preseason All-Big 12 (Lindy's) and third team Preseason All-Big 12 (Athlon)
- Was on the watchlist for the Outland and Nagurski trophies

2017 (Baylor):

- Started all 12 games and posted career highs in tackles for loss (11.5) and sacks (5.5). His 5.5 sacks ranked fifth in the Big-12
- Added 34 tackles (20 solo) and one quarterback hit on the season

- Named second-team All-Big 12 by Waco Tribune-Herald

2016 (Baylor):

- Played in 12 games (six starts) as a defensive tackle and notched a career-high 36 tackles. Added 7.5 tackles for loss, 3.0 sacks, one fumble recovery and three quarterback hits on the season
- Posted a career-high eight tackles at Iowa State (10/1) and added one tackle for loss and one sack in the contest
- Racked up a career-high three tackles for loss in his first-career start in the season opener vs. Northwestern State (9/2)

2015 (Baylor):

- Appeared in five games as a reserve defensive tackle, but recorded no stats

2014 (Baylor):

- Redshirted his freshman season

PERSONAL:

- Houston native and attended Lamar High School
- Two-time all-district honoree
- Rated the nation's 70th-best defensive lineman prospect by 24/7 sports
- As a senior in 2013, named first-team All-District 20-5A and first team All-Greater Houston (Houston Chronicle) after tallying 57 tackles (16 solo), 17.5 tackles for loss, 14.5 sacks and one fumble recovery.
- Received Bachelor of Arts in political science from Baylor in 2018

IRA SAVAGE-LEWIS' NFL REGULAR SEASON DEFENSIVE STATISTICS

DATE	TEAM	GP	GS	TACKLES								INTERCEPTIONS					FUMBLES			ST					MISC	
				TK	S	A	TFL	YDS	SK	YDS	QBH	NO	YDS	LG	TD	PD	FF	FR	YDS	TK	S	A	FF	FR	S	A
2019	Texans	0	0	0	0	0	0	0	0.0	0.0	0	0	0	0	0	0	0	0	0	0	0	0	0	0	0	0
NFL TOTALS		0	0	0	0	0	0	0	0.0	0.0	0	0	0	0	0	0	0	0	0	0	0	0	0	0	0	0

IRA SAVAGE-LEWIS' NFL POSTSEASON DEFENSIVE STATISTICS

DATE	TEAM	GP	GS	TACKLES								INTERCEPTIONS					FUMBLES			ST					MISC	
				TK	S	A	TFL	YDS	SK	YDS	QBH	NO	YDS	LG	TD	PD	FF	FR	YDS	TK	S	A	FF	FR	S	A
2019	Texans	0	0	0	0	0	0	0	0.0	0.0	0	0	0	0	0	0	0	0	0	0	0	0	0	0	0	0
NFL TOTALS		0	0	0	0	0	0	0	0.0	0.0	0	0	0	0	0	0	0	0	0	0	0	0	0	0	0	0

VETERAN BIOS

2019 GAME-BY-GAME REGULAR SEASON STATISTICS (TEXANS)

2019 GAME BY GAME REGULAR SEASON STATISTICS (EXCERPT)																											
W	DATE	OPPONENT	P/S	TACKLES								INTERCEPTIONS					FUMBLES			ST				MISC		W/L	SCORE
				TK	S	A	SK	YDS	TFL	YDS	QBH	NO	YDS	LG	TD	PD	FF	FR	YDS	TK	S	A	FF	FR	S		
01	09/09	at Saints																								L	28-30
02	09/15	Jaguars																								W	13-12
03	09/22	at Chargers																								W	27-20
04	09/29	Panthers																								L	10-16
05	10/06	Falcons																								W	53-32
06	10/13	at Chiefs																								W	31-24
07	10/20	at Colts																								L	23-30
08	10/27	Raiders																								W	27-24
09	11/03	at Jaguars																								W	26-3
11	11/17	at Ravens																								L	7-41
12	11/21	Colts																								W	20-17
13	12/01	Patriots																								W	28-22
14	12/08	Broncos																								L	24-38
15	12/15	at Titans																								W	24-21
16	12/21	at Buccaneers																								W	23-20
17	12/29	Titans																								L	14-35
2019 TOTALS				0	0	0	0.0	0.0	0	0	0	0	0	0	0	0	0	0	0	0	0	0	0	0	0	10-6	

2019 GAME-BY-GAME POSTSEASON STATISTICS (TEXANS)

				TACKLES							INTERCEPTIONS					FUMBLES			ST				MISC					
W	DATE	OPPONENT	P/S	TK	S	A	SK	YDS	TFL	YDS	QBH	NO	YDS	LG	TD	PD	FF	FR	YDS	TK	S	A	FF	FR	S	A	W/L	SCORE
01	01/04	Bills													RESERVE/INJURED											W	22-19+	
02	01/12	at Chiefs													RESERVE/INJURED											L	31-51	
2019 TOTALS				0	0	0	0.0	0.0	0	0	0	0	0	0	0	0	0	0	0	0	0	0	0	0	0	0	1-1	

+ - Overtime



BRENNAN SCARLETT

OUTSIDE LINEBACKER

6-4 | 263 | STANFORD

HOMETOWN: PORTLAND, ORE. | AGE: 27

5TH NFL SEASON | 5TH WITH TEXANS | ACQUIRED: CFA-'16

2019 GP/GS (POST): 15/10 (2/2) | CAREER GP/GS (POST): 45/18 (4/2)

TEAMS: HOU '16-20



57

TRANSACTIONS: Signed by the Houston Texans as a college free agent on May 6, 2016...Signed a contract extension with the Texans on Aug. 28, 2019.

2019 (Houston 15/10, 2/2):

- Played in 15 games (10 starts) and established single-season career highs in total tackles (48), tackles for loss (three), sacks (3.5), quarterback hits (six) and forced fumbles (two). Added one pass defended and three special teams tackles
- Started in both postseason contests and logged three total tackles (two solo) and one quarterback hit
- Notched his first two tackles of the season (one solo) in the Week 2 win vs. Jacksonville (9/15) and added one quarterback hit
- Notched the first forced fumble of his career on a strip-sack vs. Carolina (9/29) and finished the game with two total tackles (one solo), 1.0 sack, one forced fumble and one quarterback hit
- Made his second start this season and finished with four total tackles (three solo), 0.5 sack and one quarterback hit at Indianapolis (10/20)
- Finished second on the team with a single-game career-high seven total tackles (four solo) vs. Oakland (10/27)
- Posted two total tackles (two solo), 2.0 sacks, one forced fumble, one tackle for loss and two quarterback hits in the win over Jacksonville in London (11/3), marking his second career game with 2.0-or-more sacks
- Finished third on the team with seven total tackles (six solo), one tackle for loss and one special teams tackle at Baltimore (11/17)
- Recorded six total tackles (five solo), one tackle for loss and one quarterback hit vs. Indianapolis (11/21). Established a single-season career high with six quarterback hits
- Posted two total tackles (one solo) and one quarterback hit in the Wild Card Round win over Buffalo (1/4/20)
- Recorded one solo tackle in the Divisional Round at Kansas City (1/12/20)

2018 (Houston 12/3, 0/0):

- Finished with 12 total tackles (eight solo), three passes defended, two quarterback hits, one interception, one forced fumble, one fumble recovery and six special teams tackles in 12 games
- Started at JACK linebacker and recorded three solo stops at Tennessee (9/16)

- Recorded one special teams tackle at Indianapolis (9/30)
- Recorded his first career fumble recovery, recovered a blocked punt and tallied one special teams tackle vs. Buffalo (10/14)
- Led the team with two special teams tackles at Jacksonville (10/21)
- Registered one solo stop, one quarterback hit, one pass defended and one special teams tackle at Denver (11/4)
- Recorded three total tackles (two solo), one quarterback hit, two passes defended and his first-career interception at Washington (11/18)
- Tallied three total tackles (two solo), one special teams tackle and one forced fumble vs. Tennessee (11/26). Became the first Texans player to record that stat line since Fred Bennett vs. Chicago in Week 17 of the 2008 season
- Placed on the Reserve/Injured list on Dec. 8, 2018

2017 (Houston 11/5):

- Registered 26 total tackles, 2.0 sacks, one pass defended, three quarterback hits and six tackles for loss in 11 games played (five starts)
- Missed the final five weeks of the season after being placed on the Reserve/Injured list on Dec. 4
- Ranked third on the team in tackles for loss
- Notched his first career start and produced four total tackles vs. Cleveland (10/15)
- Started his second-consecutive game and recorded the first pass defended of his career at Seattle (10/29)
- Made his third-consecutive start and posted a career-best four solo tackles with his first tackle for loss of the season vs. Indianapolis (11/5)
- Tallied four total tackles, two quarterback hits, three tackles for loss and the first two sacks of his career on the same drive at the Los Angeles Rams (11/12). He joined DE/OLB Jadeveon Clowney, ILB Benardrick McKinney and S Eddie Pleasant as the fourth Texan to record 2.0-or-more sacks in a game during the 2017 season
- Posted four total tackles and his second career game of multiple tackles for loss at Baltimore (11/27)

2016 (Houston 7/0, 2/0):

- Tallied 10 total tackles (three solo) and one tackle for loss as a rookie
- Made his NFL debut and contributed with one special teams tackle vs. Kansas City (9/18)
- Saw his first action on defense and recorded one tackle at

VETERAN BIOS

New England (9/22) in Week 3

- ✦ Tied for the team lead with a career-high two special teams tackles at Minnesota (10/9) in Week 5
- ✦ Placed on the Reserve/Injured list on Oct. 19
- ✦ Activated from the Reserve/Injured Designated for Return list on Dec. 17
- ✦ Played in his first game since Week 6 and tallied a career-high four total tackles (one solo) vs. Jacksonville (12/18) in Week 15
- ✦ Posted four total tackles, including his first career tackle for loss, at Tennessee (1/1/17) in Week 17
- ✦ Played as a reserve linebacker and contributed on special teams in both postseason contests

COLLEGE:

- ✦ Played one season at Stanford (Calif.) University (2015) after transferring from the University of California, Berkeley, where he played three seasons (2011-12; 14)
- ✦ His first roommate at California was NFL TE Stephen Anderson
- ✦ Redshirted the 2013 campaign at California due to injury
- ✦ Played in 17 games with 14 starts over four seasons with Cal but missed the entire 2013 campaign and significant portions of the 2011 and 2014 seasons due to injury
- ✦ Registered career totals of 54 total tackles, 9.0 tackles for loss (42 yards), 4.5 sacks (34 yards), three pass breakups, three forced fumbles and six quarterback hurries with the Golden Bears
- ✦ Led the Cardinal to a Rose Bowl victory over Iowa in January 2016 in his lone season with the program

- ✦ Joined Stanford as the program's first-ever graduate transfer
- ✦ That season, earned All-Pac-12 honorable mention after playing in 14 games and compiling 37 total tackles, 8.0 tackles for loss, 5.5 sacks and two pass breakups

PERSONAL:

- ✦ Prepped at Central Catholic High School in Portland, Ore.
- ✦ Earned varsity letters in football, swimming and track and field
- ✦ 2010 U.S. Army All-American Bowl
- ✦ 2010 PrepStar All-America
- ✦ 2010 SuperPrep All-America
- ✦ 31 total tackles in first two games of senior season
- ✦ 59 total tackles, 6.0 sacks, one interception and three forced fumbles as a junior
- ✦ 43 total tackles, 4.0 sacks and three forced fumbles as a sophomore
- ✦ National Federation of High School Awards for Excellence
- ✦ Multnomah Athletic Club Scholar Student Award
- ✦ Son of Paul and Suzy Scarlett
- ✦ Father ran track at BYU
- ✦ Two siblings, Cam and Isabella
- ✦ Grandfather, great-grandfather, uncle and multiple cousins attended Stanford
- ✦ Maternal grandfather, John Evans, was governor of Idaho from 1977-87
- ✦ Graduated from Cal's prestigious Haas School of Business in May of 2015 with a bachelor's degree in business administration

BRENNAN SCARLETT'S NFL REGULAR SEASON DEFENSIVE STATISTICS

DATE	TEAM	GP	GS	TACKLES							QBH	INTERCEPTIONS					FUMBLES			ST					MISC	
				TK	S	A	TFL	YDS	SK	YDS		NO	YDS	LG	TD	PD	FF	FR	YDS	TK	S	A	FF	FR	S	A
2016	Texans	7	0	10	3	7	1	1	0.0	0.0	0	0	0	0	0	0	0	0	0	3	3	0	0	0	0	0
2017	Texans	11	5	26	19	7	6	17	2.0	11.0	3	0	0	0	0	1	0	0	0	3	2	1	0	0	0	0
2018	Texans	12	3	12	8	4	0	0	0.0	0.0	2	1	8	8	0	3	1	0	0	6	4	2	0	1	0	0
2019	Texans	15	10	48	30	18	3	16	3.5	7.5	6	0	0	0	0	1	2	0	0	3	1	2	0	0	0	0
NFL TOTALS		45	18	96	60	36	10	34	5.5	18.5	11	1	8	8	0	5	3	0	0	15	10	5	0	1	0	0

BRENNAN SCARLETT'S NFL POSTSEASON DEFENSIVE STATISTICS

DATE	TEAM	GP	GS	TACKLES							QBH	INTERCEPTIONS					FUMBLES			ST					MISC	
				TK	S	A	TFL	YDS	SK	YDS		NO	YDS	LG	TD	PD	FF	FR	YDS	TK	S	A	FF	FR	S	A
2016	Texans	2	0	0	0	0	0	0	0.0	0.0	0	0	0	0	0	0	0	0	0	1	1	0	0	0	0	0
2018	Texans	0	0	0	0	0	0	0	0.0	0.0	0	0	0	0	0	0	0	0	0	0	0	0	0	0	0	0
2019	Texans	2	2	3	2	1	0	0	0.0	0.0	1	0	0	0	0	0	0	0	0	1	1	0	0	0	0	0
NFL TOTALS		4	2	3	2	1	0	0	0.0	0.0	1	0	0	0	0	0	0	0	0	2	2	0	0	0	0	0

VETERAN BIOS

SINGLE-GAME HIGHS: DEFENSIVE

Total Tackles	7 at Baltimore Ravens, Nov 17, 2019 ...1 more at 7.	Interceptions	1 at Washington Redskins, Nov 18, 2018
Sacks	2.0 at Jacksonville Jaguars, Nov 03, 2019 ...1 more at 2.0.	Interception Return Yards	8 at Washington Redskins, Nov 18, 2018
Passes Defensed	2 at Washington Redskins, Nov 18, 2018	Special Teams Tackles	2 at Jacksonville Jaguars, Oct 21, 2018 ...2 more at 2.
Forced Fumbles	1 at Jacksonville Jaguars, Nov 03, 2019 ...2 more at 1.	Special Teams Fumble Recoveries	1 vs. Buffalo Bills, Oct 14, 2018
Tackles For Loss	3 at Los Angeles Rams, Nov 12, 2017		

SINGLE-GAME HIGHS - POSTSEASON: DEFENSIVE

Total Tackles	2 vs. Buffalo Bills, Jan 04, 2020	Special Teams Tackles	1 at Kansas City Chiefs, Jan 12, 2020 ...1 more at 1.
----------------------	-----------------------------------	------------------------------	--


2019 GAME-BY-GAME REGULAR SEASON STATISTICS (TEXANS)

				TACKLES								INTERCEPTIONS					FUMBLES			ST				MISC				
W	DATE	OPPONENT	P/S	TK	S	A	SK	YDS	TFL	YDS	QBH	NO	YDS	LG	TD	PD	FF	FR	YDS	TK	S	A	FF	FR	S	A	W/L	SCORE
01	09/09	at Saints	P	0	0	0	0.0	0.0	0	0	0	0	0	0	0	0	0	0	0	0	0	0	0	0	0	0	L	28-30
02	09/15	Jaguars	P	2	1	1	0.0	0.0	0	0	1	0	0	0	0	0	0	0	0	0	0	0	0	0	0	0	W	13-12
03	09/22	at Chargers	P	2	2	0	0.0	0.0	0	0	0	0	0	0	0	0	0	0	0	0	0	0	0	0	0	0	W	27-20
04	09/29	Panthers	S	2	1	1	1.0	0.0	0	0	1	0	0	0	0	0	1	0	0	0	0	0	0	0	0	0	L	10-16
05	10/06	Falcons	P	1	0	1	0.0	0.0	0	0	0	0	0	0	0	0	0	0	0	0	0	0	0	0	0	0	W	53-32
06	10/13	at Chiefs	P	0	0	0	0.0	0.0	0	0	0	0	0	0	0	0	0	0	0	0	0	0	0	0	0	0	W	31-24
07	10/20	at Colts	S	4	3	1	0.5	2.5	0	0	1	0	0	0	0	0	0	0	0	0	0	0	0	0	0	0	L	23-30
08	10/27	Raiders	S	7	4	3	0.0	0.0	0	0	0	0	0	0	0	0	0	0	0	0	1	1	0	0	0	0	W	27-24
09	11/03	at Jaguars	S	2	2	0	2.0	5.0	1	5	2	0	0	0	0	0	1	0	0	0	0	0	0	0	0	0	W	26-3
11	11/17	at Ravens	S	7	6	1	0.0	0.0	1	7	0	0	0	0	0	0	0	0	0	0	1	0	1	0	0	0	L	7-41
12	11/21	Colts	S	6	5	1	0.0	0.0	1	4	1	0	0	0	0	0	0	0	0	0	0	0	0	0	0	0	W	20-17
13	12/01	Patriots		INACTIVE																				W	28-22			
14	12/08	Broncos	S	3	0	3	0.0	0.0	0	0	0	0	0	0	0	0	0	0	0	0	0	0	0	0	0	0	L	24-38
15	12/15	at Titans	S	5	2	3	0.0	0.0	0	0	0	0	0	0	0	0	0	0	0	0	1	0	1	0	0	0	W	24-21
16	12/21	at Buccaneers	S	1	1	0	0.0	0.0	0	0	0	0	0	0	0	1	0	0	0	0	0	0	0	0	0	0	W	23-20
17	12/29	Titans	S	6	3	3	0.0	0.0	0	0	0	0	0	0	0	0	0	0	0	0	0	0	0	0	0	0	L	14-35
2019 TOTALS			15-10	48	30	18	3.5	7.5	3	16	6	0	0	0	0	1	2	0	0	3	1	2	0	0	0	0	10-6	

2019 GAME-BY-GAME POSTSEASON STATISTICS (TEXANS)

			TACKLES								INTERCEPTIONS					FUMBLES			ST				MISC						
W	DATE	OPPONENT	P/S	TK	S	A	SK	YDS	TFL	YDS	QBH	NO	YDS	LG	TD	PD	FF	FR	YDS	TK	S	A	FF	FR	S	A	W/L	SCORE	
01	01/04	Bills	S	2	1	1	0.0	0.0	0	0	1	0	0	0	0	0	0	0	0	0	0	0	0	0	0	0	W	22-19+	
02	01/12	at Chiefs	S	1	1	0	0.0	0.0	0	0	0	0	0	0	0	0	0	0	0	0	1	1	0	0	0	0	L	31-51	
2019 TOTALS			2-2	3	2	1	0.0	0.0	0	0	1	0	0	0	0	0	0	0	0	0	1	1	0	0	0	0	0	1-1	

+ - Overtime



MAX SCHARPING

GUARD/TACKLE

6-6 | 327 | NORTHERN ILLINOIS

HOMETOWN: GREEN BAY, WIS. | AGE: 23

2ND NFL SEASON | 2ND WITH TEXANS | ACQUIRED: D2B-'19

2019 GP/GS (POST): 16/14 (2/2) | CAREER GP/GS (POST): 16/14 (2/2)

TEAMS: HOU '19-20



74

TRANSACTIONS: Selected by the Houston Texans with the 23rd pick in the second round (55th overall) of the 2019 NFL Draft.

2019 (Houston 16/14, 2/2):

- ✦ Played in all 16 games (14 starts) as a rookie at left guard and helped the rushing attack average 4.63 yards per carry, which marked the second-best clip in Texans history and the most since 2010
- ✦ Made his NFL debut in the season opener at New Orleans (9/9) and saw action on special teams
- ✦ Notched his first-career NFL start, starting at left guard in the Week 3 win over the L.A. Chargers (9/22). Part of an offensive line that helped block for QB Deshaun Watson's 351-yard three-touchdown performance
- ✦ Played in every offensive snap at left guard vs. Atlanta (10/6), protecting QB Deshaun Watson who registered 426 passing yards and five passing touchdowns
- ✦ Started at left guard at Kansas City (10/13) as part of an offensive line that did not allow a sack on QB Deshaun Watson for the second-consecutive week, the first time the Texans had accomplished the feat since Weeks 1-2 of the 2014 season
- ✦ Started at left guard as part of an offensive line that blocked for 388 yards of total offense vs. Oakland (10/27)
- ✦ Started at left guard in the win over Jacksonville at Wembley Stadium in London (11/3) as part of an offensive line that paved the way for 216 total rushing yards, the most rushing yards in a single game since Week 12 of the 2018 season vs. Tennessee (281) and the second-most yards in a game under Head Coach Bill O'Brien (2014-19)
- ✦ Started at left guard vs. Indianapolis (11/21) and helped block for 396 total net yards of offense, the eighth time on the season the Texans posted more than 350 total net yards
- ✦ Helped block for 276 net yards and four total touchdowns on offense as a starter at left guard vs. New England (12/1)
- ✦ Played every offensive snap as part of an offensive line that only allowed one sack at Tennessee (12/15) and helped pave the way for RB Carlos Hyde's 104 rushing yards
- ✦ Started at left guard in the Wild Card Round vs. Buffalo (1/4/20), which was his first career playoff game, and helped the offense record 141 total rushing yards, the third-most rushing yards in a postseason game in franchise history
- ✦ Started at left guard in the Divisional Round at Kansas City

(1/12/20) and helped the offense gain the most total net yards (442) and most net passing yards (348) in a postseason game in franchise history

CAREER AT NORTHERN ILLINOIS:

- ✦ Played four seasons (2015-18) at Northern Illinois University in DeKalb, Ill. after redshirting the 2014 campaign
- ✦ Started every game of his college career (53 games) and did not miss a snap as a senior in 2018
- ✦ Earned All-MAC honors at right tackle in 2016 and left tackle in 2017

2018 (Northern Illinois):

- ✦ Did not miss a snap after starting all 14 games and leading the Huskies to a MAC Championship
- ✦ Earned a \$13,000 scholarship as a National Football Foundation Scholar-Athlete and was one of 12 finalists for the Williams Campbell Trophy
- ✦ Semifinalist for the Wuerffel Trophy, given to the college football player who best combines exemplary community service with athletic and academic achievement
- ✦ Did not allow any sacks or QB pressures versus Utah, BYU or Florida State

2017 (Northern Illinois):

- ✦ Earned first-team All-MAC honors at left tackle
- ✦ Started all 13 games
- ✦ Led the way for Huskie running backs to run for more than 100 yards in four games including at Nebraska (9.16)
- ✦ Named to the Academic All-MAC for the third time and was a MAC Distinguished Scholar-Athlete

2016 (Northern Illinois):

- ✦ Earned All-MAC honors at right tackle
- ✦ Started every game for a second-consecutive year, including seven starts at right guard
- ✦ Member of an offensive line that led the nation in fewest sacks allowed with eight
- ✦ Helped block for back-to-back 300-yard rushing games against Western Illinois (9/24) and at Ball State (10/1)

2015 (Northern Illinois):

- ✦ Named to the FWAA Freshman All-American Team as the MAC's only representative on the team
- ✦ Started all 14 games for the Huskies as a freshman

VETERAN BIOS

- Started the season at right tackle, but also played right guard
- Named Northern Illinois Co-Offensive Player of the Week after the Huskies put up 59 points and 636 yards of total offense vs. Ball State (10/10)
- Helped the Huskies capture their sixth-consecutive MAC West title
- Earned Academic All-MAC and MAC Distinguished Scholar Athlete recognition

2014 (Northern Illinois):

- Redshirted the season

PERSONAL:

- Attended Southwest High School in Green Bay, Wisc.
- Named first-team all-state as a senior in 2013
- Three-time all-conference and two-time all-area selection
- Started all but one game over three seasons on the offensive and defensive lines
- Earned his undergraduate degree in kinesiology and completed his master's degree in December 2018

2019 GAME-BY-GAME REGULAR SEASON STATISTICS (TEXANS)

W	DATE	OPPONENT	P/S	W/L	SCORE
01	09/09	at Saints	P	L	28-30
02	09/15	Jaguars	P	W	13-12
03	09/22	at Chargers	S	W	27-20
04	09/29	Panthers	S	L	10-16
05	10/06	Falcons	S	W	53-32
06	10/13	at Chiefs	S	W	31-24
07	10/20	at Colts	S	L	23-30
08	10/27	Raiders	S	W	27-24
09	11/03	at Jaguars	S	W	26-3
11	11/17	at Ravens	S	L	7-41
12	11/21	Colts	S	W	20-17
13	12/01	Patriots	S	W	28-22
14	12/08	Broncos	S	L	24-38
15	12/15	at Titans	S	W	24-21
16	12/21	at Buccaneers	S	W	23-20
17	12/29	Titans	S	L	14-35
2019 TOTALS			16-14	10-6	

2019 GAME-BY-GAME POSTSEASON STATISTICS (TEXANS)

W	DATE	OPPONENT	P/S	W/L	SCORE
01	01/04	Bills	S	W	22-19+
02	01/12	at Chiefs	S	L	31-51
2019 TOTALS			2-2	1-1	

+ - Overtime



DAVID STEINMETZ

TACKLE

6-8 | 321 | PURDUE

HOMETOWN: GRAFTON, MASS. | AGE: 25

2ND NFL SEASON | 2ND WITH TEXANS | ACQUIRED: FA - '18

CAREER GP/GS: 0/0

TEAMS: HOU '18-'20; MIA '18



79

TRANSACTIONS: Originally signed by the Miami Dolphins as a college free agent on May 10, 2018...Waived by the Dolphins on Sept. 1, 2018...Signed to the Houston Texans practice squad on Nov. 20, 2018...Signed by the Texans on Jan. 7, 2019.

2019 (Houston 0/0, 0/0):

- ✦ Saw action in the first two preseason games before placed on the Reserve/Injured list on Aug. 26

2018 (Houston 0/0, 0/0):

- ✦ Spent the offseason and preseason with the Dolphins
- ✦ Signed to the Texans practice squad prior to Week 12
- ✦ Spent Weeks 12-17 and the postseason on the Texans practice squad

COLLEGE:

- ✦ Played one season (2017) at Purdue University in West Lafayette, Ind. after playing three seasons (2014-16) at the University of Rhode Island in Kingston, R.I. and redshirting the 2013 season
- ✦ Appeared in 46 career games with 44 starts during his collegiate career

- ✦ Started all 13 games at right tackle as a senior for the Boilermakers and earned All-Big Ten honorable mention in his lone season at Purdue, blocking for an offense that averaged 403.1 yards per game
- ✦ Played in 33 games at the University of Rhode Island, including 11 starts as a junior, 11 starts at right tackle as a redshirt sophomore and 11 games (nine starts) as a redshirt freshman
- ✦ As a redshirt sophomore, was part of an offensive line that surrendered only 22 sacks all season, the second-fewest in the Colonial Athletic Association

PERSONAL:

- ✦ Attended Grafton (Mass.) High School and played four seasons of football and three seasons of track and field
- ✦ Named team captain as a senior in 2012
- ✦ Son of Mark and Deb Steinmetz
- ✦ Has one sister, Marita
- ✦ Enjoys hunting, fishing, off-roading, hiking and anything outdoors
- ✦ Majored in criminology and criminal justice and began his master's in leadership

DAVID STEINMETZ'S NFL REGULAR SEASON STATISTICS

DATE	TEAM	GP	GS
2018	Dolphins	0	0
2018	Texans	0	0
2018	TOTAL	0	0
2019	Texans	0	0
NFL TOTALS		0	0

DAVID STEINMETZ'S NFL POSTSEASON STATISTICS

DATE	TEAM	GP	GS
2018	Texans	0	0
2019	Texans	0	0
NFL TOTALS		0	0

VETERAN BIOS


2019 GAME-BY-GAME REGULAR SEASON STATISTICS (TEXANS)

W	DATE	OPPONENT	P/S		W/L	SCORE
01	09/09	at Saints		RESERVE/INJURED	L	28-30
02	09/15	Jaguars		RESERVE/INJURED	W	13-12
03	09/22	at Chargers		RESERVE/INJURED	W	27-20
04	09/29	Panthers		RESERVE/INJURED	L	10-16
05	10/06	Falcons		RESERVE/INJURED	W	53-32
06	10/13	at Chiefs		RESERVE/INJURED	W	31-24
07	10/20	at Colts		RESERVE/INJURED	L	23-30
08	10/27	Raiders		RESERVE/INJURED	W	27-24
09	11/03	at Jaguars		RESERVE/INJURED	W	26-3
11	11/17	at Ravens		RESERVE/INJURED	L	7-41
12	11/21	Colts		RESERVE/INJURED	W	20-17
13	12/01	Patriots		RESERVE/INJURED	W	28-22
14	12/08	Broncos		RESERVE/INJURED	L	24-38
15	12/15	at Titans		RESERVE/INJURED	W	24-21
16	12/21	at Buccaneers		RESERVE/INJURED	W	23-20
17	12/29	Titans		RESERVE/INJURED	L	14-35
2019 TOTALS			0-0		10-6	

2019 GAME-BY-GAME POSTSEASON STATISTICS (TEXANS)

W	DATE	OPPONENT	P/S		W/L	SCORE
01	01/04	Bills		RESERVE/INJURED	W	22-19+
02	01/12	at Chiefs		RESERVE/INJURED	L	31-51
2019 TOTALS			0-0		1-1	

+ - Overtime



KENNY STILLS

WIDE RECEIVER

6-1 | 202 | OKLAHOMA

HOMETOWN: ENCINITAS, CALIF. | AGE: 28

8TH NFL SEASON | 2ND WITH TEXANS | ACQUIRED: T-'19 (MIA)

2019 GP/GS (POST): 13/5 (2/2) | CAREER GP/GS (POST): 107/77 (5/4)

TEAMS: NO '13-14; MIA '15-18; HOU '19-20



12

TRANSACTIONS: Selected by the New Orleans Saints in the fifth round (144th overall) of the 2013 NFL Draft...Traded to the Dolphins on March 13, 2015...Re-signed with the Dolphins on March 9, 2017...Traded to the Houston Texans on Aug. 31, 2019.

CAREER:

- Has appeared in 107 games (77 starts)
- Amassed 4,699 yards and 36 touchdowns on 299 receptions over his career with the Saints, Dolphins and Texans
- Averages 15.7 yards per reception since 2013, which is second among NFL receivers (min. 200 catches)
- Since entering the league in 2013, has notched 24 receptions of 40-plus yards, which is ninth-most in the NFL over that span
- Has 32 career receptions of 35-or-more yards, which is the tied for 10th-most in the NFL since 2013
- Since 2013, has 25 career touchdown receptions of more than 20 yards, which is tied for the second-most in the NFL over that span
- Owns eight games of 100-plus receiving yards
- Averaged at least 14.0 yards per reception (min. 25 receptions) in each season since entering the league in 2013, the only player in the NFL to do so over that span
- Since 2016, has notched 17 touchdown receptions of 20-plus yards, which is tied for third in the NFL over that span
- One of only five receivers in the NFL to record at least six receiving touchdowns in each season between 2016-18
- Led the NFL in yards per reception as a rookie in 2013 with 20.0

2019 (Houston 13/5, 2/2):

- Played in 13 games (five starts) in his first season with the Texans and racked up 561 receiving yards and four touchdowns on 40 receptions (14.0 avg.)
- Started in both postseason contests and tallied seven catches for 126 yards (18.0 avg.) and the first postseason touchdown of his career
- Hauled in three receptions for 37 yards (12.3 avg.) and one touchdown in his Texans debut at New Orleans (9/9)
- Led the team in receiving with 89 yards on four receptions (22.3 avg.) in the Week 3 win over the L.A. Chargers (9/22), including a 38-yard reception on a flea flicker from QB Deshaun Watson in the second quarter, setting up the Texans' first touchdown
- Finished second on the team with 52 yards on four receptions (13.0 avg.) in the win over Jacksonville in

London (11/3). Eclipsed 4,500 career receiving yards and became the first player since Willie Davis in 1998 to record over 4,500 receiving yards on less than 300 career receptions

- Finished with 105 receiving yards on four receptions (26.3 avg.) at Indianapolis (11/21), including a season-long 45-yard reception. Notched his 23rd career reception of 40-or-more yards, which tied Julio Jones (23) for the seventh-most in the NFL since entering the league in 2013
- Finished with 61 receiving yards and one touchdown on three receptions (20.3 avg.) vs. New England (12/1). Posted his 32nd career reception of 35-or-more yards, which is the 10th-most in the NFL since 2013 and his 25th career touchdown reception of more than 20 yards, which is the third-most in the NFL since 2013
- Finished with 35 receiving yards and two touchdowns on three receptions (11.7 avg.) at Tennessee (12/15), marking his fourth career game with multiple receiving touchdowns and first since Week 1 of 2018 vs. Tennessee. Posted his seventh-consecutive season with at least three touchdown receptions, including every season since he entered the NFL in 2013, which ties T.Y. Hilton and Golden Tate for the longest active streak in the NFL
- Led the team with 57 receiving yards on five catches (11.4 avg.) at Tampa Bay (12/21), extending his streak to 55 consecutive games with a reception
- Finished second on the team with 46 receiving yards on four receptions (11.5 avg.), including a 20-yard reception in the Wild Card Round vs. Buffalo (1/4/20), which was the second-most receptions and second-most receiving yards in a playoff game in his NFL career
- Posted 80 receiving yards and one touchdown on three receptions (26.7 avg.) in the Divisional Round at Kansas City (1/12/20), including a 54-yard touchdown that marked the longest play from scrimmage in Texans postseason history

2018 (Miami 15/15):

- Started in 15 games, serving as a team captain for the entire season
- Racked up 553 yards and six touchdowns on 37 receptions (14.9 average)
- Tallied four receptions for 106 yards (26.5 avg.) and two touchdowns vs. Tennessee (9/9), including a 75-yard touchdown reception, the second-longest of his career. Only the third multi-touchdown game of his career

- ✦ Posted a season-high 135 yards and one touchdown on eight receptions (16.9 avg.) vs. New England (12/9). Surpassed 4,000 career receiving yards after a 43-yard reception in the second quarter
- ✦ Notched his first-career pass attempt, which resulted in a three-yard touchdown at Buffalo (12/30)

2017 (Miami 16/16):

- ✦ Started in all 16 games for the Dolphins and pulled in 58 catches for 847 yards and six touchdowns (14.6 avg.)
- ✦ Eclipsed 3,000 career receiving yards with a 65-yard performance at Baltimore (10/26)
- ✦ Notched a career-high 180 yards on seven receptions (25.7 avg.) and recorded a touchdown vs. Tampa Bay (11/19). His 180 yards were the seventh-most in a single game in Dolphins history and his 25.7 average was the fourth-best mark in Dolphins history
- ✦ Caught five passes for 98 yards and a touchdown (19.6 avg.) vs. Denver (12/3)

2016 (Miami 16/16, 1/1):

- ✦ Started in all 16 games
- ✦ Finished the season with 42 receptions for 726 yards (17.3 avg.) and a career-high nine touchdowns. His nine touchdowns also led the team and ranked sixth in the NFL
- ✦ Averaged 17.3 yards per reception, the third-best mark in the league and averaged 13.0 yards at catch, the second-best mark in the NFL
- ✦ Recorded a season-high 100 yards on five catches (20.0 avg.) and added a touchdown vs. Buffalo (10/23)
- ✦ Caught six-of-seven targets for 97 yards (16.2 avg.) and a touchdown vs. Arizona (12/11)
- ✦ Started in the Wild Card Round at Pittsburgh (1/1/17) and pulled in five receptions for 82 yards (16.4 avg.)

2015 (Miami 16/8):

- ✦ Played in all 16 games (eight starts) in his first season with the Dolphins
- ✦ Pulled in 27 receptions for 440 yards (16.3 avg.) and three touchdowns
- ✦ Notched five catches for a season-high 81 yards (16.2 avg.) and a touchdown vs. the N.Y. Jets (10/4)
- ✦ Posted 74 yards on three catches (24.7 avg.) at Buffalo (11/8)

2014 (New Orleans 15/6):

- ✦ Appeared in 15 games (six starts) and established career highs in receptions (63) and receiving yards (931) and added three touchdowns on the season
- ✦ Tallied 103 yards on five receptions (20.6 avg.) at Detroit (10/19) and added a touchdown in his second-career 100-

yard performance

- ✦ Pulled in five catches for a season-high 162 yards (32.4 avg.) and a touchdown at Pittsburgh (11/30)

2013 (New Orleans 16/10, 2/1):

- ✦ Played in all 16 games (10 starts) as a rookie in New Orleans and finished the season with 641 yards and five touchdowns on 32 receptions (20.0 avg.)
- ✦ His 20.0 yards-per-catch average led the NFL and was the highest mark by a rookie in Saints history
- ✦ Recorded two catches for 86 yards (43.0 avg.) in his NFL debut vs. Atlanta (9/8)
- ✦ Notched the first 100-yards and first multi-touchdown performance of his career with 129 yards and two touchdowns on three catches (43.0 avg.) vs. Buffalo (10/27)

COLLEGE:

- ✦ Played three seasons (2010-12) at the University of Oklahoma University in Norman, Okla., and started in all 38 games of his career with the Sooners
- ✦ Left his mark on school history, finishing his collegiate career ranked fourth in career receptions (204), third in receiving yards (2,594) and fifth in touchdown receptions (24)

PERSONAL:

- ✦ Attended La Costa Canyon High School in Encinitas, Calif., where he broke the San Diego area career record with 3,041 receiving yards
- ✦ Three-time Nat Moore Community Service Award winner (2016-18)
- ✦ Rode a bike 14 miles to help raise money at the 2019 Dolphins Cancer Challenge
- ✦ Nominated for the Walter Payton Man of the Year twice (2017 & 2018)
- ✦ Helped donate football equipment to Miami's local NFL Youth Education Town center in 2018
- ✦ Worked with the Dolphins and the Ross Initiative in Sports for Equality (RISE) to host a town hall meeting in 2016 that brought influential local leaders together with law enforcement to discuss actionable steps that could be taken to address issues of racial inequality and unite the community
- ✦ Helped organize a police ride-along program and has inspired other NFL players to host similar programs in their local communities
- ✦ Helps fund CommUNITY tailgates, which bring local student-athletes, coaches, parents, community leaders, law enforcement and military personnel together at every Dolphins home game

VETERAN BIOS

KENNY STILLS' NFL REGULAR SEASON RUSHING/RECEIVING STATISTICS

DATE	TEAM	GP	GS	RECEIVING					RUSHING				
				NO.	YDS	AVG	LG	TD	NO.	YDS.	AVG.	LG	TD
2013	Saints	16	10	32	641	20.0	76t	5	3	10	3.3	4	0
2014	Saints	15	7	63	931	14.8	69t	3	1	-2	-2.0	-2	0
2015	Dolphins	16	8	27	440	16.3	47t	3	0	0	0.0	0	0
2016	Dolphins	16	16	42	726	17.3	74t	9	0	0	0.0	0	0
2017	Dolphins	16	16	58	847	14.6	61t	6	0	0	0.0	0	0
2018	Dolphins	15	15	37	553	14.9	75t	6	0	0	0.0	0	0
2019	Texans	13	5	40	561	14.0	45	4	0	0	0.0	0	0
NFL TOTALS		107	77	299	4,699	15.7	76t	36	4	8	2.0	4	0

KENNY STILLS' NFL POSTSEASON RUSHING/RECEIVING STATISTICS

DATE	TEAM	GP	GS	RECEIVING					RUSHING				
				NO.	YDS	AVG	LG	TD	NO.	YDS.	AVG.	LG	TD
2013	Saints	2	1	3	35	11.7	14	0	1	1	1.0	1	0
2016	Dolphins	1	1	5	82	16.4	36	0	0	0	0.0	0	0
2019	Texans	2	2	7	126	18.0	54t	1	0	0	0.0	0	0
NFL TOTALS		5	4	15	243	16.2	54t	1	1	1	1.0	1	0

KENNY STILLS' NFL REGULAR SEASON RETURN STATISTICS

DATE	TEAM	KICKOFF RETURNS					PUNT RETURNS					
		RET.	YDS.	AVG.	LG	TD	NO.	FC	YDS	AVG	LG	TD
2013	Saints	0	0	0.0	0	0	0	0	0	0.0	0	0
2014	Saints	0	0	0.0	0	0	0	0	0	0.0	0	0
2015	Dolphins	0	0	0.0	0	0	0	0	0	0.0	0	0
2016	Dolphins	0	0	0.0	0	0	0	0	0	0.0	0	0
2017	Dolphins	0	0	0.0	0	0	0	0	0	0.0	0	0
2018	Dolphins	0	0	0.0	0	0	2	1	6	3.0	6	0
2019	Texans	0	0	0.0	0	0	0	0	0	0.0	0	0
NFL TOTALS		0	0	0.0	0	0	2	1	6	3.0	6	0

SINGLE-GAME HIGHS: RUSHING/RECEIVING

Rush Attempts	1 vs. Baltimore Ravens, Nov 24, 2014 ...3 more at 1.	All-purpose yards	180 vs. Tampa Bay Buccaneers, Nov 19, 2017
Rushing Yards	4 vs. Buffalo Bills, Oct 27, 2013	Fair Catches	1 at Indianapolis Colts, Nov 25, 2018
Longest Runs	4 vs. Buffalo Bills, Oct 27, 2013	Punt Return Yards	6 vs. Buffalo Bills, Dec 02, 2018
Receptions	8 vs. New England Patriots, Dec 09, 2018 ...1 more at 8.	Longest Punt Return	6 vs. Buffalo Bills, Dec 02, 2018
Receiving Yards	180 vs. Tampa Bay Buccaneers, Nov 19, 2017	Punt Returns	2 vs. Buffalo Bills, Dec 02, 2018
Longest Receptions	76t vs. Tampa Bay Buccaneers, Dec 29, 2013	Miscellaneous Tackles	1 vs. Denver Broncos, Dec 08, 2019 ...11 more at 1.
Receiving TDs	2 at Tennessee Titans, Dec 15, 2019 ...3 more at 2.	Most TDs	2 at Tennessee Titans, Dec 15, 2019 ...3 more at 2.

SINGLE-GAME HIGHS - POSTSEASON: RUSHING/RECEIVING

Rush Attempts	1 at Philadelphia Eagles, Jan 04, 2014	Longest Receptions	54t at Kansas City Chiefs, Jan 12, 2020
Rushing Yards	1 at Philadelphia Eagles, Jan 04, 2014	Receiving TDs	1 at Kansas City Chiefs, Jan 12, 2020
Longest Runs	1 at Philadelphia Eagles, Jan 04, 2014	All-purpose yards	82 at Pittsburgh Steelers, Jan 08, 2017
Receptions	5 at Pittsburgh Steelers, Jan 08, 2017	Most TDs	1 at Kansas City Chiefs, Jan 12, 2020
Receiving Yards	82 at Pittsburgh Steelers, Jan 08, 2017		

VETERAN BIOS

100-YARD RECEIVING GAMES (8): REGULAR SEASON

DATE	TEAM	NO.	YDS.	AVG.	LG	TD
10/27/13	BILLS	3	129	43.0	69t	2
10/19/14	at Lions	5	103	20.6	46t	1
11/30/14	at Steelers	5	162	32.4	69t	1
10/23/16	BILLS	5	100	20.0	66t	1
11/19/17	BUCCANEERS	7	180	25.7	61t	1
09/09/18	TITANS	4	106	26.5	75t	2
12/09/18	PATRIOTS	8	135	16.9	43	1
10/20/19	at Colts	4	105	26.3	45	0

2019 GAME-BY-GAME REGULAR SEASON STATISTICS (TEXANS)

W	DATE	OPPONENT	P/S	RECEIVING					RUSHING					W/L	SCORE
				NO	YDS	AVG	LG	TD	NO	YDS	AVG	LG	TD		
01	09/09	at Saints	P	3	37	12.3	37t	1	0	0	0.0	0	0	L	28-30
02	09/15	Jaguars	P	2	38	19.0	31	0	0	0	0.0	0	0	W	13-12
03	09/22	at Chargers	P	4	89	22.3	38	0	0	0	0.0	0	0	W	27-20
04	09/29	Panthers	P	2	24	12.0	14	0	0	0	0.0	0	0	L	10-16
05	10/06	Falcons						INACTIVE						W	53-32
06	10/13	at Chiefs						INACTIVE						W	31-24
07	10/20	at Colts	P	4	105	26.3	45	0	0	0	0.0	0	0	L	23-30
08	10/27	Raiders	S	3	22	7.3	13	0	0	0	0.0	0	0	W	27-24
09	11/03	at Jaguars	S	4	52	13.0	18	0	0	0	0.0	0	0	W	26-3
11	11/17	at Ravens	S	4	27	6.8	13	0	0	0	0.0	0	0	L	7-41
12	11/21	Colts	P	1	6	6.0	6	0	0	0	0.0	0	0	W	20-17
13	12/01	Patriots	P	3	61	20.3	35t	1	0	0	0.0	0	0	W	28-22
14	12/08	Broncos	S	2	8	4.0	5	0	0	0	0.0	0	0	L	24-38
15	12/15	at Titans	P	3	35	11.7	16t	2	0	0	0.0	0	0	W	24-21
16	12/21	at Buccaneers	S	5	57	11.4	21	0	0	0	0.0	0	0	W	23-20
17	12/29	Titans						INACTIVE						L	14-35
2019 TOTALS			13-5	40	561	14.0	45	4	0	0	0.0	0	0	10-6	

2019 GAME-BY-GAME POSTSEASON STATISTICS (TEXANS)

W	DATE	OPPONENT	P/S	RECEIVING					RUSHING					W/L	SCORE
				NO	YDS	AVG	LG	TD	NO	YDS	AVG	LG	TD		
01	01/04	Bills	S	4	46	11.5	20	0	0	0	0.0	0	0	W	22-19+
02	01/12	at Chiefs	S	3	80	26.7	54t	1	0	0	0.0	0	0	L	31-51
2019 TOTALS			2-2	7	126	18.0	54t	1	0	0	0.0	0	0	1-1	

+ - Overtime



JORDAN THOMAS

TIGHT END

6-5 | 277 | MISSISSIPPI STATE

HOMETOWN: SUMRALL, MISS. | AGE: 23

3RD NFL SEASON | 3RD WITH TEXANS | ACQUIRED: D6B-'18

2019 GP/GS (POST): 5/2 (2/0) | CAREER GP/GS (POST): 21/12 (3/1)

TEAMS: HOU '18-20



83

TRANSACTIONS: Selected by the Houston Texans with the 37th pick of the sixth round (211th overall) in the 2018 NFL Draft.

2019 (Houston 5/2, 2/0):

- ✦ Appeared in five games (two starts) after being placed on the Reserve/Injured list prior to the start of the season where he spent Weeks 1-11 before returning to the active roster in Week 12
- ✦ Saw his first action of the season vs. Indianapolis (11/21)
- ✦ Made his second start of the season and pulled in one reception for eight yards vs. Tennessee (12/29)
- ✦ Saw action on offense and special teams in the win over Buffalo in the Wild Card Round (1/4/20)
- ✦ Notched one catch for seven yards in the Divisional Round at Kansas City (1/12/20)

2018 (Houston 16/10, 1/1):

- ✦ Finished with 20 receptions for 215 yards (10.8 avg.) and four touchdowns as a rookie
- ✦ Tied Andre Johnson (four) for the second-most touchdowns receptions in a season by a rookie in franchise history
- ✦ Made his NFL debut and caught one pass for 27 yards at New England (9/9)
- ✦ Made the first start of his NFL career at Tennessee (9/16)
- ✦ Notched a career-high 53 yards receiving, including a 39-yard reception vs. the N.Y. Giants (9/23)
- ✦ Registered 29 receiving yards on a career-high four receptions (7.3 avg.) and his first two career touchdowns vs. Miami (10/25). Tied a franchise record for the most touchdown receptions in a game by a rookie, matching Andre Johnson, Owen Daniels and Jaelen Strong
- ✦ Started at tight end and caught a seven-yard touchdown pass from QB Deshaun Watson at Denver (11/4). Joined Owen Daniels as the only rookie tight ends to record

touchdowns in back-to-back games in franchise history

- ✦ Caught one pass for 11 yards to set up K Ka'imi Fairbairn's 54-yard field goal to take the lead in the fourth quarter at Washington (11/18)
- ✦ Registered three receptions for 32 yards (10.7 avg.) and a touchdown vs. Cleveland (12/2)

COLLEGE:

- ✦ Played two seasons (2016-17) at Mississippi State University in Starkville, Miss. after transferring from East Central Community College in Decatur, Miss. (2014-15)
- ✦ Played both tight end and wide receiver at Mississippi State and caught 31 passes for 311 yards (10.0 avg.) and four touchdowns in 25 career games (five starts) for the Bulldogs
- ✦ Selected to play in the 2018 East-West Shrine Game
- ✦ As a senior, was MSU's third-leading receiver, pulling in 22 catches for 263 yards (12.0 avg.) and three touchdowns in 13 games (five starts)
- ✦ Played in the final 12 games of his junior season, catching nine passes for 48 yards (5.3 avg.) and a score
- ✦ Caught 16 passes for 207 yards (12.9 avg.) and three touchdowns in seven games played for East Central as a sophomore in 2015
- ✦ Hauled in 16 passes for 138 yards (8.6 avg.) and one touchdown during his freshman season at East Central and saw action at defensive end and offensive tackle as well
- ✦ Also played basketball for East Central CC

PERSONAL:

- ✦ Son of Robert and Monique Thomas
- ✦ Has three siblings – Robresha, Monesha and Shankea
- ✦ Attended Sumrall High School
- ✦ Majored in interdisciplinary studies

JORDAN THOMAS' NFL REGULAR SEASON RUSHING/RECEIVING STATISTICS

DATE	TEAM	GP	GS	RECEIVING					RUSHING				
				NO.	YDS	AVG	LG	TD	NO.	YDS.	AVG.	LG	TD
2018	Texans	16	10	20	215	10.8	39	4	0	0	0.0	0	0
2019	Texans	5	2	1	8	8.0	8	0	0	0	0.0	0	0
NFL TOTALS		21	12	21	223	10.6	39	4	0	0	0.0	0	0

VETERAN BIOS

JORDAN THOMAS' NFL POSTSEASON RUSHING/RECEIVING STATISTICS

DATE	TEAM	GP	GS	RECEIVING					RUSHING				
				NO.	YDS	AVG	LG	TD	NO.	YDS.	AVG.	LG	TD
2018	Texans	1	1	0	0	0.0	0	0	0	0	0.0	0	0
2019	Texans	2	0	1	7	7.0	7	0	0	0	0.0	0	0
NFL TOTALS		3	1	1	7	7.0	7	0	0	0	0.0	0	0

SINGLE-GAME HIGHS: RUSHING/RECEIVING

Receptions	4 vs. Indianapolis Colts, Dec 09, 2018 ...1 more at 4.	Receiving TDs	2 vs. Miami Dolphins, Oct 25, 2018
Receiving Yards	53 vs. New York Giants, Sep 23, 2018	All-purpose yards	53 vs. New York Giants, Sep 23, 2018
Longest Receptions	39 vs. New York Giants, Sep 23, 2018	Most TDs	2 vs. Miami Dolphins, Oct 25, 2018

SINGLE-GAME HIGHS - POSTSEASON: RUSHING/RECEIVING

Receptions	1 at Kansas City Chiefs, Jan 12, 2020	Longest Receptions	7 at Kansas City Chiefs, Jan 12, 2020
Receiving Yards	7 at Kansas City Chiefs, Jan 12, 2020	All-purpose yards	7 at Kansas City Chiefs, Jan 12, 2020

2019 GAME-BY-GAME REGULAR SEASON STATISTICS (TEXANS)

W	DATE	OPPONENT	P/S	RECEIVING					RUSHING					W/L	SCORE
				NO	YDS	AVG	LG	TD	NO	YDS	AVG	LG	TD		
01	09/09	at Saints							RESERVE/INJURED					L	28-30
02	09/15	Jaguars							RESERVE/INJURED					W	13-12
03	09/22	at Chargers							RESERVE/INJURED					W	27-20
04	09/29	Panthers							RESERVE/INJURED					L	10-16
05	10/06	Falcons							RESERVE/INJURED					W	53-32
06	10/13	at Chiefs							RESERVE/INJURED					W	31-24
07	10/20	at Colts							RESERVE/INJURED					L	23-30
08	10/27	Raiders							RESERVE/INJURED					W	27-24
09	11/03	at Jaguars							RESERVE/INJURED					W	26-3
11	11/17	at Ravens							RESERVE/INJURED					L	7-41
12	11/21	Colts	P	0	0	0.0	0	0	0	0.0	0	0	0	W	20-17
13	12/01	Patriots	S	0	0	0.0	0	0	0	0.0	0	0	0	W	28-22
14	12/08	Broncos	P	0	0	0.0	0	0	0	0.0	0	0	0	L	24-38
15	12/15	at Titans	P	0	0	0.0	0	0	0	0.0	0	0	0	W	24-21
16	12/21	at Buccaneers							INACTIVE					W	23-20
17	12/29	Titans	S	1	8	8.0	8	0	0	0.0	0	0	0	L	14-35
2019 TOTALS		5-2		1	8	8.0	8	0	0	0.0	0	0	0	10-6	

2019 GAME-BY-GAME POSTSEASON STATISTICS (TEXANS)

W	DATE	OPPONENT	P/S	RECEIVING					RUSHING					W/L	SCORE
				NO	YDS	AVG	LG	TD	NO	YDS	AVG	LG	TD		
01	01/04	Bills	P	0	0	0.0	0	0	0	0.0	0	0	0	W	22-19+
02	01/12	at Chiefs	P	1	7	7.0	7	0	0	0.0	0	0	0	L	31-51
2019 TOTALS		2-0		1	7	7.0	7	0	0	0.0	0	0	0	1-1	

+ - Overtime



MICHAEL THOMAS

SAFETY

5-11 | 195 | STANFORD

AGE: 30

7TH NFL SEASON | 1ST WITH TEXANS | ACQUIRED: FA-'20

2019 GP/GS: 16/2 | CAREER GP/GS (POST): 88/33 (1/1)

TEAMS: MIA '13-17; NYG '18-19; HOU '20



28

TRANSACTIONS: Signed by the San Francisco 49ers as a college free agent on May 4, 2012...Waived by the 49ers on Aug. 31, 2012...Signed to the 49ers practice squad on Sept. 1, 2012...Signed by the 49ers on Feb. 11, 2013...Waived by the 49ers on Aug. 31, 2013...Signed to the 49ers practice squad on Sept. 2, 2013...Signed by the Miami Dolphins from the 49ers practice squad on Dec. 10, 2013...Signed by the N.Y. Giants as an unrestricted free agent on March 26, 2018...Signed by the Houston Texans as an unrestricted free agent on April 27, 2020.

HONORS:

- ✦ AFC Defensive Player of the Week (Week 15, 2013)
- ✦ Dolphins 2015 Nat Moore Community Service Award

CAREER:

- ✦ Seventh-year safety who has appeared in 88 games (33 starts) with the Dolphins and Giants, totaling 223 tackles (160 solo), 11 tackles for loss, 2.0 sacks, three interceptions, 15 passes defended, four quarterback hits, one forced fumble, one fumble recovery along with 74 special teams tackles (57 solo)

2019 (N.Y. Giants 16/2):

- ✦ Played in all 16 games (two starts) in his second season with the Giants and posted 40 tackles (28 solo), three tackles for loss, three passes defended and seven special teams tackles
- ✦ Notched his first career blocked kick, blocking a punt in the second quarter vs. Arizona (10/20). Added four tackles (three solo) and his first tackle for loss of the season
- ✦ Led the team and logged a single-game career-high 12 tackles (11 solo) and added one tackle for loss and one special teams tackle in the season finale vs. Philadelphia (12/29)

2018 (N.Y. Giants 16/6):

- ✦ Played in all 16 games (six starts) and recorded single-season career highs in interceptions (two) and passes defended (six) and added 47 tackles (32 solo), two tackles for loss, 1.0 sack and one quarterback hit
- ✦ Led the Giants with 12 special teams tackles on the season
- ✦ Notched his first interception of the season vs. Tampa Bay (11/18), marking his second career pick and his first since 2013
- ✦ Posted season-high totals of seven tackles (five solo) in each of the last three games – vs. Tennessee (12/16), at

Indianapolis (12/23) and vs. Dallas (12/30)

2017 (Miami 13/2):

- ✦ Played in 13 games for the Dolphins and finished the season with 16 tackles (nine solo), one tackle for loss and one pass defended, while adding 11 special teams tackles
- ✦ Started at New England (11/26) and contributed a season-high five tackles (three solo)

2016 (Miami 16/8, 1/1):

- ✦ Played in all 16 games (eight starts) as a team captain and totaled 39 tackles (27 solo), three tackles for loss, 1.0 sack, three quarterback hits, one pass defended, one forced fumble and one fumble recovery
- ✦ Tied for the NFL lead with a single-season career-high 19 special teams tackles
- ✦ Registered three tackles (two solo) at New England (9/18) and recorded a strip-sack on Patriots QB Jacoby Brissett in the fourth quarter. The sack and forced fumble were both the first of his career
- ✦ Logged a season-high eight tackles (seven solo) and forced a fumble on a kickoff return at Buffalo (12/24)
- ✦ Started in the AFC Wild Card Game at Pittsburgh (1/8/17) and recorded 6 tackles (2 solo), one interception and converted a fake punt with the first carry of his career. Became the only player in Dolphins history to intercept a pass and have a rushing attempt in the same game, and was the first NFL player to accomplish the feat since 2012. He was also the first NFL player since the 1998 season to have at least one interception and one rushing attempt in a playoff game

2015 (Miami 16/13):

- ✦ Played in 16 games with a career-high 13 starts and finished the season with a career-high 71 tackles (56 solo), two tackles for loss, two passes defended and 14 special teams tackles
- ✦ His 14 special teams tackles were second on the team and helped him earn first-team All-Pro honors for special teams from Pro Football Focus
- ✦ Totaled a season-high 11 tackles (10 solo), three special teams stops and one pass defended at San Diego (12/20)

2014 (Miami 8/2):

- ✦ Played in eight games (two starts) and recorded eight tackles (six solo) and finished third on the team with 10 special teams tackles

VETERAN BIOS

- Posted a season-high three tackles (two solo) on defense and added one tackle on special teams at Buffalo (9/14)

2013 (Miami 3/0):

- Spent the first 14 weeks of the season on San Francisco's practice squad before being signed by Miami, where he played in three games and recorded two tackles, one interception, two passes defended and one special teams tackle
- Won AFC Defensive Player of the Week honors in his NFL debut vs. New England (12/15) after recording the game-ending interception, two solo tackles and two passes defended. It was second time in team history a Dolphins player received an AFC Player of the Week award for his performance in his first career NFL game

2012 (San Francisco 0/0):

- Spent the entire season in the 49ers practice squad

COLLEGE:

- Played four seasons (2008-11) at Stanford (Calif.)

University and appeared in 51 games (24 starts)

- Racked up 189 tackles, 2.5 sacks, 30 passes defended, 12.5 tackles for loss, five interceptions, three forced fumbles and two fumble recoveries
- Earned honorable mention All-Pac-10 honors as a junior in 2010

PERSONAL:

- Attended Nimitz High School in Houston
- Awarded the 2020 Ira D. Hall award by Stanford University for his extraordinary commitment to social justice, community organizing, and public service in a local, national, and/or global context
- Honored at the United Way of NYC Gridiron Gala as the 2019 Hometown Hero
- Given an honorary key to the city of Fort Pierce, Fla., by Mayor Linda Hudson on Oct. 20, 2015 for his involvement in the community
- Hosts an annual "Camp Mike T" in Houston, focusing on leadership, academics and athletics. The weekend event includes discussions on SAT/ACT prep, financial literacy, and athlete activism

MICHAEL THOMAS' NFL REGULAR SEASON DEFENSIVE STATISTICS

DATE	TEAM	GP	GS	TACKLES							QBH	INTERCEPTIONS					FUMBLES			ST					MISC	
				TK	S	A	TFL	YDS	SK	YDS		NO	YDS	LG	TD	PD	FF	FR	YDS	TK	S	A	FF	FR	S	A
2013	Dolphins	3	0	2	2	0	0	0.0	0.0	0.0	0	1	0	0	0	2	0	0	0	1	1	0	0	0	0	0
2014	Dolphins	8	2	8	6	2	0	0.0	0.0	0.0	0	0	0	0	0	0	0	0	0	10	9	1	0	0	0	0
2015	Dolphins	16	13	71	56	15	2	1	0.0	0.0	0	0	0	0	0	2	0	0	0	14	10	4	0	0	0	0
2016	Dolphins	16	8	39	27	12	3	7	1.0	14.0	3	0	0	0	0	1	1	1	0	19	16	3	1	0	0	0
2017	Dolphins	13	2	16	9	7	1	6	0.0	0.0	0	0	0	0	0	1	0	0	0	11	7	4	0	0	0	0
2018	Giants	16	6	47	32	15	2	10	1.0	8.0	1	2	26	26	0	6	0	0	0	12	9	3	1	0	0	0
2019	Giants	16	2	40	28	12	3	8	0.0	0.0	0	0	0	0	0	3	0	0	0	7	5	2	0	0	0	0
NFL TOTALS		88	33	223	160	63	11	32	2.0	22.0	4	3	26	26	0	15	1	1	0	74	57	17	2	0	0	0

MICHAEL THOMAS' NFL POSTSEASON DEFENSIVE STATISTICS

DATE	TEAM	GP	GS	TACKLES							QBH	INTERCEPTIONS					FUMBLES			ST					MISC	
				TK	S	A	TFL	YDS	SK	YDS		NO	YDS	LG	TD	PD	FF	FR	YDS	TK	S	A	FF	FR	S	A
2016	Dolphins	1	1	6	3	3	0	0	0.0	0.0	0	1	16	16	0	1	0	0	0	0	0	0	0	0	0	0
NFL TOTALS		1	1	6	3	3	0	0	0.0	0.0	0	1	16	16	0	1	0	0	0	0	0	0	0	0	0	0

SINGLE-GAME HIGHS: DEFENSIVE

Total Tackles 12 vs. Philadelphia Eagles, Dec 29, 2019
Sacks 1.0 vs. Tennessee Titans, Dec 16, 2018
 ...1 more at 1.0.
Passes Defended 2 vs. Tampa Bay Buccaneers, Nov 18, 2018
 ...1 more at 2.
Forced Fumbles 1 at New England Patriots, Sep 18, 2016
Fumble Recoveries 1 at Baltimore Ravens, Dec 04, 2016

Tackles For Loss 1 vs. Philadelphia Eagles, Dec 29, 2019
 ...10 more at 1.
Interceptions 1 at Washington Redskins, Dec 09, 2018
 ...2 more at 1.
Interception Return Yards 26 at Washington Redskins, Dec 09, 2018
Special Teams Tackles 4 vs. Tampa Bay Buccaneers, Nov 18, 2018
Special Teams Forced Fumbles 1 at Philadelphia Eagles, Nov 25, 2018
 ...1 more at 1.

SINGLE-GAME HIGHS - POSTSEASON: DEFENSIVE

Total Tackles 6 at Pittsburgh Steelers, Jan 08, 2017
Passes Defended 1 at Pittsburgh Steelers, Jan 08, 2017

Interceptions 1 at Pittsburgh Steelers, Jan 08, 2017
Interception Return Yards 16 at Pittsburgh Steelers, Jan 08, 2017

VETERAN BIOS

2019 GAME-BY-GAME REGULAR SEASON STATISTICS (GIANTS)

W	DATE	OPPONENT	P/S	TACKLES								INTERCEPTIONS					FUMBLES			ST					MISC		W/L	SCORE
				TK	S	A	SK	YDS	TFL	YDS	QBH	NO	YDS	LG	TD	PD	FF	FR	YDS	TK	S	A	FF	FR	S	A		
01	09/08	at Cowboys	P	1	1	0	0.0	0.0	0	0	0	0	0	0	0	0	0	0	0	0	0	0	0	0	0	0	L	17-35
02	09/15	Bills	P	3	2	1	0.0	0.0	0	0	0	0	0	0	0	0	0	0	0	1	1	0	0	0	0	0	L	14-28
03	09/22	at Buccaneers	P	2	1	1	0.0	0.0	0	0	0	0	0	0	0	0	0	0	0	1	1	0	0	0	0	0	W	32-31
04	09/29	Washington	P	2	0	2	0.0	0.0	0	0	0	0	0	0	0	1	0	0	0	0	0	0	0	0	0	0	W	24-3
05	10/06	Vikings	P	2	1	1	0.0	0.0	0	0	0	0	0	0	0	0	0	0	0	0	0	0	0	0	0	0	L	10-28
06	10/10	at Patriots	P	6	3	3	0.0	0.0	0	0	0	0	0	0	0	1	0	0	0	0	0	0	0	0	0	0	L	14-35
07	10/20	Cardinals	P	4	3	1	0.0	0.0	1	7	0	0	0	0	0	0	0	0	0	0	0	0	0	0	0	0	L	21-27
08	10/27	at Lions	P	2	1	1	0.0	0.0	0	0	0	0	0	0	0	0	0	0	0	0	0	0	0	0	0	0	L	26-31
09	11/04	Cowboys	P	0	0	0	0.0	0.0	0	0	0	0	0	0	0	0	0	0	0	1	0	1	0	0	0	0	L	18-37
10	11/10	at Jets	P	1	1	0	0.0	0.0	0	0	0	0	0	0	0	0	0	0	0	0	0	0	0	0	0	0	L	27-34
12	11/24	at Bears	P	0	0	0	0.0	0.0	0	0	0	0	0	0	0	0	0	0	0	0	0	0	0	0	0	0	L	14-19
13	12/01	Packers	P	0	0	0	0.0	0.0	0	0	0	0	0	0	0	0	0	0	0	1	1	0	0	0	0	0	L	13-31
14	12/09	at Eagles	P	3	2	1	0.0	0.0	0	0	0	0	0	0	0	0	0	0	0	0	0	0	0	0	0	0	L	17-23+
15	12/15	Dolphins	S	1	1	0	0.0	0.0	0	0	0	0	0	0	0	1	0	0	0	2	1	1	0	0	0	0	W	36-20
16	12/22	at Washington	P	1	1	0	0.0	0.0	1	1	0	0	0	0	0	0	0	0	0	0	0	0	0	0	0	0	W	41-35+
17	12/29	Eagles	S	12	11	1	0.0	0.0	1	0	0	0	0	0	0	0	0	0	0	1	1	0	0	0	0	0	L	17-34
2019 TOTALS			16-2	40	28	12	0.0	0.0	3	8	0	0	0	0	0	3	0	0	0	7	5	2	0	0	0	0	4-12	

+ - Overtime



LAREMY TUNSIL

TACKLE

6-5 | 313 | MISSISSIPPI

HOMETOWN: LAKE CITY, FLA. | AGE: 25

5TH NFL SEASON | 2ND WITH TEXANS | ACQUIRED: T-'19 (MIA)

2019 GP/GS (POST): 14/14 (2/2) | CAREER GP/GS (POST): 58/58 (3/3)

TEAMS: MIA '16-18; HOU '19-20



78

TRANSACTIONS: Selected by the Miami Dolphins in the first round (13th overall) of the 2016 NFL Draft...Traded to the Houston Texans on Sept. 1, 2019...Signed a contract extension with the Texans on April 24, 2020.

HONORS:

- Pro Bowl selection (2019)
- 2016 PFWA All-Rookie Team

2019 (Houston 14/14, 2/2):

- Named to his first career Pro Bowl after being acquired via trade just eight days prior to Week 1
- Started in his Texans debut at New Orleans (9/9) and helped pave the way for a 7.83 rushing average, the second-best mark in a single game in franchise history
- Started at left tackle in the Week 3 win over the L.A. Chargers (9/22) and helped protect QB Deshaun Watson's 351-yard, three-touchdown passing performance
- Played in every offensive snap at Indianapolis (10/20) as part of an offensive line that paved the way for 391 yards of total offense
- Played in every offensive snap in his fourth consecutive start at left tackle vs. Atlanta (10/6), protecting QB Deshaun Watson who completed 84.8 percent of his passes for 426 yards and five touchdowns
- Started at left tackle at Kansas City (10/13) as part of an offensive line that did not allow a sack on QB Deshaun Watson for the second-consecutive week, the first time the Texans had accomplished the feat since Weeks 1-2 of the 2014 season
- Started at left tackle vs. Indianapolis (11/21) and helped block for 396 total net yards of offense, the eighth time on the season the Texans posted more than 350 total net yards
- Started at left tackle in the Wild Card Round vs. Buffalo (1/4/20), his second career playoff game and helped pave the way for the third most rushing yards in a postseason game in franchise history (141)
- Started at left tackle in the Divisional Round at Kansas City (1/12/20) and helped the offense gain the most total net yards (442) and most net passing yards (348) in a postseason game in franchise history

2018 (Miami 15/15):

- Started in 15 games for the Dolphins, paving the way for a run game that averaged 4.68 yards per play, the ninth-best average in the league

- Paved the way for a season-high 541 net yards of total offense in the Week 6 win vs. Chicago (10/14), including 380 yards and three touchdowns passing and 161 yards rushing on 31 carries (5.2 avg.)
- Blocked for an offense that produced 412 total net yards vs. New England (12/9) with 265 yards and three touchdowns passing and 161 yards and three touchdowns rushing

2017 (Miami 15/15):

- Started in 15 games at left tackle as part of an offensive line that ranked 10th in the league in sacks per pass attempt with 5.48 percent
- Blocked for RB Jay Ajayi's 122 yards at L.A. Chargers (9/17), which snapped the Chargers' streak of 17-straight games without allowing a 100-yard rusher
- Started at left tackle and blocked for RB Kenyan Drake's first-career 100-yard performance with 120 yards and one touchdown vs. Denver (12/3)
- Paved the way for 114 yards rushing from RB Kenyan Drake vs. New England (12/11), his second-consecutive 100-yard performance

2016 (Miami 14/14, 1/1):

- Started 14 games in his rookie season, 12 at left guard and two at left tackle, becoming the first player in Dolphins history to start at least one game at guard and tackle in his rookie season
- Allowed just 0.5 sacks in his 12 starts at left guard
- Part of an offensive line that helped RB Jay Ajayi eclipse the 1,000-yard rushing mark for the first time in his career, rushing the 1,272 yards, the third-best total in Dolphins history
- Paved the way for two straight 200-yard performances from RB Jay Ajayi with 204 yards vs. Pittsburgh (10/16) and 214 yards vs. Buffalo (10/23)

COLLEGE:

- Played three seasons (2013-15) at the University of Mississippi in Oxford, Miss., appearing in 29 games (26 starts) for the Rebels
- As a junior, helped the Rebels average 201.7 yards rushing and 514.0 total yards per game
- Earned second-team All-America and first-team All-SEC honors in back-to-back seasons (sophomore and junior)
- Played in 12 games (9 starts) as a true freshman and was named to the SEC All-Freshman team, earned freshman

VETERAN BIOS

All-American honors and became only the second player in Ole Miss history to earn second-team All-SEC honors

PERSONAL:

- ✎ Attended Columbia (Fla.) High School, where he was a Class 6A All-State tackle and was ranked the fifth-best recruit in the nation by ESPN
- ✎ Son of Desiree Tunsil
- ✎ His brother, Alex Weber, was a wide receiver at Ole Miss

LAREMY TUNSIL'S NFL REGULAR SEASON STATISTICS

DATE	TEAM	GP	GS
2016	Dolphins	14	14
2017	Dolphins	15	15
2018	Dolphins	15	15
2019	Texans	14	14
NFL TOTALS		58	58

LAREMY TUNSIL'S NFL POSTSEASON STATISTICS

DATE	TEAM	GP	GS
2016	Dolphins	1	1
2019	Texans	2	2
NFL TOTALS		3	3

2019 GAME-BY-GAME REGULAR SEASON STATISTICS (TEXANS)

W	DATE	OPPONENT	P/S		W/L	SCORE
01	09/09	at Saints	S		L	28-30
02	09/15	Jaguars	S		W	13-12
03	09/22	at Chargers	S		W	27-20
04	09/29	Panthers	S		L	10-16
05	10/06	Falcons	S		W	53-32
06	10/13	at Chiefs	S		W	31-24
07	10/20	at Colts	S		L	23-30
08	10/27	Raiders	S		W	27-24
09	11/03	at Jaguars		INACTIVE	W	26-3
11	11/17	at Ravens	S		L	7-41
12	11/21	Colts	S		W	20-17
13	12/01	Patriots	S		W	28-22
14	12/08	Broncos	S		L	24-38
15	12/15	at Titans	S		W	24-21
16	12/21	at Buccaneers	S		W	23-20
17	12/29	Titans		INACTIVE	L	14-35
2019 TOTALS		14-14			10-6	

2019 GAME-BY-GAME POSTSEASON STATISTICS (TEXANS)

W	DATE	OPPONENT	P/S		W/L	SCORE
01	01/04	Bills	S		W	22-19+
02	01/12	at Chiefs	S		L	31-51
2019 TOTALS		2-2			1-1	

+ - Overtime



EDDIE VANDERDOES

NOSE TACKLE

6-3 | 315 | UCLA

HOMETOWN: AUBURN, CALIF. | AGE: 25

4TH NFL SEASON | 2ND WITH TEXANS | ACQUIRED: FA-'19

2019 GP/GS: 3/0 | CAREER GP/GS: 19/13

TEAMS: OAK '17-'19; HOU '19-'20



95

TRANSACTIONS: Drafted by the Oakland Raiders in the third round (88th overall) of the 2017 NFL Draft...Waived by the Raiders on Oct. 1, 2019...Signed to the Houston Texans practice squad on Oct. 29, 2019...Signed to the Texans active roster on Nov. 30, 2019.

2019 (Oakland 0/0; Houston 3/0, 0/0):

- Spent the preseason and the first half of the season with the Raiders before being released and signed to the Texans practice squad
- Promoted to the Texans active roster prior to Week 13 and appeared in three games, totaling eight tackles (five solo)
- Made his Texans debut vs. New England (12/1) and logged two total tackles (two solo)
- Logged one solo tackle at Tampa Bay (12/21)
- Finished with a single-game career-high five total tackles (two solo) vs. Tennessee (12/29)

2018 (Oakland 0/0):

- Spent the entire season on the Reserve/Physically Unable to Perform list

2017 (Oakland 16/13):

- Played in all 16 games (13 starts) as a rookie for the

Raiders and finished the season with 18 total tackles (13 solo), two quarterback hits and two tackles for loss

- Logged two total tackles (one solo), including one tackle for loss at the L.A. Chargers (12/31), bringing down RB Branden Oliver for a loss of three yards
- Made his NFL debut at Tennessee (9/10), notching one solo tackle and a team-leading two quarterback hits

COLLEGE:

- Played four seasons (2013-16) at the University of California, Los Angeles, where he appeared in 39 games and logged 126 total tackles, 13.5 tackles for loss, 4.0 sacks, two forced fumbles and two fumble recoveries
- Earned honorable mention All-Pac-12 as a senior in 2016 and a freshman in 2013

PERSONAL:

- Attended Placer High School in Auburn, Calif., where he finished his high school career as a second-team USA Today All-American his senior year and was selected to play in the U.S. Army All-American Bowl all-star game
- Recorded 72 tackles and 9.0 sacks as a senior, helping his team to an 11-1 record
- Ranked as the number 10 recruit in the nation and number one defensive tackle by ESPN.com

EDDIE VANDERDOES' NFL REGULAR SEASON DEFENSIVE STATISTICS

DATE	TEAM	GP	GS	TACKLES								INTERCEPTIONS					FUMBLES			ST					MISC	
				TK	S	A	TFL	YDS	SK	YDS	QBH	NO	YDS	LG	TD	PD	FF	FR	YDS	TK	S	A	FF	FR	S	A
2017	Raiders	16	13	18	13	5	2	4	0.0	0.0	2	0	0	0	0	0	0	0	0	0	0	0	0	0	0	0
2018	Raiders	0	0	0	0	0	0	0	0.0	0.0	0	0	0	0	0	0	0	0	0	0	0	0	0	0	0	0
2019	Raiders	0	0	0	0	0	0	0	0.0	0.0	0	0	0	0	0	0	0	0	0	0	0	0	0	0	0	0
2019	Texans	3	0	8	5	3	0	0	0.0	0.0	0	0	0	0	0	0	0	0	0	0	0	0	0	0	0	0
2019	TOTAL	3	0	8	5	3	0	0	0.0	0.0	0	0	0	0	0	0	0	0	0	0	0	0	0	0	0	0
NFL TOTALS		19	13	26	18	8	2	4	0.0	0.0	2	0	0	0	0	0	0	0	0	0	0	0	0	0	0	0

EDDIE VANDERDOES' NFL POSTSEASON DEFENSIVE STATISTICS

DATE	TEAM	GP	GS	TACKLES								INTERCEPTIONS					FUMBLES			ST					MISC	
				TK	S	A	TFL	YDS	SK	YDS	QBH	NO	YDS	LG	TD	PD	FF	FR	YDS	TK	S	A	FF	FR	S	A
2019	Texans	0	0	0	0	0	0	0	0.0	0.0	0	0	0	0	0	0	0	0	0	0	0	0	0	0	0	0
NFL TOTALS		0	0	0	0	0	0	0	0.0	0.0	0	0	0	0	0	0	0	0	0	0	0	0	0	0	0	0

VETERAN BIOS

SINGLE-GAME HIGHS: DEFENSIVE

Total Tackles 5 vs. Tennessee Titans, Dec 29, 2019

Tackles For Loss 1 at Los Angeles Chargers, Dec 31, 2017
...1 more at 1.


2019 GAME-BY-GAME REGULAR SEASON STATISTICS (RAIDERS/TEXANS)

W	DATE	OPPONENT	P/S	TACKLES								INTERCEPTIONS					FUMBLES			ST				MISC		W/L	SCORE	
				TK	S	A	SK	YDS	TFL	YDS	QBH	NO	YDS	LG	TD	PD	FF	FR	YDS	TK	S	A	FF	FR	S			A
01	09/09	Broncos										RESERVE/INJURED															W	24-16
02	09/15	Chiefs										RESERVE/INJURED															L	10-28
03	09/22	at Vikings										RESERVE/INJURED															L	14-34
04	09/29	at Colts										RESERVE/INJURED															W	31-24
05	10/06	Bears										NOT ON ROSTER															W	24-21
07	10/20	at Packers										NOT ON ROSTER															L	24-42
08	10/27	at Texans										NOT ON ROSTER															L	24-27
Went from Raiders to Texans .																												
09	11/03	at Jaguars										PRACTICE SQUAD															W	26-3
11	11/17	at Ravens										PRACTICE SQUAD															L	7-41
12	11/21	Colts										PRACTICE SQUAD															W	20-17
13	12/01	Patriots		P	2	2	0	0.0	0.0	0	0	0	0	0	0	0	0	0	0	0	0	0	0	0	0	0	W	28-22
14	12/08	Broncos										INACTIVE															L	24-38
15	12/15	at Titans										INACTIVE															W	24-21
16	12/21	at Buccaneers		P	1	1	0	0.0	0.0	0	0	0	0	0	0	0	0	0	0	0	0	0	0	0	0	0	W	23-20
17	12/29	Titans		P	5	2	3	0.0	0.0	0	0	0	0	0	0	0	0	0	0	0	0	0	0	0	0	0	L	14-35
2019 TOTALS			3-0	8	5	3	0.0	0.0	0	0	0	0	0	0	0	0	0	0	0	0	0	0	0	0	0	8-7		

2019 GAME-BY-GAME POSTSEASON STATISTICS (TEXANS)

W	DATE	OPPONENT	P/S	TACKLES								INTERCEPTIONS					FUMBLES			ST					MISC		W/L	SCORE
				TK	S	A	SK	YDS	TFL	YDS	QBH	NO	YDS	LG	TD	PD	FF	FR	YDS	TK	S	A	FF	FR	S	A		
01	01/04	Bills										INACTIVE															W	22-19+
02	01/12	at Chiefs										INACTIVE															L	31-51
2019 TOTALS				0	0	0	0.0	0.0	0	0	0	0	0	0	0	0	0	0	0	0	0	0	0	0	0	0	1-1	

+ - Overtime



KAHALE WARRING

TIGHT END

6-5 | 252 | SAN DIEGO STATE

HOMETOWN: SONORA, CALIF. | AGE: 23

2ND NFL SEASON | 2ND WITH TEXANS | ACQUIRED: D3-'19

CAREER GP/GS: 0/0

TEAMS: HOU '19-20



81

TRANSACTIONS: Selected by the Houston Texans with the 23rd pick in the third round (86th overall) of the 2019 NFL Draft.

2019 (Houston 0/0, 0/0):

- Placed on the Reserve/Injured list prior to Week 1 and missed the season

CAREER AT SAN DIEGO STATE:

- Played three seasons (2016-18) at San Diego (Calif.) State University after redshirting the 2015 campaign
- Began as a walk-on tight end and ultimately earned a scholarship in 2017
- Put on more than 30 pounds throughout his college career

2018 (San Diego State):

- Earned honorable mention all-Mountain West Conference honors
- Recorded a team-high 31 receptions for 372 yards (12.0 avg.) with a team-leading three touchdowns and played in 12 games with two starts
- Named as a Burlsworth Trophy nominee, given to the most outstanding college football player who began his career as a walk-on and has shown outstanding performance on the field
- Named an honorable mention selection for the John Mackey Award Tight End of the Week after setting career highs with six receptions for 95 yards (15.8 avg.) and two touchdowns at Nevada (10/27)
- Recorded five receptions for 61 yards (12.2 avg.) and a touchdown at New Mexico (11/3)

2017 (San Diego State):

- Finished with 18 receptions for 248 yards (13.8 avg.) and a team-high three touchdowns in 13 games with three starts
- Notched five receptions for 72 yards (14.8 avg.) and one touchdown vs. UC Davis (9/2)
- Recorded a team-high three catches for 39 yards (13.0 avg.) and one touchdown vs. Northern Illinois (9/30)

2016 (San Diego State):

- Appeared in the team's first four games before missing the remainder of the season due to injury
- Recorded two receptions for 17 yards (8.5 avg.)

2015 (San Diego State):

- Redshirted the season

PERSONAL:

- Attended Sonora (Calif.) High School
- Only played one season of high school football, but earned all-league accolades as he caught 21 passes for 548 yards (26.1 avg.) and helped the Wildcats to an 11-2 record
- Also lettered in basketball, water polo, swimming, cross country and tennis
- Averaged 19.6 points and 10.8 rebounds per game as a senior
- Earned all-conference honors in water polo
- Full name is Kahale Kuio Kalani Michael Wodehouse Warring
- Majored in communications

KAHALE WARRING'S NFL REGULAR SEASON RUSHING/RECEIVING STATISTICS

DATE	TEAM	GP	GS	RECEIVING					RUSHING				
				NO.	YDS	AVG	LG	TD	NO.	YDS.	AVG.	LG	TD
2019	Texans	0	0	0	0	0.0	0	0	0	0	0.0	0	0
NFL TOTALS		0	0	0	0	0.0	0	0	0	0	0.0	0	0

VETERAN BIOS

KAHALE WARRING'S NFL POSTSEASON RUSHING/RECEIVING STATISTICS

DATE	TEAM	GP	GS	RECEIVING					RUSHING				
				NO.	YDS	AVG	LG	TD	NO.	YDS.	AVG.	LG	TD
2019	Texans	0	0	0	0	0.0	0	0	0	0	0.0	0	0
NFL TOTALS		0	0	0	0	0.0	0	0	0	0	0.0	0	0

2019 GAME-BY-GAME REGULAR SEASON STATISTICS (TEXANS)

W	DATE	OPPONENT	P/S	RECEIVING					RUSHING					W/L	SCORE
				NO	YDS	AVG	LG	TD	NO	YDS	AVG	LG	TD		
01	09/09	at Saints												L	28-30
02	09/15	Jaguars												W	13-12
03	09/22	at Chargers												W	27-20
04	09/29	Panthers												L	10-16
05	10/06	Falcons												W	53-32
06	10/13	at Chiefs												W	31-24
07	10/20	at Colts												L	23-30
08	10/27	Raiders												W	27-24
09	11/03	at Jaguars												W	26-3
11	11/17	at Ravens												L	7-41
12	11/21	Colts												W	20-17
13	12/01	Patriots												W	28-22
14	12/08	Broncos												L	24-38
15	12/15	at Titans												W	24-21
16	12/21	at Buccaneers												W	23-20
17	12/29	Titans												L	14-35
2019 TOTALS		0-0		0	0	0.0	0	0	0	0	0.0	0	0	10-6	

2019 GAME-BY-GAME POSTSEASON STATISTICS (TEXANS)

W	DATE	OPPONENT	P/S	RECEIVING					RUSHING					W/L	SCORE
				NO	YDS	AVG	LG	TD	NO	YDS	AVG	LG	TD		
01	01/04	Bills												W	22-19+
02	01/12	at Chiefs												L	31-51
2019 TOTALS		0-0		0	0	0.0	0	0	0	0	0.0	0	0	1-1	

+ - Overtime



CARLOS WATKINS

DEFENSIVE END

6-3 | 297 | CLEMSON

HOMETOWN: MOORESBORO, N.C. | AGE: 26

4TH NFL SEASON | 4TH WITH TEXANS | ACQUIRED: D4B-'17

2019 GP/GS (POST): 10/1 (1/0) | CAREER GP/GS (POST): 26/7 (1/0)

TEAMS: HOU '17-20



91

TRANSACTIONS: Selected by the Houston Texans with the 36th pick in the fourth round (142nd overall) of the 2017 NFL Draft.

2019 (Houston 10/1, 1/0):

- Played in 10 games (one start) and logged a single-season career-high 23 total tackles (10 solo), one tackle for loss, 1.0 sack, two quarterback hits, one pass defended and one fumble recovery
- Served as a reserve defensive lineman in the season opener at New Orleans (9/9) and recorded two tackles and one pass defended
- Registered his first-career fumble recovery vs. Carolina (9/29) after picking up a loose ball caused by a strip-sack from OLB Whitney Mercilus
- Finished with two total tackles (one solo), 1.0 sack, one tackle for loss and one quarterback hit in the win over Jacksonville at Wembley Stadium in London (11/3)
- Registered four total tackles (one solo) vs. Indianapolis (11/21)
- Logged four total tackles (two solo) at Tennessee (12/15)
- Finished tied for third on the team with a single-game career-high six total tackles (three solo) vs. Tennessee (12/29)

2018 (Houston 4/0, 0/0):

- Finished with three total tackles (two solo), one quarterback hit, one tackle for loss and 1.0 sack in four games
- Made his season debut vs. Miami (10/25)
- Finished with three total tackles (two solo), 1.0 sack, one quarterback hit and one tackle for loss vs. Jacksonville (12/30). Sacked Jaguars QB Blake Bortles for a loss of two yards in the fourth quarter for his first career sack
- Inactive in the Wild Card Round vs. Indianapolis (1/5/19)

2017 (Houston 12/6):

- Recorded 21 total tackles (nine solo), three tackles for loss and one pass defended in 12 games as a rookie in 2017
- Made his NFL debut and recorded one tackle vs. Tennessee (10/1)
- Started his first career game and produced three total tackles and his first tackle for loss vs. Indianapolis (11/5)
- Notched his second consecutive start and made two total tackles, one tackle for loss and tallied his first career pass defended at the Los Angeles Rams (11/12)
- Registered two total tackles and one tackle for loss at Baltimore (12/3)

- Made his fifth start of the season and produced a pair of tackles vs. Pittsburgh (12/25)
- Notched five total tackles at Indianapolis (12/31)

COLLEGE:

- Played five seasons (2012-16) at Clemson (S.C.) University
- Received a medical redshirt for the 2013 campaign after sustaining injuries in a car crash
- Finished his Tigers career with 191 total tackles, 26 tackles for loss and 14 sacks in 1,666 snaps over 53 games (30 starts)
- Tallied 24 career games with at least one tackle for loss, and Clemson was 22-2 in those contests
- Played and roomed with Bengals DT D.J. Reader at Clemson
- Earned Senior Bowl invitation
- CFP National Champion (2016)
- CBS Sports first-team All-American (2016)
- Associated Press second-team All-American (2016)
- Phil Steele fourth-team All-American (2016)
- ESPN All-Bowl Team (2016)
- First-team All-ACC (media, coaches)
- Logged 82 total tackles, 13.5 for loss and 10.5 sacks in 758 snaps over 15 games (15 starts) in his senior campaign
- His sack total in 2016 was the highest by a Clemson defensive tackle in history, breaking the mark of 10.0 held by Jim Stuckey, William Perry and Michael Dean Perry
- A first-team All-ACC (media) and second-team All-ACC (coaches) selection as a junior in 2015
- Registered 69 tackles, eight tackles for loss and 3.5 sacks in 570 snaps over 15 games (14 starts) in 2015
- Recorded 13 tackles, two tackles for loss and four quarterback pressures in 135 snaps over 11 games as a redshirt sophomore in 2014
- Tallied 11 total tackles, 1.5 tackles for loss and one quarterback pressure in 90 snaps over three games (one start) in 2013
- Recorded 16 total tackles, one tackle for loss and three quarterback pressures in 113 snaps over nine games in his first season with the Tigers

PERSONAL:

- Attended Chase High School in Forest City, N.C.
- Rated as the No. 55 player and No. 7 defensive lineman in the nation as well as No. 4 player in North Carolina by 247Sports.com
- No. 104 overall player and No. 8 defensive tackle in the

VETERAN BIOS

- nation as well as No. 5 player in North Carolina by Rivals.com
- No. 8 defensive tackle in the nation by Scout.com
- Notched 15.0 sacks, one interception and five forced fumbles as a senior
- Made 50 tackles, 29 tackles for loss and 14.0 sacks as a junior

- Played in the U.S. Army All-American game and the Shrine Bowl
- Averaged over 21 points and 10 rebounds per game in basketball as a junior
- Cousin of former Clemson defensive end Dane Rogers
- Earned his undergraduate degree in sociology in December 2016

CARLOS WATKINS' NFL REGULAR SEASON DEFENSIVE STATISTICS

DATE	TEAM	GP	GS	TACKLES								INTERCEPTIONS					FUMBLES			ST					MISC	
				TK	S	A	TFL	YDS	SK	YDS	QBH	NO	YDS	LG	TD	PD	FF	FR	YDS	TK	S	A	FF	FR	S	A
2017	Texans	12	6	21	9	12	3	9	0.0	0.0	0	0	0	0	0	1	0	0	0	0	0	0	0	0	0	0
2018	Texans	4	0	3	2	1	1	2	1.0	2.0	1	0	0	0	0	0	0	0	0	0	0	0	0	0	0	0
2019	Texans	10	1	23	10	13	1	3	1.0	3.0	2	0	0	0	0	1	0	1	0	0	0	0	0	0	0	0
NFL TOTALS		26	7	47	21	26	5	14	2.0	5.0	3	0	0	0	0	2	0	1	0	0	0	0	0	0	0	0

CARLOS WATKINS' NFL POSTSEASON DEFENSIVE STATISTICS

DATE	TEAM	GP	GS	TACKLES								INTERCEPTIONS					FUMBLES			ST					MISC	
				TK	S	A	TFL	YDS	SK	YDS	QBH	NO	YDS	LG	TD	PD	FF	FR	YDS	TK	S	A	FF	FR	S	A
2018	Texans	0	0	0	0	0	0	0	0.0	0.0	0	0	0	0	0	0	0	0	0	0	0	0	0	0	0	0
2019	Texans	1	0	0	0	0	0	0	0.0	0.0	0	0	0	0	0	0	0	0	0	0	0	0	0	0	0	0
NFL TOTALS		1	0	0	0	0	0	0	0.0	0.0	0	0	0	0	0	0	0	0	0	0	0	0	0	0	0	0

SINGLE-GAME HIGHS: DEFENSIVE

Total Tackles 6 vs. Tennessee Titans, Dec 29, 2019
Sacks 1.0 at Jacksonville Jaguars, Nov 03, 2019
 ...1 more at 1.0.
Passes Defensed 1 at New Orleans Saints, Sep 09, 2019
 ...1 more at 1.

Fumble Recoveries 1 vs. Carolina Panthers, Sep 29, 2019
Tackles For Loss 1 at Jacksonville Jaguars, Nov 03, 2019
 ...4 more at 1.

2019 GAME-BY-GAME REGULAR SEASON STATISTICS (TEXANS)

				TACKLES								INTERCEPTIONS					FUMBLES			ST				MISC				
W	DATE	OPPONENT	P/S	TK	S	A	SK	YDS	TFL	YDS	QBH	NO	YDS	LG	TD	PD	FF	FR	YDS	TK	S	A	FF	FR	S	A	W/L	SCORE
01	09/09	at Saints	P	2	0	2	0.0	0.0	0	0	0	0	0	0	0	0	1	0	0	0	0	0	0	0	0	0	L	28-30
02	09/15	Jaguars		INACTIVE																							W	13-12
03	09/22	at Chargers		INACTIVE																							W	27-20
04	09/29	Panthers	P	0	0	0	0.0	0.0	0	0	0	0	0	0	0	0	0	1	0	0	0	0	0	0	0	L	10-16	
05	10/06	Falcons		INACTIVE																							W	53-32
06	10/13	at Chiefs	P	0	0	0	0.0	0.0	0	0	0	0	0	0	0	0	0	0	0	0	0	0	0	0	0	W	31-24	
07	10/20	at Colts		INACTIVE																							L	23-30
08	10/27	Raiders	P	2	1	1	0.0	0.0	0	0	0	0	0	0	0	0	0	0	0	0	0	0	0	0	0	W	27-24	
09	11/03	at Jaguars	P	2	1	1	1.0	3.0	1	3	1	0	0	0	0	0	0	0	0	0	0	0	0	0	0	W	26-3	
11	11/17	at Ravens	P	3	2	1	0.0	0.0	0	0	0	0	0	0	0	0	0	0	0	0	0	0	0	0	0	L	7-41	
12	11/21	Colts	P	4	1	3	0.0	0.0	0	0	0	0	0	0	0	0	0	0	0	0	0	0	0	0	0	W	20-17	
13	12/01	Patriots		INACTIVE																							W	28-22
14	12/08	Broncos		INACTIVE																							L	24-38
15	12/15	at Titans	P	4	2	2	0.0	0.0	0	0	0	0	0	0	0	0	0	0	0	0	0	0	0	0	0	W	24-21	
16	12/21	at Buccaneers	P	0	0	0	0.0	0.0	0	0	1	0	0	0	0	0	0	0	0	0	0	0	0	0	0	W	23-20	
17	12/29	Titans	S	6	3	3	0.0	0.0	0	0	0	0	0	0	0	0	0	0	0	0	0	0	0	0	0	L	14-35	
2019 TOTALS			10-1	23	10	13	1.0	3.0	1	3	2	0	0	0	0	1	0	1	0	0	0	0	0	0	0	10-6		

VETERAN BIOS

2019 GAME-BY-GAME POSTSEASON STATISTICS (TEXANS)

			TACKLES								INTERCEPTIONS					FUMBLES			ST				MISC						
W	DATE	OPPONENT	P/S	TK	S	A	SK	YDS	TFL	YDS	QBH	NO	YDS	LG	TD	PD	FF	FR	YDS	TK	S	A	FF	FR	S	A	W/L	SCORE	
01	01/04	Bills	P	0	0	0	0.0	0.0	0	0	0	0	0	0	0	0	0	0	0	0	0	0	0	0	0	0	W	22-19+	
02	01/12	at Chiefs		INACTIVE																								L	31-51
2019 TOTALS			1-0	0	0	0	0.0	0.0	0	0	0	0	0	0	0	0	0	0	0	0	0	0	0	0	0	0	1-1		

+ - Overtime



JAYLEN WATKINS

SAFETY

5-11 | 194 | FLORIDA

HOMETOWN: CAPE CORAL, FLA. | **AGE:** 28
6TH NFL SEASON | 1ST WITH TEXANS | ACQUIRED: UFA-'20 (LAC)
2019 GP/GS: 14/3 | **CAREER GP/GS (POST):** 50/8 (3/0)
TEAMS: PHI '14-17; LAC '18-19; HOU '20



TRANSACTIONS: Selected by the Philadelphia Eagles in the fourth round (101st overall) of the 2014 NFL Draft...Waived by the Eagles on Sept. 5, 2015...Signed to the Buffalo Bills practice squad on Sept. 8, 2015...Signed to the Philadelphia Eagles active roster on Nov. 27, 2015...Re-signed by the Eagles on March 5, 2017...Signed by the Los Angeles Chargers as an unrestricted free agent on March 30, 2018...Re-signed by the Chargers on Feb. 25, 2019...Released by the Chargers on Aug. 31, 2019...Signed by the Chargers on Sept. 2, 2019...Signed with the Houston Texans as an unrestricted free agent on March 21, 2020.

2019 (L.A. Chargers 14/3):

- ✦ Played in 14 games (three starts), seeing action at safety and cornerback
- ✦ Finished the season with 27 tackles (18 solo), one tackle for loss and a pass defended, while adding two tackles on special teams
- ✦ Logged his first start as a member of the Chargers vs. Green Bay (11/3) and recorded five total tackles (four solo) and one tackle for loss
- ✦ Started as a third cornerback vs. Kansas City in Mexico City (11/18) and registered a single-game career high with 11 total tackles (seven solo)

2018 (L.A. Chargers 0/0, 0/0):

- ✦ Spent the entire season on the Reserve/Injured list

2017 (Philadelphia 12/1, 3/0):

- ✦ Played in 12 regular season games (one start) and saw action in all three postseason games, helping the Eagles to their first Super Bowl win
- ✦ Finished the regular season with 19 tackles (17 solo) and two tackles for loss
- ✦ Logged three solo tackles and one tackle for loss vs. Washington (10/23), bringing down Redskins RB Chris Thompson for a loss of three yards
- ✦ Notched a season-high seven total tackles (seven solo) vs. Dallas (12/31)
- ✦ Saw action on defense and special teams in the Super Bowl LII win over New England (2/4/18)

2016 (Philadelphia 16/4):

- ✦ Played in all 16 games (four starts) for the first time in his career
- ✦ Established a single-season career high with 30 tackles (22 solo) and added three passes defended and two tackles on special teams

- ✦ Made the first start of his career at Dallas (10/30)
- ✦ Registered a season-high nine tackles (five solo) and added one pass defended at the N.Y. Giants (11/6)

2015 (Philadelphia 4/0):

- ✦ Saw action in four games after spending Weeks 1-12 on the Buffalo Bills practice squad
- ✦ Recorded two solo tackles and four passes defended on defense and added two tackles on special teams

2014 (Philadelphia 4/0):

- ✦ Appeared in four games as a rookie, finishing the season with two solo tackles and one pass defended on defense as well as one tackle on special teams
- ✦ Made his NFL debut vs. Washington (9/21)
- ✦ Logged his first two defensive tackles in the NFL in the season finale at the N.Y. Giants (12/28)

COLLEGE:

- ✦ Played four seasons (2010-13) at the University of Florida in Gainesville, Fla., appearing in 48 games (28 starts) at both cornerback and safety
- ✦ Finished his collegiate career with 133 tackles (88 solo), three interceptions, four tackles for loss and four passes defended
- ✦ Won the team's Gene Elleson Community Service Award as a senior in 2013
- ✦ Earned a degree in family, youth and community science

PERSONAL:

- ✦ Attended Cape Coral (Fla.) High School, where he played on both sides of the ball at quarterback, wide receiver and defensive back
- ✦ Was inducted into the Cape Coral High's Hall of Fame and had his No. 7 jersey retired in 2016
- ✦ As a senior, threw for 1,230 yards and 13 touchdowns, rushed for 928 yards and 10 touchdowns and added 29 catches for 461 yards (15.9 avg.) and five touchdowns, leading his team to an 11-1 record and the regional semifinals
- ✦ Named the Florida Athletic Coaches Association District 16 Player of the Year in 2009 and was rated the No. 4 CB in the country by Scout.com
- ✦ Also lettered four years in track & field and advanced to the Class-4A State Championship in the 4x100-meter relay
- ✦ His brother, Sammy Watkins, is a wide receiver for the Kansas City Chiefs

VETERAN BIOS

JAYLEN WATKINS' NFL REGULAR SEASON DEFENSIVE STATISTICS

DATE	TEAM	GP	GS	TACKLES								INTERCEPTIONS						FUMBLES			ST						MISC		
				TK	S	A	TFL	YDS	SK	YDS	QBH	NO	YDS	LG	TD	PD	FF	FR	YDS	TK	S	A	FF	FR	S	A			
2014	Eagles	4	0	2	2	0	0	0.0	0.0	0	0	0	0	0	1	0	0	0	1	1	0	0	0	0	0				
2015	Eagles	4	0	2	2	0	0	0.0	0.0	0	0	0	0	0	4	0	0	0	2	2	0	0	0	0	0				
2016	Eagles	16	4	30	22	8	0	0	0.0	0.0	0	0	0	0	3	0	0	0	2	2	0	0	0	0	0				
2017	Eagles	12	1	17	16	1	2	5	0.0	0.0	0	0	0	0	0	0	0	0	0	0	0	0	0	0	0				
2018	Chargers	0	0	0	0	0	0	0	0.0	0.0	0	0	0	0	0	0	0	0	0	0	0	0	0	0	0				
2019	Chargers	14	3	26	18	8	1	3	0.0	0.0	0	0	0	0	1	0	0	0	3	2	1	0	0	0	0				
NFL TOTALS		50	8	77	60	17	3	8	0.0	0.0	0	0	0	0	9	0	0	0	8	7	1	0	0	0	0				

JAYLEN WATKINS' NFL POSTSEASON DEFENSIVE STATISTICS

DATE	TEAM	GP	GS	TACKLES								INTERCEPTIONS						FUMBLES			ST						MISC	
				TK	S	A	TFL	YDS	SK	YDS	QBH	NO	YDS	LG	TD	PD	FF	FR	YDS	TK	S	A	FF	FR	S	A		
2017	Eagles	3	0	0	0	0	0	0	0	0.0	0.0	0	0	0	0	0	0	0	0	0	0	0	0	0	0	0	0	0
2018	Chargers	0	0	0	0	0	0	0	0	0.0	0.0	0	0	0	0	0	0	0	0	0	0	0	0	0	0	0	0	0
NFL TOTALS		3	0	0	0	0	0	0	0	0.0	0.0	0	0	0	0	0	0	0	0	0	0	0	0	0	0	0	0	0

SINGLE-GAME HIGHS: DEFENSIVE

Total Tackles 11 vs. Kansas City Chiefs, Nov 18, 2019
Passes Defensed 3 vs. Arizona Cardinals, Dec 20, 2015

Tackles For Loss 1 vs. Green Bay Packers, Nov 03, 2019
 ...2 more at 1.

Special Teams Tackles 1 at Chicago Bears, Oct 27, 2019
 ...7 more at 1.

2019 GAME-BY-GAME REGULAR SEASON STATISTICS (CHARGERS)

			TACKLES								INTERCEPTIONS						FUMBLES			ST						MISC			
W	DATE	OPPONENT	P/S	TK	S	A	SK	YDS	TFL	YDS	QBH	NO	YDS	LG	TD	PD	FF	FR	YDS	TK	S	A	FF	FR	S	A	W/L	SCORE	
01	09/08	Colts	P	0	0	0	0.0	0.0	0	0	0	0	0	0	0	0	0	0	0	0	1	1	0	0	0	0	0	W	30-24+
02	09/15	at Lions	P	1	1	0	0.0	0.0	0	0	0	0	0	0	0	0	0	0	0	0	0	0	0	0	0	0	L	10-13	
03	09/22	Texans	P	1	1	0	0.0	0.0	0	0	0	0	0	0	0	0	0	0	0	0	0	0	0	0	0	0	L	20-27	
04	09/29	at Dolphins	P	1	1	0	0.0	0.0	0	0	0	0	0	0	0	0	0	0	0	0	1	0	1	0	0	0	0	W	30-10
05	10/06	Broncos	P	1	0	1	0.0	0.0	0	0	0	0	0	0	0	0	0	0	0	0	0	0	0	0	0	0	L	13-20	
06	10/13	Steelers	P	0	0	0	0.0	0.0	0	0	0	0	0	0	0	0	0	0	0	0	0	0	0	0	0	0	L	17-24	
07	10/20	at Titans	P	1	1	0	0.0	0.0	0	0	0	0	0	0	0	0	0	0	0	0	0	0	0	0	0	0	L	20-23	
08	10/27	at Bears	P	0	0	0	0.0	0.0	0	0	0	0	0	0	0	0	0	0	0	0	1	1	0	0	0	0	0	W	17-16
09	11/03	Packers	S	5	4	1	0.0	0.0	1	3	0	0	0	0	0	0	0	0	0	0	0	0	0	0	0	0	0	W	26-11
10	11/07	at Raiders	S	4	2	2	0.0	0.0	0	0	0	0	0	0	0	0	0	0	0	0	0	0	0	0	0	0	0	L	24-26
11	11/18	Chiefs	S	11	7	4	0.0	0.0	0	0	0	0	0	0	0	0	0	0	0	0	0	0	0	0	0	0	0	L	17-24
13	12/01	at Broncos	P	0	0	0	0.0	0.0	0	0	0	0	0	0	0	0	0	0	0	0	0	0	0	0	0	0	L	20-23	
14	12/08	at Jaguars	P	1	1	0	0.0	0.0	0	0	0	0	0	0	0	0	0	0	0	0	0	0	0	0	0	0	0	W	45-10
15	12/15	Vikings	P	0	0	0	0.0	0.0	0	0	0	0	0	0	0	0	1	0	0	0	0	0	0	0	0	0	0	L	10-39
16	12/22	Raiders		INACTIVE																							L	17-24	
17	12/29	at Chiefs		INACTIVE																							L	21-31	
2019 TOTALS			14-3	26	18	8	0.0	0.0	1	3	0	0	0	0	0	0	1	0	0	0	3	2	1	0	0	0	0	5-11	

+ - Overtime



DESHAUN WATSON

QUARTERBACK

6-2 | 215 | CLEMSON

HOMETOWN: GAINESVILLE, GA. | AGE: 24

4TH NFL SEASON | 4TH WITH TEXANS | ACQUIRED: D1-'17

2019 GP/GS (POST): 15/15 (2/2) | CAREER GP/GS (POST): 38/37 (3/3)

TEAMS: HOU '17-20



4

TRANSACTIONS: Selected by the Houston Texans with the 12th pick in the first round (12th overall) of the 2017 NFL Draft.

HONORS:

- ✦ AFC Offensive Player of the Month (2x – October 2017, October 2019)
- ✦ AFC Offensive Player of the Week (4x – Week 4, 2017; Week 3, 2019, Week 5, 2019; Week 13, 2019)
- ✦ Pro Bowl selection (2x – 2018-19)
- ✦ Pro Football Weekly All-Rookie (2017)
- ✦ NFL Offensive Rookie of the Month (October 2017)
- ✦ FedEx Air Player of the Week (Week 4, 2017)

CAREER:

- ✦ Owns 9,716 passing yards, 71 passing touchdowns, 1,233 rushing yards and 14 rushing touchdowns in 38 career games (37 starts)
- ✦ Only player in NFL history to record consecutive seasons with 25-or-more passing touchdowns and five-or-more rushing touchdowns. Joins Steve Young (1994, 1998) as the only quarterbacks in NFL history with more than one of such season
- ✦ First player in NFL history to surpass 9,500 career passing yards and 1,000 career rushing yards in his first 38 career games
- ✦ First player in NFL history to record over 70 passing touchdowns and 10 rushing touchdowns in his first 38 games
- ✦ Became the fifth player since the AFL/NFL merger to record over 26 passing touchdowns and seven rushing touchdowns in a single season, joining Steve Young (1994), Daunte Culpepper (2000), Cam Newton (2015) and Lamar Jackson (2019)
- ✦ Owns 11 career games with at least 250 passing yards and 40 rushing yards, which ties Daunte Culpepper for the sixth-most in NFL history and is the most in the NFL since 2017
- ✦ Eclipsed 1,000 career rushing yards in his 30th game. Only seven quarterbacks in NFL history reached 1,000 career rushing yards faster: Lamar Jackson, Cam Newton, Michael Vick, Randall Cunningham, Robert Griffin, Josh Allen and Bobby Douglass
- ✦ Owns three games of five-or-more passing touchdowns and no interceptions, and did so within his first 28 career games. The next fastest player to record three-or-more games with five touchdown passes and no interceptions was Peyton Manning, who accomplished the feat in his

99th career game

- ✦ Became the fastest player to record 50 passing touchdowns and 10 rushing touchdowns in NFL history (27 games)
- ✦ Owns the most career postseason passing yards (870), postseason passing touchdowns (four), postseason completions (80) and the second-most postseason rushing yards (168) in Texans history

2019 (Houston 15/15, 2/2):

- ✦ Started in 15 games and threw for 3,852 passing yards, 26 passing touchdowns and 12 interceptions, while rushing 82 times for 413 yards (5.0 avg.) and seven touchdowns
- ✦ Started both postseason contests and totaled 635 pass yards and three touchdowns with no interceptions, while rushing 20 times for 92 yards (4.6 avg.) and two touchdowns
- ✦ In the season opener at New Orleans (9/9), completed 20-of-30 passes (66.7 percent) for 268 yards, three touchdowns, one interception and a 114.3 rating, while rushing for 40 yards and a touchdown.
- ✦ Completed 25-of-34 passes (73.5 percent) for 351 yards, three touchdowns, no interceptions and a 135.8 passer rating in the Week 3 victory over the L.A. Chargers (9/22). Became the fastest player in NFL history (26 games) to record 6,500 passing yards and 500 rushing yards, the fastest player in NFL history (26 games) to record 50 passing touchdowns and five rushing touchdowns and the fourth-fastest player in NFL history (26 games) to record 50 career passing touchdowns
- ✦ Completed 28-of-33 passes (84.8 percent) for 426 yards, five touchdowns, no interceptions and a 158.3 rating vs. Atlanta (10/6). Became the first player to throw for at least 400 yards and five touchdowns with five-or-fewer incompletions in a single game in NFL history. Became the third quarterback since 1950 to post at least 400 passing yards, five passing touchdowns and a 158.3 passer rating, joining Nick Foles (2003) and Jared Goff (2018)
- ✦ Completed 30-of-42 passes (71.4 percent) for 280 passing yards, one passing touchdown and one interception, while rushing for 42 yards and two touchdowns on 10 carries (4.2 avg.) at Kansas City (10/13), marking his second-career game with multiple rushing touchdowns, which passed David Carr for the most among quarterbacks in franchise history
- ✦ Completed 27-of-39 passes (69.2 percent) for 279 yards, three touchdowns, no interceptions and a 115.2 passer rating vs. Oakland (10/27), while also rushing for 46 yards

on 10 carries (4.6 avg.)

- ✦ Finished with 201 passing yards and two touchdowns with no interceptions, completing 22-of-28 passes (78.6 percent) for a 120.4 passer rating in the win over Jacksonville at Wembley Stadium in London (11/3) while also adding 37 rushing yards on seven carries (5.3 avg.). Became the first player in NFL history to record over 17 passing touchdowns (18) and five rushing touchdowns (five) through the first nine games of a season
- ✦ Threw for 298 yards, two touchdowns and one interception in the Thursday night win over Indianapolis (11/21), completing 19-of-30 passes (63.3 percent) while also rushing for 10 yards on three carries (3.3 avg.). Joined Steve Young (1994) as the only players to record over 20 passing touchdowns, five rushing touchdowns and a passer rating above 100 through the first 11 games of a season in NFL history
- ✦ Completed 18-of-25 passes (72.0 percent) for 234 yards, three touchdowns, no interceptions and a 140.7 rating and also caught a six-yard touchdown pass in the fourth quarter vs. New England (12/1). Joined Jim McMahon (Week 4 of 1985) as the only players to have at least three passing touchdowns and a receiving touchdown in a single game in the Super Bowl era
- ✦ Posted 292 passing yards, two touchdowns, two interceptions and a 63.1 passer rating vs. Denver (12/8), while rushing for 44 yards and two touchdowns on six carries (7.3 avg.). Became the third player in NFL history to record over 24 passing touchdowns and seven rushing touchdowns while maintaining a passer rating above 100 through the first 13 games of a season (Steve Young and Lamar Jackson)
- ✦ Completed 20-of-25 passes (80.0 percent) for 247 yards, one touchdown, no interceptions and a 121.2 passer rating, while rushing for a team-high 55 yards and one touchdown on 14 carries (3.9 avg.) in the win over Buffalo in the Wild Card Round (1/4/20). Notched the second-highest passer rating in a postseason game since 2017, registered the second-longest rushing touchdown in Texans postseason history and set Texans single-game postseason records in passer rating (121.2), completion percentage (80.0) and yards per attempt (9.88)
- ✦ Completed 31-of-52 passes (59.6 percent) for 388 passing yards, two touchdowns, no interceptions and a 95.7 rating and ran for 37 yards and one touchdown on six carries (6.2 avg.) in the Divisional Round at Kansas City (1/12/20). Became the sixth player in NFL history to throw for over 375 passing yards and rush for over 25 rushing yards in a postseason game in NFL history, the fourth NFL player with over 375 passing yards and two passing touchdowns in a playoff game since he entered the league in 2017 and the first player in Texans history to throw a touchdown in three-consecutive postseason games

2018 (Houston 16/16, 1/1)

- ✦ Finished the season 345-of-505 passing (68.3 percent) for 4,165 yards, 26 touchdowns, nine interceptions and a franchise-record 103.1 passer rating. Also rushed 99 times for 551 yards (5.6 avg.) and five touchdowns
- ✦ Became the first quarterback to record at least 4,000 yards and 25 passing touchdowns and rush for 500 yards and five touchdowns in a single season in NFL history
- ✦ Threw for 310 yards, two touchdowns and one

interception on 22-of-32 passing (68.8 percent) and rushed for 44 yards on five carries (8.8 avg.) at Tennessee (9/16)

- ✦ Completed 24-of-40 passes (60.0 percent) for 285 yards, two touchdowns, one interception and a 98.4 passer rating vs. the N.Y. Giants (9/23). Also rushed for a team-high 36 yards on five carries (7.2 avg.)
- ✦ Completed 29-of-42 passes (69.0 percent) for 375 yards and two touchdowns with one interception at Indianapolis (9/30). Also ran for 41 yards on six carries (6.8 avg.) and one touchdown. Became only the third quarterback since the NFL/AFL merger to throw for at least 375 yards and two touchdowns and rush for 40-or-more yards and one touchdown. Matched Kurt Warner and Marc Bulger for the most games (eight) with multiple touchdown passes through a player's first 11 career games in NFL history
- ✦ Threw for 375 yards and one touchdown on 33-of-44 passing (75.0 percent) and rushed 10 times for 40 yards (4.0 avg.) vs. Dallas (10/7). Extended his streak of games with at least 375 yards passing and 35 yards rushing to three. No other quarterback has ever accomplished that feat in back-to-back games in NFL history
- ✦ Completed 16-of-20 passes (80.0 percent) for 239 yards, five touchdowns, no interceptions and a 156.0 passer rating vs. Miami (10/25). Recorded more touchdown passes (five) than incompletions (four) and led the team to three touchdown drives that lasted under one minute. Became the first quarterback to record multiple games with at least five touchdown passes within a player's first 15 career games since the AFL/NFL merger and the first since QB Norm Van Brocklin in 1950
- ✦ Finished with 210 yards and two touchdowns on 19-of-24 passing (79.2 percent) and rushed for a career-high 70 yards and one touchdown vs. Tennessee (11/26)
- ✦ Completed 22-of-31 passes (71.0 percent) for 224 yards and one touchdown and rushed seven times for 30 yards (4.3 avg.) vs. Cleveland (12/2). Set a franchise record for the most consecutive games with a touchdown pass (17)
- ✦ Threw for 267 yards and one touchdown, no interceptions and a 99.3 passer rating on 27-of-38 passing (71.1 percent) vs. Indianapolis (12/9). Rushed for 35 yards on five carries (7.0 avg.). Joined Cam Newton (2017) and Russell Wilson (2017) as the only quarterbacks to throw for at least 3,000 yards and 20 touchdowns and rush for 400 yards in a single season since the beginning of the 2016 season
- ✦ Completed 22-of-28 passes (78.6 percent) for 294 yards and two touchdowns at the N.Y. Jets (12/15). Also rushed for 26 yards on four attempts (6.5 avg.)
- ✦ Recorded 339 yards on 29-of-40 passes (72.5 percent) and two touchdowns, and rushed eight times for 49 yards (6.1 avg.) and two touchdowns at Philadelphia (12/23). Became the first quarterback to throw for at least 330 yards and two touchdowns and rush for 40 yards and two touchdowns in a single game since Michael Vick in Week 10 of the 2010 season. Watson, Vick and Steve Young are the only three quarterbacks in NFL history to accomplish the feat in a game
- ✦ Finished with 235 yards on 29-of-49 passing (59.1 percent) with one touchdown and one interception vs. Indianapolis (1/5/19) in the Wild Card Round. Also rushed eight times for a career-high 76 yards (9.5 avg.). Joined

Donovan McNabb and Colin Kaepernick as the only quarterbacks to throw for at least 200 yards and rush for 75 yards in a postseason game since 2000

2017 (Houston 7/6):

- ✦ Completed 126-of-204 passes (61.8 percent) for 1,699 yards and 19 touchdowns, while rushing for 269 yards and two touchdowns on 36 carries (7.5 avg.) in seven games as a rookie
- ✦ Set NFL records for most passing touchdowns (19) through a player's first seven career games and most passing touchdowns (18 in Weeks 3-8) by a rookie over any five-game span in NFL history
- ✦ Recorded three games with four-or-more passing touchdowns, joining Fran Tarkenton as the only rookies in NFL history to do so
- ✦ Joined Cam Newton as the only rookies in NFL history to average 240-or-more passing yards and 35-or-more rushing yards per game
- ✦ Was the first rookie quarterback in NFL history with two games of 300-or-more passing yards and 40-or-more rushing yards in a season
- ✦ Played in the second half of the season opener vs. Jacksonville (9/10). Threw for a touchdown on the first drive of his NFL career
- ✦ Made his first career start at Cincinnati (9/14) and recorded the longest rush ever by a Texans quarterback (49 yards), compiled the most rushing yards ever by a Texans quarterback (67), became the first quarterback to score touchdowns in his first two games with the Texans and led the team in both rushing and passing
- ✦ Became the first quarterback in franchise history and fourth rookie since 2000 to record 300-plus passing yards and 40-plus rushing yards in a single game at New England (9/24). Watson's 301 passing yards established a Texans single-game rookie record and he became the first rookie quarterback to throw for 300-plus yards against the defending Super Bowl champions since Cam Newton did so against the Green Bay Packers in 2011. Recorded his first multi-touchdown game and guided the Texans to their most points (30) since Week 16 of the 2015 season. Watson and RB D'Onta Foreman combined for 664 yards passing and rushing through the first three games of the season, the most by a rookie combination in franchise history and second most among rookie combinations in the NFL
- ✦ Completed 25-of-34 passes (73.5 percent) for 283 yards and four touchdowns and added 24 yards and one score on the ground vs. Tennessee (10/1). With his performance, Watson tied the all-time rookie quarterback record with five touchdowns in the game and became the first quarterback to throw for four touchdowns and run for one since Fran Tarkenton in 1961. Watson became the only rookie in NFL history with seven-or-more passing touchdowns and two-or-more rushing touchdowns in his team's first four games of a season, became the first rookie quarterback in team history with three-or-more touchdown passes in a game and led the Texans to a team-record 57 points
- ✦ Completed 16-of-31 passes (51.6 percent) for 261 yards and five touchdowns and added 31 rushing yards vs. Kansas City (10/8). With his Week 5 performance, Watson became the first rookie quarterback in NFL history to

produce five-or-more touchdowns in consecutive games and became the second rookie quarterback to throw for four-or-more touchdowns in back-to-back games. Watson also became the first rookie quarterback to throw for 260 yards and rush for 20 yards in three consecutive games and became the first rookie quarterback to total 12 touchdowns in his first five games

- ✦ Threw for 225 yards and three touchdowns and added 23 rushing yards vs. Cleveland (10/15). His 15 passing touchdowns were the most by a rookie in his first six games and tied the NFL record for most passing touchdowns for a quarterback through his first six career games. Became the first rookie since the merger to throw for three-or-more touchdown passes in three consecutive games and became the first rookie in NFL history with 225-or-more passing yards and 20-or-more rushing yards in four consecutive games. With the performance, Watson passed Ryan Mallet (1,170) for the ninth-most passing yards in Texans history, Ryan Fitzpatrick (184) for the third-most rushing yards by a quarterback in franchise history and tied Brock Osweiler (15) for the sixth-most passing touchdowns in team history
- ✦ Tallied 402 passing yards with four touchdowns and added 67 rushing yards on eight carries (8.4 avg.) at Seattle (10/29). He became the first quarterback in NFL history with 400-or-more passing yards, four-or-more passing touchdowns and 50-or-more rushing yards in a single game while also passing Kurt Warner for the most passing touchdowns (18) through a player's first seven career games in NFL history. His 18 passing touchdowns in his past five games are the most by a rookie over any five-game span in NFL history. Watson became the fifth quarterback and first rookie in NFL history to have a five-game stretch of 225-or-more passing yards and 20-or-more rushing yards, joining Andrew Luck (2015-16), Aaron Rodgers (2016), Daunte Culpepper (2004) and Randall Cunningham (1990). His four passing touchdowns tied Peyton Manning, Marcus Mariota and Dak Prescott for the most games (four) of three-or-more passing touchdowns by a rookie in NFL history
- ✦ Placed on the Reserve/Injured list on Nov. 3

COLLEGE:

- ✦ Played three seasons (2014-16) at Clemson (S.C.) University
- ✦ Put up record numbers and guided Clemson to consecutive College Football Playoff appearances, with the school's second National Championship in 2016
- ✦ Led Clemson to 28 wins over his final two seasons and compiled a 32-3 record as a starter, which was the best winning percentage in school history for a quarterback
- ✦ Two-time Heisman Trophy finalist; finished third in the 2015 balloting with 148 first-place votes and second in 2016 with 269 first-place votes
- ✦ The first ACC player to finish in the top three of the voting on multiple occasions
- ✦ Two-time recipient of the Davey O'Brien Award, one of only four quarterbacks who can make that claim, and the first since Oklahoma's Jason White in 2003-04, also two-time winner of the Manning Award
- ✦ Finished third in ACC history in total offense (12,094), behind only NC State's Philip Rivers and Clemson's Tajh Boyd

VETERAN BIOS

- Threw for 10,163 yards and 90 career touchdowns
- Tops in Clemson history in career completion percentage (.674), passing efficiency (157.5) and total offense per game (318.3)
- In his career in the fourth quarter, passed for 16 touchdowns with only two interceptions
- CFP National Champion (2016)
- National Championship Game Most Valuable Offensive Player (2016)
- Fiesta Bowl Most Valuable Offensive Player (2016)
- Capital One Orange Bowl Offensive Most Valuable Player (2015)
- Scout.com National Player of the Year (2016)
- First-team All-America by AFCA, Associated Press, CBS Sports, ESPN.com, Football Writers Association and USA Today (2015)
- ACC Player of the Year (2015)
- ACC Championship Game Most Valuable Player (2015)
- Second-team All-America by AFCA and Associated Press (2016)
- Second-team All-America by Sporting News, Sports Illustrated and Walter Camp (2015, 2016)
- One of four quarterbacks to win the Davey O'Brien Award twice (2015, 2016)
- Manning Award (2015, 2016)
- All-ACC Academic Team (2015, 2016)
- Johnny Unitas Award (2016)
- Bobby Bowden Award (2016)
- Walter Camp Player of the Year finalist (2015, 2016)
- Maxwell Award semi-finalist (2016)
- Maxwell Award finalist (2015)
- Heisman Trophy Finalist (3rd - 2015, 2nd - 2016)
- Turned in one of the most decorated seasons in college football history, including being named a Heisman finalist and National Championship Game Most Valuable Offensive Player after leading Clemson to its second National Championship in 2016
- Set Clemson records by throwing for 4,593 yards and 41 touchdowns as a junior
- Completed 67 percent of his passes and accounted for 5,219 yards of total offense, 10 more than his total from

the 2015 season

- Accounted for 50 touchdowns in all, with nine rushing scores
- Posted 463 yards of total offense and four total touchdowns to lead Tigers to dramatic 35-31 win over Alabama in the National Championship Game (1/9/17)
- Became Clemson's first winner of the prestigious Davey O'Brien and Manning Awards in 2015
- First player in FBS history with at least 4,000 passing yards and 1,000 rushing yards in a season as a sophomore
- Set National Championship Game record with 478 yards of total offense, including a passing total of 405 yards and four touchdowns vs. Alabama (1/11/16) as a sophomore
- Completed 93-of-137 passes for 1,466 yards and 14 touchdowns against only two interceptions in 330 snaps over eight games as a freshman in 2014

PERSONAL:

- Four-year starter at Gainesville (Ga.) High School
- Set state career records for total offense yards (17,134) and total touchdowns (218)
- Notched 13,077 passing yards and 155 touchdowns along with 4,057 rushing yards and 63 touchdowns in his career
- Set the state career records for passing touchdowns and total offense yards by the end of his junior season
- Named state player of the year as a sophomore, junior and senior and earned Gatorade Player of the Year honors in Georgia as a senior
- Amassed 4,431 passing yards and 57 touchdowns against only five interceptions along with 1,057 rushing yards and 14 touchdowns as a senior
- Logged 5,700 total offense yards and 64 touchdowns, including 4,024 passing yards and 50 touchdowns, as a junior
- No. 16 player and No. 1 dual-threat quarterback in the nation by ESPN
- No. 31 player and No. 1 dual-threat quarterback in the nation and No. 2 player in Georgia by Rivals.com
- Selected to play in the U.S. Army All-American Game and Under Armour All-American Game
- Earned undergraduate degree in communication in December 2016

DESHAUN WATSON'S NFL REGULAR SEASON PASSING/RUSHING STATISTICS

DATE	TEAM	GP	GS	PASSING											RUSHING				
				ATT.	CMP.	PCT.	YDS	AVG.	TD	INT.	LG	SK	LST	RATE	NO.	YDS.	AVG.	LG	TD
2017	Texans	7	6	204	126	61.8	1,699	8.3	19	8	72t	19	116	103.0	36	269	7.5	49t	2
2018	Texans	16	16	505	345	68.3	4,165	8.2	26	9	73t	62	384	103.1	99	551	5.6	34	5
2019	Texans	15	15	495	333	67.3	3,852	7.8	26	12	54	44	257	98.0	82	413	5.0	30	7
TOTALS		38	37	1,204	804	66.8	9,716	8.1	71	29	73t	125	757	101.0	217	1,233	5.7	49T	14

DESHAUN WATSON'S NFL POSTSEASON PASSING/RUSHING STATISTICS

DATE	TEAM	GP	GS	PASSING											RUSHING				
				ATT.	CMP.	PCT.	YDS	AVG.	TD	INT.	LG	SK	LST	RATE	NO.	YDS.	AVG.	LG	TD
2018	Texans	1	1	49	29	59.2	235	4.8	1	1	20	3	18	69.7	8	76	9.5	21	0
2019	Texans	2	2	77	51	66.2	635	8.2	3	0	54t	11	54	104.6	20	92	4.6	20t	2
TOTALS		3	3	126	80	63.5	870	6.9	4	1	54t	14	72	91.0	28	168	6.0	21	2

VETERAN BIOS

SINGLE-GAME HIGHS: QUARTERBACK

Pass Attempts 50 vs. Denver Broncos, Dec 08, 2019
Pass Completions 33 vs. Dallas Cowboys, Oct 07, 2018
Yards Passing 426 vs. Atlanta Falcons, Oct 06, 2019
TD Passes 5 vs. Atlanta Falcons, Oct 06, 2019
 ...2 more at 5.
Long Passes 73t vs. Miami Dolphins, Oct 25, 2018
Completion Percentage 84.8 vs. Atlanta Falcons, Oct 06, 2019

Passer Rating 158.3 vs. Atlanta Falcons, Oct 06, 2019
Rush Attempts 13 vs. Jacksonville Jaguars, Dec 30, 2018
Rushing Yards 70 vs. Tennessee Titans, Nov 26, 2018
Longest Runs 49t at Cincinnati Bengals, Sep 14, 2017
Rushing TDs 2 vs. Denver Broncos, Dec 08, 2019
 ...2 more at 2.

SINGLE-GAME HIGHS - POSTSEASON: QUARTERBACK

Pass Attempts 52 at Kansas City Chiefs, Jan 12, 2020
Pass Completions 31 at Kansas City Chiefs, Jan 12, 2020
Yards Passing 388 at Kansas City Chiefs, Jan 12, 2020
TD Passes 2 at Kansas City Chiefs, Jan 12, 2020
Long Passes 54t at Kansas City Chiefs, Jan 12, 2020
Completion Percentage 80.0 vs. Buffalo Bills, Jan 04, 2020

Passer Rating 121.2 vs. Buffalo Bills, Jan 04, 2020
Rush Attempts 14 vs. Buffalo Bills, Jan 04, 2020
Rushing Yards 76 vs. Indianapolis Colts, Jan 05, 2019
Longest Runs 21 vs. Indianapolis Colts, Jan 05, 2019
Rushing TDs 1 at Kansas City Chiefs, Jan 12, 2020
 ...1 more at 1.

2019 GAME-BY-GAME REGULAR SEASON STATISTICS (TEXANS)

W	DATE	OPPONENT	P/S	PASSING										RUSHING					W/L	SCORE
				ATT	CMP	YDS	PCT	Y/A	Y/C	TD	INT	LG	SK/YD	RATE	ATT	YDS	LG	TD		
01	09/09	at Saints	S	30	20	268	66.7	8.9	13.4	3	1	54	6/34	114.3	4	40	21t	1	L	28-30
02	09/15	Jaguars	S	29	16	159	55.2	5.5	9.9	0	0	31	4/22	70.9	4	5	4	1	W	13-12
03	09/22	at Chargers	S	34	25	351	73.5	10.3	14.0	3	0	53t	2/14	135.8	7	18	15	0	W	27-20
04	09/29	Panthers	S	33	21	160	63.6	4.8	7.6	0	0	14	6/32	75.3	3	12	10	1	L	10-16
05	10/06	Falcons	S	33	28	426	84.8	12.9	15.2	5	0	51	0/0	158.3	4	47	30	0	W	53-32
06	10/13	at Chiefs	S	42	30	280	71.4	6.7	9.3	1	2	23	0/0	77.5	10	42	10	2	W	31-24
07	10/20	at Colts	S	34	23	308	67.6	9.1	13.4	1	2	45	3/17	81.5	3	32	19	0	L	23-30
08	10/27	Raiders	S	39	27	279	69.2	7.2	10.3	3	0	46	3/21	115.2	10	46	12	0	W	27-24
09	11/03	at Jaguars	S	28	22	201	78.6	7.2	9.1	2	0	21	1/7	120.4	7	37	13	0	W	26-3
11	11/17	at Ravens	S	29	18	169	62.1	5.8	9.4	0	1	20	6/49	63.7	3	12	9	0	L	7-41
12	11/21	Colts	S	30	19	298	63.3	9.9	15.7	2	1	51	1/1	104.6	3	10	6	0	W	20-17
13	12/01	Patriots	S	25	18	234	72.0	9.4	13.0	3	0	35t	3/16	140.7	4	-1	2	0	W	28-22
14	12/08	Broncos	S	50	28	292	56.0	5.8	10.4	1	2	43t	3/12	63.1	6	44	16	2	L	24-38
15	12/15	at Titans	S	27	19	243	70.4	9.0	12.8	2	2	35	1/9	92.1	7	32	12	0	W	24-21
16	12/21	at Buccaneers	S	32	19	184	59.4	5.8	9.7	0	1	39	5/23	62.5	7	37	19	0	W	23-20
17	12/29	Titans		DID NOT PLAY															L	14-35
2019 TOTALS			15-15	495	333	3,852	67.3	7.8	11.6	26	12	54	44/257	98.0	82	413	30	7	10-6	

2019 GAME-BY-GAME POSTSEASON STATISTICS (TEXANS)

W	DATE	OPPONENT	P/S	PASSING										RUSHING					W/L	SCORE
				ATT	CMP	YDS	PCT	Y/A	Y/C	TD	INT	LG	SK/YD	RATE	ATT	YDS	LG	TD		
01	01/04	Bills	S	25	20	247	80.0	9.9	12.4	1	0	41	7/28	121.2	14	55	20t	1	W	22-19+
02	01/12	at Chiefs	S	52	31	388	59.6	7.5	12.5	2	0	54t	4/26	95.7	6	37	10	1	L	31-51
2019 TOTALS			2-2	77	51	635	66.2	8.2	12.5	3	0	54t	11/54	104.6	20	92	20t	2	1-1	

+ - Overtime



J.J. WATT

DEFENSIVE END

6-5 | 288 | WISCONSIN

HOMETOWN: PEWAUKEE, WIS. | AGE: 31

10TH NFL SEASON | 10TH WITH TEXANS | ACQUIRED: D1-'11

2019 GP/GS (POST): 8/8 (2/0) | CAREER GP/GS (POST): 112/112 (8/6)

TEAMS: HOU '11-20



99

TRANSACTIONS: Selected by the Houston Texans with the 11th pick in the first round (11th overall) of the 2011 NFL Draft...Signed a contract extension with the Texans on Sept. 2, 2014.

HONORS:

- ✦ Walter Payton NFL Man of the Year (2017)
- ✦ Sports Illustrated Person of the Year (2017)
- ✦ Associated Press and PFWA NFL Defensive Player of the Year (3x – 2012, 2014-15)
- ✦ Associated Press First-Team All-Pro (5x – 2012-15; 2018)
- ✦ Pro Bowl selection (5x – 2012-15, 2018) and 2014 Pro Bowl Captain
- ✦ NFL 101 AFC Defensive Player of the Year (3x – 2012, 2014-15)
- ✦ Pro Football Weekly/PFWA Defensive Most Valuable Player (3x – 2012, 2014-15)
- ✦ PFW First-Team All-Pro (4x – 2012-15)
- ✦ AFC Defensive Player of the Week (7x – Week 2, 2012; Week 15, 2012; Week 4, 2014; Week 11, 2014; Week 11, 2015; Week 17, 2015; Week 12, 2018) - second-most all-time
- ✦ AFC Defensive Player of the Month (6x – September, 2012; December, 2012; September, 2014; December, 2014; November, 2015; September, 2018)
- ✦ USA Football All-Fundamentals Team (2012)
- ✦ Houston Texans Rookie of the Year (2011)
- ✦ Pro Football Weekly/PFWA All-Rookie Team (2011)
- ✦ USA Today All-Joe Team (2011)
- ✦ NFL sack leader (2x – 2012, 2015)
- ✦ Bert Bell Award winner (2014)

CAREER:

- ✦ Has recorded 96.0 sacks, 15 fumble recoveries, 23 forced fumbles and 54 passes defended in his career
- ✦ Tops in franchise history with 96.0 sacks
- ✦ Tied with Bruce Smith (96.0 sacks from 1985-93) for the third-most sacks through a player's first 112 career games in NFL history, trailing Reggie White (113.0 sacks from 1985-92) and DeMarcus Ware (99.5 sacks from 2005-11)
- ✦ Became the second-fastest NFL player to reach 80.0 career sacks, doing so in his 92nd career game. Hall of Fame DE Reggie White accomplished the feat in 70 career games
- ✦ Passed Derrick Thomas (66.0) for the second-most career sacks in a player's first five seasons in NFL history
- ✦ In his 75th career game, became the second-fastest player in NFL history to reach 70.0 sacks (Reggie White, 57

games)

- ✦ Became the second-fastest player in NFL history to reach 75.0 career sacks, as he did so in his 82nd career game. Hall of Fame DE Reggie White accomplished the feat in his 65th career game
- ✦ Leads the NFL with 265 quarterback hits and 158 tackles for loss and ranks tied for second in the NFL in sacks since entering the league in 2011
- ✦ The only player in NFL history with 20-or-more sacks and 10-or-more passes defended in the same season, which he accomplished twice (2012, 2014)
- ✦ Recorded his fourth career 15.0-sack season (2012, 2014, 2015, 2018), which is the second-most in the NFL since 1982. Reggie White is the only other player to notch three 15.0-sack seasons in his first five years in the league
- ✦ Has registered 25 career games with multiple sacks, which is the most in the NFL since 2011 and tied for second-most in NFL history through 112 career games
- ✦ Has six games with 3.0-or-more sacks in his career
- ✦ The first Texan with four seasons (2012-15) of 10.0-or-more sacks in his career (no other player in franchise history has three)
- ✦ Owns the four highest single-season sack totals in team history (2012, 2014, 2015, 2018)
- ✦ Posted 50-or-more quarterback hits in two straight seasons (2014-15)
- ✦ Has blocked four kicks in his career, including a franchise-record two in 2013
- ✦ One of two players to record 10.0 sacks and 10 passes defended in two different seasons since 1991 (Jason Taylor)
- ✦ Posted his fourth straight season (2012-15) with 40-or-more quarterback hits and reached 200 career quarterback hits. His 2012-15 seasons are currently the top four single-season quarterback hit totals since 2006
- ✦ His 36.5 sacks through his first three seasons were the seventh-most in NFL history for a player through their first three seasons
- ✦ Became first player in NFL history with 14 passes defended and 14 sacks in the same season in 2012
- ✦ His 36.5 combined sacks and passes defended in 2012 were the most by a player since 1991, when passes defended became an official statistic
- ✦ Emerged on the national scene in the playoffs following the 2011 season with 3.5 sacks and an interception return for a touchdown in the postseason
- ✦ Became the fastest defensive lineman to reach 50 career

passes defended in NFL history, doing so in his 100th game, passing Kevin Williams and Jason Taylor who each reached the milestone in their 123rd games

- Became the first player in NFL history to record at least eight total tackles, 3.0 sacks, three tackles for loss, four quarterback hits and one forced fumble in three separate career games (Week 15 of 2012, Week 17 of 2015 and Week 3 of 2018). There has only been six occurrences in NFL history since tackles for loss became an official statistic where a player recorded at least eight total tackles, 3.0 sacks, three tackles for loss, four quarterback hits and one forced fumble in a game and Watt is responsible for three of them. DeMarcus Ware, James Harrison and Aaron Donald are the only other NFL players to accomplish the feat once

2019 (Houston 8/8, 2/0):

- Started in eight regular season games before suffering an injury and missing the rest of the regular season
- Totaled 24 tackles (15 solo), four tackles for loss, 4.0 sacks, 21 quarterback hits, three passes defended, one forced fumble and two fumble recoveries
- Returned to action for both playoff games and recorded two total tackles (one solo), one tackle for loss, 1.0 sack, two quarterback hits and one pass defended
- Notched his first fumble recovery of the season vs. Jacksonville (9/15) and tied Julius Peppers (14) for the most in the NFL since 2011. Added two total tackles and one quarterback hit in the contest
- Posted five total tackles (three solo), 2.0 sacks, two tackles for loss and five quarterback hits in the Week 3 win over the L.A. Chargers (9/22). Passed Henry Thomas (93.5 from 1987-2000) for 43rd on the NFL's all-time sack list. Notched his first-career sack against the Chargers and has now recorded a sack against 27-of-31 other NFL teams
- Registered six total tackles (three solo), 1.0 sack, one forced fumble, one fumble recovery and two quarterback hits vs. Carolina (9/29). Now owns a franchise-record and is tied for the second-most sacks through a players first 108 career games with 95.0, trailing Reggie White (111.0) and tying DeMarcus Ware (95.0). Passed Julius Peppers (14) for the most fumble recoveries in the NFL since 2011
- Recorded three total tackles (two solo), 1.0 sack, one tackle for loss, five quarterback hits and one pass defended vs. Atlanta (10/6). Passed Steve McMichael (95.0) and Robert Porcher (95.5) for 41st on the NFL's all-time sack list and notched his first pass defended of the season and passed Phillip Daniels (51) for the sixth-most passes defended (52) by a defensive lineman in NFL history
- Recorded three total tackles (three solo), one pass defended and six quarterback hits at Indianapolis (10/20). Registered his 67th career game with multiple quarterback hits, which leads the NFL since 2011 and passes DeMarcus Ware (66) for the second-most games with multiple quarterback hits in NFL history
- Posted three total tackles (three solo), one tackle for loss and one pass defended vs. Oakland (10/27). Notched his third pass defended of the season and now owns the sixth-most passes defended (54) among defensive linemen in NFL history
- Returned in the Wild Card Round vs. Buffalo (1/4/20) after

missing eight games due to injury and registered two solo tackles (one solo), 1.0 sack for eight yards, one tackle for loss and two quarterback hits. Now owns the second-most career postseason sacks in Texans history with 6.0, trailing Whitney Mercilus (7.0) and owns a postseason franchise-record nine tackles for loss in his career

- Notched one pass defended in the Divisional Round at Kansas City (1/12/20)

2018 (Houston 16/16, 1/1):

- Finished the season with 61 total tackles (47 solo), 16.0 sacks, 25 quarterback hits, 18 tackles for loss, four passes defended and a career-high seven forced fumbles
- Earned First Team All-Pro honors at defensive end and Second Team All-Pro honors as an interior defensive lineman
- Recorded his fourth season with at least 15.0 sacks, which is the second-most in NFL history, behind only Reggie White (five)
- Earned AFC Defensive Player of the Month honors for his play during the month of September
- Registered six total tackles (four solo), two tackles for loss and one forced fumble at Tennessee (9/16)
- Finished with eight total tackles (four solo), 3.0 sacks, three tackles for loss, four quarterback hits and one forced fumble vs. the N.Y. Giants (9/23). Became the first player in the NFL to record five total tackles, 1.0 sack, two tackles for loss and a forced fumble in the first half this season
- Tallied four solo tackles, 2.0 sacks, one tackle for loss, one quarterback hit and two forced fumbles at Indianapolis (9/30). Recorded multiple sacks in back-to-back games for the seventh time in his NFL career, which is the most in NFL history. Clay Matthews, Demarcus Ware, Jared Allen and Jason Pierre-Paul are all tied for second with three each
- Notched two total tackles (two solo), 1.0 sack, one tackle for loss and two quarterback hits vs. Dallas (10/7)
- Recorded three total tackles, 1.0 sack, one tackle for loss and one quarterback hit vs. Buffalo (10/14). Tied for the NFL lead in sacks (7.0) with Vikings DE Danielle Hunter. Recorded 1.0 sack in four consecutive games for the sixth time in his career, which is the second-most in the NFL since 2011 (Broncos OLB Von Miller – seven)
- Tallied one total tackle, one quarterback hit and one pass defended at Jacksonville (10/21). Passed S Glover Quin (47) for the fifth-most passes defended in franchise history
- Notched four total tackles (three solo) 1.0 sack, two tackles for loss, one quarterback hit and one pass defended vs. Miami (10/25)
- Recorded two solo tackles, 1.0 sack, one tackle for loss and three quarterback hits at Denver (11/4)
- Registered a season-high nine total tackles (six solo), 1.5 sacks, two quarterback hits, one tackle for loss and one forced fumble vs. Tennessee (11/26). Watt recorded his 20th career forced fumble and set a new career high for forced fumbles in a single season with five
- Became the fastest defensive lineman to reach 50 career passes defended in NFL history, doing so in his 100th game and passing Jason Taylor and Kevin Williams who each reached the milestone in their 121st game
- Finished with two total tackles (two solo), 1.0 sack, two quarterback hits, one tackle for loss and one pass

defensed vs. Indianapolis (12/9). Sacked Colts QB Andrew Luck for an 11th time in his career, which is the most sacks against any quarterback in Watt's career. Passed Leonard Little (87.5) for 49th on the NFL's all-time sack list

- ✦ Notched six total tackles (four solo), 2.0 sacks, two tackles for loss, two quarterback hits and one forced fumble at the N.Y. Jets (12/15). Joined Rams DT Aaron Donald as the only players to record three games with at least 2.0 sacks and one forced fumble in 2018
- ✦ Finished with four total tackles (three solo), 1.5 sacks, one quarterback hit and one forced fumble vs. Jacksonville (12/30)
- ✦ Recorded two total tackles (two solo), one tackle for loss, one quarterback hit and two passes defensed in the Wild Card Round vs. Indianapolis (1/5/19)

2017 (Houston 5/5):

- ✦ Recorded 15 total tackles (11 solo), five quarterback hits, three tackles for loss and two passes defensed in five games played
- ✦ Started in his return to the field and recorded one tackle and one quarterback hit vs. Jacksonville (9/10)
- ✦ Recorded six combined tackles with five solo stops, one quarterback hit and one pass defensed at Cincinnati (9/14)
- ✦ Tallied six total tackles for the second consecutive game and recorded two quarterback hits and three tackles for loss at New England (9/24)
- ✦ Moved into a tie for fifth in team history with 47 career passes defensed vs. Tennessee (10/1)
- ✦ Placed on the Reserve/Injured list on Oct. 11

2016 (Houston 3/3, 0/0):

- ✦ Spent the entire preseason on the Active/Physically Unable to Perform list
- ✦ Moved from the Active/Physically Unable to Perform list to the active roster on Sept. 3
- ✦ Tied for the team lead with three quarterback hits in the season opener vs. Chicago (9/11)
- ✦ Finished with five total tackles, 1.5 sacks, two quarterback hits, one tackle for loss and one fumble recovery vs. Kansas City (9/18)
- ✦ Recorded a sack in his third straight regular season game against Kansas City, dating back to Oct. 20, 2013, when he brought down Chiefs QB Alex Smith for a four-yard loss (9/18)
- ✦ Placed on the Reserve/Injured list on Sept. 28, breaking a streak of 83 consecutive starts since entering the NFL

2015 (Houston 16/16, 1/1):

- ✦ Totaled 76 total tackles (57 solo), 17.5 sacks, 50 quarterback hits, 29 tackles for loss, eight passes defensed, three forced fumbles and one fumble recovery in 16 games
- ✦ Finished with nine tackles (all solo), including six for a loss and 2.0 sacks vs. Kansas City (9/13)
- ✦ His 2.0 sacks tied for the most in a season opener in franchise history (Mario Williams, 3x – last: vs. Indianapolis, 9/11/11)
- ✦ Became the eighth player in team history to record 300 career tackles (304)
- ✦ Posted a sack in the fourth straight home opener

(2012-15) of his career

- ✦ Recorded his 60th career sack in his 66th career game, which is the second-fastest in NFL history behind only Reggie White who accomplished the feat in his 47th game (9/20)
- ✦ Finished second on the team with seven tackles (six solo) and recorded 2.0 sacks, four quarterback hits and three tackles for loss at Miami (10/25)
- ✦ Set a single-game career high with 10 quarterback hits vs. Tennessee (11/1)
- ✦ Finished the game with five tackles (three solo), 10 quarterback hits, 2.5 sacks, one tackle for loss and one forced fumble vs. Tennessee (11/1)
- ✦ Led the team with eight solo tackles, including five for loss, 2.0 sacks and five quarterback hits vs. N.Y. Jets (11/22)
- ✦ Finished the game with five tackles (three solo), 2.0 sacks and eight quarterback hits vs. New Orleans (11/29)
- ✦ In his 75th career game, became the second-fastest player in NFL history to reach 70.0 sacks (Reggie White, 57 games)
- ✦ Named AFC Defensive Player of the Month for November (fifth time in his career)
- ✦ Has recorded 15.5 career sacks in 10 games against Tennessee, which is his highest total against any team. He has notched 2.0-or-more sacks in three of the last four games against the Titans and in six overall in the series
- ✦ Led the team with eight tackles (five solo), to go along with a single-game season-high 3.0 sacks, three tackles for loss, four quarterback hits, two passes defensed, one forced fumble and one fumble recovery vs. Jacksonville (1/3/16)
- ✦ His sack total ranks as the third-highest single-season mark in franchise history behind his 20.5 sacks in 2012 and 2014
- ✦ Recorded his third career 15.0-sack season, which is tied for the second-most in the NFL since 1982. Reggie White is the only other player to notch three 15.0-sack seasons in his first five years in the league
- ✦ Posted 50-or-more quarterback hits for the second straight season (51 in 2014)
- ✦ Named AFC Defensive Player of the Week in Week 17

2014 (Houston 16/16):

- ✦ Totaled 78 tackles, 20.5 sacks, 29 tackles for loss, 50 quarterback hits, five fumble recoveries and four forced fumbles
- ✦ Started and played in every game for the fourth consecutive season.
- ✦ Tied his career high with 20.5 sacks and became the first player in NFL history with 20 or more sacks in two different seasons (2012 and 2014)
- ✦ Named the AFC Defensive Player of the Month twice (September and December)
- ✦ Recorded five total touchdowns (three receiving, one interception return and one fumble return) and a safety to finish with 32 points scored
- ✦ Recorded a sack, 3.0 tackles, five quarterback hits, 2.0 tackles for loss and recovered a fumble vs. Washington (9/7)
- ✦ Became the first defensive player in franchise history to score from scrimmage on a 1-yard touchdown reception at Oakland (9/14)

- ✦ Notched his first career regular season interception and returned it 80 yards for a touchdown, which is tied for the sixth longest return in NFL history for a defensive lineman, in Week 4 vs. Buffalo (9/28). Also had a career-high nine quarterback hits, five tackles and a pass defended
- ✦ Recorded 2.0 sacks, one tackle for loss, a forced fumble, fumble recovery, six quarterback hits and caught a one-yard touchdown pass in the fourth quarter vs. Tennessee (11/30) in Week 13
- ✦ Became Texans all-time sack leader with 54.0 sacks in Week 16 vs. Baltimore (12/21) when he sacked Ravens QB Joe Flacco on fourth-and-10 in the fourth quarter
- ✦ Became the first player in NFL history to record two seasons with more than 20 sacks (20.5 in 2012 and again in 2014), as he finished with 3.0 sacks, four tackles for loss, three quarterback hits, a forced fumble, safety and team-high six tackles vs. Jacksonville (12/28) in Week 17. Had 2.0-or-more sacks in all six division games this season and six sacks in two games against Jacksonville

2013 (Houston 16/16):

- ✦ Led the NFL in quarterback hits (46) and was second in tackles for loss (22) while setting a career high with 117 tackles (71 solo) to go along with a team-best 10.5 sacks, seven passes defended, four forced fumbles, two fumble recoveries and two blocked kicks
- ✦ Recorded nine tackles (five solo), 1.0 sack and a forced fumble at Kansas City (10/20)
- ✦ Recorded eight tackles (four solo), 1.0 sack, one pass defended and blocked a field goal attempt vs. Indianapolis (11/3)
- ✦ Notched seven tackles (five solo), one sack and set career highs with two forced fumbles and two fumble recoveries at Arizona (11/10)
- ✦ Tallied 2.0 sacks along with 13 tackles (eight solo) vs. Oakland (11/17). His 2.0 sacks marked the ninth time in his career that he has recorded at least two in a game
- ✦ Totaled nine solo tackles, 1.0 sack, a season-high five tackles for loss, a pass defended and forced a fumble at Tennessee (12/29)

2012 (Houston 16/16, 2/2):

- ✦ Named the AP Defensive Player of the Year after he led the NFL with a franchise single-season record 20.5 sacks on the season
- ✦ Set a single-season NFL record for defensive linemen with 16 passes defended
- ✦ Earned AP First-Team All-Pro honors and was selected as Pro Bowl starter for the AFC after leading the Texans with 107 tackles (85 solo), 16 passes defended, four forced fumbles and two recoveries
- ✦ Contributed to 95 plays that either resulted in no gain or negative yardage
- ✦ Had six total tackles (four solo), 1.5 sacks, and three passes defended, two of which were intercepted by his teammates in the season opener vs. Miami (9/9)
- ✦ Led the defense with 10 total tackles while sacking Broncos QB Peyton Manning 2.5 times at Denver (9/23)
- ✦ Recorded seven tackles (five solo) including 2.0 sacks and recovered a fumble at Tennessee (9/30)
- ✦ Made seven total tackles (six solo) including 2.0 sacks of Aaron Rodgers vs. Green Bay (10/14)
- ✦ Sacked Colts QB Andrew Luck 3.0 times for a total loss of

22 yards, tallied 13 total tackles and forced a fumble for the third consecutive game vs. Indianapolis (12/16).

- ✦ Became the ninth player in NFL history to record 20.0 or more sacks in a season when he sacked Vikings QB Christian Ponder for a loss of three yards in the third quarter vs. Minnesota (12/23). He also forced a fumble in his fourth consecutive game. It was his fourth of the season, tying a franchise single-season record
- ✦ Registered four solo tackles, all of which were for a loss, one quarterback hit on an incomplete pass, and batted down his 16th pass of the season at Indianapolis (12/30)
- ✦ Led the team with five tackles and recorded two tackles for loss and two passes defended in AFC Wild Card Playoff vs. Cincinnati (1/5/13)
- ✦ Sacked Bengals QB Andy Dalton for a 9-yard loss in the first quarter in AFC Wild Card Playoff vs. Cincinnati (1/5/13), raising his career postseason sack total to 4.5
- ✦ Recorded a half sack and four total tackles in AFC Divisional Playoff at New England (1/13/13), raising his career postseason sack total to 5.0

2011 (Houston 16/16, 2/2):

- ✦ Started all 16 games as a rookie, recording 59 tackles (52 solo), 5.5 sacks, four passes defended, two fumble recoveries and blocked a field goal to earn Houston Texans Rookie of the Year honors
- ✦ Recorded one fumble recovery, one quarterback pressure and five solo tackles in the season opener vs. Indianapolis (9/11)
- ✦ Blocked a field goal and recorded four tackles (three solo) at Miami (9/18)
- ✦ Recorded his first career sack to go along with four solo tackles at New Orleans (9/25)
- ✦ Intercepted a pass in the second quarter and returned it 29 yards for a touchdown to go along with a sack of Bengals QB Andy Dalton for a 7-yard loss in AFC Wild Card Playoff vs. Cincinnati (1/7/12)
- ✦ Recorded game-high 12 tackles (nine solo) and 2.5 sacks for a loss of 22 yards in AFC Divisional Playoff at Baltimore (1/15/12)

COLLEGE:

- ✦ Played two seasons (2009-10) at the University of Wisconsin-Madison (Wis.)
- ✦ Redshirted the 2008 season at Wisconsin after transferring from Central Michigan University in Mount Pleasant, Mich., where he spent the 2007 campaign
- ✦ Started all 26 games he played in for the Badgers at strongside defensive end, recording 106 total tackles (74 solo) with 11.5 sacks for a loss of 75 yards, 36.5 stops for losses of 144 yards and 28 quarterback pressures
- ✦ Recovered five fumbles (one with Central Michigan) and caused four others, blocked four kicks and deflected 13 passes in his college career
- ✦ All-America first-team selection by The NFL Draft Report, earning second-team honors from the Associated Press and Sports Illustrated and consensus All-Big Ten Conference first-team choice
- ✦ Recipient of the Lott IMPACT Trophy and was also named Lott IMPACT Player of the Week for his performance vs. Ohio State
- ✦ Started all 13 games in 2010 at strongside defensive end, finishing second on the team with 62 total tackles (42

VETERAN BIOS

solos) while leading the Badgers with 7.0 sacks for minus-56 yards, finishing third nationally with 21.0 stops for losses totaling 91 yards

- Blocked three kicks and deflected eight passes and intercepted another for a 15-yard return
- Sophomore All-American and second-team All-Big Ten Conference selection by The NFL Draft Report in 2009, earning All-Big Ten honorable mention from the league's coaches and media and also chosen Academic All-Big Ten
- Life sciences communication major, earning Academic All-Big Ten Conference honors

PERSONAL:

- Raised more than \$37 million for Hurricane Harvey relief for Houston
- Received an honorary doctorate from Baylor College of Medicine
- Served as the Grand Marshal of the 2012 Houston Livestock Show and Rodeo and Art Car Parades
- Founded and serves on the board of directors of the Justin J. Watt Foundation which provides support to after-school athletic programs in Wisconsin and Texas
- Attended Pewaukee (Wisc.) High School and earned All-Woodland Conference, All-Area and All-Parkland County honors as a senior while garnering All-State accolades
- Received Woodland Conference Player of the Year recognition in 2006

J.J. WATT'S NFL REGULAR SEASON DEFENSIVE STATISTICS

DATE	TEAM	GP	GS	TACKLES								INTERCEPTIONS						FUMBLES			ST						MISC	
				TK	S	A	TFL	YDS	SK	YDS	QBH	NO	YDS	LG	TD	PD	FF	FR	YDS	TK	S	A	FF	FR	S	A		
2011	Texans	16	16	56	49	7	13	4	5.5	47.5	19	0	0	0	0	4	0	2	2	0	0	0	0	0	0	0		
2012	Texans	16	16	81	69	12	39	14	20.5	138.5	43	0	0	0	0	16	4	2	7	0	0	0	0	0	0	0		
2013	Texans	16	16	80	65	15	22	83	10.5	70.5	46	0	0	0	0	7	4	2	0	0	0	0	0	0	0	0		
2014	Texans	16	16	78	59	19	29	139	20.5	140.0	51	1	80	80t	1	10	4	5	59	0	0	0	0	0	0	0		
2015	Texans	16	16	76	57	19	29	126	17.5	117.5	50	0	0	0	0	8	3	1	0	0	0	0	0	0	0	0		
2016	Texans	3	3	8	1	7	1	4	1.5	5.0	5	0	0	0	0	0	0	1	0	0	0	0	0	0	0	0		
2017	Texans	5	5	15	11	4	3	11	0.0	0.0	5	0	0	0	0	2	0	0	0	0	0	0	0	0	0	0		
2018	Texans	16	16	61	47	14	18	104	16.0	119.0	25	0	0	0	0	4	7	0	0	0	0	0	0	0	0	0		
2019	Texans	8	8	24	15	9	4	25	4.0	34.5	21	0	0	0	0	3	1	2	0	0	0	0	0	0	0	0		
NFL TOTALS		112	112	479	373	106	158	510	96.0	672.5	265	1	80	80t	1	54	23	15	68	0	0	0	0	0	0	0		

J.J. WATT'S NFL POSTSEASON DEFENSIVE STATISTICS

DATE	TEAM	GP	GS	TACKLES								QBH	INTERCEPTIONS					FUMBLES			ST					MISC	
				TK	S	A	TFL	YDS	SK	YDS	NO		YDS	LG	TD	PD	FF	FR	YDS	TK	S	A	FF	FR	S	A	
2011	Texans	2	2	14	11	3	4	0	3.5	29.0	4	1	29	29t	1	1	0	0	0	0	0	0	0	0	0	0	0
2012	Texans	2	2	9	6	3	3	0	1.5	13.5	3	0	0	0	0	2	0	0	0	0	0	0	0	0	0	0	0
2015	Texans	1	1	1	0	1	0	0	0.0	0.0	0	0	0	0	0	0	0	0	0	0	0	0	0	0	0	0	0
2018	Texans	1	1	2	2	0	1	2	0.0	0.0	1	0	0	0	0	2	0	0	0	0	0	0	0	0	0	0	0
2019	Texans	2	0	2	1	1	1	8	1.0	8.0	2	0	0	0	0	1	0	0	0	0	0	0	0	0	0	0	0
NFL TOTALS		8	6	28	20	8	9	10	6.0	50.5	10	1	29	29t	1	6	0	0	0	0	0	0	0	0	0	0	0

SINGLE-GAME HIGHS: DEFENSIVE

Total Tackles 10 vs. Indianapolis Colts, Dec 16, 2012
Sacks 3.0 vs. New York Giants, Sep 23, 2018
 ...5 more at 3.0.
Passes Defensed 3 vs. Indianapolis Colts, Oct 09, 2014
 ...3 more at 3.
Forced Fumbles 2 at Indianapolis Colts, Sep 30, 2018
 ...1 more at 2.
Fumble Recoveries 2 at Arizona Cardinals, Nov 10, 2013

Tackles For Loss 6 vs. Kansas City Chiefs, Sep 13, 2015
 ...1 more at 6.
Interceptions 1 vs. Buffalo Bills, Sep 28, 2014
Interception Return Yards 80 vs. Buffalo Bills, Sep 28, 2014
Safeties 1 vs. Jacksonville Jaguars, Dec 28, 2014

SINGLE-GAME HIGHS - POSTSEASON: DEFENSIVE

Total Tackles 12 at Baltimore Ravens, Jan 15, 2012
Sacks 2.5 at Baltimore Ravens, Jan 15, 2012
Passes Defensed 2 vs. Indianapolis Colts, Jan 05, 2019
 ...1 more at 2.

Tackles For Loss 3 at Baltimore Ravens, Jan 15, 2012
Interceptions 1 vs. Cincinnati Bengals, Jan 07, 2012
Interception Return Yards 29 vs. Cincinnati Bengals, Jan 07, 2012

VETERAN BIOS

2019 GAME-BY-GAME REGULAR SEASON STATISTICS (TEXANS)

W	DATE	OPPONENT	P/S	TACKLES								INTERCEPTIONS					FUMBLES			ST				MISC			W/L	SCORE
				TK	S	A	SK	YDS	TFL	YDS	QBH	NO	YDS	LG	TD	PD	FF	FR	YDS	TK	S	A	FF	FR	S	A		
01	09/09	at Saints	S	0	0	0	0.0	0.0	0	0	0	0	0	0	0	0	0	0	0	0	0	0	0	0	0	L	28-30	
02	09/15	Jaguars	S	2	0	2	0.0	0.0	0	0	1	0	0	0	0	0	0	1	0	0	0	0	0	0	0	W	13-12	
03	09/22	at Chargers	S	5	3	2	2.0	9.5	2	10	6	0	0	0	0	0	0	0	0	0	0	0	0	0	0	W	27-20	
04	09/29	Panthers	S	6	3	3	1.0	16.0	0	0	2	0	0	0	0	0	1	1	0	0	0	0	0	0	0	L	10-16	
05	10/06	Falcons	S	3	2	1	1.0	9.0	1	9	5	0	0	0	0	1	0	0	0	0	0	0	0	0	0	W	53-32	
06	10/13	at Chiefs	S	2	1	1	0.0	0.0	0	0	1	0	0	0	0	0	0	0	0	0	0	0	0	0	0	W	31-24	
07	10/20	at Colts	S	3	3	0	0.0	0.0	0	0	6	0	0	0	0	1	0	0	0	0	0	0	0	0	0	L	23-30	
08	10/27	Raiders	S	3	3	0	0.0	0.0	1	6	0	0	0	0	0	1	0	0	0	0	0	0	0	0	0	W	27-24	
09	11/03	at Jaguars		RESERVE/INJURED																						W	26-3	
11	11/17	at Ravens		RESERVE/INJURED																						L	7-41	
12	11/21	Colts		RESERVE/INJURED																						W	20-17	
13	12/01	Patriots		RESERVE/INJURED																						W	28-22	
14	12/08	Broncos		RESERVE/INJURED																						L	24-38	
15	12/15	at Titans		RESERVE/INJURED																						W	24-21	
16	12/21	at Buccaneers		RESERVE/INJURED																						W	23-20	
17	12/29	Titans		RESERVE/INJURED																						L	14-35	
2019 TOTALS			8-8	24	15	9	4.0	34.5	4	25	21	0	0	0	0	3	1	2	0	0	0	0	0	0	0	10-6		

2019 GAME-BY-GAME POSTSEASON STATISTICS (TEXANS)

W	DATE	OPPONENT	P/S	TACKLES								INTERCEPTIONS					FUMBLES			ST					MISC		W/L	SCORE
				TK	S	A	SK	YDS	TFL	YDS	QBH	NO	YDS	LG	TD	PD	FF	FR	YDS	TK	S	A	FF	FR	S	A		
01	01/04	Bills	P	2	1	1	1.0	8.0	1	8	2	0	0	0	0	0	0	0	0	0	0	0	0	0	0	0	W	22-19+
02	01/12	at Chiefs	P	0	0	0	0.0	0.0	0	0	0	0	0	0	0	1	0	0	0	0	0	0	0	0	0	0	L	31-51
2019 TOTALS			2-0	2	1	1	1.0	8.0	1	8	2	0	0	0	0	1	0	0	0	0	0	0	0	0	0	0	1-1	

+ - Overtime



JON WEEKS

LONG SNAPPER

5-10 | 242 | BAYLOR

HOMETOWN: BETHPAGE, N.Y. | AGE: 34

11TH NFL SEASON | 11TH WITH TEXANS | ACQUIRED: FA-'10

2019 GP/GS (POST): 16/0 (2/0) | CAREER GP/GS (POST): 160/0 (10/0)

TEAMS: HOU '10-20



46

TRANSACTIONS: Signed by the Houston Texans as a college free agent on April 28, 2010...Re-signed with the Texans on March 5, 2012...Signed a contract extension with the Texans on Sept. 7, 2015...Re-signed with the Texans on March 21, 2020.

CAREER:

- Named to the 2015 Pro Bowl
- Signed by the Texans during the 2010 offseason and made the roster out of training camp
- Has handled 1,580 extra point, field goal and punt snaps and has contributed with 30 special teams tackles
- Second in Texans history with 160 career games played, having played in every game since 2010
- Owens a streak of 160 consecutive regular season games played, the longest streak in Texans history
- The only Texan to play in every postseason game in team history

2019 (Houston 16/0, 2/0):

- Snapped for every punt and kick in 16 regular season games and two postseason contests
- Handled nine total kicks in the Wild Card Round vs. Buffalo (1/4/20), including the game-winning field goal in overtime
- Handled 10 total kicks including six punts, three field goals and one extra point at Tampa Bay (12/21)
- Snapped for 10 total kicks, including seven punts, two field goals and one extra point vs. Jacksonville (9/25)

2018 (Houston 16/0, 1/0):

- Snapped on all punts and kicks in all 16 games, helping K Ka'imi Fairbairn score 150 points, the most points in a single season in franchise history
- Handled Fairbairn's 37 made field goals, which set a single-season franchise record
- Set a new Texans franchise record by playing in his 129th consecutive game (2010-18), passing K Kris Brown (123 straight games from 2002-09)

2017 (Houston 16/0):

- Served as long snapper on extra points, field goals and punts in all 16 regular season games
- Notched a special teams tackle at Cincinnati (9/14)
- Played in his 115th straight game at New England (9/24), passing Chester Pitts for the second-longest streak in Texans history

- Handled seven extra points, three field goals and two punts vs. Tennessee (10/1)
- Handled five punts, five extra points and one field goal at Seattle (10/29)
- Recorded his second special teams tackle of the season vs. Indianapolis (11/5)
- Handled three field goal attempts, one extra point attempt and four punts at Baltimore (11/27)
- Notched two special teams tackles vs. Pittsburgh (12/25)

2016 (Houston 16/0, 2/0):

- Served as long snapper on extra points, field goals and punts in all 16 regular season games and both postseason contests
- Helped K Nick Novak set the franchise single-season record with 35 made field goals
- Played in the 100th regular season game of his career vs. Tennessee (10/2) in Week 4
- Logged special teams tackles at New England (9/22) in Week 3 and vs. Tennessee (10/2) in Week 4

2015 (Houston 16/0, 1/0):

- Named to his first Pro Bowl
- Served as long snapper on extra points, field goal and punts in all 16 games
- Notched a career-high eight special teams tackles
- Recovered a fumble on a punt return by Titans WR Harry Douglas in the first quarter at Tennessee (12/27). RB Alfred Blue forced the fumble on the play, which led to a 22-yard field goal by K Nick Novak
- Served as the long snapper in Wild Card Game vs. Kansas City (1/9/16), his fifth career postseason game

2014 (Houston 16/0):

- Served as long snapper on extra points, field goal and punts in all 16 games
- Made a special teams tackle at N.Y. Giants (9/21)
- Recorded a special teams tackle at Dallas (10/5) in Week 5

2013 (Houston 16/0):

- Saw action on special teams in all 16 games and made a career-high six special teams tackles

2012 (Houston 16/0, 2/0):

- Served as long snapper on extra points, field goal and punts in all 16 games plus both playoff games

VETERAN BIOS

- Helped K Shayne Graham set the team scoring record with 138 points
- Helped P Donnie Jones set the team punting record with a net average of 40.5 yards
- Recorded a special teams tackle at Denver (9/30)

2011 (Houston 16/0, 2/0):

- Served as long snapper on extra points, field goal and punts for all 16 games of the season
- Helped K Neil Rackers set then-team records for field goals made (32) and points in a season (135)
- Made his postseason debut and saw action on special teams in AFC Wild Card Playoff vs. Cincinnati (1/7/12)

2010 (Houston 16/0):

- Served as long snapper on extra points, field goal and punts in all 16 contests
- Efforts helped K Neil Rackers convert 27-of-30 field goal attempts and 43-of-43 extra point opportunities
- Made his professional debut long snapping in the season opener vs. Indianapolis (9/12)
- Snapped on punt and field goal attempts at Washington (9/19) including Rackers' game-winning 35-yard field goal
- Contributed to Rackers hitting all three field goal attempts including a career long of 57 yards at Denver (12/26)

COLLEGE:

- Played four seasons (2004-07) at Baylor University in Waco, Texas
- Originally attended Baylor as an invited walk-on
- Earned a scholarship after his freshman season
- Was discovered at a special teams camp by the Baylor special teams coach
- Snapped for two-time Ray Guy Award winner Daniel Sepulveda
- Handled the long-snapping chores for Baylor from 2004-07 and earned four varsity letters

PERSONAL:

- Was in training to be an EMT when called by the Texans for a tryout
- An all-region offensive and defensive lineman for Mountain Ridge High School in Glendale, Ariz.
- Two-way player of the year selection
- Friday Night Fever Defensive Line Player of the Year
- Received the Curley Culp Award as Arizona's best defensive lineman
- Mountain Ridge recorded four straight winning records during his prep career and captured regional titles in both 2000 and 2002
- Mountain Lions went 24-2 during Weeks' last two seasons, which included a 14-1 mark and a state semifinal appearance as a junior in 2002

JON WEEKS' NFL REGULAR SEASON SPECIAL TEAMS STATISTICS

DATE	TEAM	GP	GS	TK	S	A	FF	FR
2010	Texans	16	0	3	1	2	0	0
2011	Texans	16	0	0	0	0	0	0
2012	Texans	16	0	2	0	2	0	0
2013	Texans	16	0	6	2	4	0	0
2014	Texans	16	0	2	2	0	0	0
2015	Texans	16	0	8	6	2	0	1
2016	Texans	16	0	2	2	0	0	0
2017	Texans	16	0	4	1	3	0	0
2018	Texans	16	0	1	0	1	0	0
2019	Texans	16	0	2	0	2	0	0
NFL TOTALS		160	0	30	14	16	0	1

JON WEEKS' NFL POSTSEASON SPECIAL TEAMS STATISTICS

DATE	TEAM	GP	GS	TK	S	A	FF	FR
2011	Texans	2	0	1	1	0	0	0
2012	Texans	2	0	0	0	0	0	0
2015	Texans	1	0	0	0	0	0	0
2016	Texans	2	0	0	0	0	0	0
2018	Texans	1	0	0	0	0	0	0
2019	Texans	2	0	0	0	0	0	0
NFL TOTALS		10	0	1	1	0	0	0

VETERAN BIOS

2019 GAME-BY-GAME POSTSEASON STATISTICS (TEXANS)

W	DATE	OPPONENT		W/L	SCORE
01	01/04	Bills	P	W	22-19+
02	01/12	at Chiefs	P	L	31-51
2019 TOTALS			2	1-1	

+ - Overtime

2019 GAME-BY-GAME REGULAR SEASON STATISTICS (TEXANS)

W	DATE	OPPONENT	P/S	ST						W/L	SCORE
				TK	S	A	FF	FR			
01	09/09	at Saints	P	1	0	1	0	0		L	28-30
02	09/15	Jaguars	P	0	0	0	0	0		W	13-12
03	09/22	at Chargers	P	0	0	0	0	0		W	27-20
04	09/29	Panthers	P	1	0	1	0	0		L	10-16
05	10/06	Falcons	P	0	0	0	0	0		W	53-32
06	10/13	at Chiefs	P	0	0	0	0	0		W	31-24
07	10/20	at Colts	P	0	0	0	0	0		L	23-30
08	10/27	Raiders	P	0	0	0	0	0		W	27-24
09	11/03	at Jaguars	P	0	0	0	0	0		W	26-3
11	11/17	at Ravens	P	0	0	0	0	0		L	7-41
12	11/21	Colts	P	0	0	0	0	0		W	20-17
13	12/01	Patriots	P	0	0	0	0	0		W	28-22
14	12/08	Broncos	P	0	0	0	0	0		L	24-38
15	12/15	at Titans	P	0	0	0	0	0		W	24-21
16	12/21	at Buccaneers	P	0	0	0	0	0		W	23-20
17	12/29	Titans	P	0	0	0	0	0		L	14-35
2019 TOTALS			16-0	2	0	2	0	0		10-6	

2019 GAME-BY-GAME POSTSEASON STATISTICS (TEXANS)

				TACKLES								INTERCEPTIONS						FUMBLES			ST				MISC			
W	DATE	OPPONENT	P/S	TK	S	A	SK	YDS	TFL	YDS	QBH	NO	YDS	LG	TD	PD	FF	FR	YDS	TK	S	A	FF	FR	S	A	W/L	SCORE
01	01/04	Bills	P	0	0	0	0.0	0.0	0	0	0	0	0	0	0	0	0	0	0	0	0	0	0	0	0	0	W	22-19+
02	01/12	at Chiefs	P	0	0	0	0.0	0.0	0	0	0	0	0	0	0	0	0	0	0	0	0	0	0	0	0	0	L	31-51
2019 TOTALS			2-0	0	0	0	0.0	0.0	0	0	0	0	0	0	0	0	0	0	0	0	0	0	0	0	0	0	1-1	

+ - Overtime



ISAAC WHITNEY

WIDE RECEIVER

6-2 | 204 | SOUTHERN CALIFORNIA

HOMETOWN: MOORE, OKLA. | AGE: 26

2ND NFL SEASON | 2ND WITH TEXANS | ACQUIRED: FA-'18

CAREER GP/GS: 2/0

TEAMS: OAK '17; HOU '18-20



19

TRANSACTIONS: Signed by the Oakland Raiders as a college free agent on May 5, 2017...Waived by the Raiders on Sept. 2, 2017...Signed to the Raiders practice squad on Sept. 3, 2017...Signed to the Raiders active roster on Nov. 29, 2017...Waived by the Raiders on Sept. 1, 2018...Signed to the Houston Texans practice squad on Sept. 18, 2018...Signed by the Texans on Jan. 7, 2019.

2019 (Houston 0/0, 0/0):

- Spent the entire season on the Reserve/Injured list

2018 (Houston 0/0, 0/0):

- Spent the offseason, training camp and the preseason with the Raiders
- Signed to the Texans practice squad on Sept. 18
- Spent Weeks 3-17 and the postseason on the Texans practice squad

2017 (Oakland 2/0):

- Spent Weeks 1-12 on the Raiders practice squad
- Made his NFL debut and contributed as a reserve wide receiver and appeared on special teams vs. the New York Giants (12/3)
- Inactive Week 14 at Kansas City (12/10)
- Contributed on offense and special teams vs. Dallas (12/17)
- Inactive Weeks 16-17

COLLEGE:

- Played two seasons (2015-16) at the University of

Southern California in Los Angeles after playing one season at Riverside (Calif.) Community College in 2014 and one season at Central Oklahoma in Edmond, Okla. in 2013

- Redshirted the 2012 season at Central Oklahoma
- Recorded three receptions for 32 yards (10.7 avg.) for the Trojans as a senior in 2016
- Ran track, running the second leg on the 400-meter relay team and helping the team to a second place finish at the Pac-12 Championships as a senior
- Tallied eight receptions for 112 yards (14.0 avg.) and two touchdowns in five games as a junior in 2015
- Earned 2014 Prep State JUCO All-America honors and was named to the All-Southern California Football Association National Division Central League second team as a sophomore at Riverside (Calif.) Community College
- Hauled in 49 passes for 809 yards (16.5 avg.) and four touchdowns in 2014
- Registered 11 receptions for 100 yards (9.1 avg.), one special teams tackle and one fumble recovery as a redshirt freshman at Central Oklahoma in 2013

PERSONAL:

- Attended Southmoore High School in Moore, Okla.
- Earned Prep Star All-Midlands Region and All-District 6A-3 honors as a senior wide receiver and defensive back in 2011
- Caught 25 passes for 415 yards (16.6 avg.) and seven touchdowns
- Ran track for Southmoore
- Majored in sociology at Southern California

ISAAC WHITNEY'S NFL REGULAR SEASON RUSHING/RECEIVING STATISTICS

DATE	TEAM	GP	GS	RECEIVING					RUSHING				
				NO.	YDS	AVG	LG	TD	NO.	YDS.	AVG.	LG	TD
2017	Raiders	2	0	0	0	0.0	0	0	0	0	0.0	0	0
2018	Texans	0	0	0	0	0.0	0	0	0	0	0.0	0	0
2019	Texans	0	0	0	0	0.0	0	0	0	0	0.0	0	0
NFL TOTALS		2	0	0	0	0.0	0	0	0	0	0.0	0	0

VETERAN BIOS

ISAAC WHITNEY'S NFL POSTSEASON RUSHING/RECEIVING STATISTICS

DATE	TEAM	GP	GS	RECEIVING					RUSHING				
				NO.	YDS	AVG	LG	TD	NO.	YDS.	AVG.	LG	TD
2018	Texans	0	0	0	0	0.0	0	0	0	0	0.0	0	0
2019	Texans	0	0	0	0	0.0	0	0	0	0	0.0	0	0
NFL TOTALS		0	0	0	0	0.0	0	0	0	0	0.0	0	0

2019 GAME-BY-GAME REGULAR SEASON STATISTICS (TEXANS)

W	DATE	OPPONENT	P/S	RECEIVING					RUSHING					W/L	SCORE
				NO	YDS	AVG	LG	TD	NO	YDS	AVG	LG	TD		
01	09/09	at Saints												L	28-30
02	09/15	Jaguars												W	13-12
03	09/22	at Chargers												W	27-20
04	09/29	Panthers												L	10-16
05	10/06	Falcons												W	53-32
06	10/13	at Chiefs												W	31-24
07	10/20	at Colts												L	23-30
08	10/27	Raiders												W	27-24
09	11/03	at Jaguars												W	26-3
11	11/17	at Ravens												L	7-41
12	11/21	Colts												W	20-17
13	12/01	Patriots												W	28-22
14	12/08	Broncos												L	24-38
15	12/15	at Titans												W	24-21
16	12/21	at Buccaneers												W	23-20
17	12/29	Titans												L	14-35
2019 TOTALS			0-0	0	0	0.0	0	0	0	0	0.0	0	0	10-6	

2019 GAME-BY-GAME POSTSEASON STATISTICS (TEXANS)

W	DATE	OPPONENT	P/S	RECEIVING					RUSHING					W/L	SCORE
				NO	YDS	AVG	LG	TD	NO	YDS	AVG	LG	TD		
01	01/04	Bills												W	22-19+
02	01/12	at Chiefs												L	31-51
2019 TOTALS			0-0	0	0	0.0	0	0	0	0	0.0	0	0	1-1	

+ - Overtime



ROSS BLACKLOCK

DEFENSIVE TACKLE

6-3 | 290 | TCU

HOMETOWN: MISSOURI CITY, TEXAS | AGE: 22

ROOKIE | 1ST WITH TEXANS | ACQUIRED: D2-'20



90

TRANSACTIONS: Selected by the Houston Texans in the second round (40th overall) of the 2020 NFL Draft.

CAREER AT TCU:

- Spent four seasons (2016-19) at Texas Christian University in Fort Worth, Texas, where he played in 26 total games and finished his collegiate career with 67 total tackles (39 solo), 15.5 tackles for loss and 5.5 sacks

2019 (TCU):

- Started in all 12 games for the Horned Frogs and tied for the team lead with 3.5 sacks, while adding 9.0 tackles for loss and a single-season career high of 40 total tackles (25 solo)
- Named First-Team All-Big 12, Second-Team AP All-Big 12 and was an Honorable-Mention Big 12 Defensive Lineman of the Year
- Logged a season-best 2.5 tackles for loss, including 0.5 sack, as part of five stops in a victory over Kansas (9/28)
- Registered a career-best seven stops (four solo), including one for loss, at Oklahoma State (11/2)

2018 (TCU):

- Suffered an injury in preseason camp and was sidelined

for the entire season

2017 (TCU):

- Started in all 14 games and totaled 27 tackles (13 solo), 6.5 tackles for loss and 2.0 sacks, earning him 2017 Freshman All-American honors from FWAA and the 2017 Big 12 Co-Defensive Freshman of the Year award
- Recorded a season-high five tackles (one solo) vs. Kansas (10/21) and added 1.5 tackles for loss and his first career sack
- Matched his single-game career high with five stops, including a season-best two tackles for loss in the Valero Alamo Bowl win over Stanford

2016 (TCU):

- Redshirted in his first year with the Horned Frogs

PERSONAL:

- Attended Elkins High School in Missouri City, Texas where he posted 56 tackles, 10 tackles for loss, 3.0 sacks and 11 quarterback hurries as a senior, earning him an invite to play in the U.S. Army All-American Bowl
- Rated a four-star defensive tackle by 247Sports.com and ranked the fourth-best defensive tackle in Texas and the 18th-best in the country



ISAIAH COULTER

WIDE RECEIVER

6-2 | 198 | RHODE ISLAND

HOMETOWN: BRANDYWINE, MD. | AGE: 21

ROOKIE | 1ST WITH TEXANS | ACQUIRED: D5-'20

CAREER GP/GS: 0/0

TEAMS: HOU '20



82

TRANSACTIONS: Selected by the Houston Texans in the fourth round (171st overall) of the 2020 NFL Draft.

CAREER AT RHODE ISLAND:

- ✦ Played three seasons (2017-19) at the University of Rhode Island in South Kingston, R.I., and appeared in 34 career games (26 starts)
- ✦ Finished his collegiate career with 1,855 receiving yards and 12 touchdowns on 132 catches (14.1 avg.)
- ✦ Logged seven career 100-yard receiving games

2019 (Rhode Island):

- ✦ Played in 12 games (11 starts) and logged 1,039 receiving yards and eight touchdowns on 72 catches (14.4 avg.), becoming just the seventh player in program history to top 1,000 yards in a season
- ✦ Registered five catches for 99 yards (19.8 avg.) and a touchdown against Stony Brook (9/28) and added an onside kick recovery
- ✦ Notched a career-best 12 catches and 171 receiving yards (14.3 avg.) with a touchdown at Brown (10/5)
- ✦ Caught eight passes for 153 yards (19.1 avg.) and set a new career high with three touchdowns at William & Mary (11/9)

2018 (Rhode Island):

- ✦ Started all 11 games and finished second on the team with 42 receptions for 604 receiving yards (14.4 avg.) and three touchdowns
- ✦ Logged three-consecutive 100-yard performances starting with nine catches for 109 yards (12.1 avg.) and one touchdown against Albany (9/8), then 10 receptions for 156 yards (15.6 avg.) and one touchdown at Connecticut (9/15) and finishing with six catches for 106 yards (17.7 avg.) at Harvard (9/28)

2017 (Rhode Island):

- ✦ Played in all 11 games (four starts) as a true freshman, totaling 18 receptions for 212 yards (11.8 avg.) and one touchdown
- ✦ Caught one pass for a 56-yard touchdown in his collegiate debut at Central Michigan (8/31)
- ✦ Made his first career start and caught two passes for 22 yards (11.0 avg.) against Stony Brook (9/9)

PERSONAL:

- ✦ Attended Gwynn Park High School in Brandywine, Md., where he recorded 40 receptions for 755 yards (18.9 avg.) and 14 touchdowns as a senior, earning him a selection to the Prince George Country All-Star team
- ✦ Also lettered in track and field



JONATHAN GREENARD

OUTSIDE LINEBACKER

6-3 | 263 | FLORIDA

HOMETOWN: HIRAM, GA. | AGE: 23

ROOKIE | 1ST WITH TEXANS | ACQUIRED: D3-'20

CAREER GP/GS: 0/0

TEAMS: HOU '20



52

TRANSACTIONS: Selected by the Houston Texans in the third round (90th overall) of the 2020 NFL Draft.

COLLEGE CAREER:

- Spent four seasons (2015-18) at the University of Louisville in Louisville, Ky., before transferring to the University of Florida in Gainesville, Fla., where he spent the 2019 season
- Played in 38 games over his collegiate career, totaling 122 total tackles (64 solo), 19.0 sacks, three interceptions and four forced fumbles

2019 (Florida):

- Appeared in all 12 games in his lone season with the Gators and led the SEC with 9.5 sacks and 15.5 tackles for loss, while adding 52 tackles (27 solo), three forced fumbles, four pass breakups and a fumble recovery returned for a touchdown
- Selected First-Team All-SEC by the coaches and AP and was awarded Defensive Lineman of the Week four times (Miami, Vanderbilt, Missouri & Florida State)
- Notched a season-high nine total tackles (five solo) vs. Georgia (11/2)
- Recorded three total tackles (one solo), 0.5 sack and returned a fumble recovery 80 yards for the score vs. Vanderbilt (11/9)
- Earned Walter Camp FBS National Player of the Week honors for his 2.0 sacks and five tackles for loss at Missouri (11/16)

2018 (Louisville):

- Named a team captain prior to the season but suffered a season-ending injury in the first game of the season

2017 (Louisville):

- Played in 13 games (five starts) and led the team with 15.5 tackles for loss and tied for team lead with seven sacks while adding 49 total tackles (29 solo), one forced fumble, eight quarterback hits and one pass defended
- Logged four tackles (three solo) and a career-high three tackles for loss vs. North Carolina (9/9)
- Notched a career-high nine tackles (five solo), 1.5 tackles for loss and one quarterback hit vs. Boston College (10/14)

2016 (Louisville):

- Saw action in 12 games (one start) and logged 22 tackles (eight solo), seven tackles for loss, 2.5 sacks, one interception, three quarterback hits and three passes defended
- Made his collegiate debut and recorded five tackles, 1.5 tackles for loss and a sack vs. Charlotte (9/1)
- Notched his first career interception vs. North Carolina State (10/22) and returned it 42 yards. Added two tackles (one solo) in the game

2015 (Louisville):

- Redshirted in his first year with the Cardinals

PERSONAL:

- Attended Hiram (Ga.) High School where he played outside linebacker and tight end and was tabbed the 5-A Region Defensive Player of the Year as a senior after recording 43 tackles and 7.0 sacks. Also caught 11 passes for 249 yards and five touchdowns at the tight end position
- Selected to the Georgia 5-A Class all-state team as an honorable mention as a senior
- Also lettered in basketball



CHARLIE HECK

TACKLE

6-8 | 311 | NORTH CAROLINA

HOMETOWN: KANSAS CITY, MO. | AGE: 23

ROOKIE | 1ST WITH TEXANS | ACQUIRED: D4A-'20

CAREER GP/GS: 0/0

TEAMS: HOU '20



67

TRANSACTIONS: Selected by the Houston Texans in the fourth round (126th overall) of the 2020 NFL Draft.

CAREER AT NORTH CAROLINA:

- Spent four seasons (2016-19) at the University of North Carolina at Chapel Hill, appearing in 43 games (34 starts) at both left and right tackle

2019 (North Carolina):

- Started in 12 games at left tackle and led the team with 43 knockdowns while only surrendering one half-sack all year long, earning him second-team All-ACC honors
- Helped pave the way for an offense that averaged 474.0 yards per game, which ranked second in the ACC and 12th nationally
- Notched a season-high seven knockdowns against South Carolina (8/31), earning him an ACC Offensive Lineman of the Week selection

2018 (North Carolina):

- Started in all 11 games as part of an offensive line that allowed just 10 sacks on the season, which ranked second in the ACC and seventh nationally
- Earned the team's Lineman of the Week honors twice during the season with five knockdowns against ECU (9/8) and three against Virginia (10/27)

2017 (North Carolina):

- Played in all 12 games, starting the final 11 games of the season
- Finished with a season-best 10 knockdowns against Louisville (9/9)

2016 (North Carolina):

- Played in eight games as a redshirt freshman, including the Tar Heels Sun Bowl appearance against Stanford (12/30)

2015 (North Carolina):

- Redshirted in his first season with the Tar Heels

PERSONAL:

- Attended Rockhurst High School in Kansas City, Mo., where he played a variety of positions, including tight end, offensive tackle and defensive end
- As a team captain in his senior season, helped lead Rockhurst to a 12-2 record and the Missouri Class 6A state championship game
- Earned first-team all-district and all-metro honors and was named second-team all-state
- His father, Andy Heck, is currently the offensive line coach for the Kansas City Chiefs, where he's coached since 2013
- His brother, Jon, was also a four-year starter on the offensive line at North Carolina



JOHN REID

CORNERBACK

5-10 | 187 | PENN STATE

HOMETOWN: MOUNT LAUREL, N.J. | AGE: 24

ROOKIE | 1ST WITH TEXANS | ACQUIRED: D4B-'20



34

TRANSACTIONS: Selected by the Houston Texans in the fourth round (141st overall) of the 2020 NFL Draft.

CAREER AT PENN STATE:

- Spent five seasons (2015-19) at Penn State University in State College, Pa., where he played in 51 career games (40 starts) and totaled 126 tackles (84 solo), 9.5 tackles for loss, 1.5 sacks, seven interceptions (one returned for a touchdown), 37 passes defended, one forced fumble and two fumble recoveries
- Finished his career ranked 11th in Penn State history with 37 career passes defended
- Given the Lions Pride Outstanding Senior Player Award for greatest career contribution to Penn State Football following his senior season

2019 (Penn State):

- Started in all 13 games and finished the season with a career-high 37 tackles (26 solo) along with 2.5 tackles for loss, 1.0 sack and two interceptions (one returned for a touchdown)
- Earned All-Big Ten honorable mention by the coaches and media
- Notched two solo tackles, the first full sack of his career and his first interception of the season vs. Idaho (8/30), earning the coaching staff's defensive player of the week award
- Registered his first career pick-six vs. Buffalo (9/7) and Penn State's first pick-six since 2016. Added four tackles (two solo) and two passes defended in the contest
- Posted a season-high seven stops (four solo) at Iowa (10/12)

2018 (Penn State):

- Started in 11 games and finished second on the team with eight passes defended and third on the team with two interceptions. Added 24 tackles (17 solo) and one tackle for loss on the season
- Earned an honorable-mention All-Big Ten selection from the league's coaches and media and was a nominee for

the Mayo Clinic Comeback Player of the Year

- Registered a career-high eight tackles (six solo) at Indiana (10/20)
- Broke up three passes, including an interception returned for a career-best 44 yards vs. Iowa (10/27)

2017 (Penn State):

- Redshirted the entire season due to injury
- Named Academic All-Big Ten

2016 (Penn State):

- Started in all 14 games and racked up 36 tackles (23 solo), 5.0 tackles for loss, 0.5 sack, one interception and one fumble recovery. Also returned 22 punts for 166 yards (7.5 avg.), which ranked 39th in the NCAA and third in the Big Ten

2015 (Penn State):

- Appeared in all 13 games (two starts) and totaled 29 tackles (18 solo), one tackle for loss, two interceptions, seven passes defended, one forced fumble and one fumble recovery
- Named to ESPN.com's Big Ten All-Freshman team
- Notched a season-high five tackles (two solo) at Temple (9/5)
- Registered his first career interception and his first career fumble recovery vs. Rutgers (9/19). Added two tackles in the contest

PERSONAL:

- Attended St. Joseph's Prep School in Philadelphia, where he played both sides of the ball and helped the team to back-to-back PIAA Class AAAA Championships in 2013 and 2014
- As a senior in 2014, logged 699 receiving yards (19.4 avg.) and 12 touchdowns on offense and a pick-six on defense, earning him All-Catholic League MVP, first-team All-Catholic League on offense and defense, CBS Philly's Player of the Year, Pennsylvania Football News Defensive Player of the Year and first-team all-state
- Earned his degree in data sciences from Penn State



AUZOYAH ALUFOHAI

NOSE TACKLE

6-4 | 320 | WEST GEORGIA

HOMETOWN: HOUSTON, TEXAS | AGE: 23

ROOKIE | 1ST WITH TEXANS | ACQUIRED: CFA-'20

CAREER GP/GS: 0/0

TEAMS: HOU '20



98

TRANSACTIONS: Signed by the Houston Texans as a college free agent on April 27, 2020.

COLLEGE CAREER:

- Spent three seasons (2015-17) at Kennesaw State University in Kennesaw, Ga., before transferring to the University of West Georgia in Carrollton, Ga., where he played in 2019
- Saw action in 42 games over his collegiate career and amassed 78 total tackles (43 solo), seven tackles for loss, 2.5 sacks, two passes defended, three forced fumbles and one fumble recovery

2019 (West Georgia):

- Played in 10 games in his lone season with Wolves and finished with 31 tackles (17 solo), three forced fumbles and single-season career highs in tackles for loss (four) and sacks (2.0)
- Invited to the East-West Shrine game
- Logged four solo tackles, one tackle for loss, 1.0 sack, one forced fumble and a quarterback hit in his first game with the Wolves at Catawaba (9/7)
- Notched a season-high seven stops (two solo) at Limestone (9/14)
- Recorded his second sack of the season at North Greenville (10/12) and added three tackles (one solo) and one forced fumble in the contest

2017 (Kennesaw State):

- Started in all 14 games at nose tackle and totaled 31 tackles (15 solo), two passes defended and one fumble recovery
- Among defensive linemen in the Big South Conference, his 31 tackles ranked 15th
- Racked up a career-high eight tackles in the FCS Playoff quarterfinals at Sam Houston State (12/9)

2016 (Kennesaw State):


- Played in 10 games and finished with 13 tackles (eight solo) and 0.5 sacks
- Registered a season-high four tackles at Charleston Southern (11/19)

2015 (Kennesaw State):

- Played in eight games and recorded three solo tackles and one tackle for loss
- Made his collegiate debut vs. Edward Watters (9/12) and logged one tackle
- Logged his first career tackle for loss vs. Gardner Webb (10/17)

PERSONAL:

- Attended Alpharetta (Ga.) High School, where he didn't pick up football until his senior season, helping his school to a 9-3 record
- Born in Houston but moved to Nigeria when he was two years old and lived there for nine years. Also spent time in Malaysia and Qatar before coming back to the United States and settling in Georgia



CORDEL IWUAGWU

GUARD

6-3 | 309 | TCU

HOMETOWN: HOUSTON, TEXAS | AGE: 23

ROOKIE | 1ST WITH TEXANS | ACQUIRED: CFA-'20

CAREER GP/GS: 0/0

TEAMS: HOU '20



70

TRANSACTIONS: Signed by the Houston Texans as a college free agent on April 27, 2020.

CAREER AT TCU:

- Spent five seasons (2015-19) at Texas Christian University in Fort Worth, Texas, where he played in 39 games (32 starts) at left guard over his collegiate career

2019 (TCU):

- Started in all 12 games at left guard, one of two Horned Frogs on the offensive line to start every game at the same position
- Served as a team captain in 10 games, including the final nine contests
- Earned an Honorable-Mention All-Big 12 selection and an invite to the 2020 East-West Shrine Bowl

2018 (TCU):

- Started the opening four games at left guard before

missing the rest of the regular season with an injury

- Returned to start at left guard in TCU's Cheez-It Bowl victory over Cal (12/26)

2017 (TCU):

- Started in all 14 games of his redshirt sophomore season at left guard

2016 (TCU):

- Played in eight games with two starts at left guard vs. Oklahoma (10/1) and at Kansas (10/8)

2015 (TCU):

- Redshirted in his first season with the Horned Frogs

PERSONAL:

- Attended Westfield High School in Houston, where he was a first-team District 15-6A selection at guard and was ranked the seventh-best offensive guard in Texas and the 60th-best in the nation



JAN JOHNSON

INSIDE LINEBACKER

6-2 | 231 | PENN STATE

HOMETOWN: MOHNTON, PA. | AGE: 24

ROOKIE | 1ST WITH TEXANS | ACQUIRED: CFA-'20

CAREER GP/GS: 0/0

TEAMS: HOU '20



56

TRANSACTIONS: Signed by the Houston Texans as a college free agent on April 27, 2020.

CAREER AT PENN STATE:

- Spent five seasons (2015-19) at Penn State University in State College, Pa., where he played in 33 games (26 starts), totaling 150 tackles (72 solo), 7.0 tackles for loss, 1.5 sacks, two interceptions, five passes defended, one forced fumble and two fumble recoveries

2019 (Penn State):

- Started in all 13 games as a team captain and finished the season with 64 tackles (23 solo), a single-season career-high 4.5 tackles for loss, 1.0 sack, one interception, three passes defended, one forced fumble and two fumble recoveries
- Earned several awards and designations including Pro Football Focus All-America honorable mention, All-Big Ten honorable mention by the coaches and media, Pro Football Focus All-Big Ten second team and was a semifinalist for the Burlsworth Trophy
- Established a career high with 14 tackles, including nine in the first half vs. Buffalo (9/7)
- Notched the first full sack and the first forced fumble of his career vs. Pittsburgh (9/14), along with five tackles (four solo)
- Recorded the second interception of his career at Maryland (9/27) and added a tackle and a pass defended

2018 (Penn State):

- Earned a scholarship in October and started in all 13 games for the Nittany Lions, notching single-season career highs in total tackles (72) and solo tackles (42), while adding 1.5 tackles for loss, 0.5 sack, one interception and two passes defended
- Made his first career start and led the Nittany Lions with a season-high 11 tackles, including four solo vs. Appalachian State (9/1)

- Tallied six tackles and registered his first career interception in the fourth quarter at Illinois (9/21)
- Posted 10 tackles (seven solo), one tackle for loss and his first career pass defended at Michigan (11/3)

2017 (Penn State):

- Played in six games and finished the season with 12 total tackles (six solo) and added one tackle for loss
- Logged a season-high four tackles vs. Rutgers (11/11)
- Logged three tackles and notched his first career tackle for loss at Maryland (11/25)

2016 (Penn State):

- Appeared in one game before suffering a season-ending injury
- One of 27 Penn State freshman to play in a game

2015 (Penn State):

- Redshirted in his first season with the Nittany Lions

PERSONAL:

- Attended Governor Mifflin High School in Shillington, Pa., where he lettered in football, wrestling, track and field and lacrosse
- Played quarterback for two seasons and linebacker for three seasons, helping his team to four-consecutive Berks County Championships
- As a team captain in his senior season, logged 1,200 rushing yards with 20 touchdowns and 900 passing yards with 12 touchdowns, earning a selection to the 2014 Pennsylvania Football Writers' Class AAAA All-State team and an invite to the Big 33 Classic and the Berks County All-Star game
- Was a two-time Class AAA State Champion, a two-time District 3 Champion in wrestling and a four-time Berks County Champion in wrestling
- Was a member of Penn State's National Championship wrestling team in 2017



JAMIR JONES

OUTSIDE LINEBACKER

6-3 | 255 | NOTRE DAME

HOMETOWN: ROCHESTER, N.Y. | AGE: 22

ROOKIE | 1ST WITH TEXANS | ACQUIRED: CFA-'20

CAREER GP/GS: 0/0

TEAMS: HOU '20



47

TRANSACTIONS: Signed by the Houston Texans as a college free agent on April 27, 2020.

CAREER AT NOTRE DAME:

- Played four seasons at the University of Notre Dame in Notre Dame, Ind., where he played in 55 games and racked up 50 tackles (27 solo), 7.5 tackles for loss, 4.5 sacks, two forced fumbles, one fumble recovery, one pass defended and six quarterback hits

2019 (Notre Dame):

- Played in 11 games for the Fighting Irish and established single-season career highs in tackles (26), tackles for loss (6.5), sacks (4.5), quarterback hits (four), forced fumbles (two) and fumble recoveries (one)
- Logged a season-high four tackles and one sack vs. Bowling Green (10/5)
- Recorded a sack in four-straight games against Virginia (9/28), Bowling Green (10/5), Southern California (10/12) and Michigan (10/26)

2018 (Notre Dame):

- Saw action in 12 games and logged 12 tackles (five solo), 1.0 tackle for loss, one fumble recovery and two quarterback hits
- Logged a season-high three solo tackles vs. Wake Forest (9/22)
- Matched his season high with three total tackles and logged his first tackle for loss of the season vs. Navy (10/27)

2017 (Notre Dame):

- Played in 12 games as a sophomore for the Fighting Irish and recorded four tackles (one solo) on the season
- Notched a season-high two tackles (one solo) vs. Southern California (10/21)

2016 (Notre Dame):

- Appeared in eight games as a true freshman, one of 10 true freshman to see action in at least eight games for the Irish
- Posted eight total tackles (one solo) on special teams on the season, which ranked second on the team
- Notched a season-high three solo tackles vs. Army (11/12)

PERSONAL:

- Attended The Aquinas Institute in Rochester, N.Y., where he played linebacker, tight end, quarterback and safety
- As a senior, helped his team to a 13-0 record and 2015 New York State Public High School Athletic Association Class AA State Championship
- Recorded 98 tackles, 68 solo stops, 23.0 tackles for loss, 6.5 sacks and 18 quarterback hurries, one interception, five passes defended, two forced fumbles and one fumble recovery on defense and caught 43 passes for 822 yards (19.1 avg.) and nine touchdowns as a tight end as a senior
- Selected to participate in the 2016 Semper Fidelis All-American Bowl and was named to the 2015 New York State Sportswriters Association Class AA First Team and the American Family Insurance ALL-USA New York Football Second Team
- His brother, Jarron Jones, played at Notre Dame and spent time with the Cowboys, Giants and Buccaneers in the NFL



SCOTTIE PHILLIPS

RUNNING BACK

5-8 | 209 | MISSISSIPPI

HOMETOWN: ELLISVILLE, MISS. | AGE: 22

ROOKIE | 1ST WITH TEXANS | ACQUIRED: CFA-'20

CAREER GP/GS: 0/0

TEAMS: HOU '20



40

TRANSACTIONS: Signed by the Houston Texans as a college free agent on April 27, 2020.

COLLEGE CAREER:

- Played two seasons (2018-19) at the University of Mississippi in Oxford, Miss., after transferring from Jones County Junior College, where he spent two seasons (2016-17)
- Appeared in 21 games (18 starts) and finished his collegiate career ranked 11th in school history in career rushing touchdowns (17) and 17th in rushing yards (1,470), despite only playing two seasons with Ole Miss
- Averaged 70 rushing yards per game over his two seasons with the Rebels, totaling 1,470 yards and 17 touchdowns on 278 carries (5.3 avg.), while pulling in 18 receptions for 182 yards (10.1 avg.) and three touchdowns
- Played two seasons (2016-17) at Jones County Junior College in Ellisville, Miss., where he racked up 2,282 rushing yards and 27 touchdowns, ranking him the 8th-best JUCO player in the nation in 2017 by ESPN.com

2019 (Mississippi):

- Played in 10 games (eight starts) as a senior and rushed 125 times for 542 yards (4.3 avg.) and five touchdowns while also hauling in eight catches for 77 yards and one touchdown
- Tallied two touchdowns and netted 143 rushing yards vs. Arkansas (9/7)
- Notched a second-straight 100-yard performance vs. Southeastern Louisiana (9/14) totaling 103 yards and a touchdown on 26 carries (4.0 avg.)
- Ran 11 times for 62 yards (5.6 avg.) and a touchdown vs. Vanderbilt (10/5), helping the Rebels rush for 413 yards - the most against an SEC opponent since 1979

2018 (Mississippi):

- Played in 11 games (10 starts) and finished the season with 928 rushing yards and 12 touchdowns on 153 carries

(6.1 avg.), along with 10 receptions for 105 yards (10.5 avg.) and two touchdowns

- Ranked fifth in the SEC in total touchdowns (14), third in rushing touchdowns (12) and ninth SEC in rushing yards (927)
- Named SEC Offensive Player of the Week in his Ole Miss debut vs. Texas Tech (9/1) after recording 204 yards and two touchdowns on 16 carries (12.8 avg.). Became just the eighth Ole Miss running back to surpass the 200-yard rushing mark in a single game, and the first to do it in their first game
- Tallied a career-high 19 rushing attempts for 112 yards (5.9 avg.) and one touchdown vs. Kent State (9/22), while also hauling in two catches for 44 yards (22.0 avg.), including his first career touchdown reception

2017 (Jones County Junior College):

- Rushed for 1,070 yards and 13 touchdowns, leading the team with 78 total points scored on the season, helping Jones to an 8-2 record and south division title and the school's first playoff appearance in four years
- His 1,070 yards, which ranked third in the state and 12th in the NJCAA, while his 13 touchdowns ranked fourth in the state and ninth in the nation
- Named All-Region 23 and earned All-MACJC South First Team accolades

2016 (Jones County Junior College):

- As a freshman, ranked fifth in the nation with 1,212 rushing yards and notched an MACJC-high 14 touchdowns
- His 123.6 yards per game ranked second in the MACJC and third nationally en route to NJCAA Honorable Mention All-America honors

PERSONAL:

- Attended South Jones High School in Ellisville, Miss., where he rushed for over 1600 yards in his senior season with 22 touchdowns, averaging 163 yards per game
- Named a 2015 MAC All-State First Team selection



TYLER SIMMONS

WIDE RECEIVER

6-0 | 201 | GEORGIA

HOMETOWN: POWDER SPRINGS, GA. | AGE: 22

ROOKIE | 1ST WITH TEXANS | ACQUIRED: CFA-'20

CAREER GP/GS: 0/0

TEAMS: HOU '20



86

TRANSACTIONS: Signed by the Houston Texans as a college free agent on April 27, 2020.

CAREER AT GEORGIA:

- ✦ Played four seasons (2016-19) at the University of Georgia in Athens, Ga., where he racked up 35 receptions for 438 yards (12.5 avg.) and three touchdowns, while rushing 17 times for 220 yards (12.9 avg) and two touchdowns over 48 games (12 starts)
- ✦ Added nine punt returns for 143 yards (15.9 avg.)
- ✦ Part of a Georgia senior class that won 44 games over their time on campus, which tied for the most in school history

2019 (Georgia):

- ✦ Played in all 14 games (12 starts) and finished with 21 catches for 255 yards (12.1 avg.), 12 rushes for 89 yards (7.4 avg.) and nine punt returns for 143 yards (15.9 avg.)
- ✦ Posted a season-high 65 yards on three punt returns (21.7 avg.) vs. Murray State (9/7)
- ✦ Led the team with a season-high 52 yards and a touchdown on three catches (17.3 avg.) vs. Georgia Tech (11/30)

2018 (Georgia):

- ✦ Saw action in 13 games (six starts) and logged nine receptions for 138 yards (15.3 avg.) and two touchdowns

along with five carries for single-season career highs of 131 rushing yards (26.2 avg.) and two touchdowns

- ✦ Notched his first career touchdown on a career-long 56-yard run vs. Middle Tennessee (9/15)
- ✦ Caught two passes for 15 yards (7.5 avg.) and logged his first career receiving touchdown vs. Auburn (11/10)
- ✦ Registered a career-high 130 scrimmage yards vs. Massachusetts (11/17) with a 49-yard rushing touchdown and two receptions for 81 yards (40.5 avg.) and a touchdown, including a career-long 71-yard reception

2017 (Georgia):

- ✦ Played in all 15 games and recorded three catches for 26 yards (8.7 avg.)

2016 (Georgia):

- ✦ Appeared in six games as a true freshman for the Bulldogs
- ✦ Made his college debut on special teams at South Carolina (10/9)
- ✦ Logged the first reception of his collegiate career for 8 yards vs. Kentucky (11/5)

PERSONAL:

- ✦ Attended McEachern High School in Powder Springs, Ga.
- ✦ Helped his team to a 10-2 record and the second round of the Class AAAAAA state playoffs as a senior, earning AJC Class AAAAAA Region 4 all-district first team offense honors



DYLAN STAPLETON

TIGHT END

6-5 | 242 | JAMES MADISON

HOMETOWN: INDIANA, PA. | AGE: 22

ROOKIE | 1ST WITH TEXANS | ACQUIRED: CFA-'20

CAREER GP/GS: 0/0

TEAMS: HOU '20



84

TRANSACTIONS: Signed by the Houston Texans as a college free agent on April 27, 2020.

COLLEGE CAREER:

- ✦ Began his collegiate career at Division II's Slippery Rock University in Butler County, Pa., where he played two seasons (2016-17) before transferring to James Madison University in Harrisonburg, Va., where he played from 2018-19
- ✦ Appeared in 50 games (27 starts) over his collegiate career, 21 with Slippery Rock and 29 with James Madison, totaling 81 receptions for 918 yards (11.3 avg.) and three touchdowns

2019 (James Madison):

- ✦ Started in all 16 games, helping James Madison to an FCS National Championship appearance
- ✦ Logged 35 receptions for 426 yards (12.2 avg.) and one touchdown on the season, earning a Second Team All-CAA selection and VaSID First Team All-State honors
- ✦ Scored his first touchdown of the season on a 12-yard grab vs. New Hampshire (11/9)
- ✦ Notched a season-high six receptions for 66 yards (11.0 avg.) in the FCS national championship game against North Dakota State (1/11/20)

2018 (James Madison):

- ✦ Played in all 13 games (eight starts) and registered 19 receptions for 182 yards (9.6 avg.) and a touchdown
- ✦ Posted his first touchdown of the season against William & Mary (9/22) and added three receptions for 20 yards (6.7 avg.)
- ✦ Notched season highs of four catches for 52 yards (13.0 avg.) in FCS Second Round at Colgate (12/1)

2017 (Slippery Rock):

- ✦ Played in 11 games (one start) and racked up 26 receptions for 301 yards (11.6 avg.) and one touchdown
- ✦ His 301 receiving yards ranked third on the team and his 26 receptions ranked fourth
- ✦ Notched a career-high 89 yards on eight reception (11.1 avg.) at Edinboro (10/21)

2016 (Slippery Rock):

- ✦ Played in 10 games as a true freshman and caught one pass for nine yards vs. East Stroudsburg (11/12)
- ✦ Also saw action on special teams, logging five special teams tackles on the season

PERSONAL:

- ✦ Attended Indiana (Pa.) High School, where he was all-conference in football, basketball and lacrosse
- ✦ Played on both sides of the ball at wide receiver and defensive back



NICK TIANO

QUARTERBACK

6-4 | 231

AGE: 23

ROOKIE | 1ST WITH TEXANS | ACQUIRED: CFA-'20

CAREER GP/GS: 0/0

TEAMS: HOU '20



8

TRANSACTIONS: Signed by the Houston Texans as a college free agent on April 27, 2019.

COLLEGE CAREER:

- ✦ Played three seasons (2017-19) at the University of Tennessee at Chattanooga (Tenn.) after transferring from Mississippi State University in Starkville, Miss., where he spent the 2015 and 2016 seasons
- ✦ Despite only playing three seasons with Chattanooga, finished his career in the top 10 of school records in several offensive categories including career passing yards (5,825 – seventh), career passing attempts (865 – fifth), career passing completions (494 – fourth), career completion percentage (57.1 percent – seventh), career passing touchdowns (35 – sixth), total offensive yards (6,569 – seventh) and career 200-yard passing games (13 – fifth)

2019 (Chattanooga):

- ✦ Played in 12 games as a senior with the Mocs, completing 174-of-329 passes (53.4 percent) for 2,242 yards, 14 touchdowns and 10 interceptions. Added 85 carries for 384 yards (4.5 avg.) and nine touchdowns
- ✦ His 2,242 passing yards were the ninth-most passing yards in a single season in school history
- ✦ Named SoCon Offensive Player of the Month for November, the first Moc to win a monthly honor from the league since October of 2016
- ✦ Completed 14-of-29 passes (48.2 percent) for 245 yards, two touchdowns and two interceptions at Wofford (10/26), while rushing seven times for 26 yards (3.7 avg.) and a touchdown
- ✦ Logged a season-high 268 passing yards with two touchdowns and one interception against The Citadel (11/16). Also rushed for a touchdown on a game-winning 12-yard scramble
- ✦ Participated in the NFLPA Collegiate Bowl following the season and won the MVP

2018 (Chattanooga):

- ✦ Played in 11 games and finished the season with 2,710 passing yards, 15 touchdowns and six interceptions on

233-of-378 passing (61.6 percent). Added 85 carries for 239 yards (2.8 avg.) and one touchdown

- ✦ His 2,710 passing yards were the fifth-most in a single season at UTC, his 233 completions were the third-most in a season at UTC and his six interceptions were the fewest interceptions among those who have completed over 200 passes in a season in school history
- ✦ Ranked third in the SoCon and 16th in the FCS in completions per game (21.2) as well as third in the conference and 21st in the FCS in passing yards (246.4), fourth in the conference and 48th in the FCS with 15 passing touchdowns, third in the conference and 23rd in the FCS in total offense (268.1) and fourth in the conference and 24th in the FCS in completion percentage (61.6 percent)

2017 (Chattanooga):

- ✦ Played in five games in his first season with the Mocs and recorded 873 passing yards, six passing touchdowns and six interceptions on 87-of-157 passes (55.0 percent). Added 53 carries for 121 yards (2.3 avg.)
- ✦ Logged season-highs with four touchdowns and 249 passing yards on 25-of-33 attempts (75.8 percent) at VMI (9/23)

2016 (Mississippi State):

- ✦ Saw action in five games as a redshirt freshman in 2016 at Mississippi State
- ✦ Completed his only pass attempt of the season for five yards vs. Auburn (10/16)

2015 (Mississippi State):

- ✦ Redshirted in his first season with the Bulldogs

PERSONAL:

- ✦ Attended Baylor School in Chattanooga, Tenn., where he helped his team to the third round 2014 Class 2A playoffs as a senior in 2014
- ✦ As a senior, completed 137-of-224 passes (61.2 percent) for 2,096 yards and 16 touchdowns with three interceptions, while adding 136 rushes for 723 yards (5.7 avg.) and eight touchdowns, making him the top quarterback recruit in the state of Tennessee



ELEX WOODWORTH

CENTER

6-4 | 296 | NORTH TEXAS

HOMETOWN: MESQUITE, TEXAS | AGE: 23
 ROOKIE | 1ST WITH TEXANS | ACQUIRED: CFA-'20
 CAREER GP/GS: 0/0
 TEAMS: HOU '20



77

TRANSACTIONS: Signed by the Houston Texans as a college free agent on April 27, 2020.

CAREER AT NORTH TEXAS:

- Spent five seasons (2015-19) at the University of North Texas in Denton, Texas, where he played in a total of 48 contests with 45 starts at both tackle and guard

2019 (North Texas):

- Started in 10 games in his last season with the Mean Green as part of the team's leadership council, seeing action at both left guard and left tackle
- Blocked for an offense that averaged 30.6 points per game, the third-best mark in the conference, along with a passing attack that averaged 283.3 yards per game, the second-best mark in the conference

2018 (North Texas):

- Started all 13 games for the Mean Green, primarily at left guard
- Paved the way for the top scoring offense in the conference, averaging 34.6 yards per game
- Blocked for an offense with the second highest yards-per-game average in the C-USA (460.5) and the best passing offense in the conference, averaging 306.8 passing yards

per game

2017 (North Texas):

- Started all 14 games for the Mean Green at guard and was named all-conference honorable mention by the C-USA coaches
- Helped pave the way for an offense that averaged 454.7 total yards per game (second in the C-USA), 291.3 passing yards per game (second in the C-USA) and 35.5 points per game (second in the C-USA)

2016 (North Texas):

- Appeared in 11 games (eight starts) for the Mean Green, seeing action at both guard and left tackle
- Notched his first career start at Rice (9/24)

2015 (North Texas):

- Redshirted his first season at North Texas

PERSONAL:

- Attended Horn High School in Mesquite, Texas, where he was a team captain and the starting right tackle for an offense that averaged 41 points and over 500 yards per game in 2014, earning him a unanimous first-team all-district 10-6A selection as a senior



HOUSTON
TEXANS

TEXANS RECORDS

ALL-TIME / YEAR-BY-YEAR LEADERS

ALL-TIME LEADERS

RUSHING YARDS

Player	Att	Yds	Avg	Lg	TD
Arian Foster, 2009-15	1,454	6,472	4.5	74t	54
Domanick Williams#, 2003-05	770	3,195	4.2	51	23
Lamar Miller, 2016-19	716	2,934	4.1	97t	13
Alfred Blue, 2014-18	673	2,407	3.6	48	8
Ben Tate, 2011-13	421	1,992	4.7	60	10
Steve Slaton, 2008-11	425	1,832	4.3	71t	12
Ron Dayne, 2006-07	345	1,385	4	39	11
David Carr, 2002-06	268	1,235	4.6	36	8
Deshaun Watson 2017-19	217	1,233	5.7	49	14
Jonathan Wells, 2002-05	374	1,167	3.1	37	10

- Domanick Williams known as Domanick Davis prior to 2006.

RECEIVING YARDS

Player	Rec	Yds	Avg	Lg	TD
Andre Johnson, 2003-14	1,012	13,597	13.4	77t	64
DeAndre Hopkins, 2013-19	632	8,602	13.6	76t	54
Owen Daniels, 2006-13	385	4,617	12.0	44	29
Kevin Walter, 2006-12	326	4,083	12.5	61	24
Arian Foster, 2009-15	249	2,268	9.1	78t	14
Will Fuller V, 2016-19	156	2,231	14.3	73t	16
Jabar Gaffney, 2002-05	171	2,009	11.8	69	7
Corey Bradford, 2002-05	130	1,992	15.3	81	18
Jacoby Jones, 2007-11	127	1,741	13.7	80t	11
Ryan Griffin, 2013-18	136	1,491	11.0	47	7

SCRIMMAGE YARDS (RUSHING & RECEIVING)

Player	Rushing	Receiving	Total
Andre Johnson, 2003-14	54	13,597	13,651
Arian Foster, 2009-15	6,472	2,268	8,740
DeAndre Hopkins, 2013-19	11	8,602	8,613
Owen Daniels, 2006-13	-	4,617	4,617
Domanick Williams#, 2003-05	3,195	1,276	4,471
Kevin Walter, 2006-12	82	4,083	4,165
Lamar Miller, 2016-19	2,934	678	3,612
Alfred Blue, 2014-18	2,407	470	2,877
Steve Slaton, 2008-11	1,832	811	2,643
Ben Tate, 2011-13	1,992	287	2,279

- Domanick Williams known as Domanick Davis prior to 2006.

ALL-PURPOSE YARDS

Player	Total	Rush	Rec.	PR/KR
Andre Johnson, 2003-14	13,651	54	13,597	-/-
Arian Foster, 2009-15	8,740	6,472	2,268	-/-
DeAndre Hopkins, 2013-19	8,613	11	8,602	-/-
Jacoby Jones, 2007-11	5,091	40	1,741	1,820/1,490
Owen Daniels, 2006-13	4,617	-	4,617	-/-
Domanick Williams#, 2003-05	4,585	3,195	1,276	24/90
Kevin Walter, 2006-12	4,172	82	4,083	0/7
Lamar Miller, 2016-19	3,612	2,934	678	-/-

André Davis, 2007-09	3,598	-	855	0/2,743
Steve Slaton, 2008-11	3,410	1,832	811	0/767

- Domanick Williams known as Domanick Davis prior to 2006.

PASSING (Min. 500 att.)

Player	Att	Comp	Pct	Yds	TD	INT	Lg	Rtg
Matt Schaub, 2007-13	3,020	1,951	64.6	23,221	124	78	80t	90.9
David Carr, 2002-06	2,070	1,243	60.1	13,391	59	65	81	75.5
Deshaun Watson, 2017-19	1,204	804	66.8	9,716	71	29	73	101.0
Brock Osweiler, 2016	510	301	59.0	2,957	15	16	53	72.2

PASSING YARDS

Player	Att	Comp	Pct	Yds	TD	INT	Lg	Rtg
Matt Schaub, 2007-13	3,020	1,951	64.6	23,221	124	78	80t	90.9
David Carr, 2002-06	2,070	1,243	60	13,391	59	65	81	75.5
Deshaun Watson, 2017-19	1,204	804	66.8	9,716	71	29	73t	101.0
Sage Rosenfels, 2006-08	453	297	65.6	3,380	24	23	61	84.3
Brock Osweiler, 2016	510	301	59	2,957	15	16	53	72.2
Brian Hoyer, 2015	369	224	60.7	2,606	19	7	49	91.4
Ryan Fitzpatrick, 2014	312	197	63.1	2,483	17	8	76t	95.3
Case Keenum, 2013-14	330	182	55.2	2,195	11	8	66	76.8
Tom Savage, 2014, 2016-17	315	181	57.5	2,000	5	7	57	72.5
T.J. Yates, 2011-13, 2015, 2017	320	176	55	1,993	10	10	61t	71.3

SCORING

Player	TD	PAT	FG	2PT	TP
Kris Brown, 2002-09	0	251	172	0	767
Arian Foster, 2009-15	68	0	0	1	410
Andre Johnson, 2003-14	64	0	0	2	388
Ka'imi Fairbairn, 2016-19	0	111	77	0	342
DeAndre Hopkins, 2013-19	54	0	0	2	328
Neil Rackers, 2010-11	0	82	59	0	259
Randy Bullock, 2013-15	0	69	61	0	252
Nick Novak, 2015-17	0	51	53	0	210
Owen Daniels, 2006-13	29	0	0	0	174
Domanick Williams#, 2003-05	28	0	0	0	168

- Domanick Williams known as Domanick Davis prior to 2006.

FIELD GOALS

Player	FGM	FGA	Pct.	Lg
Kris Brown, 2002-09	172	223	77.1	57
Ka'imi Fairbairn, 2016-19	77	92	83.7	55
Randy Bullock, 2013-15	61	76	80.2	55
Neil Rackers, 2010-11	59	68	86.8	57

ALL-TIME / YEAR-BY-YEAR LEADERS

Nick Novak, 2015-16	53	62	85.5	53
Shayne Graham, 2012	31	38	81.6	51

PUNTING AVERAGE (Min. 250 punts)

Player	No	Yds	Avg	In20	Lg	Blk
Shane Lechler, 2013-17	430	20,463	47.6	147	71	1
Matt Turk, 2007-11	254	10,735	42.3	88	62	0
Chad Stanley, 2002-06	437	17,908	41	135	62	2

PUNT RETURN YARDS

Player	No	Yds	Avg	Lg	TD
Jacoby Jones, 2007-11	179	1,820	10.2	79t	3
Keshawn Martin, 2012-15	86	766	8.9	87t	1
J.J. Moses, 2003-04	72	553	7.7	40	0
Tyler Ervin, 2016-18	56	496	8.9	57	0
DeAndre Carter, 2018-19	38	360	9.5	30	0
Will Fuller V, 2016-19	20	300	15	67t	1
Keith Mumphery, 2015-16	36	280	7.8	20	0
Jermaine Lewis, 2002	36	280	7.8	48	0
Avion Black, 2002	14	188	13.4	76t	1
Phillip Buchanon, 2005-06	20	180	9	45	0

KICKOFF RETURN YARDS

Player	No	Yds	Avg	Lg	TD
André Davis, 2007-09	108	2,743	25.4	104t	3
J.J. Moses, 2003-04	117	2,658	22.7	70	0
Jerome Mathis, 2005-07	72	2,054	28.5	99t	3
Keshawn Martin, 2012-15	68	1,707	25.1	54	0
Jacoby Jones, 2007-11	64	1,490	23.3	95t	1
Dexter Wynn, 2006-07	52	1,193	22.9	39	0
Jermaine Lewis, 2002	46	961	20.9	45	0
Steve Slaton, 2008-11	39	767	19.7	50	0
Danieal Manning, 2011-14	28	659	23.5	46	0
Tyler Ervin, 2016-18	29	609	21.0	36	0

INTERCEPTIONS

Player	No	Yds	Avg	Lg	TD
Johnathan Joseph, 2011-19	17	410	24	82t	4
Kareem Jackson, 2010-18	16	336	21	65	3
Dunta Robinson, 2004-09	13	162	12.5	61	1
Andre Hal, 2014-18	12	102	9	31	1
Marcus Coleman, 2002-05	11	217	19.7	102t	1
Aaron Glenn, 2002-04	11	221	20.1	70t	2
Quintin Demps, 2010-16	9	101	11.2	42	0
Brian Cushing, 2009-17	8	50	6.3	20	1
Jason Allen, 2010-11	7	35	5	34	0
A.J. Bouye, 2013-16	6	129	21.5	67	1

TACKLES

Player	Solo	Assist	Total
Brian Cushing, 2009-17	424	240	664
DeMeco Ryans, 2006-11	479	157	636
Kareem Jackson, 2010-18	465	91	556
Benardrick McKinney, 2015-19	293	195	488

Johnathan Joseph, 2011-19	421	61	482
J.J. Watt, 2011-19	373	106	479
Jamie Sharper, 2002-04	300	142	442
Dunta Robinson, 2004-09	332	64	396
Morlon Greenwood, 2005-08	289	96	385
Jay Foreman, 2002-04	255	97	352

SACKS

Player	Sacks	Yards
J.J. Watt, 2011-19	96.0	672.5
Mario Williams, 2006-11	53.0	320.5
Whitney Mercilus, 2012-19	50.0	278
Jadeveon Clowney, 2011-18	29.0	230
Antonio Smith, 2009-13, 2016	27.5	182
Connor Barwin, 2009-12	19.0	136.5
Kailee Wong, 2002-06	15.0	68.5
Brooks Reed, 2011-14	14.5	83.5
Brian Cushing, 2009-17	13.5	80.5
Jason Babin, 2004-06	13.0	85

YEAR-BY-YEAR LEADERS

RUSHING YARDS

Year	Player	Att	Yds	Avg	Long	TD
2002	Jonathan Wells	197	529	2.7	37	3
2003	Domanick Williams	238	1,031	4.3	51	8
2004	Domanick Williams	302	1,188	3.9	44	13
2005	Domanick Williams	230	976	4.2	44	2
2006	Ron Dayne	151	612	4.1	19	5
2007	Ron Dayne	194	773	4	39	6
2008	Steve Slaton	268	1,282	4.8	71t	9
2009	Steve Slaton	131	437	3.3	32t	3
2010	Arian Foster	327	1,616	4.9	74t	16
2011	Arian Foster	278	1,224	4.4	43	10
2012	Arian Foster	351	1,424	4.1	46	15
2013	Ben Tate	181	771	4.3	60	4
2014	Arian Foster	260	1,246	4.8	51	8
2015	Alfred Blue	183	698	3.8	41	2
2016	Lamar Miller	268	1,073	4	45	5
2017	Lamar Miller	238	888	3.7	21	3
2018	Lamar Miller	210	973	4.63	97	5
2019	Carlos Hyde	245	1,070	4.37	58	6

RECEIVING YARDS

Year	Player	Rec	Yds	Avg	Long	TD
2002	Corey Bradford	45	697	15.5	81	6
2003	Andre Johnson	66	976	14.8	46t	4
2004	Andre Johnson	79	1,142	14.5	54t	6
2005	Andre Johnson	63	688	10.9	53t	2
2006	Andre Johnson	103	1,147	11.1	53	5
2007	Andre Johnson	60	581	14.2	77t	8
2008	Andre Johnson	115	1,575	13.7	65	8
2009	Andre Johnson	101	1,569	15.5	72t	9
2010	Andre Johnson	86	1,216	14.1	60	8
2011	Owen Daniels	54	677	12.5	34	3
2012	Andre Johnson	112	1,598	14.3	60t	4

ALL-TIME / YEAR-BY-YEAR LEADERS

2013	Andre Johnson	109	1,407	12.9	62t	5
2014	DeAndre Hopkins	76	1,210	15.9	76t	6
2015	DeAndre Hopkins	111	1,521	13.7	61t	11
2016	DeAndre Hopkins	78	954	12.2	51	4
2017	DeAndre Hopkins	96	1,378	14.4	72t	13
2018	DeAndre Hopkins	115	1,572	13.7	49	11
2019	DeAndre Hopkins	100	1,165	11.2	43	7

RECEPTIONS

Year	Player	Rec	Yds	Avg	Long	TD
2002	Billy Miller	51	613	12	42	3
2003	Andre Johnson	66	976	14.8	46t	4
2004	Andre Johnson	79	1,142	14.5	54t	6
2005	Andre Johnson	63	688	10.9	53t	2
2006	Andre Johnson	103	1,147	11.1	53	5
2007	Kevin Walter	65	800	12.3	46	4
2008	Andre Johnson	115	1,575	13.7	65	8
2009	Andre Johnson	101	1,569	15.5	72t	9
2010	Andre Johnson	86	1,216	14.1	60	8
2011	Owen Daniels	54	677	12.5	34	3
2012	Andre Johnson	112	1,598	14.3	60t	4
2013	Andre Johnson	109	1,407	12.9	62t	5
2014	Andre Johnson	85	936	11	35	3
2015	DeAndre Hopkins	111	1,521	13.7	61t	11
2016	DeAndre Hopkins	78	954	12.2	51	4
2017	DeAndre Hopkins	96	1,378	14.4	72t	13
2018	DeAndre Hopkins	115	1,572	13.7	49	11
2019	DeAndre Hopkins	100	1,165	11.2	43	7

SCRIMMAGE YARDS (RUSHING & RECEIVING)

Year	Player	Rushing	Receiving	Total
2002	James Allen	519	302	821
2003	Domanick Williams	1,031	351	1,382
2004	Domanick Williams	1,188	588	1,776
2005	Domanick Williams	976	337	1,313
2006	Andre Johnson	14	1,147	1,161
2007	Ron Dayne	773	112	885
2008	Steve Slaton	1,282	377	1,659
2009	Andre Johnson	10	1,569	1,579
2010	Arian Foster	1,616	604	2,220
2011	Arian Foster	1,224	617	1,841
2012	Arian Foster	1,424	217	1,641
2013	Andre Johnson	0	1,407	1,407
2014	Arian Foster	1,246	327	1,573
2015	DeAndre Hopkins	0	1,521	1,521
2016	Lamar Miller	1,073	188	1,261
2017	DeAndre Hopkins	0	1,378	1,378
2018	DeAndre Hopkins	-7	1,572	1,565
2019	DeAndre Hopkins	18	1,165	1,183

PASSING YARDS

Year	Player	A	C	Pct	Yds	TD	Int	Lg	Rtg
2002	David Carr	444	233	52.5	2,592	9	15	81	62.8
2003	David Carr	295	167	56.6	2,013	9	13	78t	69.5
2004	David Carr	466	285	61.2	3,531	16	14	69	83.5
2005	David Carr	423	256	60.5	2,488	14	11	53t	77.2
2006	David Carr	442	302	68.3	2,767	11	12	53	82.1
2007	Matt Schaub	289	192	66.4	2,241	9	9	77t	87.2
2008	Matt Schaub	380	251	66.1	3,043	15	10	65	92.7

2009	Matt Schaub	583	396	67.9	4,770	29	15	72t	98.6
2010	Matt Schaub	574	365	63.6	4,370	24	12	60	92
2011	Matt Schaub	292	178	61	2,479	15	6	80t	96.8
2012	Matt Schaub	544	350	64.3	4,008	22	12	60t	90.7
2013	Matt Schaub	358	219	61.2	2,310	10	14	46	73
2014	Ryan Fitzpatrick	312	197	63.1	2,483	17	8	76t	95.3
2015	Brian Hoyer	369	224	60.7	2,606	19	7	49	91.4
2016	Brock Osweiler	510	301	59	2,957	15	16	53	72.2
2017	Deshaun Watson	204	126	61.8	1,699	19	8	72t	103
2018	Deshaun Watson	505	345	68.3	4,165	26	9	73t	103.1
2019	Deshaun Watson	495	333	67.3	3,852	26	12	54	98.0

SCORING

Year	Player	TD	PAT	2PT	FG	TP
2002	Kris Brown	-	20/20	-	17/24	71
2003	Kris Brown	-	27/27	-	18/22	81
2004	Kris Brown	-	34/34	-	17/24	85
2005	Kris Brown	-	24/24	-	26/34	102
2006	Kris Brown	-	26/27	-	19/25	83
2007	Kris Brown	-	40/40	-	25/29	115
2008	Kris Brown	-	37/37	-	29/33	124
2009	Kris Brown	-	43/44	-	21/32	106
2010	Neil Rackers	-	43/43	-	27/30	124
2011	Neil Rackers	-	39/40	-	32/38	135
2012	Shayne Graham	-	45/45	-	31/38	138
2013	Randy Bullock	-	26/26	-	26/35	104
2014	Randy Bullock	-	40/40	-	30/35	130
2015	Nick Novak	-	29/31	-	18/21	83
2016	Nick Novak	-	22/25	-	35/41	127
2017	Ka'imi Fairbairn	-	32/35	-	20/25	92
2018	Ka'imi Fairbairn	-	39/41	-	37/42	150
2019	Ka'imi Fairbairn	-	40/45	-	20/25	98

FIELD GOALS

Year	Player	FGA	FGM	Pct	Long
2002	Kris Brown	24	17	70.8	51
2003	Kris Brown	22	18	81.8	50
2004	Kris Brown	24	17	70.8	50
2005	Kris Brown	34	26	76.5	53
2006	Kris Brown	25	19	76	49
2007	Kris Brown	29	25	86.2	57
2008	Kris Brown	33	29	87.9	53
2009	Kris Brown	32	21	65.6	56
2010	Neil Rackers	30	27	90	57
2011	Neil Rackers	38	32	84.2	54
2012	Shayne Graham	38	31	81.6	51
2013	Randy Bullock	35	26	74.3	51
2014	Randy Bullock	35	30	85.7	55
2015	Nick Novak	21	18	85.7	51
2016	Nick Novak	41	35	85.4	53
2017	Ka'imi Fairbairn	25	20	80	55
2018	Ka'imi Fairbairn	42	37	88.1	54
2019	Ka'imi Fairbairn	25	20	80.0	54

PUNTING AVERAGE

Year	Player	No	Yds	Avg	Long	Blk
2002	Chad Stanley	114	4,720	41.4	62	2
2003	Chad Stanley	97	4,028	41.5	58	0
2004	Chad Stanley	73	3,009	41.2	57	0

ALL-TIME / YEAR-BY-YEAR LEADERS

2005	Chad Stanley	77	2,990	38.8	61	0
2006	Chad Stanley	76	3,161	41.6	62	0
2007	Matt Turk	55	2,296	41.7	59	0
2008	Matt Turk	53	2,240	42.3	59	0
2009	Matt Turk	67	2,866	42.8	62	0
2010	Matt Turk	63	2,650	42.1	60	0
2011	Brett Hartmann	58	2,573	44.4	69	0
2012	Donnie Jones	88	4,150	47.2	66	0
2013	Shane Lechler	88	4,189	47.6	65	0
2014	Shane Lechler	83	3,845	46.3	71	1
2015	Shane Lechler	95	4,497	47.3	64	0
2016	Shane Lechler	72	3,423	47.5	62	0
2017	Shane Lechler	92	4,507	49	68	0
2018	Trevor Daniel	74	3,237	43.7	61	0
2019	Bryan Anger	45	2,094	46.5	71	0

PUNT RETURN YARDS

Year	Player	No	Yds	Avg	Long	TD
2002	Jermaine Lewis	36	280	7.8	48	0
2003	J.J. Moses	36	244	6.8	40	0
2004	J.J. Moses	36	309	8.6	27	0
2005	Phillip Buchanon	12	101	8.4	37	0
2006	Dexter Wynn	12	139	11.6	58	0
2007	Jacoby Jones	30	286	9.5	74	0
2008	Jacoby Jones	32	386	12.1	73t	2
2009	Jacoby Jones	39	426	10.9	62	0
2010	Jacoby Jones	29	204	7	39	0
2011	Jacoby Jones	49	518	10.6	79t	1
2012	Keshawn Martin	22	267	12.1	71	0
2013	Keshawn Martin	39	345	8.8	87t	1
2014	Keshawn Martin	25	154	6.2	21	0
2015	Keith Mumfhey	36	280	7.8	20	0
2016	Tyler Ervin	27	261	9.7	57	0
2017	Will Fuller V	9	135	15	49	0
2018	Tyler Ervin	21	175	8.3	27	0
2019	DeAndre Carter	22	214	9.7	23	0

KICKOFF RETURN YARDS

Year	Player	No	Yds	Avg	Long	TD
2002	Jermaine Lewis	46	961	20.9	45	0
2003	J.J. Moses	58	1,355	23.4	70	0
2004	J.J. Moses	59	1,303	22.1	49	0
2005	Jerome Mathis	54	1,542	28.6	99t	2
2006	Dexter Wynn	30	670	22.3	38	0
2007	André Davis	32	968	30.3	104t	3
2008	André Davis	43	993	23.1	50	0
2009	André Davis	33	782	23.7	63	0
2010	Steve Slaton	39	767	19.7	50	0
2011	Danieal Manning	13	356	27.4	46	0
2012	Keshawn Martin	31	741	23.9	54	0
2013	Keshawn Martin	36	947	26.3	50	0
2014	Danieal Manning	13	267	20.5	41	0
2015	Keith Mumfhey	14	338	24.1	41	0
2016	Tyler Ervin	14	263	18.8	33	0
2017	Chris Thompson	17	369	21.7	42	0
2018	Tyler Ervin	10	253	25.3	36	0
2019	DeAndre Carter	14	308	22.0	28	0

INTERCEPTIONS

Year	Player	No	Yds	Avg	Long	TD
------	--------	----	-----	-----	------	----

2002	Aaron Glenn	5	181	36.2	70t	2
2003	Marcus Coleman	7	95	13.6	41	0
2004	Dunta Robinson	6	146	24.3	61	0
2005	Glenn Earl	2	2	1	2	0
2006	Dunta Robinson	2	9	4.5	9	1
	DeMarcus Faggins	2	0	0	0	0
2007	Fred Bennet	3	47	15.7	33	0
2008	Jacques Reeves	4	108	27	44t	1
2009	Bernard Pollard	4	121	30.3	70t	1
	Brian Cushing	4	26	6.5	20	0
2010	Troy Nolan	3	35	11.7	20	0
	Glover Quin	3	12	4	10	0
	Jason Allen	3	1	0.3	1	0
2011	Johnathan Joseph	4	40	10	29	0
	Jason Allen	4	34	8.5	34	0
2012	Kareem Jackson	4	71	17.8	63t	1
2013	Johnathan Joseph	3	64	21.3	32	0
2014	A.J. Bouye	3	120	40	67	1
	Kareem Jackson	3	97	32.3	65	0
	Jumal Rolle	3	25	8.3	13	0
2015	Andre Hal	4	54	13.5	31t	1
2016	Quintin Demps	6	54	9	19	0
2017	Andre Hal	3	10	3.3	7	0
2018	Two Players	3	-	-	-	-
2019	Tashaun Gipson Sr.	3	105	35.0	79t	1

TOTAL TACKLES

Year	Player, Pos.	Solo	Assist	Total
2002	Jay Foreman	101	36	137
	Jamie Sharper	95	42	137
2003	Jamie Sharper	107	59	166
2004	Jamie Sharper	98	41	139
2005	Morlon Greenwood	82	30	112
2006	DeMeco Ryans	126	30	156
2007	DeMeco Ryans	98	29	127
2008	DeMeco Ryans	86	26	112
2009	Brian Cushing	86	47	133
2010	Bernard Pollard	82	30	112
2011	Brian Cushing	76	38	114
2012	Glover Quin	64	20	84
2013	Darryl Sharpton	56	31	87
2014	Kendrick Lewis	52	32	84
2015	Brian Cushing	63	47	110
2016	Benardrick McKinney	79	50	129
2017	Benardrick McKinney	62	33	95
2018	Two Players	-	-	105
2019	Zach Cunningham	95	42	137

SACKS

Year	Player, Pos.	Sacks	Yards
2002	Jeff Posey	8	77
2003	Jamie Sharper	4	19
2004	Kailee Wong	5.5	29
2005	Shantee Orr	7	40
2006	Jason Babin	5.5	39
2007	Mario Williams	14	82.5
2008	Mario Williams	12	82
2009	Mario Williams	9	52
2010	Mario Williams	8.5	54.5
2011	Connor Barwin	11.5	78.5

ALL-TIME / YEAR-BY-YEAR LEADERS

2012	J.J. Watt	20.5	138.5
2013	J.J. Watt	10.5	70.5
2014	J.J. Watt	20.5	140
2015	J.J. Watt	17.5	118
2016	Whitney Mercilus	7.5	56.5
2017	Jadeveon Clowney	9.5	67
2018	J.J. Watt	16.0	119.0
2019	Whitney Mercilus	7.5	44.5

SPECIAL TEAMS TACKLES

Year	Player, Pos.	Solo	Assist	Total
2002	Jason Bell	14	2	16
2003	Ramon Walker	13	4	17
2004	Antwan Peek	10	8	18
2005	Ramon Walker	12	6	18
2006	Troy Evans	11	2	13

2007	Jameel Cook	12	1	13
2008	Kevin Bentley	16	7	23
2009	Kevin Bentley	9	11	20
2010	James Casey	10	7	17
2011	Tim Dobbins	9	0	9
2012	Bryan Braman	14	2	16
2013	Justin Tuggle	10	1	11
2014	Jeff Tarpinian	7	5	12
2015	Brian Peters	11	6	17
2016	Don Jones	9	2	11
2017	Kurtis Drummond	8	3	11
2018	A.J. Moore Jr.	7	4	11
2019	A.J. Moore Jr.	7	5	12

REGULAR SEASON INDIVIDUAL RECORDS

TOTAL OFFENSE

YARDS FROM SCRIMMAGE (RUSHING, RECEIVING)

Career

13,651	Andre Johnson, 2003-14
8,740	Arian Foster, 2009-15
8,613	DeAndre Hopkins, 2013-19
4,617	Owen Daniels, 2006-13
4,471	Domanick Williams#, 2003-05

Season

2,220	Arian Foster, 2010
1,841	Arian Foster, 2011
1,776	Domanick Williams#, 2004
1,649	Steve Slaton, 2008
1,641	Arian Foster, 2012

Season, Rookie

1,659	Steve Slaton, 2008
1,382	Domanick Williams#, 2003
966	Andre Johnson, 2003

- Domanick Williams known as Domanick Davis prior to 2006.

COMBINED NET YARDS GAINED (RUSHING, RECEIVING, RETURNS)

Most Seasons Leading Team

4	Arian Foster, 2010-12, 2014 DeAndre Hopkins, 2015, 2017-19
2	Andre Johnson, 2006, 2009

Most Consecutive Seasons Leading Team

3	Arian Foster, 2010-12 DeAndre Hopkins, 2017-19
---	---

Career

13,651	Andre Johnson, 2003-14
8,740	Arian Foster, 2009-15
8,613	DeAndre Hopkins, 2013-19
5,004	Jacoby Jones, 2007-11
4,617	Owen Daniels, 2006-13

Season

2,220	Arian Foster, 2010
1,841	Arian Foster, 2011
1,776	Domanick Williams#, 2004
1,675	Jerome Mathis, 2005

- Domanick Williams known as Domanick Davis prior to 2006.

COMBINED ATTEMPTS (RUSHING, RECEIVING, RETURNS)

Career

1,703	Arian Foster, 2009-15
1,035	Andre Johnson, 2003-14
931	Domanick Williams#, 2003-05
808	Lamar Miller, 2016-2019
742	Alfred Blue, 2014-18
632	DeAndre Hopkins, 2013-19
562	Steve Slaton, 2008-11

- Domanick Williams known as Domanick Davis prior to 2006.

Season

393	Arian Foster, 2010
391	Arian Foster, 2012
370	Domanick Williams#, 2004
331	Arian Foster, 2011

- Domanick Williams known as Domanick Davis prior to 2006.

Game

39	Arian Foster vs. Tennessee, 11/28/10
38	Domanick Williams# at Indianapolis, 11/14/04
36	Alfred Blue at Cleveland, 11/16/14 Domanick Williams# at Detroit, 9/19/04 Domanick Williams# vs. N.Y. Jets, 10/19/03

- Domanick Williams known as Domanick Davis prior to 2006.

Game, Opponent

45	Rudi Johnson at Cincinnati, 11/9/03
37	Larry Johnson vs. Kansas City, 11/20/05 Christian McCaffrey vs. Carolina, 09/29/19 DeMarco Murray at Dallas, 10/05/14

RUSHING

RUSHING ATTEMPTS

Most Seasons Leading Team

4	Arian Foster, 2010-12, 14
3	Lamar Miller, 2016-18 Domanick Williams#, 2003-05
2	Steve Slaton, 2008-09 Ron Dayne, 2006-07

- Domanick Williams known as Domanick Davis prior to 2006.

Most Consecutive Seasons Leading Team

3	Arian Foster, 2010-12 Lamar Miller, 2016-18 Domanick Williams#, 2003-05
2	Steve Slaton, 2008-09 Ron Dayne, 2006-07

- Domanick Williams known as Domanick Davis prior to 2006.

Career

1,454	Arian Foster, 2009-15
770	Domanick Williams#, 2003-05
716	Lamar Miller, 2016-19
673	Alfred Blue, 2014-18

- Domanick Williams known as Domanick Davis prior to 2006.

Season

351	Arian Foster, 2012
327	Arian Foster, 2010
302	Domanick Williams#, 2004
278	Arian Foster, 2011

- Domanick Williams known as Domanick Davis prior to 2006.

Season, Rookie

268	Steve Slaton, 2008
-----	--------------------

REGULAR SEASON INDIVIDUAL RECORDS

238	Domanick Williams#, 2003
197	Jonathan Wells, 2002

- Domanick Williams known as Domanick Davis prior to 2006.

Game

36	Alfred Blue at Cleveland, 11/16/14
33	Arian Foster vs. Jacksonville, 10/30/11
	Arian Foster vs. Indianapolis, 9/12/10

Game, Rookie

36	Alfred Blue at Cleveland, 11/16/14
27	Domanick Williams# vs. N.Y. Jets, 10/19/03
26	Domanick Williams# at Buffalo, 11/16/03
	Steve Slaton at Green Bay, 12/7/08

- Domanick Williams known as Domanick Davis prior to 2006.

Game, Opponent

43	Rudi Johnson, at Cincinnati, 11/9/03
36	Larry Johnson, vs. Kansas City, 11/20/05
34	Thomas Jones, at Tampa Bay, 12/14/03
	Rashad Jennings at N.Y. Giants, 9/21/14

RUSHING YARDS GAINED

Most Seasons Leading Team

4	Arian Foster, 2010-12, 14
3	Lamar Miller, 2016-18
	Domanick Williams#, 2003-05
2	Steve Slaton, 2008-09
	Ron Dayne, 2006-07

- Domanick Williams known as Domanick Davis prior to 2006.

Most Consecutive Seasons Leading Team

3	Lamar Miller, 2016-18
	Arian Foster, 2010-12
	Domanick Williams#, 2003-05
2	Steve Slaton, 2008-09
	Ron Dayne, 2006-07

- Domanick Williams known as Domanick Davis prior to 2006.

Career

6,472	Arian Foster, 2009-15
3,195	Domanick Williams#, 2003-05
2,934	Lamar Miller, 2016-19
2,407	Alfred Blue, 2014-18
1,992	Ben Tate, 2011-13

- Domanick Williams known as Domanick Davis prior to 2006.

Seasons, 1,000 or More Yards Rushing

4	Arian Foster, 2010-12, 14
2	Domanick Williams#, 2003-04
1	Steve Slaton, 2008
	Lamar Miller, 2016
	Carlos Hyde, 2019

- Domanick Williams known as Domanick Davis prior to 2006.

Consecutive Seasons, 1,000 or More Yards Rushing

3	Arian Foster, 2010-12
2	Domanick Williams#, 2003-04

- Domanick Williams known as Domanick Davis prior to 2006.

Season

1,616	Arian Foster, 2010
1,424	Arian Foster, 2012
1,282	Steve Slaton, 2008
1,246	Arian Foster, 2014
1,224	Arian Foster, 2011
1,188	Domanick Williams#, 2004
1,073	Lamar Miller, 2016
1,070	Carlos Hyde, 2019
1,031	Domanick Williams#, 2003

- Domanick Williams known as Domanick Davis prior to 2006.

Season, Rookie

1,282	Steve Slaton, 2008
1,031	Domanick Williams#, 2003
529	Jonathan Wells, 2002
528	Alfred Blue, 2014

- Domanick Williams known as Domanick Davis prior to 2006.

Game

231	Arian Foster vs. Indianapolis, 9/12/10
180	Arian Foster vs. Jacksonville, 1/2/11
165	Arian Foster vs. Indianapolis, 12/16/12
162	Lamar Miller vs. Tennessee, 11/27/18
160	Carlos Hyde at Jacksonville, 11/3/19
158	Arian Foster at Indianapolis, 12/22/11
	Domanick Williams# at Jacksonville, 12/26/04

- Domanick Williams known as Domanick Davis prior to 2006.

Game, Opponent

211	Larry Johnson vs. Kansas City, 11/20/05
	Derrick Henry vs. Tennessee, 12/29/19
197	Chris Johnson at Tennessee, 9/20/09
182	Rudi Johnson at Cincinnati, 11/9/03

Game, Rookie

156	Alfred Blue at Cleveland, 11/16/14
	Steve Slaton at Indianapolis, 11/16/08
130	Steve Slaton vs. Jacksonville, 12/01/08

Games, 100 or More Yards Rushing

32	Arian Foster, 2009-14
11	Domanick Williams#, 2003-05
8	Lamar Miller, 2016-18
5	Ben Tate, 2011-13
	Alfred Blue, 2014-17
	Steve Slaton, 2008

- Domanick Williams known as Domanick Davis prior to 2006.

Consecutive Games, 100 or More Yards

4	Arian Foster, 10/5/14-10/26/14
3	Arian Foster, 10/23/11-11/6/11
	Steve Slaton, 12/1/08-12/14/08

Longest Run From Scrimmage

97t	Lamar Miller vs. Tennessee, 11/27/18
81t	Justin Forsett at Detroit, 11/22/12
74t	Arian Foster at Oakland, 10/3/10
71t	Steve Slaton at Indianapolis, 11/16/08

REGULAR SEASON INDIVIDUAL RECORDS

60	Ben Tate vs. Tennessee, 9/15/13
58	Carlos Hyde at Jacksonville, 11/3/19
	Lamar Miller vs. Miami, 10/25/18
56	Arian Foster vs. Jacksonville, 1/2/11
	Ben Tate at Tennessee, 1/1/12
Longest Run From Scrimmage, Opponent	
91t	Chris Johnson at Tennessee, 9/20/09
85t	Lamar Miller at Miami, 10/25/15
80t	Rashad Jennings vs. Oakland, 11/17/13
76	Fred Taylor at Jacksonville, 10/14/07

RUSHING AVERAGE GAIN

Career (750 attempts)

4.45	Arian Foster, 2009-15
4.15	Domanick Williams#, 2003-05
# - Domanick Williams known as Domanick Davis prior to 2006.	

Season (100 attempts)

5.38	Ben Tate, 2011 (175-942)
4.94	Arian Foster, 2010 (327-1,616)
4.79	Arian Foster, 2014 (260-1,246)
4.78	Steve Slaton, 2008 (268-1,282)
4.63	Lamar Miller, 2018 (210-973)
4.48	Arian Foster, 2013 (121-542)
4.40	Arian Foster, 2011 (278-1,224)

Game (10 attempts)

13.5	Lamar Miller vs. Tennessee, 11/27/18 (12-162)
11.1	Steve Slaton at Indianapolis, 11/16/08 (14-156)
9.6	Ben Tate vs. Cleveland, 11/6/11 (12-115)
8.6	Darius Walker vs. Jacksonville, 12/30/07 (10-86)
8.4	Carlos Hyde at Jacksonville, 11/3/19 (19-160)
8.3	Carlos Hyde at New Orleans, 9/9/19 (10-83)
8.1	Domanick Williams# vs. Tennessee, 11/28/04 (16-129)
7.8	Arian Foster at Oakland, 10/3/10 (17-133)
# - Domanick Williams known as Domanick Davis prior to 2006.	

RUSHING TOUCHDOWNS

Seasons Leading Team

4	Arian Foster, 2010-12, 14
3	Lamar Miller, 2016-18
2	Deshaun Watson, 2018-19
	Jonathan Wells, 2002, 05
	Domanick Williams#, 2003-04
	Ron Dayne, 2006-07

- Domanick Williams known as Domanick Davis prior to 2006.

Consecutive Seasons Leading Team

3	Lamar Miller, 2016-18
	Arian Foster, 2010-12
2	Deshaun Watson, 2018-19
	Domanick Williams#, 2003-04
	Ron Dayne, 2006-07

- Domanick Williams known as Domanick Davis prior to 2006.

Career

54	Arian Foster, 2009-15
23	Domanick Williams#, 2003-05
14	Deshaun Watson, 2017-19
13	Lamar Miller, 2016-19
12	Steve Slaton, 2008-11

- Domanick Williams known as Domanick Davis prior to 2006.

Season

16	Arian Foster, 2010
15	Arian Foster, 2012
13	Domanick Williams#, 2004
10	Arian Foster, 2011
9	Steve Slaton, 2008

- Domanick Williams known as Domanick Davis prior to 2006.

Game

3	Ben Tate vs. New England, 12/1/13
3	Arian Foster vs. Indianapolis, 9/12/10
3	Ryan Moats at Buffalo, 11/1/09

Game, Rookie

2	8x - last: D'Onta Foreman vs. Arizona, 11/19/2017
---	---

Game, Opponent

4	Shaun Alexander at Seattle, 10/16/05
3	Derrick Henry vs. Tennessee, 12/29/19
	Devonta Freeman at Atlanta, 10/4/15
	Maurice Jones-Drew vs. Jacksonville, 9/27/09
	Willie Parker vs. Pittsburgh, 9/7/08
	LaBrandon Toefield vs. Jacksonville, 12/24/05

Consecutive Games With A Rushing Touchdown

6	Arian Foster, 10/23/11 – 12/4/11
	Domanick Williams#, 11/28/04 – 1/2/05
5	Arian Foster, 9/30/12 – 11/4/12
	Arian Foster, 10/17/10 – 11/21/10
4	Deshaun Watson, 12/23/18 – 9/15/19
	Arian Foster, 12/18/11 – 9/16/12

- Domanick Williams known as Domanick Davis prior to 2006.

PASSING

PASSING

Seasons Leading Team

7	Matt Schaub, 2007-13
5	David Carr, 2002-06

Consecutive Seasons Leading Team

7	Matt Schaub, 2007-13
5	David Carr, 2002-06

PASSER RATING

Career (1,500 attempts)

90.9	Matt Schaub, 2007-13
75.5	David Carr, 2002-06

Season (204 attempts)

REGULAR SEASON INDIVIDUAL RECORDS

103.1	Deshaun Watson, 2018
103.0	Deshaun Watson, 2017
98.6	Matt Schaub, 2009
98.0	Deshaun Watson, 2019
96.8	Matt Schaub, 2011
95.3	Ryan Fitzpatrick, 2014
92.7	Matt Schaub, 2008
Season, Rookie (204 attempts)	
103.0	Deshaun Watson, 2017
62.8	David Carr, 2002
Game (20 attempts)	
158.3	Deshaun Watson vs. Atlanta, 10/6/19
156.0	Deshaun Watson vs Miami, 10/25/18
147.7	Matt Schaub at Tennessee, 10/23/11
147.5	Ryan Fitzpatrick vs. Tennessee, 11/30/14
144.0	Matt Schaub vs. Cincinnati, 10/26/08
140.7	Deshaun Watson vs. New England, 12/01/19
140.2	David Carr at Indianapolis, 9/17/06
135.8	Deshaun Watson at Los Angeles Chargers, 9/22/19
134.2	Deshaun Watson vs. New York Jets, 12/15/18
130.9	Deshaun Watson vs. Tennessee, 11/27/18
129.7	Matt Schaub vs. Jacksonville, 1/2/11
Game, Opponent (20 attempts)	
147.7	Marcus Mariota vs. Tennessee, 11/27/18
146.8	Steve McNair at Tennessee, 10/12/03
146.8	Jon Kitna vs. Cincinnati, 11/3/02
146.2	Tom Brady at New England, 9/24/17
143.8	Blake Bortles at Jacksonville, 12/17/17
139.8	Ben Roethlisberger vs. Pittsburgh, 9/18/05
139.2	Lamar Jackson at Baltimore, 11/17/19

PASSING ATTEMPTS

Seasons Leading Team	
7	Matt Schaub, 2007-13
5	David Carr, 2002-06
Consecutive Seasons Leading Team	
7	Matt Schaub, 2007-13
5	David Carr, 2002-06
Career	
3,020	Matt Schaub, 2007-13
2,070	David Carr, 2002-06
1,204	Deshaun Watson, 2017-19
510	Brock Osweiler, 2016
Season	
583	Matt Schaub, 2009
574	Matt Schaub, 2010
544	Matt Schaub, 2012
510	Brock Osweiler, 2016
505	Deshaun Watson, 2018
495	Deshaun Watson, 2019
466	David Carr, 2004

Season, Rookie	
444	David Carr, 2002
204	Deshaun Watson, 2017
134	T.J. Yates, 2011
40	Dave Ragone, 2003
Game	
62	Matt Schaub vs. Baltimore, 12/13/10
58	Ryan Mallett at Carolina, 9/20/15
55	Matt Schaub vs. Jacksonville, 11/18/12
54	Matt Schaub at Tennessee, 12/19/10
	David Carr at N.Y. Jets, 11/26/06
52	Matt Schaub at Washington, 9/19/10
51	Matt Schaub vs. Oakland, 10/9/11
50	Matt Schaub at Arizona, 10/11/09
	Deshaun Watson vs. Denver, 12/8/19
Game, Opponent	
62	Andrew Luck at Indianapolis, 9/30/18
61	Matthew Stafford at Detroit, 11/22/12
57	Peyton Manning vs. Indianapolis, 9/12/10
	Tommy Maddox at Pittsburgh, 12/8/02
55	Chad Henne at Miami, 12/27/09
53	Blake Bortles at Jacksonville, 10/18/15
52	Peyton Manning at Denver, 9/23/12
51	Peyton Manning vs. Denver, 12/22/13
	Zach Mettenberger at Tennessee, 12/27/15

PASS COMPLETIONS

Seasons Leading Team	
7	Matt Schaub, 2007-13
5	David Carr, 2002-06
Consecutive Seasons Leading Team	
7	Matt Schaub, 2007-13
5	David Carr, 2002-06
Career	
1,951	Matt Schaub, 2007-13
1,243	David Carr, 2002-06
804	Deshaun Watson, 2017-19
301	Brock Osweiler, 2016
297	Sage Rosenfels, 2006-08
Season	
396	Matt Schaub, 2009
365	Matt Schaub, 2010
350	Matt Schaub, 2012
Season, Rookie	
233	David Carr, 2002
126	Deshaun Watson, 2017
82	T.J. Yates, 2011
20	Dave Ragone, 2003
Game	
43	Matt Schaub vs. Jacksonville, 11/18/12
39	David Carr at N.Y. Jets, 11/26/06
38	Matt Schaub at Washington, 9/19/10

REGULAR SEASON INDIVIDUAL RECORDS

35	Matt Schaub at Tennessee, 12/19/10
	Matt Schaub at Arizona, 10/11/09

Game, Opponent

40	Andrew Luck at Indianapolis, 9/30/18
	Peyton Manning vs. Indianapolis, 9/12/10
36	Daunte Culpepper vs. Minnesota, 10/10/04
35	Nick Foles at Philadelphia, 12/23/18
	Chad Henne at Miami, 12/27/09
34	Peyton Manning at Indianapolis, 11/8/09

Consecutive Completions

*22	David Carr vs. Buffalo, 11/19/06
17	Matt Schaub vs. Jacksonville, 11/18/12
16	Matt Schaub vs. Indianapolis (14), 9/23/07; at Atlanta (2), 9/30/07
13	David Carr at Indianapolis (9), 9/17/06; vs. Washington (4), 9/24/06
	Ryan Fitzpatrick vs. Washington (5), 9/7/14; at Oakland (8), 9/14/14

*Tied NFL record at the time

Consecutive Completions, Opponent

*22	Mark Brunell vs. Washington, 9/24/06
19	Marcus Mariota vs. Tennessee, 11/26/18

*Tied NFL record at the time

PASSING COMPLETION PERCENTAGE

Seasons Leading Team

6	Matt Schaub, 2007, 2009-13
5	David Carr, 2002-06

Consecutive Seasons Leading Team

5	Matt Schaub, 2009-13
5	David Carr, 2002-06

Career (1,500 attempts)

64.6	Matt Schaub, 2007-13
60.1	David Carr, 2002-06

Season (224 attempts)

68.3	Deshaun Watson, 2018
	David Carr, 2006
67.9	Matt Schaub, 2009
67.3	Deshaun Watson, 2019
66.4	Matt Schaub, 2007
66.1	Matt Schaub, 2008
64.3	Matt Schaub, 2012

Game (20 attempts)

85.7	Matt Schaub vs. Cincinnati, 10/26/08
84.9	Deshaun Watson vs. Atlanta, 10/7/19
84.6	David Carr at Indianapolis, 9/17/06
83.9	Matt Schaub vs. Detroit, 10/19/08
83.3	David Carr vs. Buffalo, 11/19/06
81.8	Matt Schaub vs. Indianapolis, 9/23/07
	Matt Schaub vs. Jacksonville, 1/2/11

PASSING YARDS GAINED

Seasons Leading Team

7	Matt Schaub, 2007-13
5	David Carr, 2002-06

Consecutive Seasons Leading Team

7	Matt Schaub, 2007-13
5	David Carr, 2002-06

Career

23,221	Matt Schaub, 2007-13
13,391	David Carr, 2002-06
9,716	Deshaun Watson, 2017-19
3,380	Sage Rosenfels, 2006-08

Seasons, 4,000 or More Yards Passing

3	Matt Schaub, 2009-10, 12
1	Deshaun Watson, 2018

Seasons, 3,000 or More Yards Passing

4	Matt Schaub, 2008-10, 2012
2	Deshaun Watson, 2018-19
1	David Carr, 2004

Season

4,770	Matt Schaub, 2009
4,370	Matt Schaub, 2010
4,165	Deshaun Watson, 2018
4,008	Matt Schaub, 2012
3,852	Deshaun Watson, 2019
3,531	David Carr, 2004

Season, Rookie

2,592	David Carr, 2002
1,699	Deshaun Watson, 2017
949	T.J. Yates, 2011
135	Dave Ragone, 2003

Game

527	Matt Schaub vs. Jacksonville, 11/18/12 (OT)
497	Matt Schaub at Washington, 9/19/10 (OT)
426	Deshaun Watson vs. Atlanta, 10/6/19
416	Matt Schaub vs. Oakland, 10/9/11
414	Matt Schaub at Green Bay, 12/7/08
402	Deshaun Watson at Seattle, 10/29/17

Game, Opponent

471	Nick Foles at Philadelphia, 12/24/18
464	Andrew Luck at Indianapolis, 9/30/18
452	Russell Wilson at Seattle, 10/29/17
441	Matthew Stafford at Detroit, 11/22/12 (OT)
433	Peyton Manning vs. Indianapolis, 9/12/10
426	Donovan McNabb at Washington, 9/19/10

Games, 300 or More Yards Passing, Season

9	Matt Schaub, 2009
7	Matt Schaub, 2010
5	Deshaun Watson, 2018
4	Matt Schaub, 2008

Games, 300 or More Yards Passing, Career

27	Matt Schaub, 2007-13
10	Deshaun Watson, 2017-19

REGULAR SEASON INDIVIDUAL RECORDS

4	David Carr, 2003-06
1	Tom Savage, 2017
	Brian Hoyer, 2015
	Case Keenum, 2013
	T. J. Yates, 2011
	Ryan Fitzpatrick, 2014

Longest Pass Completion

81	David Carr to Corey Bradford vs. Buffalo, 10/13/02
80t	Matt Schaub to Jacoby Jones at Tampa Bay, 11/13/11
78t	Matt Schaub to Arian Foster at Tampa Bay, 11/13/11
78t	Matt Schaub to Arian Foster at Tennessee, 10/23/11
78t	David Carr to Corey Bradford at Miami, 9/7/03
77t	Matt Schaub to Andre Johnson vs. Kansas City, 9/9/07

PASSING YARDS PER COMPLETION

Seasons Leading Team (224 attempts/season)

7	Matt Schaub, 2007-13
5	David Carr, 2002-06

Consecutive Seasons Leading Team

7	Matt Schaub, 2007-13
5	David Carr, 2002-06

Career (1,500 attempts)

11.90	Matt Schaub, 2007-13
10.77	David Carr, 2002-06

Season (204 attempts)

13.93	Matt Schaub, 2011
13.48	Deshaun Watson, 2017
12.91	Deshaun Watson, 2018

12.85	Case Keenum, 2013
12.60	Ryan Fitzpatrick, 2014
12.39	David Carr, 2004
12.12	Matt Schaub, 2008

Season, Rookie (204 attempts)

13.48	Deshaun Watson, 2017
11.12	David Carr, 2002

Game (20 attempts)

21.16	Deshaun Watson at Seattle, 10/29/17
20.36	Matt Schaub vs. Oakland, 10/04/09
18.17	David Carr vs. Buffalo, 10/13/02
18.13	Case Keenum vs. New England, 12/01/13
18.07	Case Keenum at Kansas City, 10/20/13

PASSING YARDS PER ATTEMPT

Seasons Leading Team (224 attempts/season)

6	Matt Schaub, 2007-12
5	David Carr, 2002-06

Consecutive Seasons Leading Team

6	Matt Schaub, 2007-12
5	David Carr, 2002-06

Career (1,500 attempts)

7.69	Matt Schaub, 2007-13
6.47	David Carr, 2002-06

Season (204 attempts)

8.49	Matt Schaub, 2011
8.33	Deshaun Watson, 2017
8.25	Deshaun Watson, 2018
8.18	Matt Schaub, 2009
8.01	Matt Schaub, 2010
7.96	Ryan Fitzpatrick, 2014
7.78	Deshaun Watson, 2019

Season, Rookie (204 attempts)

8.33	Deshaun Watson, 2017
5.84	David Carr, 2002

Game (20 attempts)

13.40	Deshaun Watson at Seattle, 10/29/17
12.91	Deshaun Watson vs. Atlanta, 10/6/19
12.87	Matt Schaub at Tennessee, 10/23/11
11.95	Deshaun Watson vs. Miami, 10/25/18
11.50	Matt Schaub vs. Jacksonville, 01/02/11
10.85	Ryan Fitzpatrick vs. Tennessee, 11/30/14
Average Gain, Game, Opponent (20 attempts)	
15.59	Steve McNair at Tennessee, 10/12/03
13.17	Marcus Mariota vs. Tennessee, 11/26/18
12.83	Philip Rivers vs. San Diego, 11/7/10
12.10	Ben Roethlisberger vs. Pittsburgh, 9/18/05
11.85	Peyton Manning at Indianapolis, 11/14/04

PASSING TOUCHDOWNS

Seasons Leading Team

6	Matt Schaub, 2008-13
5	David Carr, 2002-06

Consecutive Seasons Leading Team

6	Matt Schaub, 2008-13
5	David Carr, 2002-06

Career

124	Matt Schaub, 2007-13
71	Deshaun Watson, 2017-19
59	David Carr, 2002-06
24	Sage Rosenfels, 2006-08
19	Brian Hoyer, 2015

Season

29	Matt Schaub, 2009
26	Deshaun Watson, 2019
	Deshaun Watson, 2018
24	Matt Schaub, 2010
22	Matt Schaub, 2012
19	Deshaun Watson, 2017
	Brian Hoyer, 2015

Rookie, Season

19	Deshaun Watson, 2017
9	David Carr, 2002

3	T.J. Yates, 2011
---	------------------

Game

6	Ryan Fitzpatrick vs. Tennessee, 11/30/14
---	--

REGULAR SEASON INDIVIDUAL RECORDS

5	Deshaun Watson vs. Atlanta Falcons, 10/6/19
	Deshaun Watson vs. Miami, 10/25/18
	Deshaun Watson vs. Kansas City, 10/8/17
	Matt Schaub vs. Jacksonville, 11/18/12
4	Deshaun Watson at Seattle, 10/29/17
	Deshaun Watson vs. Tennessee, 10/1/17
	Matt Schaub at Denver, 9/23/12
	Matt Schaub at Cincinnati, 10/18/09
	Matt Schaub at Tennessee, 9/20/09
	Sage Rosenfels vs. Tennessee, 10/21/07
Game, Opponent	
6	Aaron Rodgers vs. Green Bay, 10/14/12
5	Daunte Culpepper vs. Minnesota, 10/10/04
	Peyton Manning at Indianapolis, 11/14/04
	Tom Brady at New England, 9/24/17
Games, Four or More Touchdown Passes, Career	
5	Deshaun Watson, 2017-19
4	Matt Schaub, 2009-12
1	Ryan Fitzpatrick, 2014
	Sage Rosenfels, 2007
Games, Four or More Touchdown Passes, Season	
3	Deshaun Watson, 2017
2	Matt Schaub, 2012
	Matt Schaub, 2009
1	Deshaun Watson, 2019
	Deshaun Watson, 2018
	Ryan Fitzpatrick, 2014
	Sage Rosenfels, 2007
Consecutive Games, Touchdown Passes	
20	Deshaun Watson, 9/24/17 - 12/23/18
16	Matt Schaub, 11/14/10 - 10/30/11
12	Matt Schaub, 11/8/09 - 10/3/10
	Sage Rosenfels, 10/14/07 - 11/9/08
8	David Carr, 9/18/05 - 11/13/05
6	Brian Hoyer, 9/13/15 - 11/1/15
	Matt Schaub, 10/21/12 - 12/2/12
	Matt Schaub, 9/20/09 - 10/25/09
	David Carr, 9/19/04 - 10/31/04
PASSES HAD INTERCEPTED	
Career	
78	Matt Schaub, 2007-13
65	David Carr, 2002-06
29	Deshaun Watson, 2017-19
23	Sage Rosenfels, 2006-08
Season	
16	Brock Osweiler, 2016
15	Matt Schaub, 2009
	David Carr, 2002
14	Matt Schaub, 2013
	David Carr, 2004
Game	

4	Sage Rosenfels vs. Baltimore, 11/9/08
	David Carr at New England, 12/17/06
Game, Opponent	
4	David Garrard at Jacksonville, 11/12/06
	Steve McNair at Tennessee, 10/17/04
	Jameis Winston at Tampa Bay, 12/21/19
Consecutive Passes without an interception	
110	Matt Schaub, 11/14/10 - 12/2/10
105	Case Keenum, 10/20/13 - 11/17/13
104	Matt Schaub, 11/06/11 - 9/23/12
99	Matt Schaub, 12/10/12 - 12/30/12
	David Carr, 12/24/05 - 9/17/06
	David Carr, 10/17/04 - 11/14/04
Attempts, No Interceptions, Game	
44	Tom Savage vs. Indianapolis, 11/5/17
43	Case Keenum at Arizona, 11/10/13
42	David Carr vs. Minnesota, 10/10/04
41	Brock Osweiler at Denver, 10/24/16
	David Carr at Denver, 11/7/04
40	Deshaun Watson at Philadelphia, 12/23/18
	Matt Schaub at St. Louis, 12/20/09
	Matt Schaub at Jacksonville, 9/28/08
	Matt Schaub at Atlanta, 9/30/07
Attempts, No Interceptions, Game, Opponent	
62	Andrew Luck at Indianapolis, 9/30/18
61	Matthew Stafford at Detroit, 11/22/12
57	Peyton Manning vs. Indianapolis, 9/12/10
52	Peyton Manning at Denver, 9/23/12
51	Peyton Manning vs. Denver, 12/22/13

LOWEST INTERCEPTION PERCENTAGE

Seasons Leading Team	
6	Matt Schaub, 2007-12
5	David Carr, 2002-06
Career (1,500 attempts)	
2.6	Matt Schaub, 2007-13
3.1	David Carr, 2002-06
Season (224 attempts)	
1.8	Deshaun Watson, 2018
1.9	Brian Hoyer, 2015
2.1	Matt Schaub, 2011
2.1	Matt Schaub, 2010
2.2	Matt Schaub, 2012
2.4	Case Keenum, 2013
2.4	Deshaun Watson, 2019
Season, Rookie (204 attempts)	
3.38	David Carr, 2002
3.92	Deshaun Watson, 2017

TIMES SACKED

Career	
249	David Carr, 2002-06

REGULAR SEASON INDIVIDUAL RECORDS

160	Matt Schaub, 2007-13
125	Deshaun Watson, 2017-19
36	T.J. Yates, 2011-13, 2015, 2017
27	Tom Savage, 2014-17
	Brock Osweiler, 2016
Season	
*76	David Carr, 2002
68	David Carr, 2005
62	Deshaun Watson, 2018
49	David Carr, 2004
* NFL record	
Game	
9	David Carr at San Diego, 9/15/03
8	David Carr at Cleveland, 10/20/02
	David Carr vs. Pittsburgh, 9/18/05
7	Deshaun Watson vs. Buffalo, 10/14/18
	Deshaun Watson at Indianapolis, 9/30/18
	David Carr vs. Tennessee, 10/9/05
	David Carr at Cincinnati, 10/2/05
	David Carr at Philadelphia, 9/29/02
Game, Opponent	
8	Blake Bortles vs. Jacksonville, 1/3/16
7	Zach Mettenberger vs. Tennessee, 11/1/15
6	Marcus Mariota vs. Tennessee, 11/26/18
	Jake Locker at Tennessee, 12/2/12
	Blaine Gabbert at Jacksonville, 11/27/11
	Tommy Maddox at Pittsburgh, 12/8/02

RECEIVING

RECEPTIONS

Seasons Leading Team	
10	Andre Johnson, 2003-06, 08-10, 12-14
5	DeAndre Hopkins, 2015-19
Consecutive Seasons Leading Team	
5	DeAndre Hopkins, 2015-19
4	Andre Johnson, 2003-06
3	Andre Johnson, 2008-10
	Andre Johnson, 2012-14
Career	
1,012	Andre Johnson, 2003-14
632	DeAndre Hopkins, 2013-19
385	Owen Daniels, 2006-13
326	Kevin Walter, 2006-12
Seasons, 50 or More Pass Receptions	
11	Andre Johnson, 2003-10, 2012-14
7	DeAndre Hopkins, 2013-19
4	Kevin Walter, 2007-10
	Owen Daniels, 2007-08, 2011-12
2	Arian Foster, 2010-11

Season	
115	DeAndre Hopkins, 2018
	Andre Johnson, 2008
112	Andre Johnson, 2012
111	DeAndre Hopkins, 2015
109	Andre Johnson, 2013
104	DeAndre Hopkins, 2019
103	Andre Johnson, 2006
Season, Rookie	
66	Andre Johnson, 2003
52	DeAndre Hopkins, 2013
50	Steve Slaton, 2008
47	Will Fuller V, 2016
	Domanick Williams#, 2003
	# - Domanick Williams known as Domanick Davis prior to 2006.
Game	
14	Will Fuller V vs. Atlanta, 10/6/19
	Andre Johnson vs. Jacksonville, 11/18/12 (OT)
13	Andre Johnson at Jacksonville, 12/5/13
12	7x - last: DeAndre Hopkins vs. Jacksonville, 12/30/18
Game, Opponent	
14	Dallas Clark at Indianapolis, 11/8/09
13	Keenan Allen vs. Houston Texans, 9/22/19
12	5x - last: Zach Ertz at Philadelphia, 12/23/18
Consecutive Games Played, Pass Reception	
133	Andre Johnson, 11/6/05 – 12/21/14
110	DeAndre Hopkins, 9/9/13 – 12/21/19
88	Owen Daniels, 12/10/06 – 10/6/13
42	Will Fuller V, 9/11/16 – 12/21/19
37	Arian Foster, 1/3/10 – 10/21/12
35	Andre Johnson, 9/7/03 – 10/2/05
	Kevin Walter, 9/7/08 – 10/10/10

RECEIVING YARDS GAINED

Seasons Leading Team	
10	Andre Johnson, 2003-10, 12-13
6	DeAndre Hopkins, 2014-19
1	Owen Daniels, 2011
	Corey Bradford, 2002
Consecutive Seasons Leading Team	
8	Andre Johnson, 2003-10
6	DeAndre Hopkins, 2014-19
Career	
13,597	Andre Johnson, 2003-14
8,602	DeAndre Hopkins, 2013-19
4,617	Owen Daniels, 2006-13
4,083	Kevin Walter, 2006-12
2,268	Arian Foster, 2009-15
Seasons, 1,000 or More Yards	
7	Andre Johnson – 2004, 2006, 2008-10, 2012-13
5	DeAndre Hopkins – 2014-15, 2017-19

REGULAR SEASON INDIVIDUAL RECORDS

Season

1,598	Andre Johnson, 2012
1,575	Andre Johnson, 2008
1,572	DeAndre Hopkins, 2018
1,569	Andre Johnson, 2009
1,521	DeAndre Hopkins, 2015

Season, Rookie

976	Andre Johnson, 2003
802	DeAndre Hopkins, 2013
635	Will Fuller V, 2016
483	Jabar Gaffney, 2002
377	Steve Slaton, 2008

Game

273	Andre Johnson vs. Jacksonville, 11/18/12 (OT)
238	DeAndre Hopkins vs. Tennessee, 11/30/14
229	Andre Johnson vs. Indianapolis, 11/3/13
224	DeAndre Hopkins at Seattle, 10/29/17
217	Will Fuller V vs. Atlanta, 10/6/19
207	Andre Johnson vs. Tennessee, 12/14/08
196	Andre Johnson at St. Louis, 12/20/09
193	Andre Johnson vs. Seattle, 12/13/09

Game, Opponent

265	Lee Evans vs. Buffalo, 11/19/06
236	Justin Blackmon vs. Jacksonville, 11/18/12 (OT)
223	T.Y. Hilton vs. Indianapolis, 10/9/14
199	T.Y. Hilton vs. Indianapolis, 12/9/18
186	Keelan Cole at Jacksonville, 12/17/17
183	Keenan Allen at Los Angeles Chargers, 9/22/19

Games, 100 or More Yards, Career

51	Andre Johnson, 2003-14
30	DeAndre Hopkins, 2013-19
8	Will Fuller V, 2016-19
4	Owen Daniels, 2006-12
3	Arian Foster, 2009-15
	Corey Bradford, 2002-05
	Kevin Walter, 2006-12

Games, 100 or More Yards, Season

8	Andre Johnson, 2008
7	DeAndre Hopkins, 2018
6	DeAndre Hopkins, 2015
	Andre Johnson, 2009-10, 2012-13
5	DeAndre Hopkins, 2017
	DeAndre Hopkins, 2019

Consecutive Games, 100 or More Yards

4	Andre Johnson, 10/5/08 - 10/26/08
	DeAndre Hopkins, 9/27/15 - 10/18/15
3	DeAndre Hopkins, 12/15/18 - 12/31/18
	Andre Johnson, 9/9/07 - 11/18/07

Longest Reception

81	Corey Bradford from David Carr vs. Buffalo, 10/13/02
----	--

80t	Jacoby Jones from Matt Schaub at Tampa Bay, 11/13/11
78t	Arian Foster from Matt Schaub at Tampa Bay, 11/13/11
	Arian Foster from Matt Schaub at Tennessee, 10/23/11
	Corey Bradford from David Carr at Miami, 9/7/03
77t	Andre Johnson from Matt Schaub vs. Kansas City, 9/9/07

Longest Reception, Opponent

96t	Calvin Johnson vs. Detroit, 10/19/08
94t	Robert Woods at Los Angeles, 11/12/17
86t	Brandon LaFell vs. Cincinnati, 12/24/16
84t	Troy Edwards vs. Jacksonville, 10/28/03
83t	Nelson Agholor at Philadelphia, 12/23/18
	Lee Evans vs. Buffalo, 11/19/06
	Lee Evans vs. Buffalo, 11/19/06

RECEIVING AVERAGE

Average Gain, Career (200 receptions)

13.6	DeAndre Hopkins, 2013-19
13.4	Andre Johnson, 2003-14
12.5	Kevin Walter, 2006-12
12.0	Owen Daniels, 2006-13

Average Gain, Season (32 receptions)

17.7	André Davis, 2007
15.9	DeAndre Hopkins, 2014
15.7	Will Fuller V, 2018
15.5	Andre Johnson, 2009
15.5	Corey Bradford, 2002
15.4	DeAndre Hopkins, 2013

Average Gain, Game (min. 3 receptions)

30.5	Andre Johnson at Buffalo, 11/16/03 (4-122)
28.7	Andre Johnson at Detroit, 9/19/04 (3-86)
28.0	DeAndre Hopkins at Seattle, 10/29/17 (8-224)
27.3	Jabar Gaffney at Chicago, 12/19/04 (4-109)
26.5	Joel Dreessen at N.Y. Jets, 11/21/10 (4-106)
26.4	DeAndre Hopkins vs. Tennessee, 11/30/14 (9-238)

RECEIVING TOUCHDOWNS

Seasons Leading Team

8	Andre Johnson, 2003-04, 2006-10, 2013
6	DeAndre Hopkins, 2014-19
3	Corey Bradford, 2002-03, 2005

Consecutive Seasons Leading Team

6	DeAndre Hopkins, 2015-19
5	Andre Johnson, 2006-10

Career

64	Andre Johnson, 2003-14
54	DeAndre Hopkins, 2013-19
29	Owen Daniels, 2006-13
24	Kevin Walter, 2006-12

REGULAR SEASON INDIVIDUAL RECORDS

18	Corey Bradford, 2002-05
Season	
13	DeAndre Hopkins, 2017
11	DeAndre Hopkins, 2018
	DeAndre Hopkins, 2015
9	Andre Johnson, 2009
8	Andre Johnson, 2010
	Andre Johnson, 2008
	Kevin Walter, 2008
	Andre Johnson, 2007
Season, Rookie	
5	Owen Daniels, 2006
4	Jordan Thomas, 2018
	Andre Johnson, 2003
Game	
3	Will Fuller V vs. Atlanta, 10/7/19
	DeAndre Hopkins vs. Kansas City, 10/8/17
	Andre Johnson vs. Indianapolis, 11/3/13
Game, Rookie	
2	Jordan Thomas vs. Miami, 10/25/18
	Jaelen Strong vs. Indianapolis, 10/8/15
	Owen Daniels at Tennessee, 10/29/06
	Andre Johnson vs. Kansas City, 9/21/03
Game, Opponent	
3	T.Y. Hilton vs. Indianapolis, 11/3/13
	Jordy Nelson vs. Green Bay, 10/14/12
	Vernon Davis vs. San Francisco, 10/25/09
	Steve Smith at Carolina, 9/16/07
	Terrell Owens at Dallas, 10/15/06
	Derrick Mason at Tennessee, 10/12/03
Consecutive Games, Touchdowns	
5	DeAndre Hopkins, 10/14/18 - 11/18/18
	DeAndre Hopkins, 10/1/17 - 11/5/17
4	Will Fuller V, 10/1/17 - 10/29/17
	Arian Foster, 10/20/14 - 11/30/14
	Andre Johnson, 12/13/10 - 9/18/11
	Andre Johnson, 12/2/07 - 12/23/07

PUNTING

PUNTING

Seasons Leading Team	
5	Shane Lechler, 2013-17
	Chad Stanley, 2002-06
4	Matt Turk, 2007-10
Consecutive Seasons Leading Team	
5	Shane Lechler, 2013-17
	Chad Stanley, 2002-06
4	Matt Turk, 2007-10

PUNTS

Career	
437	Chad Stanley, 2002-06
430	Shane Lechler, 2013-17
254	Matt Turk, 2007-11
88	Donnie Jones, 2012
Season	
114	Chad Stanley, 2002
97	Chad Stanley, 2003
95	Shane Lechler, 2015
92	Shane Lechler, 2017
88	Shane Lechler, 2013
	Donnie Jones, 2012
Game	
11	Shane Lechler at Jacksonville, 12/17/17
	Chad Stanley at Indianapolis, 12/1/02
10	Donnie Jones at Tennessee, 12/2/12
	Brett Hartmann at Jacksonville, 11/27/11
	Chad Stanley at Jacksonville, 12/7/03
	Chad Stanley at Pittsburgh, 12/8/02
	Chad Stanley at San Diego, 9/15/02
	Chad Stanley vs. Dallas, 9/8/02
Game, Opponent	
11	Marquette King vs. Oakland, 11/17/13
10	Darren Bennett at San Diego, 9/15/02
9	8 times, last Logan Cooke vs. Jacksonville, 12/30/18
Longest Punt	
71	Shane Lechler vs. Indianapolis, 10/9/14
	Bryan Anger vs. Carolina, 9/29/19
69	Brett Hartmann at Miami, 9/18/11
66	Donnie Jones at Denver, 9/23/12
	Brett Hartmann vs. Atlanta, 12/4/11
65	Shane Lechler at Oakland, 9/14/14
	Shane Lechler at Arizona, 11/10/13
	Donnie Jones vs. Minnesota, 12/23/12
Longest Punt, Opponent	
75	Mat McBriar at Dallas, 10/15/06
74	Sam Koch vs. Baltimore, 11/9/08
70	Brett Kern at Tennessee, 12/2/12
	Brandon Fields vs. Miami, 9/18/11

PUNT AVERAGE

Career (250 punts)	
47.6	Shane Lechler, 2013-17
42.3	Matt Turk, 2007-11
41.0	Chad Stanley, 2002-06
Season (40 punts)	
49.0	Shane Lechler, 2017
47.6	Shane Lechler, 2013
47.5	Shane Lechler, 2016
47.3	Shane Lechler, 2015
47.2	Donnie Jones, 2012
46.5	Bryan Anger, 2019

REGULAR SEASON INDIVIDUAL RECORDS

Game (4 punts)

58.9	Shane Lechler at Arizona, 11/10/13 (7 punts)
58.5	Shane Lechler at New England, 9/24/17 (4 punts)
54.5	Shane Lechler vs. Indianapolis, 10/9/14 (4 punts)
54.2	Donnie Jones at Denver, 9/23/12 (5 punts)
53.0	Shane Lechler at Seattle, 10/29/17 (5 punts)

Game, Opponent (4 punts)

56.8	Shane Lechler at Oakland, 12/3/06 (4 punts)
	Mat McBriar at Dallas, 10/15/06 (4 punts)
53.9	Brett Nortman at Carolina, 9/20/15 (7 punts)
53.4	Shane Lechler vs. Oakland, 10/4/09 (8 punts)
52.8	Mike Scifres at San Diego, 10/28/07 (5 punts)
52.5	Brad Nortman vs. Jacksonville, 12/18/16 (6 punts)

PUNTS HAD BLOCKED

Consecutive Punts, None Blocked

327	Chad Stanley, 2002-06
324	Shane Lechler, 2014-17 (current)
254	Matt Turk, 2007-11
99	Shane Lechler, 2013-14

Punts Had Blocked, Career

2	Chad Stanley, 2002-06
1	Shane Lechler, 2013-15

Punts Had Blocked, Season

2	Chad Stanley, 2002
1	Shane Lechler, 2014

PUNTS INSIDE THE 20

Career

147	Shane Lechler, 2013-17
135	Chad Stanley, 2002-06
88	Matt Turk, 2007-11

Season

36	Trevor Daniel, 2018
36	Chad Stanley, 2002
36	Chad Stanley, 2003
34	Shane Lechler, 2013
32	Shane Lechler, 2017

Game

6	Chad Stanley vs. Dallas, 9/8/02
5	Shane Lechler vs. Indianapolis, 11/5/17
	Shane Lechler vs. Tennessee, 9/15/13
	Donnie Jones at Tennessee, 12/2/12
	Chad Stanley at San Francisco, 1/1/06

Game, Opponent

6	Brett Kern at Tennessee, 12/29/13
	Andy Lee vs. Arizona, 11/19/17
5	Sam Koch vs. Baltimore, 12/13/10
	Mike Scifres at San Diego, 10/28/07
	Craig Hentrich vs. Tennessee, 12/10/06

PUNT RETURNS

PUNT RETURNS

Seasons Leading Team

5	Jacoby Jones, 2007-11
3	Keshawn Martin, 2012-14
2	Tyler Ervin, 2016, 2018
	J.J. Moses, 2003-04

Career

179	Jacoby Jones, 2007-11
86	Keshawn Martin, 2012-15
72	J.J. Moses, 2003-04

Season

49	Jacoby Jones, 2011
39	Jacoby Jones, 2009
	Keshawn Martin, 2013
36	Keith Mumphery, 2015
	J.J. Moses, 2003-04
	Jermaine Lewis, 2002

Season, Rookie

36	Keith Mumphery, 2015
30	Jacoby Jones, 2007
27	Tyler Ervin, 2016
22	Keshawn Martin, 2012
12	Jerome Mathis, 2005

Game

7	Keshawn Martin vs. Oakland, 11/17/13
	Jacoby Jones at Jacksonville, 11/27/11
	Jacoby Jones vs. Oakland, 10/4/09
6	DeAndre Carter vs. Jacksonville, 12/30/18
	Trindon Holliday at Jacksonville, 9/16/12
	Keith Mumphery at Carolina, 9/20/15

Game, Opponent

6	Jabrill Peppers vs. Cleveland, 10/15/17
	Alex Erickson vs. Cincinnati, 12/24/16
	Patrick Peterson at Arizona, 11/10/13
	Marcus Sherels vs. Minnesota, 12/23/12
	Darius Reynaud at Tennessee, 12/2/12
	David Allen at Jacksonville, 12/7/03
	Antwaan Randle El at Pittsburgh, 12/8/02
	Troy Walters at Indianapolis, 12/1/02

FAIR CATCHES

Career

60	Jacoby Jones, 2007-11
55	Keshawn Martin, 2012-14
34	Tyler Ervin, 2016-18
26	DeAndre Carter, 2018-19
20	J.J. Moses, 2003-04

Season

24	Keshawn Martin, 2014
----	----------------------

REGULAR SEASON INDIVIDUAL RECORDS

21	Keshawn Martin, 2013
18	DeAndre Carter, 2019
17	Jacoby Jones, 2008
	Jermaine Lewis, 2002
15	Jacoby Jones, 2010
Game	
4	Keshawn Martin vs. Indianapolis, 10/9/14
	Keshawn Martin at Tennessee, 12/29/13
	Dexter Wynn vs. Buffalo, 11/19/06
	Jermaine Lewis vs. Dallas, 9/8/02
Game, Opponent	
5	Dante Hall vs. Kansas City, 9/21/03
4	7 times, last by Ace Sanders vs. Jacksonville, 11/24/2013

PUNT RETURN YARDS GAINED

Seasons Leading Team	
5	Jacoby Jones, 2007-11
3	Keshawn Martin, 2012-14
2	Tyler Ervin, 2016, 2018
	J.J. Moses, 2003-04
Career	
1,820	Jacoby Jones, 2007-11
766	Keshawn Martin, 2012-15
553	J.J. Moses, 2003-04
496	Tyler Ervin, 2016-18
Season	
518	Jacoby Jones, 2011
427	Jacoby Jones, 2009
386	Jacoby Jones, 2008
Season, Rookie	
286	Jacoby Jones, 2007
280	Keith Mumphery, 2015
267	Keshawn Martin, 2012
261	Tyler Ervin, 2016
Game	
125	Keshawn Martin vs. Oakland, 11/17/13
100	Jacoby Jones at Arizona, 10/11/09
92	Avion Black vs. Baltimore, 12/15/02
91	Jacoby Jones at Jacksonville, 11/27/11
	Jacoby Jones vs. Indianapolis, 9/11/11
Game, Opponent	
100	Marcus Sherels at Minnesota, 10/9/16
93	Tandon Doss at Baltimore, 9/22/13
82	Eli Rogers vs. Pittsburgh, 12/25/17
81	DeAnthony Thomas vs. Kansas City, 9/13/15
80	Johnnie Lee Higgins at Oakland, 12/21/08
	Adam Jones at Tennessee, 12/11/05
Longest Punt Return	
87	Keshawn Martin vs. Oakland, 11/17/13
79t	Jacoby Jones vs. Indianapolis, 9/11/11
76	Avion Black vs. Baltimore, 12/15/02

74	Jacoby Jones vs. Indianapolis, 9/23/07
73t	Jacoby Jones vs. Cincinnati, 10/26/08

PUNT RETURN AVERAGE

Career (75 returns)	
10.2	Jacoby Jones, 2007-11
8.9	Keshawn Martin, 2012-14
Season (20 returns)	
12.14	Keshawn Martin, 2012
12.06	Jacoby Jones, 2008
10.92	Jacoby Jones, 2009
10.57	Jacoby Jones, 2011
9.73	DeAndre Carter, 2019
Season, rookie (20 returns)	
12.1	Keshawn Martin, 2012
9.7	Tyler Ervin, 2016
Game (3 returns)	
30.7	Avion Black vs. Baltimore, 12/15/02
30.3	Jacoby Jones vs. Indianapolis, 9/11/11
21.8	Jacoby Jones vs. Miami, 10/12/08
20.0	Jacoby Jones at Arizona, 10/11/09
Game, Opponent (3 returns)	
26.7	Adam Jones at Tennessee, 12/11/05
25.0	Marcus Sherels vs. Minnesota, 10/9/16
22.3	Griff Whalen at Indianapolis, 12/16/13

PUNT RETURN TOUCHDOWNS

Career	
3	Jacoby Jones, 2007-11
1	Keshawn Martin, 2012-15
	Avion Black, 2002
	Will Fuller V, 2016-2019
Season	
2	Jacoby Jones, 2008
1	Keshawn Martin, 2013
	Jacoby Jones, 2011
	Avion Black, 2002
	Will Fuller V, 2016
Game	
1	Will Fuller V vs. Tennessee, 10/2/16 (67 yards)
	Keshawn Martin vs. Oakland, 11/17/13 (87)
	Jacoby Jones vs. Indianapolis, 9/11/11 (79)
	Jacoby Jones vs. Cincinnati, 10/26/08 (73)
	Jacoby Jones vs. Miami, 10/12/08 (70)
	Avion Black vs. Baltimore, 12/15/02 (76)
Game, Opponent	
1	Tyreek Hill vs. Kansas City, 10/8/17 (82 yards)
	Marcus Sherels at Minnesota, 10/9/16 (79)
	Tandon Doss at Baltimore, 9/22/13 (82)
	Marcus Thigpen vs. Miami, 9/9/12 (72)
	Johnnie Lee Higgins at Oakland, 12/21/08 (80)
	Adam Jones at Tennessee, 10/29/06 (53)

REGULAR SEASON INDIVIDUAL RECORDS

Adam Jones at Tennessee, 12/11/05 (52)
Dante Hall vs. Kansas City, 9/21/03 (73)

KICKOFF RETURNS

KICKOFF RETURNS

Seasons Leading Team

3	André Davis, 2007-09
2	Tyler Ervin, 2016, 2018
	Keshawn Martin, 2012-13
	Danieal Manning, 2011, 2014
	J.J. Moses, 2003-04

Career

117	J.J. Moses, 2003-04
108	André Davis, 2007-09
72	Jerome Mathis, 2005-07
68	Keshawn Martin, 2012-15

Season

59	J.J. Moses, 2004
58	J.J. Moses, 2003
54	Jerome Mathis, 2005

Season, Rookie

54	Jerome Mathis, 2005
31	Keshawn Martin, 2012
20	Vernand Morency, 2005

Game

8	Dexter Wynn at New England, 12/17/06
7	10x - last: Jacoby Jones at Indianapolis, 11/1/2010

Game, Opponent

7	Devin Moore vs. Indianapolis, 9/12/10
	Reggie Swinton vs. Arizona, 12/18/05
	Doug Gabriel vs. Oakland, 10/3/04

KICKOFF RETURN YARDS

Seasons Leading Team

3	André Davis, 2007-09
2	Tyler Ervin, 2016, 2018
	Keshawn Martin, 2012-13
	J.J. Moses, 2003-04
	Danieal Manning, 2011, 2014

Career

2,743	André Davis, 2007-09
2,658	J.J. Moses, 2003-04
2,054	Jerome Mathis, 2005-07
1,707	Keshawn Martin, 2012-15

Season

1,542	Jerome Mathis, 2005
1,355	J.J. Moses, 2003
1,303	J.J. Moses, 2004

Season, Rookie

1,542	Jerome Mathis, 2005
-------	---------------------

741	Keshawn Martin, 2012
437	Vernand Morency, 2005

Game

266	Jerome Mathis vs. Kansas City, 11/20/05
	Jerome Mathis vs. Indianapolis, 10/23/05
234	André Davis vs. Jacksonville, 12/30/07
233	Jerome Mathis vs. Indianapolis, 9/23/07
186	J.J. Moses at Cincinnati, 11/9/03

Game, Opponent

233	David Reed vs. Baltimore, 12/13/10
199	Doug Gabriel vs. Oakland, 10/3/04
196	Jacoby Jones vs. Baltimore, 10/21/12
187	Danieal Manning vs. Chicago, 12/28/08
178	Fred Jackson at Buffalo, 11/1/09

Longest, Game (All TDs)

104	André Davis vs. Jacksonville, 12/30/07
99	Jerome Mathis vs. Kansas City, 11/20/05
97	André Davis vs. Jacksonville, 12/30/07
	André Davis vs. Tampa Bay, 12/9/07
95	Jacoby Jones vs. Oakland, 10/4/09

Longest, Game, Opponent (All TDs)

103	David Reed vs. Baltimore, 12/13/10
101	Deji Karim at Indianapolis, 12/30/12
100	Marqise Lee vs. Jacksonville, 12/18/16
	Joe McKnight at N.Y. Jets, 10/8/12
99	Eddie Drummond at Detroit, 9/19/04

KICKOFF RETURN AVERAGE

Career (75 returns)

25.4	André Davis, 2007-09
22.7	J.J. Moses, 2003-04

Season (20 returns)

30.3	André Davis, 2007
28.6	Jerome Mathis, 2005
26.6	Jacoby Jones, 2009

Season, Rookie (20 returns)

28.6	Jerome Mathis, 2005
23.1	Keshawn Martin, 2012

Game (3 returns)

46.8	André Davis vs. Jacksonville, 12/30/07
38.0	Jerome Mathis vs. Kansas City, 11/20/05
	Jerome Mathis vs. Indianapolis, 10/23/05
37.0	Jerome Mathis at Oakland, 12/3/06

Game, Opponent (3 returns)

53.0	Deji Karim at Indianapolis, 12/30/12
42.0	André Davis at Cleveland, 10/20/02
39.3	Eddie Drummond at Detroit, 9/19/04
38.8	David Reed vs. Baltimore, 12/13/10

KICKOFF RETURN TOUCHDOWNS

Career

3	André Davis, 2007
---	-------------------

REGULAR SEASON INDIVIDUAL RECORDS

	Jerome Mathis, 2005, 2007
1	Jacoby Jones, 2009
Season	
3	André Davis, 2007
2	Jerome Mathis, 2005
1	Jacoby Jones, 2009
	Jerome Mathis, 2007
Rookie, Season	
2	Jerome Mathis, 2005
Game	
*2	André Davis vs. Jacksonville, 12/30/07 (104 and 97 yards)
1	Jacoby Jones vs. Oakland, 10/4/09 (95)
	André Davis vs. Tampa Bay, 12/9/07 (97)
	Jerome Mathis vs. Indianapolis, 9/23/07 (94)
	Jerome Mathis vs. Kansas City, 11/20/05 (99)
	Jerome Mathis vs. Indianapolis, 10/23/05 (89)
* Tied NFL record	
Game, Opponent	
1	Marqise Lee vs. Jacksonville, 12/18/16 (100 yards)
	Deji Karim at Indianapolis, 12/30/12 (101)
	Joe McKnight at N.Y. Jets, 10/8/12 (100)
	David Reed vs. Baltimore, 12/13/10 (103)
	Ellis Hobbs at New England, 12/17/06 (93)
	Eddie Drummond at Detroit, 9/19/04 (99)
	André Davis at Cleveland, 10/20/02 (95)

BLOCKED PUNTS

BLOCKED PUNTS

Career	
2	Bryan Braman, 2011-13
	Ramon Walker, 2002-05
1	Alfred Blue, 2014-18
	Tyrell Adams, 2018-19
	Antwan Peek, 2003-05
	Jimmy McClain, 2002
Season	
2	Bryan Braman, 2012
1	Ramon Walker, 2005
	Antwan Peek, 2004
	Ramon Walker, 2003
	Jimmy McClain, 2002
	Alfred Blue, 2014
	Tyrell Adams, 2018
Game	
1	Alfred Blue vs. Washington, 9/7/14
	Tyrell Adams vs. Buffalo, 10/14/18
	Bryan Braman vs. Indianapolis, 12/16/12
	Bryan Braman vs. Green Bay, 10/14/12
	Ramon Walker at San Francisco, 1/1/06

Antwan Peek at Denver, 11/7/04

Ramon Walker vs. New England, 11/23/03

Jimmy McClain at Washington, 12/22/02

Game, Opponent

1 Demontre Moore at N.Y. Giants, 9/21/14

Randy Starks vs. Tennessee, 11/28/04

Rocky Boiman vs. Tennessee, 12/29/02

Eric Westmoreland at Jacksonville, 10/27/02

BLOCKED PUNT RETURNS

Career

1 Brennan Scarlett, 2016-19

Alfred Blue, 2014-18

DeVier Posey, 2012-14

Bryan Braman, 2011-13

Jonathan Wells, 2002-05

Kevin Williams, 2002

Season

1 Brennan Scarlett, 2018

Alfred Blue, 2014

DeVier Posey, 2012

Bryan Braman, 2012

Jonathan Wells, 2002

Kevin Williams, 2002

Game

1 Brennan Scarlett vs. Buffalo Bills, 10/14/18

Alfred Blue vs. Washington, 9/7/14 for TD

Bryan Braman vs. Indianapolis, 12/16/12 for TD

DeVier Posey vs. Green Bay, 10/14/12 for TD

Jonathan Wells at Denver, 11/7/04

Kevin Williams at Washington, 12/22/02 for TD

SPECIAL TEAMS TOUCHDOWNS

SPECIAL TEAMS TOUCHDOWNS

Career

4 Jacoby Jones, 2007-11

3 André Davis, 2007-09

Jerome Mathis, 2005-07

Season

3 André Davis, 2007

2 Jerome Mathis, 2005

Jacoby Jones, 2008

Game

*2 André Davis vs. Jacksonville, 12/30/07
(104 yards KR and 97 KR)

1 Will Fuller V vs. Tennessee, 10/2/16 (67 PR)

Alfred Blue vs. Washington, 9/7/14 (5 BP)

Keshawn Martin vs. Oakland, 11/17/13 (87 PR)

Bryan Braman vs. Indianapolis, 12/16/12 (8 BP)

REGULAR SEASON INDIVIDUAL RECORDS

Devier Posey vs. Green Bay, 10/14/12 (0 BP)
 Jacoby Jones vs. Indianapolis, 9/11/11 (79 PR)
 Jacoby Jones vs. Oakland, 10/4/09 (95 KR)
 Jacoby Jones vs. Cincinnati, 10/26/08 (73 PR)
 Jacoby Jones vs. Miami, 10/12/08 (70 PR)
 André Davis vs. Tampa Bay, 12/9/07 (97 KR)
 Jerome Mathis vs. Indianapolis, 9/23/07 (94 KR)
 Jerome Mathis vs. Kansas City, 11/20/05 (99 KR)
 Jerome Mathis vs. Indianapolis, 10/23/05 (89 KR)
 Kevin Williams at Washington, 12/22/02 (0 BP)
 Avion Black vs. Baltimore, 12/15/02 (76 PR)

* Tied NFL record

INTERCEPTIONS

INTERCEPTIONS

Seasons Leading Team

3 Andre Hal, 2015, 2017-18
 2 Kareem Jackson, 2012, 2014
 Johnathan Joseph, 2011, 2013
 Jason Allen, 2010-11
 Dunta Robinson, 2004, 2006

Career

17 Johnathan Joseph, 2011-19
 16 Kareem Jackson, 2010-18
 13 Dunta Robinson, 2004-09
 12 Andre Hal, 2014-18
 11 Marcus Coleman, 2002-05
 Aaron Glenn, 2002-04
 9 Quintin Demps, 2010-16
 8 Brian Cushing, 2009-17
 7 Jason Allen, 2010-11
 6 A.J. Bouye, 2013-16

Season

7 Marcus Coleman, 2003
 6 Quintin Demps, 2016
 Dunta Robinson, 2004
 5 Aaron Glenn, 2004
 Aaron Glenn, 2002

Season, Rookie

6 Dunta Robinson, 2004
 4 Brian Cushing, 2009
 3 **Justin Reid, 2018**
 Fred Bennett, 2007
 2 **Dylan Cole, 2017**
 Kareem Jackson, 2010

Game

3 Glover Quin vs. Tennessee, 11/28/10
 2 11x - last: Johnathan Joseph vs. Cleveland, 10/15/2017

Game, Opponent

2 16x - last: Richard Sherman at Seattle, 10/29/17

Consecutive Games With An Interception

4 Quintin Demps, 12/11/16-1/1/17

INTERCEPTION YARDS

Seasons Leading Team

3 Johnathan Joseph, 2012-13, 2017
 1 16 times, last by Tashaun Gipson, 2019

Gained, Career

410 Johnathan Joseph, 2011-19
 336 Kareem Jackson, 2010-18
 221 Aaron Glenn, 2002-04
 217 Marcus Coleman, 2002-05
 183 **Justin Reid, 2018-19**
 162 Dunta Robinson, 2004-09

Season

181 Aaron Glenn, 2002
 146 Dunta Robinson, 2004
 128 **Justin Reid, 2018**
 121 Bernard Pollard, 2009
 120 A.J. Bouye, 2014
 116 Marcus Coleman, 2004

Season, Rookie

146 Dunta Robinson, 2004
 128 **Justin Reid, 2018**
 47 Fred Bennett, 2007
 28 **Dylan Cole, 2017**
 26 Brian Cushing, 2009

Game

135 Aaron Glenn at Pittsburgh, 12/8/02
 102 Marcus Coleman at Kansas City, 9/28/04
 101 **Justin Reid at Washington, 11/18/18**
 95 Marlon McCree vs. Tennessee, 12/21/03

Game, Opponent

102 Artrell Hawkins vs. Cincinnati, 11/3/02
 99 Cortland Finnegan vs. Tennessee, 9/21/08
 98 Alec Ogletree vs. St. Louis, 10/13/13

Longest Return

102t Marcus Coleman at Kansas City, 9/26/04
 101t **Justin Reid at Washington, 11/18/18**
 95t Marlon McCree vs. Tennessee, 12/21/03
 86 Brice McCain at N.Y. Jets, 10/8/12
 82t Johnathan Joseph vs. Cleveland, 10/15/17
 80t **J.J. Watt vs. Buffalo Bills, 9/28/14**

Longest Return, Opponent (All TDs)

102 Artrell Hawkins vs. Cincinnati, 11/3/02
 99 Cortland Finnegan vs. Tennessee, 9/21/08
 98 Alec Ogletree vs. St. Louis, 10/13/13
 91 Darius Butler vs. New England, 1/3/10

INTERCEPTIONS RETURNED FOR TOUCHDOWN

Interceptions Returned For Touchdowns Career

REGULAR SEASON INDIVIDUAL RECORDS

4	Johnathan Joseph, 2011-19
3	Kareem Jackson, 2010-18
2	Aaron Glenn, 2002-04
Season	
2	Aaron Glenn, 2002
1	25x - last: Bradley Roby, 2019
Game	
2	Aaron Glenn vs. Pittsburgh, 12/8/02

PASS DEFENSE

PASSES DEFENSED

Seasons Leading Team	
5	Johnathan Joseph, 2011; 2013-15; 2019
3	Kareem Jackson, 2012, 2017-18
	Dunta Robinson, 2004-06
2	Marcus Coleman, 2002-03
	Glover Quin, 2009-10
Career	
118	Johnathan Joseph, 2011-19
88	Kareem Jackson, 2010-18
63	Dunta Robinson, 2004-09
56	Marcus Coleman, 2002-05
54	J.J. Watt, 2011-19
47	Glover Quin, 2009-12
Season	
22	Johnathan Joseph, 2015
	Marcus Coleman, 2003
	Marcus Coleman, 2002
19	Jacques Reeves, 2008
	Dunta Robinson, 2004
18	Aaron Glenn, 2002
17	Kareem Jackson, 2012, 2018
Game	
6	Aaron Glenn vs. Dallas, 9/8/02
5	4x - last: Johnathan Joseph vs. Tampa Bay, 9/27/15

TACKLES AND SACKS

TOTAL TACKLES

Career	
664	Brian Cushing, 2009-17
636	DeMeco Ryans, 2006-11
556	Kareem Jackson, 2010-18
488	Bennardick McKinney, 2015-19
482	Johnathan Joseph, 2011-19
479	J.J. Watt, 2011-19
442	Jamie Sharper, 2002-04
Season	
166	Jamie Sharper, 2003

156	DeMeco Ryans, 2006
139	Jamie Sharper, 2004
137	Zach Cunningham, 2019
	Jay Foreman, 2002
	Jamie Sharper, 2002
Game	
17	Brian Cushing at N.Y. Giants, 9/21/14
	Jamie Sharper at Tampa Bay, 12/14/03
	Jamie Sharper at Cincinnati, 11/9/03
16	Benardrick McKinney at New England, 9/22/16
	Zach Cunningham vs. Denver, 12/8/19
	Zach Cunningham vs. Indianapolis Colts, 11/21/19
	Jay Foreman vs. New England, 11/23/03

SOLO TACKLES

Solo Tackles, Career	
479	DeMeco Ryans, 2006-11
461	Kareem Jackson, 2010-18
424	Brian Cushing, 2009-16
398	Johnathan Joseph, 2011-19
339	J.J. Watt, 2011-19
332	Dunta Robinson, 2004-09
Solo Tackles, Season	
126	DeMeco Ryans, 2006
107	Jamie Sharper, 2003
101	Jay Foreman, 2003
	Jay Foreman, 2002
Solo Tackles, Game	
14	DeMeco Ryans at Oakland, 12/3/06
	Jay Foreman vs. New England, 11/23/03
13	Glover Quin at Jacksonville, 11/14/10
	Xavier Adibi at Indianapolis, 11/16/08
	DeMeco Ryans at N.Y. Jets, 11/26/06

SACKS

Seasons Leading Team	
5	J.J. Watt, 2012-15, 2018
4	Mario Williams, 2007-10
2	Whitney Mercilus, 2016, 2019
1	7x - last: Jadeveon Clowney, 2017
Career	
96.0	J.J. Watt, 2011-19
53.0	Mario Williams, 2006-11
50.0	Whitney Mercilus, 2012-19
29.0	Jadeveon Clowney, 2014-18
27.5	Antonio Smith, 2009-13, 2016
Season	
20.5	J.J. Watt, 2014
	J.J. Watt, 2012
17.5	J.J. Watt, 2015
16.0	J.J. Watt, 2018

REGULAR SEASON INDIVIDUAL RECORDS

14.0	Mario Williams, 2007
12.0	Whitney Mercilus, 2015
	Mario Williams, 2008
11.5	Connor Barwin, 2011

FUMBLES

FUMBLES LOST

Career

22	David Carr, 2002-06
14	Matt Schaub, 2007-13
11	Arian Foster, 2009-15
9	Tom Savage, 2014-17
8	Domanick Williams#, 2003-05
7	Andre Johnson, 2003-14
	Steve Slaton, 2008-10
	Deshaun Watson, 2017-19

Season

21	David Carr, 2002
17	David Carr, 2005
16	David Carr, 2006
10	Matt Schaub, 2008
	David Carr, 2004

Game

3	8x - last: Sage Rosenfels vs. Indianapolis, 10/5/2008
---	---

FUMBLES FORCED

Career

23	J.J. Watt, 2011-19
13	Whitney Mercilus, 2012-19
11	Mario Williams, 2006-11
9	Brian Cushing, 2009-17
7	Antonio Smith, 2009-13
6	Kareem Jackson, 2010-18
	Dunta Robinson, 2004-09
	DeMeco Ryans, 2006-11
	Jamie Sharper, 2002-04

Season

7	J.J. Watt, 2018
4	Whitney Mercilus, 2019
	J.J. Watt, 2014
	J.J. Watt, 2013
	J.J. Watt, 2012
	Mario Williams, 2008
	Shantee Orr, 2005

Game

2	11x - last: Whitney Mercilus vs. Jacksonville, 9/15/19
---	--

OWN FUMBLES RECOVERED

Career

28	David Carr, 2002-06
11	Matt Schaub, 2007-13
8	Deshaun Watson, 2017-19
6	Chester Pitts, 2002-09
4	Ryan Fitzpatrick, 2014
	Duane Brown, 2008-14
	Arian Foster, 2009-14
	Andre Johnson, 2003-14
	Jacoby Jones, 2007-11

Season

12	David Carr, 2002
6	David Carr, 2005
5	David Carr, 2006
	Deshaun Watson, 2019
4	Ryan Fitzpatrick, 2014
	Matt Schaub, 2008
	David Carr, 2004

Game

2	Wade Smith at Baltimore, 10/16/11
	David Carr vs. Kansas City, 11/20/05
	David Carr at Detroit, 9/19/04
	David Carr at Washington, 12/22/02
	David Carr at Pittsburgh, 12/8/02
	Deshaun Watson vs. Atlanta, 10/7/19

OPPONENTS' FUMBLES RECOVERED

Career

15	J.J. Watt, 2011-19
8	DeMeco Ryans, 2006-10
7	Whitney Mercilus, 2012-19
5	Jadeveon Clowney, 2014-18
	Morlon Greenwood, 2005-07
4	Tim Dobbins, 2011-13
	C.C. Brown, 2005-08
	Jamie Sharper, 2002-04

Season

5	J.J. Watt, 2014
4	Tim Dobbins, 2012
3	DeMeco Ryans, 2008
	DeMeco Ryans, 2007
	C.C. Brown, 2007
	Morlon Greenwood, 2006
	Jamie Sharper, 2002

Game

2	J.J. Watt at Arizona, 11/10/13
	DeMeco Ryans vs. Tennessee, 10/21/07

FUMBLE RETURN YARDS

Career Return Yards

102	DeMeco Ryans, 2006-11
73	Johnathan Joseph, 2010-18

REGULAR SEASON INDIVIDUAL RECORDS

71	Jadeveon Clowney, 2014-18
68	J.J. Watt, 2011-19
66	Antwan Peek, 2003-06
60	Charlie Anderson, 2004-07
Longest Fumble Return	
66	Antwan Peek at Jacksonville, 12/26/04 (TD)
60	Charlie Anderson at Chicago, 12/19/04 (TD)
58	DeMarcus Faggins at Oakland, 12/3/06 (TD)

FUMBLES RETURNED FOR TOUCHDOWNS

Career	
2	Jadeveon Clowney, 2014-18
Season	
1	17x - last: Jadeveon Clowney, 2018
Game	
1	17x - last: Jadeveon Clowney, 0 yards at Indianapolis, 9/30/18

SCORING

SCORING

Seasons Leading Team	
8	Kris Brown, 2002-09
3	Ka'imi Fairbairn, 2017-19
2	Nick Novak, 2015-16
	Randy Bullock, 2013-14
	Neil Rackers, 2010-11
Consecutive Seasons Leading Team	
8	Kris Brown, 2002-09
3	Ka'imi Fairbairn, 2017-19
2	Nick Novak, 2015-16
	Randy Bullock, 2013-14
	Neil Rackers, 2010-11

POINTS

Career	
767	Kris Brown, 2002-09
410	Arian Foster, 2009-14
388	Andre Johnson, 2003-14
340	Ka'imi Fairbairn, 2017-19
328	DeAndre Hopkins, 2013-19
259	Neil Rackers, 2010-11
Season	
150	Ka'imi Fairbairn, 2018
138	Shayne Graham, 2012
135	Neil Rackers, 2011
130	Randy Bullock, 2014
127	Nick Novak, 2016
Points, No Touchdowns, Season	
150	Ka'imi Fairbairn, 2018
138	Shayne Graham, 2012

135	Neil Rackers, 2011
130	Randy Bullock, 2014
127	Nick Novak, 2016

Points, No Touchdowns, Career

767	Kris Brown, 2002-09
342	Ka'imi Fairbairn, 2017-19
259	Neil Rackers, 2010-11
252	Randy Bullock, 2013-15

Seasons, 100 or More Points

4	Kris Brown, 2005, 2007-09
2	Ka'imi Fairbairn, 2018-19
	Randy Bullock, 2013-14
	Arian Foster, 2010, 2012
	Neil Rackers, 2010-11

Season, Rookie

60	Steve Slaton, 2008
48	Domanick Williams#, 2003
30	Owen Daniels, 2006
24	Jordan Thomas, 2018
	Wali Lundy, 2006
	Andre Johnson, 2003
	# - Domanick Williams known as Domanick Davis prior to 2006.

Game

19	Randy Bullock vs. Baltimore, 12/21/14
18	Will Fuller V vs. Atlanta, 10/6/19
	DeAndre Hopkins vs. Kansas City, 10/8/17
	Arian Foster at Tennessee, 10/26/14
	Ben Tate vs. New England, 12/1/13
	Andre Johnson vs. Indianapolis, 11/3/13
	Arian Foster at Tennessee, 10/23/11
	Arian Foster vs. Indianapolis, 9/12/10
	Ryan Moats at Buffalo, 11/1/09

Game, Opponent

26	Rob Bironas vs. Tennessee, 10/21/07
24	Shaun Alexander at Seattle, 10/16/05

Consecutive Games Scoring

99	Kris Brown, 12/14/03 – 1/3/10
35	Randy Bullock, 9/9/13 – 9/27/15
32	Neil Rackers, 9/12/10 – 1/1/12
28	Kris Brown, 9/8/02 – 11/30/03
16	Ka'imi Fairbairn, 12/31/17 - 12/23/18
	Shayne Graham, 9/9/12 – 12/30/12
15	Nick Novak, 10/4/15 – 9/18/16
14	Ka'imi Fairbairn, 9/10/17 - 12/17/17
12	Arian Foster, 12/18/11 – 11/11/12

TOUCHDOWNS

Seasons Leading Team

4	Andre Johnson, 2006-07, 2009, 2013
	Arian Foster, 2010-12, 2014

REGULAR SEASON INDIVIDUAL RECORDS

3	DeAndre Hopkins, 2015, 2017-18 Domanick Williams#, 2003-05
# - Domanick Williams known as Domanick Davis prior to 2006.	
Consecutive Seasons Leading Team	
3	Arian Foster, 2010-12 Domanick Williams#, 2003-05
2	DeAndre Hopkins, 2017-18 Andre Johnson, 2006-07
# - Domanick Williams known as Domanick Davis prior to 2006.	
Career	
68	Arian Foster, 2009-15
64	Andre Johnson, 2003-14
54	DeAndre Hopkins, 2013-19
29	Owen Daniels, 2006-13
28	Domanick Williams#, 2003-05
25	Kevin Walter, 2007-12
# - Domanick Williams known as Domanick Davis prior to 2006.	
Season	
18	Arian Foster, 2010
17	Arian Foster, 2012
14	Domanick Williams#, 2004
13	DeAndre Hopkins, 2017 Arian Foster, 2014
12	Arian Foster, 2011
# - Domanick Williams known as Domanick Davis prior to 2006.	
Season, Rookie	
10	Steve Slaton, 2008
8	Domanick Williams#, 2003
5	Owen Daniels, 2006
# - Domanick Williams known as Domanick Davis prior to 2006.	
Game	
3	Will Fuller V vs. Atlanta, 10/6/19 DeAndre Hopkins vs. Kansas City, 10/8/17 Arian Foster at Tennessee, 10/26/14 Ben Tate vs. New England, 12/1/13 Andre Johnson vs. Indianapolis, 11/3/13 Arian Foster at Tennessee, 10/23/11 Arian Foster vs. Indianapolis, 9/12/10 Ryan Moats at Buffalo, 11/1/09
Game, Opponent	
4	Shaun Alexander at Seattle, 10/16/05
3	12x - last: Derrick Henry vs. Tennessee, 12/29/19
Game, Rookie	
2	13x - last: Jordan Thomas vs. Miami, 10/25/18
Game, Opponent, Rookie	
2	Nyheim Hines at Indianapolis, 9/30/18 Ricky Seals-Jones vs. Arizona, 11/19/17 Seyi Ajitrotutu vs. San Diego, 11/7/10 Roy Williams at Detroit, 9/19/04
Consecutive Games Scoring Touchdowns	
11	Arian Foster, 12/18/11 – 11/11/12
9	Domanick Williams#, 11/7/04 – 1/2/05

7	Arian Foster, 10/5/14 – 12/7/14
6	Arian Foster, 10/23/11 – 12/4/11
5	DeAndre Hopkins, 10/1/17 – 11/5/17 DeAndre Hopkins, 10/14/18 – 11/18/18 Arian Foster, 10/17/10 – 11/14/10

POINTS AFTER TOUCHDOWNS

Seasons Leading Team	
8	Kris Brown, 2002-09
3	Ka'imi Fairbairn, 2017-19
2	Nick Novak, 2015-16 Randy Bullock, 2013-14 Neil Rackers, 2010-11
Attempted, Career	
253	Kris Brown, 2002-09
121	Ka'imi Fairbairn, 2017-19
83	Neil Rackers, 2010-11
71	Randy Bullock, 2013-15
Attempted, Season	
45	Ka'imi Fairbairn, 2019 Shayne Graham, 2012
44	Kris Brown, 2009
43	Neil Rackers, 2010
41	Ka'imi Fairbairn, 2018
40	Randy Bullock, 2014 Neil Rackers, 2011 Kris Brown, 2007
Attempted, Game	
7	Ka'imi Fairbairn vs. Atlanta, 10/6/19 Ka'imi Fairbairn vs. Tennessee, 10/1/17
6	Ka'imi Fairbairn vs. Miami, 10/25/18 Randy Bullock vs. Tennessee, 11/30/14 Kris Brown vs. Jacksonville, 12/30/07
Attempted, Game, Opponent	
7	Mike Vanderjagt at Indianapolis, 11/14/04
6	8x - last: Josh Lambo at Jacksonville, 12/17/17
Consecutive Points After Touchdown, Career	
132	Kris Brown, 11/5/06 – 1/3/10
116	Kris Brown, 9/8/02 – 10/29/06
69	Neil Rackers, 9/12/10 – 11/6/11
66	Randy Bullock, 9/9/13 – 12/28/14
Points After Touchdown Percentage, Career (250 attempts)	
99.2	Kris Brown, 2002-09 (251-253)
TWO-POINT CONVERSIONS	
Two-Point Conversions, Career	
2	DeAndre Hopkins, 2013-19 Andre Johnson, 2003-14
Two-Point Conversions, Season	
1	18x - last: DeAndre Hopkins, 2019
Two-Point Conversion, Game	
1	18x - last: DeAndre Hopkins at Kansas City, 10/13/19

REGULAR SEASON INDIVIDUAL RECORDS

Two-Point Conversion, Game, Opponent

2 Lance Moore at New Orleans, 9/25/11

FIELD GOALS

Seasons Leading Team

8 Kris Brown, 2002-09

3 Ka'imi Fairbairn, 2017-19

2 Nick Novak, 2015-16

Randy Bullock, 2013-14

Neil Rackers, 2010-11

Consecutive Seasons Leading Team

8 Kris Brown, 2002-09

3 Ka'imi Fairbairn, 2017-19

2 Nick Novak, 2015-16

Randy Bullock, 2013-14

Neil Rackers, 2010-11

Attempted, Career

223 Kris Brown, 2002-09

92 Ka'imi Fairbairn, 2017-19

76 Randy Bullock, 2013-15

68 Neil Rackers, 2010-11

Attempted, Season

42 Ka'imi Fairbairn, 2018

41 Nick Novak, 2016

38 Shayne Graham, 2012

Neil Rackers, 2011

35 Randy Bullock, 2014

Randy Bullock, 2013

Attempted, Game

7 Kris Brown at Miami, 9/7/03

6 Randy Bullock vs. Baltimore, 12/21/14

Shayne Graham vs. Indianapolis, 12/16/12

Field Goals, Career

172 Kris Brown, 2002-09

77 Ka'imi Fairbairn, 2017-19

61 Randy Bullock, 2013-15

59 Neil Rackers, 2010-11

Field Goals, Season

37 Ka'imi Fairbairn, 2018

35 Nick Novak, 2016

32 Neil Rackers, 2011

31 Shayne Graham, 2012

30 Randy Bullock, 2014

29 Kris Brown, 2008

Field Goals, Game

6 Randy Bullock vs. Baltimore, 12/21/14

5 Ka'imi Fairbairn vs. Cleveland, 12/2/18

Ka'imi Fairbairn at N.Y. Jets, 12/15/18

Shayne Graham vs. Indianapolis, 12/16/12

Kris Brown vs. Miami, 10/7/07

Kris Brown at Baltimore, 12/4/05

Kris Brown at Miami, 9/7/03

Nick Novak at Indianapolis, 12/11/16

Field Goals, Game, Opponent

*8 Rob Bironas vs. Tennessee, 10/21/07

5 Harrison Butker vs. Kansas City, 10/8/17

Billy Cundiff at Baltimore, 10/16/11

Rian Lindell at Buffalo, 9/11/05

Phil Dawson vs. Cleveland, 1/2/05

*NFL record

Consecutive Games Scoring Field Goals

19 Randy Bullock - 9/22/13 - 10/5/14

15 Neil Rackers, 11/1/10 - 10/9/11

10 Kris Brown, 11/13/05 - 9/17/06

9 Kris Brown, 10/25/09 - 12/27/09

Kris Brown, 9/8/02 - 11/10/02

Consecutive Field Goals Made

18 Neil Rackers, 12/13/10 - 10/2/11

16 Randy Bullock, 9/22/13 - 9/14/14

Nick Novak, 11/13/16 - 12/24/16

15 Kris Brown, 12/3/06 - 9/30/07

Kris Brown, 9/7/08 - 11/23/08

14 Ka'imi Fairbairn, 11/26/18 - 9/15/19

Shayne Graham, 9/9/12 - 10/21/12

Neil Rackers, 10/3/10 - 12/2/10

Longest Field Goal

57 Neil Rackers at Denver, 12/26/10

Kris Brown vs. Miami, 10/7/07

56 Kris Brown at Indianapolis, 11/8/09

55 Ka'imi Fairbairn vs. San Francisco, 12/10/17

Randy Bullock vs. Buffalo, 9/28/14

Longest Field Goal, Opponent

58 Kyle Brindza vs. Tampa Bay, 9/27/15

Will Lutz vs. New Orleans, 9/9/19

57 Kai Forbath vs. New Orleans, 11/29/15

56 Blair Walsh vs. Minnesota, 12/23/12

Field Goal Percentage, Career (min. 100 attempts)

77.1 Kris Brown, 2002-09

Field Goal Percentage, Season

90.0 Neil Rackers, 2010

88.1 Ka'imi Fairbairn, 2018

87.9 Kris Brown, 2008

86.2 Kris Brown, 2007

85.7 Nick Novak, 2015

Randy Bullock, 2014

Most Field Goals, No Misses, Game

6 Randy Bullock vs. Baltimore, 12/21/14

5 Ka'imi Fairbairn at New York Jets, 12/15/18

Ka'imi Fairbairn vs. Cleveland, 12/2/18

Kris Brown vs. Miami, 10/7/07

Kris Brown at Baltimore, 12/4/05

Nick Novak at Indianapolis, 12/11/16

4 Ka'imi Fairbairn at New England, 10/8/17

Neil Rackers at New Orleans, 9/25/11

REGULAR SEASON INDIVIDUAL RECORDS

Kris Brown vs. Tennessee, 10/9/05

Nick Novak vs. Jacksonville, 12/18/16

Most Field Goals, No Misses, Game, Opponent

8 Rob Bironas vs. Tennessee, 10/21/07

5 Rian Lindell at Buffalo, 9/11/05

Phil Dawson vs. Cleveland, 1/2/05

Most Field Goals, 50 or More Yards, Career

14 Kris Brown, 2002-09

10 Ka'imi Fairbairn, 2017-19

6 Neil Rackers, 2010-11

Most Field Goals, 50 or More Yards, Season

5 Kris Brown, 2007

Nick Novak, 2016

4 Ka'imi Fairbairn, 2018

Randy Bullock, 2014

Shayne Graham, 2012

Neil Rackers, 2011

3 Ka'imi Fairbairn, 2019

Ka'imi Fairbairn, 2017

Neil Rackers, 2010

Most Field Goals, 50 or More Yards, Game

*3 Kris Brown vs. Miami, 10/7/07

2 Nick Novak vs. Jacksonville, 1/3/16

Neil Rackers at Denver, 12/26/10

Randy Bullock vs. Buffalo, 9/28/14

*NFL record

SAFETIES

Career

1 J.J. Watt, 2011-19

Joe Mays, 2013

Connor Barwin, 2009-12

Zac Diles, 2007-10, 2014

Brian Cushing, 2009-17

Seth Payne, 2002-06

Jimmy McClain, 2002

Season

1 J.J. Watt, 2014

Joe Mays, 2013

Connor Barwin, 2012

Brian Cushing, 2009

Zach Diles, 2009

Seth Payne, 2002

Jimmy McClain, 2002

Game

1 J.J. Watt vs. Jacksonville, 12/28/14

Joe Mays vs. Tennessee, 9/15/13

Connor Barwin vs. Baltimore, 10/21/12

Zach Diles at Jacksonville, 12/6/09

Brian Cushing vs. Oakland, 10/4/09

Jimmy McClain vs. Baltimore, 12/15/02

Seth Payne vs. Dallas, 9/2/02

Game, Opponent

1 Zach Pascal at Indianapolis, 10/20/19

Hassan Ridgeway at Indianapolis, 12/31/17

Geno Atkins vs. Cincinnati, 11/23/14

Cory Redding at Indianapolis, 12/15/13

Elvis Dumervil at Denver, 9/23/12

SERVICE

SERVICE

Seasons

12 Andre Johnson, 2003-14

10 Jon Weeks, 2010-19

Duane Brown, 2008-17

9 J.J. Watt, 2011-19

Brian Cushing, 2009-16

Kareem Jackson, 2010-18

Johnathan Joseph, 2011-19

8 Whitney Mercilus, 2012-19

Owen Daniels, 2006-13

Chester Pitts, 2002-09

Kris Brown, 2002-09

7 DeAndre Hopkins, 2013-19

Arian Foster, 2009-15

Chris Myers, 2008-14

Matt Schaub, 2007-13

Kevin Walter, 2006-12

Bryan Pittman, 2003-09

Games Played

169 Andre Johnson, 2003-14

160 Jon Weeks, 2010-19

133 Johnathan Joseph, 2011-19

Duane Brown, 2008-17

132 Kareem Jackson, 2010-18

128 Kris Brown, 2002-09

115 Whitney Mercilus, 2012-19

114 Chester Pitts, 2002-09

112 J.J. Watt, 2011-19

Chris Myers, 2008-14

110 DeAndre Hopkins, 2013-19

109 Kevin Walter, 2006-12

104 Brian Cushing, 2009-17

100 Owen Daniels, 2006-13

Consecutive Games Played

160 Jon Weeks, 2010-19 (current)

128 Kris Brown, 2002-09

114 Chester Pitts, 2002-09

112 Chris Myers, 2008-14

91 Eric Winston, 2006-11

REGULAR SEASON INDIVIDUAL RECORDS

83	Steve McKinney, 2002-07
Starts	
169	Andre Johnson, 2003-14
133	Duane Brown, 2008-17
128	Johnathan Joseph, 2011-19
124	Kareem Jackson, 2010-18
114	Chester Pitts, 2002-09
112	J.J. Watt, 2011-19
	Chris Myers, 2008-14

Consecutive Starts

114	Chester Pitts, 2002-09
112	Chris Myers, 2008-14
86	Eric Winston, 2006-11
84	J.J. Watt, 2011-16
80	DeAndre Hopkins, 2013-17
77	Mario Williams, 2006-10
73	DeMeco Ryans, 2006-10

REGULAR SEASON TEAM RECORDS

WIN / LOSS

OVERALL WIN-LOSS RECORDS

WIN-LOSS RECORDS

Year	W	L	T	Pct.
2002	4	12	0	0.25
2003	5	11	0	0.313
2004	7	9	0	0.438
2005	2	14	0	0.125
2006	6	10	0	0.375
2007	8	8	0	0.5
2008	8	8	0	0.5
2009	9	7	0	0.563
2010	6	10	0	0.375
2011	10	6	0	0.625
2012	12	4	0	0.75
2013	2	14	0	0.125
2014	9	7	0	0.563
2015	9	7	0	0.563
2016	9	7	0	0.563
2017	4	12	0	0.25
2018	11	5	0	0.69
2019	10	6	0	0.63
Totals	131	157	0	0.455

HOME

Year	W	L	T	Pct.
2002	2	6	0	0.25
2003	3	5	0	0.375
2004	3	5	0	0.375
2005	2	6	0	0.25
2006	4	4	0	0.5
2007	6	2	0	0.75
2008	6	2	0	0.75
2009	4	4	0	0.5
2010	4	4	0	0.5
2011	5	3	0	0.625
2012	6	2	0	0.75
2013	1	7	0	0.125
2014	5	3	0	0.625
2015	5	3	0	0.625
2016	7	1	0	0.875
2017	3	5	0	0.375
2018	6	2	0	0.71
2019	5	3	0	0.63
Totals	77	67	0	0.535

ROAD

Year	W	L	T	Pct.
2002	2	6	0	0.25
2003	2	6	0	0.25
2004	4	4	0	0.5
2005	0	8	0	0
2006	2	6	0	0.25
2007	2	6	0	0.25
2008	2	6	0	0.25
2009	5	3	0	0.625
2010	2	6	0	0.25
2011	5	3	0	0.625
2012	6	2	0	0.75
2013	1	7	0	0.125
2014	4	4	0	0.5
2015	4	4	0	0.5

2016	2	6	0	0.25
2017	1	7	0	0.125
2018	5	3	0	0.625
2019	5	3	0	0.63
Totals	54	90	0	0.375

GAMES WON

Consecutive Games Won

9	9/30/18 - 12/2/18
7	10/23/11 - 12/11/11
6	10/21/12 - 12/2/12
	12/13/09 - 9/19/10 (over two seasons)
5	12/20/15 - 9/18/16 (over two seasons)
	9/9/12 - 10/8/12

Games Won, Season

12	2012
11	2018
10	2011, 2019
9	2009, 2014, 2015, 2016
8	2007, 2008

Consecutive Games Won, SINGLE Season

9	9/30/18-12/2/18
7	10/23/11 - 12/11/11
6	10/21/12 - 12/2/12
5	9/9/12 - 10/8/12
4	11/1/15 - 11/29/15
	12/13/09 - 1/3/10
	11/23/08 - 12/14/08

Consecutive Games Won, Start of Season

5	2012
2	2007, 2010, 2011, 2013, 2014, 2016

Consecutive Games Won, End of Season

4	2009
3	2015
2	2006, 2014

Consecutive Home Games Won

6	1/3/16 - 10/30/16
5	10/7/18 - 12/2/18
4	10/6/19 - 12/1/19
	10/21/12 - 12/16/12
	11/18/07 - 12/30/07

Consecutive Road Games Won

6	9/16/12 - 12/2/12
5	9/30/18 - 12/15/18
4	12/20/09 - 10/3/10
	10/23/11 - 12/11/11
3	10/26/14 - 12/7/14

Shutout Games Won, Season

1	2010: 20-0 vs. Tennessee, 11/28/10
	2004: 21-0 at Jacksonville, 12/26/04

GAMES LOST

Consecutive Games Lost

REGULAR SEASON TEAM RECORDS

14	9/22/13 - 12/29/13
9	11/27/17 - 9/23/18
7	1/2/05 - 10/23/05
6	11/6/05 - 12/11/05
	12/7/03 - 9/19/04
5	12/24/05 - 9/24/06
	9/15/02 - 10/20/02
Games Lost, Season	
14	2013
	2005
12	2017
	2002
Consecutive Games Lost, Season	
14	9/22/13 - 12/29/13
6	11/27/17 - 12/31/17
	11/6/05 - 12/11/05
	9/11/05 - 10/23/05
	9/15/02 - 10/20/02
Consecutive Games Lost, Start of Season	
6	2005
4	2008
3	2018, 2006
2	2004, 2015
Consecutive Games Lost, End of Season	
14	2013
6	2017
4	2003
Consecutive Home Games Lost	
7	9/22/13 - 12/1/13
5	12/24/04 - 10/23/05
4	9/22/02 - 11/17/02
Consecutive Road Games Lost	
12	9/11/05 - 11/5/06
9	9/24/17 - 9/16/18
8	11/25/07 - 11/16/08
7	9/22/13 - 12/29/13
6	11/1/10 - 12/26/10
Shutout Games Lost, Season	
1	2003: 27-0 at Jacksonville, 12/7/03
	2016: 27-0 at New England, 9/22/16

SCORING

TOUCHDOWNS

Most, Season	
46	2019
	2012
	2009
44	2010
43	2007
42	2018
41	2011

40	2017
Fewest, Season	
22	2002
25	2016
26	2005
28	2013
29	2003
Most, Game	
7	vs. Atlanta, 10/6/19
	vs. Tennessee, 10/1/17
6	vs. Miami, 10/25/18
	vs. Tennessee, 11/30/14
	vs. Jacksonville, 12/30/07
5	11x - last: at Seattle, 10/29/17
Most Allowed, Season	
52	2010
50	2005
48	2017
	2013
46	2019
Most Allowed, Game	
7	2x - last: at Atlanta, 10/4/15
6	7x - last: at Jacksonville, 12/17/17
Fewest Allowed, Season	
27	2011
36	2018
	2016
	2014
37	2015
38	2012
Fewest Allowed, Game	
0	22x - last: at Jacksonville 11/3/19

POINTS SCORED

Most Scored, Season	
416	2012
402	2018
390	2010
388	2009
381	2011
Most Scored, Game	
57	vs. Tennessee, 10/1/17
53	vs. Atlanta, 10/6/19
45	vs. Tennessee, 11/30/14
43	vs. Jacksonville (OT), 11/18/12
	vs. Baltimore, 10/21/12
42	vs. Miami, 10/25/18
	vs. Jacksonville, 12/30/07
Fewest Points Scored, Season	
213	2002
255	2003
260	2005

REGULAR SEASON TEAM RECORDS

267	2006
276	2013
Fewest Points Scored, Game	
0	at Jacksonville, 12/7/03
	at New England, 9/22/16
3	8x - last: at Indianapolis, 12/15/13
Most Points Scored, Season, Opponent	
436	2017
431	2005
428	2013
427	2010
394	2008
Most Points Scored, Game, Opponent	
49	at Indianapolis, 11/14/04
48	at Atlanta, 10/4/15
45	at Jacksonville, 12/17/17
	vs. Kansas City, 11/20/05
44	at Miami, 10/25/15
43	at Indianapolis, 9/17/06
Fewest Points Scored, Season, Opponent	
278	2011
307	2014
313	2015
316	2018
328	2016
Fewest Points Scored, Game, Opponent	
0	vs. Tennessee, 11/28/10
0	at Jacksonville, 12/26/04
3	at Jacksonville, 11/3/19
	vs. Jacksonville, 12/30/18
	vs. Kansas City, 9/9/07
5	at Chicago, 12/19/04
6	13x - last: vs. Jacksonville, 1/3/16
Most Points, Shutout Victory, Game	
21	at Jacksonville, 12/26/04
20	vs. Tennessee, 11/28/10
Fewest Points, Shutout Victory, Game	
20	vs. Tennessee, 11/28/10
21	at Jacksonville, 12/26/04
Most Points, Game, Both Teams	
85	Texans 53 vs. Atlanta 32, 10/6/19
80	Texans 43 vs. Jacksonville 37 (OT), 11/18/12
79	Texans 38 at Seattle 41, 10/29/17
76	Texans 34 vs. Kansas City 42, 10/8/17
74	Texans 36 vs. Tennessee 38, 10/21/07
73	Texans 33 at New Orleans 40, 9/25/11
71	Texans 57 vs. Tennessee 14, 10/1/17
	Texans 37 at Indianapolis 34 (OT), 9/30/18
70	Texans 42 vs. Jacksonville 28, 12/30/07
	Texans 26 at Miami 44, 10/25/15
Fewest Points, Game, Both Teams	
16	Texans 10 at Cincinnati 6, 11/16/15

	Texans 3 vs. Tennessee 13, 12/29/02
19	Texans 13 at Chicago 6, 11/11/12
	Texans 6 vs. Jacksonville 13, 11/24/13
	Texans 3 at Tampa Bay 16, 12/14/03
20	Texans 20 vs. Tennessee 0, 11/28/10
	Texans 14 vs. Cleveland 6, 12/31/06
Most Points in First Quarter	
17	vs. Indianapolis, 9/11/11
	vs. Seattle, 12/13/09
14	17x, last at Indianapolis, 9/30/18
Most Points in Second Quarter	
24	vs. Arizona, 12/18/05
	vs. Miami, 9/9/12
21	vs. Jacksonville, 12/30/07
20	at Kansas City, 10/13/19
	vs. Seattle, 9/29/13
	vs. Baltimore, 10/21/12
Most Points in Third Quarter	
17	vs. Atlanta, 10/6/19
	vs. Tennessee, 12/27/15
14	16x, last at Los Angeles Chargers, 9/22/2019
Most Points in Fourth Quarter	
29	vs. Tennessee, 10/21/07
22	at Buffalo, 11/1/09
21	7x, last vs. Kansas City, 10/8/17
Most Points in First Quarter, Opponent	
24	vs. Indianapolis, 10/9/14
21	at Tennessee, 12/19/10
	at Miami, 10/25/15
17	at Kansas City, 10/13/19
	at New England, 12/17/06
Most Points in Second Quarter, Opponent	
24	at Jacksonville, 12/17/17
	at Pittsburgh, 10/20/14
21	at Atlanta, 10/4/15
	at Indianapolis, 12/23/07
	at San Diego, 10/28/07
	vs. Kansas City, 11/20/05
Most Points in Third Quarter, Opponent	
21	at Los Angeles Rams, 11/12/17
	vs. St. Louis, 10/13/13
	at Indianapolis, 11/14/04
17	at Cleveland, 10/20/02
Most Points in Fourth Quarter, Opponent	
23	at New Orleans, 9/25/11
22	vs. Baltimore, 11/9/08
21	5x - last: vs. Denver, 12/23/13
Most Points in First Quarter, Both Teams	
28	Texans 14 at Seattle 14, 10/29/17
24	Texans 0 vs. Colts 24, 10/9/14
	Texans 10 vs. San Diego 14, 11/7/10
21	8x - last: Texans 14 at Indianapolis 7 (OT), 9/3/18

REGULAR SEASON TEAM RECORDS

Most Points in Second Quarter, Both Teams

31	Texans 24 vs. Arizona 7, 12/18/05
30	Texans 6 at Pittsburgh 24, 10/20/14
	Texans 16 vs. Tennessee 14, 10/1/17
28	5x - last: Texans 14 at Detroit 14, 11/22/12

Most Points in Third Quarter, Both Teams

28	Texans 7 at Indianapolis 21, 11/14/04
27	Texans 10 at Cleveland 17, 10/20/02
24	Texans 14 vs. Miami 10, 10/25/18

Most Points in Fourth Quarter, Both Teams

40	Texans 21 vs. Kansas City 19, 10/8/17
37	Texans 14 at New Orleans 23, 9/25/11
35	Texans 20 vs. Atlanta 15, 10/6/19
	Texans 29 vs. Tennessee 6, 10/21/07
34	Texans 13 at Indianapolis 21, 9/17/06

Consecutive Games Scoring a Touchdown

105	10/22/06 – 12/16/12
57	10/30/16 – 12/29/2019 (current)
30	12/22/13 – 12/06/15
29	12/21/03 – 11/27/05

Consecutive Games Scoring

197	12/14/03 – 9/18/16
61	10/2/16 – 12/29/19 (current)
28	9/8/02 – 11/30/03

Consecutive Quarters Held Scoreless

7	4th quarter vs. Atlanta, 11/30/03, through 2nd quarter at Tampa Bay, 12/14/03
4	4x - last: 1st quarter at New England, 9/22/16 through 4th quarter at New England, 9/22/16

Consecutive Quarters Held Scoreless, Opponents

5	3rd quarter at Indianapolis, 12/20/15, through 3rd quarter at Tennessee, 12/27/15
5	2nd quarter vs. Washington, 9/7/14, through 4th quarter at Oakland, 9/14/14
5	3rd quarter vs. Jacksonville, 1/2/11, through 3rd quarter vs. Indianapolis, 9/11/11

Consecutive Quarters Held Without a Touchdown, Opponents

13	vs. Indianapolis, 12/12/04 through vs. Cleveland, 1/2/2005
12	at Miami, 10/25/15 through vs N.Y. Jets, 11/22/2015
9	vs. Baltimore, 10/21/12 through at Chicago, 11/11/2012

Most Points By Half, First Half

34	vs. Indianapolis, 9/11/11
30	vs. Tennessee, 10/1/17
29	vs. Baltimore, 10/21/12
27	at Miami, 12/27/09

Most Points By Half, Second Half

37	vs. Atlanta, 10/6/19
29	vs. Tennessee, 10/21/07
28	vs. Miami, 10/25/18
	vs. Kansas City, 10/17/10
	vs. Minnesota, 10/10/04

27	vs. Tennessee, 10/1/17
	vs. Kansas City, 10/8/17
26	at Miami, 10/25/15
25	at Buffalo, 11/1/09

Most Points By Half, Opponent First Half

41	at Miami, 10/25/15
35	at San Diego, 10/28/07
31	vs. Denver, 12/8/19
	at Jacksonville, 12/17/17
	vs. Kansas City, 11/20/05

Most Points By Half, Opponent, Second Half

28	at Atlanta, 10/4/15
31	at Dallas, 10/15/06
30	at New Orleans, 9/25/11
29	vs. Baltimore, 11/9/08
28	4x - last vs. Indianapolis, 11/29/09

Most Points By Half, Both Teams, First Half

48	Texans 24 at Tennessee 24, 9/20/09
44	Texans 30 vs. Tennessee 14, 10/1/17
42	Texans 21 at Seattle 21, 10/29/17
41	Texans 0 at Miami 41, 10/25/15
	Texans 14 vs. Indianapolis 27, 10/9/14
	Texans 20 at New England 21, 9/24/17
40	Texans 23 at Kansas City 17, 10/13/19

Most Points By Half, Both Teams, Second Half

47	Texans 17 at New Orleans 30, 9/25/11
46	Texans 27 vs. Kansas City 19, 10/8/17
45	Texans 28 vs. Kansas City 17, 10/17/10
	Texans 29 vs. Tennessee 16, 10/21/07
44	Texans 21 at Indianapolis 23, 9/17/06

EXTRA POINTS

Season

45	2012
43	2010
	2009
40	2019
	2014
	2007

Game

6	vs. Miami, 10/25/18
	vs. Tennessee, 10/01/17
	vs. Tennessee, 11/30/14
	vs. Jacksonville, 12/30/07
5	7x - last: vs. New England, 12/1/19

Season, Opponent

50	2010
47	2005
46	2013
45	2017
43	2008

Game, Opponent

REGULAR SEASON TEAM RECORDS

7	at Indianapolis, 11/14/04
6	7x - last: at Jacksonville, 12/17/17

TWO-POINT CONVERSIONS

Season	
3	2007
2	2017
	2015
	2006
	2002

Game	
1	18x - last: at Kansas City, 10/13/19

DEFENSIVE TOUCHDOWNS

Season	
5	2014, 2004
4	2018, 2017
3	2015, 2012, 2007, 2006, 2002

Game	
2	vs. Tennessee, 9/30/12 at Pittsburgh, 12/8/02

SCORING MARGIN

Margin of Victory	
43	vs. Tennessee, 10/1/17
34	at Tennessee, 10/23/11
30	vs. Baltimore, 10/21/12
29	vs. Cincinnati, 10/26/08
28	at Tennessee, 12/27/15 at Tampa Bay, 11/13/11

Margin of Defeat	
38	at Jacksonville, 12/17/17
35	at Indianapolis, 11/14/04 vs. Cincinnati, 11/03/02
34	at Baltimore, 11/17/19
33	at New England, 12/17/06
32	at Seattle, 10/16/05
31	at San Francisco, 10/6/13

Comeback Victories (Points Behind)	
21	at San Diego, 9/9/13, 31-28 final
18	vs. Tennessee, 11/28/04, 31-21 final
17	at Washington, 9/19/10, 30-27 final (OT)
14	6x - last: vs. Kansas City, 10/13/19, 31-24 final

Largest Deficit Overcome	
25	vs. Tennessee, 10/21/07, down 32-7, 36-38 final
21	at San Diego, 9/9/13, down 28-7, 31-28 final vs. Baltimore, 12/13/10, down 21-0 and 28-7, 28-34 final (OT) at Arizona, 10/11/09, down 21-0, 21-28 final vs. Minnesota, 10/10/04, down 21-0, 28-34 final (OT) vs. Tennessee, 11/28/04, down 21-3, 31-21 final

Largest Lead Before Opponent Scores

34	at Tennessee, 12/27/15
34	vs. Indianapolis, 9/11/11
27	at Oakland, 9/14/14 at Tennessee, 10/23/11
24	vs. Tennessee, 11/30/14 vs. Seattle, 12/13/09

SCORING DRIVES

Longest Scoring Drive (Yards)

99	vs. Baltimore, 12/13/10, 15 plays, TD at Jacksonville, 10/18/15, 16 plays, TD
98	at Tennessee, 10/26/14, 11 plays, TD vs. Tennessee, 10/21/07, 7 plays, TD at Tennessee, 10/12/03, 2 plays, TD
97	vs. Tennessee, 11/26/18, 1 play, TD at Denver, 9/23/12, 14 plays, TD at Detroit, 11/22/12, 15 plays, TD vs. Jacksonville, 1/2/11, 10 plays, TD

Longest Scoring Drive (Plays)

19	vs. Pittsburgh, 10/2/11, 95 yards, TD vs. Atlanta, 12/4/11, 85 yards, TD
18	at N.Y. Giants, 11/5/06, 80 yards, TD
17	at Jacksonville, 9/6/12, 80 yards, TD
16	13x - last: vs. Tennessee, 12/29/19, 75 yds, TD

Longest Scoring Drive (Time)

10:55	vs. Pittsburgh, 10/2/11, 19 plays, 95 yards, TD
10:41	vs. Atlanta, 12/4/11, 19 plays, 85 yards, TD
10:26	vs. Kansas City, 9/9/07, 15 plays, 65 yards, FG
10:08	vs. Detroit, 10/19/08, 15 plays, 79 yards, TD
9:29	vs. Indianapolis, 12/24/06, 15 plays, 51 yards, FG

Shortest Scoring Drive (Yards)

-12	at Tennessee, 9/21/08, 4 plays, FG
-10	vs. Miami, 9/9/12, 4 plays, FG
-9	at Indianapolis, 10/20/19, 4 plays, FG
-7	vs. New England, 9/9/18, 4 plays, FG
-5	at Pittsburgh, 12/8/02, 4 plays, FG
-4	at Pittsburgh, 9/7/08, 4 plays, FG
-3	at Oakland, 12/3/06, 4 plays, FG
-1	at New York Jets, 12/15/18, 4 plays, FG at Jacksonville, 11/27/11, 4 plays, FG vs. Jacksonville, 9/28/03, 4 plays, FG

Shortest Scoring Drive (Plays)

1	21x - last: at Kansas City, 10/13/19, 3 yds, TD
---	---

Shortest Scoring Drive (Time)

0:02	vs. Cleveland, 11/6/11, 1 play, 0 yards, FG
0:04	at Philadelphia, 12/23/18, 1 play, 5 yards, TD vs. San Diego, 11/7/10, 1 play, 8 yards, TD vs. Jacksonville, 12/1/08, 1 play, 7 yards, TD at Denver, 11/7/04, 1 play, 1 yard, TD
0:07	vs. Arizona, 11/19/17, 1 play, 34 yards, TD

REGULAR SEASON TEAM RECORDS

vs. Jacksonville, 12/1/08 1 play, 40 yards, TD

0:09 at N.Y. Jets, 11/21/10, 1 play, 43 yards, TD

TOTAL OFFENSE

TOTAL OFFENSE

Most Net Yards Gained, Season

6,186 2010

6,129 2009

6,113 2008

5,954 2011

5,953 2012

Most Net Yards Gained, Game

653 vs. Jacksonville (OT), 11/18/12

592 vs. Atlanta, 10/6/19

549 at Green Bay, 12/7/08

526 at Washington (OT), 9/19/10

518 at Tennessee, 10/23/11

509 at Seattle, 10/29/17

Fewest Net Yards Gained, Season

3,572 2002

4,053 2005

4,306 2003

4,463 2006

5,035 2016

Fewest Net Yards Gained, Game

47 at Pittsburgh, 12/8/02

107 at Tampa Bay, 12/14/03

118 at San Diego, 9/15/02

120 at Buffalo, 9/11/05

124 at Oakland, 12/3/06

at Jacksonville, 12/7/03

Most Net Yards Allowed, Season

6,213 2019

6,082 2003

6,031 2010

5,824 2005

5,571 2014

5,546 2017

Most Net Yards Allowed, Game

535 at Tennessee, 10/12/03

525 at Detroit (OT), 11/22/12

519 at Philadelphia, 12/23/18

515 at Indianapolis, 9/17/06

511 vs. Denver, 12/22/13

Fewest Net Yards Allowed, Season

4,571 2011

4,821 2016

4,963 2015

5,081 2013

5,172 2012

Fewest Net Yards Allowed, Game

117 at Jacksonville, 9/16/12

119 vs. Jacksonville, 12/30/18

126 at Jacksonville, 12/26/04

148 at Tennessee, 10/23/11

150 vs. Jacksonville, 12/18/16

162 vs. Tennessee, 11/28/10

Most Net Yards Gained, Season, Both Teams

12,217 2010

12,005 2019

11,498 2008

11,327 2009

11,292 2018

11,125 2012

11,084 2014

10,844 2007

10,666 2017

Most Net Yards Gained, Game, Both Teams

1,111 Texans 640 vs. Jacksonville 458 (OT), 11/18/12

1,026 Texans 501 at Detroit 525 (OT), 11/22/12

993 Texans 458 at Tennessee 535, 10/12/03

988 Texans 509 at Seattle 479, 10/29/17

965 Texans 592 vs. Atlanta 373, 10/6/19

Fewest Net Yards Gained, Season, Both Teams

8,802 2002

9,856 2016

9,863 2006

9,877 2005

10,388 2003

10,525 2011

Fewest Net Yards Gained, Game, Both Teams

385 Texans 118 at San Diego 267, 9/15/02

426 Texans 124 at Oakland 302, 12/3/06

428 Texans 198 at New England 230, 12/17/06

436 Texans 120 at Buffalo 316, 9/11/05

443 Texans 165 at Indianapolis 278, 12/1/02

Most Net Yards Gained, First Half

364 vs. Seattle, 12/13/09

324 vs. Seattle, 9/29/13

306 at Miami, 12/27/09

303 at Tennessee, 10/23/11

301 at New Orleans, 9/25/11

Most Net Yards Gained, Second Half

365 vs. Atlanta, 10/6/19

328 at N.Y. Giants, 9/21/14

309 vs. Tennessee, 10/21/07

306 vs. Kansas City, 10/17/10

301 vs. Baltimore, 12/13/10

Fewest Net Yards Gained, First Half

21 at Pittsburgh, 12/8/02

24 vs. Tennessee, 10/21/07

REGULAR SEASON TEAM RECORDS

34	vs. Cincinnati, 12/24/16
46	at Tampa Bay, 12/14/03
47	at San Diego, 9/15/02
Fewest Net Yards Gained, Second Half	
-4	vs. Indianapolis, 10/23/05
26	at Pittsburgh, 12/8/02
41	at Arizona, 11/10/13
47	2x - last: at Jacksonville, 11/27/11
53	vs. New England, 12/13/15
Most Net Yards Allowed, First Half	
392	at Miami, 10/25/15
355	vs. Denver, 12/22/13
299	vs. Washington, 9/24/06
297	at Arizona, 10/11/09
292	at Indianapolis, 12/23/07
Most Net Yards Allowed, Second Half	
354	vs. Cleveland, 12/2/18
339	at Indianapolis (OT), 9/30/18
329	at New Orleans, 9/9/19
316	at Seattle, 10/29/17
312	at Los Angeles, 11/12/17
Fewest Net Yards Allowed, First Half	
31	vs. Baltimore, 12/21/14
43	at Jacksonville, 9/16/12
50	vs. San Francisco, 10/25/09
53	vs. Buffalo Bills, 10/14/18
54	vs. Tennessee, 11/28/10
Fewest Net Yards Allowed, Second Half	
41	at San Diego, 10/28/07
43	at Arizona, 10/11/09
46	vs. Oakland, 10/4/09
61	vs. Jacksonville, 10/30/11
65	at Jacksonville, 12/7/14
	at Tampa Bay, 11/13/11
Most Net Yards Gained, First Quarter	
185	at New Orleans, 9/25/11
184	at Tampa Bay, 11/13/11
179	vs. Tennessee, 10/1/17
178	vs. Indianapolis, 11/3/13
	vs. Tennessee, 10/3/16
174	vs. Seattle, 12/13/09
Most Net Yards Gained, Second Quarter	
207	at Tennessee, 10/23/11
191	vs. Tennessee, 11/26/18
190	vs. Seattle, 12/13/09
183	vs. Seattle, 9/29/13
179	at Miami, 12/27/09
174	vs. Buffalo, 10/13/02
Most Net Yards Gained, Third Quarter	
224	vs. Atlanta, 10/6/19
190	at Indianapolis, 12/30/12
183	at Oakland, 10/3/10

178	at N.Y. Giants, 9/21/14
175	vs. Carolina, 12/18/11
Most Net Yards Gained, Fourth Quarter	
257	at Atlanta, 10/4/15
253	vs. Tennessee, 10/21/07
203	vs. Jacksonville, 11/18/12
201	vs. Kansas City, 10/8/17
196	at Arizona, 10/11/09
Fewest Net Yards Gained, First Quarter	
-5	at Indianapolis, 11/14/04
-3	at Buffalo, 9/11/05
0	at Miami, 10/25/15
2	at Jacksonville, 12/17/17
	vs. Indianapolis, 10/9/14
4	vs. Jacksonville, 11/24/13
	at Pittsburgh, 12/8/02
Fewest Net Yards Gained, Second Quarter	
4	at San Francisco, 1/1/06
6	at San Diego, 9/15/02
9	vs. New England, 11/23/03
10	at Indianapolis, 12/22/11
11	at Oakland, 12/3/06
Fewest Net Yards Gained, Third Quarter	
0	at Arizona, 11/10/13
2	vs. Pittsburgh, 10/2/11
5	at Indianapolis, 9/17/06
7	at Kansas City, 9/26/04
10	vs. Philadelphia, 9/10/06
Fewest Net Yards Gained, Fourth Quarter	
-17	vs. Indianapolis, 10/23/05
-9	at Cincinnati, 11/9/03
-1	at Kansas City, 10/20/13
3	at Indianapolis, 12/31/17
4	at Jacksonville, 11/27/11
Most Net Yards Allowed, First Quarter	
220	vs. Buffalo, 11/19/06
219	at Miami, 10/25/15
218	vs. Indianapolis, 10/9/14
196	at Kansas City, 10/13/19
191	at Indianapolis, 11/8/09
171	vs. Pittsburgh, 9/18/05
Most Net Yards Allowed, Second Quarter	
244	vs. Indianapolis, 12/09/18
193	vs. Philadelphia, 9/10/06
185	vs. Denver, 12/22/13
184	vs. San Francisco, 12/10/17
177	vs. Tennessee, 12/21/03
Most Net Yards Allowed, Third Quarter	
224	at Indianapolis, 11/16/08
213	vs. Oakland, 11/17/13
205	at Los Angeles, 11/12/17
197	vs. New England, 12/1/13

REGULAR SEASON TEAM RECORDS

177	at Baltimore, 10/16/11
Most Net Yards Allowed, Fourth Quarter	
224	vs. Indianapolis, 9/12/10
223	at Seattle, 10/29/17
213	at Jacksonville, 11/14/10
210	vs. Green Bay, 11/21/04
205	at Oakland, 11/21/16
Fewest Net Yards Allowed, First Quarter	
-9	vs. N.Y. Jets, 9/13/03
-1	at Jacksonville, 12/26/04
1	vs. San Francisco, 10/25/09
3	at Oakland, 9/14/14
4	vs. Detroit, 10/18/08
Fewest Net Yards Allowed, Second Quarter	
-2	vs. Indianapolis, 11/3/13
0	at Jacksonville, 9/16/12
7	vs. Buffalo, 10/14/18
8	at Indianapolis, 12/31/17
11	at Carolina, 9/16/07
Fewest Net Yards Allowed, Third Quarter	
-5	vs. Miami, 9/9/12
1	at Tampa Bay, 11/13/11
4	vs. Tennessee, 9/15/13
	at Indianapolis, 12/30/12
6	at Cincinnati, 10/18/09
Fewest Net Yards Allowed, Fourth Quarter	
-3	at Kansas City, 10/13/19
2	vs. Oakland, 11/17/13
	at Pittsburgh, 9/7/08
3	vs. Dallas, 9/8/02
7	at Tennessee, 9/21/08
9	at San Diego, 9/9/13
	at Arizona, 10/11/09

RUSHING

RUSHING YARDS

Season	
2,448	2011
2,161	2014
2,123	2012
2,042	2010
2,021	2018
Game	
281	vs. Tennessee, 11/26/18
261	vs. Cleveland, 11/6/11
257	vs. Indianapolis, 9/12/10
249	at Oakland, 10/3/10
244	vs. Jacksonville, 1/2/11
222	at Tennessee, 10/23/11
Fewest, Season	

1,347	2002
1,475	2009
1,586	2007
1,651	2003
1,685	2006
Fewest, Game	
24	vs. N.Y. Giants, 10/10/10
25	at N.Y. Jets, 11/26/06
28	vs. Tennessee, 12/29/02
30	at Tennessee, 12/19/10
34	vs. Minnesota, 12/23/12
	at Dallas, 10/15/06
	at Buffalo, 11/16/03
Allowed, Season	
2,370	2003
2,303	2005
2,089	2002
1,962	2008
1,958	2013
Allowed, Game	
320	at Seattle, 10/16/05
256	at Baltimore, 11/17/19
248	at Miami, 10/25/15
247	at Washington, 12/22/02
245	vs. Tennessee, 12/29/19
244	at Jacksonville, 10/14/07
240	at Tennessee, 9/20/09
	at Cincinnati, 11/9/03
Fewest Allowed, Season	
1,323	2018
1,536	2011
1,560	2012
1,595	2016
1,597	2015
Fewest Allowed, Game	
18	at Washington, 9/19/10
24	vs. Tennessee, 11/28/10
27	at N.Y. Jets, 11/26/06
30	vs. Jacksonville, 12/30/18
	at Oakland, 11/21/16
	at Tennessee, 12/27/15
Season, Both Teams	
4,119	2005
4,021	2003
3,984	2011
3,946	2019
3,842	2014
Game, Both Teams	
442	Texans 244 vs. Jacksonville 198, 1/2/11
387	Texans 67 at Seattle 320, 10/16/05
386	Texans 281 vs. Titans 105, 11/26/18

REGULAR SEASON TEAM RECORDS

380	Texans 140 at Cincinnati 240, 11/9/03
378	Texans 122 at Baltimore 256, 11/17/19
367	Texans 249 at Oakland 118, 10/3/10
Fewest, Season, Both Teams	
3,186	2009
3,328	2015
3,344	2018
3,411	2007
3,436	2002
Fewest, Game, Both Teams	
52	Texans 25 at N.Y. Jets 27, 11/26/06
76	Texans 58 at Washington 18, 9/19/10
89	Texans 45 at Arizona 44, 10/11/09
112	Texans 39 at Los Angeles Chargers 73, 9/22/19
119	Texans 62 at Philadelphia 57, 12/23/18

ATTEMPTS

Season	
551	2014
546	2011
508	2012
481	2004
472	2018, 2015
Game	
54	at Cleveland, 11/16/14
48	at Jacksonville, 9/16/12
47	at Tennessee, 10/23/11
46	vs. Tampa Bay, 9/27/15
	at Oakland, 9/14/14
44	3x - last: vs. Atlanta, 12/4/11
Fewest, Season	
414	2013
417	2007
421	2003
423	2010
424	2002
Fewest, Game	
12	vs. Tennessee, 10/21/07
13	vs. N.Y. Jets, 9/13/09
14	at Minnesota, 10/09/16
	vs. N.Y. Jets, 11/26/06
15	vs. N.Y. Giants, 10/10/10
Season, Opponent	
533	2003
509	2002
506	2005
454	2013
446	2006
Game, Opponent	
57	at Cincinnati, 11/9/03
47	at San Francisco, 1/1/06 (OT)
46	at Washington, 12/22/02

43	vs. Cincinnati, 11/23/14
42	7x - last: at N.Y. Giants, 9/21/14
Fewest, Season, Opponent	
378	2011
385	2018
388	2015
390	2012
397	2009
	2016
Fewest, Game, Opponent	
9	vs. Cleveland, 12/2/18
10	vs. New Orleans, 11/29/15
	vs. Indianapolis, 9/12/10
11	at Kansas City, 10/13/19
	at Tennessee, 12/27/15
12	vs. Baltimore, 10/21/12
	vs. Tennessee, 11/28/10
	vs. Jacksonville, 10/31/04

RUSHING AVERAGE

Season	
4.83	2010
4.63	2019
4.48	2011
4.28	2018
4.27	2008
4.21	2013
4.18	2012
4.16	2005
Game	
8.26	vs. Tennessee, 11/26/18 (34-281)
7.83	at New Orleans, 9/9/19 (23-180)
7.37	at Cincinnati, 11/9/03 (19-140)
7.32	at Detroit (OT), 11/22/12 (28-205)
7.23	vs. Buffalo, 11/19/06 (26-188)
7.10	at Indianapolis, 11/16/08 (21-149)
Lowest, Season	
3.18	2002
3.47	2009
3.67	2015
3.80	2007
Lowest, Game	
1.21	at Buffalo, 11/16/03 (28-34)
1.27	vs. Tennessee, 12/29/02 (22-28)
1.42	at Pittsburgh, 12/8/02 (26-37)
1.60	vs. N.Y. Giants, 10/10/10 (15-24)
1.61	vs. Buffalo, 9/28/14 (23-37)
Season, Opponent	
4.81	2019
4.55	2005
4.47	2008

REGULAR SEASON TEAM RECORDS

4.45 2003

4.42 2004

4.39 2006

Game, Opponent

9.60 at Tennessee, 9/20/09 (25-240)

9.38 at Jacksonville, 10/14/07 (26-244)

8.64 vs. Jacksonville, 12/28/14 (14-121)

7.92 at Tennessee, 12/3/17 (25-198)

7.62 at Seattle, 10/16/05 (42-320)

Lowest, Season, Opponent

3.44 2018

3.97 2017

4.00 2014

2012

4.02 2016

4.04 2010

4.06 2011

Lowest, Game, Opponent

1.04 at N.Y. Jets, 11/26/06 (26-27)

1.06 at Washington, 9/19/10 (17-18)

1.50 at Oakland, 11/21/16 (20-30)

1.57 at Seattle, 10/29/17 (21-33)

1.88 vs. Jacksonville, 12/30/18 (16-30)

2.00 vs. Tennessee, 11/28/10 (12-24)

RUSHING TOUCHDOWNS

Season

20 2010

19 2012

18 2011

17 2019

16 2008

2004

Game

4 vs. New England, 12/1/13

3 14x - last: at Kansas City, 10/13/19

Season, Opponent

21 2005

18 2008

17 2009

16 2010

2006

Game, Opponent

5 at Seattle, 10/16/05

4 at Atlanta, 10/4/15

vs. Jacksonville, 9/27/09

vs. Jacksonville, 12/24/05

100-YARD RUSHING GAMES BY AN INDIVIDUAL

Season

11 2011

8 2014

2010

7 2012

5 2008

2004

Season, Opponent

10 2005

7 2004

2003

6 2007

5 2008

2002

CONSECUTIVE GAMES WITH A RUSHING TOUCHDOWN

Texans

9 at Philadelphia 12/23/18 – at Indianapolis 10/20/19

7 at Oakland 10/3/10 – at N.Y. Jets 11/21/10

vs. Tennessee 11/28/04 – at Buffalo 9/11/05

6 at Tennessee 10/23/11 – vs. Atlanta 12/4/11

5 vs. Tennessee 9/30/12 – vs. Buffalo 11/4/12
vs. Carolina 12/18/11 – at Jacksonville 9/16/12

at Oakland 12/3/06 – vs. Cleveland 12/31/06

Opponent

6 at Pittsburgh 9/7/08 – vs. Detroit 10/19/08

at Baltimore 11/27/17 – vs. Pittsburgh 12/25/17

5 at Philadelphia 12/2/10 – vs. Jacksonville 1/2/11

at Washington 9/19/10 – vs. Kansas City 10/17/10

at Buffalo 11/1/09 – at Jacksonville 12/6/09

at Dallas 10/15/06 – at Jacksonville 11/12/06

at Jacksonville 11/6/05 – at Baltimore 12/4/05

at New Orleans 9/14/03 – vs. N.Y. Jets 10/19/03

PASSING

NET YARDS PASSING

Most, Season

4,654 2009

4,267 2008

4,144 2010

3,833 2015

3,830 2012

Most, Game

504 vs. Jacksonville (OT), 11/18/12

468 at Washington (OT), 9/19/10

426 vs. Atlanta, 10/6/19

408 at Green Bay, 12/7/08

403 vs. Oakland, 10/9/11

385 vs. Cincinnati, 10/18/09

Fewest, Season

2,225 2002

2,237 2005

REGULAR SEASON TEAM RECORDS

2,655	2003
2,778	2006
3,176	2016
Fewest, Game	
-5	at Oakland, 12/3/06
6	vs. Indianapolis, 10/23/05
10	at Pittsburgh, 12/8/02
25	at Buffalo, 9/11/05
29	at San Diego, 9/15/02
Most Allowed, Season	
4,280	2010
4,276	2019
4,167	2018
3,890	2014
3,799	2017
3,712	2003
3,682	2007
Most Allowed, Game	
462	at Philadelphia, 12/23/18
446	at Seattle, 10/29/17
437	vs. Indianapolis (OT), 9/30/18
421	at Tennessee, 10/12/03
419	at Detroit (OT), 11/22/12
	vs. Indianapolis, 9/12/10
Fewest Allowed, Season	
3,035	2011
3,123	2013
3,141	2002
3,226	2016
3,336	2015
Fewest Allowed, Game	
31	at Jacksonville, 12/26/04
52	at Jacksonville, 9/16/12
83	vs. Jacksonville, 12/18/16
86	at Tennessee, 10/29/06
89	vs. Jacksonville, 12/30/18
Most, Season, Both Teams	
8,424	2010
8,141	2009
8,059	2019
7,948	2018
7,690	2008
7,442	2012
Most, Game, Both Teams	
876	Texans 504 vs. Jacksonville 378 (OT), 11/18/12
871	Texans 468 at Washington 403 (OT), 9/19/10
813	Texans 367 at Seattle 446, 10/29/17
788	Texans 367 at Tennessee 421, 10/12/03
784	Texans 347 at Indianapolis 437 (OT), 9/30/18
771	Texans 309 at Philadelphia 462, 12/23/18
Fewest, Season, Both Teams	
5,366	2002

5,758	2005
6,222	2006
6,367	2003
6,402	2016
Fewest, Game, Both Teams	
145	Texans 114 at Jacksonville 31, 12/26/04
172	Texans 29 at San Diego 143, 9/15/02
184	Texans -5 at Oakland 189, 12/3/06
189	Texans 25 at Buffalo 164, 9/11/05
218	Texans 93 at New England 125, 12/14/06

GROSS YARDS PASSING

Most, Season	
4,803	2009
4,474	2008
4,370	2010
4,183	2013
4,165	2018
Most, Game	
527	vs. Jacksonville (OT), 11/18/12
497	at Washington (OT), 9/19/10
426	vs. Atlanta, 10/6/19
416	vs. Oakland, 10/9/11
414	vs. Green Bay, 12/7/08
Fewest, Season	
2,636	2002
2,661	2005
2,841	2003
3,032	2006
3,418	2016
Fewest, Game	
32	at Oakland, 12/3/06
33	at Pittsburgh, 12/8/02
48	vs. Indianapolis, 10/23/05
64	at Tampa Bay, 12/14/03
70	at Buffalo, 9/18/05
Most Allowed, Season	
4,499	2010
4,491	2019
4,477	2018
4,141	2014
3,999	2017
3,881	2012
3,878	2007
Most Allowed, Game	
471	at Philadelphia, 12/23/18
464	at Indianapolis (OT), 9/30/18
452	at Seattle, 10/29/17
441	at Detroit (OT), 11/22/12
433	vs. Indianapolis, 9/12/10
Fewest Allowed, Season	
3,310	2013

REGULAR SEASON TEAM RECORDS

3,322	2011
3,378	2002
3,424	2016
3,598	2008

Fewest Allowed, Game

54	at Jacksonville, 12/26/04
76	at Jacksonville, 9/16/12
87	at Tennessee, 10/29/06
92	at Jacksonville, 12/18/16
97	vs. Jacksonville, 10/30/11

PASS ATTEMPTS

Most, Season

633	2013
619	2015
593	2009
583	2016
574	2010

Most, Game

62	vs. Baltimore (OT), 12/13/10
58	at Carolina, 9/20/15
	at Jacksonville, 12/5/13
57	at Atlanta, 10/4/15
55	vs. Jacksonville (OT), 11/18/12
54	at Tennessee Titans, 12/19/10
	at N.Y. Jets, 11/26/06

Fewest, Season

439	2003
447	2002
449	2005
467	2011
471	2004

Fewest, Game

9	vs. Indianapolis, 10/23/05
10	at Pittsburgh, 12/8/02
14	at Oakland, 12/3/06
15	at Tampa Bay, 11/13/11
	vs. Cleveland, 12/31/06

Most, Season, Opponent

619	2014
594	2018
586	2019
581	2012
553	2015
547	2010
546	2007

Most, Game, Opponent

62	at Indianapolis (OT), 9/30/18
61	at Detroit (OT), 11/22/12
58	at Pittsburgh, 12/8/02
57	vs. Indianapolis, 9/12/10

55	at Miami, 12/27/09
----	--------------------

Fewest, Season, Opponent

469	2005
471	2008
484	2013
501	2017
502	2003

Fewest, Game, Opponent

11	at San Diego, 10/28/07
15	at San Francisco, 10/6/13
	at Tennessee, 10/29/06
16	vs. St. Louis, 10/13/13
18	at Minnesota, 11/2/08
	at Pittsburgh, 9/7/08

PASS COMPLETIONS

Most, Season

399	2009
371	2013
367	2008
365	2010
358	2015

Most, Game

43	vs. Jacksonville (OT), 11/18/12
39	at N.Y. Jets, 11/26/06
38	at Washington (OT), 9/19/10
35	at Tennessee, 12/19/10
	at Arizona, 10/11/09

Fewest, Season

235	2002
248	2003
270	2005
286	2004
288	2011

Fewest, Game

3	at Pittsburgh, 12/8/02
6	vs. Indianapolis, 10/23/05
	at San Diego, 9/15/02
7	at Oakland, 12/3/06
8	vs. Pittsburgh, 12/25/17

Most, Season, Opponent

385	2018
375	2019
363	2014
361	2007
354	2010
344	2009
	2004

Most, Game, Opponent

40	vs. Indianapolis, 9/12/10
	vs. Indianapolis (OT), 9/30/18
36	vs. Minnesota, 10/10/04

REGULAR SEASON TEAM RECORDS

35 at Philadelphia, 12/23/18
at Miami, 12/27/09

34 at Indianapolis, 11/8/09

Fewest, Season, Opponent

279 2011

281 2002

287 2013

294 2008

297 2003

Fewest, Game, Opponent

6 at San Francisco, 10/6/13

7 at San Diego, 10/28/07

at Tennessee, 10/29/06

8 vs. Tennessee, 12/29/02

9 at Jacksonville, 9/16/12

TOUCHDOWN PASSES

Most, Season

29 2015

2009

28 2017

27 2019

26 2018

24 2007

2010

Most, Game

6 vs. Tennessee, 11/30/14

5 vs. Atlanta, 10/6/19

vs. Miami, 10/25/18

vs. Kansas City, 10/8/17

vs. Jacksonville (OT), 11/18/12

4 vs. New England, 12/1/19

at Seattle, 10/29/17

vs. Tennessee, 10/1/17

at Denver, 9/23/12

at Cincinnati, 10/18/09

at Tennessee, 9/20/09

vs. Tennessee, 10/21/07

Most, Season, Opponent

33 2019

2010

32 2004

30 2017

29 2013

2012

Most, Game, Opponent

6 vs. Green Bay, 10/14/12

5 at Indianapolis, 11/14/04

vs. Minnesota (OT), 10/10/04

vs. New England, 9/24/17

4 14x - last: at Baltimore, 11/17/19

CONSECUTIVE GAMES WITH A PASSING TOUCHDOWN

Texans

16 at Jacksonville 11/14/10 – vs. Jacksonville 10/30/11

15 at New England 9/9/18 - at Philadelphia 12/23/18

14 vs. Baltimore 12/21/14 – at Buffalo 12/06/15

12 at Indianapolis 11/8/09 – at Oakland 10/3/10

at Jacksonville 10/14/07 – vs. Jacksonville 12/30/07

Opponent

22 at Oakland 9/14/14 – at Miami 10/25/15

20 at Tennessee 12/3/17 - at Philadelphia 12/23/18

12 vs. Cleveland 1/2/05 – vs. St. Louis 11/27/05

FIRST DOWNS

FIRST DOWNS

Most, Season

360 2010

346 2019

341 2012

340 2009

2008

335 2015

Most, Game

39 vs. Jacksonville (OT), 11/18/12

35 at Kansas City, 10/13/19

33 vs. Tennessee, 10/1/17

31 vs. Atlanta, 10/6/19

30 vs. Tampa Bay, 9/27/15

at Indianapolis (OT), 9/30/18

29 7x; last vs. Oakland, 10/27/19

Fewest, Season

208 2002

237 2003

243 2005

282 2006

295 2007

Fewest, Game

3 at Pittsburgh, 12/8/02

7 at Tampa Bay, 12/14/03

at Jacksonville, 12/7/03

at San Diego, 9/15/02

vs. New England, 12/13/15

Most Allowed, Season

352 2010

348 2005

346 2019

336 2003

329 2014

325 2007

Most Allowed, Game

REGULAR SEASON TEAM RECORDS

34	at Indianapolis, 9/17/06
33	at Indianapolis, 12/23/07
31	at Seattle, 10/16/05
30	4x - last: vs. Philadelphia, 11/2/14
Fewest Allowed, Season	
270	2011
272	2016
281	2015
282	2013
291	2002
292	2012
Fewest Allowed, Game	
6	vs. Jacksonville, 12/30/18 at Jacksonville, 12/26/04
8	at Chicago, 11/11/12 vs. Oakland, 10/4/09
9	vs. Tennessee, 10/1/17 at Jacksonville, 9/16/12 vs. Tennessee, 11/28/10 at Buffalo, 11/1/09 vs. Jacksonville, 12/18/16
Most, Season, Both Teams	
712	2010
692	2019
642	2014
640	2009
	2008
633	2012
Most, Game, Both Teams	
58	Texans 30 vs. Indianapolis 28 (OT), 9/30/18
56	Texans 39 vs. Jacksonville 17 (OT), 11/18/12
55	Texans 26 at Detroit 29 (OT), 11/22/12 Texans 27 vs. Indianapolis 28, 11/29/09
53	Texans 31 vs. Atlanta 22, 10/6/19 Texans 29 at Browns 24, 11/16/14
Fewest, Season, Both Teams	
499	2002
573	2003
589	2013
591	2011
	2005
Fewest, Game, Both Teams	
21	Texans 13 at Chicago 8, 11/11/12
23	Texans 9 at Jacksonville 14, 11/27/11 Texans 10 at Indianapolis 13, 12/1/02 Texans 7 at San Diego 16, 9/15/02
24	Texans 16 vs. Oakland 8, 10/4/09 Texans 13 vs. Dallas 11, 9/8/02

RUSHING FIRST DOWNS

Most, Season

131	2011
118	2010
114	2012
112	2019
108	2014
106	2008
	2006
Most, Game	
16	at Jacksonville, 9/16/12
15	vs. Indianapolis, 9/12/10
14	vs. Cleveland, 11/6/11 at Tennessee, 10/23/11 vs. Indianapolis, 12/24/06
Fewest, Season	
59	2002
86	2017
	2003
89	2005
90	2013
	2015
Fewest, Game	
1	at New York Jets, 12/15/18 vs. Tennessee, 11/1/15 vs. Minnesota, 12/23/12 vs. Tennessee, 11/23/09 vs. Tampa Bay, 12/9/07 vs. Tennessee, 10/21/07 at Dallas, 10/15/06 at Pittsburgh, 12/8/02
Most, Season, Opponent	
130	2003
123	2005
116	2002
115	2006
114	2008
Most, Game, Opponent	
19	at Seattle, 10/16/05
16	at Cincinnati, 11/9/03
15	vs. Jacksonville, 1/2/11 vs. Kansas City, 11/20/05 at Washington, 12/22/02
Fewest, Season, Opponent	
73	2011
76	2018
79	2015
87	2016
88	2017
	2013
Fewest, Game, Opponent	
0	at Indianapolis, 10/20/19
1	vs. Arizona, 11/19/17

REGULAR SEASON TEAM RECORDS

at New England, 9/24/17
vs. Jacksonville, 1/3/16
at Tennessee, 12/27/15
vs. Baltimore, 12/21/14
at Tennessee, 10/26/14
vs. Tennessee, 11/28/10
vs. Oakland, 10/4/09
at Carolina, 9/16/07

PASSING FIRST DOWNS

Most, Season

231 2009
222 2010
210 2015

2008

205 2012
203 2019

Most, Game

26 vs. Jacksonville (OT), 11/18/12
23 at Indianapolis (OT), 9/30/18
Washington (OT), 9/19/10
21 vs. Baltimore (OT), 12/13/10
at Cincinnati, 10/18/09
20 at Kansas City, 10/13/19
vs. Seattle, 9/29/13
at Tennessee, 12/19/10

Fewest, Season

119 2002
127 2003
142 2005
156 2006
171 2014

Fewest, Game

1 at Pittsburgh, 12/8/02
vs. Indianapolis, 9/22/02
2 at Oakland, 12/3/06
3 at Tampa Bay, 12/14/03
4 8x - last: vs. New England, 12/13/15

Most, Season, Opponent

220 2019
211 2010
206 2014
200 2018
197 2007
194 2004

Most, Game, Opponent

23 at Indianapolis (OT), 9/30/18
21 vs. Kansas City, 10/8/17
at Detroit (OT), 11/22/12
at Indianapolis, 11/16/08
at Indianapolis, 9/17/06

vs. Minnesota (OT), 10/10/04

Fewest, Season, Opponent

155 2002
157 2016
158 2013
166 2011
167 2008

2012

Fewest, Game, Opponent

2 at Jacksonville, 12/26/04
4 6x, last vs. Jacksonville, 12/30/18

FIRST DOWNS BY PENALTY

Most, Season

47 2017
37 2018
35 2015
34 2014
31 2019

Most, Game

8 vs. Jacksonville, 9/10/17
6 vs. Cincinnati, 11/3/02
5 9x, last; vs. Oakland, 10/27/19

Fewest, Season

9 2007
12 2005
14 2011
16 2009
19 2013

Most, Season, Opponent

37 2017
2005
36 2013
34 2014
2009
31 2012
2011

Most, Game, Opponent

7 at Jacksonville, 12/5/13
6 vs. Indianapolis, 10/8/15
at Indianapolis, 12/22/11
at Indianapolis, 11/8/09

Fewest, Season, Opponent

19 2008
20 2002
21 2007
2004

FIELD GOALS

FIELD GOALS

REGULAR SEASON TEAM RECORDS

Most, Season

37	2018
35	2016
32	2011
31	2012
30	2014
29	2008
27	2010

Fewest, Season

17	2004
	2002
18	2003
19	2006
20	2019
	2017

Most Attempted, Season

42	2018
41	2016
38	2012
	2011
35	2014
	2013
34	2005

Fewest Attempted, Season

22	2003
24	2004
	2002
25	2019
	2017
	2006
27	2015

Most Attempted, Game

7	at Miami, 9/7/03
6	vs. Baltimore, 12/21/14
	vs. Indianapolis, 12/16/12
5	11x - last: at New York Jets, 12/15/18

Most Converted, Game

6	vs. Baltimore, 12/21/14
5	7x, last at New York Jets, 12/15/18

Consecutive Games Scoring Field Goals

19	9/22/13 - 10/5/14
17	10/23/11 - 10/21/12
15	11/1/10 - 10/9/11
10	11/13/05 - 9/17/06

Most Field Goals Made, Season, Opponent

33	2017
30	2013
	2011
28	2007
	2005
	2003

Fewest Field Goals Made, Season, Opponent

19	2014
20	2015
	2009
21	2019
	2012
	2010
22	2004

Most Field Goals Attempted, Season, Opponent

36	2011
35	2017
	2013
	2003
34	2002

Fewest Field Goals Attempted, Season, Opponent

22	2014
23	2009
24	2012
26	2019
	2018
	2015

Most Field Goals Attempted, Game, Opponent

8	vs. Tennessee, 10/21/07*
5	7x - last: at Kansas City, 10/08/17

Most Field Goals Converted, Game, opponent

8	vs. Tennessee, 10/21/07*
5	4x last; at Kansas City 10/08/17

* NFL record.

Most Field Goals Converted, Game, Both Teams

9	Texans 5 vs. Miami 4, 10/7/07
8	Texans 0 vs. Tennessee 8*, 10/21/07

* NFL record.

PUNTING

PUNTS

Most, Season

116	2002
97	2003
96	2015
92	2017
88	2013
	2012

Most, Game

11	at Jacksonville, 12/17/17
	at Indianapolis, 12/1/02
10	6x - last: at Tennessee, 12/2/12

Fewest, Season

53	2008
55	2007
57	2019
63	2010

REGULAR SEASON TEAM RECORDS

67	2009
72	2016
Fewest, Game	
0	vs. Kansas City, 10/13/19
1	vs. Atlanta, 10/6/19
	at Washington, 11/18/18
	at Buffalo, 11/1/09
	vs. Miami, 10/7/07
Most Punts, Season, opponent	
101	2015
98	2002
92	2012
91	2013
Most Punts, Game, Opponent	
11	vs. Oakland, 11/17/13
10	at San Francisco, 1/1/06
	at San Diego, 9/15/02
Fewest Punts, Season, Opponent	
56	2019
59	2007
63	2005
65	2006
67	2010
	2008
Fewest Punts, Game, Opponent	
0	at Baltimore, 11/17/19
	vs. Jacksonville, 10/14/07
	vs. Indianapolis, 10/23/05
1	5x - last: at Indianapolis, 11/16/08
Most Punts, Season, Both Teams	
214	2002
197	2015
180	2012
179	2013
173	2017
172	2003
167	2014
Most Punts, Game, Both Teams	
20	Texans 9 vs. Oakland 11, 11/17/13
	Texans 11 at Indianapolis 9, 12/1/02
	Texans 10 at San Diego 10, 9/15/02
19	Texans 10 at Jacksonville 9, 11/27/11
	Texans 10 vs. Dallas 9, 9/8/02
Fewest Punts, Season, Both Teams	
113	2019
114	2007
120	2008
130	2010
140	2005
Fewest Punts, Game, Both Teams	
2	Texans 0 at Kansas City 2, 10/13/19
	Texans 2 at Jacksonville 0, 10/14/07

3	Texans 3 at Baltimore 0, 11/17/19
	Texans 2 at Indianapolis 1, 11/16/08
	Texans 1 vs. Miami 2, 10/7/07
	Texans 2 at Indianapolis 1, 12/24/06

PUNT YARDS

Most Yards, Season

4,720	2002
4,533	2015
4,507	2017
4,189	2013
4,150	2012
4,028	2003

Most Yards, Game

518	at Jacksonville, 12/17/17
489	at Tennessee, 12/2/12
442	vs. Oakland, 11/17/13
440	at Cincinnati, 9/14/17
436	at Jacksonville, 11/27/11
435	at Indianapolis, 12/1/02

Fewest Yards, Season

2,240	2008
2,296	2007
2,559	2019
2,650	2010
2,866	2009
2,990	2005

Fewest Yards, Game

0	at Kansas City, 10/13/19
30	at Washington, 11/18/18
35	vs. Atlanta, 10/6/19
39	at Buffalo, 11/1/09
47	vs. Miami, 10/7/07
59	vs. Cincinnati, 10/26/08
	vs. Carolina, 12/18/11

Most Yards, Season, Opponent

4,693	2015
4,176	2012
4,161	2013
3,896	2011
3,892	2002

Most Yards, Game, Opponent

540	vs. Oakland, 11/17/13
470	at Jacksonville, 9/16/12
449	vs. Jacksonville, 12/30/18
427	at Tennessee, 12/27/15
	vs. Oakland, 10/4/09
413	vs. Buffalo, 9/28/14

Fewest Punting Yards, Season, Opponent

2,528	2005
2,535	2007

REGULAR SEASON TEAM RECORDS

2,632	2019
2,880	2004
2,930	2010
2,949	2006
Fewest Punting Yards, Game, Opponent	
0	at Baltimore, 11/17/19 vs. Jacksonville, 10/14/07 vs. Indianapolis, 10/23/05
39	vs. Pittsburgh, 9/18/05
41	at Seattle, 10/16/05
45	at Indianapolis, 9/14/06
Highest Punting Average, Season	
49	2017, 92 punts
47.6	2013, 88 punts
47.5	2016, 72 punts
47.2	2015, 96 punts
47.2	2012, 88 punts
45.8	2014, 84 punts
45.6	2019, 56 punts
Lowest Punting Average, Season	
38.8	2005, 77 punts
40.7	2002, 116 punts
41.2	2004, 73 punts
41.5	2003, 97 punts
41.6	2006, 76 punts
Highest Punting Average, Game (Minimum 4 punts)	
58.9	at Arizona, 11/10/13, 7 punts
58.5	at New England, 9/24/17, 4 punts
54.5	vs. Indianapolis, 10/9/14, 4 punts
54.2	at Denver, 9/23/12, 5 punts
53.0	vs. Seattle, 10/29/17, 5 punts
52.8	vs. Atlanta, 12/4/11, 5 punts
Highest Punting Average, Season, Opponent	
47.3	2017, 81 punts
47.0	2019, 56 punts
46.9	2011, 83 punts
46.8	2009, 76 punts
46.7	2018, 80 punts
46.5	2015, 101 punts
Lowest Punting Average, Game (Minimum 4 punts)	
30.7	at Chicago, 12/19/04, 7 punts
33.8	at Indianapolis, 11/14/04, 4 punts
34.2	at Jacksonville, 11/12/06, 5 punts
34.3	at Cleveland, 11/25/07, 4 punts
34.7	vs. Jacksonville, 11/17/02, 6 punts
Highest Punting Average, Game, Opponent (Minimum 4 punts)	
56.8	at Oakland, 12/3/06, 4 punts at Dallas, 10/15/06, 4 punts
53.9	at Carolina, 9/20/15, 7 punts
53.4	vs. Oakland, 10/4/09, 8 punts
52.8	at San Diego, 10/28/07, 5 punts
Lowest Punting Average, Season, Opponent	

39.7	2002, 98 punts
40.1	2005, 63 punts
41.7	2004, 69 punts
	2003, 75 punts
43	2007, 59 punts
Lowest Punting Average, Game, Opponent (Minimum 4 punts)	
25.7	at Washington, 12/22/02, 7 punts
31.2	at San Francisco, 1/1/06, 10 punts
31.3	vs. New England, 11/23/03, 4 punts
33	vs. Cleveland, 10/30/05, 4 punts
34	at Cleveland, 11/25/07, 5 punts

PUNT RETURNS

PUNT RETURN TOUCHDOWNS

Most Touchdowns, Punt Returns

2	2008	Jacoby Jones 73 yards vs. Cincinnati, 10/26/08; Jacoby Jones 70 vs. Miami, 10/12/08
1	2013	Keshawn Martin 87 vs. Oakland, 11/17/13
	2011	Jacoby Jones 79 vs. Indianapolis, 9/11/11
	2002	Avion Black 76 vs. Baltimore, 12/15/02
	2016	Will Fuller V 67 vs. Tennessee, 10/2/16

Most Touchdowns, Punt Returns, Opponent

1	2017	Tyreek Hill 82 yards vs. Kansas City, 10/8/17
	2016	Marcus Sherels 79 yards at Minnesota, 10/9/16
	2013	Tandon Doss 76 at Baltimore, 9/22/13
	2012	Marcus Thigpen 72 vs. Miami, 9/9/12
	2008	Johnnie Lee Higgins 80 at Oakland, 12/21/08
	2006	Adam Jones 53 at Tennessee, 10/29/06
	2005	Adam Jones 52 at Tennessee, 12/11/05
	2003	Dante Hall 73 vs. Kansas City, 9/21/03

PUNT RETURNS

Most, Season

53	2002
52	2015
51	2011
45	2009
42	2013

Most, Game

7	vs. Oakland, 11/17/13 at Jacksonville, 11/27/11 vs. Oakland, 10/4/09 at Baltimore, 12/4/05
6	vs. Jacksonville, 12/30/18 at Carolina, 9/20/15 at Jacksonville, 9/16/12

Fewest, Season

REGULAR SEASON TEAM RECORDS

22	2019
23	2006
30	2005
32	2008
33	2007

Most Returns, Season, Opponent

60	2015
58	2002
49	2017
48	2016
	2012

Most Returns, Game, Opponent

7	2x last; vs. Cincinnati 12/24/16
6	12x - last, at Denver, 11/4/18

Fewest Punt Returns, Season, Opponent

19	2007
21	2008
24	2019
	2009
29	2010
30	2004

PUNT RETURN YARDS

Most Yards, Season

529	2011
512	2002
449	2009
414	2012
386	2008

Most Yards, Game

125	vs. Oakland, 11/17/13
100	at Arizona, 10/11/09
92	vs. Baltimore, 12/15/02
91	at Jacksonville, 11/27/11
	vs. Indianapolis, 9/11/11

Fewest Yards, Season

208	2014
214	2019
223	2005
235	2010
242	2006

Fewest Yards, Game

-12	vs. Detroit, 10/19/08
-6	at Denver, 11/7/04
-4	at Tennessee, 12/2/07
-3	2x last; at Indianapolis, 12/31/17

Most Punt Return Yards, Season, Opponent

612	2015
608	2017
530	2013
483	2012
477	2016

Most Punt Return Yards, Game, Opponent

100	at Minnesota, 10/09/16
98	vs. Cincinnati, 9/14/17
93	at Baltimore, 9/22/13
83	vs. Kansas City, 10/08/17
82	vs. Pittsburgh, 12/25/17

Fewest Punt Return Yards, Season, Opponent

82	2019
104	2009
151	2007
219	2005
233	2010

Fewest Punt Return Yards, Game, Opponent

-4	vs. Oakland, 10/4/09
-3	at Pittsburgh, 9/7/08
-2	at San Diego, 9/15/02
-1	at Los Angeles Chargers, 9/22/19
	at Indianapolis, 12/1/02

PUNT RETURN AVERAGE

Highest Average, Season

12.1	2008
10.9	2016
10.89	2012
10.52	2006
10.37	2011
9.98	2009

Highest Average, Game (Minimum 4 returns)

21.75	vs. Miami, 10/12/08
20	at Arizona, 10/11/09
18.25	at Buffalo, 11/1/09
17.86	vs. Oakland, 11/17/13
16.75	at Tennessee, 12/2/12

Lowest Average, Season

6.12	2014
6.65	2010
6.71	2003
7.25	2015
7.43	2005
8.23	2004

Lowest Average, Game (Minimum 4 returns)

0.8	vs. San Francisco, 12/10/17
1.8	vs. Tennessee (OT), 9/15/13
2.25	vs. Baltimore, 10/21/12
2.5	at Tampa Bay, 11/13/11
3.0	2x; vs. Kansas City, 9/18/16

Highest punt return Average, Season, opponent

12.41	2017
12.38	2014
12.32	2013
11.19	2008
10.2	2015

REGULAR SEASON TEAM RECORDS

Highest punt return Average, Game, Opponent (Minimum 4 returns)

19.8	vs. Kansas City, 10/8/17
17.25	at Jacksonville, 10/27/02
16.8	at Indianapolis, 12/20/15
16.4	vs. Pittsburgh, 12/25/17
16.3	at Cincinnati, 9/14/2017
16	vs. Indianapolis, 9/22/02

Lowest Punt Return Average, Season, Opponent

3.4	2019
4.33	2009
5.66	2002
6.64	2005
7.5	2018
7.64	2006

Lowest Punt Return Average, Game, Opponent (Minimum 4 returns)

-0.3	at San Diego, 9/15/02
-0.2	at Indianapolis, 12/1/02
1	at Jacksonville, 11/27/11
1.4	vs. Dallas, 9/8/02
2.1	vs. Cincinnati, 12/24/16

KICKOFF RETURNS

KICKOFF RETURN TOUCHDOWNS

Most Touchdowns, Kickoff Returns, Season

4	2007
2	2005
1	2009

Most Touchdowns, Kickoff Returns, Game

2	André Davis 104 and 97 yards vs. Jacksonville, 12/30/2007
1	Jacoby Jones 95 vs. Oakland, 10/4/09
	André Davis 97 vs. Tampa Bay, 12/9/07
	Jerome Mathis 84 vs. Indianapolis, 9/23/07
	Jerome Mathis 99 vs. Kansas City, 10/23/05
	Jerome Mathis 89 vs. Indianapolis, 10/23/05

Most Touchdowns, Kickoff Returns, Season, Opponent

2	2012
1	2016
	2010
	2006
	2004
	2002

Most Touchdowns, Kickoff Returns, Game, Opponent

1	Marqise Lee 100 yards vs. Jacksonville, 12/18/16
	Deji Karim 101 yards at Indianapolis, 12/30/12
	Joe McKnight 100 at N.Y. Jets, 10/8/12
	David Reed 103 vs. Baltimore (OT), 12/13/10
	Ellis Hobbs 93 at New England, 12/17/06
	Eddie Drummond 99 at Detroit, 9/19/04
	André Davis 95 at Cleveland, 10/20/02

KICKOFF RETURNS

Most, Season

84	2005
80	2003
77	2002
74	2007
72	2008

Most, Game

8	4x - last: at Indianapolis, 11/16/08
7	20x - last: at N.Y. Jets, 11/21/10

Fewest, Season

14	2019
18	2015
20	2018, 2014
27	2017
29	2011
44	2012

Most Returns, Season, Opponent

73	2008
72	2010
71	2009
69	2007
62	2012

Most Returns, Game, Opponent

7	7x - last: vs. Baltimore, 10/21/12
---	------------------------------------

Fewest Returns, Season, Opponent

27	2017
33	2018
39	2019
	2013
40	2015
45	2014
46	2011

KICKOFF RETURN YARDS

Most Yards, Season

2,173	2005
1,961	2007
1,700	2003
1,609	2006
1,550	2008

Most Yards, Game

278	vs. Kansas City, 11/20/05
266	vs. Indianapolis, 10/23/05
234	vs. Jacksonville, 12/30/07
233	vs. Indianapolis, 9/23/07
207	at Indianapolis, 11/16/08

Fewest Yards, Season

308	2019
422	2014
430	2015

REGULAR SEASON TEAM RECORDS

487	2018
558	2017
730	2011
953	2012
Most Return Yards, Season, Opponent	
1,741	2010
1,630	2008
1,597	2009
1,595	2012
1,593	2007
Most Return Yards, Game, Opponent	
233	vs. Baltimore (OT), 12/13/10
201	vs. Baltimore, 10/21/12
199	vs. Oakland, 10/3/04
191	vs. Miami, 10/7/07
189	at Buffalo, 11/1/09
Fewest Return Yards, Season, Opponent	
547	2017
682	2018
725	2019
977	2015
1,004	2013
1,030	2011
1,135	2016
1,149	2003

KICKOFF RETURN AVERAGE

Highest Average, Season	
26.5	2007
25.9	2005
25.2	2011
24.7	2013
24.4	2018
Highest Average, Game (Minimum 4 returns)	
46.8	vs. Jacksonville, 12/30/07
38.0	vs. Indianapolis, 10/23/05
35.4	vs. Cleveland, 10/30/05
34.8	vs. Kansas City, 11/20/05
33.3	vs. Indianapolis, 9/23/07
Lowest Average, Season	
18.6	2016
19.8	2010
19.9	2002
20.7	2017
21.0	2004
Lowest Average, Game (Minimum 4 returns)	
11.8	at Cincinnati, 12/11/11
12.7	at N.Y. Jets, 11/21/11
13.3	vs. Jacksonville, 12/24/05
13.5	at Detroit, 9/19/04
13.7	at Jacksonville, 10/14/07
Highest Return Average, Season, Opponent	

26.0	2014
25.7	2013
	2012
24.4	2015
24.2	2010
Highest Return Average, Game, Opponent (Minimum 4 returns)	
42.5	at Indianapolis, 12/30/12
42.0	at Cleveland, 10/20/02
39.3	at Detroit, 9/19/04
38.8	vs. Baltimore (OT), 12/13/10
36.3	vs. Tennessee, 10/9/05
Lowest Return Average, Season, Opponent	
18.6	2019
20.26	2017
20.7	2018
21.68	2005
21.71	2003
22.23	2002
22.33	2008
22.39	2011
Lowest Return Average, Game, Opponent (Minimum 4 returns)	
13.0	vs. Buffalo, 11/4/12
14.3	at Jacksonville, 10/30/11
14.8	at Tampa Bay, 12/21/19
15.0	vs. Green Bay, 11/21/04
15.8	vs. Dallas, 9/8/02
16.0	vs. Atlanta, 10/6/19
	at Green Bay, 12/7/08

FUMBLES

FUMBLES

Most Fumbles, Season	
34	2002
30	2005
28	2008
	2006
26	2007
25	2017
Most Fumbles, Game	
6	at Green Bay, 12/7/08
5	vs. Atlanta, 10/6/19
	at Baltimore, 12/4/05
	at Jacksonville, 11/6/05
4	11x - last: vs. Arizona, 11/19/17
Most Fumbles, Season, Opponent	
27	2009
26	2018
24	2014
	2007

REGULAR SEASON TEAM RECORDS

2005

23 2012

2002

Most Fumbles, Game, Opponent

5 at Chicago, 12/19/04

4 7x - last: at New England, 9/24/17

FUMBLES LOST

Most Fumbles Lost, Season

17 2007

14 2002

12 2008

2006

11 2017, 2011, 2009, 2008, 2006, 2005, 2004

Most Fumbles Lost, Game

3 at Atlanta, 10/4/15

at Cincinnati, 12/11/11

at Green Bay, 12/7/08

vs. Tennessee, 10/21/07

at Tennessee, 10/29/06

vs. Jacksonville, 9/10/17

Most Fumbles Lost, Season, Opponent

14 2018

2014

2012

2007

13 2009

11 2015

2006

2002

Most Fumbles Lost, Game, Opponent

3 vs. Carolina, 9/29/19

vs. Kansas City, 9/18/16

at Tennessee, 12/27/15

at Tennessee, 12/2/12

vs. Oakland, 10/4/09

at Jacksonville, 10/14/07

at Oakland, 12/3/06

at Pittsburgh, 12/8/02

FUMBLE RECOVERY TOUCHDOWNS

Most Touchdowns, Fumble Recovery, Season

3 2007

2004

2 2017

2009

2006

Most Touchdowns, Fumble Recovery, Game

1 Jadeveon Clowney 0 at Indianapolis (OT), 9/30/18

Lamarr Houston 24 vs. Indianapolis, 11/5/17

Jadeveon Clowney 22 at New England, 9/24/17

Quintin Demps 33 at Tennessee, 12/27/15

J.J. Watt 45 vs. Indianapolis, 10/9/14

Wade Smith 0 (own) at Baltimore, 10/16/11

Bernard Pollard 0 vs. New England, 1/3/10

Dominique Barber 48 (own) vs. N.Y. Jets, 9/13/09

DeMeco Ryans 26 vs. Tennessee, 10/21/07

Kevin Walter 0 at Carolina, 9/16/07

Mario Williams 38 vs. Kansas City, 9/9/07

Anthony Maddox 47 vs. Cleveland, 12/31/06

Demarcus Faggins 58 at Oakland, 12/3/06

Antwan Peek 66 at Jacksonville, 12/26/04

Charlie Anderson 60 at Chicago, 12/19/04

Jamie Sharper 16 vs. Oakland, 10/3/04

Kenny Wright 40 at Pittsburgh, 12/8/02

Most Touchdowns, Fumble Recovery, Season, Opponent

2 2015

2013

2007

2006

Most Touchdowns, Fumble Recovery, Game, Opponent

2 at Atlanta, 10/4/15

INTERCEPTIONS

INTERCEPTIONS

Most Interceptions Thrown, Season

22 2013

21 2007

20 2008

18 2003

17 2017

2009

Most Interceptions Thrown, Game

4 vs. Baltimore, 11/9/08

at San Diego, 10/28/07

vs. New England, 12/17/06

Fewest Interceptions Thrown, Season

9 2018

2011

12 2015

2010

Most Interceptions Thrown, Season, Opponent

22 2004

20 2014

17 2011

15 2018

2012

Most Interceptions Thrown, Game, Opponent

4 at Tampa Bay, 12/21/19

at Tennessee, 10/01/17

REGULAR SEASON TEAM RECORDS

at Jacksonville, 11/12/06

at Tennessee, 10/17/04

Fewest Interceptions Thrown, Season, Opponent

7 2013

2005

10 2002

11 2017

2016

2007

2006

INTERCEPTION RETURN YARDS

Most Interception Return Yards, Season

483 2014

393 2004

333 2012

302 2019

252 2018

212 2009

205 2003

Most Interception Return Yards, Game

135 at Pittsburgh, 12/8/02

118 vs. Tennessee, 9/30/12

109 at Washington, 11/18/18

102 at Kansas City, 9/26/04

100 vs. Tennessee, 11/30/14

95 vs. Tennessee, 12/21/03

Most Interception Return Yards, Season, Opponent

400 2017

357 2013

294 2009

277 2002

267 2007

225 2005

Most Interception Return Yards, Game, Opponent

106 vs. Cincinnati, 11/3/02

103 vs. St. Louis, 10/13/13

99 at Tennessee, 9/21/08

98 at Seattle, 10/29/17

96 at San Diego, 10/28/07

INTERCEPTION RETURNS FOR TOUCHDOWN

Most Interceptions Returned for a Touchdown, Season

4 2014

3 2018

2012

2 2019

2017

2015

2004

2002

Most Interceptions Returned for a Touchdown, Game

2 vs. Tennessee, 9/30/12

at Pittsburgh, 12/8/02

Most Interceptions Returned for a Touchdown, Season, Opponent

5 2013

3 2009

2005

2003

2 2017

2010

Most Interceptions Returned for a Touchdown, Game, Opponent

1 24x - last: at Seattle, 10/29/17

TOTAL TURNOVERS

TAKEAWAYS

Most Takeaways, Season

34 2014 (20 int., 14 fum. recoveries)

30 2004 (22 int., 8 fum. recoveries)

29 2018 (15 int., 14 fum. recoveries)

2012 (15 int., 14 fum. recoveries)

27 2011 (17 int., 10 fum. recoveries)

2009 (14 int., 13 fum. recoveries)

Fewest Takeaways, Season

11 2013 (7 int., 4 fum. recoveries)

16 2017 (11 int. 5 fum. recoveries)

2005 (7 int., 9 fum. recoveries)

18 2010 (13 int., 5 fum. recoveries)

21 2002 (10 int., 11 fum. recoveries)

Most Takeaways, Game

6 at Tennessee, 12/2/12 (3 int., 3 fum. recoveries)

5 at Tampa Bay, 12/21/19 (4 int., 1 fum. recovery)

vs. Tennessee, 10/1/17 (4 int., 1 fum. recovery)

at Cleveland, 11/23/08 (3 int., 2 fum. recoveries)

at Oakland, 12/3/06 (2 int., 3 fum. recoveries)

vs. Oakland, 10/3/04 (3 int., 2 fum. recoveries)

vs. Jacksonville, 9/28/03 (3 int., 2 fum. recoveries)

at Pittsburgh, 12/8/02 (2 int., 3 fum. recoveries)

GIVEAWAYS

Most Giveaways, Season

38 2007 (21 int., 17 fum.)

32 2008 (20 int., 12 fum.)

31 2013 (22 int., 9 fum.)

29 2002 (15 int., 14 fum.)

28 2017 (17 int., 11 fum.)

2009 (17 int., 11 fum.)

Fewest Giveaways, Season

16 2018 (9 int., 7 fum.)

17 2012 (13 int., 4 fum.)

18 2010 (12 int., 6 fum.)

REGULAR SEASON TEAM RECORDS

20	2015 (12 int., 8 fum.)
	2011 (9 int., 11 fum.)
22	2019 (14 int., 8 fum.)
	2014 (13 int., 9 fum.)

Most Giveaways, Game

6	vs. Tennessee, 10/21/07 (3 int., 3 fum.)
5	at San Diego, 10/28/07 (4 int., 1 fum.)
	at Tennessee (OT), 10/29/06 (2 int., 3 fum.)
	at Buffalo, 9/11/05 (3 int., 2 fum.)
4	x16 - last: at Los Angeles Rams, 11/12/17 (2 int., 2 fum.)

SAFETIES

SAFETIES

Season

3	2002
2	2009
1	2017
	2016
	2014
	2013
	2012

Season, Opponent

2	2003
	2002

Game

1	vs. Cleveland, 10/15/17
	vs. Jacksonville, 12/18/16
	vs. Jacksonville, 12/28/14
	vs. Tennessee, 9/15/13
	vs. Baltimore, 10/21/12
	at Jacksonville, 12/6/09
	vs. Oakland, 10/4/09
	vs. Baltimore, 12/15/02
	vs. N.Y. Giants, 11/24/02
	vs. Dallas, 9/8/02

Game, Opponent

2	at Buffalo, 11/16/03
1	at Indianapolis, 10/20/19
	at Indianapolis, 12/31/17
	vs. Cincinnati, 11/23/14
	at Indianapolis, 12/15/13
	at Denver, 9/23/12
	vs. Baltimore, 11/9/08
	at Chicago, 12/19/04
	at Washington, 12/22/02
	at Jacksonville, 10/27/02

PENALTIES

PENALTIES

Most Penalties, Season

136	2002
124	2017
121	2003
112	2013
111	2019
108	2012
107	2015
106	2005
	2004

Most Penalties, Game

14	at Jacksonville, 12/17/17
	at Indianapolis, 12/15/13
	at Jacksonville, 12/5/13
	at Baltimore, 9/22/13
	at Indianapolis, 12/1/02
13	vs. Indianapolis, 10/8/15
	at Indianapolis, 11/8/09
	at Seattle, 10/16/05

Fewest Penalties, Season

80	2008
82	2007
87	2017
90	2010
	2006
94	2014

Fewest Penalties, Game

1	vs. Tennessee, 9/30/12
	vs. Oakland, 10/4/09
	at Oakland, 12/21/08
	vs. Miami, 10/12/08
	vs. Indianapolis, 10/5/08
	at Pittsburgh, 12/8/02

Most Penalties, Season, Opponent

123	2004
122	2017
117	2018
116	2015
114	2016
109	2019

Most Penalties, Game, Opponent

14	at Cincinnati, 10/2/05
13	vs. Oakland, 10/3/04
	vs. Buffalo, 10/13/02
12	4x, last; vs. Buffalo 10/14/18

Fewest Penalties, Season, Opponent

81	2008
	2007
88	2011

REGULAR SEASON TEAM RECORDS

90	2012
92	2009
Fewest Penalties, Game, Opponent	
0	vs. New England, 12/1/13
1	at N.Y. Jets, 11/26/06
	vs. Cleveland, 10/30/05
Most Penalties, Season, Both Teams	
246	2017
238	2002
229	2004
223	2015
222	2018
220	2019
Most Penalties, Game, Both Teams	
24	Texans 14 at Baltimore 10, 9/22/13
	Texans 11 vs. Buffalo 13, 10/13/02
23	Texans 9 at Cincinnati 14, 10/2/05
	Texans 14 at Indianapolis, 12/1/02
Fewest Penalties, Season, Both Teams	
161	2008
163	2007
186	2006
187	2011
	2009
Fewest Penalties, Game, Both Teams	
2	Texans 2 vs. New England 0, 12/1/13
3	Texans 1 at Oakland 2, 12/21/08
4	Texans 2 at Jacksonville 2, 9/28/08
5	Texans 1 vs. Miami 4, 10/12/08
6	4x - last: Texans 5 vs. Cleveland 1, 10/30/15

PENALTY YARDS

Most Yards Penalized, Season	
1,138	2013
1,050	2017
1,011	2002
961	2003
928	2004
910	2015
Most Yards Penalized, Game	
177	at Jacksonville, 12/5/13
129	vs. Indianapolis, 11/29/09
127	at Jacksonville, 12/17/17
	vs. Tennessee, 12/14/08
125	vs. Indianapolis, 10/8/15
124	vs. Indianapolis, 12/11/16
114	at Indianapolis, 12/15/13
Fewest Yards Penalized, Season	
636	2007
664	2008
690	2010
761	2006

787	2018
Fewest Yards Penalized, Game	
3	vs. Tennessee, 9/30/12
5	vs. Oakland, 10/4/09
	vs. Miami, 10/12/08
	vs. Indianapolis, 10/5/08
10	at Tennessee, 9/21/08
Most Yards Penalized, Season, Opponent	
1,128	2017
991	2015
979	2004
955	2002
945	2018
863	2012
Most Yards Penalized, Game, Opponent	
128	vs. Buffalo, 10/13/02
126	vs. Washington, 9/24/06
120	at Seattle, 10/29/17
117	2x - last: at Cincinnati, 10/2/05
105	at Philadelphia, 12/28/18
104	vs. Buffalo, 10/14/18
Fewest Yards Penalized, Season, Opponent	
614	2007
659	2008
686	2011
728	2009
767	2003
Fewest Yards Penalized, Game, Opponent	
0	vs. New England, 12/1/13
5	at N.Y. Jets, 11/26/06
	vs. Cleveland, 10/30/05
9	vs. N.Y. Jets, 10/19/03
10	vs. Chicago, 12/28/08
	at New England, 12/17/06
Most Yards Penalized, Season, Both Teams	
2,178	2017
1,966	2002
1,947	2013
1,907	2004
1,901	2015
1,817	2016
Most Yards Penalized, Game, Both Teams	
234	Texans 177 at Jacksonville 57, 12/5/13
217	Texans 93 at Seattle 120, 10/29/17
207	Texans 90 at Cincinnati 117, 10/2/05
203	Texans 75 vs. Buffalo 128, 10/13/02
200	Texans 113 at Baltimore 87, 9/22/13
197	Texans 80 vs. Dallas 117, 9/8/02

ATTENDANCE

REGULAR SEASON TEAM RECORDS

ATTENDANCE

TOP 10 HOME ATTENDANCE

Attendance	Date	Opponent	Result
72,025	12/1/2019	New England	W, 28-22
72,008	10/7/2018	Dallas	W, 19-16,(OT)
71,993	9/11/2016	Chicago	W, 23-14
71,908	12/13/2015	New England	L, 27-6
71,899	1/3/2016	Jacksonville	W, 30-6
71,897	11/27/2016	San Diego	L, 21-13
71,893	10/27/2019	Oakland	W, 27-24
71,891	10/16/2016	Indianapolis	W, 26-23,(OT)
71,890	9/18/2016	Kansas City	W, 19-12
71,882	10/30/2016	Detroit	W, 20-13

TOP 10 ROAD ATTENDANCE

Attendance	Date	Opponent	Result
91,159	10/5/2014	Dallas	L, 20-17, (OT)
88,240	9/19/2010	Washington	W, 30-27
84,771	11/3/19	Jacksonville	W, 26-3
79,088	10/8/2012	N.Y. Jets	W, 23-17
78,843	11/21/2010	N.Y. Jets	L, 30-27
78,485	11/5/2006	N.Y. Giants	L, 14-10
77,982	12/15/2018	N.Y. Jets	W, 29-22
77,875	12/5/2004	N.Y. Jets	L, 29-7
77,867	12/4/2016	Green Bay	L, 21-13
77,462	9/21/2014	N.Y. Giants	L, 30-17

OVERALL HOME ATTENDANCE

Year	Games	Total	Average
2002	8	559,322	69,915
2003	8	563,748	70,468
2004	8	565,192	70,649
2005	8	562,397	70,300
2006	8	561,469	70,184
2007	8	564,159	70,520

2008	8	563,364	70,421
2009	8	564,864	70,608
2010	8	568,643	71,081
2011	8	571,969	71,496
2012	8	573,321	71,665
2013	8	573,271	71,659
2014	8	574,132	71,767
2015	8	574,159	71,769
2016	8	574,947	71,868
2017	8	574,197	71,774
2018	8	574,439	71,805
2019	8	574,499	71,812

OVERALL ROAD ATTENDANCE

Year	Games	Total	Average
2002	8	502,400	62,800
2003	8	497,942	62,242
2004	8	544,857	68,107
2005	8	532,541	66,568
2006	8	524,974	65,622
2007	8	515,869	64,483
2008	8	512,254	64,032
2009	8	484,976	60,622
2010	8	539,982	67,498
2011	8	487,733	60,967
2012	8	540,654	67,582
2013	8	530,412	66,302
2014	8	541,851	67,732
2015	8	524,655	65,581
2016	8	480,790	60,099
2017	8	506,250	63,281
2018	8	538,041	67,255
2019	8	501,491	62,686

POSTSEASON INDIVIDUAL RECORDS

TOTAL OFFENSE

YARDS FROM SCRIMMAGE (RUSHING, RECEIVING)

Career

663	Arian Foster, 2009-15
446	DeAndre Hopkins, 2015-19
358	Andre Johnson, 2003-14
243	Lamar Miller, 2016-19
227	Owen Daniels, 2006-13

Season

336	Arian Foster, 2011
327	Arian Foster, 2012
208	DeAndre Hopkins, 2019
201	Andre Johnson, 2011

Game

182	Arian Foster vs. Cincinnati, 1/7/12 (WC)
174	Arian Foster vs. Cincinnati, 1/5/13 (WC)
154	Arian Foster at Baltimore, 1/15/12 (Div)
153	Arian Foster at New England, 1/13/13 (Div)
118	DeAndre Hopkins at Kansas City, 1/12/19 (Div)
111	Andre Johnson at Baltimore, 1/15/12 (Div)

Game, Opponent

154	Marlon Mack vs. Indianapolis Colts, 1/5/19 (WC)
149	Julian Edelman at New England, 1/14/17 (Div)
134	Travis Kelce at Kansas City, 1/12/20 (Div)
	Devin Singletary vs. Buffalo, 1/5/20 (WC)
131	Wes Welker at New England, 1/13/13 (Div)
128	Travis Kelce vs. Kansas City, 1/9/16 (WC)

COMBINED NET YARDS GAINED (RUSHING, RECEIVING, RETURNS)

Career

663	Arian Foster, 2009-15
446	DeAndre Hopkins, 2015-19
396	Danieal Manning, 2011-12
358	Andre Johnson, 2003-14

Season

336	Arian Foster, 2011
327	Arian Foster, 2012
263	Danieal Manning, 2012

Game

216	Danieal Manning at New England, 1/13/13 (Div)
182	Arian Foster vs. Cincinnati, 1/7/12 (WC)
174	Arian Foster vs. Cincinnati, 1/5/13 (WC)
154	Arian Foster at Baltimore, 1/15/12 (Div)
153	Arian Foster at New England, 1/13/13 (Div)

Game, Opponent

188	Dion Lewis at New England, 1/14/17 (Div)
175	Julian Edelman at New England, 1/14/17 (Div)
162	Mecole Hardman at Kansas City, 1/12/20 (Div)
154	Marlon Mack vs. Indianapolis Colts, 1/5/19 (WC)

134	Travis Kelce at Kansas City, 1/12/20 (Div)
	Devin Singletary vs. Buffalo, 1/4/20 (WC)

COMBINED ATTEMPTS

Career

128	Arian Foster, 2009-15
67	Lamar Miller, 2016-19
37	DeAndre Hopkins, 2015-19
33	Carlos Hyde, 2019
28	Deshaun Watson, 2017-19

25	Andre Johnson, 2003-14
24	Alfred Blue, 2015-18

Season

69	Arian Foster, 2012
59	Arian Foster, 2011
54	Lamar Miller, 2016

33	Carlos Hyde, 2019
20	Deshaun Watson, 2019

Game

40	Arian Foster vs. Cincinnati, 1/5/13 (WC)
32	Arian Foster at Baltimore, 1/15/12 (Div)
31	Lamar Miller vs. Oakland, 1/7/17 (WC)

Game, Opponent

26	Marlon Mack vs. Indianapolis Colts, 1/7/19 (WC)
25	Ray Rice at Baltimore, 1/15/12 (Div)
19	Devin Singletary vs. Buffalo, 1/4/20 (WC)
16	Spencer Ware vs. Kansas City 1/9/16 (WC)
	Stevan Ridley at New England, 1/13/13 (Div)

RUSHING

RUSHING ATTEMPTS

Career

105	Arian Foster, 2009-15
55	Lamar Miller, 2016-19

Season

54	Arian Foster, 2012
51	Arian Foster, 2011

Game

32	Arian Foster vs. Cincinnati, 1/5/13 (WC)
31	Lamar Miller vs. Oakland, 1/7/17 (WC)
27	Arian Foster at Baltimore, 1/15/12 (Div)

Game, Opponent

24	Marlon Mack vs. Indianapolis Colts, 1/5/19 (WC)
21	Ray Rice at Baltimore, 1/15/12 (Div)
16	Spencer Ware vs. Kansas City, 1/9/16 (WC)

RUSHING YARDS GAINED

Career

515	Arian Foster, 2009-15
-----	-----------------------

POSTSEASON INDIVIDUAL RECORDS

168	Deshaun Watson, 2017-19
165	Lamar Miller, 2016-19
113	Alfred Blue, 2015-18
Season	
285	Arian Foster, 2011
230	Arian Foster, 2012
Game	
153	Arian Foster vs. Cincinnati, 1/7/12 (WC)
140	Arian Foster vs. Cincinnati, 1/5/13 (WC)
132	Arian Foster at Baltimore, 1/15/12 (Div)
Game, Opponent	
148	Marlon Mack vs. Indianapolis, 1/5/19 (WC)
92	Josh Allen vs. Buffalo, 1/4/20 (WC)
82	Stevan Ridley at New England, 1/13/13 (Div)
67	Spencer Ware vs. Kansas City, 1/9/16 (WC)
63	BenJarvus Green-Ellis vs. Cincinnati, 1/5/13 (WC)
Games, 100 or More Yards Rushing	
3	Arian Foster, 2009-15
Consecutive Games, 100 or More Yards	
3	Arian Foster, 1/7/12 - 1/5/13
Longest Run From Scrimmage	
49	Alfred Blue vs. Kansas City, 1/9/16(WC)
42t	Arian Foster vs. Cincinnati, 1/7/12 (WC)
Longest Run From Scrimmage, Opponent	
42	Josh Allen vs. Buffalo, 1/4/20 (WC)
29	Marlon Mack vs. Indianapolis, 1/5/19 (WC)
	BenJarvus Green-Ellis vs. Cincinnati, 1/5/13 (WC)
26	Damien Williams at Kansas City, 1/12/20 (Div)
	Marlon Mack vs. Indianapolis, 1/5/19 (WC)

RUSHING AVERAGE GAIN

Career (50 attempts)	
4.9	Arian Foster, 2009-15 (105-515)
3.0	Lamar Miller, 2016-19 (55-165)
Season (25 attempts)	
5.6	Arian Foster, 2011 (51-285)
4.3	Arian Foster, 2012 (54-230)
Game (10 attempts)	
6.4	Arian Foster vs. Cincinnati, 1/7/12 (WC) (24-153)
5.8	Alfred Blue vs. Kansas City, 1/9/16 (WC) (17-99)
Game, Opponent (10 attempts)	
6.2	Marlon Mack vs. Indianapolis, 1/5/19 (WC) (24-148)
5.7	BenJarvus Green-Ellis vs. Cincinnati, 1/5/13 (WC) (11-63)
5.5	Stevan Ridley at New England, 1/13/13 (15-82)

RUSHING TOUCHDOWNS

Career	
5	Arian Foster, 2009-15
Season	
3	Arian Foster, 2011
Game	
2	Arian Foster vs. Cincinnati, 1/7/12 (WC)

Game, Opponent	
2	Damien Williams at Kansas City, 1/12/20 (Div)
1	7x - last: by Marlon Mack vs. Indianapolis, 1/5/19 (WC)

PASSING

PASSER RATING

Career (50 attempts)	
91.0	Deshaun Watson, 2017-19
87.5	Matt Schaub, 2007-13
63.9	Brock Osweiler, 2016
Season (25 attempts)	
104.6	Deshaun Watson, 2019
87.5	Matt Schaub, 2012
69.7	Deshaun Watson, 2018
63.9	Brock Osweiler, 2016
Season, Rookie (25 Attempts)	
53.8	T.J. Yates, 2011
Game (20 attempts)	
121.2	Deshaun Watson vs. Buffalo, 1/4/20 (WC)
97.7	T.J. Yates vs. Cincinnati, 1/7/12 (WC)
95.7	Deshaun Watson at Kansas City, 1/12/20 (Div)
90.6	Matt Schaub at New England, 1/13/13 (Div)
90.1	Brock Osweiler vs. Oakland, 1/7/17 (WC)
Game, Opponent (20 attempts)	
134.6	Patrick Mahomes at Kansas City, 1/12/20 (Div)
115.0	Tom Brady at New England, 1/13/13 (Div)
98.7	Alex Smith vs. Kansas City, 1/9/16 (WC)

PASSING ATTEMPTS

Career	
126	Deshaun Watson, 2017-19
89	Matt Schaub, 2007-13
65	Brock Osweiler, 2016
Season	
89	Matt Schaub, 2012
77	Deshaun Watson, 2019
65	Brock Osweiler, 2016
55	T. J. Yates, 2011
Season, Rookie	
55	T.J. Yates, 2011
Game	
52	Deshaun Watson at Kansas City, 1/12/20 (Div)
51	Matt Schaub at New England, 1/13/13 (Div)
49	Deshaun Watson vs. Indianapolis, 1/5/19 (WC)
40	Brock Osweiler at New England, 1/14/17 (Div)
38	Matt Schaub vs. Cincinnati, 1/5/13 (WC)
Game, Opponent	
46	Josh Allen vs. Buffalo, 1/4/20 (WC)
45	Connor Cook vs. Oakland, 1/7/17 (WC)
42	Andy Dalton vs. Cincinnati, 1/7/12 (WC)

POSTSEASON INDIVIDUAL RECORDS

40 Tom Brady at New England, 1/13/13 (Div)

PASS COMPLETIONS

Career

80 Deshaun Watson, 2017-19

63 Matt Schaub, 2007-13

37 Brock Osweiler, 2016

Season

63 Matt Schaub, 2012

51 Deshaun Watson, 2019

37 Brock Osweiler, 2016

Season, Rookie

28 T.J. Yates, 2011

Game

34 Matt Schaub at New England, 1/13/13 (Div)

31 Deshaun Watson at Kansas City, 1/12/20 (Div)

29 Deshaun Watson vs. Indianapolis, 1/5/19 (WC)

Matt Schaub vs. Cincinnati, 1/5/13 (WC)

23 Brock Osweiler at New England, 1/14/17 (Div)

Game, Opponent

27 Andy Dalton vs. Cincinnati, 1/7/12 (WC)

25 Tom Brady at New England, 1/13/13 (Div)

24 Josh Allen vs. Buffalo, 1/4/20 (WC)

23 Patrick Mahomes at Kansas City, 1/12/20 (Div)

19 Andrew Luck vs. Indianapolis, 1/5/19 (WC)

18 Tom Brady at New England, 1/14/17 (Div)

Connor Cook vs. Oakland, 1/7/17 (WC)

Consecutive Completions

8 Matt Schaub at New England, 1/13/13 (Div)

Deshaun Watson at Kansas City, 1/12/20 (Div)

5 Matt Schaub vs. Cincinnati, 1/5/13 (WC)

5 T.J. Yates, 1/7/12 - 1/15/12

Consecutive Completions, Opponent

7 Alex Smith vs. Kansas City, 1/9/16 (WC)

7 Andy Dalton vs. Cincinnati, 1/7/12 (WC)

PASSING COMPLETION PERCENTAGE

Career (50 attempts)

70.8 Matt Schaub, 2007-13

63.5 Deshaun Watson, 2017-19

56.9 Brock Osweiler, 2016

Season (25 attempts)

70.8 Matt Schaub, 2012

66.2 Deshaun Watson, 2019

59.2 Deshaun Watson, 2018

56.9 Brock Osweiler, 2016

Season, Rookie (25 attempts)

50.9 T.J. Yates, 2011

Game (20 attempts)

80.0 Deshaun Watson vs. Buffalo, 1/4/20 (WC) (20-25)

76.3 Matt Schaub vs. Cincinnati, 1/5/13 (WC) (29-38)

66.7 Matt Schaub at New England, 1/13/13 (Div) (34-51)

59.6 Deshaun Watson at Kansas City, 1/12/20 (Div) (31-52)

59.2 Deshaun Watson vs. Indianapolis, 1/5/19 (WC) (29-49)

57.5 Brock Osweiler at New England, 1/14/17 (Div) (23-40)

Game, Opponent (20 attempts)

77.3 Alex Smith vs. Kansas City, 1/9/16 (WC)

PASSING YARDS GAINED

Career

870 Deshaun Watson, 2017-19

605 Matt Schaub, 2007-13

365 Brock Osweiler, 2016

Season

635 Deshaun Watson, 2019

605 Matt Schaub, 2012

365 Brock Osweiler, 2016

Season, Rookie

343 T.J. Yates, 2011

Game

388 Deshaun Watson at Kansas City, 1/12/20 (Div)

343 Matt Schaub at New England, 1/13/13 (Div)

262 Matt Schaub vs. Cincinnati, 1/5/13 (WC)

247 Deshaun Watson vs. Buffalo, 1/4/20 (WC)

235 Deshaun Watson vs. Indianapolis, 1/5/19 (WC)

Game, Opponent

344 Tom Brady at New England, 1/13/13 (Div)

321 Patrick Mahomes at Kansas City, 1/12/20 (Div)

Longest Pass Completion

54t Deshaun Watson to Kenny Stills at Kansas City, 1/12/20 (Div)

41 Deshaun Watson to DeAndre Hopkins vs. Buffalo, 1/4/20 (WC)

40t T.J. Yates to Andre Johnson vs. Cincinnati, 1/7/12 (WC)

39 Deshaun Watson to Will Fuller V at Kansas City, 1/12/20 (Div)

PASSING AVERAGE GAIN

Average Gain, Career (50 attempts)

6.90 Deshaun Watson, 2017-19 (126-870)

6.80 Matt Schaub, 2007-13 (89-605)

6.24 T.J. Yates, 2011-12 (55-343)

Average Gain, Season (25 attempts)

8.25 Deshaun Watson, 2019 (77-825)

6.80 Matt Schaub, 2012 (89-605)

6.24 T.J. Yates, 2011 (55-343)

Average Gain, Season, Rookie (25 attempts)

6.24 T.J. Yates, 2011 (55-343)

Average Gain, Game (20 attempts)

9.90 Deshaun Watson vs. Buffalo, 1/4/20 (WC) (25-247)

7.95 T.J. Yates vs. Cincinnati, 1/7/12 (WC) (20-159)

7.46 Deshaun Watson at Kansas City, 1/12/20 (Div) (52-388)

6.89 Matt Schaub vs. Cincinnati, 1/5/13 (WC) (38-262)

6.73 Matt Schaub at New England, 1/13/13 (Div) (51-343)

POSTSEASON INDIVIDUAL RECORDS

Average Gain, Game, Opponent (20 attempts)

9.17	Patrick Mahomes at Kansas City, 1/12/20 (Div) (35-321)
8.64	Alex Smith vs. Kansas City, 1/9/16 (WC) (22-190)
8.60	Tom Brady at New England, 1/13/13 (Div) (40-344)

PASSING TOUCHDOWNS

Career

4	Deshaun Watson, 2017-19
2	Matt Schaub, 2007-13
	Brock Osweiler, 2016

Season

3	Deshaun Watson, 2019
2	Matt Schaub, 2012
2	Brock Osweiler, 2016

Season, Rookie

1	T.J. Yates, 2011
---	------------------

Game

2	Deshaun Watson at Kansas City, 1/12/20 (Div)
2	Matt Schaub at New England, 1/13/13 (Div)
1	Deshaun Watson vs. Buffalo, 1/4/20 (WC)
	Deshaun Watson vs. Indianapolis, 1/5/19 (WC)
	Brock Osweiler vs. Oakland, 1/7/17 (WC)
	Brock Osweiler vs. New England, 1/14/17 (Div)
	T.J. Yates vs. Cincinnati, 1/7/12 (WC)

Game, Opponent

5	Patrick Mahomes at Kansas City, 1/12/20 (Div)
3	Tom Brady at New England, 1/13/13 (Div)
2	Andrew Luck vs. Indianapolis, 1/5/19 (WC)
	Tom Brady at New England, 1/14/17 (Div)
	Joe Flacco at Baltimore, 1/15/12 (Div)

PASSES HAD INTERCEPTED

Career

4	Brian Hoyer, 2015
3	Brock Osweiler, 2016
	T.J. Yates, 2011-12

Season

4	Brian Hoyer, 2015
3	Brock Osweiler, 2016
	T.J. Yates, 2011

Game

4	Brian Hoyer vs. Kansas City, 1/9/16 (WC)
3	T.J. Yates at Baltimore, 1/15/12 (Div)
	Brock Osweiler at New England, 1/14/17 (Div)

Game, Opponent

3	Connor Cook vs. Oakland, 1/7/17 (WC)
	Andy Dalton vs. Cincinnati, 1/7/12 (WC)
2	Tom Brady at New England, 1/14/17 (Div)

Consecutive Passes without an Interception

55	Matt Schaub, 1/5/13 - 1/13/13
26	T.J. Yates, 1/7/12 - 1/15/12

Attempts, No Interceptions, Game

52	Deshaun Watson at Kansas City, 1/12/20 (Div)
25	Deshaun Watson vs. Buffalo, 1/4/20 (WC)
	Brock Osweiler vs. Oakland, 1/7/17 (WC)
20	T.J. Yates vs. Cincinnati, 1/7/12 (WC)

Attempts, No Interceptions, Game, Opponent

46	Josh Allen vs. Buffalo, 1/4/20 (WC)
40	Tom Brady at New England, 1/13/13 (Div)
35	Patrick Mahomes at Kansas City, 1/12/20 (Div)

TIMES SACKED

Career

14	Deshaun Watson, 2017-19
3	Brock Osweiler, 2016
	Brian Hoyer, 2015

Season

11	Deshaun Watson, 2019
3	Deshaun Watson, 2018
	Brian Hoyer, 2015
	Brock Osweiler, 2016

Game

7	Deshaun Watson vs. Buffalo, 1/4/20 (WC)
4	Deshaun Watson at Kansas City, 1/12/20 (Div)
3	Deshaun Watson vs. Indianapolis, 1/5/19 (WC)
	Brian Hoyer vs. Kansas City, 1/9/16 (WC)
	Brock Osweiler at New England, 1/14/17 (Div)

Game, Opponent

5	Joe Flacco at Baltimore, 1/15/12 (Div)
4	Andy Dalton vs. Cincinnati, 1/7/12 (WC)

RECEIVING

RECEPTIONS

Career

37	DeAndre Hopkins, 2015-19
25	Andre Johnson, 2003-14
23	Arian Foster, 2009-15
22	Owen Daniels, 2006-13

Season

18	Owen Daniels, 2012
15	DeAndre Hopkins, 2019
	Arian Foster, 2012
13	Andre Johnson, 2011
12	Andre Johnson, 2012

Game

11	Keke Coutee vs. Indianapolis, 1/5/19 (WC)
9	DeAndre Hopkins at Kansas City, 1/12/20 (Div)
	Owen Daniels at New England, 1/13/13 (Div)
	Owen Daniels vs. Cincinnati, 1/5/13 (WC)
8	Lamar Miller vs. Indianapolis, 1/5/19 (WC)
	Andre Johnson at New England, 1/13/13 (Div)

POSTSEASON INDIVIDUAL RECORDS

Arian Foster vs. Cincinnati, 1/5/13 (WC)
Andre Johnson at Baltimore, 1/15/12 (Div)

Game, Opponent

10 Travis Kelce at Kansas City, 1/12/20 (Div)
8 Julien Edelman at New England, 1/14/17 (Div)
Travis Kelce vs. Kansas City, 1/9/16 (WC)
Wes Welker at New England, 1/13/13 (Div)

RECEIVING YARDS GAINED

Career

446 DeAndre Hopkins, 2015-19
358 Andre Johnson, 2003-14
227 Owen Daniels, 2006-13

Season

208 DeAndre Hopkins, 2019
201 Andre Johnson, 2011
172 Owen Daniels, 2012
157 Andre Johnson, 2012

Game

118 DeAndre Hopkins at Kansas City, 1/12/20 (Div)
111 Andre Johnson at Baltimore, 1/15/12 (Div)
110 Keke Coutee vs. Indianapolis, 1/5/19 (WC)
95 Andre Johnson at New England, 1/13/13 (Div)
91 Owen Daniels vs. Cincinnati, 1/5/13 (WC)

Game, Opponent

137 Julien Edelman at New England, 1/14/17 (Div)
134 Travis Kelce at Kansas City, 1/12/20 (Div)
131 Wes Welker at New England, 1/13/13 (Div)
128 Travis Kelce vs. Kansas City, 1/9/16 (WC)

Games, 100 or More Yards, Career

1 Andre Johnson, 2003-12
DeAndre Hopkins, 2015-19
Keke Coutee, 2018

Games, 100 or More Yards, Season

1 Andre Johnson, 2011
DeAndre Hopkins, 2019
Keke Coutee, 2018

Longest Reception

54t Kenny Stills at Kansas City, 1/12/20 (Div)
41 DeAndre Hopkins vs. Buffalo, 1/4/20 (WC)
40t Andre Johnson vs. Cincinnati, 1/7/12 (WC)
39 Will Fuller V at Kansas City, 1/12/20 (Div)
38 DeAndre Hopkins at Kansas City, 1/12/20 (Div)
DeAndre Hopkins vs. Oakland, 1/7/17 (WC)
34 Taiwan Jones vs. Buffalo, 1/4/20 (WC)

RECEIVING AVERAGE GAIN

Average Gain, Career (10 receptions)

14.3 Andre Johnson, 2003-14 (25-358)
12.1 DeAndre Hopkins, 2015-19 (37-446)
11.8 Will Fuller V, 2016-19 (12-142)
10.3 Owen Daniels, 2006-13 (22-227)

10.0 Keke Coutee, 2018-19 (11-110)

Average Gain, Season (4 receptions)

18.0 Kenny Stills, 2019 (7-126)
17.8 Will Fuller V, 2019 (5-89)
15.5 Andre Johnson, 2011 (13-201)
14.2 C.J. Fiedorowicz, 2016 (5-71)
13.9 DeAndre Hopkins, 2019 (15-208)

Average Gain, Game (3 receptions)

26.7 Kenny Stills at Kansas City, 1/12/20 (Div) (3-80)
18.0 Andre Johnson vs. Cincinnati, 1/7/12 (WC) (5-90)
17.8 Will Fuller V at Kansas City, 1/12/20 (Div) (5-89)
15.7 DeVier Posey at New England, 1/13/13 (Div) (3-47)
15.5 Andre Johnson vs. Cincinnati, 1/5/13 (WC) (4-62)

RECEIVING TOUCHDOWNS

Career

1 9x, last by: Kenny Stills, 2019

Season

1 9x, last by: Kenny Stills, 2019

Game

1 9x - last: Kenny Stills at Kansas City, 1/12/20 (Div)

Game, Opponent

3 Travis Kelce at Kansas City, 1/12/20 (Div)
2 Shane Vereen at New England, 1/13/13 (Div)

PUNTING

PUNTS

Career

22 Shane Lechler, 2013-17
10 Matt Turk, 2007-11

Season

17 Shane Lechler, 2016
10 Matt Turk, 2011
8 Bryan Anger, 2019
Donnie Jones, 2012

Game

9 Shane Lechler vs. Oakland, 1/7/17 (WC)
8 Shane Lechler at New England, 1/14/17 (Div)

Game, Opponent

10 Marquette King vs. Oakland, 1/7/17 (WC)
9 Sam Koch at Baltimore, 1/15/12 (Div)

Longest Punt

63 Shane Lechler at New England, 1/14/17 (Div)
60 Trevor Daniel vs. Indianapolis, 1/5/19 (WC)
56 Bryan Anger vs. Buffalo, 1/4/20 (WC)
Matt Turk vs. Cincinnati, 1/7/12 (WC)
Shane Lechler vs. Oakland, 1/7/17 (WC)

Longest Punt, Opponent

64 Zoltan Mesko at New England, 1/13/13 (Div)
Sam Koch at Baltimore, 1/15/12 (Div)

POSTSEASON INDIVIDUAL RECORDS

62	Marquette King vs. Oakland, 1/7/17 (WC)
61	Zoltan Mesko at New England, 1/13/13 (Div)
57	Zoltan Mesko at New England, 1/13/13 (Div)

PUNT AVERAGE

Career (8 punts)

45.1	Matt Turk, 2007-11 (10-451)
44.7	Shane Lechler, 2013-17 (22-983)
44.1	Bryan Anger, 2019 (8-137)
38.5	Donnie Jones, 2012 (8-308)

Season (8 punts)

45.1	Matt Turk, 2011 (10-451)
44.4	Shane Lechler, 2016 (17-755)
44.1	Bryan Anger, 2019 (8-137)
38.5	Donnie Jones, 2012 (8-308)

Game (4 punts)

50.2	Matt Turk vs. Cincinnati, 1/7/12 (WC) (5-251)
46.8	Trevor Daniel vs. Indianapolis, 1/5/19 (WC) (5-234)
46.0	Shane Lechler vs. Oakland, 1/7/17 (WC) (9-414)

Game, Opponent (4 punts)

52.8	Zoltan Mesko at New England, 1/13/13 (Div)
49.3	Sam Koch at Baltimore, 1/15/12 (Div)

PUNTS INSIDE THE 20

Career

8	Shane Lechler, 2013-17
5	Bryan Anger, 2019
3	Donnie Jones, 2012
2	Matt Turk, 2007-11
	Trevor Daniel, 2018

Season

7	Shane Lechler, 2016
5	Bryan Anger, 2019
3	Donnie Jones, 2012
2	Matt Turk, 2011
	Trevor Daniel, 2018

Game

4	Shane Lechler vs. Oakland, 1/7/17 (WC)
3	Shane Lechler at New England, 1/14/17 (Div)
2	Trevor Daniel vs. Indianapolis, 1/5/19 (WC)
	Bryan Anger at Kansas City, 1/12/20 (Div)

Game, Opponent

4	Ryan Allen at New England, 1/14/17 (Div)
3	Dustin Colquitt vs. Kansas City, 1/9/16 (WC)
3	Kevin Huber vs. Cincinnati, 1/5/13 (WC)

PUNT RETURNS

PUNT RETURNS

Career

9	Jacoby Jones, 2007-11
---	-----------------------

5	Keshawn Martin, 2012
---	----------------------

Season

9	Jacoby Jones, 2011
5	Keshawn Martin, 2012

Game

6	Jacoby Jones at Baltimore, 1/15/12 (Div)
4	Tyler Ervin vs. Oakland, 1/7/17 (WC)
3	Keshawn Martin at New England, 1/13/13 (Div)
	Jacoby Jones vs. Cincinnati, 1/7/12 (WC)

Game, Opponent

5	Jalen Richard vs. Oakland, 1/7/17 (WC)
4	Julian Edelman at New England, 1/14/17 (Div)
	Frankie Hammond vs. Kansas City, 1/9/16 (WC)

FAIR CATCHES

Career

3	DeAndre Carter, 2018-19
	Keshawn Martin, 2012
	Keith Mumphery, 2015

Season

3	Keith Mumphery, 2015
3	Keshawn Martin, 2012

Game

3	Keith Mumphery vs. Kansas City, 1/9/16 (WC)
3	Keshawn Martin vs. Cincinnati, 1/5/13 (WC)

Game, Opponent

4	Lardarius Webb at Baltimore, 1/15/12 (Div)
3	Julian Edelman at New England, 1/14/17 (Div)

PUNT RETURN YARDS GAINED

Career

34	Will Fuller V, 2016-19
31	Keshawn Martin, 2012

Season

34	Will Fuller V, 2016
31	Keshawn Martin, 2012

Game

34	Will Fuller V at New England, 1/14/17 (Div)
23	Tyler Ervin vs. Oakland, 1/7/17 (WC)
17	Keshawn Martin at New England, 1/13/13 (Div)

Game, Opponent

68	Jalen Richard vs. Oakland, 1/7/17 (WC)
34	Frankie Hammond vs. Kansas City, 1/9/16 (WC)
26	Julian Edelman at New England, 1/14/17 (Div)

Longest Punt Return

18	Will Fuller V at New England, 1/14/17 (Div)
16	Will Fuller V at New England, 1/14/17 (Div)
	Tyler Ervin vs. Oakland, 1/7/17 (WC)

PUNT RETURN AVERAGE YARDAGE

Career (5 returns)

6.2	Keshawn Martin, 2012 (5-31)
-----	-----------------------------

Season (6 returns)

POSTSEASON INDIVIDUAL RECORDS

6.2	Keshawn Martin, 2012 (5-31)
Game (3 returns)	
5.8	Tyler Ervin vs. Oakland, 1/7/17 (WC) (4-23)
Game, Opponent (3 returns)	
13.6	Jalen Richard vs. Oakland, 1/7/17 (WC) (5-68)
8.5	Frankie Hammons vs. Kansas City, 1/9/16 (WC) (4-34)
6.7	Brandon Tate vs. Cincinnati, 1/7/12 (WC) (3-20)

PUNT RETURN TOUCHDOWNS

Game	
None	
Game, Opponent	
None	

KICKOFF RETURNS

KICKOFF RETURNS

Kickoff Returns, Career	
10	Danieal Manning, 2011-12
Kickoff Returns, Season	
6	Danieal Manning, 2012
4	Danieal Manning, 2011
Game	
4	Danieal Manning at New England, 1/13/13 (Div)
	Danieal Manning at Baltimore, 1/15/12 (Div)
Game, Opponent	
6	Mecole Hardman at Kansas City, 1/12/20 (Div)
4	Adam Jones vs. Cincinnati, 1/5/13 (WC)
3	Dion Lewis at New England, 1/14/17 (Div)

KICKOFF RETURN YARDS GAINED

Career	
396	Danieal Manning, 2011-12
Season	
263	Danieal Manning, 2012
133	Danieal Manning, 2011
Game	
216	Danieal Manning at New England, 1/13/13 (Div)
133	Danieal Manning at Baltimore, 1/15/12 (Div)
Game, Opponent	
142	Mecole Hardman at Kansas City, 1/12/20 (Div)
124	Dion Lewis at New England, 1/14/17 (Div)
106	Knile Davis vs. Kansas City, 1/9/16 (WC)
Longest, Game	
94	Danieal Manning at New England, 1/13/13 (Div)
69	Danieal Manning at New England, 1/13/13 (Div)
60	Danieal Manning at Baltimore, 1/15/12 (Div)
Longest, Game, Opponent	
106	Knile Davis vs. Kansas City, 1/9/16 (WC)
98	Dion Lewis at New England, 1/14/17 (Div)

KICKOFF RETURN AVERAGE YARDAGE

Career	
39.6	Danieal Manning, 2011-12 (10-396)
Season	
43.8	Danieal Manning, 2012 (6-263)
33.3	Danieal Manning, 2011 (4-133)
Game (3 returns)	
54.0	Danieal Manning at New England, 1/13/13 (Div) (4-216)
33.3	Danieal Manning at Baltimore, 1/15/12 (Div) (4-133)
Game, Opponent (3 returns)	
41.3	Dion Lewis at New England, 1/14/17 (Div) (3-124)

KICKOFF RETURN TOUCHDOWNS

Game	
None	
Game, Opponent	
106t	Knile Davis vs. Kansas City, 1/9/16 (WC)
98t	Dion Lewis at New England, 1/14/17 (Div)

TOTAL RETURN YARDS

TOTAL RETURN YARDS

Career	
396	Danieal Manning, 2011-12 (p- 0, k- 396, int- 0)
108	DeAndre Carter, 2018-19 (p-22, k-86, int-0)
57	Akeem Hunt, 2014-16 (p- 0, k- 57, int- 0)
Season	
263	Danieal Manning, 2011 (p- 0, k- 263, int- 0)
133	Danieal Manning, 2011 (p- 0, k- 133, int- 0)
Season, Rookie	
46	Will Fuller V, 2016 (p- 34, k- 12, int- 0)
31	Keshawn Martin, 2012 (p- 31, k- 0, int- 0)
Game	
216	Danieal Manning at New England, 1/13/13 (Div) (k- 216)
133	Danieal Manning at Baltimore, 1/15/12 (Div) (k- 133)
Game, Opponent	
143	Mecole Hardman at Kansas City, 1/12/20 (Div) (p-1, k-142)
124	Dion Lewis at New England, 1/14/17 (Div) (k- 124)
106	Jalen Richard vs. Oakland, 1/7/17 (WC) (p-68, k-38)
	Knile Davis vs. Kansas City, 1/9/16 (WC) (k-106)

INTERCEPTIONS

INTERCEPTIONS

Career	
2	A.J. Bouye, 2013-16
	Johnathan Joseph, 2011-19
1	Jadeveon Clowney, 2014-18
	Brian Cushing, 2009-17

POSTSEASON INDIVIDUAL RECORDS

Brandon Dunn, 2016-19

Andre Hal, 2015-18

Danieal Manning, 2011-12

Corey Moore, 2015-17

J.J. Watt, 2011-19

Season

2 A.J. Bouye, 2016

1 Johnathan Joseph, 2011, 2012

Jadeveon Clowney, 2016

Brian Cushing, 2015

Brandon Dunn, 2018

Andre Hal, 2016

Danieal Manning, 2011

Corey Moore, 2016

J.J. Watt, 2011

Season, Rookie

1 J.J. Watt, 2011

Game

1 11x - last: Brandon Dunn, 1/5/19 (WC)

Game, Opponent

2 Lardarius Webb at Baltimore, 1/15/12 (Div)

1 11x - last: Kenny Moore II vs. Indianapolis, 1/5/19 (WC)

INTERCEPTION YARDS GAINED

Career

29 J.J. Watt, 2011-19

20 Corey Moore, 2015-17

Season

29 J.J. Watt, 2011

20 Corey Moore, 2016

Season, Rookie

29 J.J. Watt, 2011

Game

29 J.J. Watt vs. Cincinnati, 1/7/12 (WC)

20 Corey Moore vs. Oakland, 1/7/17 (WC)

Game, Opponent

31 Duron Harmon at New England, 1/14/17 (Div)

23 Logan Ryan at New England, 1/14/17 (Div)

Longest Return

29t J.J. Watt vs. Cincinnati, 1/7/12 (WC)

20 Corey Moore vs. Oakland, 1/7/17 (WC)

INTERCEPTIONS RETURNED FOR TOUCHDOWNS

Career

1 J.J. Watt, 2011-19

Season

1 J.J. Watt, 2011

Game

1 J.J. Watt vs. Cincinnati, 1/7/12 (WC)

Game, Opponent

1 Leon Hall vs. Cincinnati, 1/5/13 (WC)

SACKS

SACKS

Career

7.0 Whitney Mercilus 2012-19

6.0 J.J. Watt, 2011-19

5.0 Brooks Reed, 2011-14

Season

3.5 J.J. Watt, 2011

Brooks Reed, 2011

3.0 Whitney Mercilus, 2016

Whitney Mercilus, 2015

1.5 J.J. Watt, 2012

Brooks Reed, 2012

Season, Rookie

3.5 J.J. Watt, 2011

Brooks Reed, 2011

Game

3.0 Whitney Mercilus vs. Kansas City, 1/9/16 (WC)

2.5 J.J. Watt at Baltimore, 1/15/12 (Div)

Brooks Reed at Baltimore, 1/15/12 (Div)

Game, Opponent

3.0 Frank Clark at Kansas City, 1/12/20 (Div)

Jerry Hughes vs. Buffalo, 1/4/20 (WC)

2.0 Trent Murphy vs. Buffalo, 1/4/20 (WC)

Allen Bailey vs. Kansas City, 1/9/16 (WC)

Consecutive Games, Sack

4 J.J. Watt, 1/7/12 – 1/13/13

Brooks Reed, 1/7/12 – 1/13/13

TACKLES

TOTAL TACKLES

Career

44 Benardrick McKinney, 2015-19

40 Brian Cushing, 2009-17

Johnathan Joseph, 2011-19

33 Kareem Jackson, 2011-18

28 J.J. Watt, 2011-19

Season

19 Brian Cushing, 2011

16 Zach Cunningham, 2019

Danieal Manning, 2011

15 Bradie James, 2012

Season, Rookie

14 J.J. Watt, 2011

13 Brooks Reed, 2011

Game

13 Brian Cushing vs. Kansas City, 1/9/16 (WC)

12 J.J. Watt at Baltimore, 1/15/12 (Div)

POSTSEASON INDIVIDUAL RECORDS

Game, Rookie

12	J.J. Watt at Baltimore, 1/15/12 (Div)
9	Benardrick McKinney vs. Kansas City, 1/9/16 (WC)
8	Brooks Reed at Baltimore, 1/15/12 (Div)

SOLO TACKLES

Solo Tackles, Career

27	Johnathan Joseph, 2011-19
24	Kareem Jackson, 2011-18
22	Brian Cushing, 2009-17
20	J.J. Watt, 2011-19
18	Benardrick McKinney, 2015-19
17	Danieal Manning, 2011-12

Solo Tackles, Season

14	Johnathan Joseph, 2016
13	Danieal Manning, 2011
11	J.J. Watt, 2011

Solo Tackles, Season, Rookie

11	J.J. Watt, 2011
9	Brooks Reed, 2011

Solo Tackles, Game

10	Benardrick McKinney vs. Buffalo, 1/4/20 (WC)
	Johnathan Joseph vs. Oakland, 1/7/17 (WC)
9	Brian Cushing vs. Kansas City, 1/9/16 (WC)
9	J.J. Watt at Baltimore, 1/15/12 (Div)
8	Danieal Manning at Baltimore, 1/15/12 (Div)
8	Tyrann Mathieu vs. Indianapolis, 1/5/19 (WC)

Solo Tackles, Game, Rookie

9	J.J. Watt at Baltimore, 1/15/12 (Div)
6	Brooks Reed at Baltimore, 1/15/12 (Div)

FUMBLES

FUMBLES LOST

Career

1	DeAndre Carter, 2018-19
	DeAndre Hopkins, 2013-19
	Brian Hoyer, 2015

Season

1	DeAndre Carter, 2019
	DeAndre Hopkins, 2019
	Brian Hoyer, 2015

Game

1	DeAndre Carter at Kansas City, 1/12/20 (Div)
	DeAndre Hopkins vs. Buffalo, 1/4/20 (WC)
	Brian Hoyer vs. Kansas City, 1/9/16 (WC)

FUMBLES FORCED

Career

1	Whitney Mercilus, 2012-19
	Mike Adams, 2019

A.J. Bouye, 2013-16
Jesse Nading, 2008-12
Brooks Reed, 2011-14
Akeem Dent, 2014-16

Season

1	Mike Adams, 2019
	Whitney Mercilus, 2019
	A.J. Bouye, 2016
	Akeem Dent, 2016
	Jesse Nading, 2011
	Brooks Reed, 2011

Game

1	6x - last: Mike Adams & Whitney Mercilus vs. Buffalo, 1/4/20 (WC)
---	---

OWN FUMBLES RECOVERED

Career

1	8x - last: Deshaun Watson, 2017-19
---	------------------------------------

Season

1	Deshaun Watson, 2019
	Carlos Hyde, 2019
	Brock Osweiler, 2016
	Eddie Pleasant, 2016
	Tyler Ervin, 2016
	Brian Hoyer, 2015
	Matt Schaub, 2012
	Jacoby Jones, 2011

Game

1	9x - last: Deshaun Watson, 2019
---	---------------------------------

OPPONENTS' FUMBLES RECOVERED

Career

1	Keion Crossen at Kansas City, 1/12/20 (Div)
	Jacob Martin vs. Buffalo, 1/4/20 (WC)
	Eddie Pleasant at New England, 1/14/17 (Div)

Game, Opponent

1	Dontari Poe vs. Kansas City, 1/9/16 (WC)
	Jimmy Smith at Baltimore, 1/15/12 (Div)
	Dion Lewis at New England, 1/14/17 (Div)
	Tremaine Edmunds vs. Buffalo, 1/4/20 (WC)
	Darwin Thompson at Kansas City, 1/12/20 (Div)

YARDS RETURNING FUMBLES

Career

None

Game, Opponent

18	Darwin Thompson at Kansas City, 1/12/20 (Div)
4	Jimmy Smith at Baltimore, 1/15/12 (Div)

FUMBLES RETURNED FOR TOUCHDOWNS

Career

None

POSTSEASON INDIVIDUAL RECORDS

SCORING

POINTS

Career

36	Arian Foster, 2009-15
21	Shayne Graham, 2012
19	Nick Novak, 2015-16

Season

21	Shayne Graham, 2012
19	Nick Novak, 2016
18	Arian Foster, 2012
	Arian Foster, 2011

Points, No Touchdowns, Season

21	Shayne Graham, 2012
19	Nick Novak, 2016
14	Neil Rackers, 2011

Points, No Touchdowns, Career

21	Shayne Graham, 2012
19	Nick Novak, 2015-16
14	Ka'imi Fairbairn, 2017-19
	Neil Rackers, 2010-11

Season, Rookie

6	Keke Coutee, 2018
	DeVier Posey, 2012
	J.J. Watt, 2011

Game

13	Shayne Graham vs. Cincinnati, 1/5/13 (WC)
12	Arian Foster at New England, 1/13/13 (Div)
	Arian Foster vs. Cincinnati, 1/7/12 (WC)

Game, Opponent

18	Travis Kelce at Kansas City, 1/12/20 (Div)
	Damien Williams at Kansas City, 1/12/20 (Div)
	Shane Vereen at New England, 1/13/13 (Div)
	Dion Lewis at New England, 1/14/17 (Div)

Consecutive Games Scoring

4	Arian Foster, 1/7/12 - 1/13/13
2	Deshaun Watson, 1/4/20 - 1/12/20
	Shayne Graham, 1/5/13 - 1/13/13
	Neil Rackers, 1/7/12 - 1/15/12
	Nick Novak, 1/7/17 - 1/14/17

TOUCHDOWNS

Career

6	Arian Foster, 2009-15
2	Deshaun Watson, 2017-19
1	12x - last: Kenny Stills, 2019

Season

3	Arian Foster, 2012
	Arian Foster, 2011

Season, Rookie

1	Lonnie Johnson Jr., 2019
	Keke Coutee, 2018
	DeVier Posey, 2012
	J.J. Watt, 2011

Game

2	Arian Foster at New England, 1/13/13 (Div)
	Arian Foster vs. Cincinnati, 1/7/12 (WC)

Game, Opponent

3	Travis Kelce at Kansas City, 1/12/20 (Div)
	Damien Williams at Kansas City, 1/12/20 (Div)
	Dion Lewis at New England, 1/14/17 (Div)
	Shane Vereen at New England, 1/13/13 (Div)
1	17x: last by Josh Allen vs. Buffalo, 1/4/20 (WC)

Game, Rookie

1	Lonnie Johnson Jr. at Kansas City, 1/12/20 (Div)
	Keke Coutee vs. Indianapolis, 1/5/19 (WC)
	DeVier Posey at New England, 1/13/13 (Div)
	J.J. Watt vs. Cincinnati, 1/7/12 (WC)

Consecutive Games Scoring Touchdowns

4	Arian Foster, 1/7/12 - 1/13/13
---	--------------------------------

POINTS AFTER TOUCHDOWNS

Attempted, Career

5	Ka'imi Fairbairn, 2017-19
	Neil Rackers, 2010-11
4	Nick Novak, 2015-16
3	Shayne Graham, 2012

Attempted, Season

5	Neil Rackers, 2011
4	Ka'imi Fairbairn, 2019
	Nick Novak, 2016
3	Shayne Graham, 2012

Attempted, Game

4	Ka'imi Fairbairn at Kansas City, 1/12/20 (Div)
	Neil Rackers vs. Cincinnati, 1/7/12 (WC)
3	Nick Novak vs. Oakland, 1/7/17 (WC)
2	Shayne Graham at New England, 1/13/13 (Div)

Attempted, Game, Opponent

7	Harrison Butker at Kansas City, 1/12/20 (Div)
5	Stephen Gostkowski at New England, 1/13/13 (Div)
4	Stephen Gostkowski at New England, 1/14/17 (Div)

Consecutive Points After Touchdown, Career

5	Ka'imi Fairbairn, 2017-19
	Neil Rackers, 2010-11
4	Nick Novak, 2015-16
3	Shayne Graham, 2012

Points After Touchdown Percentage, Career

100.0	Ka'imi Fairbairn, 2017-19 (5-5)
	Neil Rackers, 2010-11 (5-5)
	Nick Novak, 2015-16 (4-4)
	Shayne Graham, 2012 (3-3)

Two-Point Conversions, Career

1	3x: last by DeAndre Hopkins vs. Buffalo, 1/4/20 (WC)
---	--

POSTSEASON INDIVIDUAL RECORDS

Two-Point Conversions, Season

1 3x: last by DeAndre Hopkins vs. Buffalo, 1/4/20 (WC)

Two-Point Conversion, Game

1 3x: last by DeAndre Hopkins vs. Buffalo, 1/4/20 (WC)

Two-Point Conversion, Game, Opponent

None

FIELD GOALS

Attempted, Career

6 Shayne Graham, 2012

5 Nick Novak, 2015-16

Attempted, Season

6 Shayne Graham, 2012

5 Nick Novak, 2016

Attempted, Game

4 Shayne Graham vs. Cincinnati, 1/5/13 (WC)

3 Nick Novak at New England, 1/14/17 (Div)

Neil Rackers at Baltimore, 1/15/12 (Div)

Field Goals, Career

6 Shayne Graham, 2012

5 Nick Novak, 2015-16

Field Goals, Season

6 Shayne Graham, 2012

5 Nick Novak, 2016

Field Goals, Game

4 Shayne Graham vs. Cincinnati, 1/5/13 (WC)

3 Nick Novak at New England, 1/14/17 (Div)

Field Goals, Game, Opponent

4 Stephen Hauschka vs. Buffalo, 1/4/20 (WC)

3 Cairo Santos vs. Kansas City, 1/9/16 (WC)

Consecutive Games Scoring Field Goals

2 Ka'imi Fairbairn, 1/4/20-1/12/20

Nick Novak, 1/7/17 - 1/14/17

Shayne Graham, 1/5/13 - 1/13/13

Neil Rackers, 1/7/12 - 1/15/12

Consecutive Field Goals Made

6 Shayne Graham, 1/5/13 - 1/13/13

5 Nick Novak, 1/7/17 - 1/14/17

3 Ka'imi Fairbairn, 1/4/20 - 1/12/20

Neil Rackers, 1/7/12 - 1/15/12

Longest Field Goal

55 Shayne Graham at New England, 1/13/13 (Div)

50 Nick Novak vs. Oakland, 1/7/17 (WC)

Field Goal Percentage, Career

100 Shayne Graham, 2012 (6-6)

Nick Novak, 2015-16 (5-5)

Field Goal Percentage, Season

100 Shayne Graham, 2012 (6-6)

Nick Novak, 2016 (5-5)

Most Field Goals, No Misses, Game

4 Shayne Graham vs. Cincinnati, 1/5/13 (WC)

3 Nick Novak at New England, 1/14/17 (Div)

Most Field Goals, No Misses, Game, Opponent

4 Stephen Hauschka vs. Buffalo, 1/4/20 (WC)

Most Field Goals, 50 or More Yards, Career

1 Shayne Graham, 2012

Nick Novak, 2015-16

Most Field Goals, 50 or More Yards, Season

1 Shayne Graham, 2012

Nick Novak, 2016

Most Field Goals, 50 or More Yards, Game

1 Nick Novak vs. Oakland, 1/7/17

Shayne Graham at New England, 1/13/13

POSTSEASON TEAM RECORDS

WIN / LOSS

Overall

Year	W	L	Pct.
2011	1	1	0.5
2012	1	1	0.5
2015	0	1	0.0
2016	1	1	0.5
2018	0	1	0.0
2019	1	1	0.5
Totals	4	6	0.4

Home

Year	W	L	Pct.
2011	1	0	1.0
2012	1	0	1.0
2015	0	1	0.0
2016	1	0	1.0
2018	0	1	0.0
2019	1	0	1.0
Totals	3	2	0.6

Road

Year	W	L	Pct.
2011	0	1	0.0
2012	0	1	0.0
2016	0	1	0.0
2019	0	1	0.0
Totals	0	4	0.0

SCORING

TOUCHDOWNS

Most, Season

6	2019
5	2011
4	2016
	2012

Fewest, Season

0	2015
---	------

Most, Game

4	vs. Cincinnati, 1/7/12 (WC)
	at Kansas City, 1/12/20 (Div)
	vs. Oakland, 1/7/17 (WC)
	at New England, 1/13/13 (Div)

Most Allowed, Season

8	2019
6	2016
	2012

Most Allowed, Game

7	at Kansas City, 1/12/20 (Div)
5	at New England, 1/13/13 (Div)
4	at New England, 1/14/17 (Div)

Fewest Allowed, Season

3	2018
	2015

2011

Fewest Allowed, Game

1	vs. Buffalo, 1/4/20 (WC)
	vs. Cincinnati, 1/5/13 (WC)
	vs. Cincinnati, 1/7/12 (WC)

SCORING

Most Points Scored, Season

53	2019
47	2012
44	2011

Most Points Scored, Game

31	vs. Kansas City 1/12/20 (Div)
	vs. Cincinnati, 1/7/12 (WC)
28	at New England, 1/13/13 (Div)
27	vs. Oakland, 1/7/17 (WC)

Fewest Points Scored, Season

0	2015
---	------

Fewest Points Scored, Game

0	vs. Kansas City, 1/9/16 (WC)
7	vs. Indianapolis, 1/5/19 (WC)
13	at Baltimore, 1/15/12 (Div)

Most Points Allowed, Season

70	2019
54	2012

Most Points Allowed, Game

51	at Kansas City, 1/12/20 (Div)
41	at New England, 1/13/13 (Div)
34	at New England, 1/14/17 (Div)

Fewest Points Allowed, Season

21	2018
30	2015
	2011

Fewest Points Allowed, Game

10	vs. Cincinnati, 1/7/12 (WC)
13	vs. Cincinnati, 1/5/13 (WC)

Most Points, Game, Both Teams

82	Texans 31 at Kansas City 51, 1/12/20 (Div)
69	Texans 28 at New England 41, 1/13/13 (Div)
50	Texans 16 at New England 34, 1/14/17 (Div)

Fewest Points, Game, Both Teams

28	Texans 7 vs. Indianapolis 21, 1/5/19 (WC)
30	Texans 0 vs. Kansas City 30, 1/9/16 (WC)
32	Texans 19 vs. Cincinnati 13, 1/5/13 (WC)

Most Points in First Quarter

21	vs. Kansas City, 1/12/20 (Div)
10	vs. Oakland, 1/7/17 (WC)

Most Points in Second Quarter

10	at New England, 1/14/17 (Div)
	vs. Oakland, 1/7/17 (WC)
	at New England, 1/13/13 (Div)
	vs. Cincinnati, 1/7/12 (WC)
	at Baltimore, 1/15/12 (Div)

POSTSEASON TEAM RECORDS

Most Points in Third Quarter

8	vs. Bills, 1/4/20 (WC)
7	vs. Kansas City, 1/12/20 (Div)
	vs. Cincinnati, 1/5/13 (WC)
	vs. Cincinnati, 1/7/12 (WC)

Most Points in Fourth Quarter

15	at New England, 1/13/13 (Div)
11	vs. Bills, 1/4/20 (WC)
7	vs. Indianapolis, 1/5/19 (WC)
	vs. Oakland, 1/7/17 (WC)
	vs. Cincinnati, 1/7/12 (WC)

Most Points in First Quarter, Opponent

17	at Baltimore, 1/15/12 (Div)
14	vs. Indianapolis, 1/5/19 (WC)
	at New England, 1/14/17 (Div)

Most Points in Second Quarter, Opponent

28	vs. Kansas City, 1/12/20 (Div)
10	at New England, 1/13/13 (Div)
7	vs. Indianapolis, 1/5/19 (WC)
	vs. Cincinnati, 1/5/13 (WC)

Most Points in Third Quarter, Opponent

14	at New England, 1/13/13 (Div)
13	vs. Kansas City, 1/12/20 (Div)
7	at New England, 1/14/17 (Div)
	vs. Kansas City, 1/9/16 (WC)

Most Points in Fourth Quarter, Opponent

10	vs. Kansas City, 1/12/20 (Div)
	vs. New England, 1/14/17 (Div)
	vs. Kansas City, 1/9/16 (WC)
	at New England, 1/13/13 (Div)

Most Points in First Quarter, Both Teams

21	Texans 21 at Kansas City 0, 1/12/20 (Div)
20	Texans 3 at Baltimore 17, 1/15/12 (Div)
17	Texans 3 at New England 14, 1/14/17 (Div)
	Texans 10 vs. Oakland 7, 1/7/17 (WC)

Most Points in Second Quarter, Both Teams

31	Texans 3 at Kansas City 28, 1/12/20 (Div)
20	Texans 10 at New England 10, 1/13/13 (Div)
13	Texans 10 at New England 3, 1/14/17 (Div)
	Texans 6 vs. Cincinnati 7, 1/5/13 (WC)
	Texans 10 vs. Cincinnati 3, 1/7/12 (WC)

Most Points in Third Quarter, Both Teams

14	Texans 0 at New England 14, 1/13/13 (Div)
11	Texans 8 vs. Buffalo 3, 1/4/20 (WC)
10	Texans 7 vs. Cincinnati 3, 1/5/13 (WC)

Most Points in Fourth Quarter, Both Teams

25	Texans 15 at New England 10, 1/13/13 (Div)
14	Texans 11 vs. Buffalo 3, 1/4/20 (WC)
	Texans 7 vs. Oakland 7, 1/7/17 (WC)

Consecutive Games Scoring a Touchdown

5	1/7/17 through 1/12/20
---	------------------------

Consecutive Games Scoring

5	1/7/17 through 1/12/20
---	------------------------

Consecutive Quarters Held Scoreless

4	1st through 4th quarter vs. Kansas City, 1/9/16 (WC)
---	--

Consecutive Quarters Held Scoreless, Opponents

2	3rd and 4th quarters vs. Cincinnati, 1/7/12 (WC)
2	2nd and 3rd quarters at Baltimore, 1/15/12 (Div)
2	2nd and 3rd quarters vs. Oakland, 1/7/17 (WC)

Consecutive Quarters Held Without a Touchdown, Opponents

3	2nd through 4th quarters vs. Buffalo, 1/4/20 (WC)
3	2nd through 4th quarters at Baltimore, 1/15/12 (Div)
3	2nd through 4th quarters vs. Cincinnati, 1/7/12 (WC)
2	3rd and 4th quarters vs. Cincinnati, 1/5/13 (WC)
2	2nd and 3rd quarters vs. Oakland, 1/7/17 (WC)

Most Points By Half

First Half

24	vs. Kansas City, 1/12/20 (Div)
20	vs. Oakland, 1/7/17 (WC)
17	vs. Cincinnati, 1/7/12 (WC)

Second Half

19	vs. Buffalo, 1/4/20 (WC)
15	at New England, 1/13/13 (Div)
14	vs. Cincinnati, 1/7/12 (WC)

Most Points By Half, Opponent

First Half

28	vs. Kansas City, 1/12/20 (Div)
21	vs. Indianapolis, 1/5/19 (WC)
17	vs. New England, 1/14/17 (Div)
	at New England, 1/13/13 (Div)
	at Baltimore, 1/15/12 (Div)

Second Half

24	at New England, 1/13/13 (Div)
23	vs. Kansas City, 1/12/20 (Div)
17	vs. New England, 1/14/17 (Div)
	vs. Kansas City, 1/9/16 (WC)

Most Points By Half, Both Teams

First Half

52	Texans 24 vs. Kansas City 28, 1/12/20 (Div)
30	Texans 13 at New England 17, 1/13/13 (Div)
30	Texans 13 at Baltimore 17, 1/15/12 (Div)
30	Texans 13 at New England 17, 1/14/17 (Div)

Second Half

39	Texans 15 at New England 24, 1/13/13 (Div)
30	Texans 7 vs. Kansas City 23, 1/12/20 (Div)
25	Texans 19 vs. Buffalo 6, 1/4/20 (WC)

EXTRA POINTS

Season

5	2011
4	2019
	2016

Game

4	vs. Kansas City, 1/12/20 (Div)
---	--------------------------------

POSTSEASON TEAM RECORDS

	vs. Cincinnati, 1/7/12 (WC)
3	vs. Oakland, 1/7/17 (WC)
Season, Opponent	
7	2019
6	2016
	2012
3	2018
	2015
	2011
Game, Opponent	
6	vs. Kansas City, 1/12/20 (Div)
5	at New England, 1/13/13 (Div)
4	at New England, 1/14/17 (Div)

TWO-POINT CONVERSIONS

Season	
2	2019
1	2012
Game	
2	vs. Buffalo, 1/4/20 (WC)
1	at New England, 1/13/13 (Div)

DEFENSIVE TOUCHDOWNS

Season	
1	2011
Game	
1	vs. Cincinnati, 1/7/12 (WC)
Game, Opponent	
1	vs. Cincinnati, 1/5/13 (WC)

SCORING MARGIN

Margin of Victory	
21	vs. Cincinnati, 1/7/12 (WC)
13	vs. Oakland, 1/7/17 (WC)
Margin of Defeat	
30	vs. Kansas City, 1/9/16 (WC)
20	at Kansas City, 1/12/20 (Div)
18	at New England, 1/14/17 (Div)
Largest Deficit Overcome	
16	vs. Buffalo, 1/4/20 (WC), down 16-0, 22-19 final
7	vs. Cincinnati, 1/7/12 (WC), down 7-0, 31-10 final
1	vs. Cincinnati, 1/5/13 (WC), down 7-6, 19-13 final
Largest Lead Before Opponent Scores	
21	at Kansas City, 1/12/20 (Div)
13	vs. Oakland, 1/7/17 (WC)

SCORING DRIVES

Longest Scoring Drive (Net Yards)	
89	vs. Indianapolis, 1/9/19 (WC), 16 plays, TD
86	at Baltimore, 1/15/12 (Div), 12 plays, TD
83	vs. Cincinnati, 1/7/12 (WC), 9 plays, TD
80	vs. Cincinnati, 1/7/12 (WC), 6 plays, TD
Longest Scoring Drive (Time)	

8:12	at New England, 1/14/17 (Div), 14 plays, 62 yards, FG
7:12	vs. Cincinnati, 1/7/12 (WC), 13 plays, 48 yards, FG
7:05	vs. Cincinnati, 1/5/13 (WC), 13 plays, 76 yards, FG
Shortest Scoring Drive (Yards)	
3	at New England, 1/13/13 (Div), 4 plays, FG
4	vs. Oakland, 1/7/17 (WC), 1 play, TD
Shortest Scoring Drive (Plays)	
1	vs. Oakland, 1/7/17 (WC), 4 yards, TD
2	at Kansas City, 1/12/20 (Div), 6 yards, TD
	at New England, 1/14/17 (Div), 12 yards, TD
3	vs. Cincinnati, 1/7/12 (WC), 54 yards, TD
Shortest Scoring Drive (Time)	
0:04	vs. Oakland, 1/7/17 (WC), 1 play, 4 yards, TD
0:24	at New England, 1/13/13 (Div), 5 plays, 25 yards, FG
0:40	at New England, 1/14/17 (Div), 2 plays, 12 yards, TD
0:48	at Kansas City, 1/12/20 (Div), 2 plays, 6 yards, TD
0:50	at New England, 1/14/17 (Div), 4 plays, 6 yards, FG

TOTAL OFFENSE

Most Net Yards Gained, Season	
845	2012
802	2019
Most Net Yards Gained, Game	
442	at Kansas City, 1/12/20 (Div)
425	at New England, 1/13/13 (Div)
420	vs. Cincinnati, 1/5/13 (WC)
Fewest Net Yards Gained, Season	
226	2015
Fewest Net Yards Gained, Game	
226	vs. Kansas City, 1/9/16 (WC)
285	at New England, 1/14/17 (Div)
Most Net Yards Allowed, Season	
859	2019
655	2012
Most Net Yards Allowed, Game	
457	at New England, 1/13/13 (Div)
434	at Kansas City, 1/12/20 (Div)
425	vs. Buffalo, 1/4/20 (WC)
422	vs. Indianapolis, 1/5/19 (WC)
377	at New England, 1/14/17 (Div)
Fewest Net Yards Allowed, Season	
314	2015
Fewest Net Yards Allowed, Game	
198	vs. Cincinnati, 1/5/13 (WC)
203	vs. Oakland, 1/7/17 (WC)
Most Net Yards Gained, Season, Both Teams	
1,661	2019
1,500	2012
Most Net Yards Gained, Game, Both Teams	
882	Texans 425 at New England 457, 1/13/13 (Div)
876	Texans 434 at Kansas City 442, 1/12/20 (Div)
785	Texans 360 vs. Buffalo 425, 1/4/20 (WC)

POSTSEASON TEAM RECORDS

744	Texans 322 vs. Indianapolis 422, 1/9/18 (WC)
662	Texans 285 at New England 377, 1/14/17 (Div)

Fewest Net Yards Gained, Season, Both Teams

494	2015
-----	------

Fewest Net Yards Gained, Game, Both Teams

494	Texans 291 vs. Oakland 203, 1/7/17 (WC)
540	Texans 226 vs. Kansas City 314, 1/9/16 (WC)

Most Net Yards Gained, First Half

250	vs. Cincinnati, 1/5/13 (WC)
237	at Kansas City, 1/12/19 (Div)
209	vs. Oakland, 1/7/17 (WC)

Most Net Yards Gained, Second Half

279	vs. Buffalo, 1/4/19 (WC)
222	at New England, 1/13/13 (Div)
205	at Kansas City, 1/12/20 (Div)
	vs. Indianapolis, 1/5/19 (WC)

Fewest Net Yards Gained, First Half

81	vs. Buffalo, 1/4/20 (WC)
117	vs. Indianapolis, 1/5/19 (WC)
123	vs. Kansas City, 1/9/16 (WC)
123	at New England, 1/14/17 (Div)

Fewest Net Yards Gained, Second Half

82	vs. Oakland, 1/7/17 (WC)
103	vs. Kansas City, 1/9/16 (WC)
134	at Baltimore, 1/15/12 (Div)

Most Net Yards Allowed, First Half

277	vs. Indianapolis, 1/5/19 (WC)
260	at New England, 1/13/13 (Div)
247	vs. Buffalo, 1/4/20 (WC)

Most Net Yards Allowed, Second Half

260	at Kansas City, 1/12/20 (Div)
221	at New England, 1/14/17 (Div)
197	at New England, 1/13/13 (Div)

Fewest Net Yards Allowed, First Half

53	vs. Cincinnati, 1/5/13 (WC)
75	vs. Oakland, 1/7/17 (WC)

Fewest Net Yards Allowed, Second Half

109	at Baltimore, 1/15/12 (Div)
128	vs. Oakland, 1/7/17 (WC)

Most Net Yards Gained, First Quarter

119	at Kansas City, 1/12/20 (Div)
112	vs. Cincinnati, 1/5/13 (WC)
93	vs. Cincinnati, 1/7/12 (WC)

Most Net Yards Gained, Second Quarter

155	vs. Oakland, 1/7/17 (WC)
138	vs. Cincinnati, 1/5/13 (WC)

Most Net Yards Gained, Third Quarter

101	vs. Cincinnati, 1/5/13 (WC)
98	at New England, 1/14/17 (Div)

Most Net Yards Gained, Fourth Quarter

150	at New England, 1/13/13 (Div)
122	at Kansas City, 1/12/20 (Div)
120	vs. Indianapolis, 1/5/19 (WC)

Fewest Net Yards Gained, First Quarter

35	vs. Kansas City, 1/9/16 (WC)
39	vs. Indianapolis, 1/5/19 (WC)

Fewest Net Yards Gained, Second Quarter

25	vs. Buffalo, 1/4/20 (WC)
52	at New England, 1/14/17 (Div)
63	vs. Cincinnati, 1/7/12 (WC)

Fewest Net Yards Gained, Third Quarter

34	vs. Oakland, 1/7/17 (WC)
40	vs. Kansas City, 1/9/16 (WC)

Fewest Net Yards Gained, Fourth Quarter

48	vs. Oakland, 1/7/17 (WC)
63	vs. Kansas City, 1/9/16 (WC)

Most Net Yards Allowed, First Quarter

155	vs. Indianapolis, 1/5/19 (WC)
101	vs. Buffalo, 1/4/20 (WC)
96	at New England, 1/13/13 (Div)
71	at Baltimore, 1/15/12 (Div)

Most Net Yards Allowed, Second Quarter

164	at New England, 1/13/13 (Div)
146	vs. Buffalo, 1/4/20 (WC)
128	at Kansas City, 1/12/20 (Div)

Most Net Yards Allowed, Third Quarter

161	at Kansas City, 1/12/20 (WC)
151	vs. Kansas City, 1/9/16 (WC)
141	at New England, 1/14/17 (Div)

Most Net Yards Allowed, Fourth Quarter

113	vs. Oakland, 1/7/17 (WC)
99	at Kansas City, 1/12/20 (Div)
86	vs. Buffalo, 1/4/20 (WC)
81	vs. Indianapolis, 1/5/19 (WC)

Fewest Net Yards Allowed, First Quarter

19	vs. Cincinnati, 1/5/13 (WC)
43	at New England, 1/14/17 (Div)

Fewest Net Yards Allowed, Second Quarter

24	vs. Oakland, 1/7/17 (WC)
34	vs. Cincinnati, 1/5/13 (WC)

Fewest Net Yards Allowed, Third Quarter

15	vs. Oakland, 1/7/17 (WC)
64	vs. Indianapolis, 1/5/19 (WC)
	vs. Cincinnati, 1/7/12 (WC)

Fewest Net Yards Allowed, Fourth Quarter

27	vs. Kansas City, 1/9/16 (WC)
44	at Baltimore, 1/15/12 (Div)

RUSHING

RUSHING YARDS

Season

319	2011
-----	------

Game

188	vs. Cincinnati, 1/7/12 (WC)
-----	-----------------------------

POSTSEASON TEAM RECORDS

158 vs. Cincinnati, 1/5/13 (WC)

Fewest, Season

105 2018

Fewest, Game

91 at New England, 1/13/13 (Div)

94 at Kansas City, 1/12/20 (Div)

Most Allowed, Season

290 2019

202 2012

Most Allowed, Game

200 vs. Indianapolis, 1/5/19 (WC)

172 vs. Buffalo, 1/4/20 (WC)

141 vs. Kansas City, 1/9/16 (WC)

Fewest Allowed, Season

141 2015

Fewest Allowed, Game

64 vs. Oakland, 1/7/17 (WC)

76 vs. Cincinnati, 1/7/12 (WC)

Season, Both Teams

525 2019

482 2011

Game, Both Teams

313 Texans 141 vs. Buffalo 172, 1/4/20 (WC)

305 Texans 105 vs. Indianapolis 200, 1/5/19 (WC)

264 Texans 188 vs. Cincinnati 76, 1/7/12 (WC)

Fewest, Season, Both Teams

255 2015

Fewest, Game, Both Teams

187 Texans 123 vs. Oakland 64, 1/7/17 (WC)

203 Texans 105 at New England 98, 1/14/17 (Div)

ATTEMPTS

Season

67 2016

Game

44 vs. Oakland, 1/7/17 (WC)

39 vs. Cincinnati, 1/5/13 (WC)

Fewest, Season

16 2018

Fewest, Game

16 vs. Indianapolis, 1/5/19 (WC)

21 at Kansas City, 1/12/20 (Div)

Season, Opponent

51 2019

50 2011

Game, Opponent

37 vs. Kansas City, 1/9/16 (WC)

35 vs. Indianapolis, 1/5/19 (WC)

31 at Baltimore, 1/15/12 (Div)

Fewest, Season, Opponent

35 2018

Fewest, Game, Opponent

16 vs. Cincinnati, 1/5/13 (WC)

19 vs. Cincinnati, 1/7/12 (WC)

RUSHING AVERAGE

Season

6.6 2018 (16-105)

Game

6.6 vs. Indianapolis (WC) (16-105)

5.4 vs. Cincinnati, 1/7/12 (WC) (35-188)

Lowest, Season

3.4 2016 (67-228)

Lowest, Game

2.8 vs. Oakland, 1/7/17 (WC) (44-123)

4.0 at New England, 1/13/13 (Div) (23-91)

Season, Opponent

5.7 2019 (51-290)

2018 (35-200)

Game, Opponent

5.7 vs. Buffalo, 1/4/20 (WC) (30-172)

vs. Indianapolis, 1/5/19 (WC) (35-200)

PASSING

NET YARDS PASSING

Most, Season

596 2012

Most, Game

348 at Kansas City, 1/12/20 (Div)

334 at New England, 1/13/13 (Div)

262 vs. Cincinnati, 1/5/13 (WC)

Fewest, Season

112 2015

Fewest, Game

112 vs. Kansas City, 1/9/16 (WC)

152 vs. Cincinnati, 1/7/12 (WC)

Most Allowed, Season

569 2019

Most Allowed, Game

335 at New England, 1/13/13 (Div)

316 at Kansas City, 1/12/20 (Div)

279 at New England, 1/14/17 (Div)

Fewest Allowed, Season

173 2015

Fewest Allowed, Game

118 vs. Cincinnati, 1/5/13 (WC)

139 vs. Oakland, 1/7/17 (WC)

Most, Season, Both Teams

1,136 2019

1,049 2012

Most, Game, Both Teams

669 Texans 334 at New England 335, 1/13/13 (Div)

664 Texans 348 at Kansas City 316, 1/12/20 (Div)

527 Texans 247 vs. Buffalo 280, 1/4/20 (WC)

459 Texans 180 vs. New England 279, 1/14/17 (Div)

Fewest, Season, Both Teams

POSTSEASON TEAM RECORDS

285	2015
Fewest, Game, Both Teams	
285	Texans 112 vs. Kansas City 173, 1/9/16 (WC)
307	Texans 168 vs. Oakland 139, 1/7/17 (WC)

GROSS YARDS PASSING

Most, Season	
635	2019
605	2012
Most, Game	
388	at Kansas City, 1/12/20 (Div)
343	at New England, 1/13/13 (Div)
262	vs. Cincinnati, 1/5/13 (WC)
Fewest, Season	
136	2015
Fewest, Game	
136	vs. Kansas City, 1/9/16 (WC)
159	vs. Cincinnati, 1/7/12 (WC)
Most Allowed, Season	
601	2019
471	2012
Most Allowed, Game	
344	at New England, 1/13/13 (Div)
321	at Kansas City, 1/12/20 (Div)
287	at New England, 1/14/17 (Div)
Fewest Allowed, Season	
190	2015
Fewest Allowed, Game	
127	vs. Cincinnati, 1/5/13 (WC)
161	vs. Oakland, 1/7/17 (WC)

PASS ATTEMPTS

Most, Season	
89	2012
Most, Game	
52	at Kansas City, 1/12/20 (Div)
51	at New England, 1/13/13 (Div)
49	vs. Indianapolis, 1/5/19 (WC)
40	at New England, 1/14/17 (Div)
Fewest, Season	
34	2015
Fewest, Game	
20	vs. Cincinnati, 1/7/12 (WC)
25	vs. Buffalo, 1/4/20 (WC)
	vs. Oakland, 1/7/17 (WC)
Most, Season, Opponent	
83	2019
	2016
Most, Game, Opponent	
48	vs. Buffalo, 1/4/20 (WC)
45	vs. Oakland, 1/7/17 (WC)
42	vs. Cincinnati, 1/7/12 (WC)
Fewest, Season, Opponent	
22	2015

PASS COMPLETIONS

Most, Season	
63	2012
Most, Game	
34	at New England, 1/13/13 (Div)
31	at Kansas City, 1/12/20 (Div)
29	vs. Indianapolis, 1/5/19 (WC)
	vs. Cincinnati, 1/5/13 (WC)
Fewest, Season	
15	2015
Fewest, Game	
11	vs. Cincinnati, 1/7/12 (WC)
14	vs. Oakland, 1/7/17 (WC)
Most, Season, Opponent	
48	2019
41	2011
Most, Game, Opponent	
27	vs. Cincinnati, 1/7/12 (WC)
25	vs. Buffalo, 1/4/20 (WC)
	at New England, 1/13/13 (Div)
Fewest, Season, Opponent	
17	2015
Fewest, Game, Opponent	
14	vs. Cincinnati, 1/5/13 (WC)
	at Baltimore, 1/15/12 (Div)

TOUCHDOWN PASSES

Most, Season	
3	2019
2	2016
	2012
1	2018
	2011
Most, Game	
2	at Kansas City, 1/12/20 (Div)
	at New England, 1/13/13 (Div)
1	5x, last vs. Buffalo, 1/4/20 (WC)
Most, Season, Opponent	
6	2019
3	2016
	2012
2	2018
	2011
Most, Game, Opponent	
5	at Kansas City, 1/12/20 (Div)
3	at New England, 1/13/13 (Div)
2	3x - last vs. Indianapolis, 1/5/19 (WC)

CONSECUTIVE GAMES WITH A PASSING TOUCHDOWN

Texans	
5	vs. Oakland 1/7/17 (WC) through vs. Kansas City 1/12/20 (Div)
Opponent	

POSTSEASON TEAM RECORDS

7 at New England 1/13/13 through vs. Kansas City 1/12/20 (Div)

FIRST DOWNS

Most, Season

49 2012

Most, Game

25 at New England, 1/13/13 (Div)

24 vs. Cincinnati, 1/5/13 (WC)

Fewest, Season

14 2015

Fewest, Game

14 at New England, 1/14/17 (Div)

vs. Kansas City, 1/9/16 (WC)

Most Allowed, Season

53 2019

36 2016

2012

Most Allowed, Game

29 at Kansas City, 1/12/20 (Div)

26 vs. Indianapolis, 1/5/19 (WC)

24 vs. Buffalo, 1/4/20 (WC)

at New England, 1/13/13 (Div)

Fewest Allowed, Season

18 2015

Fewest Allowed, Game

11 at Baltimore, 1/15/12 (Div)

12 vs. Cincinnati, 1/5/13 (WC)

Most, Season, Both Teams

95 2019

85 2012

Most, Game, Both Teams

52 Texans 23 at Kansas City 29, 1/12/20 (Div)

49 Texans 25 at New England 24, 1/13/13 (Div)

43 Texans 19 vs. Buffalo 24, 1/4/20 (WC)

Fewest, Season, Both Teams

32 2015

Fewest, Game, Both Teams

27 Texans 16 at Baltimore 11, 1/15/12 (Div)

32 Texans 14 vs. Kansas City 18, 1/9/16 (WC)

RUSHING FIRST DOWNS

Most, Season

14 2011

Most, Game

9 vs. Cincinnati, 1/7/12 (WC)

8 vs. Cincinnati, 1/5/13 (WC)

Fewest, Season

3 2015

7 2018

Fewest, Game

3 vs. Kansas City, 1/9/16 (WC)

Most, Season, Opponent

19 2019

13 2012

Most, Game, Opponent

10 vs. Buffalo, 1/4/20 (WC)

vs. Indianapolis, 1/5/19 (WC)

9 at Kansas City, 1/12/20 (Div)

Fewest, Season, Opponent

8 2015

Fewest, Game, Opponent

2 at Baltimore, 1/15/12 (Div)

3 vs. Oakland, 1/7/17 (WC)

PASSING FIRST DOWNS

Most, Season

32 2012

Most, Game

19 at New England, 1/13/13 (Div)

18 at Kansas City, 1/12/20 (Div)

Fewest, Season

10 2018

Fewest, Game

8 at New England, 1/14/17 (Div)

Most, Season, Opponent

30 2019

23 2016

Most, Game, Opponent

16 at Kansas City, 1/12/20 (Div)

15 at New England, 1/13/13 (Div)

14 vs. Buffalo, 1/4/20 (WC)

vs. Indianapolis, 1/5/19 (WC)

Fewest, Season, Opponent

8 2015

Fewest, Game, Opponent

5 vs. Cincinnati, 1/5/13 (WC)

8 vs. Kansas City, 1/9/16 (WC)

FIRST DOWNS BY PENALTY

Most, Season

5 2016

Most, Game

3 vs. Oakland, 1/7/17 (WC)

vs. Cincinnati, 1/5/13 (WC)

2 at New England, 1/14/17 (Div)

Fewest, Season

0 2018

Fewest, Game

0 2 times, last; vs. Indianapolis, 1/5/19 (WC)

Most, Season, Opponent

4 2019

2016

Most, Game, Opponent

4 at Kansas City, 1/12/20 (Div)

2 6x, last; vs. Indianapolis, 1/5/19 (WC)

Fewest, Season, Opponent

2 2018

POSTSEASON TEAM RECORDS

2015

2011

Fewest, Game, Opponent

0 vs. Buffalo, 1/4/20 (WC)

at Baltimore, 1/15/12 (Div)

1 at New England, 1/13/13 (Div)

FIELD GOALS

Most, Season

6 2012

Fewest, Season

0 2018

2015

Most Attempted, Season

6 2012

Fewest Attempted, Season

0 2018

2015

Most Attempted, Game

4 vs. Cincinnati, 1/5/13 (WC)

3 at New England, 1/14/17 (Div)

at Baltimore, 1/15/12 (Div)

Most Converted, Game

4 vs. Cincinnati, 1/5/13 (WC)

3 at New England, 1/14/17 (Div)

Consecutive Games Scoring Field Goals

4 1/7/12 – 1/13/13

Most Field Goals Made, Season, Opponent

5 2019

4 2012

Fewest Field Goals Made, Season, Opponent

0 2018

2 2016

Most Field Goals Attempted, Season, Opponent

5 2019

4 2012

2011

Fewest Field Goals Attempted, Season, Opponent

0 2018

2 2016

Most Field Goals Attempted, Game, Opponent

4 vs. Buffalo, 1/4/20 (WC)

3 vs. Kansas City, 1/9/16 (WC)

2 5x - last: at New England, 1/14/17 (Div)

Most Field Goals Converted, Game, Opponent

4 at Kansas City, 1/12/20 (Div)

3 vs. Kansas City, 1/9/16 (WC)

2 4x - last: at New England, 1/14/17 (Div)

Most Field Goals Converted, Game, Both Teams

6 Texans 2 vs. Buffalo 4, 1/4/20 (WC)

Texans 4 vs. Cincinnati 2, 1/5/13 (WC)

5 Texans 3 at New England 2, 1/14/17 (Div)

POSTSEASON TEAM RECORDS

PUNTING

Most, Season

17 2016

Most, Game

9 vs. Oakland, 1/7/17

Fewest, Season

5 2018
2015

Fewest, Game

3 at Kansas City, 1/12/20 (Div)
vs. Cincinnati, 1/5/13 (WC)

Most Yards, Season

755 2016

Most Yards, Game

414 vs. Oakland, 1/7/17 (WC)

Fewest Yards, Season

228 2015

Fewest yards, Game

126 vs. Cincinnati, 1/5/13 (WC)
137 at Kansas City, 1/12/20 (Div)
182 at New England, 1/13/13 (Div)

Most Punts, Season, Opponent

16 2016

Most Punts, Game, Opponent

10 vs. Oakland, 1/7/17 (WC)

Fewest Punts, Season, Opponent

4 2018, 2015

Fewest Punts, Game, Opponent

3 vs. Cincinnati, 1/7/12 (WC)

Most Yards, Season, Opponent

697 2016

Most Yards, Game, Opponent

457 vs. Oakland, 1/7/17 (WC)

Fewest Punting Yards, Season, Opponent

148 2018

Fewest Punting Yards, Game, Opponent

123 at Kansas City, 1/12/20 (Div)
145 vs. Cincinnati, 1/7/12 (WC)
148 vs. Indianapolis, 1/5/19 (WC)

Most Punts, Season, Both Teams

33 2016

Most Punts, Game, Both Teams

19 Texans 9 vs. Oakland 10, 1/7/17 (WC)

Fewest Punts, Season, Both Teams

9 2015

Fewest Punts, Game, Both Teams

7 Texans 3 vs. Kansas City 4, 1/12/20 (Div)
8 Texans 3 vs. Cincinnati 5, 1/5/13 (WC)
8 Texans 5 vs. Cincinnati 3, 1/7/12 (WC)

Highest Punting Average, Season

46.8 2018, 5 punts

Lowest Punting Average, Season

38.5 2012, 5 punts

Highest Punting Average, Game (Minimum 4 punts)

50.2 vs. Cincinnati, 1/7/12 (WC), 5 punts

Highest Punting Average, Season, Opponent

49.7 2012, 10 punts

Highest Punting Average, Game, Opponent (Minimum 4 punts)

52.8 at New England, 1/13/13 (Div), 5 punts

Lowest Punting Average, Season, Opponent

37.0 2018, 4 punts

Lowest Punting Average, Game, Opponent (Minimum 4 punts)

37.0 vs. Indianapolis, 1/5/19 (WC), 4 punts
40.0 at New England, 1/14/17, 6 punts

PUNT RETURNS

Most, Season

9 2011

Most, Game

6 at Baltimore, 1/15/12 (Div)
4 vs. Oakland, 1/7/17 (WC)

Fewest, Season

0 2018
2015

Fewest, Game

0 vs. Indianapolis, 1/5/19 (WC)
vs. Kansas City, 1/9/16 (WC)

Most Yards, Season

57 2016

Most Yards, Game

34 at New England, 1/14/17 (Div)
23 vs. Oakland, 1/7/17 (WC)

Fewest Yards, Season

0 2018
2015

Fewest Yards, Game

0 vs. Kansas City, 1/9/16 (WC)
4 at Baltimore, 1/15/12 (Div)

Highest Average, Season

11.0 2019 (2-22)
9.5 2016 (6-57)

Highest Average, Game (Minimum 4 returns)

5.8 vs. Oakland, 1/7/17 (WC)

Lowest Average, Season

0 2018 (0-0)
2015 (0-0)

Lowest Average, Game (Minimum 4 returns)

0.7 at Baltimore, 1/15/12 (Div)

Most Returns, Season, Opponent

10 2016

Most Returns, Game, Opponent

6 vs. Oakland, 1/7/17 (WC)

Fewest Punt Returns, Season, Opponent

2 2018

Fewest Punt Returns, Game, Opponent

0 at Baltimore, 1/15/12 (Div)

POSTSEASON TEAM RECORDS

1	vs. Buffalo, 1/4/20 (WC)
	at New England, 1/13/13 (Div)
Most Punt Return Yards, Season, Opponent	
96	2016
Most Punt Return Yards, Game, Opponent	
70	vs. Oakland, 1/7/17 (WC)
34	vs. Kansas City, 1/9/16 (WC)
Fewest Punt Return Yards, Season, Opponent	
0	2018
Fewest Punt Return Yards, Game, Opponent	
0	vs. Indianapolis, 1/5/19 (WC)
	at New England, 1/13/13 (Div)
	at Baltimore, 1/15/12 (Div)
Highest Punt Return Average, Season, Opponent	
10.0	2018 (2-20)
Highest punt return Average, Game, Opponent, (Minimum 4 returns)	
11.7	vs. Oakland, 1/7/17 (WC)
Lowest Punt Return Average, Season, Opponent	
3	2012 (4-12)
Lowest Punt Return Average, Game, Opponent (Minimum 4 returns)	
6.5	at New England, 1/14/17 (Div)
Most Touchdowns, Punt Returns	
None	
Most Touchdowns, Punt Returns, Opponent	
None	

KICKOFF RETURNS

Most, Season	
7	2012
Most, Game	
5	at New England, 1/13/13 (Div)
4	at Baltimore, 1/15/12 (Div)
Fewest, Season	
0	2015
Fewest, Game	
0	vs. Kansas City, 1/9/16 (WC)
0	vs. Cincinnati, 1/7/12 (WC)
Most Yards, Season	
277	2012
Most Yards, Game	
230	at New England, 1/13/13 (Div)
Fewest Yards, Season	
0	2015
Fewest Yards, Game	
0	vs. Kansas City, 1/9/16 (WC)
0	vs. Cincinnati, 1/7/12 (WC)
Highest Average, Season	
39.6	2012 (7-277)
Highest Average, Game (Minimum 4 returns)	
46.0	at New England, 1/13/13 (Div) (5-230)
Lowest Average, Season	
0.0	2015 (0-0)

Lowest Average, Game (Minimum 4 returns)	
33.3	at Baltimore, 1/15/12 (Div) (4-133)
Most Returns, Season, Opponent	
9	2012
Most Returns, Game, Opponent	
6	at Kansas City, 1/12/20 (Div)
	vs. Cincinnati, 1/5/13 (WC)
3	3x - last: at New England, 1/14/17 (Div)
Fewest Returns, Season, Opponent	
0	2018
Fewest Returns, Game, Opponent	
0	vs. Buffalo, 1/4/20 (WC)
	vs. Indianapolis, 1/5/19 (WC)
1	vs. Kansas City, 1/9/16 (WC)
	at Baltimore, 1/15/12 (Div)
	vs. Cincinnati, 1/7/12 (WC)
Most Return Yards, Season, Opponent	
207	2012
Most Return Yards, Game, opponent	
156	vs. Cincinnati, 1/5/13 (WC)
142	at Kansas City, 1/12/20 (Div)
124	at New England, 1/14/17 (Div)
Fewest Return Yards, Season, Opponent	
0	2018
Fewest Return Yards, Game, Opponent	
0	vs. Buffalo, 1/4/20 (WC)
	vs. Indianapolis, 1/5/19 (WC)
Highest Return Average, Season, Opponent	
106.0	2015 (1-106)
Highest Return Average, Game, Opponent (Minimum 4 returns)	
26.0	vs. Cincinnati, 1/5/13 (WC) (6-156)
Lowest Return Average, Season, Opponent	
0	2018
Lowest Return Average, Game, Opponent (Minimum 4 returns)	
23.7	at Kansas City, 1/12/20 (Div) (6-142)
26.0	vs. Cincinnati, 1/5/13 (WC) (6-156)
Most Touchdowns, Kickoff Returns, Season	
None	
Most Touchdowns, Kickoff Returns, Game	
None	
Most Touchdowns, Kickoff Returns, Season, Opponent	
1	2016
	2015
Most Touchdowns, Kickoff Returns, Game, Opponent	
1	Dion Lewis, 98 yards at New England, 1/14/17 (Div)
	Knile Davis, 106 yards vs. Kansas City, 1/9/16 (WC)

FUMBLES

Most Fumbles, Season	
4	2019
3	2016
	2012

POSTSEASON TEAM RECORDS

2011

Most Fumbles, Game

3	at Baltimore, 1/15/12 (Div)
	at New England, 1/13/13 (Div)
	vs. Oakland, 1/7/17 (WC)

Fewest Fumbles, Season

0	2018
---	------

Fewest Fumbles, Game

0	vs. Indianapolis, 1/5/19 (WC)
	at New England, 1/14/17 (Div)
	vs. Cincinnati, 1/5/13 (WC)
	vs. Cincinnati, 1/7/12 (WC)

Most Fumbles Lost, Season

2	2019
1	2015
	2011

Most Fumbles Lost, Game

1	at Kansas City, 1/12/20 (Div.)
	vs. Buffalo, 1/4/20 (WC)
	vs. Kansas City, 1/9/16 (WC)
	at Baltimore, 1/15/12 (Div)

Fewest Fumbles Lost, Season

0	2018
	2016
	2012

Fewest Fumbles Lost, Game

0	6x - last: vs. Indianapolis, 1/5/19 (WC)
---	--

Most Touchdowns, Fumble Recovery, Season

None

Most Touchdowns, Fumble Recovery, Game

None

Most Fumbles, Season, Opponent

4	2019
	2011

Most Fumbles, Game, Opponent

3	at Baltimore, 1/15/12 (Div)
2	at Kansas City, 1/12/20 (Div)
	vs. Buffalo, 1/4/20 (WC)
	at New England, 1/14/17 (Div)

Fewest Fumbles, Season, Opponent

0	2018
	2015

Fewest Fumbles, Game, Opponent

0	4x - last: vs. Indianapolis, 1/5/19 (WC)
---	--

Most Fumbles Lost, Season, Opponent

2	2019
---	------

vs. Cincinnati, 1/7/12 (WC)

2	at New England, 1/14/17 (Div)
---	-------------------------------

Fewest Interceptions, Season

0	2019
1	2018
	2015
	2012

Fewest Interceptions, Game

0	at Kansas City, 1/12/20 (Div)
	vs. Buffalo, 1/4/20 (WC)
	at New England, 1/13/13 (Div)
	at Baltimore, 1/15/12 (Div)

Most Interceptions, Season, Opponent

4	2015
---	------

Most Interceptions, Game, Opponent

4	vs. Kansas City, 1/9/16 (WC)
3	at New England, 1/14/17 (Div)
	at Baltimore, 1/15/12 (Div)

Fewest Interceptions, Season, Opponent

0	2019
1	2018

Fewest Interceptions, Game, Opponent

0	at Kansas City, 1/12/20 (Div)
	vs. Buffalo, 1/4/20 (WC)
	vs. Oakland, 1/7/17 (WC)
	vs. Cincinnati, 1/7/12 (WC)
1	at New England, 1/13/13 (Div)
	vs. Cincinnati, 1/5/13 (WC)

Most Interception Return Yards, Season

42	2016
----	------

Interceptions Returned for Touchdowns, Season

1	2011
---	------

Most Interception Return Yards, Game

29	vs. Oakland, 1/7/17 (WC)
28	vs. Cincinnati, 1/7/12 (WC)

Interceptions Returned for Touchdowns, Game

1	vs. Cincinnati, 1/7/12 (WC)
---	-----------------------------

Interceptions Returned for Touchdowns, Season, Opponent

1	2012
---	------

Interceptions Returned for Touchdowns, Game, Opponent

1	vs. Cincinnati, 1/5/13 (WC)
---	-----------------------------

Most Interception Return Yards, Season, Opponent

58	2016
----	------

Most Interception Return Yards, Game, Opponent

58	at New England, 1/14/17 (Div)
35	vs. Kansas City, 1/9/16 (WC)
21	vs. Cincinnati, 1/5/13 (WC)

INTERCEPTIONS

Most Interceptions, Season

5	2016
---	------

Most Interceptions, Game

3	vs. Oakland, 1/7/17 (WC)
---	--------------------------

TOTAL TURNOVERS

Most Giveaways, Season

5	2015 (4 interceptions, 1 fumble)
---	----------------------------------

Fewest Giveaways, Season

POSTSEASON TEAM RECORDS

1	2018 (1 interception)
Most Giveaways, Game	
5	vs. Kansas City, 1/9/16 (WC) (4 interceptions, 1 fumble)
4	at Baltimore, 1/15/12 (Div) (3 interceptions, 1 fumble)
3	at New England, 1/14/17 (Div) (3 interceptions)
Fewest Giveaways, Game	
0	vs. Oakland, 1/7/17 (WC)
	vs. Cincinnati, 1/7/12 (WC)
Most Takeaways, Season	
6	2016 (5 interceptions, 1 fumble)
3	2011 (3 interceptions)
Fewest Takeaways, Season	
1	2018 (1 interception)
	2015 (1 interception)
	2012 (1 interception)
Most Takeaways, Game	
3	at New England, 1/14/17 (Div) (2 interceptions, 1 fumble)
	vs. Oakland, 1/7/17 (WC) (3 interceptions)
	vs. Cincinnati, 1/7/12 (WC) (3 interceptions)
Fewest Takeaways, Game	
0	at New England, 1/13/13 (Div)
	at Baltimore, 1/15/12 (Div)

SACKS

SACKS

Most Sacks, Season	
9	2011
Most Sacks, Game	
5	at Baltimore, 1/15/12 (Div)
4	vs. Cincinnati, 1/7/12 (WC)
Fewest Sacks, Season	
0	2018
Fewest Sacks, Game	
0	vs. Indianapolis, 1/5/19 (WC)
1	at Kansas City, 1/12/20 (Div)
	at New England, 1/13/13 (Div)
2	at New England, 1/14/17 (Div)
	vs. Cincinnati, 1/5/13 (WC)
Most Sacks, Season, Opponent	
12	2019
3	2018
	2016
	2015
Most Sacks, Game, Opponent	
7	vs. Buffalo, 1/4/20 (WC)
5	at Kansas City, 1/12/20 (Div)
3	vs. Indianapolis, 1/5/19 (WC)
	at New England, 1/14/17 (Div)
	vs. Kansas City, 1/9/16 (WC)

Fewest Sacks, Season, Opponent

1	2012
Fewest Sacks, Game, Opponent	
0	vs. Cincinnati, 1/5/13 (WC)
0	at Baltimore, 1/15/12 (Div)
0	vs. Oakland, 1/7/17 (WC)

PASSES DEFENDED

Game	
13	vs. Oakland, 1/7/17 (WC)

SAFTIES

Season	
None	
Game	
None	
Game, Opponent	
None	

PENALTIES

Most Penalties, Season	
12	2016
Most Penalties, Game	
8	vs. Indianapolis, 1/5/19 (WC)
7	3x - last: at Kansas City, 1/12/20 (Div)
Fewest Penalties, Season	
4	2015
Fewest Penalties, Game	
3	at New England, 1/13/13 (Div)
	at Baltimore, 1/15/12 (Div)
Most Yards Penalized, Season	
140	2016
Most Yards Penalized, Game	
87	at Kansas City, 1/12/20 (Div)
	vs. Cincinnati, 1/7/12 (WC)
75	at New England, 1/14/17 (Div)
Fewest Yards Penalized, Season	
29	2015
Fewest Yards Penalized, Game	
20	vs. Buffalo, 1/4/20 (WC)
	at New England, 1/13/13 (Div)
	at Baltimore, 1/15/12 (Div)
Most Penalties, Season, Opponent	
13	2016
Most Penalties, Game, Opponent	
8	vs. Oakland, 1/7/17 (WC)
7	vs. Buffalo, 1/4/20 (WC)
5	4x - last: at New England, 1/14/17 (Div)
Fewest Penalties, Season, Opponent	
2	2018
Fewest Penalties, Game, Opponent	
0	at Baltimore, 1/15/12 (Div)

POSTSEASON TEAM RECORDS

2	vs. Indianapolis, 1/5/19 (WC)
Most Yards Penalized, Season, Opponent	
113	2016
Most Yards Penalized, Game, Opponent	
64	vs. Buffalo, 1/4/20 (WC)
63	vs. Oakland, 1/7/17 (WC)
56	at New England, 1/13/13 (Div)
Fewest Yards Penalized, Season, Opponent	
10	2018
Fewest Yards Penalized, Game, Opponent	
0	at Baltimore, 1/15/12 (Div)
10	vs. Indianapolis, 1/5/19 (WC)
Most Penalties, Season, Both Teams	
25	2016
Most Penalties, Game, Both Teams	
15	Texans 7 vs. Oakland 8, 1/7/17 (WC)
12	Texans 7 vs. Cincinnati 5, 1/5/13 (WC)
Fewest Penalties, Season, Both Teams	
9	2015
Fewest Penalties, Game, Both Teams	
3	Texans 3 at Baltimore 0, 1/15/12 (Div)
8	Texans 3 at New England 5, 1/13/13 (Div)
	Texans 5 vs. Cincinnati 3, 1/7/12 (WC)
Most Yards Penalized, Season, Both Teams	
253	2016

Most Yards Penalized, Game, both teams

128 Texans 65 vs. Oakland 63, 1/7/17 (WC)

125 Texans 75 at New England 50, 1/14/17 (Div)

Fewest Yards Penalized, Season, Both Teams

77 2018

Fewest Yards Penalized, Game, Both Teams

20 Texans 20 at Baltimore 0, 1/15/12 (Div)

76 Texans 20 at New England 56, 1/13/13 (Div)

Home Games

71,800 vs. Kansas City, 1/9/16 (WC)

71,798 vs. Indianapolis, 1/5/19 (WC)

71,790 vs. Oakland, 1/7/17 (WC)

71,738 vs. Cincinnati, 1/5/13 (WC)

71,725 vs. Cincinnati, 1/7/12 (WC)

71,699 vs. Buffalo, 1/4/20 (WC)

Away Games

73,503 at Kansas City, 1/12/20 (Div)

71,547 at Baltimore, 1/15/12 (Div)

68,756 at New England, 1/13/13 (Div)

66,829 at New England, 1/14/17 (Div)



Coca-Cola

Coca-Cola
zero SUGAR

Proud partner of the
HOUSTON TEXANS

