

BALTIMORE COLTS
1977
MEDIA GUIDE

THE FRONT FOUR

LeBARON

Volaré



Cordoba

ARROW

See your Baltimore Metro Chrysler-Plymouth Dealer.

**Car Center
Chrysler-Plymouth**
123 North Point Blvd.
Baltimore
288-3100

**Doug Griffith
Chrysler-Plymouth**
9213 Harford Rd.
Baltimore
661-3400

Penn Brothers
201 Reisterstown Rd.
Pikesville
486-0700

Tate Chrysler-Plymouth
7 North Ritchie Highway
Glen Burnie
761-1560

**Chrysler-Plymouth
West**
5530 Balto. National Pike
Catonsville
744-7170

**Timonium
Chrysler-Plymouth**
10300 York Road
Cockeysville
666-9600

Capitol Motors
240 West Street
Annapolis
269-1700

1977 BALTIMORE COLTS SCHEDULE

PRESEASON

Friday, August 5	at Denver	7:00 p.m.
Sunday, August 14	at Houston	2:45 p.m.
Friday, August 19	MINNESOTA	8:30 p.m.
Saturday, August 27	at Dallas	8:00 p.m.
Friday, September 2	DETROIT	9:00 p.m.
Saturday, September 10	at Tampa Bay	8:00 p.m.

REGULAR SEASON

Sunday, September 18	at Seattle	1:00 p.m.
Sunday, September 25	N.Y. Jets at Giants Stadium	1:00 p.m.
Sunday, October 2	BUFFALO	2:00 p.m.
Sunday, October 9	MIAMI	2:00 p.m.
Sunday, October 16	at Kansas City	Noon
Sunday, October 23	at New England	4:00 p.m.
Sunday, October 30	PITTSBURGH	4:00 p.m.
Monday, November 7	WASHINGTON	9:00 p.m.
Sunday, November 13	at Buffalo	1:00 p.m.
Sunday, November 20	NEW YORK JETS	2:00 p.m.
Sunday, November 27	at Denver	2:00 p.m.
Monday, December 5	at Miami	9:00 p.m.
Sunday, December 11	DETROIT	2:00 p.m.
Sunday, December 18	NEW ENGLAND	4:00 p.m.

CONTENTS

PERSONNEL

Schedule and Contents	1
Organizational Chart	2
Colt Officers	3
Robert Irsay Biography	4
Dick Szymanski Biography	5
Ted Marchibroda Biography	6
Assistant Coaches and Support Personnel	7
Players	12
First-Year Roster	48
Veteran Roster	50
Training Camp Depth Chart	52
How The Colts Were Built	71

1976 IN REVIEW	53
-----------------------------	----

COLT HISTORY

Historical Highlights	68
Draft Story	72
Retired Jerseys	77
Hall of Fame Colts	77
All-Pro Colts	79
Pro Bowl Colts	79
Colt Championship Games	80
Colt Alumni	86

COLT RECORD BOOK

Colt Attendance Records	89
Individual Records	89
Team Records	97
Top Performances (Career, Season, Game)	100
Year-by-Year Leaders	104
Colt Lasts	107
Longest in Colt History	108
Top Individual Game Performance	
Against the Colts	108
Colt All-Time Results, and Series Records	109
Colt Preseason Results, and Series Records	118

COLT INFORMATION

Pronunciation Guide	122
Radio-TV Coverage	122
Memorial Stadium	125
League Schedule	125
Ticket Information	132
Media Information	132

PERSONNEL

BALTIMORE COLTS ORGANIZATION

FRONT OFFICE

ROBERT IRSAY	President and Treasurer
RICHARD SZYMANSKI	Executive Vice President and General Manager
HARRIET IRSAY	Vice President
MICHAEL G. CHERNOFF ..	Vice President and General Counsel
ERNIE ACCORSI	Assistant General Manager
JOSEPH CAUSIN	Vice President—Finance
ED ROSENBLOOM	Business Manager
FRED SCHUBACH	Player Personnel Director
BOB TERPENING	College Scout
WILT BROWNING	Public Relations Director
MARGE BLATT	Assistant Public Relations Director
LENNY MOORE	Promotions Director
JOHN UNITAS	Special Consultant
WILLIAM (BILL) ROBERTS ..	Ticket Manager
CAROL MARTIN	Assistant Ticket Manager
MARTIN DALY	Equipment Manager
ARTHUR EICH	Cinematographer
LOU ENGLE	Assistant in Public Relations

COACHING STAFF

TED MARCHIBRODA	Head Coach
MAXIE BAUGHAN	Defensive Coordinator and Linebackers
DICK BIELSKI	Receivers
GEORGE BOUTSELIS	Special Teams
WHITEY DOVELL	Offensive Line
ED KHAYAT	Defensive Line
FRANK LAUTERBUR	Defensive Secondary

MEDICAL STAFF

ED BLOCK	Head Trainer
MIKE O'SHEA	Assistant Trainer
DR. E. J. McDONNELL	Team Physician
DR. NORMAN FREEMAN	Team Physician
DR. I. NORTON BROTMAN	Team Dentist

OFFICE STAFF

Bookkeeping—Lois Winans, Head Bookkeeper; Mary Jane Henkelman, Assistant; Purchasing Agent—Lillian Henry; Secretarial—Lois Kirtz, General Manager; Rhea Furtaw, Asst. General Manager; Maureen Kilcullen, Head Coach; Nancy Rosensweig, Personnel; Doris Plopper, Business; Receptionist—Norma Cascio; Ticket Office Assistants—Gloria Hoffman and Don Felts; Mail Clerk—Daniel Noble.

BALTIMORE COLTS

Executive Plaza III
Hunt Valley, Maryland 21031
Telephone: 301-667-4400

COLTS TICKET OFFICE

Memorial Stadium
Baltimore, Maryland 21218
Telephone: 301-243-3611

BALTIMORE COLTS OFFICERS



ROBERT IRSAY
President
and
Treasurer



RICHARD F. SZYMANSKI
Executive Vice
President and
General Manager




HARRIET IRSAY
Vice
President



MICHAEL G. CHERNOFF
Vice President
and
General Counsel



TED MARCHIBRODA
Head
Coach



ERNIE ACCORSI
Assistant
General Manager



JOSEPH CAUSIN
Vice President—
Finance

ROBERT IRSAY

President and Treasurer

Borrow \$800 from your husband or wife, and that'll get you through the Harbor Tunnel toll gates more than 1,000 times.

For not much more than \$800, your friendly neighborhood travel agent will see to it that you are swept away from Baltimore-Washington International to the sun and sand of Waikiki, first-class round trip complete with stereo, in-flight movies, champagne, leis and appropriate jet lag.

You could outfit your favorite football player in the best of equipment from head to toes twice.

And —aah—you could buy 266 of Maryland's finest crabcakes for \$800.

But if you were a particular young man in Skokie, Illinois, in the early 1950's you'd go into the heating, ventilating and air-conditioning business, work it into a multimillion-dollar operation, purchase the Los Angeles Rams and trade them within days for the Baltimore Colts.

... and that's what Robert Irsay did with \$800.

Since he and former Colt owner Carroll Rosenbloom made sports history by trading entire teams in 1972, the former "walk-on" football player at Illinois has directed the Baltimore Colts as owner, president and treasurer.

"I could have stopped with the purchase of the Rams," says Irsay, "but I didn't. I wanted the Colts."

Among his rewards have been two straight American Conference Eastern Division championships and a current contender which shapes up as one of the most dramatic, exciting, young and talented teams in the National Football League.

The Robert Irsay Company became known and respected in the business and contracting fraternity throughout the world with impressive contractual assignments which have included Disney World, Detroit's Cobo Hall, and Chicago's First National Bank Building, a number of nuclear power stations and a wide range of office, residential and industrial complexes.

The Irsay Company was so successful that in June 1971 it attracted the attention of Zurn Industries, Inc., a New York Stock Exchange Company, which purchased the company and retained Irsay in a management capacity.

"I really didn't have enough money to start a company," Irsay recalls, "but my wife, Harriet, loaned me the \$800 to get started." Today Mrs. Irsay serves as a vice president of the Colts.

Irsay was raised in the rugged "Bucktown" section of Chicago's North Side and worked his way through the University of Illinois. Irsay eventually quit football to concentrate on his studies.

He served in the Marine Corps until his discharge in 1945 when he became employed in the mechanical contracting business.

Since he acquired the Baltimore Colts—officially on July 26, 1972—he has seen every Colt game, both home and away and both preseason and regular season. And he has directed the club through some of the franchise's more stormy hours.

"Professional football is one of the most exciting things in my life," says the 54-year old Chicagoan who had already once ventured into the world of pro sports prior to becoming owner of the Baltimore Colts.

He was one of the original partners in the Montreal Expos baseball franchise which joined the National League in 1968.

Irsay also is active in business and civic affairs and under his guidance, the Colts have participated in various charitable activities. He serves on the Board of Directors of the Eye Research Institute and raises funds for the Stritch School of Medicine at Loyola University in Chicago. He also is active in a number of other charitable efforts.

He was born March 5, 1923, and has remained active in golf and water sports. He and his wife have two sons, Tom, 23, and Jimmy, 18.

RICHARD F. SZYMANSKI

Executive Vice President and General Manager

At 44, Richard Frank Szymanski is a product of "the old days," and he's proud of it, thank you.

When Szymanski became Executive Vice President and General Manager of the Baltimore Colts last January with a commitment to "... make the fans feel like they own part of the Colts like they did in the old days," he was speaking from experience.

For just more than half his years, the Toledo, Ohio, native has been a Baltimore Colt. For 13 seasons, he was a player earning three appointments to the Pro Bowl and three times playing key roles in Colt championships as the center on the line charged with the responsibility of protecting John Unitas and opening holes for the likes of Lenny Moore and Tom Matte and as middle linebacker on the 1959 title team.

Retiring after the 1968 season, Szymanski has since served as Assistant Personnel Director and Director of Pro Personnel, jobs in which he concentrated in talent searches. And he spent most of the 1974 season as offensive line coach on the staff of Howard Schnellenberger.

Collegiately, Szymanski was a starter for four seasons at Notre Dame as both a center and linebacker and became the Colts' second-round draft choice in 1955.

He was the starting center on the college all-star team which defeated the Cleveland Browns in the Chicago *Tribune* Charities game and in less than an autumn won his first Pro Bowl berth as a rookie.

His football experience, therefore has been a colorful one from the Frank Leahy years at South Bend, through the golden years with the Colt championship teams and through changes in ownership and general managers since he joined the Colts' front office following his retirement as a player.

"I have learned a lot from a lot of people," says the man who oversees the day-to-day operation of the Baltimore Colts. "I think I've learned what to do and what not to do."

"When I came down that Pennsylvania Turnpike in 1955," he told Bill Tanton of the *Evening Sun* on the day he became General Manager, "this would have been the furthestest thing from my mind."

The road that has taken Szymanski from that first training camp at Westminster to the executive suite at Hunt Valley has left him with certain basic thoughts about certain basic aspects of his duties as General Manager. Examples:

On player negotiations: "I won't be an easy mark for anybody. Agents will find I know what I'm doing. The same agents represent No. 1 draft choices as represent fifth, twelfth and seventeenth-round draft choices, and so I know most of them.

"I know what's happening on the outside and if I don't, I'll find out. When I negotiate with a player, I'll make sure we're going in right. I'll make sure the player is well informed. The more information a player has, the easier he is to negotiate with."

On building and maintaining the Colts at a contending level: "Five new faces should make our club each year for us to have a blend of youth and experience."

On option payouts: "I'm not concerned about players playing out their options. I'm concerned rather in making him an offer that will make him not want to play out his option."

On the Colts and their fans: "I want fans to feel like they own part of the Baltimore Colts like they did in the old days. I want them to look forward to going to that stadium on Sunday afternoon. And we're going to do everything we can to make those feelings possible."

Szymanski, and wife, Patricia Ann, and their children, Debra Ann and Michael Patrick, make their home in Lutherville.

TED MARCHIBRODA

Head Coach

Quickie Quiz: Which head coach in Baltimore Colts' history has the highest winning percentage?

- A. Don Shula
- B. Ted Marchibroda
- C. Weeb Ewbank
- D. Don McCafferty

An off-season ago, Marchibroda was hailed by such authorities as *The Associated Press*, *The Sporting News*, *Pro Football Weekly*, *Football Digest* and the Washington Touchdown Club as the Coach of the Year in the NFL because he had directed a resurgent Colt team from the depths to the AFC's Eastern Division championship in dramatic rags-to-riches fashion.

His team underscored that success of 1975 by improving its record from 10-4 to 11-3 and another Eastern Division title in 1976. Nobody was calling them the Cinderella Colts in 1976, but it was a year which for Marchibroda had its own unique moments and hours of drama.

It began six weeks deep into the preseason with his resignation . . . and his subsequent re-instatement, an event which was precipitated in great degree by the loyalty of a Colt team which had just completed a second straight 2-4 preseason schedule.

In the ensuing 14 weeks, the Colts lost just three times, retained the Eastern Division title though they were to lose to Pittsburgh in the Divisional Playoffs, and ran Marchibroda's record as head coach to 21-7. And, to answer the quiz, that places him squarely at the head of the class with a .750 percentage. Shula's impressive credentials, spanning seven seasons with the Colts, calculate at .735.

To place his 21-7 record into its proper perspective, consider that the Baltimore entry into the NFL wars resulted in only a 2-12 record in the autumn prior to Marchibroda's arrival.

It is thus that he enters his third season as an NFL head coach, but his status as an NFL veteran runs far deeper for he served his internship by orchestrating the offensive units for George Allen for nine seasons in both Los Angeles and Washington.

With that background, Marchibroda has personally directed the efforts of Colt quarterbacks and running backs and, therefore, has played a direct and personal role in the development of Bert Jones as one of the league's finest talents.

Jones' is a position with which Marchibroda has his own personal affinity. Marchibroda was Pittsburgh's first-round draft choice in 1953 after a collegiate career which was split between St. Bonaventure and the University of Detroit.

Although he lost most of his first two seasons to military duty, he saw action for the Steelers as a backup quarterback to Jim Finks in 1955 before moving into the starting assignment in 1956 in which he became the second leading passer in the league with 124 completions in 275 attempts. A year later, his playing career ended, shortened by an arm injury which sent him into private business for four years.

It was during the training camp of 1955, however, that Marchibroda played a role in one of the league's most remarkable stories. With four quarterbacks in camp, the Steelers staff elected to go with three at the position selecting Finks to start with Marchibroda and Vic Eaton waiting in the wings.

A young kid with the rifle arm, the fourth quarterback, was to be banished to the sandlots of the Bloomfield Rams—a Pittsburgh semipro team—and later to things far greater.

His name was Johnny Unitas.

Marchibroda was born March 15, 1931, in Franklin, Pa., and is married to the former Henrietta Schossler of Oil City, Pa. They have four children, daughters Jodi and Lonni, and sons Robert and Ted, Jr., who plays football for the University of Virginia.

ERNIE ACCORSI, Assistant General Manager

After an absence of almost exactly two years, Ernie Accorsi returned to the Baltimore Colts late in January to become assistant to new General Manager Dick Szymanski. The native of Hershey, Pa., had served for five seasons as Colts Public Relations Director until his appointment in January, 1975, to the league office as Assistant to the President of the National Football Conference. Accorsi is a graduate of Wake Forest and is a former sports writer for the Charlotte, N.C., *News*, the Philadelphia *Inquirer* and the Baltimore *Evening Sun* and has served in sports information capacities at both St. Joseph's College and Penn State University. Athletically, Accorsi was a 5-9 basketball star at Hershey and played varsity golf at Wake Forest during his collegiate career. "He went to Wake Forest University hoping to be another Arnold Palmer," wrote Baltimore *American Sports* Editor John Steadman recently, "but he played like Accorsi." Accorsi, his wife, Judy, and their three children, Michael, Sherlyn and Patrick, live in Timonium.

ASSISTANT COACHES

MAXIE BAUGHAN, Defensive Coordinator and Linebackers

Maxie Baughan, four times an All-Pro linebacker during his 14-year career, joined the Colts staff in 1975. He retired as an active player in 1971 and spent the 1972-73 seasons as assistant head coach and defensive coordinator at his alma mater, Georgia Tech. He rejoined the Redskins in 1974 as a player-coach, before coming to Baltimore. The 38-year old Alabama native was the second draft choice of the Philadelphia Eagles in 1960. He gained All-Pro and Pro Bowl honors nine times and served as defensive captain there, before being traded to Los Angeles in 1966, where he gained like honors. He was traded to Washington in 1971. An All-American at Georgia Tech as a center and linebacker, Baughan is a member of the school's Hall of Fame and has been selected as a member of the all-time teams at Georgia Tech, Philadelphia and Los Angeles. He and his wife, Dianne, have three sons.



DICK BIELSKI, Receivers

In his fourteenth season as coach in the NFL, Dick Bielski had formerly spent nine years as receiver coach with the Baltimore Colts. After being with the Redskins since February 1973, he rejoined the Colts in February of this year. He starred as fullback and place kicker with the University of Maryland for four years (1951-54). He was a member of coach Jim Tatum's National Championship team at Maryland (1953). Selected in the first round of the 1955 college draft by the Philadelphia Eagles, he played tight end for the Eagles for five years (1955-59). He was traded to the Dallas Cowboys where he started at tight end for two years before being traded to Baltimore where he also played tight end for two years before joining the Colt coaching staff in 1964. As a pro, Bielski caught 107 passes for 1,305 yards and 12 touchdowns while kicking 58 extra points and 26 field goals. He played in the 1952 Sugar Bowl and the 1954 Orange Bowl. He and his wife, Jo, have four children and reside in Timonium, Maryland.



GEORGE BOUTSELIS, Special Teams

George Boutselis is in his third year with the Colts and the NFL as the team's first special teams coach. He attended the University of North Carolina, where he played quarterback and began his coaching career. He served as a graduate assistant (1963) and as offensive (1964) and defensive backfield coach (1965-66). He was defensive backfield coach at the University of Cincinnati in 1967-68, before returning to the Atlantic Coast Conference in 1969 as defensive coordinator at Maryland. He moved to Iowa State in 1972 as defensive line coach and to Virginia as defensive coordinator in 1973. In 1974, he was defensive backfield coach of the Charlotte Hornets of the WFL. Boutselis, 36 years old, is a native of Harrisburg, Pa., and is single.



WHITEY DOVELL, Offensive Line

Whitey Dovell, a ten-year NFL coaching veteran, is in his third year with the Colts. His past professional coaching experience was gained at Chicago (1972-74) and Denver (1967-71). Whitey served 15 years at the University of Maryland, his alma mater, before joining the professional ranks. Following his graduation in 1951 with a degree in physical education, he remained at Maryland as freshman coach. In 1955, he moved to the varsity, where he coached the offensive line, receivers, defensive line and linebackers during the next 12 years. The 50-year old Newark, N.J., native played offensive guard for the late Jim Tatum at Maryland. He graduated in 1947 from Newark Central High School after interrupting his high school education to serve with the Seabees in World War II from 1944-46. He and his wife, Claire, have three daughters.



ED KHAYAT, Defensive Line

One of the ringleaders of Philadelphia's 1960 NFL championship defensive unit, Ed Khayat joined the Baltimore Colts this February, after having been with the Falcons for the past two years. A Tulane University graduate, Khayat played 10 seasons in the NFL. He was signed by Washington as a free agent in 1957; played with the Eagles from 1958-61; was traded to Washington for 1962-63; returned via trade to Philadelphia in 1964-65; and, then ended his career with Boston of the old AFL in 1966. Since 1967, his NFL coaching positions have been defensive line, New Orleans, 1967-70; defensive line until promoted to head coach, Philadelphia (three games into the season) 1971 (finishing 6-4-1) and 1972 (2-11-1); defensive line, Detroit, 1973-74, and, Atlanta since January, 1975. The 42-year old Khayat is a native of Moss Point, Miss. He and his wife, Deborah, have two children, Eddie, Jr., 8, and Bill, 4.



FRANK LAUTERBUR, Defensive Secondary

Frank Lauterbur began his professional coaching career in Baltimore in 1955, and after working in the collegiate ranks, returned to the Colts in 1974 as linebackers coach. This is his third year as defensive secondary coach. Lauterbur was one of the nation's most successful coaches from 1963-70 at Toledo, where he guided his teams to two straight perfect seasons—11-0, 1969 and 12-0, 1970—and a 23-game winning streak. He was named Coach of the Year in the Mid-American Conference three times and



led Toledo to two Tangerine Bowl appearances (1969-70) and its highest national ranking ever—12th in 1970. Lauterbur is a native of Sidney, O. He attended the University of Detroit High School and Mt. Union College in Alliance, O., and is a World War II Marine veteran. In 1955-56, he served as defensive line coach of the Colts, before joining Earl Blaik's Army staff, where he served from 1957-61. In 1962, he was defensive coordinator at Pitt, in 1963 was named head coach and athletic director at Toledo, and from 1971-73 was head coach at Iowa. Frank and his wife, Mary, have four children.

PERSONNEL STAFF

FRED SCHUBACH, Player Personnel Director

Fred Schubach has been with the Baltimore Colts since the club's inception in 1953, serving the past four years as Player Personnel Director. A Philadelphia native, Schubach joined the Colts as equipment manager, after working for his father, Fred, who served 27 years as the Philadelphia Eagles equipment manager. In 1967, he was asked to join the personnel staff on a part-time basis, while continuing his equipment duties. He became a full-time member of the personnel department in 1971, and in 1973 was named director. Schubach also has spent time in professional baseball, as a catcher in the Philadelphia Athletics farm system and as batting and bull pen catcher for the A's. He served in the Army Medical Corps during the Korean War and was stationed at the Osaka Army Hospital. Fred and his wife, Hazel, have two sons, Fred, Jr., and Richard, and reside in Lutherville, Md.



BOB TERPENING, College Scout

Bob Terpening, head coach at Mount Hebron High School in Howard County the past three years, and newest member of the Colt Personnel Staff, joined the organization officially on February 1 of this year. He played for former personnel director George Young, now with the Miami Dolphins, at City College and then followed in Young's footsteps to Bucknell University. While serving as head coach at Baltimore City College in 1969 and 1970, he helped Fred Schubach, present Colt Player Personnel Director, grade films of college talent and was recommended by the Colts to the New England Patriots, where he served as talent scout from 1971 through 1973. A native Baltimorean, he is married and has two children.

MARTIN DALY, Equipment Manager

Martin Daly joined the Colts organization in June 1976. Daly came to Baltimore after serving four years as equipment manager at Michigan State University. He began his work with the equipment staff at Michigan State in 1965 and was named equipment manager in 1972. Daly, a Lansing, Mich., native attended Lansing Community College and was employed by the Michigan Department of State Highways prior to joining the university. He is single and was born September 28, 1944.



TRAINING STAFF

ED BLOCK, Head Trainer

"Ed Block of the Colts," he says with pride. But, for 24 years he's been much more than just "Ed Block of the Colts." To Colt players and coaches since 1954, he's been a respected friend, confidant, and healer, a man respected throughout his field and in April 1974 named to the Citizens Savings Athletic Trainers' Hall of Fame. Also in November 1974 he was honored by Baltimore's Advocate Club.

"The real secret of training is something every mother knows," he confides. "It's an observation thing. How did your mom know when you lied to her? It's the same thing in training—a feeling."

That's been his philosophy for 24 years as "Ed Block of the Colts."

Block, the youngest of 10 children, was raised in St. Louis and attended the University of Missouri, where he earned bachelor and master's degrees in physical education. He was active in many sports—baseball, wrestling, gymnastics, pistol, where he was a gold medal winner, and football. It was following a football injury that he "fell" into the position of assistant trainer.

Upon his graduation, he was appointed basketball, baseball and track coach at Hancock High School in St. Louis. He taught and coached there until drafted into the Army in 1941. He rose to executive officer of his tank outfit and earned a Purple Heart, after being wounded in action. He then did work in convalescent hospitals in France and Germany as chief of physical training and corrective exercises. When discharged, he joined the physical education staff at Washington University in St. Louis and later earned his doctorate from Columbia. It was at Washington University that he worked with Weeb Ewbank, who asked him to come to Baltimore. During the off-season he has worked for various programs and hospitals. For seven years he worked in the in-space conditioning program for the U.S. astronauts. He also has worked at Kernan's Children's Hospital and is currently associated with Johns Hopkins Hospital.

Ed is a lifetime bachelor, who enjoys fishing in his spare time.



MIKE O'SHEA, Assistant Trainer

Mike O'Shea joined the Colt training staff in 1973 as assistant to Ed Block. The 32-year old O'Shea had served the previous four years on active duty in the Air Force as assistant trainer at the U.S. Air Force Academy. He received his bachelor's degree in physical education from the University of Texas in 1968, where he worked under Frank Medina as a student assistant trainer. In 1975, he received a master's degree from Kent State. In February 1976 he served as head trainer of the U.S. AAU Indoor Men's and Women's track and field team, which competed in Leningrad, Russia. In March 1977 appointed team's strength coach and calisthenic-stretch instructor. O'Shea, born May 15, 1945 in Brenham, Texas, and his wife, Annette, son, Chad, and daughter, Julie Marie, reside in Parkville, Md.



THE PLAYERS

**MIKE BARNES (63) 5 Yr. DT 6-6 260 Miami (Fla.)
No. 2 '73 Birthdate: Dec. 24, 1950**

PRO: Having found a home at defensive tackle, he has become a key member of the "Sack Pack" as a strong man on the left side of the line. . . . The five-year veteran who matriculated at the University of Miami has become the Colts' big play man against the Miami Dolphins. In 1975, his sack of Don Ströck forced the Dolphins to relinquish the ball on Miami's final possession of regulation time in game won by the Colts in overtime. And in 1976, he blocked Garo Yepremian's extra point attempt with 12 seconds left to give the Colts a 17-16 victory on Monday night national television. . . . As a starter for his second full season, he participated in 50 tackles last season, getting credit for 43 solo stops and seven assists . . . started 12 games in 1973 at defensive left end.



COLLEGE: Started as a sophomore and junior at defensive end and at defensive tackle as a senior, totaling 177 tackles . . . played in the Senior Bowl . . . compiled 3.0 academic average majoring in chemistry and art studies . . . his 1971 (junior) play was limited by illness . . . had strong senior season and was drafted in the second round by the Colts in 1973.

PERSONAL: Born in Pittsburgh and attended Peabody High School . . . played fullback and defensive tackle and was a member of the swimming team . . . both teams were coached by former Colt, George Radosevich . . . some of his sketches and sculpture works have been exhibited . . . lives in Pittsburgh in the off-season . . . single.

**TIM BAYLOR (47) 1 Yr. DB 6-6 Morgan State
No. 10 '76 Birthdate: May 23, 1954**

PRO: As a rookie in 1976, established himself as a key member of the special teams on both kickoff and punt coverage. Finished the season with 18 tackles in those two special teams areas, second only to Sanders Shiver. . . . As a member of the special teams, appeared in all 14 games of his first season and saw brief duty in the defensive secondary as a free safety.

COLLEGE: Four-year starter at safety at Morgan State . . . Earned all-MEAC and all-Maryland honors for three seasons, 1973-75 . . . team co-captain in 1975 . . . first team All-American pick by Pittsburgh Courier . . . had six career interceptions . . . majored in physical therapy.

PERSONAL: Born in Washington, D.C., and attended Cardozo High School competing on the football team as both a defensive back and a receiver . . . makes his home during off-season in Washington, D.C. . . . single.



FORREST BLUE (50) 10 Yr. C 6-5 260 Auburn
Trade—San Francisco '75 Birthdate: Sept. 7, 1945

PRO: Acquired by the Colts from San Francisco on Sept. 15, 1975 for a 1978 third-round draft choice . . . played in 11 games in 1975 and appeared in all 14 games in 1976 on special teams and as backup to Ken Mendenhall . . . played in Pro Bowl 1971-74 and was named All-Pro 1971-73 . . . teamed with Colt guard Elmer Collett for five years (1968-72) with the 49ers . . . started every game for San Francisco from the opening of the 1969 season until injured in 1974 . . . underwent surgery (11/27/74)



for a broken nose and fractured cheekbone suffered on the same play against Atlanta . . . returned a fumble 25 yards for a touchdown against New England in 1971 . . . played some tackle early in his 49er career.

COLLEGE: San Francisco's number one draft pick in 1968 out of Auburn . . . earned three letters at center and some All-America recognition as a senior . . . played in the Blue-Gray, Senior Bowl, and College All-Star games . . . played tackle, center and defensive end in the Senior Bowl game . . . captained the War Eagles as a senior . . . played freshman baseball . . . graduated with a degree in economics.

PERSONAL: Born in Marfa, Texas, but lived in many places, including Japan and Panama, since father was in the military . . . eventually settled in Tampa, Fla., where he attended Chamberlain High School . . . has interest in a sales development and manufacturing company in Sunnyvale, Calif., . . . enjoys hunting, fishing and golf . . . wife, Anne, and daughters, Brandi and Britney, live in Los Altos Hills, Calif.

ROGER CARR (81) 4 Yr. WR 6-3 193 Louisiana Tech
No. 1a '74 Birthdate: July 1, 1952

PRO: Arrived in 1976 as one of the NFL's most outstanding pass receivers and joined such outstanding former Colt receivers as Raymond Berry and Jimmy Orr in the record books . . . for the third consecutive season, led Colts in average yards per catch with 25.9 in 1976, the best ever for the Colts surpassing Orr's record in that category . . . his career average of 23.3 places him number one in the record book with four yards to spare . . . became only the second Colt to account for more than 200 yards receiving in a game with



his 210 against the New York Jets Oct. 24, 1976 . . . his 1976 total of 1112 yards receiving ranks second only to Berry's 1960 total of 1298 in the Colt record book and was the top individual mark in the league . . . his 90-yard touchdown pass from Bert Jones against the Jets Nov. 16, 1975, is the longest in Colt history and he also shares second spot with John Mackey with an 89-yard touchdown catch from Jones against Buffalo on Nov. 9, 1975, only a week prior to his record catch against the Jets. . . Ironically, his 90- and 89-yard touchdown catches were his first scores as a Colt. . . Those were his only touchdowns until the 1976 season when he scored 11 times and his performance for the year earned him his first spot on the AFC's Pro Bowl team. In the Pro Bowl game played in Seattle's Kingdome . . . he was named to the Associated Press, NEA and Pro Football Writers Association all-pro second teams and was an All-AFC selection by the AP and United Press International in 1976.

COLLEGE: Named small college All-American in 1972-73 . . . played in the East-West and Senior Bowl all-star games . . . led the nation in pass receiving in 1972 as a junior with 40 catches for 1018 yards and five touchdowns . . . career statistics totaled 114 receptions for 2717

yards and 19 touchdowns . . . all-Southland Conference selection as a junior and senior . . . named offensive player of the year in the conference as a junior . . . helped Louisiana Tech to the NCAA Division II national title in 1973 . . . was recruited by Louisiana Tech as a trackman (long jump and hurdles) . . . asked for football tryout, made the team, and gave up track . . . used mainly as punter as a freshman . . . also played some basketball . . . studied physical education and English.

PERSONAL: Born in Seminole, Okla., and attended Enid High School . . . won state decathlon championship as a sophomore . . . also played football as offensive lineman, linebacker and punter . . . transferred to Cotton Valley (La.) High School after sophomore year . . . school had no track team, but entered state meet as a senior and won long jump title with leap of 23-11 . . . married (Undine) and lives in Cotton Valley . . . has one son (John) . . . works with mentally retarded adults in off-season.

CARR'S STATISTICS

RECEIVING	G	No.	Yards	Avg.	LG	TD
1974	11	21	405	19.3	57	0
1975	14	23	517	22.5	90t	2
1976	14	43	1112	25.9	79t	11
Career	39	87	2034	23.4	90t	13

POST-SEASON

RECEIVING	No.	Yards	Avg.	TD
1975 at Pittsburgh	0	0	0.0	0
1976 vs. Pittsburgh	2	35	17.5	1
Career	2	35	17.5	1

CAREER HIGHS

Receptions—6 vs. N.Y. Jets, Dec. 15, 1974, vs. New England, Dec. 21, 1975 and vs. Cincinnati, Sept. 19, 1976; **Yardage**—210 at N.Y. Jets, Oct. 24, 1976; **Long**—90t vs. N.Y. Jets, Nov. 16, 1975.

RAYMOND CHESTER (87) 8 Yr. TE 6-4 236 Morgan State Trade-Oakland '73 Birthdate: June 28, 1948

PRO: The eight-year veteran had one of his best seasons in 1976, according to Colt coaches, with 24 catches but with a long list of big plays. Witness the Colts' first encounter of the season against the Dolphins, a game in which Chester had five catches for 106 yards. Four of the catches went for first downs and two of them, a 48-yarder and another for 18, put the Colts into scoring positions enroute to a 21-point second quarter and a 21-7 halftime lead. "He didn't catch as many balls as he did the year before," said Coach Ted Marchibroda, "but he had more big plays. I would rather have a tight end who makes the big plays than one who catches a lot of balls."



. . . He had four games of five receptions each in 1975 and once caught at least one pass in 22 consecutive games for the Colts. He had a 30-game string while a member of the Oakland Raiders and caught passes in 39 of the 41 games in which he appeared as a Raider . . . is one of the most devastating blockers among NFL tight ends . . . acquired from the Raiders in exchange for Bubba Smith on July 16, 1973 . . . alternated with Tom Mitchell at tight end in his first year with Baltimore . . . was Oakland's number one draft choice in 1970 . . . finished ninth in receiving in the AFC and named winner of the Bert Bell Trophy as rookie of the year . . . played in the Pro Bowl following the 1970 and 1972 seasons . . . also named to AFC all-star teams in 1971-72 . . . missed final regular season and 1972 Pittsburgh playoff game with foot injury . . . set Oakland record for tight ends with

eight catches for 110 yards against Washington in 1970.

COLLEGE: Twice earned All-America and all-conference honors . . . played tight end, wide receiver, running back, linebacker and defensive end . . . also returned punts and kickoffs, including a 95-yard kickoff return for touchdown against Grambling . . . career statistics totaled 1137 yards and nine touchdowns on 45 receptions . . . was hampered his senior year by shin splints, but still selected for College All-Star squad . . . played in Football Coaches Foundation Bowl twice, being named most valuable player in 1968 game . . . set school records for career receptions and yardage . . . also lettered twice in track as a shotputter and discus thrower . . . studied physical education and therapy.

PERSONAL: Born in Cambridge, Md., but attended Baltimore's Douglass High School . . . was a football tackle and also participated in wrestling and track . . . held MSA records in shot-put and discus . . . lives in Oakland, Calif., with his wife, Sharon, daughters, Sheryl and Shellie, and son, Raymond . . . business interests include a liquor store.

CHESTER'S STATISTICS

RECEIVING	G	No.	Yards	Avg.	LG	TD
1970-Oakland	14	42	556	13.2	43	7
1971-Oakland	14	28	442	15.8	67	7
1972-Oakland	13	34	576	16.9	68	8
1973-Baltimore	13	18	181	10.1	40	1
1974-Baltimore	14	37	461	12.5	45	1
1975-Baltimore	14	38	457	12.0	32	3
1976-Baltimore	14	24	467	19.5	40	3
Career	96	221	3140	14.2	68	30

RUSHING	No.	Yards	Avg.	LG	TD
1971-Oakland	3	5	1.7	6	0
1972-Oakland	1	3	3.0	3	0
1973-Baltimore	1	1	1.0	1	0
Career	5	9	1.8	6	0

POST-SEASON

RECEIVING	No.	Yards	Avg.	TD
1970 vs. Miami	2	47	23.5	0
1970 at Baltimore	2	36	18.0	0
1972 at Pittsburgh	3	40	13.3	0
1975 at Pittsburgh	0	0	0.0	0
1976 vs. Pittsburgh	3	42	14.0	0
Career	10	165	16.5	0

CAREER HIGHS

Receptions—8 vs. Washington, Oct. 19, 1970 and vs. N.Y. Jets, Dec. 15, 1974; **Yardage**—110 vs. Washington, Oct. 19, 1970; **Touchdowns**—3 vs. Pittsburgh, Oct. 25, 1970; **Long**—68t vs. N.Y. Jets, Dec. 11, 1972.

JIM CHEYUNSKI (59) 10 Yr. LB 6-1 220 Syracuse
Trade-Buffalo '75 Birthdate: Dec. 29, 1945

PRO: Acquired by Colts on July 18, 1975, from Buffalo for a 1976 sixth-round draft choice . . . finished second in tackles in 1976 to follow linebacker Stan White. He participated in 110 stops, including 99 solo tackles and 11 assists; he caused one fumble and recovered two in 1976 . . . known as an inspirational leader of the Colts defense . . . was Buffalo's regular middle linebacker for two years and also called defensive signals . . . missed some playing time in 1973 with a knee injury . . . led the Bills in tackles both seasons . . . acquired by Buffalo on April 19, 1973 along with guard Mike Montler and defensive end Halvor Hagen from New England for



running back Wayne Patrick, and linebackers Edgar Chandler and Jeff Lyman . . . selected by Boston on the 12th round of the 1968 draft . . . became a starter in the seventh game of his rookie season, replacing the injured Nick Buoniconti . . . ended season with 12, 16, and 17-tackle games . . . named to AFC all-rookie team . . . set Patriots record with 138 tackles in 1969 . . . underwent knee surgery following the 1970 and 1971 seasons . . . suffered a broken right hand, which required off-season surgery, during 1972 preseason . . . played season wearing a cast on the hand and won Associated Press defensive player of the week honors for 11 tackle, seven assist performance against Atlanta . . . voted team most valuable player in 1972.

COLLEGE: Was honorable mention All-America as a senior . . . lettered three years for Ben Schwartzwalder . . . co-captain as a senior . . . Syracuse was second in the nation defensively against the rush in 1967 . . . played outside linebacker as a sophomore, before switching to middle . . . recruited as a fullback, but Floyd Little and Larry Csonka ended that career . . . called defensive signals and led team in tackles last two seasons . . . majored in English with a minor in physical education.

PERSONAL: Born in Brockton, Mass., and attended West Bridgewater High School . . . earned 12 letters in football, baseball and basketball . . . also captained all three sports . . . resides with his wife, Patricia, son, Adam, and daughters, Angela and Allison, in Plymouth, Mass.

CHEYUNSKI'S STATISTICS

INTERCEPTIONS	G	No.	Yards	Avg.	LG	TD
1968-Boston	13	1	21	21.0	21	0
1969-Boston	14	1	37	37.0	37	0
1970-Boston	11	0	0	0.0	0	0
1971-New England	14	1	24	24.0	24	0
1972-New England	14	0	0	0.0	0	0
1973-Buffalo	13	3	31	10.3	31	0
1974-Buffalo	14	1	6	6.0	6	0
1975-Baltimore	14	2	8	4.0	6	0
1976-Baltimore	14	0	0	0.0	0	0
Career	121	9	127	14.1	31	0

Fumble recoveries: 3 for 21 yards, 1969; one each 1972-75; 2 in 1976.

ELMER COLLETT (66) 11 Yr. G 6-5 246 San Francisco State Trade-San Francisco '73 Birthdate: Nov. 7, 1944

PRO: Has not missed a game in his NFL career, playing in 140 straight including 56 as the Colts' right guard . . . graded as one of the Colts' top offensive linemen each season. "Elmer's as good a run blocker as there is," says assistant coach Whitey Dovell. "He's been our motivator, a guy who really helps our younger players." . . . acquired by Baltimore on June 26, 1973 from San Francisco for a 1975 third-round draft choice . . . selected as a "future" pick on the 14th round of the 1966 draft by the 49ers . . . joined the team in 1967 and earned a starting position . . . played in the Pro Bowl following the 1969 season . . . was a key member of San Francisco's special teams . . . underwent surgery for a disc problem in the winter of 1974 . . . teamed with Colt Forrest Blue for five seasons, 1968-72, at San Francisco . . . recovered a fumble each season 1969-71.

COLLEGE: Four-year letterman at San Francisco State . . . captained team as a senior and earned honorable mention All-America . . . also



selected to all-coast and all-conference teams at guard.

PERSONAL: Born in Oakland, Calif., but attended Tamalpais High School in Mill Valley . . . earned letters in football, baseball and wrestling . . . father, Elmer, Sr., was the captain of the 1924 United States Olympic water polo team . . . active outdoorsman with gold panning and surfing among his prime interests . . . has surfed waters off Hawaii, Australia, and New Zealand . . . single and resides in Stinson Beach, Calif.

FRED COOK (72) 4 Yr. DE 6-4 247 Southern Mississippi No. 2 '74 Birthdate: April 15, 1952

PRO: Along with John Dutton on the right side, Cook helps form one of the most talented young defensive end combinations in the NFL . . . started every game (42) since his rookie season . . . racked up 11 quarterback sacks in 1976 and shared in seven others after being credited for 16½ sacks in 1975 . . . he had 60 individual tackles, caused two fumbles and recovered another and has had one pass interception in each of the last two seasons . . . set club record with 49-yard fumble return for touchdown in Jets' game at Memorial Stadium in 1975 . . . made three of club record eight quarterback sacks against the Giants in 1975 . . . named to United Press International and the *Football Digest* 1974 all-rookie teams . . . totaled 51 primary tackles, two QB sacks, and two recovered fumbles as a rookie . . . picked in the second round of 1974 draft . . . hampered in early training camp with ankle injury.



COLLEGE: Played in Blue-Gray, Senior Bowl, and North-South all-star games . . . selected as defensive most valuable player in Blue-Gray game . . . captained Southern Mississippi football squad as a senior and earned third-team Associated Press All-America notice . . . two-time all-southeastern independent pick . . . had career totals of 263 tackles, 108 assists and 45 quarterback sacks as four-year defensive end . . . dean's list student in therapeutic recreation.

PERSONAL: Born in Pascagoula, Miss., and attended Our Lady of Victory High School . . . captained football team . . . enjoys swimming and basketball . . . single and resides in Pascagoula.

COOK'S STATISTICS

INTERCEPTIONS	G	No.	Yards	Avg.	LG	TD
1974	14	0	0	0.0	0	0
1975	14	1	8	8.0	8	0
1976	14	1	1	1.0	1	0
Career	42	2	9	4.5	8	0

Fumble recoveries: 4 in 1975 including one for 49-yard touchdown return vs. N.Y. Jets Nov. 16, 1975, a Colts' record; 1, 1976.

DAN DICKEL (55) 4 Yr. LB 6-4 230 Iowa No. 7 '74 Birthdate: Aug. 24, 1952

PRO: He has played in all 42 games in the first three years of his career as a backup linebacker and as a key man on Colts' special teams . . . blocked two punts during 1975 season . . . as a rookie, had one pass interception for five years at New England and two fumble recoveries . . . credited with 14 tackles as linebacker in 1976 and participated in 14 more on kickoff and punt coverage teams.



COLLEGE: Three-year letterman at defensive end . . . named to All-Big 10 squad as a senior and played in American Bowl . . . led Iowa in

sacks as a junior and senior . . . was team most valuable player junior season and led team with 66 solo tackles senior season . . . Colt coach Frank Lauterbur was head coach at Iowa during his final three years there . . . team co-captain as a senior . . . earned degree in elementary education.

PERSONAL: Born in Fort Riley, Kansas . . . earned letters in football, basketball and track at Mid-Prairie High School in Wellman, Iowa . . . enjoys fishing and golf . . . he and his wife, Denise, reside in Iowa City, Iowa.

GLENN DOUGHTY (35) 6 Yr. WR 6-1 202 Michigan No. 2a '72 Birthdate: Jan. 30, 1951

PRO: Had the best overall season of his five-year career in 1976 with 40 catches for 628 yards and five touchdowns . . . opened the season with four catches and a pair of touchdowns against New England . . . he gives the Colts balance and consistency at his wide receiver position . . . has been a starter for last two seasons after regaining the assignment at the start of the 1975 campaign . . . most prolific 1976 game came against Buffalo with six catches for 96 yards and a touchdown . . . he was the only Colt receiver



to have at least one catch in each of the 14 regular season games last year and enters the 1977 season with a 23-game streak . . . led the Colts in receiving in 1973 with 25 receptions for 587 yards and four scores . . . his average per catch—23.5—was second in the NFL in 1973 . . . Colts' second pick in the second round of the 1972 draft . . . placed on the active roster beginning with the fourth game of rookie year . . . rookie season was hampered by series of nagging injuries.

COLLEGE: Switched from wingback to wide receiver, when he joined the Colts . . . first action at wide receiver came in the 1972 College All-Star game . . . also played in Coaches All-America game . . . totaled 1464 yards rushing and 518 yards receiving in his collegiate career . . . played tailback as a sophomore and junior at Michigan, where he was on two Rose Bowl teams . . . named winner of the 1969 John F. Maulbetsch award as Michigan's outstanding freshman football player . . . toured Vietnam during the summer of 1971 . . . studied education and economics.

PERSONAL: Born in Detroit, where he attended Pershing High School . . . was an outstanding all-around athlete . . . earned high school All-American recognition in football and played on two state basketball title teams . . . basketball teammates included Spencer Haywood and Ralph Simpson . . . has interest in an advertising agency and has done radio work in off-season . . . wife, Janice, son, Derrick, and Glenn live in Randallstown, Md.

DOUGHTY'S STATISTICS

RECEIVING		G	No.	Yards	Avg.	LG	TD
1972	5	3	31	10.3	19	0
1973	14	25	587	23.5	66t	4
1974	13	24	300	12.5	27	2
1975	14	39	666	17.1	63	4
1976	14	40	628	15.7	41	5
Career	60	131	2212	16.9	66t	15
RUSHING		No.	Yards	Avg.	LG	TD	
1972	2	33	16.5	17	0	
1973	10	96	9.6	30	0	
1974	7	51	7.3	17	0	
1975	1	5	5.0	5	0	
1976	0	0	0.0	0	0	
Career	20	185	9.3	30	0	

DOUGHTY continued

POST-SEASON

RECEIVING	No.	Yards	Avg.	LG	TD
1975 at Pittsburgh	2	63	31.5	58	1
1976 vs. Pittsburgh	1	25	25.0	25	0
Career	3	88	29.3	58	1

CAREER HIGHS

Receptions—6 vs. Buffalo, Oct. 12, 1975 and vs. Buffalo, Oct. 17, 1976; **Yardage**—109 at Detroit, Oct. 21, 1973; **Touchdowns**—2 at Chicago, Sept. 21, 1975 and at New England Sept. 12, 1976; **Long**—66t at Detroit, Oct. 21, 1973.

JOHN DUTTON (78) 4 Yr. DE 6-7 268 Nebraska No. 1 '74 Birthdate: Feb. 6, 1951

PRO: For second consecutive season led Colts in quarterback sacks with 13 after a 17-sack season in 1975 . . . Head Coach Ted Marchibroda terms Dutton ". . . probably the most consistent performer on the defensive line. He plays a good game every Sunday and this year, I expect John to become more of a leader on defense." . . . finished the season with 62 solo tackles and assisted on 11 more . . . for second year in a row, selected to the Pro Bowl team . . . named by the Associated Press to the All-NFL team and to the All-Pro team as well as the All-AFC team by both the AP and United Press International. Named to the All-Pro second team by the Professional Football Writers Association . . . finished in a third-place tie in UPI and in fourth-place in AP voting for 1974 Rookie of the Year . . . selected to the UPI, Pro Football Writers, and *Pro Football Weekly* all-rookie teams.



COLLEGE: Consensus All-America, two-year starter and captain at Nebraska . . . played in the College All-Star and Senior Bowl games . . . made 71 tackles and eight QB sacks as a senior . . . also unanimous Big 8 choice . . . Nebraska won the national championship and played in the Orange Bowl his sophomore year . . . played in the Orange Bowl again his junior season and in the Cotton Bowl after the 1973 season . . . toured military bases in Europe in summer of 1973 as part of NCAA-Defense Department program . . . also threw discus for Cornhusker track and field team . . . studied business.

PERSONAL: Born in Rapid City, South Dakota, and attended that high school . . . also played basketball, and in fact, received more collegiate basketball scholarship offers than football . . . John and his wife, Ginny, reside in Malcolm, Neb.

JOE EHRMANN (76) 5 Yr. DT 6-4 254 Syracuse No. 1a Birthdate: March 29, 1949

PRO: His 1976 season appraised as the best of his four-year career by Head Coach Ted Marchibroda . . . He contributed 11 quarterback sacks, 57 solo tackles and 10 assists to the efforts of the defensive line . . . hampered by injuries in the first two years of his career but has started in every game for the past two seasons . . . earned his starting right defensive tackle assignment as a rookie . . . selected for the 1976 Pro Bowl team . . . also named to the All-AFC team by United Press International in



1976 and to the All-Pro second team by the Pro Football Writers Association.

COLLEGE: UPI All-America at Syracuse . . . starter in 1969-70 and 1972, but missed 1971 after undergoing knee surgery for injury suffered in spring practice . . . junior season was best . . . led team in tackles and total of 61 yards in losses on QB sacks . . . also made four fourth-and-goal tackles that season . . . played in East-West Shrine and Hula Bowl games . . . participated in lacrosse as a junior and senior . . . studied physical education.

PERSONAL: Born in Buffalo, N.Y., and attended Riverside High School . . . nickname is "Rookie" . . . resides in Baltimore, Md.

**RON FERNANDES (73) 3 Yr. DE 6-4 239 Eastern Michigan
FA '76 Birthdate: Sept. 11, 1951**

PRO: "The surprise of the defensive line last year," according to Head Coach Ted Marchibroda . . . Tenth-round draft choice of Miami Dolphins in 1973, released and signed by New England. Cut by Patriots just prior to opening of 1973 season but returned to rejoin Patriots for final five games of season . . . switched to linebacker in 1974 training camp but cut again just prior to opening of season . . . signed with Detroit Wheels for the WFL . . . sat out 1975 season serving as part-time coach at Eastern Michigan . . . Signed by Colts prior to 1976 season, won a spot on 43-man roster . . . although he played briefly in his backup role, he made six solo tackles for the season—and five of those were quarterback sacks and one of those was a safety against Tampa Bay, Oct. 3, the only safety scored by the Colts in 1976.



COLLEGE: Lettered three years at defensive tackle at Eastern Michigan . . . played his sophomore and junior seasons with All-America Dave Pureifory and became the leader of the defensive line his senior season with 101 tackles.

PERSONAL: Lettered in baseball and football at Rocky River, Ohio, High School before moving to Ypsilanti, Mich., where he lettered in wrestling and football for Ypsilanti High School . . . single and lives in Milford, Mich.

**RANDY HALL (33) 3 Yr. S 6-3 185 Idaho
No. 13 '74 Birthdate: Feb. 8, 1952**

PRO: Saw limited action as a defensive back in 1976; used primarily on special teams where he contributed six tackles and six assists on special teams . . . much of his early pro career has been hampered by injuries. He spent the entire 1975 season on the injured reserve list because of strained ankle ligaments . . . saw action in 13 games in 1976 and appeared in all 14 games in 1974 . . . made the move from cornerback to safety during 1975 training camp.



COLLEGE: All-Big Sky choice as a junior and senior at Idaho . . . earned three letters at cornerback and totaled eight career interceptions for 205 yards and two touchdowns . . . was recruited as a basketball player, but dropped sport after freshman year.

PERSONAL: Born in Coulee Dam, Wash., and attended Eastmont High School in East Wenatchee, Wash., . . . was a Ford Punt, Pass and Kick winner . . . Randy and his wife, Dee, reside in Genesee, Idaho.

DELLES HOWELL 8 Yr. DB 6-4 200 Grambling
FA Birthdate: August 22, 1948

PRO: Signed by Colts as a free agent during off-season after tours with both the New Orleans Saints and New York Jets . . . In his seven-year career, Howell has claimed 17 interceptions for 272 yards playing both cornerback and safety in his career which has been punctuated with a number of injuries including a broken arm and two broken hands . . . One of the tallest defensive backs in the National Football League . . . Originally drafted in the fourth round by the Saints in 1970 . . . Acquired by the Jets along with Richard Neal in exchange for a second and a third round draft choice prior to the 1973 season.



COLLEGE: Four-year starter at cornerback including all-conference choice as a freshman . . . Played in SWAC championship games in 1966, 1967 and 1968 . . . Participated in the Orange Blossom Classic in 1967 and the Pasadena Bowl in 1968 . . . Majored in physical education.

PERSONAL: He was born in Vallejo, Calif., and makes his home in Monroe, La., with his wife, Sheila Shannon, and their three children . . . Coaches high school track during the off-season . . . He was one of eight children. Brother Mike was formerly with the Cleveland Browns and another brother, Lane, was a tackle for the New York Giants and Eagles.

HOWELL'S STATISTICS

INTERCEPTIONS	No.	Yards	Avg.	LG	TD
1970-New Orleans	3	28	9.3	28	0
1971-New Orleans	5	120	24.0	60	0
1972-New Orleans	1	6	6.0	6	0
1973-New York Jets	4	76	19.0	41	0
1974-New York Jets	2	23	11.5	16	0
1975-New York Jets	2	19	9.5	10	0
1976-New York Jets	0	0	0.0	0	0
Career	17	272	16.0	60	0

KEN HUFF (62) 3 Yr. G 6-4 260 North Carolina
No. 1 '75 Birthdate: Feb. 21, 1953

PRO: Ranked as Colts' third guard in 1976 and appeared in 13 games . . . expected to challenge for a starting assignment this season. "He's going to be outstanding," says Head Coach Ted Marchibroda. "Once he breaks into the starting lineup, he will be playing there for a long time . . . Colts' number one selection in 1975 draft and the third player picked overall . . . Colts traded first- and sixth-round choices to Atlanta for tackle George Kunz and Falcons' number one choice, which became Huff . . . Participated in 1975 College All-Star game in Chicago.



COLLEGE: Consensus All-America, All-Atlantic Coast Conference and All-South selection in 1974 . . . three-year letterman and starter at guard . . . captained Tar Heels as a senior . . . played next to current Colt teammate Robert Pratt in 1973 . . . played in the 1975 Senior and Hula Bowls and the College All-Star game . . . also played in two Sun Bowls with Carolina . . . earned degree in psychology.

PERSONAL: Born in Hutchinson, Kansas . . . lived at times in Japan and France and many areas of the United States, since father, now retired, was a Naval officer . . . attended Coronado (Calif.) High School . . . offered more collegiate swimming scholarships than football . . . attended Deerfield (Mass.) Academy before entering Carolina . . . enjoys hunting and scuba diving . . . he, and wife, Susan, live in Locust Grove, Va.

MARSHALL JOHNSON (80) 2 Yr. WR 6-1 190 Houston No. 4a '75 Birthdate: Nov. 1, 1952

PRO: Missed entire 1976 season after having surgery on a knee injured in preseason game against Chicago . . . had additional surgery during 1977 off-season . . . prior to injury, served as the backup wide receiver for both Roger Carr and Glenn Doughty. "He has the home run ball ability and he is a very dependable receiver," says Head Coach Ted Marchibroda . . . drafted as a running back, but switched to wide receiver prior to 1975 season. In first game of Colts' nine-game victory streak that year, he caught three passes for 105 yards and two touchdowns against the N.Y. Jets including TD receptions of 15 and 68 yards from Bert Jones . . . used extensively on special teams in 1975 and averaged 19.1 yards on seven kickoff returns . . . did not miss a play on the punting and kickoff return teams or the punt and kickoff coverage teams and led the kickoff coverage team with 10 tackles and recovered a fumble on opening kickoff of Pittsburgh playoff game in 1975.



COLLEGE: Rushed for 845 yards and six touchdowns on 144 carries at Houston in 1974 . . . ran for total of 168 yards in the 1973 and 1974 Astro-Bluebonnet Bowl games . . . earned three letters; as a wide receiver sophomore season and last two years as a running back . . . averaged 13.9 rebounds per game as a sophomore member of the Houston J. V. basketball team . . . also competed in track, where he was timed in 9.9 for the 100 . . . earned degree in health and physical education.

PERSONAL: Born in Jacksonville, Texas . . . attended Douglass and Jacksonville High Schools . . . had outstanding football career for coach Lawrence LaCroix . . . graduated first in his class . . . active in Fellowship of Christian Athletes . . . Marshall and his wife, Sherunda, reside in Missouri City, Texas.

JOHNSON'S STATISTICS

RECEIVING	G	No.	Yards	Avg.	LG	TD
1975	14	4	115	28.8	68t	2

CAREER HIGHS

Receptions—3 at N.Y. Jets, Oct. 26, 1975; **Yardage**—105 at N.Y. Jets, Oct. 26, 1975; **Touchdowns**—2 at N.Y. Jets, Oct. 26, 1975; **Long**—68t at N.Y. Jets, Oct. 26, 1975.

BERT JONES (7) 5 Yr. QB 6-3 212 LSU No. 1 '73 Birthdate: Sept. 7, 1951

PRO: In 1976, he took his place as one of the elite quarterbacks in the National Football League with an assault on the Colts' record book which left him only a fraction short of winning the league's passing championship which was claimed by Oakland's Ken Stabler . . . he passed for 3,104 yards, third best single season mark in Colt history, and led the team to a total yardage record of 5,236 . . . he fractured his own completion percentage record with a 1976 reading of 60.4 and moved to the head of the class in the Colt record book with a career completion percentage of 56.0 . . . he passed for three touchdowns in each of four games in 1976, against Cincinnati, San Diego, the New York Jets and Buffalo and finished with 301 yards passing in the game against the Bengals . . . intercepted only nine times in 1976 . . . selected to the Pro Bowl squad and enlarged his



trophy case with these awards in 1976: National Football League Players Association Most Valuable Player, All-NFL by the Associated Press, Newspaper Enterprise Association and Pro Football Writers Association; All-Pro team by the AP, NEA and PFWA; All-AFC team by the AP and United Press International; Seagram's Seven Crowns of Sports Most Valuable Player, and Kansas City 101 Club's AFC Offensive Player of the Year . . . hampered by rib injuries through the late stages of the 1975 season, injuries which forced him to the sidelines for much of the 1975 playoff game against the Pittsburgh Steelers . . . was the Colts' number one draft choice in 1973 and the second player selected in the draft. Colts had acquired that draft selection by trading defensive end Billy Newsome and a fourth-round selection to the New Orleans Saints for the second position in the 1973 draft. Houston made John Matuszak the first choice in the draft and the Colts followed by picking Jones . . . quarterbacked in the College All-Star game in Chicago against the Miami Dolphins and completed nine of 17 attempts for 79 yards . . . set NFL record with 17 consecutive completions and club record with 36 completions in 53 attempts in 1974 game against the New York Jets. In 1975, he racked up 12 consecutive completions against Kansas City . . . the 1974 game against the Jets was his most productive with 385 yards and four touchdowns . . . he and his father, Dub, are the only father-son combination in the NFL record book. Dub scored a record six touchdowns against the Chicago Bears Nov. 25, 1951, when he played for the Cleveland Browns.

COLLEGE: Consensus All-America at LSU . . . selected player of the year by *The Sporting News* and Cleveland Touchdown Club . . . named most valuable player at LSU his senior year . . . set 20 school records and tied another . . . threw 14 TD passes as a senior . . . career statistics: 28 TDs, 3255 yards, 52.6 per cent completion mark . . . also rushed for eight TDs . . . earned business degree.

PERSONAL: Born and raised in Ruston, La., . . . father, Dub, was receiver with the Cleveland Browns and later served as a coach . . . former Ford Punt, Pass and Kick local winner . . . hobbies include flying, scuba diving, hunting, fishing, and skiing . . . has business interests in Ruston and Aspen, Colo., . . . married in late March to Danni Dupuis of Opelousas, La., and they reside in Ruston.

JONES' STATISTICS

PASSING	G	Att-	Yards	Pcts.	Int.	LG	TD
		Cmp					
1973	8	108-43	539	39.8	12	51	4
1974	11	270-143	1610	53.0	12	57	8
1975	14	344-203	2483	59.0	8	90t	18
1976	14	343-207	3104	60.4	9	79t	24
Career	47	1065-596	7736	55.7	41	90t	54

RUSHING	No.	Yards	Avg.	LG	TD
1973	18	58	3.2	17	0
1974	39	279	7.2	39	4
1975	47	321	6.8	36	3
1976	38	214	5.6	17	2
Career	142	872	6.1	39	9

POST-SEASON

PASSING	Att-	Yards	Pct.	Int.	LG	TD
	Cmp					
1975 at Pittsburgh	11-6	91	54.5	0	58	0
1976 Pittsburgh	25-11	144	44.0	2	25	1
Career	36-17	235	47.2	2	58	1

RUSHING	No.	Yards	Avg.	LG	TD
1975 at Pittsburgh	2	6	3.0	7	0
1976 Pittsburgh	2	3	1.5	3	0
Career	4	9	2.3	7	0

CAREER HIGHS

Most attempts—53 vs. N.Y. Jets, Dec. 15, 1974; **Most completions**—36 vs. N.Y. Jets, Dec. 15, 1974; **Most yardage**—385 vs. N.Y. Jets, Dec. 15, 1974; **Most touchdowns**—4 vs. N.Y. Jets, Dec. 15, 1974; **Long**—90t vs. N.Y. Jets, Nov. 16, 1975; **Most interceptions**—4 vs. N.Y. Jets, Sept. 23, 1973, vs. New Orleans, Sept. 30, 1973, vs. N.Y. Jets, Dec. 15, 1974

JONES' GAME-BY-GAME PASSING

	Att-Cmp	Yards	Int.	LG	TD
1973					
at Cleveland*	22-6	56	1	33t	1
N.Y. Jets*	23-12	176	4	51	1
New Orleans*	16-7	91	4	33	1
at New England*	19-8	109	0	48	1
at Buffalo*	15-7	71	2	17	0
at Detroit	DNP				
Oakland	2-0	0	0	0	0
Houston	DNP				
at Miami	11-3	36	1	37	0
at Washington	0-0	0	0	0	0

Buffalo, at N.Y. Jets, Miami, New England—DNP.

	Att-Cmp	Yards	Int.	LG	TD
1974					
at Pittsburgh	17-8	100	2	27	0
Green Bay	16-7	88	1	19	1
at Philadelphia	22-12	141	1	24	1
at New England*	41-22	215	1	45	0
Buffalo*	16-6	44	1	12	0
at N.Y. Jets*	17-11	106	0	17	1
at Miami*	17-7	73	0	28	0
Cincinnati*	18-9	108	1	31	0
Denver, at Atlanta, New England—DNP, shoulder separation.					
at Buffalo*	27-11	170	1	45	0
Miami*	26-14	180	0	57	1
N.Y. Jets*	53-36	385	4	39	4

	Att-Cmp	Yards	Int.	LG	TD
1975					
at Chicago*	24-15	177	0	22	2
Oakland*	43-21	307	1	49	1
at Los Angeles*	25-14	155	2	29	2
Buffalo*	23-11	155	1	54	2
at New England*	24-12	70	0	14	0
at N.Y. Jets*	25-17	209	0	68t	2
Cleveland*	26-16	153	1	35t	2
at Buffalo*	22-14	306	1	89t	2
N.Y. Jets*	22-16	277	1	90t	3
at Miami*	10-4	26	0	8	0
Kansas City*	13-12	145	0	58	1
at N.Y. Giants*	17-10	90	0	28	0
Miami*	39-23	232	0	17	0
New England*	31-18	181	1	20t	1
at Pittsburgh (AFC Playoff)	11-6	91	0	58	0

	Att-Cmp	Yards	Int.	LG	TD
1976					
at New England*	23-17	190	0	25	2
Cincinnati*	29-14	301	3	68	3
at Dallas*	31-13	237	0	49	0
Tampa Bay*	24-15	186	0	48	2
Miami*	14-11	177	0	48	1
at Buffalo*	33-13	207	0	39	2
at N.Y. Jets*	27-16	297	1	79t	2
Houston*	28-19	197	0	39	0
at San Diego*	25-18	275	1	41	3
New England*	25-10	139	2	55	1
at Miami*	20-13	234	0	54	1
N.Y. Jets*	32-22	175	0	31	3
at St. Louis*	23-13	241	1	30	1
Buffalo*	20-13	248	1	47	3
Pittsburgh (AFC Playoff)*	25-11	235	2	25	1

*Games started.

**JIMMIE KENNEDY (85) 3 Yr. TE 6-3 233 Colorado State
FA '75 Birthdate: July 30, 1952**

PRO: Has appeared in each of the 28 games of his professional career primarily in special teams and short yardage blocking situations . . . had seven tackles and three assists in kickoff and punt coverage assignments in 1976 . . . used primarily as a blocker, he has three receptions in two seasons, one a short-yardage touchdown of three yards against the Los Angeles Rams in 1975. Had one catch of 32 yards against Tampa Bay last season . . . signed by the Colts on April 16, 1975, as a free agent after being drafted by Washington in ninth round of 1974 draft and being cut two days before the opening of the season . . . was a starter in WFL with Chicago Fire.



COLLEGE: Two-year starter and four-year letterman at Colorado State . . . named to All-Western Athletic Conference team in 1973 . . . career statistics totaled 55 receptions for six touchdowns and 481 yards . . . attended one semester at Hiram Scott College . . . studied sociology.

PERSONAL: Born in Laurel, Miss., but raised in Sandusky, Ohio . . . had outstanding athletic career at Sandusky High School . . . single and lives in Baltimore.

KENNEDY'S STATISTICS

RECEIVING	G	No.	Yards	Avg.	LG	TD
1975	14	2	15	7.5	12	1
1976	14	1	32	32.0	32	0

POST-SEASON

RECEIVING	No.	Yards	Avg.	LG	TD
1975 at Pittsburgh	1	8	8.0	8	0

**MIKE KIRKLAND (15) 2 Yr. QB 6-1 195 Arkansas
No. 5 '76 Birthdate: June 29, 1954**

PRO: Saw no duty in 1976, his rookie season, but served as backup quarterback, punter and placekicker . . . considered a potentially strong performer as a pro quarterback although his collegiate record was abbreviated because of injuries . . . expected to see considerable action along with fellow backup quarterback Bill Troup in 1977 preseason and training camp.



COLLEGE: His best season at Arkansas came in his sophomore year, 1973, when he completed 75 of 151 attempts for 990 yards and three touchdowns. He attempted only 51 passes in the final two seasons as a Razorback because of injuries . . . was quarterback, punter and placekicker at Arkansas . . . holds school record for longest run from scrimmage, 91 yards against SMU . . . lettered twice in baseball at Arkansas.

PERSONAL: Born in Pasadena, Tex., and attended Pasadena High School . . . National Ford Punt, Pass and Kick winner in 1966 at age 13 . . . Lives with wife, Kerry, and son, Ryan, in Fayetteville, Ark.

GEORGE KUNZ (75) 9 Yr. T 6-6 266 Notre Dame
Trade—Atlanta '75 Birthdate: July 5, 1947

PRO: One of NFL's premier offensive tackles . . . four times All-Pro selection and appeared in his sixth Pro Bowl game last January in Seattle . . . in addition to selection to Pro Bowl team, his 1976 work earned him these awards: second team All-Pro by the Associated Press, Newspaper Enterprise Association and Pro Football Writers Association, and All-AFC team by the AP and United Press International . . . became offensive co-captain after joining Colts . . . acquired January 23, 1975, from Atlanta along with Falcons' number one 1975 draft pick in exchange for Colts' first- and sixth-round choices . . . was Atlanta's first-round pick in 1969 and the second player drafted behind O.J. Simpson . . . made NFL-sponsored tour of Vietnam in 1971.



COLLEGE: Two-time consensus All-America . . . played in College All-Star game (against the Colts), East-West, Hula Bowl, and Coaches' All-American games . . . recipient of the Ernie Davis Memorial Award at Coaches' game . . . captained Notre Dame squad as a senior and also earned Academic All-America recognition . . . played some tight end as a junior . . . made seven receptions for 101 yards against Purdue . . . was recruited by former Colt assistant coach George Sefcik . . . offered post-graduate scholarships from the National Football Foundation and Hall of Fame and the NCAA . . . Dean's list student in communications and philosophy, graduating cum laude.

PERSONAL: Born in Ft. Sheridan, Ill., but raised in Los Angeles . . . attended two years of seminary preparatory school, before transferring to Loyola High School . . . began football career junior year . . . also pitched for baseball team . . . has restaurant interests and raises Appaloosa horses . . . resides with wife, Mary Sue, and son Matthew, in Paradise Valley, Ariz.,

Career statistics: Kickoff return for 13 yards in 1969; pass reception for two yards in 1971; one fumble recovery in 1969.

BRUCE LAIRD (40) 6 Yr. S 6-1 198 American International
No. 6 '72 Birthdate: May 23, 1950

PRO: According to Head Coach Ted Marchibroda, probably had his finest season in 1976 at the strong safety position . . . had three fumble recoveries and scored one sack among his 50 solo tackles and 11 assists . . . shares club record in kickoff returns in a single season with 31 and owns the kickoff return yardage record with 799 . . . has since given way to Howard Stevens as primary kickoff return specialists but still had seven in 1976 for 143 yards running his career total to 2,831, a Colt record . . . had 68 solo tackles and 31 assists in 1975, second best on the team . . . had outstanding rookie season as return specialist winning the AFC kickoff return crown with an average of 29.1 yards on 29 returns totaling 843 yards . . . ranked third overall in NFL . . . longest kickoff return was a 73-yarder against New England and also had 1972 returns of 55, 49, 41, 34 and 31 yards . . . had 34 tackles as a special teams leader in 1972 . . . switched to cornerback in 1973 and returned to safety in 1974 . . . Colts' sixth-round draft choice as safety in 1972.



COLLEGE: Earned college-division All-America honors and played in North-South game as a senior running back at American International College . . . also named All-East and All-New England and outstanding player in New England . . . played safety and running back as a junior, and was second-team All-America pick at safety . . . selected

All-New England on both offense and defense as a junior . . . was team tri-captain as a senior and totaled 2352 career yards rushing . . . set New England record with 1402 yards rushing in 1971 and New England college division record with 40.2 career punting average . . . rushed for 305 yards against Norwich in 1971 . . . also competed in track . . . received degree in history and political science.

PERSONAL: Born in Lowell, Mass., and raised in Scituate . . . excellent all-around athlete at Scituate High School . . . married and lives with his wife, Leandra, on farm in Palermo, Maine.

LAIRD'S STATISTICS

INTERCEPTIONS	G	No.	Yards	Avg.	LG	TD
1972	14	1	31	31.0	31	0
1973	12	0	0	0.0	0	0
1974	14	1	15	15.0	15	0
1975	14	3	46	15.3	28	0
1976	14	0	0	0.0	0	0
Career	68	5	92	18.4	31	0

PUNT RETURNS	No.	Yards	Avg.	LG	TD
1972	34	303	8.9	42	0
1973	15	72	4.8	13	0
1974	11	30	2.7	10	0
1975	0	0	0.0	0	0
1976	0	0	0.0	0	0
Career	60	405	6.8	42	0

KICKOFF RETURNS	No.	Yards	Avg.	LG	TD
1972	29	843	29.1	73	0
1973	24	547	22.8	51	0
1974	19	499	26.3	55	0
1975	31	799	25.8	65	0
1976	7	143	20.4	25	0
Career	110	2831	25.7	73	0

POST-SEASON

KICKOFF RETURNS	No.	Yards	Avg.	LG	TD
1975 at Pittsburgh	4	86	21.5	24	0
1976 vs. Pittsburgh	1	5	5.0	5	0
Career	5	91	18.2	24	0

ROOSEVELT LEAKS (48) 3 Yr. RB 5-10 219 Texas
No. 5 '75 Birthdate: Jan. 31, 1953

PRO: He moved into a starting role at fullback in 1976 and responded with 445 yards on 118 attempts and seven touchdowns . . . started in 13 games in 1976 missing only the St. Louis contest because of injury . . . "He's an outstanding blocker and short yardage running back and I think we can expect more yardage from him this year," says Head Coach Ted Marchibroda . . . caught eight passes for 43 yards last year . . . owns the distinction of having scored a touchdown on his first carry in the NFL, rushing for a yard and the score in the season opener in 1975 at Chicago . . . in 1976, he was a workhorse in games against Tampa Bay (13 for 72), Buffalo (10 for 78) and Miami (17 for 63), and scored twice on six attempts against Houston.

COLLEGE: All-America and third in the 1973 Heisman Trophy voting as a junior . . . suffered knee injury in spring practice of senior year and underwent surgery . . . played in 1974, but used sparingly . . . totaled 409 yards and four touchdowns on 96 carries . . . is the second-leading rusher in Texas history with 2923 yards, and 11 100-yard games and 26 touchdowns . . . set Southwest Conference records with 1415 yards rushing for the season and 342 yards against SMU in 1973 . . . earned All-SWC honors as a sophomore and junior . . .



co-captained Longhorns as a senior . . . studied communications.
PERSONAL: Born and raised in Brenham, Texas . . . scored 56 touchdowns in scholastic career at Brenham High School . . . single and lives in Chappell Hill, Tex.

LEAK'S STATISTICS

RUSHING	G	No.	Yards	Avg.	LG	TD
1975	11	41	175	4.3	17	1
1976	13	118	445	3.8	42	7
Career	24	159	620	3.9	42	8

RECEIVING	No.	Yards	Avg.	LG	TD
1975	1	5	5.0	5	0
1976	8	43	5.4	10	0
Career	9	48	5.3	10	0

CAREER HIGHS

Yardage—78 at Buffalo, Oct. 17, 1976; **CARRIES**—17 at Miami, Nov. 22, 1976; **Long**—42 at Buffalo, Oct. 17, 1976.

DAVID LEE (49) 12 Yr. P 6-5 221 Louisiana Tech
Trade—Cleveland '66 Birthdate: Nov. 8, 1943

PRO: The 12-year veteran is the dean of the Colts and has been a member of the team five seasons longer than any of the current members of the team . . . his streak of appearances ended at 124 games in 1976 when he was not called upon to punt in the Nov. 7 game at San Diego. The only other time he failed to appear in a game came on Nov. 19, 1967, against Detroit in Memorial Stadium . . . holds every Colt punting record including most punts in a season (86), which he set in 1975. . . . won the NFL punting title in 1966 as



a rookie with 45.6 average and in 1969 with a 45.2 mark . . . set club record for longest punt with 76-yarder against the Giants at Yankee Stadium on Oct. 17, 1971 . . . named All-Pro in 1969-70 . . . drafted on the 17th-round of the 1965 AFL draft by the Boston Patriots, but signed instead with Cleveland of the NFL as a free agent . . . traded to Baltimore late during training camp of 1966 for a 20th round pick in the 1967 draft . . . spent 1965 season on Cleveland taxi squad.

COLLEGE: Lettered four years as a wide receiver and punter at Louisiana Tech . . . senior year made 19 receptions for two touchdowns and 319 yards . . . also earned three letters and led baseball team in hitting as a pitcher, first baseman and outfielder . . . tried just two field goals and was successful from 36 and 39 yards . . . graduated with degree in physical education and history.

PERSONAL: Born in Shreveport, La., and raised in Minden . . . played football, basketball, baseball and track at Minden High School . . . earned all-state notice in football and baseball and was a high jumper in track . . . works in bank administration in off-season . . . lives with wife, Sandra, daughter, Whitney, and son, Jared, Bossier City, La.

LEE'S STATISTICS

PUNTING	G	No.	Yards	Avg.	LG	Blk.
1966	14	49	2233	45.6	64	0
1967	13	49	2075	42.4	68	0
1968	14	49	1935	39.4	59	1
1969	14	57	2580	45.2	66	0
1970	14	63	2819	44.7	62	1
1971	14	62	2542	41.0	76	0
1972	14	57	2400	42.1	60	1
1973	14	62	2402	38.7	60	2
1974	14	71	2634	37.1	58	1
1975	14	86	3402	39.6	62	1
1976	13	59	2342	39.7	56	0
Career	152	664	27364	41.2	76	7

POST-SEASON

PUNTING	No.	Yards	Avg.	LG	Blk.
1967 Philadelphia at Miami	5	178	35.6	44	0
1968 vs. Minnesota	5	202	40.4	46	0
1968 at Cleveland	2	74	37.0	39	0
1968 N.Y. Jets at Miami (Super Bowl)	3	133	44.3	51	0
1970 vs. Cincinnati	6	230	38.3	45	0
1970 vs. Oakland	6	272	45.3	56	0
1970 Dallas at Miami (Super Bowl)	4	166	41.5	56	0
1971 at Cleveland	6	223	37.2	46	0
1971 at Miami	3	136	45.3	47	0
1975 at Pittsburgh	9	361	40.1	49	0
1976 vs. Pittsburgh	4	162	40.5	48	0
Career	53	2137	40.3	56	0

CAREER HIGHS

Most punts—11 at New England, Oct. 19, 1975; **Long**—76 at N.Y. Giants, Oct. 17, 1971.

RON LEE (34) 1 Yr. RB 6-4 222 West Virginia
No. 3 '76 Birthdate: Sept. 17, 1953

PRO: Makes the move from halfback to fullback behind Roosevelt Leaks for the 1977 season . . . ran his way into the Colt record book as a rookie with a 69-yard touchdown run against Houston Nov. 1, 1976, the longest run of the season for the Colts and the eighth longest run in the history of the team . . . appeared in all 14 games in 1976 and compiled the second best rushing average on the team with a 5.6 mark with 220 yards on 41 attempts . . . considered an outstanding blocker . . . took part in 15 tackles as a member of Colts' special teams on punt and kickoff coverage.



COLLEGE: Played two different running back positions in his three-year varsity career at West Virginia, making the switch from fullback his sophomore to tailback his junior year and back to fullback as a senior . . . Led the Mountaineers with 10 touchdowns his senior season . . . carried ball 15 times for 76 yards in 1975 Peach Bowl game . . . social science major.

PERSONAL: Born and raised in Bellaire, Ohio . . . won all-state honors in both football and basketball at Bellaire High School . . . single and lives in Baltimore.

R. LEE'S STATISTICS

RUSHING	G	No.	Yards	Avg.	LG	TD
1976	14	41	220	5.4	69t	1

RECEIVING	No.	Yards	Avg.	LG	TD
1976	1	-9	-9.0	-9	0

PUNT RETURNS	No.	FC	Yards	Avg.	LG	TD
1976	1	0	0	0.0	0	0

KICKOFF RETURNS	No.	Yards	Avg.	LG	TD
1976	3	24	8.0	14	0

**TONI LINHART (2) 5 Yr. K 5-11 181 Austria Tech
FA '74 Birthdate: July 24, 1942**

PRO: Led NFL in scoring in 1976 with 109 points and, in the process, broke the record of Lou Michaels who had 107 points in 1967 . . . his point total last season was second only to Lenny Moore's 120 of 1964 . . . made first Pro Bowl appearance . . . showed exceptional consistency in 1976 missing on only one of 21 attempts from inside the 40-yard line and now has a Colt career percentage of 64.6, a team record . . . had his most productive day of the season against the N.Y. Jets Nov. 28 when he accounted for 15 points in 33-16 Baltimore victory. Connected on four field goals (34, 34, 41 and 31 yards) and three extra points . . . it was his clutch field goal of 31 yards with 2:16 left in overtime that gave the Colts their 1975 victory over Miami and the AFC Eastern Division title . . . he earlier had tied the game with a PAT on a high snap . . . he finished second on the team in scoring in 1975 with 81 points and led Colt scorers in 1974 with 58 points . . . signed in Europe by Colts May 29, 1974, after playing briefly for New Orleans Saints. Signed by Saints in 1972 and activated for two games and was successful on five PAT attempts and two of five field goals tries. Released by New Orleans in 1973.



COLLEGE: Attended Austria Tech, where he played soccer and skied . . . earned degree in architecture.

PERSONAL: Born in Donawitz, Austria and raised in Trofaiach . . . outstanding professional soccer player as forward . . . named to Austrian all-star team seven times . . . played 11 years for Wiener Sport Club and two seasons with First Vienna Football Club . . . just missed making the 1960 Austrian Olympic downhill skiing team . . . lives with wife, Renate, and son, Bernd, in Ft. Pierce Fla., where Toni works as an architect . . . full name is Anton Hansjorg Linhart.

LINHART'S STATISTICS

FIELD GOALS GAME-BY-GAME (missed, made)

1972-New Orleans (41, 11, 20); (27, 43) vs. San Francisco and Philadelphia
 1974-Baltimore (); (37, 23, 47); (45); (31, 27); (42); (37); (37); (); (21, 26); (37, 49); (48, 25); (52); (26, 40, 20); (26).
 1975-Baltimore (); (26, 31, 37); (); (39, 19); (34); (36, 46); (37); (); (36); (42); (25); (); (29, 31); (19, 44, 37, 31).
 1976-Baltimore (28, 32); (45b); (44, 30, 24); (32, 38); (); (21); (24, 35); (45, 25); (41, 39); (40); (27); (34, 34, 44, 41, 31, 38); (22); (24, 22, 36).

CAREER	1-19 yards	20-29	30-39	40-49	50+	Total
	3-3	9-13	9-15	3-11	0-1	
	100.0%	69.2%	60.0%	27.3%	00.0%	55.8%
		18-22	19-26	4-18		
		81.8%	73.1%	22.2%		

EXTRA POINTS

1972-New Orleans	5-5	1975-Baltimore	51-52
1974-Baltimore	22-22	1976-Baltimore	49-51
		Career	127-130 (97.7%)

POST-SEASON

FIELD GOALS

1975 at Pittsburgh (21)
 1976 vs. Pittsburgh (0)

PATS

1975 at Pittsburgh 1-1
 1976 vs. Pittsburgh 2-2
 Career 3-3

CAREER HIGHS

Long—45 at Philadelphia, Sept. 29, 1974; **Most field goals**—4 (34, 34, 41, 31) vs. N.Y. Jets Nov. 28, 1976 (4-7); **Most PATs**—7 vs. N.Y. Jets, Nov. 16, 1975 (7-7) and vs. Buffalo, Dec. 12, 1976 (7-7).

DERREL LUCE (58) 3 Yr. LB 6-3 224 Baylor
No. 7c '75 Birthdate: Sept. 29, 1952

PRO: Became a starter in all 14 games in 1976 when a preseason injury sidelined Tom MacLeod for the season. "Luce filled in admirably for Tom last year and that year of experience for Derrel will become a plus for our linebacking corps," said Head Coach Ted Marchibroda . . . had 68 solo tackles and four assists as a starter . . . also saw action on punt coverage teams where he claimed three more tackles . . . had first two interceptions of his professional career . . . also got in on the scoring act in 58-20 Colts victory over Buffalo in season finale by returning a fumble 21 yards for a touchdown in the third period . . . led Colt special team performers in 1975 with 26 tackles on kickoff and punt coverage assignments . . . Colts' third pick in seventh round of 1975 draft.



COLLEGE: Team captain and most valuable player on Baylor's first Cotton Bowl team in 1974 . . . also named All-Southwest Conference and to second team of NEA's All-America squad . . . played in Coaches All-America game . . . three-year starter with five career interceptions . . . dean's list student in earth sciences.

PERSONAL: Born and raised in Lake Jackson, Texas . . . attended Brazoswood High School . . . enrolled in Baylor Law School in off-season . . . enjoys motorcross, hunting, and fishing . . . he and his wife, Debbie, live in Waco, Tex.

TOM MacLEOD (52) 5 Yr. LB 6-3 228 Minnesota
Trade—Green Bay '74 Birthdate: Jan. 10, 1951

PRO: Two-year starter and one of team leaders in tackles each season until sidelined for entire 1976 campaign after undergoing pre-season surgery to repair a damaged Achilles tendon . . . named to *The Sporting News* All-AFC team in 1975 . . . involved in 99 tackles in 1975 and 98 in 1974 . . . returned interception 50 yards in closing minutes of first half at Miami to key Colts first touchdown in 33-17 victory in 1975 . . . also had nine solo and six assisted tackles . . . credited with two quarterback sacks for 1975 . . . acquired from Green Bay along with Packers' 1975 eighth-round draft choice for Ted Hendricks and Colts second-round choice in 1975 on August 13, 1975 . . . drafted in third round by Green Bay in 1973 . . . earned starting role from outset of training camp and was named the Packers' rookie of the year . . . led team in tackles his first game as a pro, won game ball his second, and named outstanding defensive player his fourth . . . played in 11 games . . . missed three games because of injury . . . best tackle game as a Colt was 11 solo, nine assist performance against Green Bay in 1974.



COLLEGE: Alternated at defensive end and linebacker as a junior and senior at Minnesota . . . played fullback first two years . . . played in East-West game . . . earned degree in education.

PERSONAL: Born and raised in Proctor, Minn., and attended Proctor High School . . . was heavily recruited as a fullback by Missouri and Minnesota . . . lives with wife, Faye, in Shakopee, Minn.

MacLEOD'S STATISTICS

INTERCEPTIONS	G	No.	Yards	Avg.	LG	TD
1973-Green Bay	11	2	8	4.0	8	0
1974-Baltimore	14	0	0	0.0	0	0
1975-Baltimore	14	1	50	50.0	50	0
Career	39	3	58	19.3	50	0

Fumble recoveries: two, 1973; one for three yards, 1974; two for two yards 1975.

CAREER HIGH

Longest interception—50 at Miami, Nov. 23, 1975.

DON McCAULEY (23) 7 Yr. RB 6-1 216 North Carolina No. 1 '71 Birthdate: May 12, 1949

PRO: Colts' rushing touchdown leader last season with nine . . . had 10 rushing TDs in 1975 which tied him for sixth in the NFL that season . . . his 227 yards in 1976 gave him a career total of 1,948 and moved him into sixth place on the all-time team rushing list . . . appeared in 13 games last season and in one stretch scored touchdowns in seven of eight games . . . had two touchdowns as receiver and shared overall team touchdown lead with Roger Carr with 11 each . . . best day in 1976 came in game against Dallas when he accounted for a total of 100 yards rushing and receiving . . . used primarily in short yardage situations . . . has been a starter at both halfback and fullback for Colts and sees considerable action as back-up to both Lydell Mitchell and Roosevelt Leaks . . . Colts number one draft pick in 1971 . . . played halfback as a rookie, totaling 246 yards and two TDs on 58 carries . . . started AFC championship game against Miami in January of 1972 as replacement for injured Tom Matte . . . responded with 50 yards rushing and 24 on two pass receptions . . . started the last 10 games of 1972 at halfback and led team in rushing with 675 yards . . . scored five TDs, including one on a 93-yard kickoff return in first Jets game in 1975 . . . switched to fullback in 1973, starting all but season finale, which he missed because of a shoulder injury . . . second in team rushing in 1973 with 514 yards . . . alternated at halfback and fullback in 1974 . . . played halfback primarily in 1975, shifting to fullback only when injuries dictated . . . has two 100-yard games to credit . . . rushed for 112 yards against the Jets on Oct. 22, 1972 and for 109 against New Orleans, Sept. 30, 1973.



COLLEGE: One of the most storied athletes in Carolina history . . . broke O.J. Simpson's NCAA record for rushing yardage in a season with 1720 in 1970 . . . concluded Tar Heel career as ninth leading rusher in college history with 3172 yards on 603 attempts . . . scored 35 touchdowns and averaged 5.1 yards per carry . . . averaged 156.4 per game as a senior, including 279 yards and five touchdowns on 47 carries against Duke in final game . . . set 26 Carolina and ACC records, in addition to his NCAA mark . . . named ACC player of the year as a junior and senior and conference's outstanding athlete in 1970 . . . consensus All-American and played in Senior Bowl . . . also punted . . . dean's list student in political science.

PERSONAL: Born in Garden City, N.Y., where he played defensive halfback and some on offense at Garden City High School . . . owns taverns in Chapel Hill, N.C., and Garden City . . . he and his wife, Tracey, and daughter, Krystin, live in Huntington Bay, N.Y.

McCAULEY'S STATISTICS

RUSHING	G	No.	Yards	Avg.	LG	TD
1971	13	58	246	4.2	19	2
1972	14	178	675	3.8	36	2
1973	13	144	514	3.6	24	2
1974	13	30	90	3.0	15	0
1975	14	60	196	3.3	18	10
1976	13	69	227	3.3	16	9
Career	80	539	1948	3.6	36	25

McCAULEY continued

RECEIVING	No.	Yards	Avg.	LG	TD
1971	3	6	2.0	8	0
1972	30	256	8.5	29t	2
1973	25	186	7.4	34	0
1974	17	112	6.6	14	1
1975	14	93	6.6	32	1
1976	34	347	10.2	44	2
Career	123	1000	8.1	44	6

KICKOFF RETURNS	No.	Yards	Avg.	LG	TD
1971	8	194	24.3	29	0
1972	13	377	29.0	93t	1
1973	1	12	12.0	12	0
1974	1	17	17.0	17	0
1975	4	86	21.5	29	0
1976	0	0	0.0	0	0
Career	27	686	25.4	93t	1

Additional statistics: Completed one of two passes for 11 yards and a touchdown in 1974, and recovered a fumble in 1971 and 1973.

POST-SEASON

RUSHING	No.	Yards	Avg.	LG	TD
1971 at Cleveland	3	9	3.0	4	0
1971 at Miami	15	50	3.3	8	0
1975 at Pittsburgh	3	3	1.0	2	0
1976 vs. Pittsburgh	1	1	1.0	1	0
Career	22	63	2.9	8	0

RECEIVING	No.	Yards	Avg.	LG	TD
1971 at Miami	2	24	12.0	16	0
1975 at Pittsburgh	1	9	9.0	9	0
1976 vs. Pittsburgh	0	0	0.0	0	0
Career	3	33	11.0	16	0

KICKOFF RETURNS	No.	Yards	Avg.	LG	TD
1975 at Pittsburgh	1	17	17.0	17	0
1976 vs. Pittsburgh	0	0	0.0	0	0

CAREER HIGHS

Rushing yardage—112 at N.Y. Jets, Oct. 22, 1972; **Carries**—26 at N.Y. Jets, Oct. 22, 1972; **Touchdowns**—3 at Miami, Nov. 23, 1975; **Long**—36 at Cincinnati, Nov. 19, 1972; **Receiving yardage**—86 at Dallas, Sept. 26, 1976; **Receptions**—5, six times; last time vs. N.Y. Jets, Nov. 28, 1976; **Long**—44 at Dallas, Sept. 26, 1976.

KEN MENDENHALL (57) 7 Yr. C 6-3 250 Oklahoma Waivers—Houston '71 Birthday: Aug. 11, 1948

PRO: Has developed into one of NFL's solid performers at center where he has been a starter in all but one game for the last four seasons ... only starting assignment he has missed was a 1973 start against New Orleans because of illness ... "He is Mr. Dependable," proclaims Head Coach Ted Marchibroda. "He gives us a consistently good game week in and week out." ... added 15 pounds over winter of 1975 using weight program ... claimed on waivers by the Colts from Houston on August 5, 1971

... activated the day of the 1971 season opener and recovered three fumbles that year ... played primarily on special teams in 1971-72, seeing action in 14 games in 1971 and 12 in 1972 ... first center drafted in 1970 draft, when Atlanta selected him in the fifth



round . . . waived and spent time in Green Bay and N.Y. Giant camps, before signing free agent contract with Houston in 1971.

COLLEGE: First-team All-America pick by *Time* magazine, the *Football News* and *The Sporting News* in 1969 . . . second-team All-America selection by UPI in 1968-69 . . . played center as a junior and tackle as a senior . . . named to East-West and Hula Bowl squads.

PERSONAL: Born and raised in Enid, Okla., where he resides with wife, Myrlane, and daughter, Melanie . . . Enid High School won state football championship his junior and senior years . . . picked as Oklahoma lineman of the year and earned All-America recognition as a senior . . . active in Fellowship of Christian Athletes.

LYDELL MITCHELL (26) 6 Yr. RB 5-11 195 Penn State No. 2b '72 Birthdate: May 30, 1949

PRO: Colts' only 1,000-yard rusher in history, he now has two 1,000-plus seasons to his credit with a record 1,193 in 1975 and another record 1,200 in 1976 . . . ran past Alan Ameche last season to move into third place on club's all-time rushing list. He needs 318 yards to catch Tom Matte for second place on the list and 846 yards to catch Lenny Moore who holds the all-time Colts' record with 5,174 yards . . . he also has been the team's pass receiving leader for each of the past three seasons with 72, 60 and 60 catches respectively and now occupies sixth place on that all-time Colt list with 227 . . . his 1,200 yards rushing in 1976 placed him fourth in the league and second in the American Conference, and his 60 pass receptions placed him third in both league and AFC rankings for the season . . . he won the NFL receiving title in 1974 when he broke the league record for receptions by a running back with 72 . . . owns the club record for receptions in a single game with 13 against the N.Y. Jets in the final game of the 1974 season and came up with 12 more last season in a game against the Jets . . . set club record with five 100-yard games in a single season in 1975 and added three more in 1976 to bring his career total to 13 . . . he had 289 rushing attempts in each of the last two seasons, club records . . . selected to AFC Pro Bowl squad for last two seasons . . . was selected to the 1976 Associated Press All-Pro second team and to the All-AFC team by the AP and United Press International . . . accounted for 216 total yards in Nov. 7 game against San Diego—91 yards on 17 rushing attempts and 125 yards and a touchdown on eight pass receptions—for his best overall game of the season . . . best rushing day was 136 yards on 28 attempts against Houston . . . set NFL single game record with 40 carries in game (good for 156 yards) against Jets at Shea Stadium Oct. 20, 1974 . . . tied another club record in 1975 with four touchdowns (two rushing, two receiving) and 24 points in game with Buffalo at Memorial Stadium . . . rushed for 107 yards and caught three passes for 53 yards that day . . . drafted in the second round by Baltimore in 1972 . . . carried the ball 21 times for 60 yards in preseason and was placed on move list day of season opener . . . activated on October 8, the day of San Diego game . . . made one pass reception for three yards against Dallas the following week . . . used primarily on special teams until tenth game at Cincinnati . . . on first carry in the NFL he powered 11 yards for Colts go-ahead touchdown late in Bengals game . . . received first sustained playing time in New England game at Memorial Stadium the next week and responded with 82 yards on 14 carries . . . against Buffalo he caught seven passes for 69 yards and ran 45 yards on 10 carries . . . started season finale in Miami, rushing for 42 yards and catching four passes for 25 . . . broke club season rushing record in 1973 with 963 yards, despite not starting the first three games and seeing



no real playing time until third game . . . led team in rushing for second consecutive season in 1974, when he became full-time starter only.

COLLEGE: Consensus All-America at Penn State, where he finished fifth in 1971 Heisman Trophy voting . . . set three NCAA single season records—174 points, 29 touchdowns, and 26 TDs rushing . . . broke virtually all school rushing records, including 2934 career yards and 1567 in 1971 . . . carried 27 times for 146 yards in win over Texas in 1972 Cotton Bowl to earn offensive player of the game honors . . . earned degree in education.

PERSONAL: Born in Salem, N.J. and attended Salem High School . . . scored 999 points in basketball career . . . president of his class as a junior and senior . . . participated in ABC's Superstars competition in 1976. Alliance of Businessmen and U.S. Commerce Department on work recruitment program . . . single and lives in Baltimore.

MITCHELL'S STATISTICS

RUSHING	G	No.	Yards	Avg.	LG	TD
1972	11	45	215	4.8	14	1
1973	14	253	963	3.8	36	2
1974	14	214	757	3.5	31t	5
1975	14	289	1193	4.1	70t	11
1976	14	289	1200	4.2	43	5
Career	67	1090	4328	4.0	70t	24

RECEIVING	No.	Yards	Avg.	LG	TD
1972	18	147	8.2	26	1
1973	17	113	6.6	14	0
1974	72	544	7.6	24	2
1975	60	544	9.1	35t	4
1976	60	555	9.3	40t	3
Career	227	1903	8.4	40t	24

Additional statistics: Recovered one fumble, 1972 and 1974.

POST-SEASON

RUSHING	No.	Yards	Avg.	LG	TD
1975 at Pittsburgh	26	63	2.4	7	0
1976 vs. Pittsburgh	16	55	3.4	9	0
Career	42	118	2.8	9	0

RECEIVING	No.	Yards	Avg.	LG	TD
1975 at Pittsburgh	4	20	5.0	10	0
1976 vs. Pittsburgh	5	42	8.4	21	0
Career	9	62	6.9	21	0

CAREER HIGHS

Most yards rushing—178 vs. Kansas City, Nov. 30, 1975; **Most carries**—40 at N.Y. Jets, Oct. 20, 1974; **Most touchdowns**—2 vs. Cincinnati, Nov. 3, 1974, vs. Buffalo, Oct. 12, 1975, and at Buffalo, Nov. 9, 1975; **Long**—70t vs. Kansas City, Nov. 30, 1975; **Most receptions**—13 vs. N.Y. Jets, Dec. 15, 1974; **Most receiving yardage**—125 at San Diego, Nov. 7, 1976; **Most touchdowns**—2 vs. N.Y. Jets, Dec. 15, 1974 and vs. Buffalo, Oct. 12, 1975; **Long**—40t at San Diego, Nov. 7, 1976.

MITCHELL'S GAME-BY-GAME RUSHING

1972	No.	Yards	LG	TD
at Cincinnati	2	15	11t	1
New England	14	82	13	0
Buffalo	10	45	10	0
at Kansas City	10	31	14	0
at Miami	9	42	13	0

Not activated until Oct. 8 game with San Diego and did not carry ball from scrimmage until Nov. 19 game at Cincinnati.

1973	No.	Yards	LG	TD
at Cleveland	0	0	0	0
N.Y. Jets	4	24	8	0
New Orleans	22	133	23	0
at New England	14	42	16	0
at Buffalo	16	56	9	0
at Detroit	24	84	10	0
Oakland	15	57	8	1
Houston	22	83	12	0
at Miami	8	31	8	0
at Washington	17	54	9	0
Buffalo	22	67	11	0
at N.Y. Jets	20	86	15	1
Miami	35	104	9	0
New England	34	142	36	0

1974	RUSHING				RECEIVING			
	No.	Yards	LG	TD	No.	Yards	LG	TD
at Pittsburgh	9	44	12	0	1	5	5	0
Green Bay	18	63	9	0	5	47	14	0
at Philadelphia	7	2	2	0	5	43	9	0
at New England	3	7	4	0	6	32	11	0
Buffalo	20	81	16	1	3	13	11	0
at N.Y. Jets	40	156	12	1	2	6	8	0
at Miami	8	20	6	0	3	18	9	0
Cincinnati	16	47	13	2	7	64	24	0
Denver	19	38	8	0	11	90	19	0
at Atlanta	33	151	17	0	1	18	18	0
New England	13	48	31t	1	5	51	14	0
at Buffalo	11	30	27	0	3	20	9	0
Miami	10	44	12	0	7	55	16	0
N.Y. Jets	7	26	12	0	13	82	16t	2

1975	RUSHING				RECEIVING			
	No.	Yards	LG	TD	No.	Yards	LG	TD
at Chicago	22	50	7	0	5	49	18	0
Oakland	16	38	6	0	5	34	14	0
at Los Angeles	17	66	10	0	6	57	29	0
Buffalo	19	107	16	2	3	53	25t	2
at New England	15	45	10	0	7	28	13	0
at N.Y. Jets	14	98	20t	1	3	18	12	0
Cleveland	11	27	9	0	4	69	35t	1
at Buffalo	27	112	13	2	4	25	9t	1
N.Y. Jets	9	62	17t	1	7	91	29	0
at Miami	26	106	32t	1	1	5	5	0
Kansas City	26	178	70t	1	4	41	29	0
at N.Y. Giants	23	119	12	1	4	15	21	0
Miami	30	87	8	1	6	53	13	0
New England	34	98	11t	1	1	6	6	0
at Pittsburgh	26	63	7	0	4	20	10	0

(AFC Playoff)

1976	RUSHING				RECEIVING			
	No.	Yards	LG	TD	No.	Yards	LG	TD
at New England	18	73	14	1	6	72	19	0
Cincinnati	27	106	16	0	5	42	14	0
at Dallas	27	115	14	0	0	0	0	0
Tampa Bay	14	98	43	0	5	41	24t	1
Miami	33	95	11	0	2	27	14	0
at Buffalo	22	91	13	1	2	13	16	0
at N.Y. Jets	22	82	11	0	4	28	9	0
Houston	28	136	32	0	7	46	13	0
at San Diego	17	91	15	0	8	125	40t	1
New England	16	52	12	0	3	26	13	0
at Miami	20	80	12	1	3	42	18	0
N.Y. Jets	19	93	42	0	12	64	17	1
at St. Louis	15	54	12	1	0	0	0	0
Buffalo	11	34	7	1	3	29	14	0
Pittsburgh	16	55	9	0	5	42	21	0

(AFC Playoff)

**LLOYD MUMPHORD (42) 9 Yr. CB 5-10 176 Texas Southern
Waivers—Miami '75 Birthdate: Dec. 20, 1946**

PRO: Despite nagging injuries, started 13 games for Colts in 1976 . . . Credited with 47 solo tackles and six assists and had one interception for the season . . . acquired by Baltimore from Miami on waivers September 18, 1975, three days before the season opener . . . gained starting job at left cornerback in season's fifth game at New England . . . intercepted four passes in 1975, including two against Miami . . . intercepted Dolphins' Don Strock in end zone on Miami's first possession of 1975 overtime game . . . had 58-yard interception return in AFC playoff game at Pittsburgh in 1975, which led to Colts first touchdown to tie game, 7-7 . . . drafted by Dolphins in the 16th-round of the 1969 draft . . . started his first two years, but lost job in third season, when injured . . . led team in interceptions with five as a rookie . . . alternated with Tim Foley for remainder of Dolphin career and excelled on special teams .



COLLEGE: Earned four letters in football and swimming at Texas Southern . . . captained football team as a senior . . . played cornerback and flanker . . . studied physical education.

PERSONAL: Born in Los Angeles, Calif., but raised in Tampa, Fla., where he attended Middletown High School . . . outstanding scholastic athlete and captain of football team as a senior . . . lives with his wife, Sheila, and daughter, Keelie, and son, Marlin, in Hialeah, Fla.

MUMPHORD'S STATISTICS

INTERCEPTIONS	G	No.	Yards	Avg.	LG	TD
1969-Miami	12	5	102	20.4	51	0
1970-Miami	14	5	35	7.0	32t	1
1971-Miami	14	0	0	0.0	0	0
1972-Miami	14	4	50	12.5	28t	1
1973-Miami	11	0	0	0.0	0	0
1974-Miami	13	0	0	0.0	0	0
1975-Baltimore	14	4	58	14.5	28	0
1976-Baltimore	13	1	22	22.0	22	0
Career	105	19	267	14.1	51	2

No post-season interceptions.

Additional statistics: Recovered two fumbles and returned one kickoff for no yards, 1969; recovered two fumbles for nine yards, 1970; recovered one fumble, 1974-76.

CAREER HIGHS

Most Interceptions—2 at Cincinnati, Sept. 14, 1969; **Long**—51 at Cincinnati, Sept. 14, 1969.

**NELSON MUNSEY (31) 6 Yr. CB 6-1 198 Wyoming
FA '72 Birthdate: July 2, 1948**

PRO: Missed last six games of 1976 season because of knee injury which required surgery but finished season with 29 solo tackles, four assists, one interception and five tackles on special team assignments . . . regarded one of team's best tacklers . . . The 1975 season was his best as a pro . . . intercepted the first three passes of his career . . . first interception came at Chicago in season opener and led to Colts third touchdown . . . returned interception 30 yards against New England for TD to clinch win and AFC Eastern Division title in season finale at Memorial Stadium in 1975 . . . has started every game for more than three years and played in 59 straight . . . totaled 54 primary tackles, 25 assists, and 13 pass knockdowns in 1975 at left corner . . . credited with 46 solo tackles in 1974 and 49 in 1973 . . . blocked a New England field goal



attempt in 1974 . . . signed as a free agent by Baltimore in 1972 on recommendation of former Colt Andy Nelson, who was his secondary coach with the Norfolk Neptunes of the Continental League . . . played three years for Neptunes . . . placed on move list day of 1972 season opener and later activated for the sixth game at New York Jets .

COLLEGE: Played defensive back at Wyoming . . . later transferred to Hiram Scott College in Hiram, Nebraska.

PERSONAL: Born and raised in Uniontown, Pa., where he starred in football and track at Uniontown High School . . . captained track team . . . brother of New Orleans Saints Chuck Muncie . . . brother Bill played seven years as a running back with the British Columbia Lions of the Canadian Football League and was named most valuable player of the 1964 Grey Cup game . . . Muncie is family's correct spelling, but Munsey developed from error on Nelson's birth certificate . . . resides with his wife, Vivien, and son, Morgan, in Baltimore.

MUNSEY'S STATISTICS

INTERCEPTIONS	G	No.	Yards	Avg.	LG	TD
1972	9	0	0	0.0	0	0
1973	14	0	0	0.0	0	0
1974	14	0	0	0.0	0	0
1975	14	3	36	12.0	30t	1
1976	8	1	10	10.0	10	0
Career	59	4	46	11.5	30t	1

Additional statistics: Recovered one fumble for three yards and a touchdown, 1972; recovered one fumble and returned one kickoff for 13 yards, 1973.

CAREER HIGH

Long—30 vs. New England, Dec. 21, 1975.

DENNIS NELSON 7 Yr. T 6-5 260 Illinois State
FA Birthdate: February 2, 1946

PRO: Signed as a free agent in June, Nelson is returning to the team for which he was a starter for four seasons before being traded prior to the 1975 season . . . Drafted by the Colts in the third round of the 1969 draft, Nelson was a starter in 28 consecutive games for the Colts and appeared in 41 of 42 while with Baltimore prior to a 1975 trade to the Washington Redskins . . . He chose not to report to the Redskins and was traded a year later by the Colts to the Philadelphia Eagles where he served the 1976 season before seeking and obtaining his release .



COLLEGE: He was selected all-conference as a senior on offense and defense after playing defense exclusively for his first two seasons . . . He was a three-year letterman.

PERSONAL: Born in Kewanee, Ill., he still lives there on a farm where he raises and markets about 3,500 pigs a year. He and his wife, Justine, have two sons.

DOUG NETTLES (30) 4 Yr. CB 6-0 178 Vanderbilt
No. 5 '74 Birthdate: Aug. 13, 1951

PRO: Carried on Colts' injured reserve list for entire 1976 season . . . started first four games of 1975 season at left corner . . . played remainder of season in reserve role and on punt and kickoff coverage teams seeing action in 13 games . . . was among special team leaders in tackles in 1975 . . . started first four games of 1974 season and appeared in 13 for the year . . . intercepted pass against Green Bay in 1974 season opener.

COLLEGE: Set Vanderbilt records for career kickoff returns and yardage with 65 for 1449



yards . . . led Southeastern Conference in kickoff returns in 1971-72 . . . ranked fifth nationally in 1971 (24.6) . . . also had six interceptions for 101 yards and two touchdowns . . . played in Blue-Gray and North-South games . . . earned degree in history and sociology.
PERSONAL: Born in Panama City, Fla., but spent childhood in Okinawa, Philippines and Morocco . . . father was in military . . . attended Rutherford High School in Panama City . . . resides in Hermitage, Tenn., with wife, Linda.

**KEN NOVAK (74) 1 Yr. DT 6-7 275 Purdue
 No. 1 '76 Birthdate: July 3, 1954**

PRO: Served 1976 rookie season as backup defensive tackle appearing in 11 games and recording six solo tackles including one quarterback sack . . . regarded as "extremely big and extremely strong" by coaching staff . . . Colts' first-round draft choice in 1976.

COLLEGE: Named to Football Writers and The Sporting News All-America teams . . . in three years, totaled 229 tackles including 87 as a senior . . . a starter in 31 of 33 varsity games at Purdue . . . played in East-West Shrine and Hula Bowl games . . . two-time All-Big Ten selection . . . other statistics include 15 tackles behind the line of scrimmage for 87 yards lost and eight pass knockdowns in three years . . . tri-captain of 1975 Boilermakers . . . voted Lineman of the Year in 1974 by the Big Ten Skywriters . . . weightlifter with 475-pound bench press to his credit.

PERSONAL: Six-letter winner in three sports at St. Joseph High School in suburban Cleveland, Ohio . . . born in Willowick, Ohio . . . twice named scholastic All-American and won Ohio state discus title in 1972 with throw of 179-6 . . . majored in business and recreation . . . makes his home in Willowick.



**RAY OLDHAM (25) 5 Yr. S-CB 6-0 190 M. Tennessee State
 No. 8 '73 Birthdate: Feb. 23, 1951**

PRO: Started last six games of 1976 season and playoff game against Pittsburgh when right cornerback Nelson Munsey was sidelined with an injury . . . responded with two interceptions good for 40 yards and with 31 solo tackles, four assists and one fumble recovery . . . appeared in all 14 games last season primarily in special teams roles until he replaced Munsey in the starting lineup . . . continued to perform as Colts' fifth back in "nickel" defense situations . . . has played all defensive backfield positions and is listed basically as a safety although he also started at corner in the final 10 games of the 1974 season and recorded 52 tackles . . . drafted by Colts in eighth-round of 1973 draft with choice obtained from San Diego in Tom Matte trade . . . activated for the fourth regular season game of 1973 at New England .

COLLEGE: Four-year starter at safety at Middle Tennessee State . . . recruited as a quarterback but switched to safety early freshman year . . . picked All-Ohio Valley conference 1971-73 . . . intercepted 15 passes during career . . . team's most valuable defensive player in 1973 . . . set school record with 100-yard interception return against Tennessee-Chattanooga in 1973 . . . also participated in track . . . earned degree in business management and economics.

PERSONAL: Born in Gallatin, Tenn., and was star quarterback at Gallatin High School . . . owns chemical company in Chattanooga . . . scratch golfer . . . has won many amateur golf tournaments in south . . . wife, Rhonda, and Ray reside in Chattanooga.



OLDHAM'S STATISTICS

INTERCEPTIONS	G	No.	Yards	Avg.	LG	TD
1973	11	2	10	5.0	7	0
1974	14	1	3	3.0	3	0
1975	14	2	23	11.5	13	0
1976	14	2	40	20.0	33	0
Career	53	7	76	10.9	33	0

Additional statistics: Returned one kickoff for no yards and recovered two fumbles, 1974; made three punt fair catches, 1975, one in 1976.

CAREER HIGH

Long—33 vs. Miami, Oct. 10, 1976

ROBERT PRATT (61) 4 Yr. G 6-4 248 North Carolina No. 3b '74 Birthdate: May 25, 1951

PRO: 1976 was his first full season as a starter for the three-year veteran . . . moved into the starting role at left guard against the N.Y. Jets in the sixth game of the 1975 season and has remained there since . . . "Pratt made great improvement at left guard last season and we believe he will continue to make improvement," said Head Coach Ted Marchibroda . . . in his brief Colt career, has been one of the offensive line's most versatile performers. He has seen duty at tight end, has played a key role on special teams in the past and returned four kickoffs for 64 yards in 1975 . . . has appeared in all but one game of his three-year career . . . earned starting role on basis of size and speed . . . selected in third round of 1974 draft with choice secured in Ray May trade with Denver.

COLLEGE: Three-year starter at tackle for North Carolina . . . played in North-South, Blue-Gray, and Senior Bowl games . . . selected All-Atlantic Coast Conference as a senior . . . played in Gator Bowl as a sophomore and Sun Bowl as a junior . . . recruited as a fullback, switched to guard for freshman year and then to tackle . . . teamed with Colt teammate Ken Huff as tackle and guard on left side of Carolina's offensive line in 1973 . . . earned degree in business administration.

PERSONAL: Born in White Plains, N.Y., but raised in Richmond, Va., where he attended St. Christopher's High School . . . scored 20 touchdowns as a fullback . . . single and resides in Richmond.

Pratt's statistics: Four kickoff returns for 64 yards, 1975, including 22-yarder at Chicago.



ANDY REID 2 Yr. RB 6-0 194 Georgia FA Birthdate: February 26, 1954

PRO: He saw limited duty for both Seattle and Buffalo in his rookie season in the NFL . . . Signed as a free agent with the Colts during the off-season. "He's an outstanding special teams player," proclaimed Ted Marchibroda, "and that's where we intend to use him."

COLLEGE: Three-year letterman and two-year co-regular at Georgia where he played in three straight bowl games, the Cotton, Tangerine and Peach. Picked up 468 yards on 83 carries for a 5.6 average and three touchdowns as a senior. His career totals at Georgia are 837 yards on 160 attempts. He majored in business.

PERSONAL: Born in Hamilton, Ohio, he now makes his home in Athens, Ga. He is the son of former Georgia and Green Bay Packer star Floyd (Breezy) Reid and attended Taft High School in Hamilton.



**FREDDIE SCOTT (86) 4 Yr. WR 6-2 170 Amherst
No. 7c '74 Birthdate: Aug. 5, 1952**

PRO: Appeared in 10 games last season and in eight in 1975 as a reserve wide receiver and a member of the special teams . . . caught three passes for 35 yards in 1976 . . . hampered by injuries in 1976 " . . . but this could be a big year for him," says Head Coach Ted Marchibroda . . . runs precise pass routes and has "soft" hands . . . started the last two games of 1974 . . . totaled 18 receptions for 153 yards for 1974 . . . his 17.6 yards per catch average that season was second to Roger Carr's 19.3 . . . played in 14 games rookie season . . . drafted third in the seventh round with choice obtained from Buffalo for tight end John Mosier.



COLLEGE: United Press International New England player of the year as a senior in 1973 . . . earned college division All-America honorable mention 1972-73 . . . also academic All-America, 1973 . . . leading receiver in NCAA college division junior season with 66 receptions for 936 yards and 12 touchdowns . . . career totals: 143 catches, 2336 yards, and 27 TDs . . . co-captain as a senior and selected to play in North-South game . . . set four New England receiving records and named All-New England 1972-73 . . . played basketball sophomore year . . . graduated cum laude in pre-medicine.

PERSONAL: Born and raised in Grady, Ark., and attended Southeast High School . . . participated in football, basketball and track . . . captain of basketball and football teams as a senior . . . named outstanding teenager in Arkansas in 1970 . . . valedictorian of his class . . . completed second year of medical school at University of Cincinnati . . . resides with wife, Edna, and son, Freddie III, in Baltimore.

SCOTT'S STATISTICS

RECEIVING	G	No.	Yards	Avg.	LG	TD
1974	14	18	317	17.6	45	0
1975	8	0	0	0.0	0	0
1976	10	3	35	11.7	18	0
Career	32	21	352	16.8	45	0

Additional statistics: Rushed two times for 12 yards, returned three punts for 31 yards, returned three kickoffs for 61 yards, and recovered a fumble, 1974.

CAREER HIGHS

Receptions—5 vs. New England, Nov. 24, 1974; **Yardage**—68 at New England, Oct. 6, 1974; **Long**—45 at New England, Oct. 6, 1974.

**SANDERS SHIVER (54) 1 Yr. LB 6-2 222 Carson-Newman
No. 5 '76 Birthdate: Feb. 14, 1955**

PRO: Colts' number one special teams performer in his rookie season, he had 23 tackles on kickoff and punt coverage assignments including 18 solo stops . . . will move to middle linebacker slot this preseason behind veteran Jim Cheyunski . . . appeared briefly as an outside linebacker last season and was credited with two solo tackles . . . Colts' fifth-round draft choice in 1976.



COLLEGE: Carson-Newman's outstanding defensive player as senior . . . led team in tackles with 94 and in quarterback sacks with nine . . . in addition to linebacker, played defensive end and defensive back . . . appeared in all 14 games in 1976.

PERSONAL: Born in Gadsden, S.C. . . attended Lower Richland High School at Hopkins, S.C., but played only one season of football . . . single and lives in Baltimore.

**ED SIMONINI (56) 1 Yr. LB 6-0 220 Texas A&M
No. 3 '76 Birthdate: Feb. 2, 1954**

PRO: Among special teams leaders his rookie season with 16 tackles including six solo stops on kickoff coverage and two on punt coverage . . . appeared briefly in 1976 as a linebacker and had one solo tackle to his credit . . . Colts' third-round draft choice in 1976.

COLLEGE: All-American selection by The Associated Press, United Press International, Football Writers, *The Sporting News*, Walter Camp and Football Coaches . . . named to every All-Southwest Conference team and proclaimed SWC Defensive Player of the Year as both a senior and a sophomore . . . four-year starter and named second team All-American as both a sophomore and a junior . . . ocean engineering major.

PERSONAL: Running back and linebacker at Valley High School in Las Vegas, Nev., and was named both defensive and offensive Player of the Year in the state as a senior . . . also won state high school wrestling championship as a senior . . . single and lives in El Paso, Tex.



**HOWARD STEVENS (27) 5 Yr. KR-RB 5-5 165 Louisville
Trade—New Orleans '75 Birthdate: Feb. 9, 1950**

PRO: Accounted for more than 1,000 yards on punt and kickoff returns in 1976 . . . had 39 punt returns and 30 kickoff returns last season after serving in 1975 as the Colts' number one punt return specialist with 36 run-backs . . . ranked ninth in AFC in kickoff returns in 1976 with average of 23.7 . . . ranked eighth in the league and sixth in AFC in punt returns in 1975 with an average of 11.0 . . . suffered pulled ligaments in second half of Oakland game and missed dates at Los Angeles and at home against Buffalo in 1975 . . . acquired from New Orleans on September 10, 1975 for the Colts fifth-round choice in the 1977 draft . . . set Saints' single season punt return record in 1974 with 37 returns for 376 yards . . . also established New Orleans career records for punt (54 for 547 yards) and kickoff returns (59, 1339).

COLLEGE: Transferred to Louisville after playing two seasons at Randolph-Macon . . . set all-time college rushing record of 5297 yards and 69 touchdowns . . . also caught 83 passes for 738 yards and eight TDs, returned 74 punts for 782 yards, and 30 kickoffs for 748 yards . . . 418 points scored also collegiate record . . . voted team and conference most valuable player all four years of college . . . second-team All-America as a senior . . . earned degree in psychology.

PERSONAL: Born in Harrisonburg, Va., and attended Harrisonburg High School . . . worked as a layman counselor in Anne Arundel County school system in 1975 off-season . . . lives with wife, Joyce, in Cockeysville, Md.



STEVEN'S STATISTICS

PUNT RETURNS	G	No.	FC	Yards	Avg.	LG	TD
1973-New Orleans	14	17	15	171	10.1	37	0
1974-New Orleans	14	37	7	376	10.2	40	0
1975-Baltimore	12	36	8	396	11.0	53	0
1976-Baltimore	14	39	9	315	7.9	44	0
Career	54	129	39	1258	9.8	53	0

KICKOFF RETURNS

	No.	Yards	Avg.	LG	TD
1973-New Orleans	26	590	22.7	48	0
1974-New Orleans	33	749	22.7	41	0
1975-Baltimore	3	71	23.7	31	0
1976-Baltimore	30	710	23.7	83	0
Career	92	2120	23.0	83	0

RUSHING

	No.	Yards	Avg.	LG	TD
1973-New Orleans	45	183	4.1	15	2
1974-New Orleans	43	190	4.4	25	1
1975-Baltimore	0	0	0.0	0	0
1976-Baltimore	1	3	3.0	3t	1
Career	89	376	4.2	25	3

RECEIVING

	No.	Yards	Avg.	LG	TD
1973-New Orleans	4	39	9.8	14	0
1974-New Orleans	13	81	6.2	20	0
1975-Baltimore	0	0	0.0	0	0
1976-Baltimore	0	0	0.0	0	0
Career	17	120	7.1	20	0

Additional statistics: Recovered two fumbles, 1973; recovered three fumbles, 1974; recovered one fumble, 1975.

POST-SEASON**PUNT RETURNS**

	No.	FC	Yards	Avg.	LG	TD
1975 at Pittsburgh	3	0	30	10.0	18	0

CAREER HIGHS

Long punt return—53 vs. New England, Dec. 21, 1975; **Long kickoff return**—83 at St. Louis, Dec. 4, 1976.

DAVID TAYLOR (64) 5 Yr. T 6-5 257 Catawba

No. 5 '73 Birthdate: Oct. 17, 1949

PRO: Starter in three of his four seasons with Colts at left tackle and has appeared in all but one game in his four-year career . . . played in 13 games as a rookie, primarily as a reserve lineman and on special teams, and has been a starter since then . . . had his best season in 1976 . . . "Taylor made the most improvement along our offensive line last year," said Head Coach Ted Marchibroda, "and we believe he will continue to make improvement." . . . drafted as a guard by the Colts in the fifth round of the 1973 draft.



COLLEGE: Named outstanding offensive lineman as senior, when he also co-captained team . . . named to NAIA All-America team, All-Carolina Conference, and NAIA All-District in 1972 . . . competed in track, where he set school records in the shotput and discus . . . earned degree in business administration.

PERSONAL: Born in Statesville, N.C., and attended Chapel Hill High School . . . set state shotput and discus records . . . career bests are 59-2 and 178-10 . . . worked as layman counselor in Anne Arundel County school . . . active in Fellowship of Christian Athletes and Colt Bible study . . . wife, Lorna, and children, Leigh and Brian, live in Baltimore.

Taylor's statistics: Recovered one fumble, 1974.

NORM THOMPSON 7 Yr. DB 6-1 180 Utah
Veteran Free Agent acquired from St. Louis
Birthdate: March 5, 1945

PRO: Acquired by the Colts from the St. Louis Cardinals during the off-season under the new veteran free agent guidelines. Colts surrendered a third-round choice in the May draft for the rights to Thompson . . . Either led or shared the lead in pass interceptions for the Cardinals for each of the last three seasons with six in 1974, seven in 1975 and four last season . . . Among his thefts in 1975 was one on a pass thrown by Joe Namath of the N.Y. Jets which Thompson returned 61 yards for a touchdown . . . He has 22 career interceptions for a total of 464 yards . . . Led the league with 190 yards on six interception returns in 1974 including one of 56 yards and a touchdown against Cleveland . . . He was a starter for six seasons with the Cardinals.



COLLEGE: All-America at Laney Junior College in Oakland, Calif., and then was two-time all-conference selection at Utah . . . He had five interceptions for 259 yards and three touchdowns in 1969, setting two NCAA marks and tying another.

PERSONAL: Was born in San Francisco and makes his home there with his wife, Gwendolyn, and three children.

THOMPSON'S STATISTICS

INTERCEPTIONS	G	No.	Yards	Avg.	LG	TD
1971-St. Louis		4	45	11.3	25	0
1972-St. Louis		1	5	5.0	5	0
1973-St. Louis		0	0	0.0	0	0
1974-St. Louis		6	190	31.7	56t	1
1975-St. Louis		7	141	20.1	61t	1
1976-St. Louis	14	4	83	20.8	38	0
Career-St. Louis		22	464	21.1	61t	2

RICKY THOMPSON (88) 1 Yr. WR 6-0 170 Baylor
No. 8 '76 Birthdate: May 15, 1954

PRO: Known for his speed and good hands, used sparingly in backup role his rookie season catching one pass for 11 yards in game against Tampa Bay . . . credited with four tackles on kickoff coverage teams . . . drafted by Colts in eighth round of 1976 draft.



COLLEGE: Two-year starter and All-Southwest Conference selection senior year . . . caught two touchdown passes against Penn State in 1975 Cotton Bowl game . . . three weeks later established Southwest Conference indoor long jump record of 24-5 and has a personal high of 25-7 3/4 . . . business management major.

PERSONAL: Attended Gatesville, Tex., High School . . . active in football and baseball . . . competed in Ford Punt, Pass and Kick program. He and his wife, Carol, reside in Gatesville during the off-season.

THOMPSON'S STATISTICS

RECEIVING	G	No.	Yards	Avg.	LG	TD
1976	9	1	11	11.0	11	0

BILL TROUP (12) 4 Yr. QB 6-5 220 South Carolina
Trade—Philadelphia '76 Birthdate: April 2, 1951

PRO: Served as backup quarterback to Bert Jones in 1976 in his second tour of duty with Colts . . . although he appeared in all 14 games as the holder for Toni Linhart's field goal and extra point attempts, he also participated at quarterback in five games last season completing eight of 18 passing attempts for 117 yards . . . he scored on six-yard run against San Diego . . . has shuttled between Philadelphia and Baltimore . . . signed by Philadelphia as a free agent in 1974 after playing one year with Calgary of the Canadian Football League . . . acquired on September 13, 1974, the final cutdown day, by Baltimore from the Eagles on waivers . . . played in one game in 1974 . . . waived by the Colts September 17, 1975 and signed by Philadelphia in early October . . . did not gain any game action . . . reacquired by Baltimore for rights to retired Dennis Nelson on April 2, 1975.



COLLEGE: Played two years at Virginia, before transferring to South Carolina . . . switched schools when Virginia went to a ground control game.

PERSONAL: Born in Pittsburgh, Pa., and attended suburban Bethel Park High School . . . resides with wife, Pam, and son and daughter in Towson, Md.

TROUP'S STATISTICS

PASSING	G	Att-		Yards	Pcts.	Int.	LG	TD
		Comp	Yards					
1974-Baltimore	1	0-0	0	0	0.0	0	0	0
1975-Philadelphia	0	0-0	0	0	0.0	0	0	0
1976-Baltimore	14	8-18	117	44.4	1	32	0	
Career	15	8-18	117	44.4	1	32	0	

BOB VAN DUYNE (67) 4 Yr. G 6-4 245 Idaho
No. 10a '74 Birthdate: May 15, 1952

PRO: Provides depth at three offensive line positions as third tackle, fourth guard and third center . . . appeared in all 14 games in 1976 primarily on special teams assignments . . . has not missed a game in his three-year pro career . . . started first five games of 1975 season . . . drafted as a guard from Idaho and switched to tackle.

COLLEGE: Two-year starting tackle at Idaho . . . teammate of Colts' Randy Hall.

PERSONAL: Born in Auburn, Wash., and attended Seattle High School . . . wife, Candy, and Bob live in Auburn, Wash.



JACKIE WALLACE (20) 4 Yr. S 6-3 197 Arizona
Waivers—Minnesota '75 Birthdate: March 13, 1951

PRO: Led Colts in interceptions in 1976 with five which he returned for a total of 105 yards . . . started in all 14 games and finished third in tackles with 78, 69 of which were solo stops, and he recovered three fumbles . . . also used on return teams and ran three kick-offs back for 61 yards . . . tied Colt team record, returning two interceptions for touchdowns in 1975 . . . went 38 yards to score against the Jets at Shea Stadium and 42 yards against Kansas City at Memorial Stadium . . . acquired on waivers from Min-



nesota on September 17, 1975, four days before the season opener . . . switched to free safety and earned starting position in season's fifth game at New England . . . drafted on second round by Minnesota in 1973 . . . spent rookie season on inactive list . . . started every game in 1974, including Super Bowl date with Pittsburgh as left cornerback . . . also led Vikings in punt returns with 25 for 191 yards . . . deflected pass to teammate for interception in 1974 NFC championship game to halt a Los Angeles drive.

COLLEGE: All-America in 1972 and two-time All-Western Athletic Conference pick . . . played in College All-Star, East-West and Senior Bowl games . . . earned most valuable player award in East-West game with two interceptions . . . set school records for interceptions in career (20), season (11), and game (3) and in career touchdowns on punt returns (4) . . . returned two interceptions for touchdowns . . . had punt return of 94 yards for a TD against UCLA in 1971 . . . also went 74 and 73 yards that season . . . lettered in baseball . . . studied math and accounting.

PERSONAL: Born in New Orleans, La., and attended St. Augustine High School . . . member of Colts' Speakers Bureau this past off-season . . . lives in Baltimore.

WALLACE'S STATISTICS

INTERCEPTIONS	G	No.	Yards	Avg.	LG	TD
1974-Minnesota	14	1	3	3.0	3	0
1975-Baltimore	14	4	126	31.5	42t	2
1976-Baltimore	14	5	105	21.0	41	0
Career	42	10	234	23.4	42t	2

PUNT RETURNS	No.	FC	Yards	Avg.	LG	TD
1974-Minnesota	25	4	191	7.6	20	0
1975-Baltimore	6	0	43	7.2	14	0
1976-Baltimore	0	3	0	0.0	0	0
Career	31	7	234	7.5	20	0

KICKOFF RETURNS	No.	Yards	Avg.	LG	TD
1974-Minnesota	2	31	15.5	16	0
1975-Baltimore	1	0	0.0	0	0
1976-Baltimore	3	61	20.3	23	0
Career	6	92	15.3	23	0

Additional statistics: Recovered one fumble for 23 yards, 1974; recovered three in 1976.

POST-SEASON

PUNT RETURNS	No.	FC	Yards	Avg.	LG	TD
1974 vs. St. Louis	1	0	3	3.0	3	0

CAREER HIGH

Long interception return—42t vs. Kansas City, Nov. 30, 1975; **Long kickoff return**—23 at St. Louis, Dec. 4, 1976; **Long punt return**—20 vs. Houston, Oct. 13, 1974.

STAN WHITE (53) 6 Yr. LB 6-1 220 Ohio State No. 17 '72 Birthdate: Oct. 24, 1949

PRO: Leader of Colts' defensive unit for each of last two seasons . . . leader in tackles both seasons with 119 in 1976, including 104 solo stops, and 109 primary stops with 33 assists in 1975 . . . starter for fourth consecutive season at outside linebacker . . . established NFL record for linebackers with eight interceptions in 1975 to rank second in the AFC and fourth in the league . . . also led team for tackles for minus yardage with seven for 13 . . . had three interceptions in 1976 . . . " . . . he gives us a very dependable game and a very intelli-



gent game," says Head Coach Ted Marchibroda. "His interceptions dropped from eight to three last season and we hope to get him back up to the five and six range this year." . . . named to the *Football News* All-Pro team in 1975 . . . called defensive signals after Mike Curtis was placed on injured reserve list . . . returned interception 23 yards for touchdown against Giants in New York in 1975 . . . had two two-interception days in 1975—season finale with New England and against Cleveland . . . Browns game was his best as a pro . . . made 11 solo tackles, including one on a fake field goal, had three QB sacks, and stopped two drives with the interceptions . . . drafted by the Colts on 17th round of 1972 draft—the 338th man taken . . . played in 14 games on special teams . . . made 18 tackles and saw only extensive time at linebacker against Kansas City . . . became starter on outside in 1973 and led team in tackles (106-41) and interceptions (four) . . . tied club record with six fumble recoveries . . . returned one of two interceptions 19 yards for touchdown against Houston . . . started every game, including four at middle linebacker as replacement for injured Curtis . . . had 11 solo tackles and six assists in first Dolphins game . . . credited with two QB sacks . . . had 59 tackles in 1974, an interception and three sacks . . . recovered fumble to set-up second TD in season's first win over Jets.

COLLEGE: Two-time Big 10 pick at Ohio State . . . started every game as a junior and senior at linebacker and as kickoff man . . . did limited punting . . . led team in tackles as a junior . . . did placekicking as a sophomore . . . played in North-South game . . . Ohio State won three Big 10 titles and visited the Rose Bowl in 1971 against Stanford . . . earned degree in accounting.

PERSONAL: Born in Dover, O., and raised in Kent, where he attended Roosevelt High School . . . played tight end and defensive end in football and catcher in baseball . . . also was on basketball team . . . recruited for all three sports . . . made All-Ohio on football team, which lost only one game in his final two years there . . . attending law school in off-season at the University of Baltimore . . . also works for Colts' Speakers Bureau . . . wife, Patty, and daughter, Amanda, live in Baltimore . . . active in Fellowship of Christian Athletes and Colt Bible group.

WHITE'S STATISTICS

INTERCEPTIONS	G	No.	Yards	Avg.	LG	TD
1972	14	0	0	0.0	0	0
1973	14	4	40	10.0	22	1
1974	14	1	40	40.0	40	0
1975	14	8	135	16.9	32	1
1976	14	3	26	8.7	15	0
Career	70	16	241	15.1	32	2

Additional statistics: Recovered six fumbles for 18 yards and returned one kickoff for 17 yards, 1973; recovered one fumble, 1974; recovered three fumbles in 1976.

CAREER HIGHS

Most interceptions—2 vs. Houston, Nov. 4, 1973, vs. Cleveland, Nov. 2, 1975, and vs. New England, Dec. 21, 1975; **Long**—40 vs. Miami, Dec. 8, 1974.

1977 ROOKIE SKETCHES

FIRST ROUND RANDY BURKE

Wide Receiver 6-1 186 22 Kentucky

Caught 37 passes for 428 yards and two touchdowns in run-oriented offense at University of Kentucky. But he capped career with a sensational performance in the Senior Bowl game in Mobile, Ala., with 11 catches for 126 . . . In that game he had seven catches for 83 yards in the first half.

SECOND ROUND MIKE OZDOWSKI

Defensive End 6-5 244 21 Virginia

Lettered as a starter for four years at Virginia . . . Dean's List student in

BALTIMORE COLTS 1977

Name	Pos.	Ht.	Wt.	Birthdate
Baker, Ron	G	6-3	238	11/19/54
Bonica, Chuck	G	6-1	255	1/26/50
Brechbiel, James	DB	5-9	180	1/30/54
Burke, Randy	WR	6-1	186	5/26/55
Caldwell, James	WR	6-0	196	1/4/54
Capriola, Glen	RB	5-11	219	9/17/54
Carter, Blanchard	T	6-4	262	6/3/55
Chase, Skip	TE	6-5	245	4/1/55
Deutsch, Bill	RB	6-3	221	5/9/55
Durden, Mark	WR	5-11	180	10/6/54
Feaster, Dexter	WR	6-3	185	12/6/53
Felton, Larry	DB	6-4	208	3/6/55
Griffin, Wade	TE	6-5	238	8/7/54
Helms, Kenneth	T-C	6-4	251	5/27/55
Jenkins, Joseph	P-K	6-3	210	7/28/55
Lazaro, Ben	T	6-3	265	10/24/55
O'Neal, Calvin	LB	6-1	235	10/6/54
O'Sullivan, Jim	P	5-11	170	1/17/54
Ozdowski, Mike	DE	6-5	244	9/24/55
Phillips, Paul	LB	6-3	219	10/30/54
Robinson, Ed	LB	6-2	235	12/12/53
Rosenfeld, Eric	S	6-0	195	7/8/55
Ruff, Brian	LB	6-1	222	11/22/54
Sikorski, Brian	QB	6-3	205	4/15/54
Waechter, James	TE	6-5	229	9/22/53
Washington, Nate	DE	6-7	240	2/7/54

the School of Bio-Medical Engineering . . . Recipient of the WCHV Award as the school's outstanding male athlete for the 1976-77 school year . . . All-ACC Academic team with grade point ratio of 3.0 . . . Received the Bob Camp Football Award for academic excellence . . . Served as one of team's tri-captains for the 1976 season . . . Played four defensive positions in his four-year career at Virginia, middle guard, defensive guard, defensive end, linebacker, and defensive tackle . . . Married and has one son.

SIXTH ROUND CALVIN O'NEAL

Linebacker 6-1 235 22 **Michigan**

Known for his speed and his strength, he set records for each of the last two seasons at Michigan in tackles. As a junior, he was credited with 151 stops, a school record, and then broke that mark his senior season with 153, 95 of them solo . . . In 1976 he intercepted three passes and returned them a total of 60 yards including one of 29 for a touchdown against Navy . . . Named to the UPI All-America team in 1976, listed on the Associated Press second All-America team and third team by the *Football News* . . . All-Big 10 selection by both the AP and UPI . . . A student in the Education School at Michigan, O'Neal plans to study dentistry.

SEVENTH ROUND BLANCHARD CARTER

Tackle 6-4 262 21 **Nevada-Las Vegas**

Played tackle at Las Vegas for his first two seasons and moved to guard for his last two, earning UPI All-Coast honors for three straight seasons . . . Four times selected by his teammates as the offensive player of the week . . . Was an offensive leader on a team which finished 11-0 in his sophomore year and 9-2 his senior season reaching the Division II playoffs both seasons . . . Majored in special education and spends much of his free time working with mentally and physically handicapped children.

EIGHTH ROUND KENNETH HELMS

Tackle-Center 6-4 251 21 **Georgia**

Starter at tackle his junior and senior seasons, but also used at center . . . Considered Bulldogs' most versatile offensive lineman . . . Started at center for final three games his junior season and at that position

FIRST-YEAR ROSTER

College	Residence	How Acq.
Oklahoma State	Gary, Ind.	D10
Ohio State	Waltham, Mass.	FA
Maryland	Woodlawn, Md.	FA
Kentucky	Miami, Fla.	D1
Iowa	Sioux City, Ia.	FA
Boston College	Berwyn, Pa.	D9
Nevada-Las Vegas	Stockton, Ca.	D7
Towson State	Baltimore, Md.	FA
North Dakota	Fargo, N.D.	D12
Morgan State	Beaumont, Tex.	FA
N.C. A&T	Charlotte, N.C.	FA
Pittsburgh	Cordele, Ga.	FA
Mississippi	Winona, Miss.	FA
Georgia	Athens, Ga.	D8
Virginia	Orange, Va.	FA
Villanova	Baltimore, Md.	FA
Michigan	Saginaw, Mich.	D6
Lafayette	Tantallon, Md.	FA
Virginia	Parma, O.	D2
Southwest Tex. State	Fort Worth, Tex.	FA
Simpson College	Neola, Ia.	FA
Western Maryland	Baltimore, Md.	FA
The Citadel	Mountainside, N.J.	D11
Villanova	Trumbull, Ct.	FA
Missouri-Rolla	St. Ann, Mo.	FA
Iowa	Cleveland, O.	FA

voted the team's outstanding offensive player in game against Georgia Tech . . . Majored in education . . . Won All-State honors in high school in South Carolina as a tight end and also starred on T.L. Hanna High School's basketball and baseball teams.

NINTH ROUND GLEN CAPRIOLA

Running Back 5-11 219 22 **Boston College**

He rushed for 1,003 yards for Boston College his senior season to become the fifth player in the school's history to top 1,000 . . . And he ranks fifth on B.C.'s all-time rushing list with a career total of 2,049 on 456 attempts for an average of 4.5. He scored 17 touchdowns in his varsity career including seven his senior season . . . AP All-American honorable mention . . . Won the O'Melia Award for his play in the Boston College Holy Cross game . . . But the best game of his career probably came his junior season when he was named the most outstanding offensive player in a nationally-televised contest against Notre Dame. Although B.C. lost the game, 17-3, Capriola rushed for 107 yards on 15 attempts to earn the salute of ABC-TV . . . He is a very talented artist specializing in water colors.

TENTH ROUND RON BAKER

Guard 6-3 238 22 **Oklahoma State**

A junior college transfer, he developed into a major factor in the Oklahoma State offensive line his senior season becoming a starter in his third game and starting a chain reaction along the line that coaches credited with much of the success of the team after the opening week . . . Played at 215 pounds his junior year and settled in at 242 his senior year without losing any of the quickness that made him the fastest member of the State line . . . Although specialized in cross-blocking in the Oklahoma State plan, he also excels as a pulling guard . . . Attended Indian Hills Junior College and was named honorable mention All-American on team that played in the Wool Bowl game and finished second in the national rankings.

ELEVENTH ROUND BRIAN RUFF

Linebacker 6-1 222 22 **The Citadel**

A four-year starter at right linebacker for The Citadel, Ruff led the team

(Continued on page 52)

BALTIMORE COL

No.	Name	Pos.	Ht.	Wt.	NFL	
					Exp.	Birthdate
63	Barnes, Mike	DT	6-6	256	5	12/24/50
47	Baylor, Tim	DB	6-6	191	1	5/23/54
50	Blue, Forrest	C	6-6	260	10	9/7/45
81	Carr, Roger	WR	6-3	196	4	7/1/52
87	Chester, Raymond	TE	6-4	236	8	6/28/48
59	Cheyunski, Jim	LB	6-1	220	10	12/29/45
66	Collett, Elmer	G	6-5	246	11	11/7/44
72	Cook, Fred	DE	6-4	246	4	4/15/52
—	Dalton, Stephen	LB	6-4	246	1	12/7/53
55	Dickel, Dan	LB	6-4	230		8/24/52
35	Doughty, Glenn	WR	6-2	202	6	1/30/51
78	Dutton, John	DE	6-7	266	4	2/6/51
76	Ehrmann, Joe	DT	6-4	254	5	3/29/49
73	Fernandes, Ron	DE	6-4	239	3	9/11/51
33	Hall, Randy	S	6-3	194	3	2/8/52
—	Howell, Delles	DB	6-4	197	8	8/22/48
62	Huff, Ken	G	6-4	257	3	2/21/53
80	Johnson, Marshall	WR	6-1	190	2	11/1/52
7	Jones, Bert	QB	6-3	212	5	9/7/51
—	Keating, Brian	LB	6-2	229	R	9/18/52
85	Kennedy, Jimmie	TE	6-3	230	3	7/30/52
15	Kirkland, Mike	QB	6-1	195	1	6/29/54
75	Kunz, George	T	6-6	261	9	7/5/47
40	Laird, Bruce	S	6-1	198	6	5/23/50
48	Leaks, Roosevelt	RB	5-11	225	3	1/31/53
49	Lee, David	P	6-5	224	12	11/8/43
34	Lee, Ron	RB	6-4	222	1	9/17/53
2	Linhart, Toni	K	5-11	179	5	7/24/42
58	Luce, Derrel	LB	6-3	227	3	9/29/52
52	MacLeod, Tom	LB	6-3	228	4	1/10/51
23	McCauley, Don	RB	6-1	215	7	5/12/49
57	Mendenhall, Ken	C	6-3	250	6	8/11/48
26	Mitchell, Lydell	RB	6-0	195	6	5/30/49
42	Mumphord, Lloyd	CB	5-10	178	9	12/20/46
31	Munsey, Nelson	CB	6-1	198	6	7/2/48
—	Nelson, Dennis	T	6-5	260	6	2/2/46
30	Nettles, Doug	CB	6-0	178	3	8/13/51
74	Novak, Ken	DT	6-7	275	1	7/3/54
25	Oldham, Ray	DB	5-11	192	5	2/23/51
61	Pratt, Robert	G	6-4	248	4	5/25/51
—	Reid, Andy	RB	6-1	200	1	2/26/54
86	Scott, Freddie	WR	6-2	175	4	8/5/52
54	Shiver, Sanders	LB	6-2	222	1	2/14/55
56	Simonini, Ed	LB	6-0	220	1	2/2/54
27	Stevens, Howard	KR-RB	5-5	165	4	2/9/50
64	Taylor, David	T	6-5	264	5	10/17/49
—	Thompson, Norm	CB	6-1	180	7	3/5/45
88	Thompson, Ricky	WR	6-0	170	1	5/15/54
12	Troup, Bill	QB	6-5	215	4	4/2/51
67	Van Duyne, Bob	G-T	6-3	249	4	5/12/52
20	Wallace, Jackie	S	6-3	198	4	3/13/51
—	Wells, Angelo	DE	6-3	250	1	1/19/54
53	White, Stan	LB	6-1	223	6	10/24/49

* Johnson, MacLeod, Nettles missed entire '76 season due to injury; Munsey played 8 games with Baltimore before being placed on injured reserve.

Signed as Free Agents—2/77, Linebacker Stephen Dalton and Defensive End Angelo Wells.

Reinstated—2/77, Linebacker Brian Keating who was voluntarily retired from 1976 training camp.

1977 VETERAN ROSTER

College	Residence	Games in 1976
Miami (Fla.)	Pittsburgh, Pa.	14
Morgan State	Washington, D. C.	14
Auburn	Los Altos Hills, Cal.	14
Louisiana Tech	Cotton Valley, La.	14
Morgan State	Oakland, Cal.	14
Syracuse	Plymouth, Mass.	14
San Francisco State	Stinson Beach, Cal.	14
Southern Mississippi	Pascagoula, Miss.	14
William and Mary	Ellicott City, Md.	0*
Iowa	Iowa City, Iowa	14
Michigan	Randallstown, Md.	14
Nebraska	Malcolm, Neb.	14
Syracuse	Baltimore, Md.	14
Eastern Michigan	Milford, Mich.	13
Idaho	Genesee, Idaho	13
Grambling	Monroe, La.	0
North Carolina	Locust Grove, Va.	8
Houston	Missouri City, Tex.	0*
LSU	Ruston, La.	14
University of Ottawa	Cohasset, Mass.	0*
Colorado State	Baltimore, Md.	14
Arkansas	Fayetteville, Ark.	DNP-14
Notre Dame	Paradise Valley, Ariz.	14
American International	Palermo, Me.	14
Texas	Chappell Hill, Tex.	13
Louisiana Tech	Bossier City, La.	14
West Virginia	Baltimore, Md.	14
Austria Tech	Ft. Pierce, Fla.	14
Baylor	Waco, Tex.	14
Minnesota	Shakopee, Minn.	0*
North Carolina	Huntington Bay, N.Y.	13
Oklahoma	Enid, Okla.	14
Penn State	Baltimore, Md.	14
Texas Southern	Hialeah, Fla.	13
Wyoming	Baltimore, Md.	8*
Illinois State	Kewanee, Ill.	0*
Vanderbilt	Hermitage, Tenn.	0*
Purdue	Willowick, O.	11
Middle Tennessee State	Chattanooga, Tenn.	14
North Carolina	Richmond, Va.	14
Georgia	Athens, Ga.	0
Amherst	Baltimore, Md.	10
Carson-Newman	Baltimore, Md.	14
Texas A & M	El Paso, Tex.	14
Louisville	Baltimore, Md.	14
Catawba	Baltimore, Md.	14
Utah	San Francisco, Cal.	0*
Baylor	Gatesville, Tex.	9
South Carolina	Towson, Md.	14
Idaho	Auburn, Wash.	14
Arizona	Baltimore, Md.	14
Morgan State	Annapolis, Md.	0*
Ohio State	Baltimore, Md.	14

Acquired from the Cardinals 4/77 for third-round draft pick, Cornerback Norm Thompson.

Signed as Free Agents—4/77, Defensive Back Delles Howell and Running Back Andy Reid.

Signed three-year contract—6/77, veteran Offensive Tackle Dennis Nelson.

1977 ROOKIE SKETCHES (continued)

in tackles each season with, in order, 136, 224, 182 and 213 for a career total of 755 . . . First team All-American, AP, as a senior and second team UPI plus pre-season All-American by *Playboy* magazine . . . Three-time All-Southern Conference selection and voted conference Player of the Year as both a junior and senior . . . He was named conference Athlete of the Year his junior year . . . Starter in both the Hula and Japan Bowls this year . . . Captained The Citadel in both his junior and senior seasons . . . Selected as Associated Press Lineman of the Week last season after making 19 tackles and recovering two fumbles in 13-9 victory over Furman . . . Honor roll student majoring in business and served as company commander with the rank of captain . . . Competed in track his sophomore and junior years setting the conference record for javelin throw his junior year with a toss of 225-7 . . . Bench presses 450 pounds.

TWELFTH ROUND BILL DEUTSCH

Running Back 6-3 227 21 **North Dakota**

Broke most of his school's and conference's rushing records in his varsity career twice gaining more than 1,000 yards in a single season. He rushed for 1,231 yards on 216 attempts for an average of 5.7 and seven touchdowns his junior year . . . Named to Little All-American first team by the Associated Press his junior year and was all-conference selection for three consecutive seasons . . . Was the team's third leading pass receiver as a sophomore before team moved to a more run-oriented offense for his final two seasons, primarily on the strength of his rushing ability.

1977 TRAINING CAMP DEPTH CHART OFFENSE

WR—81 Roger Carr, 86 Freddie Scott, 88 Ricky Thompson,
JAMES CALDWELL

LT—64 David Taylor, WADE GRIFFIN, BEN LAZARO

LG—61 Robert Pratt, 67 Bob Van Duyne, RON BAKER

C—57 Ken Mendenhall, 50 Forrest Blue, KENNETH HELMS

RG—66 Elmer Collett, 62 Ken Huff, CHUCK BONICA

RT—75 George Kunz, Dennis Nelson, BLANCHARD CARTER

TE—87 Raymond Chester, 85 Jimmie Kennedy, SKIP CHASE,
JAMES WAECHTER

WR—35 Glenn Doughty, 80 Marshall Johnson, RANDY BURKE,
DEXTER FEASTER

QB—7 Bert Jones, 12 Bill Troup, 15 Mike Kirkland, BRIAN
SIKORSKI

RB—26 Lydell Mitchell, 23 Don McCauley, 27 Howard Stevens,
Andy Reid

RB—48 Roosevelt Leaks, 34 Ron Lee, GLEN CAPRIOLA, BILL
DEUTSCH

DEFENSE

LE—72 Fred Cook, MIKE OZDOWSKI, Angelo Wells

LT—63 Mike Barnes, 74 Ken Novak

RT—76 Joe Ehrmann

RE—78 John Dutton, 73 Ron Fernandes, NATE WASHINGTON

LLB—58 Derrel Luce, 52 Tom MacLeod, Stephen Dalton, PAUL
PHILLIPS

MLB—59 Jim Cheyunski, 54 Sanders Shriver, 56 Ed Simonini,
CALVIN O'NEAL, ED ROBINSON

RLB—53 Stan White, 55 Dan Dickel, BRIAN RUFF, Brian Keating

LCB—42 Lloyd Mumphord, Norm Thompson, JAMES BRECHBIEL

RCB—31 Nelson Munsey, 30 Doug Nettles, Delles Howell

SS—40 Bruce Laird, 25 Ray Oldham, LARRY FELTON

FS—20 Jackie Wallace, 47 Tim Baylor, 33 Randy Hall, ERIC
ROSENFELD

SPECIALISTS

P—49 David Lee, JIM O'SULLIVAN

K—2 Toni Linhart

Rookies listed in CAPS.

1976 IN REVIEW

1976 RESULTS

PRESEASON (2-4)

Date	Opponent	Site	Colts-Opp	Attendance
7/31	Cleveland	Lincoln, Neb.	21-0	20,304
8/6	Washington	Baltimore	20-3	35,575
8/14	Chicago	Chicago	14-25	54,338
8/20	New Orleans	Baltimore	20-26 (OT)	38,879
8/28	Atlanta	Atlanta	7-21	24,986
9/2	Detroit	Detroit	9-24	54,217

REGULAR SEASON (11-3)

AFC EASTERN DIVISION CHAMPIONS

9/12	New England	Foxboro	27-13	43,512
9/19	Cincinnati	Baltimore	28-27	50,374
9/26	Dallas	Dallas	27-30	64,237
10/3	Tampa Bay	Baltimore	42-17	40,053
10/10	Miami	Baltimore	28-14	58,832
10/17	Buffalo	Orchard Park	31-13	71,009
10/24	N.Y. Jets	New York	20-0	49,768
11/1	Houston	Baltimore	38-14	60,020
11/7	San Diego	San Diego	37-21	42,827
11/14	New England	Baltimore	14-21	58,226
11/22	Miami	Miami	17-16	62,104
11/28	N.Y. Jets	Baltimore	33-16	44,023
12/4	St. Louis	St. Louis	17-24	48,282
12/12	Buffalo	Baltimore	58-20	50,452

AFC DIVISIONAL PLAYOFF

12/19	Pittsburgh	Baltimore	14-40	60,020
-------	------------	-----------	-------	--------

1976 TEAM STATISTICS

	Colts	Opponent
TOTAL FIRST DOWNS	301	229
Rushing	133	83
Passing	144	126
Penalty	24	20
Third-down efficiency	109-200	70-184
TOTAL NET YARDS	5236	4187
Average per game	374.0	299.1
Total plays	956	865
Average per play	5.5	4.8
NET YARDS RUSHING	2309	1844
Average per game	164.9	131.7
Total rushes	564	438
Average per rush	4.1	4.2
NET YARDS PASSING	2927	2343
Average per game	209.1	167.4
Tackled/Yards lost	31/294	56/461
Gross Yards	3221	2804
Attempts/Completions	361/215	372/192
Percentage of completions	59.6	51.6
Had intercepted	10	15
PUNTS/AVERAGE	59/39.7	79/36.9
NET PUNT AVERAGE	34.8	31.1
PUNT RETURNS/AVERAGE	40/7.9	33/7.0

KICKOFF RETURNS/AVERAGE	51/20.6	77/22.3
MISC. RETURN/AVERAGE	10/18.0	6/16.0
INTERCEPTIONS/AVERAGE RETURN	15/14.1	10/14.6
PENALTIES/YARDS	92/786	88/781
FUMBLES/BALL LOST	25/18	32/21

	Colts	Opponent
TOUCHDOWNS	51	29
Rushing	26	1
Passing	24	16
Returns	1	2
EXTRA POINTS/ATTEMPTS	49/50	27/29
FIELD GOALS/ATTEMPTS	20/27	15/20
TOTAL POINTS	417	246

SCORE BY PERIODS	1	2	3	4	OT	Total
COLTS	72	175	77	93	—	417
Opponents	46	84	31	85	—	246

INDIVIDUAL STATISTICS

RUSHING	Att.	Yds.	Avg.	LG	TD
Mitchell	289	1200	4.2	43	5
Leaks	118	445	3.8	42	7
McCauley	69	227	3.3	16	9
R. Lee	41	220	5.4	69t	1
Jones	38	214	5.6	17	2
Troup	5	—1	1.3	6t	1
Stevens	1	3	3.0	3t	1
D. Lee	1	—12	—	—12	0
COLTS TOTAL	565	2303	4.1	69t	26
Opponent Total	438	1844	4.2	54	11

RECEIVING	No.	Yds.	Avg.	LG	TD
Mitchell	60	555	9.3	40t	3
Carr	43	1112	25.9	79t	11
Doughty	40	628	15.7	41	5
McCauley	34	347	10.2	44	2
Chester	24	467	19.5	40	3
Leaks	8	43	5.4	10	0
Scott	3	35	11.7	18	0
Kennedy	1	32	32.0	32	0
Thompson	1	11	11.0	11	0
R. Lee	1	—9	—	—9	0
COLTS TOTAL	215	3221	15.0	79t	24
Opponent Total	192	2804	14.6	67t	16

PASSING	Att.	Comp.	Yds.	Pct.	Int.	TD
Jones	343	207	3104	60.4	9	24
Troup	18	8	117	44.4	1	0
COLTS TOTAL	361	215	3221	59.6	10	24
Opponent Total	372	192	2804	51.6	15	16

PASSING	Avg./Att.	Pct./TD	Pct./Int.	LG	Lost/Att.	Rating
Jones	9.05	7.0	2.6	79t	29/284	102.6
Troup	6.50	0.0	5.6	32	1/4	42.8
COLTS TOTAL	8.92	6.7	2.8	79t	30/288	99.6
Opponent Total	7.54	4.3	4.0	67t	56/461	74.2

PUNTING	No.	Yds.	Avg.	TB	In 20	LG
D. Lee	59	2342	39.7	3	21	56
COLTS TOTAL	59	2342	39.7	3	21	56
Opponent Total	79	2914	36.9	7	7	60

INTERCEPTIONS	No.	Yds.	Avg.	LG	TD
Wallace	5	105	21.0	41	0
White	3	26	8.7	15	0
Oldham	2	40	20.0	33	0
Luce	2	7	3.5	7	0
Mumphord	1	22	22.0	22	0
Munsey	1	10	10.0	10	0
Cook	1	1	1.0	1	0
COLTS TOTAL	15	211	14.1	41	0
Opponent Total	10	146	14.6	31t	1

PUNT RETURNS	No.	FC	Yds.	Avg.	LG	TD
Stevens	39	9	315	7.9	44	0
R. Lee	1	0	0	0.0	0	0
Wallace	0	3	0	—	0	0
Oldham	0	1	0	—	0	0
COLTS TOTAL	40	13	315	7.9	44	0
Opponent Totals	33	5	231	7.0	49	0

KICKOFF RETURNS	No.	Yds.	Avg.	LG	TD
Stevens	30	710	23.7	83	0
Laird	7	143	20.4	25	0
Wallace	3	61	20.3	23	0
Kennedy	4	64	16.0	23	0
R. Lee	3	24	8.0	14	0
Pratt	1	21	21.0	21	0
COLTS TOTAL	51	1052	20.6	83	0
Opponent Total	77	1716	22.3	47	0

FIELD GOALS	1-19	20-29	30-39	40-49	50+
Linhart	—	9-9	10-11	1-7	—
Opponent Total	1-1	6-6	5-6	2-6	1-1

LINHART GAME-BY-GAME (good, missed)

(28, 32); (45b); (44, 30, 24); (32, 38); (); (21); (24, 35); (45, 25); (41, 39); (40); (27); (34, 34, 44, 41, 31, 38); (22); (24, 22, 36).

SCORING	TDR	TDP	TDRt	FG	PAT	TP
Linhart	0	0	0	20-27	49-51	109
Carr	0	11	0	0	0	66
McCauley	9	2	0	0	0	66
Mitchell	5	3	0	0	0	48
Leaks	7	0	0	0	0	42
Doughty	0	5	0	0	0	30
Chester	0	3	0	0	0	18
Jones	2	0	0	0	0	12
R. Lee	1	0	0	0	0	6
Luce	0	0	1	0	0	6
Stevens	1	0	0	0	0	6
Troup	1	0	0	0	0	6
Fernandes	0	0	0	0	0	2
COLTS TOTAL	26	24	1	20-27	49-51	417
Opponent Total	11	16	2	15-20	27-29	246

DEFENSIVE STATISTICS

	Tackles			For Loss		Fumbles	
	Total	Solos	Assists	Sacks	Others	Caused	Rec.
Stan White, LB	119	104	15	4-36	7.5-19	2	3
Jim Cheyunski, LB	110	99	11	—	3.5-5	1	2
Jackie Wallace, S	78	69	9	—	—	0	3
John Dutton, DE	73	62	11	13-112	1-4	1	0
Derrel Luce, LB	72	68	4	2-20	2-2	1	0
Joe Ehrmann, DT	67	57	10	11-92	4-9	2	1
Fred Cook, DE	65	60	5	11-73	3.5-6	2	1
Bruce Laird, S	61	50	11	1-7	—	2	3
Lloyd Mumphord, CB	53	47	6	1-4	2-3	1	1
Mike Barnes, DT	50	43	7	7.5-64	2.5-2	1	1
Ray Oldham, CB	35	31	4	0.5-1	1-4	1	1
Nelson Munsey, CB	33	29	4	—	1-3	2	1
Dan Dickel, LB	16	14	2	—	—	1	0
Ken Novak, DT	6	6	0	1-9	1-1	0	1
Ron Fernandes, DE	6	6	0	5-47	Safety	1	0
Bryant Salter, DB	3	3	0	—	—	0	1
Sanders Shiver, LB	2	2	0	—	—	0	0
Tim Baylor, DB	1	1	0	—	—	0	0
Ed Simonini, LB	1	1	0	—	—	1	0
Ron Lee, RB	—	—	—	—	—	1	—
Bert Jones, QB	—	—	—	—	—	—	1
Freddie Scott, WR	—	—	—	—	—	—	1

Tackles for Minus Yardage

White, 7 for 13; Luce, 7 for 11; Cheyunski, 6 for 10; Cook, 6 for 8; Ehrmann, 4 for 7; Mumphord, 3 for 5; Dutton, 2 for 6; Wallace, 2 for 2; Barnes, 2 for 4; Oldham 1 for 4; Laird 1 for 1; Novak 1 for 1.

SPECIAL TEAMS COVERAGE

	KICKOFF		PUNTS		TOTAL
	Tackles	Assists	Tackles	Assists	
Sanders Shiver	13	4	5	1	23
Tim Baylor	6	3	6	3	18
Ed Simonini	6	4	2	4	16
Ron Lee	4	5	3	3	15
Howard Stevens	9	6	—	—	15
Dan Dickel	8	3	2	1	14
Randy Hall	6	6	1	—	13
Ray Oldham	3	2	3	2	10
Jimmie Kennedy	5	2	2	1	10
Nelson Munsey	3	2	—	—	5
Toni Linhart	1	3	—	—	4
Don McCauley	3	1	—	—	4
Ricky Thompson	2	2	—	—	4
Forrest Blue	—	—	2	1	3
Derrel Luce	—	—	3	0	3
David Lee	—	—	2	0	2
Spencer Thomas	1	—	—	—	1
Freddie Scott	1	—	—	—	1

1976 Game-By-Game

BALTIMORE 27, NEW ENGLAND 13 (1-0)

September 12

Schaefer Stadium

Att: 43,512

THE KUCNER REPORT—"We felt like somebody had pulled a weight off our chest when we won," said middle linebacker Jim Cheyunski. "The pressure was really on us to win." And Baltimore won, 27-13, in what was probably the most pressure-packed season

opener in Colt history. The intense pressure came in the aftermath of Ted Marchibroda's return as head coach. The players demanded him back and they got him. . . . Bert Jones, Lydell Mitchell and Glenn Doughty showed the way against a rugged New England outfit that always gives the Colts a physical beating. Jones again looked like a superman quarterback, hitting 17 of 23 passes for 190 yards. He fired a pair of scoring strikes to Doughty, and didn't have any passes intercepted. Mitchell, a notoriously slow starter, had the best opening game of his career. He slashed his way to 73 yards on 18 carries and caught six passes for 72 yards. Each of his six receptions produced a first down.

Baltimore	3	14	7	7—27
New England . . .	3	3	0	7—13

Balt—Linhart 28 FG (2:16, 1Q)
 NE—Smith 31 FG (12:26, 1Q)
 NE—Smith 27 FG (11:42, 2Q)
 Balt—Doughty, 12 pass from Jones (Linhart kick) (14:09, 2Q)
 Balt—Doughty, 6 pass from Jones (Linhart kick) (14:50, 2Q)
 Balt—Linhart 32 FG (13:23, 3Q)
 NE—Johnson, 4 run (Smith kick) (7:29, 4Q)

Balt—Mitchell, 10 run (Linhart kick) (13:04, 4Q)

TEAM STATISTICS

	Balt	NE
First downs	20	17
Rushes-yards	38-122	37-149
Passing yards	150	168
Total yards	272	317
Passing	27-17-0	22-12-4
Punting	3-47.0	2-33.0
Fumbles-lost	1-1	1-1
Penalties-yards	6-45	6-55

BALTIMORE 28, CINCINNATI 27 (2-0)

September 19

Memorial Stadium

Att: 50,374

THE STEADMAN REPORT—Take the films of the Baltimore Colts-Cincinnati Bengals football game, played on Sept. 19, 1976, put them in a sealed time capsule and attach a note that reads, "Don't open for 100 years." What happened in this truly spectacular confrontation between two teams with talent and title aspirations should be recorded for posterity. Those 50,621 witnesses won't soon forget the show they watched. There was every ingredient that makes for a pleasurable afternoon in a football stadium . . . the long distance touchdown connection, not once but three times from Bert Jones to Roger Carr; awesome pressure put on by both defensive lines; tough, grueling running by Lydell Mitchell, who absorbs punishment like a sponge, and a 51-yard field goal by Chris Bahr. . . . It was the Colts' second successive win and this is the first time since 1968, when John Unitas was injured and Earl Morrall was the quarterback, that they opened the schedule with two straight triumphs. For Jones it was the fourth time in four years he has gone over the 300-yard mark in passing. And for his leading receiver, Carr, who had six catches for 198 yards, including three touchdowns, it was his finest performance in three seasons with the Colts.

Cincinnati	7	13	7	0—27
Baltimore	7	7	7	7—28

Balt—Carr, 68 pass from Jones (Linhart kick) (8:53, 1Q)
 Cinn—Casanova, 31 interception return (Bahr kick) (12:39, 1Q)
 Cinn—Trumphy, 17 pass from Anderson (Bahr kick) (2:44, 2Q)
 Cinn—Bahr 26 FG (8:18, 2Q)
 Balt—Carr, 22 pass from Jones (Linhart kick) (13:13, 2Q)
 Cinn—Bahr 51 FG (14:05, 2Q)
 Balt—Carr, 65 pass from Jones (Linhart kick) (2:21, 3Q)

Cinn—Elliott, 9 pass from Reaves (Bahr kick) (9:49, 3Q)

Balt—Leaks, 2 run (Linhart kick) (0:46, 4Q)

TEAM STATISTICS

	Cinn	Balt
First downs	14	21
Rushes-yards	25-126	43-129
Passing yards	177	270
Total yards	303	399
Passing	29-15-2	29-14-3
Punting	7-39.7	5-47.2
Fumbles-lost	3-1	2-2
Penalties-yards	6-64	2-20

DALLAS 30, BALTIMORE 27 (2-1)**September 26****Texas Stadium****Att: 64,237**

THE FARABAUGH REPORT—Disappointing. Frustrating. Heart-rending. Perhaps no better words described the Colts' 30-27 loss to the Cowboys yesterday. "It's a damn shame," said big Joe Ehrmann softly. The Colt defensive tackle had just played the best game of his life, but it mattered little. His team had failed to stop Dallas quarterback Roger Staubach from having the best day of his eight-year pro career. No alibis were offered. None were needed. Staubach completed 22 of 28 passes for a career high 339 yards and two touchdowns. Wide receiver Drew Pearson contributed a tricky 39-yard reverse option pass to Golden Richards for a third touchdown and made two last-gasp clutch catches. And Efen Herrera added three field goals from 37, 18 and 32 yards, the last coming with only three seconds remaining for the victory. . . . Coach Ted Marchibroda was gracious in defeat. "Anything I say makes no difference" he said. "We lost by three points to a better ball club. We played a great game and they played a great game. They just scored last."

Baltimore . . .	7	7	3	10—27
Dallas	0	7	10	13—30

Balt—Leaks 3 run (Linhart kick) (13:26, 1Q)

Dal—Richards, 39 pass from D. Pearson (Herrera kick) (0:08, 2Q)

Balt—Jones, 6 run (Linhart kick) (12:22, 2Q)

Dal—Herrera 37 FG (3:51, 3Q)

Balt—Linhart 30 FG (6:44, 3Q)

Dal—Richards, 31 pass from Staubach (Herrera kick) (10:28, 3Q)

Dal—Herrera 18 FG (3:45, 4Q)

Balt—McCauley, 2 run (Linhart

kick) (8:52, 4Q)

Dal—DuPree, 38 pass from Staubach (Herrera kick) (11:33, 4Q)

Balt—Linhart 24 FG (14:32, 4Q)

Dal—Herrera 32 FG (14:57, 4Q)

TEAM STATISTICS

	Balt	Dal
First downs	25	21
Rushes-yards	39-184	32-92
Passing yards	216	365
Total yards	400	457
Passing	31-13-0	29-23-0
Punting	6-36.6	3-40.0
Fumbles-lost	2-1	4-3
Penalties-yards	7-55	8-65

BALTIMORE 42, TAMPA BAY 17 (3-1)**October 3****Memorial Stadium****Att: 40,053**

THE SNYDER REPORT—A 24-point second quarter by the Colts removed all doubt and took the play away from the flag-waving officials, but the Tampa Bay Buccaneers did register their first-ever National Football League touchdown to gain some solace in a 42-17 loss yesterday at Memorial Stadium. . . . If no penalties had been called, the Colts would have gained nearly 600 total yards, and the Buccaneers a semi-respectable 150. As it was the Colt defense and the handkerchief-dropping officials combined for a new Baltimore club record of allowing only 13 net yards passing by the Bucs. The Colt "Sack Pack," helped by numerous linebacking blitzes, tied a club record with eight tackles of the quarterback attempting to pass.

Tampa Bay .	0	3	0	14—17
Baltimore . . .	0	24	9	9—42

TB—Green 40 FG (1:26, 2Q)

Balt—Leaks, 1 run (Linhart kick) (3:31, 2Q)

Balt—Linhart 32 FG (9:24, 2Q)

Balt—Leaks, 1 run (Linhart kick) (13:02, 2Q)

Balt—Carr, 48 pass from Jones (Linhart kick) (14:43, 2Q)

Balt—Mitchell, 24 pass from Jones (kick failed) (6:08, 3Q)

Balt—Linhart 38 FG (11:26, 3Q)

Balt—McCauley, 2 run (Linhart kick) (3:10, 4Q)

Balt—Fernandes tackled Dickin-

son in end zone for safety (11:26, 4Q)

TB—Reece, 44 fumble return (Green kick) (13:11, 4Q)

TB—C. Davis, 1 run (Green kick) (14:28, 4Q)

TEAM STATISTICS

	TB	Balt
First downs	6	31
Rushes-yards	24-76	50-238
Passing yards	13	221
Total yards	89	451
Passing	15-4-1	33-19-4
Punting	9-40.7	4-40.0
Fumbles-lost	2-0	2-2
Penalties-yards	12-94	11-124

BALTIMORE 28, MIAMI 14 (4-1)

October 10

Memorial Stadium

Att: 58,832

THE ESKRIDGE REPORT—It was the kind of day Raymond Chester used to have for the Oakland Raiders and it finally happened with the Baltimore Colts on Sunday at the Stadium. Five catches for 106 yards in a 28-14 victory over the Miami Dolphins got Chester the first game ball he ever earned in football, but it got him something else, the recognition that he's possibly as good as any tight end in the National Football League. For a long time, Baltimore fans have thought of Chester as something less. First, he was the guy for whom Joe Thomas traded the celebrated defensive end with the catchy name, Bubba Smith. Second, he was the pass receiver who was even money not to hold onto a pass. And then, he seemed to fade into anonymity as an offensive blocker and non-receiver. But on Sunday, he didn't even have to score a touchdown to get the recognition of a game ball from the Colt team. His catches were the big plays as the Colts rang up a 21-point second quarter. . . . "Tight end is not catching the ball and spiking it in the end zone," Chester said. "It's a funky job—like all day, it was me and (Miami defensive end Vern) Den Herder. That's what it's all about." . . . "Anybody that plays us knows they've gotta take away Roger Carr down the side and Glenn on the other side. And I haven't caught many balls this season. Maybe they went to sleep on me."

Miami	0	7	7	0—14
Baltimore	0	21	7	0—28

Balt—McCauley, 1 run (Linhart kick) (1:24, 2Q)
 Mia—Bulaich, 1 run (Yepreman kick) (6:30, 2Q)
 Balt—Doughty, 10 pass from Jones (Linhart kick) (8:19, 2Q)
 Balt—Jones, 7 run (Linhart kick) (14:40, 2Q)
 Balt—McCauley, 1 run (Linhart kick) (4:25, 3Q)

Mia—N. Moore, 67 pass from Morrall (Yepreman kick) (10:07, 3Q)

TEAM STATISTICS

	Mia	Balt
First downs	14	22
Rushes-yards	28-88	49-169
Passing yards	180	163
Total yards	268	332
Passing	31-13-1	14-11-0
Punting	5-41.6	7-34.1
Fumbles-lost	1-1	3-1
Penalties-yards	4-54	8-56

BALTIMORE 31, BUFFALO 13 (5-1)

October 17

Rich Stadium

Att: 71,009

THE BROWN REPORT—Never a man to mince words, Glenn Doughty spread his arms, as if to embrace the Colts' entire passing attack, and stated as he saw it: "They can't stop us." He was not so audacious as to include the Colts as a team, although a case could be made for that, too. Certainly the Buffalo Bills couldn't stop them yesterday, losing, 31-13. Indeed, only one team, Dallas, has stopped them in six games this season. What Doughty was referring to was the delightful distribution of quarterback Bert Jones' passes. He has no favorite receiver. He has no Raymond Berry. If an opponent decides that Roger Carr is the Colts' most formidable pass catching threat and assigns two men to him, that will leave tight end Raymond Chester open. Or halfback Lydell Mitchell. Or Mr. Doughty. . . . Doughty didn't know it was his most productive day in his five Colt seasons—it wasn't, but six catches matched his high against the same Bills last

Baltimore . . .	3	14	0	14—31
Buffalo	3	10	0	0—13

Buff—Jakowenko 32 FG (9:56, 1Q)
 Balt—Linhart 21 FG (13:26, 1Q)
 Balt—McCauley, 2 run (Linhart kick) (0:50, 2Q)
 Buff—Jakowenko 44 FG (4:01, 2Q)
 Buff—Simpson, 33 pass from Ferguson (Jakowenko kick) (7:10, 2Q)
 Balt—Mitchell, 6 run (Linhart kick) (11:33, 2Q)
 Balt—Doughty, 9 pass from Jones

(Linhart kick) (0:56, 4Q)

Balt—McCauley, 3 pass from Jones (Linhart kick) (6:46, 4Q)

TEAM STATISTICS

	Balt	Buff
First downs	24	17
Rushes-yards	40-213	32-145
Passing yards	202	199
Total yards	415	344
Passing	22-13-0	28-13-0
Punting	4-37.0	5-27.0
Fumbles-lost	2-2	3-2
Penalties-yards	5-50	14-106

year—and didn't really care. "I haven't had my best day yet," he said. "Come to think of it, I might never have it. Not the way we spread the wealth."

BALTIMORE 20, N.Y. JETS 0 (6-1)
October 24 **Shea Stadium**

Att: 49,768

THE KUCNER REPORT—Vaudeville may be dead, but that "Bert and Roger Show" that made the New York Jets look like baggy-pants comedians is some kind of winner. . . . Playing their own special version of pitch and catch, the two ole country boys from the Louisiana hills wowed 'em in The Big Apple, combining for five pass completions that produced 210 yards and two touchdowns. The net result: the Colts grounded the Jets, 20-0, pumping their record to 6-1. . . . Carr's 210 yards in one game is the best any Baltimore receiver has done since Raymond Berry set the club record with 224, and that was 19 years ago. . . . "The key to it all is Bert," explained Carr. "Could you believe that last touchdown pass? It was perfect. He threw the ball 65 yards in the air and put it on a dime. You can just imagine what a special kind of quarterback it takes to do that. That's the finest pass I've ever caught." . . . Jones and Carr combined on one in the first quarter that wasn't a bad piece of work, either. That one was 41 yards for a touchdown.

Baltimore	7	6	0	7—20
N.Y. Jets	0	0	0	0—0

- Balt—Carr 41 pass from Jones (Linhart kick) (9:22, 1Q)
- Balt—Linhart 24 FG (2:18, 2Q)
- Balt—Linhart 35 FG (9:10, 2Q)
- Balt—Carr, 79 pass from Jones (Linhart kick) (3:22, 4Q)

TEAM STATISTICS

	Balt	Jets
First downs	18	15
Rushes-yards	42-136	19-123
Passing yards	281	154
Total yards	417	277
Passing	27-16-1	37-17-2
Punting	6-41.7	8-41.0
Fumbles-lost	0-0	2-3
Penalties-yards	6-42	2-18

BALTIMORE 38, HOUSTON 14 (7-1)
November 1 **Memorial Stadium**

Att: 60,020

THE SNYDER REPORT—Houston's impenetrable defense, which had allowed only two touchdowns by rushing in seven previous games, gave up five to the Colts on national television last night, and the Colts waltzed to a 38-14 victory before a sellout crowd of 60,020 at Memorial Stadium. . . . No one seeing the game in person or on television could downgrade the Colts' performance on this chilly night as Roosevelt Leaks and Don McCauley scored twice, each from close in, and substitute Ron Lee reeled off a 69-yard scoring jaunt in the last quarter. Toni Linhart added the other points with 5 extra points and a 25-yard field goal. Bert Jones, bothered for the last several days with a touch of the flu, and filled with antibiotics, made the Oiler defense look sick, using running back Lydell Mitchell as the tongue depressor to diagnose Houston's ailment. Mitchell gained 136 yards rushing in 28 carries and picked up 46 more yards as the top Colt receiver with seven catches. . . . As good as the Colt offense was, the Colt de-

Houston	0	0	0	14—14
Baltimore	7	14	3	14—38

- Balt—Leaks, 4 run (Linhart kick) (9:20, 1Q)
- Balt—McCauley, 1 run (Linhart kick) (5:11, 2Q)
- Balt—Leaks, 1 run (Linhart kick) (9:29, 2Q)
- Balt—Linhart 25 FG (8:19, 3Q)
- Balt—McCauley, 1 run (Linhart kick) (0:56, 4Q)
- Hou—Burrough, 53 pass from Pastorini (Butler kick) (4:53, 4Q)

- Hou—Dawkins, 2 run (Butler kick) (10:56, 4Q)
- Balt—R. Lee, 69 run (Linhart kick) (12:29, 4Q)

TEAM STATISTICS

	Hou	Balt
First downs	12	25
Rushes-yards	14-83	53-268
Passing yards	107	190
Total yards	190	458
Passing	31-11-1	30-19-0
Punting	7-35.6	5-36.6
Fumbles-lost	3-2	3-1
Penalties-yards	4-32	8-114

fense was better, smashing down quarterbacks Dan Pastorini and John Hadl six times attempting to pass and allowing only 54 total yards in the first half when the game was still undecided.

BALTIMORE 37, SAN DIEGO 21 (8-1)
November 7 San Diego Stadium Att: 42,827

THE KUCNER REPORT—Dan Fouts may be short on talent, but he isn't a fool. "He saved himself," Colt defensive end Fred Cook said of the San Diego quarterback. "He wasn't interested in standing back there looking for a receiver. He just wanted to dump the ball off to the nearest receiver. He was afraid of our rush." While the defensive line pressured Fouts into dumping the ball, the Colts dumped San Diego 37-21 Sunday, running their season record to 8-1. . . . Baltimore's Sack Pack ran its casualty count to 44 for the year by dropping Fouts and replacement Clint Longley five times. They completed 22 of 36 passes, but most of their completions were just as Cook described. Short stuff, to avoid the pass rush. . . . Bert Jones, meanwhile, wasn't having the same problem. He got good protection, not getting sacked a single time, but he nevertheless threw many of his passes into the short zones. Many of them didn't stay short, however. Lydell Mitchell caught eight passes for 125 yards, most of the mileage coming on runs after the catch. Jones, the league's leading passer, added to his totals by hitting 18 of 25 for 275 yards and three touchdowns, two to Roger Carr and one to Mitchell.

Baltimore . . .	7	14	7	9—37
San Diego . .	0	7	0	14—21

- Balt—Mitchell, 40 pass from Jones (Linhart kick) (11:48, 1Q)
- Balt—McCauley, 2 run (Linhart kick) (3:23, 2Q)
- SD—Woods, 5 run (Wersching kick) (7:03, 2Q)
- Balt—Carr, 16 pass from Jones (Linhart kick) (11:33, 2Q)
- Balt—Carr, 18 pass from Jones (Linhart kick) (4:09, 3Q)
- Balt—Linhart 39 FG (0:23, 4Q)
- Balt—Troup, 6 run (kick blocked)

- (8:05, 4Q)
- SD—Owens, 28 pass from Longley (Wersching kick) (10:46, 4Q)
- SD—McDonald, 10 pass from Longley (Fuller run) (12:13, 4Q)

TEAM STATISTICS

	Balt	SD
First downs	26	23
Rushes-yards	39-181	21-63
Passing yards	300	230
Total yards	481	293
Passing	21-19-1	36-22-0
Punting	0-0-0	5-40.8
Fumbles-lost	1-0	1-1
Penalties-yards	12-110	6-50

NEW ENGLAND 21, BALTIMORE 14 (8-2)
November 14 Memorial Stadium Att: 58,226

THE TANTON REPORT—Sure the Colts look bad, losing to New England, and, of course, that setback changes the picture regarding next month's NFL playoffs. But I think the many people who have asked me this week, with a note of panic in their voices, "What's wrong"? should be informed of at least one thing: The Colts themselves are unshaken. The players—and they are the ones who are going to have to play these four remaining games and the playoffs—are confident as ever that they still are an excellent team, and good enough to do the job in the playoffs. "Against New England, everybody was just a little off," says running back Don McCauley, who, as a six-year veteran is an old pro on this young team. "A lot of guys made

New England	7	14	0	0—21
Baltimore . . .	7	7	0	0—14

- Balt—Carr, 22 pass from Jones (Linhart kick) (6:09, 1Q)
- NE—Chandler, 2 pass from Grogan (Smith kick) (11:59, 1Q)
- NE—Grogan, 2 run (Smith kick) (4:42, 2Q)
- Balt—McCauley, 3 run (Linhart kick) (12:12, 2Q)

- NE—Grogan, 2 run (Smith kick) (14:37, 2Q)

TEAM STATISTICS

	NE	Balt
First downs	19	13
Rushes-yards	50-209	29-107
Passing yards	117	95
Total yards	326	202
Passing	17-12-0	25-10-2
Punting	5-36.4	6-40.7
Fumbles-lost	2-2	1-1
Penalties-yards	3-24	7-58

little mistakes they don't ordinarily make, like Timmy Baylor running into the man on that field goal. But in spite of all the mistakes, despite the off-day, against a pretty good club, we still only lost, 21-14."

BALTIMORE 17, MIAMI 16 (9-2)
November 22 Orange Bowl Att: 62,104

THE STEADMAN REPORT—Most of the game, Mike Barnes was out of his head. But he made the play that was "out of this world" for the Baltimore Colts and that's why they are still kicking their heels on top of the Eastern Division of the American Football Conference. . . . Quiet and reserved, he's more apt to be found in a museum rather than a saloon. The hand Barnes used to block an extra-point attempt by Garo Yepremian saved the game for the Colts and gave them a 17-16 story-book victory over the Miami Dolphins. Barnes doesn't remember much about what transpired in the first half of the Colts' pressurized encounter with the Dolphins because he got hit in the head and didn't know what was happening around him. At halftime, he suffered from hyper-ventilation, a condition that can lead to serious problems, and was administered to in the locker room by a team doctor and the trainers, Eddie Block and Mike O'Shea. The Colts were already out on the field playing the second half when Barnes decided the cob-webs had cleared and he was able to see the moon over Miami. That's when he returned to the game and relieved his replacement and roommate, Ron Fernandes, at left defensive tackle. It turned out that Barnes was in the right place at the vital moment. With 12 seconds left on the clock and the Dolphins bidding to tie the score and send the proceedings into overtime, Barnes blocked the conversion attempt with the heel pad of his right thumb. "I made one play all night," he said later. "That's the way it goes. I never blocked one like that before. It was a 'game killer'." . . . "The only thing that hurts me now is my hand where I blocked the ball."

Baltimore	7	7	0	3—17
Miami	0	10	0	6—16

- Balt—Mitchell, 6 run (Linhart kick) (6:44, 1Q)
- Mia—Yepremian 20 FG (11:02, 2Q)
- Balt—Chester, 25 pass from Jones (Linhart kick) (13:38, 2Q)
- Mia—Mandich, 20 pass from Griese (Yepremian kick) (14:18, 2Q)
- Balt—Linhart 27 FG (13:08, 4Q)
- Mia—Malone, 3 run (kick blocked) (14:48, 4Q)

TEAM STATISTICS

	Bal	Mia
First downs	20	16
Rushes-yards	44-163	26-87
Passing yards	177	251
Total yards	340	338
Passing	20-13-0	28-17-2
Punting	4-39.3	6-28.5
Fumbles-lost	2-2	0-0
Penalties-yards	6-36	9-75

BALTIMORE 33, N.Y. JETS 16 (10-2)
November 28 Memorial Stadium Att: 44,023

THE MAISEL REPORT—Toni Linhart has taken his share of the heat since he has been with the Colts, but the figures say the little guy has

N.Y. Jets	9	0	0	7—16
Baltimore	3	24	3	3—33

- Jets—Davis, 3 run (kick failed) (0:59, 1Q)
- Balt—Linhart 34 FG (5:58, 1Q)
- Jets—Leahy 26 FG (12:20, 1Q)
- Balt—McCauley, 5 pass from Jones (Linhart kick) (1:41, 2Q)
- Balt—Mitchell, 14 pass from Jones (Linhart kick) (2:35, 2Q)
- Balt—Linhart 34 FG (12:08, 2Q)
- Balt—Carr, 31 pass from Jones

- (Linhart kick) (13:47, 2Q)
- Balt—Linhart 41 FG (11:00, 3Q)
- Balt—Linhart 31 FG (0:46, 4Q)
- Jets—Knight, 44 pass from Todd (Leahy kick) (13:28, 4Q)

TEAM STATISTICS

	Jets	Bal
First downs	14	19
Rushes-yards	32-159	41-198
Passing yards	96	185
Total yards	255	387
Passing	23-9-1	35-23-4
Punting	6-33.8	3-40.1
Fumbles-lost	3-3	2-1
Penalties-yards	2-10	5-30

done a good job of place-kicking the last couple of years. And don't mess around with the man in the fog. That's game-ball day. Remember last December 14, in the next-to-last game of the season, when Linhart hit on the field goal which gave the Colts that 10-7 sudden-death victory over Miami in the dense fog at Memorial Stadium to clinch a playoff spot? Toni got his first game ball that day. His next one came yesterday, also in Memorial Stadium, also in the fog, mist and drizzle. What he did yesterday was hit on four of six attempts, missing from the 44 and 38, hitting two from 34, one from 41, another from 31, in the 33-16 victory over the Jets. And this one also assured the Colts of a spot in the playoffs. . . . The Colts gave away enough game balls yesterday to run Bob Irsay into the red. In addition to Linhart, they voted balls to Lydell Mitchell, Ed Simonini for his work on the special teams, which had their best day of the year, and Spencer Thomas, the free agent pickup who filled in capably in the second half when Ray Oldham had his "bell rung." All were deserving, but you could easily have thrown Bert Jones in there with them because you'll seldom see a quarterback throw better. He threw bullets, and put them on target, taking the short stuff under the zone when the Jets dropped into deep coverages, going long when it was there. In the second quarter he threw touchdown passes to Mitchell, Roger Carr and Don McCauley as the Colts put 24 points on the board and put things under control.

ST. LOUIS 24, BALTIMORE 17 (10-3)

December 4

Busch Memorial Stadium

Att: 48,282

THE KUCNER REPORT—The Colts lost the fumbles and St. Louis found them—as a result, Baltimore is still looking for a pennant-clincher. Three Colt fumbles led directly to Cardinal scores as St. Louis battled its way to a 24-17 victory Saturday in a battle of offensive powerhouses. The loss dropped the Colt record to 10-3 and left Baltimore in need of a victory to repeat as AFC Eastern Division champion. . . . It's amazing that the Colts were able to stay within seven points of St. Louis. Not only did the Cards get three "gift" scores by recovering Colt fumbles at the Baltimore 37, 41 and 35, but they also hogged the ball most of the game. St. Louis had possession for 41 minutes, Baltimore only 19. The Cards ran 73 plays; the Colts only 46. And yet, the Colts were in it all the way. Amazing. . . . The Cards rolled up 117 yards rushing on 51 carries, most of that by fullback Jim Otis, who had 107 yards on 29 attempts. Hart had only 13 completions, but he made them count for 206 yards, running the St. Louis total offense count to 375 yards. The Colts, meanwhile, were making sensational use of the meager 19 minutes they had the ball, rolling up 279 yards, most of it on passes. Bert Jones hit 13 of 23 for 241 yards, but the Colt ground attack added just 62 yards, 54 of them by Lydell Mitchell on 15 carries.

Baltimore	7	3	7	0—17
St. Louis	14	7	0	3—24

- St. L.—Cain, 5 pass from Hart (Bakken kick) (3:44, 1Q)
- Balt.—Mitchell, 1 run (Linhart kick) (6:49, 1Q)
- St. L.—Metcalf, 41 pass from Hart (Bakken kick) (14:23, 1Q)
- Balt.—Linhart 22 FG (0:44, 2Q)
- St. L.—Jones, 4 run (Bakken kick) (5:49, 2Q)

- Balt.—Chester, 30 pass from Jones (Linhart kick) (8:09, 3Q)
- St. L.—Bakken 22 FG (12:26, 4Q)

TEAM STATISTICS

	Balt	St. L.
First downs	12	20
Rushes-yards	20-62	51-177
Passing yards	27	198
Total yards	279	375
Passing	23-13-1	22-13-0
Punting	5-37.2	6-36.3
Fumbles-lost	4-4	2-1
Penalties-yards	4-20	4-29

BALTIMORE 58, BUFFALO 20 (11-3)

December 12

Memorial Stadium

Att: 50,451

THE SNYDER REPORT—The Colts shot down the hapless Buffalo Bills, 58-20, yesterday at Memorial Stadium behind Bert Jones, whose rifle arm helped produce a 28-point third period, and won their

second straight American Football Conference Eastern Division title and the right to be the host team in the divisional playoff next Sunday with the Pittsburgh Steelers. Despite the offensive and defensive scoring by the Colts, who finished 11-3 for the regular season, Baltimore will have to play much better defense against the Steelers than it displayed in the first half with the Bills, who concluded their disappointing season with a 2-12 record. If, as Colt coach Ted Marchibroda said, O. J. Simpson was the man to stop on the Buffalo offense, then the Colts failed in their assignment. The fleet back gained 171 yards, including 44 on a touchdown sprint, on 28 rushes to capture his fourth rushing title in five years. . . . Lydell Mitchell broke his own Colt rushing mark of 1,193, set last year. Although held to only 34 yards yesterday, Mitchell on the season wound up with 1,200.

Buffalo	3	3	7	7-20
Baltimore . .	7	13	28	10-58

Balt—Mitchell, 5 run (Linhart kick) (2:56, 1Q)
 Buff—Jakowenko 28 FG (13:19, 1Q)
 Balt—Linhart 24 FG (6:47, 2Q)
 Balt—Doughty, 7 pass from Jones (Linhart kick) (9:12, 2Q)
 Buff—Jakowenko FG 34 (13:49, 2Q)
 Balt—Linhart 22 FG (14:59, 2Q)
 Balt—Carr, 36 pass from Jones (Linhart kick) (2:32, 3Q)
 Balt—Chester, 26 pass from Jones (Linhart kick) (5:41, 3Q)
 Balt—Luce, 21 fumble return (Linhart kick) (7:18, 3Q)
 Buff—Simpson, 44 run (Jak-

owenko kick) (11:18, 3Q)
 Balt—Stevens, 3 run (Linhart kick) (14:15, 3Q)
 Balt—Leaks, 1 run (Linhart kick) (1:30, 4Q)
 Balt—Linhart 36 FG (3:21, 4Q)
 Buff—Chandler, 14 pass from Marangi (Jakowenko kick) (10:05, 4Q)

TEAM STATISTICS

	Buff	Balt
First downs	21	25
Rushes-yards	46-271	37-139
Passing yards	84	257
Total yards	355	396
Passing	24-11-1	23-15-2
Punting	4-39.3	2-45.0
Fumbles-lost	5-4	0-0
Penalties-yards	9-94	5-26

AFC DIVISIONAL PLAYOFFS

PITTSBURGH 40, BALTIMORE 14

December 19

Memorial Stadium

Att: 60,020

THE KUCNER REPORT—The Colts never expected what happened to them at Memorial Stadium Sunday. "We fully expected to be going out to Oakland next weekend to play for the AFC championship," said Stan White, part of the shell-shocked defensive platoon. "Last year everybody on the team had made tentative plans concerning what they'd do if we lost the first playoff game. I don't think anybody really believed we could win then. But this time, we not only thought we could win, we expected it. Nobody was prepared for what happened." What happened was that the Colts were humiliated, 40-14, by the Pittsburgh Steelers, who appear on their way to a third consecutive Super Bowl. "We found out we're not a Super Bowl team yet," said Ted Marchibroda. "We got beat by a better football team." What will it take for the Colts to become a Super Bowl team? "We need some more players,"

Pittsburgh . .	9	17	0	14-40
Baltimore . . .	7	0	0	7-14

Pitt—Lewis, 76 pass from Bradshaw (kick failed) (1:39, 1Q)
 Pitt—Gerela 45 FG (8:30, 1Q)
 Balt—Carr, 17 pass from Jones (Linhart kick) (14:43, 1Q)
 Pitt—Harrison, 1 run (Gerela kick) (1:57, 2Q)
 Pitt—Swann, 29 pass from Bradshaw (Gerela kick) (14:07, 2Q)
 Pitt—Gerela 25 FG (14:56, 2Q)
 Pitt—Swann, 11 pass from Brad-

shaw (Gerela kick) (0:50, 4Q)
 Balt—Leaks, 1 run (Linhart kick) (4:16, 4Q)
 Pitt—Harrison, 10 run (Mansfield kick) (7:23, 4Q)

TEAM STATISTICS

	Pitt	Balt
First downs	29	16
Rushes-yards	40-225	23-71
Passing yards	301	99
Total yards	526	170
Passing	24-19-0	25-11-2
Punting	1-33.0	4-40.5
Fumbles-lost	2-1	0-0
Penalties-yards	12-88	7-59

said Marchibroda. What had the head coach most upset was that his team was knocked on its heels so early. "We didn't give ourselves a chance to win," he said. "We were never in it. I thought the team was ready to play, but we couldn't get into our game-plan. We never did stop them, and right from the start, we were having to play catch-up. We never got to find out if our game-plan would work."

TOP PERFORMANCES OF 1976

Individual

Rushing attempts	33,	Lydell Mitchell vs. Miami
Rushing Yardage	136,	Lydell Mitchell vs. Houston
Most rushing touchdowns	2,	Leaks vs. Tampa Bay and Houston, McCauley vs. Miami and Houston
Passes attempted	32,	Bert Jones vs. N. Y. Jets
Passes completed	22,	Bert Jones vs. N.Y. Jets
Consecutive pass completions	12,	Bert Jones at San Diego
Passing yardage	301,	Bert Jones vs. Cincinnati
Touchdown passes	3,	Bert Jones vs. Cincinnati, at San Diego, vs. N.Y. Jets and vs. Buffalo
Pass receptions	12,	Lydell Mitchell vs. N.Y. Jets
Receiving yardage	210,	Roger Carr at N.Y. Jets
Touchdown receptions	3,	Roger Carr vs. Cincinnati
Longest rushing play	69t,	Ron Lee vs. Houston
Longest passing play	79t,	Roger Carr from Bert Jones at N.Y. Jets
Longest punt	56,	David Lee vs. Miami
Longest punt return	44,	Howard Stevens vs. N.Y. Jets
Longest kickoff return	83,	Howard Stevens at St. Louis
Most interceptions	3,	Jackie Wallace at New England
Longest interception return	41,	Jackie Wallace at New England
Longest fieldgoal	41,	Toni Linhart vs. N.Y. Jets
Longest fieldgoal attempt	45,	Toni Linhart vs. Cincinnati and Houston (missed both).

Team

First downs	31,	vs. Tampa Bay
First downs rushing	16,	vs. Houston
First downs passing	15,	at San Diego
First downs by penalty	5,	vs. Tampa Bay
Rushing attempts	53,	vs. Houston
Rushing yardage	268,	vs. Houston
Passing attempts	35,	vs. N.Y. Jets
Pass completions	23,	vs. N.Y. Jets
Passing yardage (gross)	301,	vs. Cincinnati
Total plays	86,	vs. Tampa Bay
Total net yards	481,	at San Diego
Best third down efficiency	10-12,	at San Diego
Most touchdowns rushing	5,	vs. Houston
Most touchdowns passing	3,	vs. Cincinnati, at San Diego, vs. N.Y. Jets and vs. Buffalo
Most penalty yardage	*124,	vs. Tampa Bay
Quarterback sacks	**8,	vs. Tampa Bay
Total defense	89,	vs. Tampa Bay
Rushing defense	63,	at San Diego
Passing defense (gross)	87,	vs. Tampa Bay
(net)	*13,	vs. Tampa Bay
Most interceptions	4,	at New England
*Club record		**Ties club record

1976 INDIVIDUAL GAME

RUSHING (Carries-Yards-TDs)

Opponents	Mitchell	Leaks	McCauley
New England	18-73-1	11-39	7-19
Cincinnati	27-106	9-9-1	3-7
Dallas	27-115	4-14-1	3-14-1
Tampa Bay	14-98	13-72	14-51-1
Miami	33-95	5-26	7-17-2
Buffalo	22-91-1	10-78	3-6-1
N.Y. Jets	22-82	12-28	6-15
Houston	28-136	6-18-2	5-15-2
San Diego	17-91	10-33	8-31-1
New England	16-52	8-18	2-7-1
Miami	20-80-1	17-63	—
N.Y. Jets	19-93	8-32	10-48
St. Louis	15-54-1	—	4-4
Buffalo	11-34-1	5-15-1	—
Totals	289-1200-5	118-445-7	69-227-9

PASSING

JONES

Opponent	Att.	Comp.	Yards	TD
New England	23	17	190	2
Cincinnati	29	14	301	3
Dallas	31	13	237	0
Tampa Bay	24	15	186	2
Miami	14	11	177	1
Buffalo	22	13	207	2
N.Y. Jets	27	16	297	2
Houston	28	19	197	0
San Diego	25	18	275	3
New England	25	10	139	1
Miami	20	13	234	1
N.Y. Jets	32	22	175	3
St. Louis	23	13	241	1
Buffalo	20	13	248	3
Totals	343	207	3104	24

RECEIVING (Catches-Yards-TDs)

Opponent	Mitchell	Carr	Doughty	McCauley
New England	6-72	1-10	4-50-2	4-30
Cincinnati	5-42	6-198-3	3-61	—
Dallas	—	3-82	2-32	5-86
Tampa Bay	5-41-1	2-54-1	1-7	5-52
Miami	2-27	—	3-38-1	1-6
Buffalo	2-13	1-33	6-96-1	1-3-1
N.Y. Jets	4-28	5-210-2	3-31	1-9
Houston	7-46	3-38	3-42	3-17
San Diego	8-125-1	3-43-2	2-61	3-41
New England	3-26	3-86-1	1-13	2-10
Miami	3-42	3-87	3-30	2-28
N.Y. Jets	12-64-1	4-73-1	1-12	5-36-1
St. Louis	—	5-84	4-81	2-29
Buffalo	3-29	4-114-1	4-74-1	—
Totals	60-555-3	43-1112-11	40-628-5	34-347-2

BY-GAME STATISTICS

R. Lee	Jones	Troup	Stevens	D. Lee
—	1-3	—	—	1-(12)
—	4-7	—	—	—
—	5-41-1	—	—	—
6-14	1-4	2-(1)	—	—
—	4-31-1	—	—	—
3-19	2-19	—	—	—
—	2-11	—	—	—
10-93-1	3-6	1-0	—	—
2-5	1-15	1-6-1	—	—
—	3-30	—	—	—
—	7-20	—	—	—
2-6	2-19	—	—	—
—	1-4	—	—	—
18-83	2-4	1-(6)	1-3	—
41-220-1	38-214-2	5-(1)-1	1-3	1-(12)

TROUP

Long	Int.	Att.	Comp.	Yards	TD	Long	Int.
25	0	—	—	—	—	—	—
68	3	—	—	—	—	—	—
49	0	—	—	—	—	—	—
48	0	9	4	59	0	32	0
48	0	—	—	—	—	—	—
39	0	—	—	—	—	—	—
79t	1	—	—	—	—	—	—
39	0	2	0	0	0	0	0
41	1	1	1	25	0	25	0
55	2	—	—	—	—	—	—
54	0	—	—	—	—	—	—
31	0	3	1	14	0	14	0
30	1	—	—	—	—	—	—
47	1	3	2	19	0	28	1
79t	9	18	8	117	0	32	1

Chester	Leaks	Scott	Kennedy	Thompson	R. Lee
1-18	1-10	—	—	—	—
—	—	—	—	—	—
1-23	1-5	1-9	—	—	—
2-22	—	2-26	1-32	1-11	—
5-106	—	—	—	—	—
3-62	—	—	—	—	—
2-12	1-7	—	—	—	—
2-47	1-7	—	—	—	—
2-32	1-(2)	—	—	—	—
—	1-4	—	—	—	—
2-47-1	—	—	—	—	—
—	1-4	—	—	—	—
2-47-1	—	—	—	—	—
2-51-1	1-8	—	—	—	—
24-467-3	8-43	3-35	1-32	1-11	1-(9)

COLT HISTORY

HISTORICAL HIGHLIGHTS OF PROFESSIONAL FOOTBALL IN BALTIMORE

- December 28, 1946**—Baltimore awarded bankrupt Miami Seahawks franchise of All-America Football Conference. Bob Rodenberg heads purchasing group and team renamed Colts via fan contest.
- February 10, 1947**—Cecil Isbell named head coach.
- September 7, 1947**—Colts win inaugural AAFC game, defeating Brooklyn Dodgers 16-7 before 27,418 fans at Baltimore Stadium.
- September 28, 1947**—New York Yankees defeat Colts 21-7 before record Baltimore crowd of 51,583. Colts place fourth in Eastern Division with 2-11-1 record, while drawing 199,661 fans.
- Spring, 1948**—Colts reorganize with over 200 stockholders. Jake Embry named president and Walt Driskill, general manager.
- December 12, 1948**—Buffalo Bills win playoff game for Eastern Division title in Baltimore 28-17 in game marked by near riot. Colts finish 7-8 under Isbell. Dick Barwegen named all-league guard and attendance totals 244,502.
- Spring, 1949**—Driskill succeeds Embry as president, while continuing as general manager.
- Fall, 1949**—Isbell fired after first four games and Driskill named coach. Team finishes seventh in Eastern Division with 1-11 record. Barwegen again named all-league.
- December 9, 1949**—National Football League and AAFC reach "peace agreement and Colts enter NFL for 1950 season.
- December 18, 1949**—Abraham Watner named Colts' president.
- Spring, 1950**—Clem Crowe named head coach.
- December 10, 1950**—Colts conclude 1-11 season with 15-14 defeat to Yanks at Yankee Stadium. Yanks will later become the Baltimore Colts.
- January 18, 1951**—Watner withdraws franchise and is paid \$50,000 for players by NFL.
- December 3, 1952**—Commissioner Bert Bell, addressing Advertising Club, issues challenge to Baltimore to sell 15,000 season tickets in six weeks to re-enter NFL.
- December 8, 1952**—Ticket drive officially begins with quota reached in four weeks, three days.
- January 11, 1953**—Carroll Rosenbloom, with 52 per cent control, heads ownership group including William F. Hilgenberg, Zanvyl Krieger, Thomas Mullan, Sr., and R. Bruce Livie.
- January 23, 1953**—Baltimore awarded Dallas Texan franchise. Don Kellelt named president and general manager and Keith Molesworth, head coach.
- March 25, 1953**—Baltimore and Cleveland put together one of the biggest deals in sports history, a trade which involved 15 players. The Colts acquired 10 ex-Browns in exchange for five Colts. Players acquired by the Colts were quarterback Harry Agganis, tackle Dick Batten, end Gern Nagler, halfback Bert Rechichar, guard Ed Sharkey, tackle Stu Sheetz, halfback Don Shula, end Art Spinney, halfback Carl Taseff and guard Elmer Willhoite. Going to the Browns were linebacker Tom Catlin, tackle Don Colo, guard Hershel Forrester, tackle Mike McCormick and halfback John Petibon.
- September 27, 1953**—Colts upset Chicago Bears 13-9 in NFL opener at Memorial Stadium before 23,715 fans.
- Spring, 1954**—Weeb Ewbank named head coach.
- February 4, 1957**—Carroll Rosenbloom named president.
- November 2, 1958**—Colts record club's first shutout, 56-0 over Green Bay Packers, to win sixth straight game and also set club record for largest margin of victory.

- November 16, 1958**—Colts defeat Chicago 17-0, marking first shutout for Bears in 149 games.
- November 30, 1958**—Colts clinch first Western Division title 35-27 over San Francisco before second straight record home sellout crowd of 57,557.
- December 28, 1958**—Colts defeat New York Giants 23-17 at Yankee Stadium in "sudden death" game for World Championship.
- December 12, 1959**—Colts score 24 fourth quarter points to rally from 10-point deficit and defeat Los Angeles 45-26 at the Coliseum for second Western Division championship.
- December 27, 1959**—Colts beat New York Giants 31-16 in Baltimore for second straight World Championship.
- December 11, 1960**—Touchdown passing streak by John Unitas snapped by Los Angeles at NFL record 47 games.
- January 8, 1963**—Don Shula relieves Weeb Ewbank as team's third head coach since 1953. Gino Marchetti and Bill Pellington later named first player-coaches.
- December 15, 1963**—John Unitas concludes season with eight team and one then-NFL record of 237 completions.
- January 20, 1964**—Carroll Rosenbloom purchases all remaining stock to gain full ownership.
- November 22, 1964**—Colts win club record 10th straight game, 24-7 over Rams in Los Angeles, to clinch third Western Conference title.
- December 13, 1964**—Raymond Berry catches 506th career pass against Washington and Lenny Moore scores 20th touchdown of season, both NFL records at the time.
- December 27, 1964**—Browns defeat Baltimore 27-0 in NFL title game in Cleveland.
- December 26, 1965**—Packers edge Colts 13-10 in "sudden death" playoff for Western Conference crown. Tom Matte quarterbacks club in absence of injured John Unitas and Gary Cuozzo.
- June 8, 1966**—NFL and American Football League announce merger for 1970.
- January 23, 1967**—Don Kellett retires and Joe Campanella succeeds as general manager.
- February 15, 1967**—Joe Campanella dies.
- March 17, 1967**—Publicity Director Harry Hulmes named general manager.
- November 5, 1967**—Colts score two late touchdowns to defeat world champion Packers 13-10 and snap five-game series losing string.
- December 17, 1967**—Unbeaten in 13 games (11-0-2), Colts drop final game of season in Los Angeles 34-10 to miss playoffs.
- August 3, 1968**—Art Donovan becomes first Colt to be inducted into Pro Football Hall of Fame.
- December 8, 1968**—Colts win Coastal Division title by virtue of Chicago's 17-16 win over Los Angeles. Colts defeated Green Bay 16-3 day before.
- December 22, 1968**—Colts defeat Minnesota 24-14 for Western Conference crown.
- December 29, 1968**—Colts shutout Cleveland 34-0 for NFL championship and first back-to-back titles since 1958-59.
- January 12, 1969**—New York Jets defeat Baltimore 16-7 in Super Bowl III at Orange Bowl.
- May 17, 1960**—Baltimore, Pittsburgh, and Cleveland join old AFL teams to form American Football Conference as NFL realigns.
- January 6, 1970**—Don Klosterman named general manager.
- April 3, 1970**—Don McCafferty succeeds Don Shula as head coach. Shula quit to become head coach of Miami Dolphins.
- September 20, 1970**—Baltimore wins first AFC game, 16-14 over San Diego, in realigned NFL.
- December 13, 1970**—Colts clinch Eastern Division championship with 20-14 win at Buffalo.
- December 26, 1970**—Colts win AFC Divisional Playoff game with Cincinnati Bengals, 17-0.
- January 3, 1971**—Colts defeat Oakland 27-17 to win AFC championship.
- January 17, 1971**—Colts win first AFC-NFC Super Bowl 16-13 over Dallas on Jim O'Brien's 32-yard field goal with five seconds to play at Orange Bowl.
- March 18, 1971**—Steve Rosenbloom named president and Carroll

Rosenbloom, chairman of the board.

- January 2, 1972**—Miami defeats Baltimore 21-0 in AFC title game at Orange Bowl. Colts qualified for playoffs as wild card team and defeated Cleveland 20-3 in AFC playoffs.
- July 26, 1972**—Robert Irsay acquires Colts from Carroll Rosenbloom in exchange for Los Angeles Rams. Joe Thomas named Vice President and General Manager.
- July 29, 1972**—Gino Marchetti inducted into Pro Football Hall of Fame, joining Art Donovan.
- October 16, 1972**—John Sandusky replaces Don McCafferty as head coach after fifth game of season.
- January 22, 1973**—John Unitas sold to San Diego.
- February 14, 1973**—Howard Schnellenberger named head coach.
- July 28, 1973**—Raymond Berry and Jim Parker inducted into Pro Football Hall of Fame.
- September 29, 1974**—Joe Thomas, Vice President and General Manager, replaces Howard Schnellenberger as head coach after three games.
- October 20, 1974**—Lydell Mitchell establishes NFL single game record of 40 carries (156 yards) in 35-20 win over New York Jets at Shea Stadium.
- December 15, 1974**—Bert Jones completes NFL record 17 consecutive passes and Lydell Mitchell wins league pass catching title with 72 receptions, record then for running backs.
- January 15, 1975**—Ted Marchibroda named head coach.
- August 2, 1975**—Lenny Moore inducted into Pro Football Hall of Fame.
- December 7, 1975**—Lydell Mitchell rushes 119 yards against New York Giants at Shea Stadium to become first Colt running back to rush for 10000 yards in a season.
- December 14, 1975**—Colts defeat Miami 10-7 on Toni Linhart's 31-yard field goal with 2:16 left to play in overtime.
- December 21, 1975**—Colts complete greatest turnaround season in NFL history with ninth straight win, defeating New England 34-21 at Memorial Stadium to finish 10-4 and win Eastern Division title.
- December 27, 1975**—Pittsburgh defeats Baltimore 28-10 in opening AFC playoff game at Three Rivers Stadium.
- August 31, 1976**—Marty Domres, quarterback for the Colts since 1972, traded to San Francisco.
- September 5, 1976**—Ted Marchibroda resigns as Head Coach of the Baltimore Colts after front office dispute with Robert Irsay and Joe Thomas.
- September 7, 1976**—Ted Marchibroda re-hired as Head Coach with full power and control.
- December 12, 1976**—Baltimore for the second consecutive year captured the AFC Eastern Division Championship after defeating Buffalo 58-20 in last home game of regular season.
- December 19, 1976**—Pittsburgh defeats Baltimore 40-14 in opening AFC playoff game at Memorial Stadium.
- January 20, 1977**—Robert Irsay fires Joe Thomas as General Manager of the Baltimore Colts.
- January 25, 1977**—Colts name Dick Szymanski, former Club director of Pro Personnel as General Manager; Ernie Accorsi, a former Colt PR Director, named to the post of Assistant General Manager.
- March 3, 1977**—Baltimore Colts Memorial Stadium lease approved.
- May 18, 1977**—Famed Colt quarterback John Unitas (1956-1972) rejoined Colt organization as Special Consultant.

EVOLUTION OF THE COLTS

Contrary to popular belief the Baltimore Colts have always been members of the National Football League.

In 1944, Ted Collins and singer Kate Smith established a National Football League team in Boston called the Yanks. After four seasons, the club was moved to the Polo Grounds in New York and renamed the Bulldogs.

The National Football League and the All-America Football Conference merged following the 1949 season, with the New York

Yankees of the AAFC dissolving. The Bulldogs moved into vacated Yankee Stadium and played there as the Yanks for the 1950 and 1951 seasons.

The Yanks moved to Dallas for the 1952 season and were called the Texans. Finally, in 1953, the franchise was awarded to Baltimore and the Texans became the Baltimore Colts.

The original Baltimore Colts of the AAFC (1947-49) and the NFL (1950) evolved from the Miami Sea Hawks. The Miami franchise of the AAFC was transferred to Baltimore in 1947. In 1950, after being accepted into the NFL in the merger, the franchise was dissolved and Baltimore was without professional football until the Texans moved to town in 1953.

The 1947-50 Baltimore Colts wore green and silver uniforms, which were the inherited colors of the Miami Sea Hawks. Beginning in 1953, the Colts' colors were blue and white, the same colors which were worn by the Bulldogs, Yanks and Texans. While in Boston, the forerunners of the Colts wore green and yellow.

THE FAMILY TREE

Franchise Years	Club Name	Home Field
1944-48	Boston Yanks (founded by Kate Smith and Ted Collins)	Fenway Park
1949	New York Bulldogs	Polo Grounds
1950-51	New York Yanks	Yankee Stadium
1952	Dallas Texans	Cotton Bowl
1953-present	Baltimore Colts	Memorial Stadium

HOW THE COLTS WERE BUILT

Year	Draft (Round)	Trade (From)	Free Agent/ Waivers
1976	Tim Baylor (10) Mike Kirkland (5b) Ron Lee (3b) Ken Novak (1) Sanders Shiver (5a) Ed Simonini (3a) Ricky Thompson (8)	Bill Troup (Phila.)	Ron Fernandes Bryant Salter (Sea.)
1975	Ken Huff (1) Roosevelt Leaks (5) Derrell Luce (7b) Marshall Johnson (4)	Forrest Blue (S.F.) Jim Cheyunki (Buff.) George Kunz (Atl.) Howard Stevens (N.O.)	Jimmie Kennedy Lloyd Mumphord (Mia.) Jackie Wallace (Minn.)
1974	Roger Carr (1a) Fred Cook (2) Dan Dickel (7a) Randy Hall (13) Robert Pratt (3a) Freddie Scott (7b) Bob Van Duyne (10) Doug Nettles (5)	Tom MacLeod (G.B.)	Toni Linhart John Dutton (1)
1973	Mike Barnes (2) Joe Ehrmann (1a) Bert Jones (1) Ray Oldham (8) David Taylor (5)	Raymond Chester (Oak.) Elmer Collett (S.F.)	
1972	Glenn Doughty (2a) Bruce Laird (6) Lydell Mitchell (2b) Stan White (17)		Nelson Munsey
1971	Don McCauley (1)		Ken Mendenhall (Hou.)
1966		David Lee (Cleve.)	

THE COLT DRAFT STORY

COLT FIRST ROUND DRAFT CHOICES

- | | |
|---|--|
| <p>1953—Billy Vessels, HB, Oklahoma
 1954—Cotton Davidson, QB, Baylor
 1955—George Shaw, QB, Oregon (bonus)
 Alan Ameche, FB, Wisconsin
 1956—Lenny Moore, HB, Penn State
 1957—Jim Parker, T, Ohio State
 1958—Lenny Lyles, HB, Louisville
 1959—Jackie Burkett, C-LB, Auburn
 1960—Ron Mix, T, Southern Cal
 1961—Tom Matte, HB, Ohio State
 1962—Wendell Harris, HB, LSU
 1963—Bob Vogel, T, Ohio State
 1964—Marv Woodson, HB, Indiana
 1965—Mike Curtis, FB-LB, Duke
 1966—Sam Ball, T, Kentucky</p> | <p>1967—Bubba Smith, T, Michigan State
 Jim Detwilder, RB, Michigan
 1968—John Williams, G, Minnesota
 1969—Eddie Hinton, FI, Oklahoma
 1970—Norm Bulaich, RB, TCU
 1971—Don McCauley, RB, North Carolina
 Leonard Dunlap, DB, N. Texas St.
 1972—Tom Drougas, T, Oregon
 1973—Bert Jones, QB, LSU
 1974—John Dutton, DE, Nebraska
 Roger Carr, WR, Louisiana Tech
 1975—Ken Huff, G, North Carolina
 1976—Ken Novak, DT, Purdue
 1977—Randy Burke, WR, Kentucky</p> |
|---|--|

1953

1—Billy Vessels, HB, Oklahoma; 2—Bernie Flowers, E, Purdue; 3—Buck McPhail, FB, Oklahoma; 4—Tom Catlin, C, Oklahoma; 5—Jack Little, T, Texas A&M; 6—Jim Sears, HB, USC; 7—Bill Athey, G, Baylor; 8—Jim Prewett, T, Tulsa; 9—Bob Blair, TE, TCU; 10—John Cole, HB, Arkansas; 11—Gene Rossi, HB, Cincinnati; 12—Kaye Vaughn, G, Tulsa; 13—Bobby Moorhead, HB, Georgia Tech; 14—Frank Continetti, G, George Washington; 15—Buddy Sutton, HB, Arkansas; 16—Jim Currin, E, Dayton; 17—George Rambour, T, Dartmouth; 18—LeRoy Labat, HB, LSU; 19—Bill Powell, HB, California; 20—Pete Russo, T, Indiana; 21—Frank Kirby, T, Bucknell; 22—Merlin Gish, C, Kansas; 23—Mike Housepian, G, Tulane; 24—Monte Brethauer, E, Oregon; 25—Joe Szombathy, E, Syracuse; 26—Scott Prescott, C, Minnesota; 27—Ray Graves, HB, Texas A&M; 28—Joe Sabol, HB, UCLA; 29—Jack Alessandrini, G, Notre Dame; 30—Tom Roche, T, Northwestern; 31—Gern Nagler, E, Boston College; 32—Richard Batten, T, Col of Pacific; 33—Elmer Willhoite, G, USC.

1954

1—Cotton Davidson, QB, Baylor; 2—Larry Grigg, B, Oklahoma U.; 4—Thomas Allman, B, W. Virginia; 5—Don Ellis, B, Texas A&M; 7—Glenn Turner, B, Georgia Tech; 8—Dennis McCotter, G, Detroit U.; 9—Robert Adams, G, Shippensburg St. Tchrs.; 10—Robert Schoonmaker, B, Missouri; 11—Robert Leberman, B, Syracuse; 12—Donald Chelf, T, Iowa; 13—David McMillan, B, John Carroll; 14—Ordell Braase, T, S. Dakota State; 15—Joseph D'Agostino, G, Florida U.; 16—Alex Sandusky, C, Clarion St. Tchrs.; 17—Thomas Adkins, C, Kentucky; 18—Richard Shinault, B, Texas Western; 19—Charles Wenzlau, C, Miami (Ohio); 20—Raymond Berry, E, S.M.U.; 21—Robert Lade, G, Nebraska St. Tchrs.; 22—Robert Meyer, T, Ohio State; 23—Leon Hardeman, B, Georgia Tech; 24—Donald Kerlin, B, Concordia; 25—Pepper Rodgers, B, Georgia Tech; 26—Jesus Esparza, T, New Mexico A&M; 27—William Sennett, C, Georgia Tech; 28—Raymond Ecstrom, C, Westminster; 29—Claude Taliaferro, B, Illinois; 30—Patrick Abruzzi, B, Rhode Island.

1955

Bonus Pick—George Shaw, QB, Oregon; 1—Alan Ameche, B, Wisconsin; 2—Richard Szymanski, C, Notre Dame; 3—L. G. Dupre, B, Baylor; 5—George Preas, G, V.P.I.; 6—Leo Lewis, B, Lincoln University (Missouri); 7—Frank McDonald, C, Miami (Florida); 8—Dale Meinert, G, Oklahoma A&M; 9—Walter Bryan, B, Texas Tech; 11—Emil Radik, B, Omaha; 12—Dick Cherovich, T, Miami (Ohio); 13—Pat Abbruzzi, B, Rhode Island; 14—John Lee, B, Georgia Tech; 15—Gerald Peterson, T, Texas; 16—Dick Laswell, T, T.C.U.; 17—Wesley Clark, T, Mississippi Southern; 18—Charles Shepherd, B, North Texas State; 19—James Cobb, T, Abilene Christian; 20—Charles Cianciola, C, Lawrence College; 21—Nick Manych, C, Michigan State Normal; 22—Jerry Welch, B, South Dakota State; 23—Dick McNamara, B, Minnesota; 24—Alex Esquivel, B, Mexico City College (Mexico); 25—Richard Grann, T, Rhode Island; 26—Marion Minker, T, Bucknell; 27—James Locke, T, V.P.I.; 28—Robert Myers, T, Ohio State; 29—Bill Waters, T, Austin College; Draft Choices acquired through

trades—William Evans, G, Miami (Ohio) (Traded by New York); Jack Patera, G, Oregon (Traded by New York).

1956

1—Lenny Moore, HB, Penn State; 2—Dick Donlin, E, Hamline; 3—Bob Pascal, HB, Duke; 4—B. C. Inabinet, T, Clemson; 5—Herb Gray, E, Texas; 6—Dan Schmidt, HB, Texas Tech; 7—Bill Waters, T, Austin; 8—Bill Koman, G, North Carolina; 9—John Lewis, E, Michigan State; 10—Gene Scott, HB, Centre; 11—Dennis Shaw, E, N. Texas State; 12—Steve Myhra, G, North Dakota; 13—Jack Hill, HB, Utah State; 14—Ted Schwanger, HB, Tennessee Poly; 15—John Polzer, LB, Virginia; 16—Gene Hendrix, HB, Drake; 17—Bill Dannenhauer, E, Emporia; 18—Earl Looman, G, Stetson; 19—Bob Fyvie, T, Lafayette; 20—Bob Hill, FB, Jackson; 21—Jim Harness, HB, Mississippi State; 22—Pat Del Vicaro, G, Mississippi Southern; 23—Al Stephenson, T, Idaho State; 24—Bobby Fox, HB, E, Texas State; 25—Bradley Mills, HB, Kentucky; 26—Jim Lohr, G, S. E. Missouri; 27—Herb Hartwell, HB, Virginia; 28—John Shearer, QB, Shepherd; 29—Jim Rusher, E, Kansas State; 30—Terry Sweeney, HB, Middle Tenn. State.

1957

1—Jim Parker, T, Ohio State; 2—Don Shinnick, LB, UCLA; 3—Luke Owens, T, Kent State; 4—Jackie Simpson, HB, Florida; 5—Ron Underwood, HB, Arkansas; 6—Billy Pricer, FB, Oklahoma; 7—Reuben Saage, HB, Baylor; 8—Jack Harmon, HB, East Oregon State; 9—Robert White, T, Otterbein; 10—Joe Grisham, E, Austin Peay; 11—Andy Nelson, QB, Memphis State; 12—Don Simon, T, Tennessee Poly; 13—John Call, HB, Colgate; 14—Joe Guido, HB, Youngstown; 15—Hall Whitley, C, Texas A. & I.; 16—Joe Cannavino, HB, Ohio State (In trade for fullback Charles Shepard); 17—Ed Preelock, T, Kansas; 18—Dan Wisniewski, G, Pittsburgh; 19—Jim Villa, HB, Allegheny; 20—Charles Frochle, T, St. John's of Minn.; 21—Walt Livingstone, HB, Heidelberg; 22—Owen Mulholland, HB, Houston; 23—Chet Van Atta, LB, Kansas; 24—Connie Baird, E, Hardin-Simmons; 25—Harwood Hoeft, E, South Dakota State; 26—Harlon Geach, T, College of Idaho; 27—Joe Unitas, T, Louisville; 28—Len DeMalon, LB, St. Vincent's of Pennsylvania; 29—Walt Schneiter, T, Colorado; 30—Bob Rasmussen, G, Minnesota; 31—Bob Bailey, E, Thiel.

1958

1—Leonard Lyles, HB, Louisville; 2—Bob Stransky, HB, Colorado; 3—Joe Nicely, G, West Virginia; 4—Les Walters, E, Penn State; 5—Raymond Brown, QB-HB, Mississippi; 6—Bob Taylor, E, Vanderbilt; 7—John Sample, HB, Maryland State (In trade from Pittsburgh); 8—John Diehl, T, Virginia; 9—Floyd Peters, G, San Francisco State; 10—Harold Bullard, FB, Lenoir Rhyne; 11—Ray Schamber, HB, South Dakota; 12—Bobby Jordon, HB, V. M. I.; 13—Tommy Addison, T, South Carolina; 14—Jerry Richardson, E, Wofford; 15—Ken Hall, HB-FB, Texas A. & M.; 16—Les Carney, HB, Ohio; 17—Arch Matsos, G-LB, Michigan State; 18—James Reese, QB, Minnesota; 19—Dale Lloyd, C, Georgia; 20—Tim Murnen, G, Bowling Green; 21—Tom Forrestal, QB, Navy; 22—Jim Faulk, HB, Texas Christian; 23—Bob McKee, E, Monmouth; 24—Phil Parslow, HB, UCLA; 25—Bobby Sandlin, HB, Tennessee; 26—Jim Roundtree, HB, Florida; 27—Bob Grimes, G, Central Michigan; 28—George Dintiman, HB, Lock Haven Teachers; 29—Jim Murphy, T, East Tennessee State Teachers; 30—Doug Padgett, E, Duke; 31—Gary Lund, G, Utah State.

1959

1—Jackie Burkett, C, LB, Auburn; 2—Dave Sherer, E, S.M.U.; 3—Traded to Detroit for Ray Krouse; 4—Zeke Smith, G, LB, Auburn; 5—Hanson Churchwell, G, LB, Mississippi; 6—Palmer Pyle, T, Michigan State; 7—Harold Lewis, HB, Houston; 8—Tom Coffey, HB, West Texas State; 9—Tom Brown, G, Minnesota; 10—Don Stewart, E, S.M.U.; 11—Tom Stephens, HB, Syracuse; 12—Richard Wood, QB, Auburn; 13—Rudy Smith, G-T, Mississippi; 14—Ferdie Burket, HB, Southeastern Oklahoma; 15—Ted Foret, T, Auburn; 16—Morris Keller, T, Clemson; 17—Leroy Bergen, T, South Dakota State; 18—Opie Bandy, E-LB, Tulsa; 19—Milton Crain, C-LB, Mississippi; 20—Paul Balonick, C-LB, North Carolina State; 21—John Hernstein, FB, Michigan; 22—Lonny Leatherman, T, T.C.U.; 23—Bob Davis, HB, Houston; 24—Bob Nonogratz, G-LB, Army; 25—Ed Kieffer, HB, Syracuse; 26—Rene Lorio, HB, Mississippi Southern; 27—Thurman Terry, T, Rice University; 28—Fred Long, FB, Iowa; 29—Perry McGriff, E, Florida; 30—Blair Weese, FB, West Virginia Tech.

1960

1—Ron Mix, T, U.S.C.; 2—Don Floyd, T, T.C.U.; 2—Marvin Terrell, G, Mississippi (selection obtained in trade with New York for George Shaw); 3—Jim

Welch, HB, S.M.U.; 4—Geerhard Schwedes, HB, Syracuse; 5—Marvin Laster, HB, T.C.U.; 6—Al Bansavage, G, U.S.C.; 7—Harry Beabout, T, Purdue; 8—Jim Colvin, T, Houston; 9—Bob Hall, T, Kent State; 9A—Don Perkins, HB, New Mexico (selection obtained in trade with Philadelphia for Jimmy Carr); 10—Ernest Barnes, C, North Carolina College; 10A—Bobby Boyd, QB, Oklahoma (selection obtained in trade with Washington for Hanson Churchwell); 11—Bob Wehking, C, Florida; 12—Bill Bucek, HB, Rice; 13—Jim Nemeth, C, South Carolina; 14—Dale Johannson, T, Augustana College; 15—Larry Grantham, E, Mississippi; 16—George Boynton, HB, East Texas State; 17—Jim Beaver, T, Florida; 18—Dan Sheeham, T, Chattanooga; 19—Bill Carpenter, E, Army; 20—Bob Hogue, T, Shepherd.

1961

1—Tom Matte, HB, Ohio State; 2—Tom Gilburg, T, Syracuse; 3—Jerry Hill, HB, Wyoming; 4—Ken Gregory, E, Whittier; 5—Ron Osborne, T, Clemson; 5A—Ed Dyas, FB, Auburn; 6—Don Kern, HB, V.M.I.; 7—Ike Grimsley, HB, Michigan State; 8—Paul Terhes, QB, Bucknell; 9—Pete Nicklas, T, Baylor; 10—Bob Clemens, HB, Pitt; 11—Ralph White, T, Bowling Green; 12—Dick Reynolds, T, North Carolina State; 13—Dallas Garber, FB, Marietta; 14—Bob Hunt, T, S.M.U.; 15—E. A. Sims, E, New Mexico State; 16—Tom Weisner, Wisconsin; 17—Steve Jastrzembki, E, Pitt; 18—Wilson Allison, T, Baylor; 19—Joe Novsek, T, Tulsa; 20—Al Kimbrough, HB, Northwestern.

1962

1—Wendell Harris, HB, Louisiana State; 2—Bill Saul, LB, Penn State; 3—Dan Sullivan, T, Boston College; 4—Jim Dillard, HB, Oklahoma State; 5—Jerry Croft, G, Bowling Green; 6—traded to Green Bay; 7—Fred Miller, T, Louisiana State (future); 8—Pete Brokaw, HB, Syracuse; 9—Roy Walker, FB, Purdue; 9A—Walt Rappold, QB, Duke; 10—Fred Moore, T, Memphis State; 11—Scott Tyler, HB, Miami, Ohio; 12—Bake Turner, HB, Texas Tech; 13—Charles Holmes, FB, Maryland State; 14—Stinson Jones, HB, V.M.I.; 15—Joe Monte, G, Furman; 16—Ray Abruzzese, HB, Alabama; 17—Bill Knocke, HB, Fresno State; 18—Mel Rideout, QB, Richmond; 19—Fred Gillett, HB, Los Angeles State; 20—Herm McKee, HB, Washington State.

1963

1—Bob Vogel, T, Ohio State; 2—John Mackey, E-HB, Syracuse; 2A—Butch Wilson, FB, Alabama; 3—Traded to St. Louis; 4—Jerry Logan, HB, West Texas State; 4A—Harlow Fullwood, T, Virginia Union; 5—Bill Ventura, E, Richmond; 6—Jerry Cook, HB, Texas; 7—Willie Richardson, E, Jackson State; 8—Dave Hayes, FB, Penn State; 9—Don Trull, QB, Baylor; 10—Bill Siekierski, G, Missouri; 11—Winston Hill, T, Texas Southern; 12—Butch Maples, C, Baylor; 13—Paul Watters, T, Miami, Ohio; 14—Neil Petties, E, San Diego State; 15—Leon Mavity, HB, Colorado; 16—Dick Quast, E, Memphis State; 17—Kern Carson, HB, San Diego State; 18—Luther Woodruff, T, North Carolina A & T; 19—Steve Berzansky, FB, West Virginia; 20—D. L. Hurd, E, San Francisco State.

1964

1—Marv Woodson, HB, Indiana; 2—Tony Lorick, HB, Arizona State; 3—Traded to Green Bay; 4—Ted Davis, LB, Georgia Tech; 5—Ed Lothamer, T, Michigan State; 6—Jim Mazurek, T, Syracuse; 7—Ken Sugarman, T, Whitworth; 8—John Williamson, LB, Louisiana Tech; 9—Vince Turner, HB, Missouri; 10—Traded to Detroit; 11—John Paglio, T, Syracuse; 12—Ken Graham, HB, Washington State; 13—Charlie Parker, T, Southern Mississippi; 14—John Case, E, Clemson; 15—Larry Kramer, T, Nebraska; 16—Roger Lopes, FB, Michigan State; 17—Don Green, HB, Susquehanna; 18—Alvin Haymond, HB, Southern U; 19—Owen Dejanovich, T, Arizona State (Flagstaff); 20—John Butler, FB, San Diego State.

1965

1—Mike Curtis, FB-LB, Duke; 2—Ralph Neely, T, Oklahoma; 3—Traded to San Francisco; 3A—Glenn Ressler, G, Penn State (from Vikings); 4—Dave Johnson, HB, San Jose State; 4A—Martin Schottenheimer, LB, Pitt (from Redskins); 5—John McGuire, E, Syracuse; 6—Al Atkinson, T, Villanova; 6A—Bob Felts, HB, Florida A&M (from Giants); 7—John Kolocek, T, Corpus Christi; 8—Roosevelt Davis, T, Tennessee A&I; 9—Tom Bleick, HB, Georgia Tech; 10—George Harold, HB, Allen U; 11—Lamar Richardson, E, Fisk U; 12—Ted Radosovich, G, Cincinnati; 13—Bruce Airheart, HB, North Dakota State; 14—Jerry Fishman, LB, Maryland; 15—Roy Hilton, E, Jackson State; 16—Steve Tensi, QB, Florida State; 17—Rick Reichardt, E, Wisconsin; 18—

Charley King, HB, Purdue; 19—Barry Brown, E-LB, Florida; 20—George Haffner, QB, McNeese State; Raymond Johnson, C, Prairie View (from Washington).

1966

1—Sam Ball, T, Kentucky; 2—Butch Allison, G, Missouri; 3—Rick Kestner, E, Kentucky; 4—Rod Sherman, FL, Southern California (from Cowboys); 4A—Hoyle Granger, FB, Mississippi State; 5—Traded to Cowboys; 6—Stas Moliszewski, LB, Princeton; 7—Dave Ellis, T, North Carolina State (from 49ers); 7A—Ray Perkins, FL, Alabama; 8—Gerald Allen, HB, Omaha (from Vikings); 8A—Jack White, QB, Penn State; 9—Gerald Gross, HB, Auburn; 10—Claude Brownlee, DE, Benedict; 11—Eric Crabtree, HB, Pittsburgh; 12—Jim Carter, G, Tennessee A&I; 13—Bob Hadrick, E, Purdue; 14—Jim Ward, QB, Gettysburg; 15—Lee Garner, LB, Mississippi; 16—Rod Steward, E, Duke; 17—Randy Matson, T, Texas A&M (found ineligible for drafting); 18—Ed Toner, T, Massachusetts; 19—Ken Duke, FB, Morgan State; 20—Tom Carr, T, Morgan State.

1967

1—Bubba Smith, DE, Michigan State (from Saints); 1A—Jim Detwiler, HB, Michigan; 2—Rick Volk, DB, Michigan; 3—Norman Davis, G, Grambling (from Saints); 3A—Leon Ward, LB, Oklahoma State; 4—Charles Stukes, DB, Maryland State; 5—Ron Porter, LB, Idaho (from Falcons); 6—Terry Southall, QB, Baylor; 7—Bo Rein, FL, Ohio State; 8—Lee Anderson, DT, Bishop (from Cardinals); 8A—Cornelius Johnson, T, Virginia Union; 9—Ron Kirkland, HB, Nebraska; 10—Leigh Gilbert, FB, Northern Illinois; 11—Herman Reid, T, St. Augustine's; 12—Preston Pearson, DB, Illinois (from Steelers); 12A—J.B. Christian, G, Oklahoma State; 13—Marc Allen, DT, West Texas State; 14—Pat Conley, LB, Purdue; 15—Bob Wade, DB, Morgan State; 16—Don Alley, FL, Adams State; 17—Traded to Saints.

1968

1—John Williams, T, Minnesota; 2—Bob Grant, LB, Wake Forest; 3—Rich O'Hara, E, Northern Arizona; 4—James Duncan, DB, Maryland State; 5—Paul Elzey, LB, Toledo; 6—Traded to Atlanta; 7—Anthony Andrews, HB, Hampton Institute; 8—Tommy Davis, DT, Tennessee A&I; 9—Terry Cole, FB, Indiana; 10—Ocie Austin, DB, Utah State; 10A—Ed Tomlin, FB, Hampton Institute; 11—Bill Pickens, G, Houston; 12—James Jackson, DT, Jackson State; 13—Howie Tennebar, G, Kent State; 14—Charles Mitchell, TE, Alabama State; 15—Jeff Beaver, QB, North Carolina; 16—Walt Blackledge, FL, San Jose State; 17—Ray Pederson, G, State College of Iowa.

1969

1—Ed Hinton, FL, Oklahoma; 2—Ted Hendricks, LB, Miami; 2A—Tom Maxwell, DB, Texas A&M; 3—Dennis Nelson, T, Illinois State; 4—Jackie Stewart, FB, Texas Tech; 5—King Dunlap, DT, Tenn. A&I; 6—Bill Fortier, G, Louisiana State; 7—Gary Fleming, LB, Stanford; 7A—Roland Moss, RB, Toledo; 8—Sam Havrilak, DB, Bucknell; 9—George Wright, DT, Sam Houston; 9A—Larry Good, QB, Georgia Tech; 10—Marion Griffin, TE, Purdue; 11—Ken Delaney, T, Akron; 12—Butch Riley, LB, Texas A&I; 13—Carl Mauck, LB, So. Ill.; 14—Dave Bartelt, LB, Colorado; 15—George Thompson, DB, Marquette; 16—Jim McMilian, FL, The Citadel; 17—Joe Cowan, FL, Johns Hopkins.

1970

1—Norm Bulaich, RB, TCU; 2—Jim Bailey, DT, Kansas; 3—Jim O'Brien, K-WR Cincinnati; 3A—Ara Person, TE, Morgan State; 4—Steve Smear, DT, Penn State; 5—Billy Newsome, DE, Grambling; 6—Ron Gardin, FL, Arizona; 7—Gordon Slade, QB, Davidson; 8—Bob Bouley, T, Boston College; 9—Barney Harris, CB, Texas A&M; 10—Dick Palmer, LB, Kentucky; 11—George Edwards, RB, Fairmont St. (W. Va.); 12—Don Burrell, FL, Angelo St.; 13—Dave Polak, LB, Bowling Green; 14—Tom Curtis, S, Michigan; 15—Phillip Gary, DE, Kentucky State; 16—Jack Maitland, RB, Williams; 17—Alvin Pearson, RB, Colgate.

1971

1—Don McCauley, RB, North Carolina (awarded from Miami); 1A—Leonard Dunlap, DB, North Texas State; 2—Bill Atessis, DT, Texas; 3—Karl Douglas, QB, Texas A&I; 4—Traded to Pittsburgh; 5—John Andrews, TE, Indiana; 6—Ken Frith, DT, Northeast Louisiana; 7—Gordon Bowdell, WR, Michigan State; 8—Willie Bogan, DB, Dartmouth; 9—Bill Burnett, RB, Arkansas; 10—Rex Kern, QB, Ohio State; 11—Dave Jones, LB, Baylor; 12—Bob Wuensch, T, Texas (from Pittsburgh); 12A—Bill Triplett, WR, Michigan State; 13—Tom Neville, LB, Yale; 14—Mike Mikolayunas, RB, Davidson; 15—Mike

Hogan, LB, Michigan State; 16—Rich Harrington, DB, Houston; 17—Don Nottingham, RB, Kent State.

1972

1—Tom Drougas, T, Oregon; 2—Jack Mildren, S, Oklahoma (from Oakland); 2A—Glenn Doughty, WR, Michigan (from Washington); 2B—Lydell Mitchell, RB, Penn State; 4—Eric Allen, WR, Michigan State; 5—Don Croft, DT, Texas El Paso; 6—Bruce Laird, S, American International; 7—John Sykes, RB, Morgan State; 8—Al Qualls, LB, Oklahoma (from San Diego); 8A—Van Brownson, QB, Nebraska; 9—Gary Hambell, DT, Dayton; 10—Dave Schilling, RB, Oregon State; 11—Fred DeBernardi, DE, Texas El Paso; 12—Gary Theiler, TE, Tennessee; 13—Herb Washington, WR, Michigan State; 14—John Morris, C, Missouri Valley; 15—Robin Parkhouse, LB, Alabama; 16—Gary Wichard, QB, C.W. Post; 17—Stan White, LB, Ohio State.

1973

1—Bert Jones, QB, LSU (from New Orleans); 1A—Joe Ehrmann, DT, Syracuse; 2—Mike Barnes, DE, Miami; 3—Bill Olds, RB, Nebraska (from Denver through Houston); 3A—Jamie Rotella, LB, Tennessee; 4—Gery Palmer, T, Kansas (from Chicago through Philadelphia); 4A—Ollie Smith, WR, Tennessee State (from San Diego); 5—David Taylor, G, Catawba; 8—Ray Oldham, DB, Middle Tennessee (from San Diego); 8A—Bill Windauer, G, Iowa; 11—Dan Neal, C, Kentucky; 12—Bernard Thomas, DE, Western Michigan; 13—Tom Pierantozzi, QB, West Chester; 14—Ed Williams, RB, West Virginia; 15—Jackie Brown, DB, South Carolina; 16—Marty Januszkiewicz, RB, Syracuse; 17—Guy Falkenhagen, T, Northern Michigan.

1974

1—John Dutton, DE, Nebraska; 1A—Roger Carr, WR, Louisiana Tech (from Los Angeles); 2—Fred Cook, DE, Southern Mississippi; 2A—Ed Shuttlesworth, RB, Michigan (from Philadelphia); 3—Glenn Robinson, LB, Oklahoma State; 3A—Robert Pratt, G, North Carolina (from Denver); 4—Tony Bell, S, Bowling Green; 5—Doug Nettles, CB, Vanderbilt (from Minnesota); 6—Danny Rhodes, LB, Arkansas (from New England); 7—Noah Jackson, G, Tampa; 7A—Dan Dickel, LB, Iowa (from Denver); 7B—Freddie Scott, WR, Amherst (from Buffalo); 8—Greg Latta, TE, Morgan State; 8A—Paul Miles, RB, Bowling Green (from Denver); 10—Bob Van Duyne, G, Idaho; 10A—Glenn Ellis, DT, Elon (from Los Angeles); 11—Tim Rudnick, DB, Notre Dame; 12—Dave Simonson, T, Minnesota; 12A—Bob Bobrowski, QB, Purdue (from Washington); 13—Randy Hall, S, Idaho; 14—Ed Collins, WR, Rice; 15—Pat Kelly, LB, Richmond; 16—Dave Margavage, T, Kentucky; 17—Tim Berra, WR, Massachusetts; 17A—Buzzy Lewis, DB, Florida State (from Washington).

1975

1—Ken Huff, G, North Carolina (from Atlanta); 3—Mike Washington, DB, Alabama; 3A—Dave Pear, DT, Washington (from Chicago); 4—Marshall Johnson, RB, Houston; 4A—Paul Linford, DT, Brigham Young (from N.Y. Jets); 5—Roosevelt Leaks, FB, Texas; 6—Don Westbrook, WR, Nebraska (from N.Y. Giants); 7—Kim Jones, FB, Colorado State; 7A—Steve Joachim, QB, Temple (from Chicago); 7B—Derrel Luce, LB, Baylor (from N.Y. Jets through Chicago); 8—John Bushong, DE, Western Kentucky; 8A—Greg DenBoer, TE, Michigan (from Chicago through Denver); 8B—Mario Cage, RB, Northwestern (La.) State (from Green Bay); 9—Royce McKinney, DB, Kentucky State; 10—Phil Waganheim, P, Maryland; 11—Dave Hazel, WR, Ohio State; 12—Brad Storm, LB, Iowa State; 13—John Roman, G, Idaho State; 14—Mike Smith, C, SMU; 15—John Goodie, FB, Langston; 16—Bill Malouf, WR-DB, Mississippi; 16A—Mike Evavold, DT, Macalester (from San Francisco); 16B—Bob Smith, DB, Maryland (from Oakland); 17—David McKnight, LB, Georgia; 17A—Mike Bengard, DE, Northwestern (Iowa) (from San Francisco); 17B—Frank Russell, WR, Maryland (from Oakland).

1976

1—Ken Novak, DT, Purdue; 2—Choice to Pittsburgh; 3A—Ed Simonini, LB, Texas A & M; 3B—Ron Lee, RB, West Virginia (from Tampa Bay); 4—Choice to Pittsburgh; 5A—Sanders Shiver, LB, Carson-Newman (from Chicago through Miami and Chicago); 5B—Mike Kirkland, QB, Arkansas; 6—Choice to Buffalo; 7—Choice to New Orleans through Chicago and Oakland; 8—Ricky Thompson, WR, Baylor; 9—Stu Levenick, T, Illinois; 10—Tim Baylor, DB, Morgan State; 11—Rick Gibney, DT, Georgia Tech; 12—Frank Stavroff, K, Indiana; 13—Choice to Oakland; 14—Jeremiah Cummings, DE, Albany (Ga.) State; 15—Gary Alexander, T, Clemson; 16A—Mike Fuhrman, TE, Memphis

State (from Washington through Baltimore and San Francisco); 16B—Steve Ludwig, C, Miami (Fla.); 17—Choice to Oakland.

1977

1—Randy Burke, WR, Kentucky; 2—Mike Ozdowski, DE, Virginia; 6—Calvin O'Neal, LB, Michigan; 7—Blanchard Carter, T, Nevada-Las Vegas; 8—Kenneth Helms, T-C, Georgia; 9—Glen Capriola, RB, Boston College; 10—Ron Baker, G, Oklahoma State; 11—Brian Ruff, LB, The Citadel; 12—Bill Deutsch, RB, North Dakota.

RETIRED COLT JERSEYS

19 Johnny Unitas

70 Art Donovan

22 Buddy Young

77 Jim Parker

24 Lenny Moore

82 Raymond Berry

89 Gino Marchetti

HALL OF FAME COLTS

RAYMOND BERRY, End, 6-2, 187, SMU

Retired in 1967 as the leading pass receiver in NFL history (now ranks second) with 631 receptions ... selected as a "future" choice in the 20th round of the 1954 draft by the Colts ... named all-pro three times (1958-60) and played in five Pro Bowl games ... led NFL in receiving in 1958-60 ... holds NFL championship game records for yardage (178) and receptions (12), which he set in the 1958 "sudden death" title game against the New York Giants ... last career touchdown reception came against Dallas at Memorial Stadium on December 3, 1967 and covered five yards ... born February 27, 1933 in Corpus Christi, Texas ... attended Paris (Texas) High School ... now coaching with the Cleveland Browns ... inducted in the Hall of Fame, July 28, 1973.



ART DONOVAN, Defensive Tackle, 6-3, 265, Boston College

The first Colt to enter the Hall of Fame, Donovan was inducted August 3, 1968 ... played from 1953-61 with the current Colt franchise and with Baltimore in 1950, the New York Yanks, 1951, and Dallas Texans, 1952 ... all-pro 1954-57 and played in the Pro Bowl game five times ... one of the most popular Colts of all time ... attended Notre Dame for one year, entered the Marines during World War II, and switched to Boston College after his service discharge ... lettered four years (1946-49) as a tackle and was named All-East in 1948-49 ... reported to training camp in 1962, but announced his retirement at age 37, before the season opened ... he was honored and his jersey number, 70, retired in an emotional ceremony at Memorial Stadium on September 16, 1962 ... attended St. Michael High School in New York City, where he was born June 5, 1925 in the Bronx ... lives with his family in Towson, Maryland.



GINO MARCHETTI, Defensive End, 6-4, 245, San Francisco

Marchetti, acclaimed as the greatest defensive end in pro football history during the 1969 NFL 50th anniversary, was inducted into the Hall of Fame on July 29, 1972 ... named all-pro nine consecutive seasons (1956-64) and played in every Pro Bowl game from 1954 through 1964, with the exception of the 1958 game, which he missed with a broken ankle suffered in the "sudden death" championship game against the New York Giants ... announced retirement after the 1963 season, in which he also served as an assistant coach, but reconsidered and played in 1964 ... retired again following the 1964 season, but returned to play in four games in 1966, when the Colts suffered heavy injuries in the defensive line ... played his final game on December 18, 1966 in San Francisco ... fought in the "Battle of the Bulge" during World War II at the age of 18, after graduating from Antioch (Calif.) High School ... was a 1951 All-West Coast tackle selection at San Francisco and played in the East-West and College All-Star games ... born January 2, 1927 in Smithers, West Virginia ... makes his home with his family in Devon, Pa.



LENNY MOORE, Running Back & Flanker, 6-1, 190, Penn State

Moore is the last Colt to enter the Hall of Fame with his induction August 2, 1975 ... retired in 1967 with 11,213 combined net yards in a 12-year career, including 5174 rushing and 363 pass receptions for 6039 yards ... scored 678 points on 113 touchdowns with stretches of 18 straight games scoring at least one touchdown and 11 straight scoring at least one touchdown rushing; both are NFL records ... gained All-America honors at Penn State and was the number one draft pick of the Colts in 1956 ... was named 1956 Rookie of the Year ... selected Comeback Player of the Year and Most Valuable Player in 1964, when he scored 20 touchdowns, after many thought his career had ended ... born November 25, 1933 in Reading, Pa., and attending Reading High School ... lives with his children in Baltimore and is Promotions Director of the Colts.



JIM PARKER, Guard and Tackle, 6-3, 273, Ohio State

A member of both the Professional and National Football Foundation Halls of Fame ... the Colts first draft pick in 1957, after twice being named All-America (1955-56) as a guard at Ohio State ... winner of the 1956 Outland Trophy as the nation's outstanding lineman ... also played linebacker collegiately ... his 1954 team won the Rose Bowl and the national championship ... named to the modern all-time All-America college football team in 1969, which was selected as part of the 100th anniversary of college football ... was all-pro eight consecutive seasons (1958-65) and played in the Pro Bowl following each of those seasons ... started as the left tackle for the Colts, was moved in 1962 to left guard, and back to tackle in 1966 ... announced retirement near end of the 1967 season in which he only played in three games because of a leg injury ... played in 139 consecutive games, the second longest string in Colt history ... streak ended when he missed the Colts game with San Francisco at Memorial Stadium on Oct. 10, 1967 ... born April 3, 1934 in Macon, Georgia and attended Scott High School in Toledo, Ohio ... lives with his family in Baltimore.



ALL-PRO COLTS

First-team selections only.

- 1953—Tom Keane, HB
1954—Art Donovan, DT
1955—Alan Ameche, FB; Art Donovan, DT; Bert Rechichar, HB
1956—Art Donovan, DT; Gino Marchetti, DE
1957—Milt Davis, DHB; Art Donovan, DT; Gino Marchetti, DE; John Unitas, QB
1958—Raymond Berry, WR; Gene Lipscomb, DT; Gino Marchetti, DE; Lenny Moore, RB; Jim Parker, T; John Unitas, QB
1959—Raymond Berry, WR; Gene Lipscomb, DT; Gino Marchetti, DE; Lenny Moore, RB; Andy Nelson, DHB; Jim Parker, T; Art Spinney, G; John Unitas, QB
1960—Raymond Berry, WR; Gene Lipscomb, DT; Gino Marchetti, DE; Lenny Moore, RB; Jim Parker, T
1961—Gino Marchetti, DE; Lenny Moore, RB; Jim Parker, T
1962—Gino Marchetti, DE; Jim Parker, G-T
1963—Gino Marchetti, DE; Jim Parker, G
1964—Bob Boyd, DHB; Gino Marchetti, DE; Lenny Moore, RB; Jim Parker, G; John Unitas, QB; Bob Vogel, T
1965—Bob Boyd, DHB; Jimmy Orr, FI; Jim Parker, G; John Unitas, QB; Bob Vogel, T
1966—Bob Boyd, DHB; John Mackey, TE
1967—John Mackey, TE; Willie Richardson, FI; John Unitas, QB; Bob Vogel, T
1968—Bob Boyd, DHB; Mike Curtis, LB; John Mackey, TE; Earl Morrall, QB; Bob Vogel, T; Rick Volk, S
1969—David Lee, P
1970—David Lee, P; Jerry Logan, S; Bubba Smith, DE; Rick Volk, S
1971—Ted Hendricks, LB; Bubba Smith, DE; Rick Volk, S
1975—George Kunz, T
1976—John Dutton, DE; Bert Jones, QB.

PRO BOWL COLTS

Selections are listed by seasons and not by the year in which the Pro Bowl game was played.

- 1953—Dick Barwegen, Art Donovan, Tom Keane, George Taliaferro
1954—Art Donovan, Gino Marchetti, Buddy Young
1955—Alan Ameche, Art Donovan, Gino Marchetti, Bert Rechichar, Dick Szymanski
1956—Alan Ameche, Art Donovan, Gino Marchetti, Lenny Moore, Bert Rechichar
1957—Alan Ameche, Art Donovan, Gino Marchetti, Jim Mutscheller, Bert Rechichar, John Unitas
1958—Alan Ameche, Raymond Berry, Don Joyce, Gene Lipscomb, Lenny Moore, Jim Parker, John Unitas
1959—Raymond Berry, Gene Lipscomb, Gino Marchetti, Lenny Moore, Jim Parker, Art Spinney, John Unitas
1960—Gino Marchetti, Lenny Moore, Andy Nelson, Jim Parker, Art Spinney, John Unitas
1961—Raymond Berry, Gino Marchetti, Lenny Moore, Jim Parker, John Unitas
1962—Raymond Berry, Gino Marchetti, Jim Parker, Dick Szymanski, John Unitas
1963—Raymond Berry, John Mackey, Gino Marchetti, Jim Parker, John Unitas
1964—Raymond Berry, Bobby Boyd, Gino Marchetti, Lenny Moore, Jim Parker, Dick Szymanski, Bob Vogel, John Unitas
1965—Jerry Logan, John Mackey, Jim Parker, Bob Vogel
1966—Ordell Braase, Lenny Lyles, John Mackey, John Unitas
1967—Ordell Braase, John Mackey, Fred Miller, Willie Richardson, John Unitas, Bob Vogel, Rick Volk

- 1968—Bob Boyd, Mike Curtis, John Mackey, Tom Matte, Earl Morrall, Willie Richardson, Bob Vogel
 1969—Tom Matte, Fred Miller, Rick Volk
 1970—Mike Curtis, Jerry Logan, Bubba Smith
 1971—Norm Bulaich, Bill Curry, Mike Curtis, Ted Hendricks, Jerry Logan, Bubba Smith, Bob Vogel, Rick Volk
 1972—Bill Curry, Ted Hendricks, Bruce Laird
 1973—Ted Hendricks
 1974—Mike Curtis
 1975—John Dutton, George Kunz, Lydell Mitchell
 1976—Roger Carr, John Dutton, Bert Jones, George Kunz, Tom Linhart, Lydell Mitchell

COLT CHAMPIONSHIP GAMES

NFL CHAMPIONSHIP DEC. 28, 1958 YANKEE STADIUM

BALTIMORE 23, NEW YORK 17—Quarterback Johnny Unitas took the Colts 80 yards in 13 plays, the last a one-yard carry by Alan Ameche through the right side of the Giant line at 8 minutes, 15 seconds of sudden death overtime. The regulation game ended 17-17 when Baltimore's Steve Myhra booted a 20-yard field goal seconds from the gun. It has been called "the greatest game ever played" and the 64,185 who watched it at Yankee Stadium agree.

Baltimore	0	14	0	3	6—23
New York	3	0	7	7	0—17

NY—FG Summerall 36

Balt—Ameche 2 plunge (Myhra kick)

Balt—Berry 15 pass from Unitas (Myhra kick)

NY—Triplet 1 plunge (Summerall kick)

NY—Gifford 15 pass from Conerly (Summerall kick)

Balt—FG Myhra 20

Balt—Ameche 1 plunge (No conversion attempted)

STAT LEADERS

Passing

Balt—Unitas (26-40-349), 1 TD, 1 Int, L-60

NY—Conerly (10-14-187), 1 TD, 0 Int, L-67, Heinrich (2-4-13)

Rushing

Balt—Ameche (14-65), Dupre (11-30), Moore (8-23), Unitas (6-20)

NY—Gifford (12-60), Webster (12-24)

Receiving

Balt—Berry (12-178), Moore (6-101), Mutscheller (3-46)

NY—Rote (2-76), Schnelker (2-63)

NFL CHAMPIONSHIP DEC. 27, 1959 BALTIMORE MEMORIAL STADIUM

BALTIMORE 31, NEW YORK 16—The Giants led 9-7 after three periods by virtue of three field goals by Pat Summerall, but Baltimore's crack defensive backfield took charge in the final quarter, three times making interceptions that resulted in scores. Colt quarterback Johnny Unitas scored one TD and passed for two before a home crowd of 57,545 in Memorial Stadium.

New York	3	3	3	7—16
Baltimore	7	0	0	24—31

Balt—Moore 59 pass from Unitas (Myhra kick)

NY—FG Summerall 23

NY—FG Summerall 37

NY—FG Summerall 22

Balt—Unitas 4 run (Myhra kick)

Balt—Richardson 12 pass from Unitas (Myhra kick)

Balt—Sample 42 intercepted pass (Myhra kick)

Balt—FG Myhra 25

NY—Schnelker 32 pass from Conerly (Summerall kick)

STAT LEADERS

Passing

Balt—Unitas (18-29-264), 2 TDs, 0 Int, L-59
 NY—Conerly (16-35-232), 0 TDs, 2 Int, L-48

Rushing

Balt—Ameche (9-31), Sommer (6-15), Pricer (4-14), Moore (4-7)
 NY—Gifford (9-50), Triplett (5-37), Webster (8-25)

Receiving

Balt—Moore (3-126), Berry (5-68), Mutscheller (5-40)
 NY—Schnelker (9-175), Rote (2-41), King (4-17), Gifford (1-19)

NFL CHAMPIONSHIP

DEC. 27, 1964 CLEVELAND STADIUM

CLEVELAND 27, BALTIMORE 0—Both teams drew blanks in the first half but the Browns nailed down the World Championship with a 17-point third quarter. Quarterback Frank Ryan and fullback Jim Brown made the Cleveland attack click, as it rolled up 20 first downs to Baltimore's 11 and outgained the Colts, 339 to 171 yards. Ryan completed 11 of 18 passes for 206 yards and three touchdowns—all to end Gary Collins from distances of 18, 42 and 51 yards, while the brilliant Brown bulled for 114 yards on 27 shots as Cleveland controlled the ball. Attendance was 79,544.

Baltimore	0	0	0	0—0
Cleveland	0	0	17	10—27

Cleve—FG Groza 43

Cleve—Collins 18 pass from Ryan (Groza kick)

Cleve—Collins 42 pass from Ryan (Groza kick)

Cleve—Collins 51 pass from Ryan (Groza kick)

Cleve—FG Groza 3

STAT LEADERS

Passing

Balt—Unitas (12-20-95) 0 TDs, 2 Int, L-23
 Cleve—Ryan (11-18-206) 3 TDs, 1 Int, L-51

Rushing

Balt—Moore (9-40), Hill (9-31), Unitas (6-30)
 Cleve—Brown (27-114), L-46, Green (10-29)

Receiving

Balt—Berry (3-38), Orr (2-31), Lorick (3-18)
 Cleve—Collins (5-130), Brown (3-37), Brewer (2-26)

NFL WESTERN DIVISION PLAYOFF

DEC. 26, 1965 LAMBEAU FIELD

GREEN BAY 13, BALTIMORE 10—A courageous effort by the undermanned Colts was doomed by a pair of Don Chandler field goals—one with 1:58 remaining from 22 yards to tie the score and a second of 25 yards to conclude 13:39 of "sudden-death" action. The Colts had jumped ahead 7-0, after 21 seconds of play when Don Shinnick scooped up Bill Anderson's fumble and traded 25 yards to the end zone. They protected their edge tenaciously until the finish as Tom Matte went the route at quarterback, rushing for 57 yards and passing for 40. Zeke Bratkowski, subbing for the injured Bart Starr, completed 22 of 39 aerials for 248 yards. The Packers ran 80 plays to the Colts' 59 and led in first downs, 23-9. Attendance was 50,484.

Baltimore	7	3	0	0	0—10
Green Bay	0	0	7	3	3—13

Balt—Shinnick 25 fumble (Anderson) return (Michaels kick)

Balt—FG Michaels 15

GB—Hornung 1 run (Chandler kick)

GB—FG Chandler 22

GB—FG Chandler 25

STAT LEADERS

Passing

Balt—Matte (2-12-40), 0 TDs, 0 Int, L-16
 GB—Bratkowski (22-39-248), 0 TDs, 2 Int, L-33

Rushing

Balt—Matte (17-57), Hill (16-57), Moore (12-33)
GB—Taylor (23-60), Hornung (10-33), Pitts (3-14)

Receiving

Balt—Mackey (3-25), Moore (2-15)
GB—Anderson (8-78), Dowler (5-50), Hornung (4-42), Dale (3-63)

NFL PLAYOFF

DEC. 22, 1968 BALTIMORE MEMORIAL STADIUM

BALTIMORE 24, MINNESOTA 14—It was a cold, rainy day when the Colts tucked away the Western Conference championship of the National Football League. Just as they had done earlier in the season, the Vikings provided some uncomfortable moments after the Colts managed to obtain a big lead. It wasn't until late in the first half that the Colts were able to nab a 7-0 lead on Earl Morrall's pass to Tom Mitchell after Willie Richardson's diving catch of a 33-yard aerial put the ball at the three. John Mackey's touchdown reception and Mike Curtis' 60-yard return of a fumble made it 21-0 after three quarters. Viking quarterback Joe Kapp refused to give up and fired TD passes to Billy Martin and Bill Brown before time ran out on him. Attendance was 60,238.

Minnesota	0	0	0	14—14
Baltimore	0	7	14	3—24

- Balt—Mitchell 3 pass from Morrall (Michaels kick)
- Balt—Mackey 49 pass from Morrall (Michaels kick)
- Balt—Curtis 60 fumble return (Michaels kick)
- Minn—Martin 1 pass from Kapp (Cox kick)
- Balt—FG Michaels 33
- Minn—Brown 7 pass from Kapp (Cox kick)

STAT LEADERS

Passing

Balt—Morrall (13-22-280), 2 TDs, 1 Int, L-49
Minn—Kapp (26-44-287), 2 TDs, 2 Int

Rushing

Balt—Matte (14-31), Hill (8-10)
Minn—Kapp (10-52), Brown (10-30)

Receiving

Balt—Richardson (6-148), Mackey (3-92), Orr (2-36)
Minn—Brown (8-82), Washington (5-95), Beasley (5-69)

NFL CHAMPIONSHIP

DEC. 27, 1968 CLEVELAND STADIUM

BALTIMORE 34, CLEVELAND 0—After a scoreless first period, Baltimore's Tom Matte scored two of his record-tying three touchdowns in a 17-point Colts' second quarter. Meanwhile, the capacity crowd of 80,628 at Cleveland Stadium saw the Browns held scoreless for only the second time in the club's history as the Colts registered their fourth shutout of the season.

Baltimore	0	17	7	10—34
Cleveland	0	0	0	0—0

- Balt—FG Michaels 28
- Balt—Matte 1 run (Michaels kick)
- Balt—Matte 12 run (Michaels kick)
- Balt—Matte 2 run (Michaels kick)
- Balt—FG Michaels 10
- Balt—T. Brown 4 run (Michaels kick)

STAT LEADERS

Passing

Balt—Morrall (11-25-269) 0 TDs, 1 Int, L-38
Clev—Nelson (11-26-132) 0 TDs, 2 Int, L-22, Ryan (2-6-19)

Rushing

Balt—Matte (17-88), L-12, Hill (11-60), T. Brown (5-18)
Clev—Kelly (13-28), Harraway (6-26)

Receiving

Balt—Richardson (3-78), Mackey (2-34), Orr (2-33)
 Clev—Morin (3-41), Harraway (4-40), Warfield (2-30)

SUPER BOWL III

JAN. 12, 1969 MIAMI ORANGE BOWL

NEW YORK JETS 16, BALTIMORE 7—At Miami Orange Bowl Stadium, attendance 75,337. Jets' quarterback Joe Namath "guaranteed" victory on the Thursday before the game, then went out and led the AFL to its first Super Bowl victory over a Baltimore team that had lost one of 16 games all season. Namath, chosen the outstanding player, completed 17 of 28 passes for 206 yards and directed a steady attack that dominated the NFL champions after the Jet defense had intercepted Colt quarterback Earl Morrall three times in the first half. The Jets had 337 total yards, including 121 yards rushing by Matt Snell. John Unitas, who had missed most of the season with a sore elbow, came off the bench and led Baltimore to its only touchdown late in the fourth quarter after New York led 16-0.

New York (AFL)	0	7	6	3—16
Baltimore (NFL)	0	0	0	7—7

NY—Snell 4 run (Turner kick)
 NY—FG Turner 32
 NY—FG Turner 30
 NY—FG Turner 9
 Balt—Hill 1 run (Michaels kick)

Passing

Balt—Morrall (6-17-71) 0 TDs, 3 Int, L-30
 Unitas (11-24-110) 0 TDs, 1 Int, L-21
 NY—Namath (17-28-206) 0 TD, 0 Int, L-39
 Parilli (0-1-0)

Rushing

Balt—Matte (11-116), L-58, Hill (9-29), L-12
 NY—Snell (30-121), L-12, Boozer (10-29)

Receiving

Balt—Richardson (6-58), Orr (3-42), Mackey (3-35)
 NY—Sauer (8-133), Snell (4-40)

AFC PLAYOFF

DEC. 26, 1970 BALTIMORE MEMORIAL STADIUM

BALTIMORE 17, CINCINNATI 0—Attendance 51,127. John Unitas connected with TD passes to Roy Jefferson and Ed Hinton in the first and fourth quarters and led the Colts into the AFC title game by defeating Cincinnati. The Baltimore defense came through on a cold, windy day and limited Cincinnati to 63 yards rushing and 76 yards passing. Norm Bulaich, Colts' rookie rusher, picked up 116 yards on 25 carries. Jim O'Brien, Colts' rookie kicker and leading scorer, connected with a 44-yard FG, missed one from the same distance. A 49-yard FG try by Horst Muhlmann was blocked by Ray May. Mike Curtis, Colts' middle linebacker, made the game's only interception, picking off one of Virgil Carter's fourth-period passes, to set up an eventual final Colt score.

Cincinnati	0	0	0	0—0
Baltimore	7	3	0	7—17

Balt—Jefferson 45 pass from Unitas (O'Brien kick)
 Balt—FG O'Brien 44
 Balt—Hinton 53 pass from Unitas (O'Brien kick)

STAT LEADERS

Passing

Balt—Unitas (6-17-145), 2 TDs, 0 Int, L-53
 Cin—Carter (7-20-64), 0 TDs, 1 Int, L-29
 Wyche (1-1-29), 0 TDs, 1 Int

Rushing

Balt—Bulaich (25-116), Nowatzke (10-25)
 Cin—Robinson (5-25), Phillips (10-12)

Receiving

Balt—Hinton (3-86), Jefferson (2-51)
 Cin—Myers (4-66), Phillips (2-12)

AFC CHAMPIONSHIP

JAN. 3, 1971 BALTIMORE MEMORIAL STADIUM

BALTIMORE 27, OAKLAND 17—At Memorial Stadium, Baltimore, Md., attendance 56,368. Johnny Unitas' passing and play calling, and the running of rookie Norm Bulaich, powered the Colts to the first AFC Championship. Bulaich scored twice and Unitas picked up 245 yards on 11 completions, with his key one coming in the fourth quarter on a 68-yard touchdown reception by Ray Perkins out of a formation of four wide receivers. George Blanda (who at 43 became the oldest player to perform in a title game when he replaced injured Daryle Lamonica in the second period) threw TD passes to Fred Biletnikoff and Warren Wells, but was intercepted three times. Ed Hinton caught five passes for the Colts for 115 yards..

Oakland	0	3	7	7—17
Baltimore	3	7	10	7—27

Balt—FG O'Brien 16

Balt—Bulaich 2 run (O'Brien kick)

Oak—FG Blanda 48

Oak—Biletnikoff 38 pass from Blanda (Blanda kick)

Balt—FG O'Brien 23

Balt—Bulaich 11 run (O'Brien kick)

Oak—Wells 15 pass from Blanda (Blanda kick)

Balt—Perkins 68 pass from Unitas (O'Brien kick)

Passing

Balt—Unitas (11-30-245), 1 TD, 0 Int, L-68

Oak—Lamonica (1-4-6), 0 TD, 0 Int

Blanda (17-32-271), 2 TDs, 3 Int, L-38

Rushing

Balt—Bulaich (22-71), Nowatzke (8-32)

Oak—Dixon (10-51), C. Smith (9-44)

Receiving

Balt—Hinton (5-115), Perkins (2-80), Jefferson (3-36)

Oak—Wells (5-108), Belitnikoff (5-92)

SUPER BOWL V

JAN. 17, 1971 MIAMI ORANGE BOWL

BALTIMORE 16, DALLAS 13—At Miami Orange Bowl Stadium, attendance 79,204. Colts' rookie Jim O'Brien climaxed one of the zaniest professional football games ever played by lofting a 32-yard field goal through the Orange Bowl uprights with five seconds left in regulation time to give Baltimore a 16-13 Super Bowl win. The brutal defensive struggle resulted in 11 turnovers, which prevented a fluid, artistic performance but contributed to the drama of the contest. Dallas nearly put the game away early in the third period when, leading 13-6, the Cowboys recovered Jim Duncan's fumble on the 2nd half kickoff and zipped to the Colts' two in five plays. Duane Thomas, however, fumbled on the next play. Rick Volk provided Baltimore with the opportunity to tie halfway through the fourth period when he intercepted Craig Morton on the Dallas 33 and returned it to the three. Tom Nowatzke punctured into the end zone and after O'Brien's PAT it was 13-13. Mike Curtis intercepted another Morton pass on the Dallas 41 in the final minute and ran it back to the 28. The Colts stopped the clock with nine seconds left in the game and O'Brien made history. Morton's desperation pass on the final play of the game was intercepted by Jerry Logan.

Baltimore (AFC)	0	6	0	10—16
Dallas (NFC)	3	10	0	0—13

Dall—FG Clark 14

Dall—FG Clark 30

Balt—Mackey 75 pass from Unitas (O'Brien kick blocked)

Dall—Thomas 7 pass from Morton (Clark kick)

Balt—Nowatzke 2 run (O'Brien kick)

Balt—FG O'Brien 32

Passing

Balt—Unitas (3-8-88), 1 TD, 2 Int, L-75

Morrall (7-15-147), 1 Int, L-65, Havrilak (1-1-25)

Dall—Morton (12-26-127), 1 TD, 3 Int, L-41

Rushing

Balt—Nowatzke (10-33), Bulaich (18-28)
 Dall—Garrison (12-65), Thomas (18-37)

Receiving

Balt—Jefferson (3-52), Mackey (2-80)
 Dall—Reeves (5-46), Thomas (4-21)

AFC PLAYOFF

DEC. 26, 1971 CLEVELAND STADIUM

BALTIMORE 20, CLEVELAND 3—Attendance 74,082. Don Nottingham, playing for the injured Norm Bulaich, scored two TDs and rushed for 92 yards while Baltimore's strong defense dominated play in a 20-3 Colt victory over the Cleveland Browns that sent Baltimore into the AFC finals. Jim O'Brien added two field goals for the Colts and Don Cockroft, who had two kicks blocked by Bubba Smith, produced the Brown's only points. Rick Volk intercepted two of Bill Nelsen's passes and Charlie Stukes picked off a third. John Unitas went all the way, blending the strong running of Nottingham with passes to his favorite target, tight end Tom Mitchell, who caught 5 for 73 yards.

Baltimore	0	14	3	3—20
Cleveland	0	0	3	0—3

Balt—Nottingham 1 run (O'Brien kick)
 Balt—Nottingham 7 run (O'Brien kick)
 Cle—FG Cockroft 14
 Balt—FG O'Brien 42
 Balt—FG O'Brien 15

STAT LEADERS

Passing

Balt—Unitas (13-21-143), 0 TDs, 1 Int, L-26
 Cle—Nelsen (9-21-104), 0 TDs, 3 Int, L-39
 Phipps (3-6-27), 0 TDs, 0 Int, L-13

Rushing

Balt—Nottingham (23-92), Matte (16-26)
 Cle—Kelly (14-49), Scott (8-25)

Receiving

Balt—Mitchell (5-73), Matte (3-22), Hinton (2-30)
 Cle—Scott (5-41), Kelly (4-24)

AFC CHAMPIONSHIP

JAN. 2, 1972 MIAMI ORANGE BOWL

MIAMI 21, BALTIMORE 0—At Orange Bowl, attendance 75,629. The Colts, playing without their starting running backs Norm Bulaich and Tom Matte, still managed to compile 302 total yards to Miami's 286 but were damaged by the Dolphins' big plays—Bob Griese to Paul Warfield 75-yard pass for TD in first period and Dick Anderson's 62-yard interception return for a TD in the third quarter. Larry Csonka carried five yards to a fourth quarter touchdown for Miami. John Unitas completed 20 of 36 passes for 224 yards but Colts were shutout for the first time since Dec. 5, 1965 (0-13 by Chicago Bears). Another big play for Miami was stopping Colts fourth and one attempt at Dolphins' nine-yard line when lead was 7-0.

Baltimore	0	0	0	0—0
Miami	7	0	7	7—21

Mia—Warfield 75 pass from Griese (Yepremian kick)
 Mia—Anderson 62 interception return (Yepremian kick)
 Mia—Csonka 5 run (Yepremian kick)

Passing

Balt—Unitas (20-36-224) 0 TDs, 3 Int, L-27
 Mia—Griese (4-8-158) 1 TD, 1 Int, L-75

Rushing

Balt—McCauley (15-50), Nottingham (11-33)
 Mia—Kiick (18-66), Csonka (15-63)

Receiving

Balt—Hinton (6-98), Nottingham (4-26)
 Mia—Warfield (2-125), Twilley (2-33)

COLT ALUMNI

The following compilation of Colt alumni includes every player who has been on the active roster for at least three games in any single season since 1953. Errors will be corrected if documented.

Coaches

Arnsperger, Bill—Miami (O.)	1964-69	Miller, Red—Western Illinois	1971-72
Ball, Herman—Davis-Elkins	1956-62	Molesworth, Keith—Monmouth	1953
Baughan, Maxie—Georgia Tech	1975-76	Murphy, Russ—Davidson	1954
Bielski, Dick—Maryland	1964-72	Mutscheller, Jim—Notre Dame	1963
Boutselis, George—North Carolina	1975-76	Noll, Chuck—Dayton	1966-67
Boyd, Bob—Oklahoma	1969-72	Pellington, Bill—Rutgers	1963
Bridgers, John—Auburn	1957-58	Richards, Ray—Nebraska	1953
Bullough, Hank—Michigan State	1970-72	Rymkus, Lou—Notre Dame	1970
Callahan, Ray—Kentucky	1973	Sandusky, John—Villanova	1959-72
Cumiskey, Frank—Ohio State	1954-56	Schnellenberger, Howard— Kentucky	1973-74
Doll, Don—USC	1974	Setcik, George—Notre Dame	1973
Douglas, Otis—Wm. & Mary	1953	Shaw, Bob—Ohio State	1957-58
Dovell, Whitey—Maryland	1975-76	Shula, Don—John Carroll	1963-69
Ewbank, Weeb—Miami (O.)	1954-62	Smith, Jerry—Wisconsin	1974-76
Franklin, Bobby—Mississippi	1973	Szymanski, Dick—Notre Dame	1974
Hughes, Tom—Purdue	1955	Thomas, Joe—Ohio Northern	1954, 74
Idzik, John—Maryland	1970-72	Voris, Dick—San Jose State	1973
Lauterbur, Frank—Mt. Union	1955-56, 74-76	Wasylik, Nick—Ohio State	1953
Marchetti, Gino—USF	1963	Winner, Charlie—Washington	1954-65
Marchibroda, Ted—St. Bonaventure	1975-76	Young, George—Bucknell	1970, 73
McCafferty, Don—Ohio State	1960-72		
McCulley, Pete—Louisiana Tech	1973-76		

Players

Agase, Alex (G) Illinois	1953	Conjar, Larry (B) Notre Dame	1969-70
Allen, Gerald (B) Omaha	1966	Cook, Fred (DE) So. Mississippi	1974-76
Alley, Don (F) Adams St.	1967	Cooke, Ed (E) Maryland	1959
Ameche, Alan (B) Wisconsin	1955-60	Coutre, Larry (B) Notre Dame	1953
Amman, Richard (DE) Florida State	1972-73	Craddock, Nate (RB) Parsons	1963
Andrews, John (TE) Indiana	1973-74	Cuozzo, Gary (QB) Virginia	1963-66
Austin, Ocie (DB) Utah St.	1968-69	Curry, Bill (C) Georgia Tech	1967-72
Averno, Sisto (G) Muhlenberg	1953-54	Curtis, Mike (LB) Duke	1965-75
Bailey, Jim (DT) Kansas	1970-74	Curtis, Tom (DB) Michigan	1970-71
Baldwin, Bob (B) Clemson	1966-67	Davidson, Cotton (QB) Baylor	1954, 57
Ball, Sam (T) Kentucky	1966-70	Davis, Milt (DB) UCLA	1957-60
Barnes, Mike (DE) Miami (Fla.)	1973-76	Davis, Norman (G) Grambling	1967
Barwegen, Dick (G) Purdue	1953-54	Davis, Ted (LB) Georgia Tech	1964-66
Baylor, Tim (DB) Morgan State	1976	DeCarlo, Art (E) Georgia	1957-60
Berra, Tim (WR) Massachusetts	1974	DelBello, Jack (B) Miami (Fla.)	1953
Berry, Raymond (E) SMU	1955-67	Dickel, Dan (LB) Iowa	1974-76
Bertuca, Tony (LB) Chico State	1974	Diehl, John (T) Virginia	1961-64
Beutler, Tom (LB) Toledo	1971	Domres, Marty (QB) Columbia	1972-75
Bielski, Dick (E) Maryland	1962-63	Donovan, Art (DT) Boston Coll.	1953-61
Bighead, Jack (E) Pepperdine	1954	Doughty, Glenn (WR) Michigan	1972-76
Blandin, Ernie (T) Tulane	1953	Drougas, Tom (T) Oregon	1972-73
Blue, Forrest (C) Auburn	1975-76	Duncan, James (DB) Md. St.	1969-71
Bieick, Tom (B) Georgia	1956	Dunlap, Len (DB) N. Tex. St.	1971
Boyd, Bob (DB) Oklahoma	1960-68	Dunn, Perry Lee (RB) Mississippi	1969
Braase, Ordell (DE) S. Dakota	1957-68	Dupre, L. G. (RB) Baylor	1955-59
Brethauer, Monte (E) Oregon	1953, 55	Dutton, John (DE) Nebraska	1974-76
Brown, Barry (E) Florida	1966-67	Ecklund, Brad (C) Oregon	1953
Brown, Ed (QB) USF	1965	Edmunds, Randy (LB) Georgia Tech	1972
Brown, Ray (DB) Mississippi	1958-60	Edwards, Dan (E) Georgia	1953-54
Brown, Timmy (RB) Ball State	1968	Eggers, Doug (LB) S. Dakota St.	1954-57
Bryan, Walter (B) Texas Tech	1955	Ehrmann, Joe (DT) Syracuse	1973-76
Burkett, Jack (LB) Auburn	1961-66	Embree, Mel (E) Pepperdine	1953
Bulaich, Norm (RB) TCU	1970-72	Enke, Fred (QB) Arizona	1953-54
Call, Jack (B) Colgate	1957-58	Feagin, Wiley (G) Houston	1961-62
Campanella, Joe (T) Ohio St.	1953-57	Feamster, Tom (T) Florida St.	1956
Campbell, John (LB) Minnesota	1969	Felts, Bob (B) Florida A&M	1965
Carr, Roger (WR) Louisiana Tech	1974-76	Fernandes, Ron (DE) Eastern Michigan	1976
Cheatham, Ernie (T) Loyola LA	1954	Finnin, Tom (DT) Detroit	1953-56
Cherry, Stan (LB) Morgan State	1973	Flowers, Bernie (E) Purdue	1956
Chester, Raymond (TE) Morgan State	1973-76	Flowers, Dick (B) Northwestern	1953
Cheyunski, Jim (LB) Syracuse	1975-76	Franklin, Willie (WR) Oklahoma	1972
Chrovich, Dick (T) Miami (O)	1955-56	Ganas, Rusty (DT) S. Carolina	1971
Clemens, Bob (B) Pitt	1962	Gardin, Ron (DB) Arizona	1970
Cogdill, Gail (E) Washington St.	1968	Gaubatz, Dennis (LB) LSU	1965-69
Cole, Terry (RB) Indiana	1968-69	George, Ed (T) Wake Forest	1975
Collett, Elmer (G) SF State	1973-76	Gilburg, Tom (T) Syracuse	1961-65
Colteryahn, Lloyd (E) Maryland	1954-56	Ginn, Hubert (RB) Florida A&M	1973
Colvin, Jim (T) Houston	1960-63	Glick, Gary (B) Colo. A&M	1961

Goode, Tom (C) Mississippi St.	1970	May, Ray (LB) USC	1970-72
Grant, Bob (LB) Wake Forest	1968-70	Mayo, Ron (TE) Morgan State	1974
Gregory, Ken (E) Whittier	1961	McCauley, Don (RB) N. Carolina	1971-76
Grimm, Dan (G) Colorado	1969	McHan, Lamar (QB) Arkansas	1961-63
Hall, Randy (CB) Idaho	1974, 76	McMillan, Chuck (B) John Carroll	1954
Harness, Jim (B) Mississippi St.	1956	McPhail, Buck (RB) Oklahoma	1953
Harold, George (B) Allen	1966-67	Memmelaar, Dale (G) Wyoming	1966-67
Harris, Wendell (DB) LSU	1962-65	Mendenhall, Ken (C) Oklahoma	1971-76
Harrison, Bob (B) Ohio U.	1961	Michaels, Lou (DE, K) Kentucky	1964-69
Havrilak, Sam (B) Bucknell	1969-73	Mildren, Jack (S) Oklahoma	1972-73
Hawkins, Alex (B)		Miller, Fred (DT) LSU	1963-72
South Carolina	1955-65, 67-68	Mioduszewski, Ed (B) Wm. & Mary	1953
Haymond, Alvin (DB) Southern U.	1964-67	Mitchell, Lydell (RB) Penn State	1972-76
Hendricks, Ted (LB) Miami (Fla.)	1969-73	Mitchell, Tom (TE) Bucknell	1968-73
Hepburn, Lonnie (CB)		Mooney, Ed (LB) Texas Tech	1972-73
Texas So.	1971-72	Moore, Henry (B) Arkansas	1957
Hermann, John (B) UCLA	1956	Moore, Lenny (RB) Penn State	1956-67
Herosian, Brian (S) Connecticut	1973	Morrall, Earl (QB) Michigan St.	1968-71
Hill, Jerry (RB) Wyoming	1961, 63-70	Mosier, John (TE) Kansas	1972
Hilton, Roy (DE) Jackson St.	1965-73	Moss, Roland (RB, TE) Toledo	1969
Hinton, Chuck (DT) N. Carolina Col.	1972	Mumphord, Lloyd (CB) Texas So.	1975-76
Hinton, Ed (WR) Oklahoma	1969-72	Munsey, Nelson (CB) Wyoming	1972-76
Hoaglin, Fred (C) Pitt.	1973	Mutscheller, Jim (E) Notre Dame	1954-61
Horn, Dick (B) Stanford	1958	Myers, Bob (T) Ohio St.	1955
Huff, Ken (G) N. Carolina	1975-76	Myhra, Steve (LB, K) N. Dakota	1957-61
Hugasian, Harry (B) Stanford	1955	Neal, Dan (C) Kentucky	1973-74
Hunt, George (K) Tennessee	1973	Nelson, Andy (DB) Memphis St.	1957-63
Huzvar, John (RB) Pitt.	1953-54	Nelson, Dennis (T) Illinois State	1970-74
Jackson, Ken (G) Texas	1953-57	Nettles, Doug (CB) Vanderbilt	1974-75
James, Tommy (B) Ohio St.	1956	Newsome, Billy (DE) Grambling	1970-72
Jefferson, Roy (WR) Utah	1970	Nichols, Robbie (LB) Tulsa	1970-71
Johnson, Cornelius (G) Va. Union	1968-72	Nottingham, Don (RB)	
Johnson, Marshall (WR) Houston	1975	Kent State	1971-73
Jones, Bert (QB) LSU	1973-76	Novak, Ken (DT) Purdue	1976
Joyce, Don (DE) Tulane	1954-60	Nowatzke, Tom (RB) Indiana	1970-72
Kaczmarek, Mike (LB) Southern Ill.	1973	Nutter, Buzz (C) VPI	1954-60, 65
Kalmanir, Tom (B) Nevada	1953	Nyers, Dick (B) Indiana Central	1956-57
Keane, Tom (DB) W. Virginia	1953-54	O'Brien, Jim (K, WR) Cincinnati	1970-72
Kennedy, Jimmie (TE) Colorado State	1975-76	Oldham, Ray (S)	
Kerkorian, Garry (QB)		Middle Tennessee State	1973-76
Stanford	1954-56, 58	Olds, Bill (RB) Nebraska	1973-75
Kern, Rex (DB) Ohio State	1971-73	Orduna, Joe (RB) Nebraska	1974
Kirchiro, Bill (G) Maryland	1962	Orr, Jimmy (E) Georgia	1961-70
Kirkland, Mike (QB) Arkansas	1976	Owens, Luke (T) Kent St.	1957
Kirouac, Lou (T) Boston Coll.	1964	Owens, R.C. (E) Coll. of Idaho	1962
Koman, Bill (G) North Carolina	1956	Parker, Jim (T, G) Ohio St.	1957-67
Kostelnik, Ron (T) Cincinnati	1969	Patera, Jack (LB) Oregon	1955-57
Kovac, Ed (B) Cincinnati	1960	Pear, Dave (DT) Washington	1975
Krouse, Ray (DE) Maryland	1958	Pearson, Preston (RB) Illinois	1967-68
Kunz, George (T) Notre Dame	1975-76	Pellington, Bill (LB) Rutgers	1953-64
Laird, Bruce (DB)		Pepper, Gene (G) Mississippi	1954
American International	1972-76	Perkins, Ray (WR) Alabama	1967-71
Langas, Bob (E) Wayne	1954	Perry, Joe (RB) Compton	1961-62
Lange, Bill (G) Dayton	1953	Peterson, Gerald (T) Texas	1956
Larson, Lynn (T) Kansas St.	1971-72	Petties, Neal (E) San Diego St.	1964-66
Laskey, Bill (LB) Michigan	1971-72	Pittman, Charlie (RB) Penn St.	1971
Leaks, Roosevelt (RB) Texas	1975-76	Plunkett, Sherm (T) Md. St.	1958-60
Leberman, Bob (B) Syracuse	1954	Poole, Barney (E) Army, Mississippi	1953
Lee, David (P) Louisiana Tech	1966-76	Porter, Ron (LB) Idaho	1967-69
Lee, Monte (C) Texas	1965	Pratt, Robert (G) N. Carolina	1974-76
Lee, Ron (RB) West Virginia	1976	Preas, George (T) VPI	1955-65
Lesane, Jimmy (B) Virginia	1954	Pricer, Billy (RB) Oklahoma	1957-60
Lewis, Harold (B) Houston	1959	Pyle, Palmer (G) Michigan St.	1960-63
Lewis, Joe (T) Compton	1961	Radosovich, George (C) Pitt.	1954-56
Linhart, Toni (K) Austria Tech.	1974-76	Raiff, Jim (G) Dayton	1954
Linne, Aubrey (E) TCU	1961	Rechlar, Bert (DB, K) Tenn.	1953-59
Lipscomb, Gene (DT) Miller H.S.	1956-60	Reese, Guy (T) SMU	1964-65
Little, Jack (T) Texas A&M	1953-54	Renfro, Dean (B) N. Texas St.	1955
Lockett, J.W. (B) Okla. Central	1963	Ressler, Glenn (G) Penn St.	1965-74
Logan, Jerry (DB) W. Texas State	1963-72	Rhodes, Danny (LB) Arkansas	1974
Looney, Joe Don (RB) Oklahoma	1964	Richardson, Jerry (E) Wofford	1959-60
Lorick, Tony (RB) Arizona St.	1964-67	Richardson, Willie (WR)	
Luce, Derrel (LB) Baylor	1975-76	Jackson St.	1963-69, 71
Lyles, Lenny (DB) Louisville	1958, 61-69	Riley, Butch (LB) Texas A&I	1969
Mackey, Dee (E) E. Texas St.	1961-62	Robinson, Chas. (G) Morgan State	1954
Mackey, John (TE) Syracuse	1963-72	Robinson, Glenn (DE) Oklahoma St.	1975
MacLeod, Tom (LB) Minnesota	1974-75	Rudnick, Tim (DB) Notre Dame	1974
Maitland, Jack (RB) Williams	1970	Salter, Bryant (DB) Pittsburgh	1976
Maples, Butch (C) Baylor	1963	Sample, John (DB) Maryland St.	1958-60
Marchetti, Gino (DE) USF	1953-64, 66	Sandusky, Alex (G) Clarion	1954-66
Martin, Jim (K) Notre Dame	1963	Sanford, Leo (C) Louisiana Tech	1958
Matte, Tom (RB) Ohio St.	1961-72	Saul, Bill (LB) Penn St.	1962-63
Matusak, Marv (B) Tulsa	1959-61	Schmiesing, Joe (DT-DE)	
Mauck, Carl (LB) So. Illinois	1969	New Mexico State	1973
Maxwell, Tom (B) Texas A&M	1969-70	Scott, Freddie (WR) Amherst	1974-76

Sharkey, Ed (G) Duke, Nevada	1953	Taliaferro, George (B) Indiana	1953-54
Shaw, George (QB) Oregon	1955-58	Taseff, Carl (B) John Carroll	1953-61
Sherer, Dave (E) SMU	1959	Taylor, David (T) Catawba	1973-76
Shields, Burrell (B) John Carroll	1955	Thomas, Jesse (B) Michigan St.	1955-57
Shields, Lebron (G) Tennessee	1960	Thompson, Don (DE) Richmond	1962-63
Shinners, John (G) Xavier	1972	Thompson, Ricky (WR) Baylor	1976
Shinnick, Don (LB) UCLA	1957-68	Thurston, Fred (G) Valparaiso	1958
Shiver, Sanders (LB) Carson-Newman	1976	Toth, Zollie (RB) LSU	1953-54
Shlapak, Boris (K) Michigan St.	1972	Troup, Bill (QB) S. Carolina	1974, 76
Shula, Don (DB) John Carroll	1953-56	Turner, Bake (E) Texas Tech.	1962
Simonini, Ed (LB) Texas A&M	1976	Unitas, John (QB) Louisville	1956-72
Simonson, Dave (T) Minnesota	1974	Van Duynes, Bob (G) Idaho	1974-76
Simpson, Jack (B) Florida	1958-60	Varty, Mike (LB) Northwestern	1975
Smith, Billy Ray (T) Arkansas	1961-70	Vessels, Billy (RB) Oklahoma	1958
Smith, Bubba (DE) Michigan St.	1967-71	Vogel, Bob (T) Ohio St.	1963-72
Smith, Ollie (WR) Tennessee State	1973-74	Volk, Rick (DB) Michigan	1967-75
Smith, Zeke (LB) Auburn	1960	Wallace, Jackie (S) Arizona	1975-76
Smolinski, Mark (B) Wyoming	1961-62	Ward, Jim (QB) Gettysburg	1967-69
Sommers, Mike (RB)		Welch, Jim (B) SMU	1960-67
Geo. Washington	1959-61	White, Bob (B) Stanford	1955
Speyrer, Cotton (WR) Texas	1972-74	White, Stan (LB) Ohio State	1972-76
Spinney, Art (G)		Williams, John (G) Minnesota	1969-71
Boston Coll.	1953-60	Williams, Steve (DT) Western Car.	1974
Stevens, Howard (RB) Louisville	1975-76	Wilson, Butch (E) Alabama	1963-67
Stone, Avatus (B) Syracuse	1958	Windauer, Bill (DT) Iowa	1973-74
Stonebreaker, Steve (LB)		Wingate, Elmer (E) Maryland	1953
Detroit	1964-66	Winkler, Jim (T) Texas A&M	1953
Strofolino, Mike (LB) Villanova	1965	Womble, Royce (RB)	
Stukes, Charles (DB) Md. St.	1967-72	N. Texas State	1954-57
Stynchula, Andy (T) Penn St.	1966-67	Wright, George (DT) Houston	1970-71
Sullivan, Dan (G, T)		Yohn, Dave (C) Gettysburg	1962
Boston College	1962-72	Young, Buddy (B) Illinois	1953-55
Szymanski, Dick (C, LB)		Young, Dick (B) Chattanooga	1955-56
Notre Dame	1955, 57-68		

COLT RECORD BOOK

COLT ATTENDANCE RECORDS

Largest Memorial Stadium Crowd—60,240 in 1970 for six games.
Smallest Memorial Stadium Crowd—19,893 vs. San Francisco,
Nov. 28, 1954.

Largest Road Crowd—100,202 at Los Angeles, Dec. 6, 1958.

Smallest Road Crowd—14,813 at Philadelphia (Shibe Park), Nov.
15, 1953.

Largest Regular Season Total Attendance—841,497 in 1973
(60,107 average).

Beginning against the Chicago Bears, Sept. 27, 1964 and ending in
an AFC playoff game with Cincinnati, Dec. 26, 1970, the Baltimore
Colts distributed tickets to all home games for 51 straight dates.

10 LARGEST CROWDS TO SEE THE COLTS PLAY

Attendance	Site	Results	Date
100,202	Los Angeles	Rams 30, Colts 28	Dec. 6, 1958
91,745*	Ann Arbor	Lions 23, Colts 20	Aug. 22, 1971
80,636	New Orleans	Colts 30, Saints 10	Oct. 19, 1969
80,628	Cleveland	Colts 34, Browns 0	Dec. 27, 1968
80,132	Cleveland	Colts 36, Browns 14	Oct. 14, 1962
80,047	Miami	Dolphins 44, Colts 0	Nov. 11, 1973
80,020	Buffalo	Bills 31, Colts 13	Oct. 14, 1973
80,010	Miami	Dolphins 16, Colts 0	Dec. 16, 1972
79,544	Cleveland	Browns 27, Colts 0	Dec. 27, 1964
79,542	Buffalo	Bills 6, Colts 0	Dec. 1, 1974

*Preseason game at University of Michigan.

COLT INDIVIDUAL RECORDS

National Football League records are indicated by an asterisk. Every attempt has been made to compile as complete a table of records as possible. Errors will be corrected if documented.

RUSHING

MOST YARDS GAINED

Game: 198, Norm Bulaich vs. N.Y. Jets, Sept. 19, 1971.
194, Alan Ameche vs. Chicago, Sept. 25, 1955.
185, Lenny Moore vs. Green Bay, Oct. 28, 1956.

Season: 1200, Lydell Mitchell, 1976.
1193, Lydell Mitchell, 1975.
963, Lydell Mitchell, 1973.
961, Alan Ameche, 1955.

Career: 5174, Lenny Moore, 1956-67.
4646, Tom Matte, 1961-72.
4328, Lydell Mitchell, 1972-76.
4045, Alan Ameche, 1955-60.

MOST RUSHING ATTEMPTS

Game: *40, Lydell Mitchell at N.Y. Jets, Oct. 20, 1974.

Season: 289, Lydell Mitchell, 1976.
289, Lydell Mitchell, 1975.
253, Lydell Mitchell, 1973.
235, Tom Matte, 1969.

Career: 1200, Tom Matte, 1961-72.
1090, Lydell Mitchell, 1972-76.
1069, Lenny Moore, 1956-67.
964, Alan Ameche, 1955-60.

BEST RUSHING AVERAGE PER ATTEMPT

- Season:** (minimum 80 attempts)
7.5, Lenny Moore, 1956.
7.3, Lenny Moore, 1958.
7.1, Lenny Moore, 1961.
- Career:** (minimum 500 attempts)
4.8, Lenny Moore, 1956-67.
4.2, Alan Ameche, 1955-60.
4.0, John Unitas, 1956-72.

MOST TOUCHDOWNS RUSHING

- Season:** 16, Lenny Moore, 1964.
11, Tom Matte, 1969.
11, Lydell Mitchell, 1975.
10, Don McCauley, 1975.
- Career:** 63, Lenny Moore, 1956-67.
45, Tom Matte, 1961-72.
40, Alan Ameche, 1955-60.

MOST 100-YARD GAMES

- Season:** 5, Lydell Mitchell, 1975.
- Career:** 13, Lydell Mitchell, 1972-76.
7, Alan Ameche, 1955-60.
5, Lenny Moore, 1956-67.

MOST CONSECUTIVE GAMES RUSHING FOR TOUCHDOWN

- *11, Lenny Moore, 1963-64.

LONGEST RUN FROM SCRIMMAGE

- 80t, Tom Matte vs. St. Louis, Oct. 12, 1964.
79t, Alan Ameche vs. Chicago Bears, Sept. 25, 1955.
79t, Lenny Moore vs. Green Bay, Oct. 28, 1956.

RECEIVING

MOST PASS RECEPTIONS

- Game:** 13, Lydell Mitchell vs. N.Y. Jets, Dec. 15, 1974.
12, Raymond Berry at Washington, Nov. 10, 1957.
12, Raymond Berry at N.Y. Giants, Dec. 28, 1958 (NFL championship game).
12, Lydell Mitchell vs. N.Y. Jets, Nov. 28, 1976.
- Season:** 75, Raymond Berry, 1961.
74, Raymond Berry, 1960.
72, Lydell Mitchell, 1974.
- Career:** 631, Raymond Berry, 1955-67.
363, Lenny Moore, 1956-67.
320, John Mackey, 1963-71.

MOST PASS RECEIVING YARDAGE

- Game:** 224, Raymond Berry at Washington, Nov. 10, 1957.
210, Roger Carr at N.Y. Jets, Oct. 24, 1976.
- Season:** 1298, Raymond Berry, 1960.
1112, Roger Carr, 1976.
974, Jimmy Orr, 1962.
959, Raymond Berry, 1959.
- Career:** 9275, Raymond Berry, 1955-67.
6039, Lenny Moore, 1956-67.
5859, Jimmy Orr, 1961-70.

BEST RECEPTION AVERAGE PER CATCH

- Season:** (minimum 25 receptions)
25.9, Roger Carr, 1976.
25.6, Jimmy Orr, 1968.
23.5, Glenn Doughty, 1973.
21.7, Jimmy Orr, 1964.
- Career:** (minimum 100 receptions)
23.37, Roger Carr, 1974-76.
19.3, Jimmy Orr, 1961-70.
16.64, Lenny Moore, 1956-67.
16.60, Jim Mutscheller, 1954-61.

MOST TOUCHDOWN RECEPTIONS

- Game:** 3, Jim Mutscheller vs. Green Bay at Milwaukee, Oct. 13, 1957.
3, Raymond Berry at Dallas, Oct. 30, 1960.
3, Raymond Berry vs. Green Bay, Nov. 16, 1960.
3, Jimmy Orr vs. Washington, Dec. 8, 1962.
3, Jimmy Orr vs. Los Angeles, Oct. 4, 1964.
3, Roger Carr vs. Cincinnati, Sept. 19, 1976.
- Season:** 14, Raymond Berry, 1959.
11, Jimmy Orr, 1962.
11, Roger Carr, 1976.
10, Raymond Berry, 1960.
10, Jimmy Orr, 1965.
- Career:** 68, Raymond Berry, 1955-67.
50, Jimmy Orr, 1961-70.
48, Lenny Moore, 1956-67.

LONGEST PASS RECEPTION

- 90t, Roger Carr from Bert Jones vs. N.Y. Jets, Nov. 16, 1975.
89t, John Mackey from John Unitas at Los Angeles, Oct. 30, 1966.
89t, Roger Carr from Bert Jones at Buffalo, Nov. 9, 1975.

PASSING

MOST YARDS PASSING

- Game:** 401, John Unitas vs. Atlanta, Sept. 17, 1967.
397, John Unitas vs. Cleveland, Nov. 1, 1959.
385, John Unitas vs. Minnesota, Dec. 16, 1962.
385, Bert Jones vs. N.Y. Jets, Dec. 15, 1974.
- Season:** 3481, John Unitas, 1963.
3428, John Unitas, 1967.
3104, Bert Jones, 1976.
3099, John Unitas, 1960.
- Career:** 39768, John Unitas, 1956-72.
7736, Bert Jones, 1973-76.
5666, Earl Morrall, 1968-71.

MOST 300-YARDS OR MORE PASSING GAMES

- *26, John Unitas, 1956-72.

MOST PASS ATTEMPTS

- Game:** 53, Bert Jones vs. N.Y. Jets, Dec. 15, 1974.
- Season:** 436, John Unitas, 1967.
420, John Unitas, 1961.
410, John Unitas, 1963.
- Career:** 5110, John Unitas, 1956-72.
1065, Bert Jones, 1973-76.
676, Earl Morrall, 1968-71.

MOST PASS COMPLETIONS

- Game:** 36, Bert Jones vs. N.Y. Jets, Dec. 15, 1974.
- Season:** 255, John Unitas, 1967.
237, John Unitas, 1963.
229, John Unitas, 1961.
- Career:** 2796, John Unitas, 1956-72.
596, Bert Jones, 1973-76.
363, Earl Morrall, 1968-71.

MOST CONSECUTIVE PASS COMPLETIONS

- *17, Bert Jones vs. N.Y. Jets, Dec. 15, 1974.

HIGHEST PASS COMPLETION PERCENTAGE

- Game:** 85%, John Unitas at Atlanta, Nov. 12, 1967.
- Season:** (minimum 140 attempts):
60.4, Bert Jones, 1976.
59.0, Bert Jones, 1975.
58.5, John Unitas, 1967.
58.2, John Unitas, 1965.
- Career:** (minimum 140 attempts per season):
56.0, Bert Jones, 1973-76.
54.7, John Unitas, 1956-72.
53.7, Earl Morrall, 1968-71.

MOST TOUCHDOWN PASSES

Game: 5, Gary Cuozzo at Minnesota, Nov. 14, 1965.

Season: 32, John Unitas, 1959.
26, Earl Morrall, 1968.
25, John Unitas, 1960.
24, Bert Jones, 1976.

Career: 287, John Unitas, 1956-72.
54, Bert Jones, 1973-76.
47, Earl Morrall, 1968-71.

MOST CONSECUTIVE GAMES THROWING TOUCHDOWN PASS

*47, John Unitas, 1956-60.

MOST PASSES HAD INTERCEPTED

Game: 5, Fred Enke at Green Bay, Oct. 18, 1953 (24 attempts).
5, Fred Enke at Detroit, Nov. 7, 1953 (15 attempts).
5, John Unitas vs. San Francisco, Nov. 26, 1960 (30 attempts).
5, John Unitas at Green Bay, Oct. 8, 1961 (24 attempts).
5, John Unitas at Detroit, Nov. 20, 1966 (19 attempts).

Season: 24, John Unitas 1960, 1961 and 1966.

Career: 246, John Unitas, 1956-72.

FEWEST INTERCEPTIONS, SEASON

(minimum 140 pass attempts)

6 John Unitas, 1964.
6, John Unitas, 1972.
6, Marty Domres, 1972.

LOWEST INTERCEPTION RATE

Season: 2.0, John Unitas, 1964.
2.3, Bert Jones, 1975.
2.6, Bert Jones, 1976.
2.7, John Unitas, 1958.

Career: 3.8, Bert Jones, 1973-76.
4.8, John Unitas, 1956-72.
5.4, Marty Domres, 1972-75.

HIGHEST AVERAGE PER PASS ATTEMPT

Season: 9.26, John Unitas, 1964.
9.18, Earl Morrall, 1968.
9.05, Bert Jones, 1976.
8.97, John Unitas, 1965.

Career: 8.38, Earl Morrall, 1968-71.
7.78, John Unitas, 1956-72.
7.26, Bert Jones, 1973-76.

HIGHEST PERCENTAGE OF TOUCHDOWNS THROWN

Season: (minimum 140 attempts):
8.7, John Unitas, 1959.
8.2, John Unitas, 1965.
8.0, John Unitas, 1957.

Career: 7.0 Earl Morrall, 1968-71.
5.6, John Unitas, 1956-72.
5.1, Bert Jones, 1973-76.

LONGEST PASS COMPLETION

90t, Bert Jones to Roger Carr vs. N.Y. Jets, Nov. 16, 1975.
89t, Bert Jones to Roger Carr at Buffalo, Nov. 9, 1975.
89t, John Unitas to John Mackey at Los Angeles, Oct. 30, 1966.

SCORING

MOST POINTS SCORED

Game: 24, Lenny Moore vs. Chicago Bears, Oct. 4, 1958.
24, Lenny Moore vs. Los Angeles, Oct. 16, 1960.
24, Lenny Moore vs. Minnesota, Oct. 1, 1961.
24, Lydell Mitchell vs. Buffalo, Oct. 12, 1975.

Season: 120, Lenny Moore, 1964.
109 Toni Linhart, 1976.
106, Lou Michaels, 1967.
104, Jim Martin, 1963.
104, Lou Michaels, 1964.

Career: 678, Lenny Moore, 1956-67.

586, Lou Michaels, 1964-69.
408, Raymond Berry, 1955-67.

MOST TOUCHDOWNS

Game: 4, Lenny Moore vs. Chicago Bears, Oct. 4, 1958.
4, Lenny Moore vs. Los Angeles, Oct. 16, 1960.
4, Lenny Moore vs. Minnesota, Oct. 1, 1961.
4, Lydell Mitchell vs. Buffalo, Oct. 12, 1975.

Season: 20, Lenny Moore, 1964.
15, Lenny Moore, 1961.
15, Lydell Mitchell, 1975.

Career: 113, Lenny Moore, 1956-67 (includes one fumble recovery).
68, Raymond Berry, 1955-67.
57, Tom Matte, 1961-72.

MOST POINTS AFTER TOUCHDOWN

Game: 8, Tom Fearmster vs. Los Angeles, Nov. 25, 1956.
8, Steve Myhra vs. Green Bay, Nov. 2, 1958.

Season: 53, Lou Michaels, 1964.
51, Toni Linhart, 1975.
50, Steve Myhra, 1959.

Career: 263, Lou Michaels, 1964-69.
180, Steve Myhra, 1957-61.
122, Toni Linhart, 1974-76.

MOST POINT AFTER TOUCHDOWN ATTEMPTS

Game: 8, Tom Fearmster vs. Los Angeles, Nov. 25, 1956.
8, Steve Myhra vs. Green Bay, Nov. 2, 1958.

Season: 54, Lou Michaels, 1964.
52, Steve Myhra, 1958.
52, Toni Linhart, 1975.

Career: 270, Lou Michaels, 1964-69.
190, Steve Myhra, 1957-61.
125, Toni Linhart, 1974-76.

HIGHEST CAREER COMPLETION PERCENTAGE OF PATS

(minimum 50 attempts)
97.6, Toni Linhart, 1974-76.
97.4, Lou Michaels, 1964-69.
97.0, Jim O'Brien, 1970-72.

MOST CONSECUTIVE POINTS AFTER TOUCHDOWN

103, Lou Michaels, 1964-66.

MOST FIELD GOALS

Game: 5, Lou Michaels vs. San Francisco, Sept. 25, 1966.

Season: 24, Jim Martin, 1963.
21, Steve Myhra, 1961.
21, Lou Michaels, 1966.
20, Toni Linhart, 1976.

Career: 107, Lou Michaels, 1964-69.
52, Jim O'Brien, 1970-72.
44, Steve Myhra, 1957-61.
42, Toni Linhart, 1974-76.

MOST FIELD GOAL ATTEMPTS

Season: 39, Steve Myhra, 1961.
39, Jim Martin, 1963.
39, Lou Michaels, 1966.
37, Lou Michaels, 19677.

Career: 198, Lou Michaels, 1964-69.
94, Jim O'Brien, 1970-72.
91, Steve Myhra, 1957-61.

HIGHEST CAREER FIELD GOAL COMPLETION PERCENTAGE

(minimum 30 attempts)
64.6, Toni Linhart, 1974-76.
55.3, Jim O'Brien, 1970-72.
54.0, Lou Michaels, 1964-69.

HIGHEST SINGLE GAME COMPLETION PERCENTAGE

(minimum 5 attempts)
100.0, Lou Michaels vs. San Francisco, Sept. 25, 1966 (5 of 5).

LONGEST FIELD GOAL

56, Bert Rechichar vs. Chicago Bears, Sept. 27, 1953.

MOST CONSECUTIVE FIELD GOALS

10, Jim O'Brien, 1971 (1st through 4th games).
 10, Lou Michaels, 1967 (11th through 13th games).
 9, George Hunt, 1973 (4th through 8th games).

MOST CONSECUTIVE GAMES SCORING

58, Lou Michaels, 13th game of 1965 through 14th game of 1966.

MOST CONSECUTIVE GAMES SCORING A TOUCHDOWN

*18, Lenny Moore, 1963-65.

PUNTING**MOST PUNTS**

Game: 11, Cotton Davidson at Chicago Bears, Oct. 10, 1954.
 11, Joe Don Looney at San Francisco, Nov. 29, 1964.
 11, David Lee at Miami, Nov. 11, 1973.
 11, David Lee at New England, Oct. 19, 1975.

Season: 86, David Lee, 1975.
 72, Cotton Davidson, 1954.
 71, David Lee, 1974.

Career: 664, David Lee, 1966-76.
 232, Tom Gilburg, 1961-65.
 119, Cotton Davidson, 1954, 57.

MOST YARDS PUNTING

Season: 3402, David Lee, 1975.
 2819, David Lee, 1970.
 2634, David Lee, 1974.

Career: 27364, David Lee, 1966-76.
 9607, Tom Gilburg, 1961-65.
 3727, Ray Brown, 1958-60.

HIGHEST PUNTING AVERAGE

Season: 45.6, David Lee, 1966.
 45.3, David Lee, 1969.
 44.7, David Lee, 1970.

Career: 41.4, Tom Gilburg, 1961-65.
 41.2, David Lee, 1966-76.
 39.2, Ray Brown, 1958-60.

LONGEST PUNT

76, David Lee at N.Y. Giants, Oct. 17, 1971.

MOST PUNTS BLOCKED

Season: 2, David Lee, 1973.
Career: 7, David Lee, 1966-75.

INTERCEPTIONS**MOST INTERCEPTIONS**

Game: 3, Bert Rechichar vs. Chicago Bears, Sept. 27, 1953.
 3, Tom Keane at Philadelphia, Nov. 15, 1953.
 3, Gary Glick at Washington, Nov. 26, 1961.
 3, Jerry Logan, at N.Y. Jets, Oct. 18, 1970.
 3, Jackie Wallace at New England, Sept. 12, 1976.

Season: 11, Tom Keane, 1953.
 10, Milt Davis, 1957.
 9, Bob Boyd, 1964.
 9, Bob Boyd, 1965.

Career: 57, Bob Boyd, 1960-68.
 37, Don Shinnick, 1957-68.
 34, Jerry Logan, 1963-72.

MOST INTERCEPTION RETURN YARDAGE

Game: 121, Milt Davis at Chicago Bears, Nov. 17, 1957 (2 interceptions).
Season: 219, Milt Davis, 1957.
 199, Andy Nelson, 1958.

185, Bob Boyd, 1964.

Career: 994, Bob Boyd, 1960-68.
518, Rick Volk, 1967-75.
410, Milt Davis, 1957-60.

HIGHEST INTERCEPTION RETURN AVERAGE

Season: (minimum 4 interceptions)
31.5, Jackie Wallace, 1975.
25.7, Rick Volk, 1968.
24.9, Andy Nelson, 1958.

Career: (minimum 25 interceptions)
17.4, Bob Boyd, 1960-68.
16.7, Rick Volk, 1967-75.
15.2, Milt Davis, 1957-60.

MOST INTERCEPTIONS RETURNED FOR TOUCHDOWNS

Season: 2, Milt Davis, 1957.
2, Jerry Logan, 1965.
2, Jerry Logan, 1970.
2, Jackie Wallace, 1975.

Career: 5, Jerry Logan, 1963-72.
4, Bob Boyd, 1960-68.
3, Andy Nelson, 1957-63.
3, Milt Davis, 1957-60.

LONGEST INTERCEPTION RETURN

94t, Rick Volk at Chicago, Oct. 8, 1967.

KICKOFF RETURNS

MOST KICKOFF RETURNS

Game: 6, Bruce Laird vs. N.Y. Jets, Sept. 24, 1972.

Season: 31, Preston Pearson, 1969.
31, Bruce Laird, 1975.
30, Howard Stevens, 1976.
29, Bruce Laird, 1972.

Career: 110, Bruce Laird, 1972-76.
62, Tom Matte, 1961-72.
49, Lenny Moore, 1956-67.

MOST KICKOFF RETURN YARDAGE

Game: 202, Lenny Lyles at San Francisco, Dec. 18, 1960.

Season: 843, Bruce Laird, 1972.
799, Bruce Laird, 1975.
707, Jim Duncan, 1970.

Career: 2831, Bruce Laird, 1972-76.
1369, Jim Duncan, 1969-71.
1367, Tom Matte, 1961-72.

BEST KICKOFF RETURN YARDAGE AVERAGE

Season: (minimum 14 returns)
35.4, Jim Duncan, 1970.
35.1, Preston Pearson, 1968.
30.7, Alvin Haymond, 1965.

Career: (minimum 30 returns)
32.5, Jim Duncan, 1969-71.
27.9, Jim Sample, 1958-60.
27.5, Buddy Young, 1953-55.

MOST KICKOFF RETURN TOUCHDOWNS

Season: 2, Lenny Lyles, 1958.
2, Preston Pearson, 1968.

Career: 2, Preston Pearson, 1967-68.
2, Jim Duncan, 1969-71.
2, Lenny Lyles, 1958, 61-69.

LONGEST KICKOFF RETURN

104t, Buddy Young at Philadelphia, Nov. 15, 1953.

PUNT RETURNS

MOST PUNT RETURNS

Game: 8, Howard Stevens vs. Tampa Bay, Oct. 3, 1976.
7, Alvin Haymond vs. Detroit, Oct. 10, 1965.
7, Alvin Haymond vs. Los Angeles, Nov. 27, 1966.

Season: 41, Alvin Haymond, 1965.
40, Alvin Haymond, 1966.
39, Howard Stevens, 1976.
36, Howard Stevens, 1975.

Career: 112, Carl Taseff, 1953-61.
108, Alvin Haymond, 1964-67.
84, Rick Volk, 1967-75.

MOST PUNT RETURN YARDAGE

Game: 148, Carl Taseff vs. Green Bay at Milwaukee, Oct. 14, 1956.

Season: 403, Alvin Haymond, 1965.
396, Howard Stevens, 1975.
347, Alvin Haymond, 1966.

Career: 911, Alvin Haymond, 1964-67.
826, Carl Taseff, 1953-61.
711, Howard Stevens, 1975-76.

HIGHEST PUNT RETURN AVERAGE

Season: (minimum 14 returns)
12.6, Wendell Harris, 1964.
11.8, Ron Gardin, 1970.
11.0, Howard Stevens, 1975.

Career: (minimum 30 returns):
13.5, Ron Gardin, 1970.
9.5, Howard Stevens, 1975-76.
9.2, Jerry Logan, 1963-72

MOST PUNT RETURNS FOR TOUCHDOWNS

Season: 1, Carl Taseff, 1953.
1, Carl Taseff, 1956.
1, Jerry Logan, 1967.
1, Ron Gardin, 1970.

Career: 2, Carl Taseff, 1953-62.

LONGEST PUNT RETURN

90t, Carl Taseff vs. Green Bay at Milwaukee, Oct. 14, 1956.

MOST FAIR CATCHES

Season: 20, Ron Gardin, 1970.
20, Rick Volk, 1971.
11, Bruce Laird, 1972.

Career: 55, Rick Volk, 1967-75.
22, Alvin Haymond, 1964-67.
20, Ron Gardin, 1970.

FUMBLES

MOST FUMBLE RECOVERIES

Season: 6, Barney Poole, 1953.
6, Stan White, 1973.

LONGEST FUMBLE RETURN

64t, Stan White vs. Buffalo, Dec. 12, 1976.

OTHER MARKS

LONGEST BLOCKED FIELD GOAL RETURN

99t, Carl Taseff at Los Angeles, Dec. 12, 1959.

MOST FIELD GOALS BLOCKED

4, Bubba Smith, 1971.

MOST CONSECUTIVE GAMES PLAYED

155, Jerry Logan, 1963-72.
139, Jim Parker, 1957 to 2nd game of 1967.
138, Alex Sandusky, 1957-66.

COLT TEAM RECORDS

NET YARDS

TOTAL NET YARDS GAINED

Game: 595 at Atlanta, Nov. 12, 1967.

Season: 5236, 1976.

FEWEST NET YARDS

Game: 69 vs. Detroit, Nov. 6, 1954.

Season: 2716, 1953.

RUSHING

MOST RUSHING YARDAGE

Game: 318 vs. Green Bay, Oct. 28, 1956.

Season: 2309³, 1976.

LOWEST RUSHING YARDAGE

Game: 19 vs. Los Angeles, Sept. 26, 1954.

Season: 1289, 1960.

PASSING

MOST NET PASSING YARDAGE

Game: 451 vs. Minnesota, Dec. 16, 1962.

Season: 3363, 1967.

LOWEST NET YARDS PASSING

Game: 1 vs. Buffalo, Oct. 13, 1974.

Season: 1257, 1953.

MOST PASS ATTEMPTS

Game: 54 vs. N.Y. Jets, Dec. 15, 1974.

Season: 457, 1967.

FEWEST PASS ATTEMPTS

Game: 7 at Los Angeles, Dec. 18, 1965.

Season: 266, 1955.

MOST PASS COMPLETIONS

Game: 36 vs. N.Y. Jets, Dec. 15, 1974.

Season: 265, 1967.

FEWEST PASS COMPLETIONS

Game: 3 at Los Angeles, Dec. 18, 1965.

Season: 126, 1953.

BEST COMPLETION PERCENTAGE

Season: 59.6, 1975.

59.6, 1976.

LOWEST COMPLETION PERCENTAGE

Season: 39.5, 1953.

MOST TOUCHDOWN PASSES

Game: 5 at Minnesota, Nov. 14, 1965.

Season: 33, 1954.

MOST PASSES INTERCEPTED

Game: 8 vs. N.Y. Jets, Sept. 23, 1973.

Season: 29, 1961.

FEWEST PASSES INTERCEPTED

Season: 8, 1975.

SCORING

MOST POINTS SCORED

Half: 42 vs. Los Angeles, Nov. 25, 1956.

Game: 58 vs. Buffalo, Dec. 12, 1976.

Season: 428, 1964.

MOST POINTS SCORED BY BOTH TEAMS

Game: 89, Baltimore (51) vs. Chicago Bears (38), Oct. 4, 1958.

FEWEST POINTS SCORED

Season: 131, 1954.

MOST TOUCHDOWNS

Game: 8 vs. Los Angeles, Nov. 25, 1956.

8 vs. Green Bay, Nov. 2, 1958.

Season: 54, 1964.

MOST TOUCHDOWNS PASSING

Game: 5 vs. Green Bay, Nov. 2, 1958.

5 at Dallas, Oct. 30, 1960.

5 vs. Minnesota, Dec. 16, 1962.

5 at Minnesota, Nov. 14, 1965.

5 vs. Detroit, Oct. 16, 1966.

Season: 33, 1959.

MOST TOUCHDOWNS RUSHING

Game: 5 at Buffalo, Oct. 10, 1971.

Season: 29, 1964.

MOST POINTS AFTER TOUCHDOWN

Game: 8 vs. Los Angeles, Nov. 25, 1956.

8 vs. Green Bay, Nov. 2, 1958.

Season: 53, 1964.

MOST FIELD GOALS

Game: 5 at Los Angeles, Dec. 4, 1954.

5 vs. San Francisco, Sept. 25, 1966.

Season: 24, 1963.

GREATEST MARGIN OF VICTORY

56-0 vs. Green Bay, Nov. 2, 1958.

MOST CONSECUTIVE GAMES SCORING

104, from Oct. 24, 1954 vs. Green Bay through Nov. 18, 1962 vs. Green Bay.

FIRST DOWNS

MOST FIRST DOWNS

Game: 33 vs. N.Y. Jets, Dec. 15, 1974.

Season: 301, 1976.

FEWEST FIRST DOWNS

Game: 4 at Miami, Nov. 11, 1973.

Season: 141, 1953.

INTERCEPTIONS

MOST PASS INTERCEPTIONS

Game: 7 vs. Chicago Bears, Oct. 2, 1960.

Season: 40, 1959.

FEWEST PASS INTERCEPTIONS

Season: 10, 1974.

MOST INTERCEPTION RETURN YARDAGE

Game: 144 vs. Green Bay, Nov. 2, 1958 (five interceptions).

Season: 577, 1959.

BEST INTERCEPTION PERCENTAGE

Season: 11.4, 1959.

PUNTING

MOST PUNTS

Game: 11 at Chicago Bears, Oct. 10, 1954.
11 at San Francisco, Nov. 29, 1964.
11 at Miami, Nov. 11, 1973.
11 at New England, Oct. 19, 1975.

Season: 86, 1975.

FEWEST PUNTS

Game: 0 vs. Cleveland, Nov. 1, 1959.
0 vs. Detroit, Nov. 19, 1967.
0 at San Diego, Nov. 7, 1976.

Season: 42, 1961.

MOST FAIR CATCHES

Season: 34, 1971.

PENALTIES

MOST PENALTIES

Game: 13 vs. Chicago Bears, Oct. 29, 1961.

Season: 90, 1976.

FEWEST PENALTIES

Game: 0 vs. Green Bay at Milwaukee, Sept. 10, 1966.

Season: 51, 1960.

MOST PENALTY YARDS

Game: 124 vs. Tampa Bay, Oct. 3, 1976.

Season: 823, 1963.

FEWEST PENALTY YARDS

Game: 0 vs. Green Bay at Milwaukee, Sept. 10, 1966.

Season: 483, 1973.

DEFENSIVE RECORDS

FEWEST POINTS ALLOWED

Game: 0, 17 games

Season: 140, 1971.

MOST SHUTOUTS, SEASON

3, 1968

3, 1971

MOST POINTS ALLOWED

Half: 37, vs. Chicago Bears, Nov. 25, 1962.

Game: 58 at Chicago Bears, Oct. 21, 1956.

Season: 350, 1953.

FEWEST YARDS ALLOWED—TOTAL OFFENSE

Game: 59 at Buffalo, Oct. 10, 1971.

Season: 2852, 1971.

MOST YARDS ALLOWED—TOTAL OFFENSE

Game: 597 at San Francisco, Dec. 13, 1953.

Season: 4634, 1969.

FEWEST YARDS ALLOWED RUSHING

Game: 4 at Buffalo, Oct. 10, 1971.

Season: 1113, 1971.

MOST YARDS ALLOWED RUSHING

Game: 315 at Miami, Nov. 11, 1973.

Season: 2315, 1953.

FEWEST YARDS ALLOWED PASSING (NET)

Game: 13 vs. Tampa Bay, Oct. 3, 1976.

Season: 1726, 1960.

MOST YARDS ALLOWED PASSING (NET)

Game: 490 vs. N.Y. Jets, Sept. 24, 1972.

Season: 2552, 1965.

MOST QUARTERBACK SACKS

Game: 8 at N.Y. Giants, Dec. 7, 1975.

8 vs. Tampa Bay, Oct. 3, 1976.

Season: 59, 1975.

MOST YARDS LOST BY OPPONENT'S PASSER

Season: 496, 1975.

FEWEST FIELD GOALS ALLOWED

Season: 5, 1971.

GREATEST MARGIN OF DEFEAT

57 vs. Chicago Bears (57), Colts (0), Nov. 25, 1962.

FUMBLES

MOST FUMBLES

Game: 5, 11 games.

Season: 35, 1963.

FEWEST FUMBLES

Season: 16, 1973.

MOST OPPONENT FUMBLES RECOVERED

Game: 5 vs. Los Angeles, Nov. 23, 1958.

Season: 27, 1953.

FEWEST FUMBLES RECOVERED (OWN & OPPONENTS)

Season: *13, 1967.

WINNING AND LOSING STREAKS

LONGEST WINNING STREAK

11 games, Sept. 20 at Green Bay through Nov. 11, 1964 at San Francisco.

LONGEST UNDEFEATED STREAK

14 games, Dec. 18, 1966 at San Francisco through Dec. 10, 1967 vs. New Orleans.

LONGEST LOSING STREAK

7 games, last seven games of 1953

7 games, third through ninth games of 1954

MOST WINS IN A SEASON

15, 1968 (including post-season)

13, 1968 (regular season only)

TOP CAREER PERFORMANCES

RUSHING YARDAGE

	Yardage	Player	Attempts	Avg.	Long	TD	Seasons
1.	5174	Lenny Moore	1069	4.8	79t	63	1956-67
2.	4646	Tom Matte	1200	3.9	80t	45	1961-72
3.	4328	Lydell Mitchell	1090	4.0	50	24	1972-76
4.	4045	Alan Ameche	964	4.2	79t	40	1955-60
5.	2668	Jerry Hill	706	3.8	50	22	1961, 63-70
6.	1948	Don McCauley	539	3.6	25	25	1971-76
7.	1777	John Unitas	450	4.0	34	13	1956-72
8.	1769	Tony Lorick	439	4.0	60	14	1964-67
9.	1339	L. G. Dupre	356	3.8	60	8	1955-59
10.	1276	Norm Bulaich	318	4.0	67t	12	1970-72

PASS RECEPTIONS

	No.	Player	Yardage	Avg.	Long	TD	Seasons
1.	631	Raymond Berry	9275	14.7	70t	68	1955-67
2.	363	Lenny Moore	6039	16.6	82t	48	1956-67
3.	320	John Mackey	5126	16.0	89t	38	1963-71
4.	303	Jimmy Orr	5859	19.3	84	50	1961-70
5.	249	Tom Matte	2869	11.5	88t	12	1961-72
6.	227	Lydell Mitchell	1903	8.4	40t	10	1972-76
7.	219	Jim Mutscheller	3635	16.6	66t	40	1954-61
8.	188	Willie Richardson	2883	15.3	79t	24	1963-69,71
9.	133	Tom Mitchell	1786	13.4	51t	19	1968-73
10.	131	Glenn Doughty	2212	16.9	66t	15	1972-76

PASSING YARDAGE

	Yardage	Player	Comple- tions/ Attempts	Pct.	Int.	TD	Seasons
1.	39768	John Unitas	2796-5110	54.7	246	287	1956-72
2.	7736	Bert Jones	569-1065	56.0	41	54	1973-76
3.	5666	Earl Morrall	363-676	53.7	40	47	1968-71
4.	3471	Marty Domres	293-576	50.9	31	21	1972-75
5.	2820	George Shaw	210-410	51.2	31	21	1955-58
6.	1783	Gary Kerkorian	134-248	54.0	17	11	1954-56, 58
7.	1391	Gary Cuozzo	105-208	50.5	9	13	1963-66
8.	1171	Fred Enke	88-196	44.9	18	8	1953-54

RECEIVING YARDAGE

	Yardage	Player	Recep- tions	Avg.	Long	TD	Seasons
1.	9275	Raymond Berry	631	14.7	70t	68	1955-67
2.	6039	Lenny Moore	363	16.6	82t	48	1956-67
3.	5859	Jimmy Orr	303	19.3	84	50	1961-70
4.	5126	John Mackey	320	16.0	89t	38	1963-71
5.	3635	Jim Mutscheller	219	16.6	66t	40	1954-61
6.	2883	Willie Richardson	188	15.3	79t	24	1963-69,71
7.	2869	Tom Matte	249	11.5	88t	12	1961-72
8.	2212	Glenn Doughty	131	16.9	66t	15	1972-76
9.	1903	Lydell Mitchell	227	8.4	40t	10	1972-76
10.	1786	Tom Mitchell	133	13.4	51t	19	1968-73

SCORING

	Points	Player	TDR	TDP	TDrt	FG	PAT	Seasons
1.	678	Lenny Moore	63	48	2	0	0	1956-67
2.	586*	Lou Michaels	0	0	0	107	263	1964-69
3.	408	Raymond Berry	0	68	0	0	0	1955-67
4.	342	Tom Matte	45	12	0	0	0	1961-72
5.	312	Steve Myhra	0	0	0	44	180	1957-61
6.	300	Jimmy Orr	50	0	0	0	0	1961-70
7.	264	Alan Ameche	40	4	0	0	0	1955-60
8.	263	Jim O'Brien	0	2	0	52	95	1970-72
9.	248	Toni Linhart	0	0	0	42	122	1974-76
10.	240	Jim Mutscheller	40	0	0	0	0	1954-61

*Includes one safety

INTERCEPTIONS

	No.	Player	Yards	Avg.	Long	TD	Seasons
1.	57	Bob Boyd	994	17.4	74	4	1960-68
2.	37	Don Shinnick	255	6.9	23	0	1957-68
3.	34	Jerry Logan	397	11.7	38t	5	1963-72
4.	32	Andy Nelson	365	11.4	69	3	1957-63
5.	31	Rick Volk	518	16.7	94t	1	1967-75
6.	27	Milt Davis	410	15.2	75t	3	1957-60
7.	24	Bert Rechichar	296	12.3	42	1	1953-59
8.	21	Bill Pellington	248	11.8	30t	1	1953-64
9.	21	Mike Curtis	227	10.8	38t	2	1965-75
10.	20	Charlie Stukes	249	12.5	60t	1	1967-72

TOP SEASONAL PERFORMANCES

RUSHING YARDAGE

	Yardage	Player	Attempts	Season
1.	1200	Lydell Mitchell	289	1976
2.	1193	Lydell Mitchell	289	1975
3.	963	Lydell Mitchell	253	1973
4.	961	Alan Ameche	213	1955
5.	909	Tom Matte	235	1969
6.	858	Alan Ameche	178	1956
7.	791	Alan Ameche	171	1958
8.	757	Lydell Mitchell	214	1974
9.	741	Norm Bulaich	152	1971
10.	679	Alan Ameche	178	1959
11.	675	Joe Perry	168	1961
12.	675	Don McCauley	178	1972

PASS RECEPTIONS

	Receptions	Player	Yardage	Season
1.	75	Raymond Berry	873	1961
2.	74	Raymond Berry	1298	1960
3.	72	Lydell Mitchell	544	1974
4.	66	Raymond Berry	959	1959
5.	63	Willie Richardson	860	1967
6.	60	Lydell Mitchell	555	1976
7.	60	Lydell Mitchell	544	1975
8.	58	Raymond Berry	739	1965
9.	56	Raymond Berry	794	1958
10.	56	Raymond Berry	786	1966

RECEIVING YARDAGE

	Yardage	Player	Receptions	Season
1.	1298	Raymond Berry	74	1960
2.	1112	Roger Carr	43	1976
3.	974	Jimmy Orr	55	1962
4.	959	Raymond Berry	66	1959
5.	938	Lenny Moore	50	1958
6.	936	Lenny Moore	45	1960
7.	873	Raymond Berry	75	1961
8.	867	Jimmy Orr	40	1964
9.	860	Willie Richardson	63	1967
10.	847	Jimmy Orr	45	1965

PASSING YARDAGE

	Yardage	Player	Completions/ Attempts	Pct.	Int.	TD	Season
1.	3481	John Unitas	237-410	57.8	12	20	1963
2.	3428	John Unitas	255-436	58.5	16	20	1967
3.	3104	Bert Jones	207-343	60.4	9	24	1976
4.	3099	John Unitas	190-378	50.3	24	25	1960
5.	2990	John Unitas	229-420	54.5	24	16	1961
6.	2967	John Unitas	222-389	57.1	23	23	1962
7.	2909	Earl Morrall	182-317	57.4	17	26	1968
8.	2899	John Unitas	193-367	52.6	14	32	1959
9.	2824	John Unitas	158-305	51.8	6	19	1964
10.	2748	John Unitas	195-348	56.0	24	23	1966

SCORING

	Points	Player	TD	FG	PAT	Other	Season
1.	120	Lenny Moore	20	0	0	0	1964
2.	109	Toni Linhart	0	20	49	0	1976
3.	106	Lou Michaels	0	20	46	0	1967
4.	104	Jim Martin	0	24	32	0	1963
5.	104	Lou Michaels	0	17	53	0	1964
6.	102	Lou Michaels	0	18	48	0	1968

7.	101	Lou Michaels	0	17	48	Safety	1965
8.	98	Lou Michaels	0	21	35	0	1966
9.	96	Steve Myhra	0	21	33	0	1961
10.	95	Jim O'Brien	0	20	35	0	1971

PUNTING AVERAGE

	Average	Player	No.	Yards	Long	Blk	Season
1.	45.6	David Lee	49	2233	64	1	1966
2.	45.3	David Lee	57	2580	66	0	1969
3.	44.7	David Lee	63	2820	62	1	1970
4.	43.0	Tom Gilburg	42	1804	61	0	1961
5.	42.4	Joe Don Looney	32	1358	64	0	1964
6.	42.3	David Lee	49	2079	68	0	1967
7.	42.1	David Lee	57	2400	60	1	1972
8.	41.8	Dave Sherer	51	2132	60	0	1959
9.	41.8	Tom Gilburg	57	2384	62	0	1962
10.	41.8	Tom Gilburg	52	2173	64	0	1963

INTERCEPTIONS

	No.	Player	Yards	Avg.	Long	TD	Season
1.	11	Tom Keane	118	10.7	35	0	1953
2.	10	Milt Davis	219	21.9	75	2	1957
3.	9	Bob Boyd	185	20.6	47	0	1964
4.	9	Bob Boyd	78	8.7	24	1	1965
5.	8	Andy Nelson	199	24.9	69	1	1958
6.	8	Ray Brown	149	18.6	30	0	1958
7.	8	Bob Boyd	160	20.0	49	1	1968
8.	8	Charlie Stukes	95	11.9	40	0	1971
9.	8	Stan White	135	16.9	32	1	1975
10.	7	Many tied with seven.					

TOP SINGLE GAME PERFORMANCES

100-YARD RUSHING GAMES

	Yard- age	At- tempts	Player	Opponent	Date
1.	198	22	Norm Bulaich	New York Jets	Sept. 19, 1971
2.	194	21	Alan Ameche	Chicago Bears	Sept. 25, 1955
3.	185	13	Lenny Moore	Green Bay Packers	Oct. 28, 1956
4.	178	26	Lydell Mitchell	Kansas City Chiefs	Nov. 30, 1975
5.	162	20	Alan Ameche	Los Angeles Rams	Nov. 25, 1956
6.	156	40*	Lydell Mitchell	New York Jets	Oct. 20, 1974
7.	153	21	Alan Ameche	Detroit Lions	Oct. 1, 1955
8.	151	33	Lydell Mitchell	Atlanta Falcons	Nov. 17, 1974
9.	142	26	Alan Ameche	Chicago Bears	Nov. 16, 1958
10.	142	34	Lydell Mitchell	New England Patriots	Dec. 16, 1973
11.	136	16	George Taliaferro	Los Angeles Rams	Nov. 22, 1953
12.	136	12	Lenny Moore	Detroit Lions	Oct. 19, 1958
13.	136	28	Lydell Mitchell	Houston	Nov. 1, 1976
14.	133	22	Lydell Mitchell	New Orleans Saints	Sept. 30, 1973
15.	126	14	Tony Lorick	Chicago Bears	Nov. 8, 1964
16.	122	15	Carl Taseff	Green Bay Packers	Nov. 13, 1954
17.	120	11	Lenny Moore	Cleveland Browns	Nov. 11, 1956
18.	120	25	Alan Ameche	San Francisco 49ers	Nov. 22, 1959
19.	120	13	Tom Matte	Los Angeles Rams	Dec. 15, 1963
20.	119	23	Lydell Mitchell	New York Giants	Dec. 7, 1975
21.	118	9	Lenny Moore	Los Angeles Rams	Oct. 16, 1960
22.	117	19	John Huzvar	Detroit Lions	Nov. 7, 1953
23.	117	22	Alan Ameche	Green Bay Packers	Oct. 29, 1955
24.	117	21	Tom Matte	Washington Redskins	Nov. 2, 1969
25.	116	11	Tom Matte	New York Jets**	Jan. 12, 1969
26.	116	25	Norm Bulaich	Cincinnati Bengals***	Dec. 26, 1970
27.	115	27	Lydell Mitchell	Dallas	Sept. 26, 1976
28.	114	8	Lenny Moore	San Francisco 49ers	Nov. 30, 1958
29.	112	26	Don McCauley	New York Jets	Oct. 22, 1972
30.	112	27	Lydell Mitchell	Buffalo Bills	Nov. 9, 1975
31.	110	17	Tom Matte	Detroit Lions	Nov. 19, 1967
32.	109	20	Don McCauley	New Orleans Saints	Sept. 30, 1973
33.	108	18	Alan Ameche	Cleveland Browns	Nov. 11, 1956

34.	108	15	Norm Bulaich	New York Giants	Oct. 17, 1971
35.	107	19	Lydell Mitchell	Buffalo Bills	Oct. 12, 1975
36.	106	26	Lydell Mitchell	Miami Dolphins	Nov. 23, 1975
37.	106	27	Lydell Mitchell	Cincinnati	Sept. 19, 1976
38.	104	35	Lydell Mitchell	Miami Dolphins	Dec. 9, 1973

*NFL Record **Super Bowl III ***AFC Playoff

Career 100-Yard Games—Mitchell, 13; Ameche, 7; Moore, 5; Matte, 4; Bulaich, 3; McCauley, 2; Huzvar, Lorick, Taseff & Taliaferro, 1.

PASS RECEPTIONS

	Recep- tions	Yard- age	Player	Opponent	Date
1.	13	82	Lydell Mitchell	New York Jets	Dec. 15, 1974
2.	12	224	Raymond Berry	Washington Redskins	Nov. 10, 1957
3.	12	178	Raymond Berry	New York Giants*	Dec. 28, 1958
4.	12	64	Lydell Mitchell	New York Jets	Nov. 28, 1976
5.	11	156	Raymond Berry	Cleveland Browns	Nov. 1, 1959
6.	11	186	Raymond Berry	Detroit Lions	Oct. 23, 1960
7.	11	184	Willie Richardson	Philadelphia Eagles	Sept. 24, 1967
8.	11	190	Eddie Hinton	Kansas City Chiefs	Sept. 28, 1970
9.	11	90	Lydell Mitchell	Denver Broncos	Nov. 10, 1974
10.	10	149	Raymond Berry	Detroit Lions	Sept. 28, 1958
11.	10	137	Raymond Berry	Green Bay Packers	Nov. 6, 1960
12.	10	117	Raymond Berry	Detroit Lions	Dec. 4, 1960
13.	10	125	Raymond Berry	Green Bay Packers	Dec. 12, 1965
14.	10	117	Raymond Berry	Green Bay Packers	Oct. 25, 1969

*NFL Championship

PASSING YARDAGE

	Yard- age	Comple- tions/ Attempts	Player	Opponent	Date
1.	401	22-32	John Unitas	Atlanta Falcons	Sept. 17, 1967
2.	397	23-41	John Unitas	Cleveland Browns	Nov. 1, 1959
3.	385	19-34	John Unitas	Minnesota Vikings	Dec. 16, 1962
4.	385	36-53	Bert Jones	New York Jets	Dec. 15, 1974
5.	376	17-24	John Unitas	Detroit Lions	Nov. 10, 1963
6.	376	33-44	John Unitas	New York Jets	Sept. 24, 1972
7.	370	17-20	John Unitas	Atlanta Falcons	Nov. 12, 1967
8.	367	25-36	John Unitas	Washington Redskins	Dec. 8, 1962
9.	357	22-40	John Unitas	Detroit Lions	Dec. 4, 1960
10.	356	16-30	John Unitas	San Francisco 49ers	Nov. 27, 1960

YEAR-BY-YEAR LEADERS

SCORING

		TD	PAT	FG	TP
1953	Bert Rechichar	3	0-0	5-12	33
1954	Gary Kerkorian	1	11-12	5-10	32
1955	Bert Rechichar	0	25-26	10-24	55
1956	Lenny Moore	9	0-0	0-0	54
1957	Lenny Moore	11	0-0	0-0	66
1958	Lenny Moore	14	0-0	0-0	84
1959	Raymond Berry	14	0-0	0-0	84
1960	Lenny Moore	13	0-0	0-0	78
1961	Steve Myhra	0	33-34	21-39	96
1962	Dick Bielski	2	25-28	11-25	70
1963	Jim Martin	0	32-35	24-39	104
1964	Lenny Moore	20	0-0	0-0	120
1965	Lou Michaels	0	48-48	17-28	101
1966	Lou Michaels	0	35-36	21-39	98
1967	Lou Michaels	0	46-48	20-37	106
1968	Lou Michaels	0	48-50	18-28	102
1969	Tom Matte	13	0-0	0-0	79
1970	Jim O'Brien	0	36-38	19-34	93

1971	Jim O'Brien	0	35-36	20-29	95
1972	Jim O'Brien	2	24-24	13-31	75
1973	George Hunt	0	22-24	16-28	70
1974	Toni Linhart	0	22-22	12-20	58
1975	Lydell Mitchell	15	0-0	0-0	90
1976	Toni Linhart	0	20-27	49-51	109

RUSHING

		Yards	Attempts	Avg.	Long	TD
1953	John Huzvar	515	119	4.3	36	4
1954	Buddy Young	311	70	4.4	57	2
1955	Alan Ameche	961	213	4.5	79	9
1956	Alan Ameche	858	178	4.8	43	8
1957	Alan Ameche	493	144	3.4	49	5
1958	Alan Ameche	791	171	4.6	22	8
1959	Alan Ameche	679	178	3.8	26	7
1960	Lenny Moore	374	91	4.1	57	4
1961	Joe Perry	675	168	4.0	27	3
1962	Lenny Moore	470	106	4.4	25	2
1963	Tom Matte	541	133	4.1	31	4
1964	Lenny Moore	584	157	3.7	32	16
1965	Jerry Hill	516	147	3.5	20	5
1966	Tony Lorick	524	143	3.7	41	3
1967	Tom Matte	636	147	4.3	30	9
1968	Tom Matte	662	183	3.6	23	9
1969	Tom Matte	909	235	3.9	26	11
1970	Norm Bulaich	426	139	3.0	15	3
1971	Norm Bulaich	741	152	4.9	67	8
1972	Don McCauley	675	178	3.8	36	2
1973	Lydell Mitchell	963	253	3.8	36	2
1974	Lydell Mitchell	757	214	3.5	31	5
1975	Lydell Mitchell	1193	289	4.1	70	11
1976	Lydell Mitchell	1200	289	4.2	43	5

PASSING

		Attempts	Comple- tions	Pct.	Yards	TD	Int.
1953	Fred Enke	169	71	42.0	1054	8	15
1954	Gary Kerkorian ...	217	117	53.9	1515	9	12
1955	George Shaw	237	119	50.2	1586	10	19
1956	John Unitas	198	110	55.6	1498	9	10
1957	John Unitas	301	172	57.1	2550	24	17
1958	John Unitas	263	136	51.7	2007	19	7
1959	John Unitas	367	193	52.6	2899	32	14
1960	John Unitas	378	190	50.3	3099	25	24
1961	John Unitas	420	229	54.5	2990	16	24
1962	John Unitas	389	222	57.1	2967	23	23
1963	John Unitas	410	237	57.8	3481	20	12
1964	John Unitas	305	158	51.8	2824	19	6
1965	John Unitas	282	164	58.2	2530	23	12
1966	John Unitas	348	195	56.0	2748	22	24
1967	John Unitas	436	255	58.5	3428	20	16
1968	Earl Morrall	317	182	57.4	2909	26	17
1969	John Unitas	327	178	54.4	2342	12	20
1970	John Unitas	321	166	51.7	2213	14	18
1971	John Unitas	176	92	52.3	942	3	9
1972	Marty Domres	222	115	51.8	1392	11	6
1973	Marty Domres	191	93	48.7	1153	9	13
1974	Bert Jones	270	143	53.0	1610	8	12
1975	Bert Jones	344	203	59.0	2483	18	8
1976	Bert Jones	343	207	60.4	3104	24	9

PASS RECEPTIONS

		No.	Yards	Avg.	Long	TD
1953	Dan Edwards	35	312	8.9	32	3
1954	Dan Edwards	40	531	13.3	42	1
1955	Jim Mutscheller	33	518	15.7	48	7
1956	Jim Mutscheller	44	715	16.3	53	6
1957	Raymond Berry	47	800	17.0	67	6
1958	Raymond Berry	56	794	14.2	54	9
1959	Raymond Berry	66	959	14.5	55	14
1960	Raymond Berry	74	1298	17.5	70	10

1961	Raymond Berry	75	837	11.6	44	0
1962	Jimmy Orr	55	974	17.7	80	11
1963	Tom Matte	48	466	9.7	49	1
1964	Raymond Berry	43	663	15.4	46	6
1965	Raymond Berry	58	739	12.7	40	7
1966	Raymond Berry	56	786	14.0	40	7
1967	Willie Richardson	63	860	13.7	31	8
1968	John Mackey	45	644	14.3	45	5
1969	Willie Richardson	43	646	15.0	39	3
1970	Eddie Hinton	47	733	15.3	40	5
1971	Tom Mitchell	33	402	12.2	35	0
1972	Tom Mitchell	40	494	12.3	34	4
1973	Glenn Doughty	26	584	22.5	66	4
1974	Lydell Mitchell	72	544	7.6	24	2
1975	Lydell Mitchell	60	544	9.1	35	4
1976	Lydell Mitchell	60	555	9.3	40	3

KICKOFF RETURNS

		No.	Yards	Avg.	Long	TD
1953	Larry Coutre	12	318	26.5	78	0
1954	Buddy Young	13	308	23.7	30	0
1955	Bob White	14	400	28.6	54	0
1956	Billy Vessels	16	379	23.7	42	0
1957	Jack Call	14	329	23.5	45	0
1958	Lenny Lyles	11	398	36.2	103	2
1959	Johnny Sample	17	457	26.9	80	0
1960	Johnny Sample	18	519	28.8	94	1
1961	Lenny Lyles	28	672	24.0	64	0
1962	Bake Turner	20	504	25.2	37	0
1963	Tom Matte	16	331	20.7	34	0
1964	Tony Lorick	13	385	29.6	71	0
1965	Alvin Haymond	20	614	30.7	53	0
1966	Lenny Moore	18	453	25.2	54	0
1967	Lenny Moore	16	392	24.4	37	0
1968	Preston Pearson	15	527	30.4	102	2
1969	Jim Duncan	19	560	29.5	92	1
1970	Jim Duncan	20	707	35.4	99	1
1971	Charlie Pittman	14	330	23.6	37	0
1972	Bruce Laird	29	843	29.1	73	0
1973	Cotton Speyrer	17	496	29.1	101	1
1974	Bruce Laird	19	499	26.3	55	0
1975	Bruce Laird	31	799	25.8	65	0
1976	Howard Stevens	30	710	23.7	83	0

PUNT RETURNS

		No.	Yards	Avg.	Long	TD	FC
1953	George Taliaferro	10	31	3.1	7	0	
1954	Buddy Young	14	60	4.3	16	0	
1955	Bert Rechichar	30	121	4.0	24	0	
1956	Carl Taseff	27	233	8.6	90	1	
1957	Bert Rechichar	22	71	3.2	22	0	
1958	Carl Taseff	29	196	6.8	33	0	
1959	Carl Taseff	15	104	6.9	25	0	
1960	Johnny Sample	14	101	7.2	26	0	
1961	Bob Boyd	18	173	9.6	46	0	
1962	Bake Turner	9	94	10.4	43	0	
1963	Jerry Logan	28	279	10.0	38	0	0
1964	Wendell Harris	17	214	12.6	39	0	5
1965	Alvin Haymond	41	403	9.8	55	0	9
1966	Alvin Haymond	40	347	8.7	64	0	8
1967	Alvin Haymond	26	155	6.0	31	0	4
1968	Rick Volk	25	198	7.9	24	0	7
1969	Rick Volk	10	58	5.8	14	0	6
1970	Ron Gardin	28	330	11.8	80	1	20
1971	Rick Volk	22	118	5.4	18	0	20
1972	Bruce Laird	34	303	8.9	42	0	11
1973	Bruce Laird	15	72	4.8	13	0	6
1974	Tim Berra	16	114	7.1	14	0	2
1975	Howard Stevens	36	396	11.0	53	0	8
1976	Howard Stevens	39	315	7.9	44	0	9

INTERCEPTIONS

		No.	Yards	Avg.	Long	TD
1953	Tom Keane	11	118	10.7	35	0
1954	Don Shula	5	84	16.8	25	0
	Tom Keane	5	22	4.4	7	0
1955	Bert Rechichar	6	109	18.2	40	0
1956	Bert Rechichar	4	63	15.8	42	0
1957	Milt Davis	10	219	21.9	75	2
1958	Andy Nelson	8	199	24.9	69	1
	Ray Brown	8	149	18.6	30	0
1959	Milt Davis	7	119	17.0	57	1
	Don Shinnick	7	70	10.0	23	0
1960	Bob Boyd	7	132	18.9	74	0
1961	Gary Glick	4	18	4.5	10	0
1962	Bob Boyd	7	163	23.3	38	0
1963	Jim Welch	4	49	12.3	15	0
1964	Bob Boyd	9	185	20.6	47	0
1965	Bob Boyd	9	78	8.7	24	1
1966	Bob Boyd	6	114	19.0	37	1
1967	Bob Boyd	6	145	24.2	41	1
	Rick Volk	6	145	24.2	94	1
1968	Bob Boyd	8	160	20.0	49	1
1969	Rick Volk	4	36	9.0	23	0
1970	Jerry Logan	6	92	15.3	33	2
1971	Charlie Stukes	8	95	11.9	40	0
1972	Charlie Stukes	5	23	4.6	11	0
1973	Stan White	4	40	10.0	22	1
1974	Mike Curtis	3	24	8.0	11	0
1975	Stan White	8*	135	16.9	32	1
1976	Jackie Wallace	5	105	21.0	41	0

*NFL Record (Linebackers)

PUNTING

		No.	Yards	Avg.	Long	Blk
1953	George Taliaferro	65	2437	37.5	61	0
1954	Cotton Davidson	72	2678	37.2	55	1
1955	Monte Brethauer	55	2161	39.3	56	0
1956	Bert Rechichar	33	1277	38.7	56	0
1957	Cotton Davidson	47	1663	35.4	56	0
1958	Ray Brown	41	1635	39.9	60	0
1959	Dave Sherer	51	2132	41.8	60	0
1960	Ray Brown	52	2001	38.5	55	0
1961	Tom Gilburg	42	1804	43.0	61	0
1962	Tom Gilburg	57	2384	41.8	62	0
1963	Tom Gilburg	52	2173	41.8	64	0
1964	Joe Don Looney	32	1358	42.4	64	0
1965	Tom Gilburg	54	2139	39.6	66	0
1966	David Lee	49	2233	45.6	64	1
1967	David Lee	49	2079	42.4	68	0
1968	David Lee	49	1833	39.4	59	1
1969	David Lee	57	2580	45.3	66	0
1970	David Lee	63	2820	44.7	62	1
1971	David Lee	62	2542	41.0	76	0
1972	David Lee	57	2400	42.1	60	1
1973	David Lee	62	2398	38.7	60	2
1974	David Lee	71	2634	37.1	58	1
1975	David Lee	86	3402	39.6	62	1
1976	David Lee	59	2342	39.7	56	0

COLT LASTS

Kickoff returned for touchdown: Cotton Speyrer vs. Buffalo (101 yards), Nov. 25, 1973.

100-yard rushing game: Lydell Mitchell vs. Houston (136), Nov. 1, 1976.

300-yard passing game: Bert Jones vs. Cincinnati (301), Sept. 19, 1976.

100-yard receiving game: Roger Carr (114) vs. Buffalo, Dec. 12, 1976.

Four touchdown pass game: Bert Jones vs. N.Y. Jets, Dec. 15, 1974.

Punt returned for touchdown: Ron Gardin vs. Miami (80), Nov. 1, 1970.

Four field goal game: Toni Linhart (4-6) vs. N.Y. Jets, Nov. 28, 1976.

Three touchdown game: Roger Carr vs. Cincinnati, Sept. 19, 1976.

Four touchdown game: Lydell Mitchell vs. Buffalo, Oct. 12, 1975.

Three interception game: Jackie Wallace at New England, Sept. 12, 1976.

Punt blocked for touchdown: Ted Hendricks at Cleveland (2), Sept. 16, 1973.

Interception returned for touchdown: Nelson Munsey vs. New England (30), Dec. 21, 1975.

Fumble returned for touchdown: Stan White (64) vs. Buffalo, Dec. 12, 1976.*

*Colt record.

THE LONGEST IN COLT HISTORY

RUNNING PLAYS

1. 80t, Tom Matte vs. St. Louis, Oct. 12, 1964.
2. 79t, Alan Ameche vs. Chicago Bears, Sept. 25, 1955.
3. 79t, Lenny Moore vs. Green Bay, Oct. 28, 1956.
4. 73t, Lenny Moore vs. San Francisco, Nov. 30, 1958.
5. 72t, Lenny Moore vs. Green Bay, Oct. 28, 1956.
6. 70t, Lenny Moore at Cleveland, Nov. 11, 1956.
7. 70t, Lydell Mitchell vs. Kansas City, Nov. 30, 1975.
8. 69t, Ron Lee vs. Houston, Nov. 1, 1976.
9. 67t, Norm Bulaich vs. N.Y. Jets, Sept. 19, 1971.
10. 60t, Jim Welch at Los Angeles, Dec. 9, 1961.

PASSING PLAYS

1. 90t, Roger Carr from Bert Jones vs. N.Y. Jets, Nov. 16, 1975.
2. 89t, John Mackey from John Unitas at Los Angeles, Oct. 30, 1966.
3. 89t, Roger Carr from Bert Jones at Buffalo, Nov. 9, 1975.
4. 88t, Tom Matte from John Unitas vs. Atlanta, Sept. 17, 1967.
5. 84, Jimmy Orr from Earl Morrall at Atlanta, Sept. 22, 1968.
6. 82t, Buddy Young from George Shaw vs. Green Bay at Milw., Oct. 8, 1955.
7. 82t, Lenny Moore from John Unitas at San Francisco, Dec. 8, 1957.
8. 80t, Lenny Moore from John Unitas vs. Detroit, Dec. 4, 1960.
9. 80t, Jimmy Orr from John Unitas at Chicago, Oct. 21, 1962.
10. 80t, Lenny Moore from John Unitas vs. Minnesota, Dec. 16, 1962.

TOP INDIVIDUAL GAME PERFORMANCES AGAINST THE COLTS

MOST YARDS RUSHING

205, Dan Towler vs. Los Angeles, Nov. 22, 1953.

LONGEST RUN FROM SCRIMMAGE

81, Rick Casares at Chicago Bears, Oct. 16, 1955.

MOST PASS ATTEMPTS

62, Joe Namath at N.Y. Jets, Oct. 18, 1970.

MOST PASS COMPLETIONS

34, Joe Namath at N.Y. Jets, Oct. 18, 1970.

HIGHEST PASS COMPLETION PERCENTAGE

86.2, Ken Stabler vs. Oakland, Oct. 28, 1973.

MOST PASSING YARDAGE (GROSS)

496, Joe Namath vs. N.Y. Jets, Sept. 24, 1972.

LONGEST PASS PLAY

99t, Karl Sweetan to Pat Studstill vs. Detroit, Oct. 16, 1966.

MOST TOUCHDOWN PASSES

7, Joe Kapp at Minnesota, Sept. 28, 1969.

MOST PASS RECEPTIONS

12, Ed Bell at N.Y. Jets, Oct. 18, 1970.

MOST PASS RECEIVING YARDAGE

231, Dave Parks vs. San Francisco, Oct. 3, 1965.

MOST TOUCHDOWNS SCORED

5, Jim Brown vs. Cleveland, Nov. 1, 1959.

5, Paul Hornung vs. Green Bay, Dec. 12, 1965.

MOST TOUCHDOWN PASS RECEPTIONS

- 3, Rich Caster vs. N.Y. Jets, Sept. 24, 1972.
- 3, Dave Parks vs. San Francisco, Oct. 3, 1965.
- 3, Gary Collins at Cleveland, Dec. 27, 1964 (NFL championship game).
- 3, Howard Cassady at Detroit, Oct. 11, 1959.

MOST POINTS SCORED

- 33, Paul Hornung at Green Bay, Oct. 8, 1961 (4 TD, 6 PAT, 1 FG)

MOST FIELD GOALS

- 5, Curt Knight at Washington, Nov. 18, 1973.

LONGEST FIELD GOAL

- 52, Chester Marcol vs. Green Bay, Sept. 22, 1974.
- 52, John Leyboldt at Buffalo, Oct. 14, 1973.
- 52, Jim Martin at Detroit, Oct. 23, 1960.

MOST PASS INTERCEPTIONS

- 3, Rich Sowell vs. N.Y. Jets, Sept. 23, 1973.
- 3, Jim Kerr at Washington, Nov. 26, 1961.
- 3, Jack Butler vs. Pittsburgh, Nov. 3, 1957.
- 3, Jack Christiansen at Detroit, Nov. 7, 1953.

LONGEST INTERCEPTION RETURN

- 87, Dave Robinson vs. Green Bay, Dec. 12, 1965.

LONGEST KICKOFF RETURN

- 103, Tom Wilson vs. Los Angeles, Nov. 25, 1956.
- 103, Herb Adderley at Green Bay, Nov. 18, 1962.

LONGEST PUNT RETURN

- 74, Yale Lary vs. Detroit, Oct. 3, 1953.

COLTS ALL-TIME RESULTS

*(Attendance figures are turnstile, when figure is available)***1953: Won 3, Lost 9****Coach: Keith Molesworth****Fifth in Western Conference**

S	27	Chicago Bears	W	13-9	23,715
O	3	Detroit Lions	L	17-27	25,159
O	11	at Chicago Bears	W	16-14	35,316
O	18	at Green Bay Packers	L	14-37	18,713
O	25	Washington Redskins	W	27-17	34,031
O	31	Green Bay Packers	L	24-35	33,797
N	7	at Detroit Lions	L	7-17	46,508
N	15	at Philadelphia Eagles	L	14-45	27,813
N	22	Los Angeles Rams	L	13-21	27,268
N	29	San Francisco 49ers	L	21-38	26,005
D	5	at Los Angeles Rams	L	2-45	26,696
D	13	at San Francisco 49ers	L	14-45	24,432
							182-350

1954: Won 3, Lost 9**Coach: Weeb Ewbank****Sixth Western Conference**

S	26	Los Angeles Rams	L	0-48	36,215
O	2	New York Giants	W	20-14	27,088
O	10	at Chicago Bears	L	9-28	27,845
O	16	at Detroit Lions	L	0-35	48,272
O	24	Green Bay Packers	L	6-7	28,680
O	31	at Washington Redskins	L	21-24	23,566
N	6	Detroit Lions	L	3-27	25,287
N	13	Green Bay Packers at Milwaukee	L	13-24	19,786
N	21	Chicago Bears	L	13-28	23,093
N	28	San Francisco 49ers	W	17-13	23,875
D	4	at Los Angeles Rams	W	22-21	30,744
D	11	at San Francisco 49ers	L	7-10	26,856
							131-279

1955: Won 5, Lost 6, Tied 1**Coach: Weeb Ewbank****Fourth Western Conference**

S	25	Chicago Bears	W	23-17	36,167
O	1	Detroit Lions	W	28-13	40,030
O	8	Green Bay Packers at Milwaukee	W	24-20	40,199
O	16	at Chicago Bears	L	10-38	40,184
O	23	Washington Redskins	L	13-14	51,587

O	29	Green Bay Packers	W	14-10	34,411
N	5	at Detroit Lions	L	14-24	53,874
N	13	at New York Giants	L	7-17	33,982
N	20	Los Angeles Rams	T	17-17	41,146
N	27	San Francisco 49ers	W	26-14	33,485
D	4	at Los Angeles Rams	L	14-20	37,024
D	11	at San Francisco 49ers	L	24-35	35,371
					214-239

1956: Won 5, Lost 7
Fourth Western Conference

Coach: Weeb Ewbank

S	30	Chicago Bears	W	28-21	45,221
O	6	Detroit Lions	L	14-31	42,622
O	14	Green Bay Packers at Milwaukee	L	33-38	24,214
O	21	at Chicago Bears	L	27-58	48,364
O	28	Green Bay Packers	W	28-21	40,086
N	11	at Cleveland Browns	W	21-7	42,404
N	18	at Detroit Lions	L	3-27	55,788
N	25	Los Angeles Rams	W	56-21	40,321
D	2	San Francisco 49ers	L	17-20	37,227
D	9	at Los Angeles Rams	L	7-31	51,037
D	16	at San Francisco 49ers	L	17-30	43,791
D	23	Washington Redskins	W	19-17	32,994
					270-322

1957: Won 7, Lost 5
Third Western Conference

Coach: Weeb Ewbank

S	29	Detroit Lions	W	34-14	40,112
O	5	Chicago Bears	W	21-10	46,558
O	13	Green Bay Packers at Milwaukee	W	45-17	26,322
O	20	at Detroit Lions	L	27-31	55,764
O	27	Green Bay Packers	L	21-24	48,510
N	3	Pittsburgh Steelers	L	13-19	42,575
N	10	at Washington Redskins	W	21-17	33,149
N	17	at Chicago Bears	W	29-14	47,168
N	24	San Francisco 49ers	W	27-21	50,073
D	1	Los Angeles Rams	W	31-14	52,060
D	8	at San Francisco 49ers	L	13-17	59,950
D	15	at Los Angeles Rams	L	21-37	52,560
					303-235

WORLD CHAMPIONS

1958: Won 9, Lost 3
First Western Conference

Coach: Weeb Ewbank

S	28	Detroit Lions	W	28-15	48,377
O	4	Chicago Bears	W	51-38	52,622
O	12	Green Bay Packers at Milwaukee	W	24-17	24,553
O	19	at Detroit Lions	W	40-14	55,190
O	26	Washington Redskins	W	35-10	54,403
N	2	Green Bay Packers	W	56-0	51,333
N	9	at New York Giants	L	21-24	71,164
N	16	at Chicago Bears	W	17-0	48,664
N	23	Los Angeles Rams	W	34-7	57,557
N	30	San Francisco 49ers	W	35-27	57,557
D	6	at Los Angeles Rams	L	28-30	100,202
D	14	at San Francisco 49ers	L	12-21	58,334
					381-203

WORLD CHAMPIONSHIP GAME

D	28	at New York Giants	W	23-17 (OT)	64,185
---	----	--------------------	---	------------	--------

WORLD CHAMPIONS

1959: Won 9, Lost 3
First Western Conference

Coach: Weeb Ewbank

S	27	Detroit Lions	W	21-9	55,588
O	3	Chicago Bears	L	21-26	57,557
O	11	at Detroit Lions	W	31-24	54,197

O	18	at Chicago Bears	W	21-7	48,430
O	25	Green Bay Packers	W	38-21	57,557
N	1	Cleveland Browns	L	31-38	57,557
N	8	at Washington Redskins	L	24-27	32,773
N	15	Green Bay Packers at Milwaukee	W	28-24	25,521
N	22	San Francisco 49ers	W	45-14	57,557
N	29	Los Angeles Rams	W	35-21	57,557
D	5	at San Francisco 49ers	W	34-14	59,075
D	12	at Los Angeles Rams	W	45-26	65,528
				374-251	

WORLD CHAMPIONSHIP GAME

D	27	New York Giants	W	31-16	57,545
---	----	-----------------	---	-------	--------

1960: Won 6, Lost 6 Coach: Weeb Ewbank Fourth Western Conference

S	25	Washington Redskins	W	20-0	53,818
O	2	Chicago Bears	W	42-7	57,808
O	9	at Green Bay Packers	L	21-35	32,150
O	16	Los Angeles Rams	W	31-17	57,808
O	23	at Detroit Lions	L	17-30	53,854
O	30	at Dallas Cowboys	W	45-7	25,500
N	6	Green Bay Packers	W	38-24	57,808
N	13	at Chicago Bears	W	24-20	48,713
N	26	San Francisco 49ers	L	22-30	57,808

1961: Won 8, Lost 6 Coach: Weeb Ewbank Third Western Conference

S	17	Los Angeles Rams	W	27-24	54,259
S	24	Detroit Lions	L	15-16	54,259
O	1	Minnesota Vikings	W	34-33	54,259
O	8	at Green Bay Packers	L	7-45	38,669
O	15	at Chicago Bears	L	10-24	48,719
O	22	at Detroit Lions	W	17-14	53,016
O	29	Chicago Bears	L	20-21	57,641
N	5	Green Bay Packers	W	45-21	57,641
N	12	at Minnesota Vikings	L	20-28	38,010
N	19	St. Louis Cardinals	W	16-0	56,112
N	26	at Washington Redskins	W	27-6	41,062
D	3	San Francisco 49ers	W	20-17	57,641
D	9	at Los Angeles Rams	L	17-34	41,268
D	16	at San Francisco 49ers	W	27-24	45,517
				302-307	

1962: Won 7, Lost 7 Coach: Weeb Ewbank Fourth Western Conference

S	16	Los Angeles Rams	W	30-27	54,796
S	23	at Minnesota Vikings	W	34-7	30,787
S	30	Detroit Lions	L	20-29	57,966
O	7	San Francisco 49ers	L	13-21	54,158
O	14	at Cleveland Browns	W	36-14	80,132
O	21	at Chicago Bears	L	15-35	49,066
O	28	Green Bay Packers	L	6-17	57,966
N	4	at San Francisco 49ers	W	22-3	44,875
N	11	at Los Angeles Rams	W	14-2	39,502
N	18	at Green Bay Packers	L	13-17	38,669
N	25	Chicago Bears	L	0-57	56,164
D	2	at Detroit Lions	L	14-21	53,012
D	8	Washington Redskins	W	34-21	56,964
D	16	Minnesota Vikings	W	42-17	53,645
				293-288	

1963: Won 8, Lost 6 **Coach: Don Shula**
Third Western Conference

S 15	New York Giants	L	28-37	60,029
S 22	at San Francisco 49ers	W	20-14	31,006
S 29	at Green Bay Packers	L	20-31	42,327
O 6	at Chicago Bears	L	3-10	48,998
O 13	San Francisco 49ers	W	20-3	56,962
O 20	at Detroit Lions	W	25-21	51,901
O 27	Green Bay Packers	L	20-34	60,065
N 3	Chicago Bears	L	7-17	60,065
N 10	Detroit Lions	W	24-21	59,758
N 17	at Minnesota Vikings	W	37-34	33,136
N 24	at Los Angeles Rams	L	16-17	48,555
D 1	at Washington Redskins	W	36-20	44,006
D 8	Minnesota Vikings	W	41-10	54,122
D 15	Los Angeles Rams	W	19-16	52,834

316-285

1964: Won 12, Lost 2 **Coach: Don Shula**
First Western Conference

S 13	at Minnesota Vikings	L	24-34	35,563
S 20	at Green Bay Packers	W	21-20	42,327
S 27	Chicago Bears	W	52-0	56,537
O 4	Los Angeles Rams	W	35-20	56,537
O 12	St. Louis Cardinals	W	47-27	60,213
O 18	Green Bay Packers	W	24-21	60,213
O 25	at Detroit Lions	W	34-0	57,814
N 1	San Francisco 49ers	W	37-7	60,213
N 8	at Chicago Bears	W	40-24	47,891
N 15	Minnesota Vikings	W	17-14	60,213
N 22	at Los Angeles Rams	W	24-7	72,137
N 29	at San Francisco 49ers	W	14-3	33,642
D 6	Detroit Lions	L	14-31	60,213
D 13	Washington Redskins	W	45-17	60,213

428-225

NFL CHAMPIONSHIP GAME

D 27	at Cleveland Browns	L	0-27	79,544
------	---------------------	---	------	--------

1965: Won 10, Lost 3, Tied 1 **Coach: Don Shula**
Tied First Western Conference

S 19	Minnesota Vikings	W	35-16	56,562
S 26	Green Bay Packers at Milwaukee	L	17-20	48,130
O 3	San Francisco 49ers	W	27-24	58,609
O 10	Detroit Lions	W	31-7	60,238
O 17	at Washington Redskins	W	38-7	50,405
O 24	Los Angeles Rams	W	35-20	60,238
O 31	at San Francisco 49ers	W	34-28	45,827
N 7	at Chicago Bears	W	26-21	45,656
N 14	at Minnesota Vikings	W	41-21	47,426
N 21	Philadelphia Eagles	W	34-24	60,238
N 25	at Detroit Lions	T	24-24	55,036
D 5	Chicago Bears	L	0-13	60,238
D 12	Green Bay Packers	L	27-42	60,238
D 18	at Los Angeles Rams	W	20-17	46,636

389-284

WESTERN CONFERENCE PLAYOFF

D 26	at Green Bay Packers	L	10-13 (OT)	50,484
------	----------------------	---	------------	--------

PLAYOFF BOWL

J 9	Dallas Cowboys at Miami	W	35-3	65,569
-----	-------------------------	---	------	--------

1966: Won 9, Lost 5 **Coach: Don Shula**
Second Western Conference

S 10	Green Bay Packers at Milwaukee	L	3-24	48,650
S 18	at Minnesota Vikings	W	38-23	47,426
S 25	San Francisco 49ers	W	36-14	56,715

O	9	at Chicago Bears	L	17-27	47,452
O	16	Detroit Lions	W	45-14	60,238
O	23	Minnesota Vikings	W	20-17	60,238
O	30	at Los Angeles Rams	W	17-3	57,898
N	6	Washington Redskins	W	37-10	60,238
N	13	at Atlanta Falcons	W	19-7	58,850
N	20	at Detroit Lions	L	14-20	52,383
N	27	Los Angeles Rams	L	7-23	60,238
D	4	Chicago Bears	W	21-16	60,238
D	10	Green Bay Packers	L	10-14	60,238
D	18	at San Francisco 49ers	W	30-14	40,005
				314-226	

PLAYOFF BOWL

J	8	Philadelphia Eagles at Miami	W	20-14	58,088
---	---	------------------------------	---	-------	--------

1967: Won 11, Lost 1, Tied 2 **Coach: Don Shula**
Tied First Coastal Division

S	17	Atlanta Falcons	W	38-31	56,715
S	24	at Philadelphia Eagles	W	38-6	60,755
O	1	San Francisco 49ers	W	41-7	60,238
O	8	at Chicago Bears	W	24-3	47,190
O	15	Los Angeles Rams	T	24-24	60,238
O	22	at Minnesota Vikings	T	20-20	47,693
O	29	at Washington Redskins	W	17-13	50,574
N	5	Green Bay Packers	W	13-10	60,238
N	12	at Atlanta Falcons	W	49-7	58,850
N	19	Detroit Lions	W	41-7	60,238
N	26	at San Francisco 49ers	W	26-9	44,815
D	3	Dallas Cowboys	W	23-17	60,238
D	10	New Orleans Saints	W	30-10	60,238
D	17	at Los Angeles Rams	L	10-34	77,277
				394-198	

1968: Won 13, Lost 1 **Coach: Don Shula**
First Coastal Division

S	15	San Francisco 49ers	W	27-10	56,864
S	23	at Atlanta Falcons	W	28-20	50,428
S	29	at Pittsburgh Steelers	W	41-7	44,480
O	6	Chicago Bears	W	28-7	60,238
O	13	at San Francisco 49ers	W	42-14	32,822
O	20	Cleveland Browns	L	20-30	60,238
O	27	Los Angeles Rams	W	27-10	60,238
N	2	at New York Giants	W	26-0	62,973
N	10	at Detroit Lions	W	27-10	55,170
N	17	St. Louis Cardinals	W	27-0	60,238
N	24	Minnesota Vikings	W	21-9	60,238
D	1	Atlanta Falcons	W	44-0	60,238
D	7	at Green Bay Packers	W	16-3	50,861
D	15	at Los Angeles Rams	W	28-24	69,397
				402-144	

WESTERN CONFERENCE CHAMPIONSHIP GAME

D	22	Minnesota Vikings	W	24-14	60,238
---	----	-------------------	---	-------	--------

NFL CHAMPIONSHIP GAME

D	27	at Cleveland Browns	W	34-0	80,628
---	----	---------------------	---	------	--------

SUPER BOWL III

J	12	New York Jets at Miami	L	7-16	75,389
---	----	------------------------	---	------	--------

1969: Won 8, Lost 5, Tied 1 **Coach: Don Shula**
Second Coastal Division

S	21	Los Angeles Rams	L	20-27	56,864
S	28	at Minnesota Vikings	L	14-52	47,644
O	5	at Atlanta Falcons	W	21-14	57,806

O 13	Philadelphia Eagles	W	24-20	56,864
O 19	at New Orleans Saints	W	30-10	80,636
O 26	San Francisco 49ers	L	21-24	60,238
N 2	Washington Redskins	W	41-17	60,238
N 9	Green Bay Packers	W	14-6	60,238
N 16	at San Francisco 49ers	L	17-20	38,472
N 23	at Chicago Bears	W	24-21	45,455
N 30	Atlanta Falcons	W	13-6	60,238
D 7	Detroit Lions	T	17-17	60,238
D 13	at Dallas Cowboys	L	10-27	63,191
D 21	at Los Angeles Rams	W	13-7	73,326
				279-268

SUPER BOWL CHAMPIONS

1970: Won 11, Lost 2, Tied 1
First Eastern Division

Coach: Don McCafferty

S 20	at San Diego Chargers	W	16-14	47,782
S 28	Kansas City Chiefs	L	24-44	53,911
O 4	at Boston Patriots	W	14-6	38,235
O 11	at Houston Oilers	W	24-20	48,050
O 18	at New York Jets	W	29-22	63,301
O 25	Boston Patriots	W	27-3	60,240
N 1	Miami Dolphins	W	35-0	60,240
N 9	Green Bay Packers at Milwaukee	W	13-10	48,063
N 15	Buffalo Bills	T	17-17	60,240
N 22	at Miami Dolphins	L	17-34	67,699
N 29	Chicago Bears	W	21-20	60,240
D 6	Philadelphia Eagles	W	29-10	60,240
D 13	at Buffalo Bills	W	20-14	34,346
D 19	New York Jets	W	35-20	60,240
				321-234

AFC DIVISIONAL PLAYOFF GAME

D 26	Cincinnati Bengals	W	17-0	51,127
------	--------------------	---	------	--------

AFC CHAMPIONSHIP GAME

J 3	Oakland Raiders	W	27-17	56,368
-----	-----------------	---	-------	--------

SUPER BOWL V

J 17	Dallas Cowboys at Miami	W	16-13	79,204
------	-------------------------	---	-------	--------

1971: Won 10, Lost 4
Second Eastern Division (Wildcard)

Coach: Don McCafferty

S 19	New York Jets	W	22-0	56,458
S 26	Cleveland Browns	L	13-14	56,837
O 3	at New England Patriots	W	23-3	61,232
O 10	at Buffalo Bills	W	43-0	46,206
O 17	at New York Giants	W	31-7	62,860
O 25	at Minnesota Vikings	L	3-10	49,784
O 31	Pittsburgh Steelers	W	34-21	60,238
N 8	Los Angeles Rams	W	24-17	57,722
N 14	at New York Jets	W	14-13	63,947
N 21	at Miami Dolphins	L	14-17	75,312
N 28	at Oakland Raiders	W	37-14	54,689
D 5	Buffalo Bills	W	24-0	58,476
D 11	Miami Dolphins	W	14-3	60,238
D 19	New England Patriots	L	17-21	57,942
				313-140

AFC DIVISIONAL PLAYOFF GAME

D 26	at Cleveland Browns	W	20-3	74,082
------	---------------------	---	------	--------

AFC CHAMPIONSHIP GAME

J 2	at Miami Dolphins	L	0-21	78,629
-----	-------------------	---	------	--------

1972: Won 5, Lost 9		Coaches: Don McCafferty (5 games)	
Third Eastern Division		John Sandusky (9 games)	
S	17 St. Louis Cardinals	L	3-10 53,652
S	24 New York Jets	L	34-44 56,626
O	1 at Buffalo Bills	W	17-0 46,206
O	8 San Diego Chargers	L	20-23 55,459
O	15 Dallas Cowboys	L	0-21 58,992
O	22 at New York Jets	L	20-24 62,948
O	29 Miami Dolphins	L	0-23 60,000
N	6 at New England Patriots	W	24-17 60,999
N	12 at San Francisco 49ers	L	21-24 61,214
N	19 at Cincinnati Bengals	W	20-19 49,512
N	26 New England Patriots	W	31-0 54,907
D	3 Buffalo Bills	W	35-7 55,390
D	10 at Kansas City Chiefs	L	10-24 44,175
D	16 at Miami Dolphins	L	0-16 80,010
235-252			

1973: Won 4, Lost 10		Coach: Howard Schnellenberger	
Fourth Eastern Division			
S	16 at Cleveland Browns	L	14-24 74,303
S	23 New York Jets	L	10-34 55,942
S	30 New Orleans Saints	W	14-10 52,293
O	7 at New England Patriots	L	16-24 57,044
O	14 at Buffalo Bills	L	13-31 78,875
O	21 at Detroit Lions	W	29-27 48,058
O	28 Oakland Raiders	L	21-34 59,008
N	4 Houston Oilers	L	27-31 52,707
N	11 at Miami Dolphins	L	0-44 60,332
N	18 at Washington Redskins	L	14-22 52,675
N	25 Buffalo Bills	L	17-24 52,250
D	2 at New York Jets	L	17-20 61,009
D	9 Miami Dolphins	W	16-3 58,446
D	16 New England Patriots	W	18-13 52,065
226-341			

1974: Won 2, Lost 12		Coach: Howard Schnellenberger (3 games)	
Fifth Eastern Division		Joe Thomas (11 games)	
S	15 at Pittsburgh Steelers	L	0-30 48,890
S	22 Green Bay Packers	L	13-20 41,252
S	29 at Philadelphia Eagles	L	10-30 64,205
O	6 at New England Patriots	L	3-42 59,502
O	13 Buffalo Bills	L	14-27 40,626
O	20 at New York Jets	W	35-20 51,745
O	27 at Miami Dolphins	L	7-17 65,868
N	3 Cincinnati Bengals	L	14-24 36,110
N	10 Denver Broncos	L	6-17 33,244
N	17 at Atlanta Falcons	W	17-7 41,278
N	24 New England Patriots	L	17-27 34,782
D	1 at Buffalo Bills	L	0-6 75,325
D	8 Miami Dolphins	L	16-17 34,420
D	15 New York Jets	L	38-45 31,651
190-329			

1975: Won 10, Lost 4		Coach: Ted Marchibroda	
First Eastern Division			
S	21 at Chicago Bears	W	35-7 51,678
S	28 Oakland Raiders	L	20-31 40,657
O	5 at Los Angeles Rams	L	13-24 62,491
O	12 Buffalo Bills	L	31-38 43,904
O	19 at New England Patriots	L	10-21 51,417
O	26 at New York Jets	W	45-28 55,137
N	2 Cleveland Browns	W	21-7 35,235
N	9 at Buffalo Bills	W	42-35 77,320
N	16 New York Jets	W	52-19 52,097
N	23 at Miami Dolphins	W	33-17 61,986
N	30 Kansas City Chiefs	W	28-14 43,281
D	7 at New York Giants	W	21-0 49,863
D	14 Miami Dolphins	W	10-7 (OT) 59,398
D	21 New England Patriots	W	34-21 51,926
395-269			

AFC DIVISIONAL PLAYOFF GAME

D 27 at Pittsburgh Steelers L 10-28 49,053

1976: Won 11, Lost 3
First Eastern Division

Coach: Ted Marchibroda

S 12	at New England	W	27-13	43,512
S 19	Cincinnati	W	28-27	50,374
S 26	at Dallas	L	27-30	64,237
O 3	Tampa Bay	W	42-17	40,053
O 10	Miami	W	28-14	58,832
O 17	at Buffalo	W	31-13	71,009
O 24	at New York Jets	W	20-0	49,768
N 1	Houston	W	38-14	60,020
N 7	at San Diego	W	37-21	42,827
N 14	New England	L	14-21	58,226
N 22	at Miami	W	17-16	62,104
N 28	New York Jets	W	33-16	44,023
D 4	at St. Louis	L	17-24	48,282
D 12	Buffalo	W	58-20	50,452

AFC DIVISIONAL PLAYOFF GAME

D 19 Pittsburgh L 14-40 60,020

ALL-TIME RECORD

Regular Season: 186-128-6 .591

Post-season: 8-6 .571

Playoff Bowl: 2-0 1.000

Overall: 196-134-6 .592

ALL-TIME SERIES RECORDS

(Colts Won-Lost-Tied)

ATLANTA (8-0)

1966, 19-7 W
 1967, 38-31 W
 1967, 49-7 W
 1968, 28-20 W
 1968, 44-0 W
 1969, 21-14 W
 1969, 13-6 W
 1974, 17-7 W

1955, 10-38 L
 1956, 28-21 W
 1956, 27-58 L
 1957, 21-10 W
 1957, 29-14 W
 1958, 51-38 W
 1958, 17-0 W
 1959, 21-26 L
 1959, 21-7 W
 1960, 42-7 W
 1960, 24-10 W

1974, 14-24 L
 1976, 28-27 W
¹ AFC Divisional Playoff

BUFFALO (8-5-1)

1970, 17-17 T
 1970, 20-14 W
 1971, 43-0 W
 1971, 24-0 W
 1972, 17-0 W
 1972, 35-7 W
 1973, 13-31 L
 1973, 17-24 L
 1974, 14-27 L
 1974, 0-6 L
 1975, 31-38 L
 1975, 42-35 W
 1976, 31-13 W
 1976, 58-20 W

1961, 10-24 L
 1961, 20-21 L
 1962, 15-35 L
 1962, 0-57 L
 1963, 3-10 L
 1963, 7-17 L
 1964, 52-0 W
 1964, 40-24 W
 1965, 26-21 W
 1965, 0-13 L
 1966, 17-27 L
 1966, 21-16 W
 1967, 24-3 W
 1968, 28-7 W
 1969, 24-21 W
 1970, 21-20 W
 1975, 35-7 W

CLEVELAND (5-5)

1956, 21-7 W
 1959, 31-38 L
 1962, 36-14 W
 1964, 0-27 L¹
 1968, 20-30 L
 1968, 34-0 W¹
 1971, 13-14 L
 1971, 20-3 W²
 1973, 14-24 L
 1975, 21-7 W

¹ NFL Championship
² AFC Divisional Playoff

DALLAS (4-3)

1960, 45-7 W
 1966, 35-3 W¹
 1967, 23-17 W
 1969, 10-27 L
 1970, 16-13 W²
 1972, 0-21 L
 1976, 27-30 L

¹ Playoff Bowl
² Super Bowl V

CHICAGO (20-13)

1953, 13-9 W
 1953, 16-14 W
 1954, 9-28 L
 1954, 13-28 L
 1955, 23-17 W

CINCINNATI (3-1)

1970, 17-0 W¹
 1972, 20-19 W

DENVER (0-1)

1974, 6-17 L

DETROIT (15-15-2)

1953, 17-27 L
 1953, 7-17 L
 1954, 0-35 L
 1954, 3-27 L
 1955, 28-13 W
 1955, 14-24 L
 1956, 14-31 L
 1956, 3-27 L
 1957, 34-14 W
 1957, 27-31 L
 1958, 28-15 W
 1958, 40-14 W
 1959, 21-9 W
 1959, 31-24 W
 1960, 17-30 L
 1960, 15-20 L
 1961, 15-16 L
 1961, 17-14 W
 1962, 20-29 L
 1962, 14-21 L
 1963, 25-21 W
 1963, 24-21 L
 1964, 34-0 W
 1964, 14-31 L
 1965, 31-7 W
 1965, 24-24 T
 1966, 45-14 W
 1966, 14-20 L
 1967, 41-7 W
 1968, 27-10 W
 1969, 17-17 T
 1973, 29-27 W

GREEN BAY (16-18)

1953, 14-37 L
 1953, 24-35 L
 1954, 6-7 L
 1954, 13-24 L
 1955, 24-20 W
 1955, 14-10 W
 1956, 33-38 L
 1956, 28-21 W
 1957, 45-17 W
 1957, 21-24 L
 1958, 24-17 W
 1958, 56-0 W
 1959, 38-21 W
 1959, 28-24 W
 1960, 21-35 L
 1960, 38-24 W
 1961, 7-45 L
 1961, 45-21 W
 1962, 6-17 L
 1962, 13-17 L
 1963, 20-31 L
 1963, 20-34 L
 1964, 21-20 W
 1964, 24-21 W
 1965, 17-20 L
 1965, 27-42 L
 1965, 10-13 L¹
 1966, 3-24 L
 1966, 10-14 L
 1967, 13-10 W
 1968, 16-3 W
 1969, 14-6 W
 1970, 13-10 W
 1974, 13-20 L

¹ Conference Playoff**HOUSTON (2-1)**

1970, 24-20 W
 1973, 27-31 L

1976, 38-14 W

KANSAS CITY (1-2)

1970, 24-44 L
 1972, 10-24 L
 1975, 28-14 W

LOS ANGELES (20-14-2)

1953, 13-21 L
 1953, 2-45 L
 1954, 0-48 L
 1954, 22-21 W
 1955, 17-17 T
 1955, 14-20 L
 1956, 56-21 W
 1956, 7-31 L
 1957, 31-14 W
 1957, 21-37 L
 1958, 34-7 W
 1958, 28-30 L
 1959, 35-21 W
 1959, 45-26 W
 1960, 31-17 W
 1960, 3-10 L
 1961, 27-24 W
 1961, 17-34 L
 1962, 30-27 W
 1962, 14-2 W
 1963, 16-17 L
 1963, 19-16 W
 1964, 35-20 W
 1964, 24-7 W
 1965, 35-20 W
 1965, 20-17 W
 1966, 17-3 W
 1966, 7-23 L
 1967, 24-24 T
 1967, 10-34 L
 1968, 27-10 W
 1968, 28-24 W
 1969, 20-27 L
 1969, 13-7 W
 1971, 24-17 W
 1975, 13-24 L

MIAMI (7-8)

1970, 35-0 W
 1970, 17-34 L
 1971, 14-17 L
 1971, 14-3 W
 1971, 0-21 L¹
 1972, 0-23 L
 1972, 0-16 L
 1973, 0-44 L
 1973, 16-3 W
 1974, 7-17 L
 1974, 16-17 L
 1975, 33-17 W
 1975, 10-7 W
 1976, 28-14 W
 1976, 17-16 W

¹ AFC Championship**MINNESOTA (12-4-1)**

1961, 34-33 W
 1961, 20-28 L
 1962, 34-7 W
 1962, 42-17 W
 1963, 37-34 W
 1963, 41-10 W
 1964, 24-34 L
 1964, 17-14 W
 1965, 35-16 W
 1965, 41-21 W

1966, 38-23 W

1966, 20-17 W

1967, 20-20 T

1968, 21-9 W

1968, 24-14 W¹

1969, 14-52 L

1971, 3-10 L

¹ Conference Championship**NEW ENGLAND (8-6)**

1970, 14-6 W

1970, 27-3 W

1971, 23-3 W

1971, 17-21 L

1972, 24-17 W

1972, 31-0 W

1973, 16-24 L

1973, 18-13 W

1974, 3-42 L

1974, 17-27 L

1975, 10-21 L

1975, 34-21 W

1976, 27-13 W

1976, 14-21 L

NEW ORLEANS (3-0)

1967, 30-10 W

1969, 30-10 W

1973, 14-10 W

N.Y. GIANTS (6-3)

1954, 20-14 W

1955, 7-17 L

1958, 21-24 L

1958, 23-17 W¹

1959, 31-16 W¹

1963, 28-37 L

1968, 26-0 W

1971, 31-7 W

1975, 21-0 W

¹ NFL Championship**N.Y. JETS (9-5)**

1968, 7-16 L¹

1970, 29-22 W

1970, 35-20 W

1971, 22-0 W

1971, 14-13 W

1972, 34-44 L

1972, 20-24 L

1973, 10-34 L

1973, 17-20 L

1974, 35-20 W

1974, 38-45 L

1975, 45-28 W

1975, 52-19 W

1976, 20-0 W

1976, 33-16 W

¹ Super Bowl III**OAKLAND (2-2)**

1970, 27-17 W¹

1971, 37-14 W

1973, 21-34 L

1975, 20-31 L

¹ AFC Championship**PHILADELPHIA (5-2)**

1953, 14-45 L

1965, 34-24 W

1966, 20-14 W¹

1967, 38-6 W

1969, 24-20 W

1970, 29-10 W

1974, 10-30 L ¹ Playoff Bowl	1954, 17-13 W	1968, 27-10 W
PITTSBURGH (2-4)	1954, 7-10 L	1968, 42-14 W
1957, 13-19 L	1955, 26-14 W	1969, 21-24 L
1968, 41-7 W	1955, 24-35 L	1969, 17-20 L
1971, 34-21 W	1956, 17-20 L	1972, 21-24 L
1974, 0-30 L	1956, 17-30 L	
1975, 10-28 L ¹	1957, 27-21 W	TAMPA BAY (1-0)
1976, 14-40 L ¹	1957, 13-17 L	1976, 42-17 W
¹ AFC Divisional Playoff	1958, 35-27 W	
	1958, 12-21 L	WASHINGTON (13-4)
	1959, 45-14 W	1953, 27-17 W
ST. LOUIS (3-2)	1959, 34-14 W	1954, 21-24 L
1961, 16-0 W	1960, 22-30 L	1955, 13-14 L
1964, 47-27 W	1960, 10-34 L	1956, 19-17 W
1968, 27-0 W	1961, 20-17 W	1957, 21-17 W
1972, 3-10 L	1961, 27-24 W	1958, 35-10 W
1976, 17-24 L	1962, 13-21 L	1958, 35-10 W
	1962, 22-3 W	1959, 24-27 L
SAN DIEGO (2-1)	1963, 20-14 W	1960, 20-0 W
1970, 16-14 W	1963, 20-3 W	1961, 27-6 W
1972, 20-23 L	1964, 37-7 W	1962, 34-21 W
1976, 37-21 W	1964, 14-3 W	1963, 36-20 W
	1965, 27-24 W	1964, 45-17 W
SAN FRANCISCO (21-14)	1965, 34-28 W	1965, 38-7 W
1953, 21-38 L	1966, 36-14 W	1966, 37-10 W
1953, 14-45 L	1966, 30-14 W	1967, 17-13 W
	1967, 41-9 W	1969, 41-17 W
	1967, 26-9 W	1973, 14-22 L

COLT PRESEASON RESULTS

1953: Won 3, Lost 3

A 15 Philadelphia Eagles	7-10	L	Norfolk, Va.
A 22 Chicago Cardinals	10-7	W	Lubbock, Texas
A 26 Pittsburgh Steelers	13-6	W	Rochester, N.Y.
S 7 Cleveland Browns	21-23	L	Akron, Ohio
S 12 New York Giants	6-10	L	St. Louis, Mo.
S 20 Washington Redskins	9-3	W	Baltimore

1954: Won 4, Lost 1

A 14 Philadelphia Eagles	10-0	W	Hershey, Pa.
A 22 Pittsburgh Steelers	27-21	W	Pittsburgh
S 10 Pittsburgh Steelers	16-21	L	Tulsa, Okla.
S 15 Chicago Cardinals	20-2	W	Chicago
S 18 Washington Redskins	49-14	W	Baltimore

1955: Won 2, Lost 2, Tied 1

A 13 Philadelphia Eagles	6-21	L	Hershey, Pa.
A 30 Washington Redskins	28-28	T	Baltimore
S 6 New York Giants	14-17	L	Minneapolis, Minn.
S 10 Chicago Cardinals	24-14	W	Chicago
S 18 Pittsburgh Steelers	44-17	W	Buffalo, N.Y.

1956: Won 3, Lost 2

A 11 Philadelphia Eagles	24-13	W	Hershey, Pa.
A 20 New York Giants	10-28	L	Boston, Mass.
A 25 Pittsburgh Steelers	37-16	W	Cincinnati, Ohio
S 9 Philadelphia Eagles	14-19	L	Louisville, Ky.
S 16 Washington Redskins	21-13	W	Baltimore

1957: Won 2, Lost 2, Tied 1

A 17 Philadelphia Eagles	17-10	W	Hershey, Pa.
A 24 Chicago Bears	24-24	T	Cincinnati, Ohio
S 8 Washington Redskins	14-24	L	Baltimore
S 15 Chicago Cardinals	27-9	W	Louisville, Ky.
S 21 Chicago Cardinals	21-27	L	St. Louis, Mo.

1958: Won 2, Lost 3, Tied 1

A 16 Philadelphia Eagles	28-30	L	Hershey, Pa.
A 23 Chicago Cardinals	31-31	T	Austin, Texas

A 29	Washington Redskins	7-27	L	Baltimore
S 6	Pittsburgh Steelers	10-13	L	Buffalo, N.Y.
S 14	New York Giants	27-21	W	Baltimore
S 21	New York Giants	42-21	W	Louisville, Ky.

1959: Won 4, Lost 2

A 14	College All-Stars	29-0	W	Chicago
A 21	New York Giants	28-3	W	Dallas, Texas
A 28	Washington Redskins	23-10	W	Baltimore
S 4	Pittsburgh Steelers	30-21	W	Miami, Fla.
S 13	Philadelphia Eagles	13-35	L	Philadelphia
S 20	Chicago Cardinals	17-31	L	Louisville, Ky.

1960: Won 3, Lost 3

A 12	College All-Stars	32-7	W	Chicago
A 19	Dallas Cowboys	14-10	W	Dallas
A 26	St. Louis Cardinals	21-31	L	Charleston, S.C.
S 2	Pittsburgh Steelers	28-34	L	Miami, Fla.
S 11	Washington Redskins	30-7	W	Baltimore
S 17	Philadelphia Eagles	21-35	L	Hershey, Pa.

1961: Won 3, Lost 2

A 12	Pittsburgh Steelers	20-24	L	Roanoke, Va.
A 18	Minnesota Vikings	13-3	W	Baltimore
A 26	Washington Redskins	41-7	W	Norfolk, Va.
S 1	Dallas Cowboys	24-35	L	Norman, Okla.
S 10	New York Giants	49-20	W	New Haven, Conn.

1962: Won 3, Lost 2

A 11	Philadelphia Eagles	56-28	W	Hershey, Pa.
A 16	Washington Redskins	34-14	W	Washington, D.C.
A 25	Dallas Cowboys	24-10	W	Roanoke, Va.
S 2	Minnesota Vikings	13-24	L	Minneapolis-St. Paul
S 9	Pittsburgh Steelers	9-20	L	Pittsburgh

1963: Won 4, Lost 1

A 10	Philadelphia Eagles	26-21	W	Hershey, Pa.
A 17	Cleveland Browns	21-7	W	Cleveland
A 24	Pittsburgh Steelers	17-14	W	Atlanta, Ga.
A 31	Washington Redskins	27-21	W	Norfolk, Va.
S 7	Chicago Bears	7-14	L	New Orleans, La.

1964: Won 3, Lost 1, Tied 1

A 8	Philadelphia Eagles	28-17	W	Hershey, Pa.
A 14	Detroit Lions	28-28	T	Detroit
A 21	St. Louis Cardinals	21-30	L	St. Louis
A 27	Washington Redskins	41-14	W	Washington, D.C.
S 6	Pittsburgh Steelers	48-17	W	Canton, Ohio

1965: Won 5, Lost 0

A 14	St. Louis Cardinals	22-10	W	New Orleans, La.
A 20	Detroit Lions	23-3	W	Detroit
A 28	Pittsburgh Steelers	38-10	W	Atlanta, Ga.
S 4	Washington Redskins	33-23	W	Norfolk, Va.
S 11	Philadelphia Eagles	33-14	W	Hershey, Pa.

1966: Won 5, Lost 0

A 3	Washington Redskins	35-0	W	Washington, D.C.
A 13	Philadelphia Eagles	31-17	W	New Orleans, La.
A 19	St. Louis Cardinals	33-7	W	St. Louis
A 26	Cleveland Browns	24-17	W	Cleveland
S 1	Detroit Lions	20-0	W	Detroit

1967: Won 4, Lost 1

A 13	Boston Patriots	33-3	W	Boston
A 21	St. Louis Cardinals	5-9	L	St. Louis
A 26	Detroit Lions	14-5	W	Detroit
A 31	Washington Redskins	23-17	W	Washington, D.C.
S 9	Dallas Cowboys	33-7	W	Dallas

1968: Won 5, Lost 1

A 3	Oakland Raiders	14-12	W	Oakland
A 10	Chicago Bears	10-0	W	Birmingham, Ala.
A 16	Washington Redskins	15-13	W	Washington, D.C.
A 23	Detroit Lions	7-14	L	Detroit
A 31	Miami Dolphins	22-13	W	Miami
S 7	Dallas Cowboys	16-10	W	Dallas

1969: Won 6, Lost 0

A 2	San Diego Chargers	26-6	W	San Diego
A 9	Oakland Raiders	34-30	W	Oakland
A 15	Houston Oilers	33-29	W	Houston
A 22	Buffalo Bills	20-7	W	Buffalo
A 30	Miami Dolphins	23-10	W	Miami
S 14	Dallas Cowboys	23-7	W	Dallas

1970: Won 4, Lost 2

A 8	Oakland Raiders	33-21	W	Oakland
A 14	Kansas City Chiefs	17-3	W	Kansas City
A 22	Denver Broncos	24-7	W	Denver
A 29	Miami Dolphins	13-20	L	Miami
S 5	Detroit Lions	20-14	W	Raleigh, N.C.
S 12	Washington Redskins	14-17	L	Washington, D.C.

1971: Won 3, Lost 4

J 30	College All-Stars	24-17	W	Chicago
A 7	Kansas City Chiefs	3-10	L	Baltimore
A 14	Chicago Bears	21-13	W	Baltimore
A 22	Detroit Lions	20-23	L	Ann Arbor, Mich.
A 28	Washington Redskins	20-14	W	Washington, D.C.
S 3	Dallas Cowboys	14-27	L	Baltimore
S 11	Oakland Raiders	3-24	L	Jacksonville, Fla.

1972: Won 3, Lost 3

A 4	Washington Redskins	3-33	L	Tampa, Fla.
A 14	Oakland Raiders	0-16	L	Oakland
A 21	Kansas City Chiefs	23-17	W	Kansas City
A 26	Pittsburgh Steelers	16-13	W	Tampa, Fla.
S 1	Detroit Lions	17-24	L	Tampa, Fla.
S 10	Denver Broncos	20-13	W	Denver

1973: Won 2, Lost 4

A 4	Pittsburgh Steelers	7-34	L	Pittsburgh
A 11	Atlanta Falcons	20-34	L	Atlanta
A 18	Detroit Lions	32-28	W	Memphis, Tenn.
A 25	Washington Redskins	3-20	L	Washington, D.C.
S 1	Houston Oilers	9-20	L	Houston
S 9	Denver Broncos	17-10	W	Denver

1974: Won 1, Lost 4

A 9	Detroit Lions	3-6	L	Baltimore
A 17	Cleveland Browns	37-3	W	Tampa, Fla.
A 26	Chicago Bears	16-20	L	Baltimore
A 31	Atlanta Falcons	7-23	L	Atlanta
S 6	Washington Redskins	6-7	L	Washington, D.C.

1975: Won 2, Lost 4

A 9	Denver Broncos	23-20	W (OT)	Denver
A 16	Atlanta Falcons	3-10	L	Lincoln, Neb.
A 22	Pittsburgh Steelers	10-31	L	Baltimore
A 30	New Orleans Saints	3-27	L	New Orleans
S 8	Houston Oilers	26-21	W	Houston
S 12	Washington Redskins	10-24	L	Baltimore

1976: Won 2, Lost 4

J 31	Cleveland Browns	21-0	W	Lincoln, Neb.
A 6	Washington Redskins	20-3	W	Baltimore
A 14	Chicago Bears	14-25	L	Chicago
A 20	New Orleans Saints	20-26	L (OT)	Baltimore
A 28	Atlanta Falcons	7-21	L	Atlanta
S 2	Detroit Lions	9-24	L	Detroit

PRESEASON SERIES RECORDS

Won 78, Lost 51, Tied 4

	Won	Lost	Tied	First Meeting
Atlanta Falcons	0	4	0	1973
Buffalo Bills	1	0	0	1969
Chicago Bears	2	3	1	1957
Cleveland Browns	4	1	0	1953
College All-Stars	3	0	0	1959
Dallas Cowboys	5	2	0	1960
Denver Broncos	4	0	0	1970
Detroit Lions	5	5	1	1964
Houston Oilers	2	1	0	1969
Kansas City Chiefs	2	1	0	1970
Miami Dolphins	2	1	0	1968
Minnesota Vikings	1	1	0	1961
New England Patriots	1	0	0	1967
New Orleans Saints	0	2	0	1975
New York Giants	4	3	0	1953
Oakland Raiders	3	2	0	1968
Philadelphia Eagles	8	5	0	1953
Pittsburgh Steelers	9	8	0	1953
St. Louis Cardinals	6	5	1	1953
San Diego Chargers	1	0	0	1969
Washington Redskins	15	7	1	1953

COLT INFORMATION

COLT PRONUNCIATION GUIDE

Ernie Accorsi	.A-KOR-see
Dick Bielski	.BEEL-skee
Chuck Bonica	.BON-e-ka
George Boutselis	.Boots-el-lis
James Brechbiel	.BREK-beel
Joe Causin	.KAW-zen
Jim Cheyunski	.CHAY-un-skee
Bill Deutsch	.Doich
Glenn Doughty	.DOW-tee
Whitey Dovell	.Dough-VEL
Joe Ehrmann	.ER-man
Eddie Khayat	.Ki-yat
George Kunz	.KOUNS
Frank Lauterbur	.LAW-tur-bur
Ben Lazaro	.La-ZAR-o
Tom MacLeod	.Mc-CLOUD
Ted Marchibroda	.MARCH-a-BRO-da
Mike Ozdowski	.Oz-DOW-skee
Fred Schubach	.SHOO-bak
Brian Sikorski	.Sa-KOR-skee
Richard Szymanski	.Sa-MAN-skee
Bob Terpening	.TUR-pen-in
Bob Van Dyne	.VAN DINE
James Waechter	.WOK-ter

RADIO-TV OUTLETS

The Baltimore Colts have continued their radio affiliation with WCBM in Baltimore for the 1977 season while WMAR-TV, Baltimore's Channel 2, will return as the team's television flagship station for preseason games.

All games, both preseason and regular season, will be aired by WCBM.

Meanwhile, three of the Colts' six preseason games are scheduled for national television with CBS airing Baltimore's August 14 game at Houston with NBC carrying the Colts' first home game, the August 19 encounter with the Minnesota Vikings. And NBC's cameras also will be on the scene on August 27 when Baltimore meets the Cowboys in Dallas.

Tom Brookshire will call the play-by-play with Johnny Unitas adding the color on preseason games televised this season by WMAR-TV.

Chuck Thompson and Vince Bagli will form the WCBM radio team again in 1977.

Thompson, who will handle the radio play-by-play descriptions, came to Baltimore in the late 1940s from Philadelphia to broadcast the International League Orioles and All-America Football Conference Colts. He is recognized as one of the nation's outstanding broadcasters and has won many major broadcasting honors.

Thompson has worked World Series and National Football League championship games nationally, on both radio and television. Among his more memorable broadcasts are the 1958 Colts-Giants "sudden



Vince Bagli and Chuck Thompson

death" NFL championship game and the dramatic seventh game of the 1960 Pirates-Yankees World Series won by Pittsburgh on Bill Mazeroski's home run.

Bagli, the popular sports director for WBAL-TV, will handle the color commentary. He was a sports writer for the *Baltimore News-American* before moving to the electronic media and WBAL in 1963.

He also is widely honored having twice won the National Sportscaster Award for Maryland.

TRAINING CAMP

For the third consecutive season, the Baltimore Colts will use the facilities at Goucher College in Towson, just inside the Beltway north of the city, as their training location.

Rookies are scheduled to report July 16 with veterans checking in a week later, on July 23. The camp will close in late August.

THE BALTIMORE COLTS MARCHING BAND

The Baltimore Colts Marching Band is observing its 31th anniversary this season. Founded in 1947 for the All-America Football Conference Colts, the band remained active in 1951-52, when Baltimore was without football, and aided in the campaign to return football to the city in 1953.

The band, composed of volunteer musicians, performs annually at regular season and preseason games and prior to every kickoff. The 160 members begin rehearsals in late spring and make appearances at parades and other special events throughout the year, including the Preakness at Pimlico Race Track, where the band recently played for the 15th consecutive year.

The band is represented in the Professional Football Hall of Fame in Canton, O., by its first bass drum (donated in 1966) and a number of other original band items (1971). The band is recognized as the first in professional football to incorporate a cheerleader unit (1954).

The 1976 band staff includes: Arthur H. Schmersal, Director; Richard E. DiStefano, Business Manager; Sam Orofino, Personnel Director; Bonnie Peddicord, Choreographer and Head Majorette; Carol Amoss, Assistant Choreographer; H. Erich Koch, Librarian; Ed Thomas, Photographer; John Ziemann, Publicity Director; Richard E. Otto, Drum Major; and Richard I. Hill, Assistant Director.

COLTS FIGHT SONG

(Words and music by Jo Lombardi and Benjamin Klasmer)

Let's go you Baltimore Colts,
And put that ball across the line.
So, drive on you Baltimore Colts,
Go in and strike like lightning bolts.
Fight, Fight, Fight.
Rear up you Colts and let's fight.
Crash through and show them your might.
For Baltimore and Maryland
You will march on to victory.

COLTS CORRALS

Perhaps the most unique fan group in professional sports is the Colts' Corrals, a group of associated fan clubs with a total membership in excess of 1800. They started as a single club, Corral #1, 19 years ago, and have expanded continually, with Corrals 30 and 31 being added this year.

In addition to attending all the Colts' home games and many of the road contests, the Corrals engage in numerous activities, which promote the Colts and football in the Maryland-Delaware area. They also are active in charity fund raising and for the past eight years have conducted a Veterans Day program at one of the Colt home games.

The Corrals have participated in the enshrinement of four Colts—Gino Marchetti, 1972; Jim Parker and Raymond Berry, 1973; and Lenny Moore, 1975—into the Pro Football Hall of Fame.

Probably the best known activities of the Corrals are their off-season banquets, at which they honor Colt players and coaches and the annual convention and mammoth parade.

The coordinating body of the Corrals is the Council, which meets monthly. Chairman of the 1977 Council is John Hoffman; Vice Chairman, Bill Murray; Treasurer, Dale Bupp; Secretary, "Loudy" Loudenslager; and Sergeant at Arms, Jack Hurst.

Persons desiring more information about the Corrals, should write: Colts Corrals, P.O. Box 8409, Parkville, Maryland 21234.

HARRY R. SHRIVER, P.A. Announcer

"Good afternoon, Ladies and Gentlemen. This is Harry Shriver, your Stadium announcer" These are familiar words to every Colt fan in Baltimore. For over a decade now these words have rung through Memorial Stadium and christened every Colt home game.

This will be Harry Shriver's 14th year as the Colts' Public Address Announcer. He became the Colts' "Stadium Voice" in 1964 when he was Sports Director of WFBR Radio.

Shriver is now President and General Manager of WFBR and WBKZ-FM. He is a panelist on WFBR's award-winning "Conference Call" public affairs program and for many years has served as master of ceremonies at the weekly dinner meetings of the Quarterback Club of Baltimore. Shriver was President of the Maryland-District of Columbia-Delaware Broadcasters' Association (1975-76) and served two terms as Chairman of the Baltimore Broadcasters' Coalition.

Active in civic affairs, Shriver served two years as President of The Baltimore Association for Retarded Children, two terms on the Board of Directors of the Maryland Cancer Society, and was Chairman of a State committee to study the problems of mental retardation in Mary-



land. He has also been actively involved with the United Fund of Central Maryland.

Shriver, whose public address job is his last remaining connection with sports, has called every home game since 1964 except one. A virus kept him from the Colts' home opener against St. Louis in 1972.

Shriver and his wife Pat and their two children live in the Pikesville area.

BALTIMORE MEMORIAL STADIUM

Baltimore Memorial Stadium was completed in 1954. Construction began in 1949, the final season of Baltimore's play in the All-America Football Conference, on the same site as the original Baltimore Stadium. Work continued through 1949 and the 1950 National Football League season without the Colts missing a home game.

Construction was suspended following the dissolution of the Baltimore NFL franchise in 1950, and did not resume until 1952. Work continued through the 1953 season, when the current Colt team moved to the city from Dallas.

The stadium, in its present form, was completed prior to the 1954 season with a capacity of 52,000. Additions brought the capacity up to a high of 60,240 in 1970. Comfort refinements have reduced the current capacity to 56,626 for Colt games played before conversion from the baseball configuration, and 60,763, when the football configuration is completed.

The original Baltimore Stadium was built of wood on mounds of dirt beginning in 1922. It was completed in 1924 with a seating capacity of 80,000 and officially dedicated on November 29, 1924, when 80,150 persons attended the Army-Navy game. Capacity later was reduced to 66,000.

THE QUARTERBACK CLUB OF BALTIMORE

The Quarterback Club of Baltimore meets each Monday evening after Colt home games. Every meeting is attended by a Colt player or coach, who speaks to the members and answers their questions about the past game.

Founded in 1959, the club serves to promote football in the Baltimore metropolitan area. Each year it conducts its annual Scholarship Awards Night dinner at which is presented its John Unitas Football Man of the Year, High School Coach of the Year, Most Valuable Colt Player of the Year, and Greater Baltimore High School Player of the Year, who receives a \$1000 scholarship.

The 1977 officers for the Quarterback Club include: Jack Lawrence, president; Robert Pivec, vice president; Frank Just, treasurer; and Herb Wright, secretary.

1977 NATIONAL FOOTBALL LEAGUE SCHEDULE

(All times local)

SUNDAY, SEPTEMBER 18

- 1. Baltimore at Seattle 1:00
- 2. Cleveland at Cincinnati 1:00
- 3. Dallas at Minnesota (CBS) 3:00
- 4. Detroit at Chicago 1:00
- 5. Green Bay at New Orleans 1:00
- 6. Kansas City at New England 1:00
- 7. Los Angeles at Atlanta 1:00
- 8. Miami at Buffalo 1:00

9.	New York Jets at Houston	3:00
10.	St. Louis at Denver	2:00
11.	San Diego at Oakland	1:00
12.	Tampa Bay at Philadelphia	1:00
13.	Washington at New York Giants	1:00

MONDAY, SEPTEMBER 19

14.	San Francisco at Pittsburgh	(ABC) 9:00
-----	-----------------------------	------------

SATURDAY, SEPTEMBER 24

15.	Minnesota at Tampa Bay	8:00
-----	------------------------	------

SUNDAY, SEPTEMBER 25

16.	Atlanta at Washington	1:00
17.	Baltimore at New York Jets	1:00
18.	Buffalo at Denver	2:00
19.	Chicago at St. Louis	1:00
20.	Houston at Green Bay	1:00
21.	Miami at San Francisco	1:00
22.	New Orleans at Detroit	1:00
23.	New York Giants at Dallas	1:00
24.	Oakland at Pittsburgh	(NBC) 4:00
25.	Philadelphia at Los Angeles	1:00
26.	San Diego at Kansas City	1:00
27.	Seattle at Cincinnati	1:00

MONDAY, SEPTEMBER 26

28.	New England at Cleveland	(ABC) 9:00
-----	--------------------------	------------

SUNDAY, OCTOBER 2

29.	Buffalo at Baltimore	2:00
30.	Cincinnati at San Diego	1:00
31.	Denver at Seattle	1:00
32.	Green Bay at Minnesota	1:00
33.	Houston at Miami	4:00
34.	New England at New York Jets	1:00
35.	New Orleans at Chicago	1:00
36.	New York at Atlanta	1:00
37.	Philadelphia at Detroit	1:00
38.	Pittsburgh at Cleveland	1:00
39.	St. Louis at Washington	(CBS) 4:00
40.	San Francisco at Los Angeles	1:00
41.	Tampa Bay at Dallas	1:00

MONDAY, OCTOBER 3

42.	Oakland at Kansas City	(ABC) 8:00
-----	------------------------	------------

SUNDAY, OCTOBER 9

43.	Atlanta at San Francisco	1:00
44.	Cincinnati vs. Green Bay at Milwaukee	1:00
45.	Dallas at St. Louis	(CBS) 3:00
46.	Detroit at Minnesota	1:00
47.	Kansas City at Denver	2:00
48.	Miami at Baltimore	2:00
49.	New York Jets at Buffalo	1:00
50.	Oakland at Cleveland	1:00
51.	Philadelphia at New York Giants	1:00
52.	Pittsburgh at Houston	1:00
53.	San Diego at New Orleans	1:00
54.	Seattle at New England	1:00
55.	Washington at Tampa Bay	4:00

MONDAY, OCTOBER 10

56. Los Angeles at Chicago (ABC) 8:00

SUNDAY, OCTOBER 16

57. Atlanta at Buffalo 1:00
58. **Baltimore at Kansas City** **12:00**
59. Chicago at Minnesota 1:00
60. Cleveland at Houston 1:00
61. Denver at Oakland (NBC) 1:00
62. Green Bay at Detroit 1:00
63. New England at San Diego 1:00
64. New Orleans at Los Angeles 1:00
65. New York Jets at Miami 4:00
66. St. Louis at Philadelphia 1:00
67. San Francisco at New York Giants 1:00
68. Tampa Bay at Seattle 1:00
69. Washington at Dallas (CBS) 3:00

MONDAY, OCTOBER 17

70. Cincinnati at Pittsburgh (ABC) 9:00

SUNDAY, OCTOBER 23

71. Atlanta at Chicago 1:00
72. **Baltimore at New England** (NBC) **4:00**
73. Cleveland at Buffalo 1:00
74. Dallas at Philadelphia 1:00
75. Denver at Cincinnati 1:00
76. Detroit at San Francisco 1:00
77. Green Bay at Tampa Bay 1:00
78. Houston at Pittsburgh 1:00
79. Kansas City at San Diego 1:00
80. New Orleans at St. Louis 1:00
81. New York Giants at Washington 1:00
82. Oakland at New York Jets 1:00
83. Seattle at Miami 1:00

MONDAY, OCTOBER 24

84. Minnesota at Los Angeles (ABC) 6:00

SUNDAY, OCTOBER 30

85. Buffalo at Seattle 1:00
86. Chicago at Green Bay 1:00
87. Detroit at Dallas 1:00
88. Houston at Cincinnati 1:00
89. Kansas City at Cleveland 1:00
90. Los Angeles at New Orleans 1:00
91. Minnesota at Atlanta 1:00
92. New York Jets at New England 1:00
93. Oakland at Denver 2:00
94. Philadelphia at Washington 1:00
95. **Pittsburgh at Baltimore** (NBC) **4:00**
96. San Diego at Miami 1:00
97. Tampa Bay at San Francisco 1:00

MONDAY, OCTOBER 31

98. New York Giants at St. Louis (ABC) 8:00

SUNDAY, NOVEMBER 6

99. Buffalo at New England 1:00
100. Chicago at Houston 1:00
101. Cincinnati at Cleveland 1:00

102.	Dallas at New York Giants	1:00
103.	Green Bay at Kansas City	1:00
104.	Miami at New York Jets	1:00
105.	New Orleans at Philadelphia	1:00
106.	Pittsburgh at Denver	2:00
107.	St. Louis at Minnesota	(CBS) 3:00
108.	San Diego at Detroit	1:00
109.	San Francisco at Atlanta	1:00
110.	Seattle at Oakland	1:00
111.	Tampa Bay at Los Angeles	1:00

MONDAY, NOVEMBER 7

112.	Washington at Baltimore	(ABC) 9:00
------	-------------------------	------------

SUNDAY, NOVEMBER 13

113.	Baltimore at Buffalo	1:00
114.	Cincinnati at Minnesota	(NBC) 3:00
115.	Cleveland at Pittsburgh	1:00
116.	Denver at San Diego	1:00
117.	Detroit at Atlanta	1:00
118.	Houston at Oakland	1:00
119.	Kansas City at Chicago	1:00
120.	Los Angeles vs. Green Bay at Milwaukee	1:00
121.	New England at Miami	1:00
122.	New York Giants at Tampa Bay	1:00
123.	San Francisco at New Orleans	1:00
124.	Seattle at New York Jets	1:00
125.	Washington at Philadelphia	1:00

MONDAY, NOVEMBER 14

126.	St. Louis at Dallas	(ABC) 8:00
------	---------------------	------------

SUNDAY, NOVEMBER 20

127.	Atlanta at New Orleans	1:00
128.	Cleveland at New York Giants	1:00
129.	Dallas at Pittsburgh	(CBS) 4:00
130.	Denver at Kansas City	1:00
131.	Houston at Seattle	1:00
132.	Los Angeles at San Francisco	1:00
133.	Miami at Cincinnati	1:00
134.	Minnesota at Chicago	1:00
135.	New England at Buffalo	1:00
136.	New York Jets at Baltimore	2:00
137.	Philadelphia at St. Louis	1:00
138.	Oakland at San Diego	1:00
139.	Tampa Bay at Detroit	1:00

MONDAY, NOVEMBER 21

140.	Green Bay at Washington	(ABC) 9:00
------	-------------------------	------------

THURSDAY, NOVEMBER 24

(Thanksgiving Day)

141.	Chicago at Detroit	(CBS) 12:30
142.	Miami at St. Louis	(NBC) 2:30

SUNDAY, NOVEMBER 27

143.	Atlanta at Tampa Bay	1:00
144.	Baltimore at Denver	2:00
145.	Dallas at Washington	(CBS) 4:00
146.	Kansas City at Houston	1:00
147.	Los Angeles at Cleveland	1:00
148.	Minnesota at Green Bay	1:00

149.	New Orleans at San Francisco	1:00
150.	New York Giants at Cincinnati	1:00
151.	Philadelphia at New England	1:00
152.	Pittsburgh at New York Jets	1:00
153.	San Diego at Seattle	1:00

MONDAY, NOVEMBER 28

154.	Buffalo at Oakland	(ABC) 6:00
------	--------------------	------------

SUNDAY, DECEMBER 4

155.	Chicago at Tampa Bay	1:00
156.	Cincinnati at Kansas City	1:00
157.	Cleveland at San Diego	1:00
158.	Denver at Houston	1:00
159.	Detroit at Green Bay	1:00
160.	New England at Atlanta	1:00
161.	New York Jets at New Orleans	3:00
162.	Philadelphia at Dallas	1:00
163.	Oakland at Los Angeles	(NBC) 1:00
164.	St. Louis at New York Giants	1:00
165.	San Francisco at Minnesota	1:00
166.	Seattle at Pittsburgh	1:00
167.	Washington at Buffalo	1:00

MONDAY, DECEMBER 5

168.	Baltimore at Miami	(ABC) 9:00
------	--------------------	------------

SATURDAY, DECEMBER 10

169.	Pittsburgh at Cincinnati	(NBC) 1:00
170.	Washington at St. Louis	(CBS) 2:30

SUNDAY, DECEMBER 11

171.	Atlanta at Los Angeles	1:00
172.	Buffalo at New York Jets	1:00
173.	Detroit at Baltimore	2:00
174.	Green Bay at Chicago	1:00
175.	Houston at Cleveland	1:00
176.	Miami at New England	1:00
177.	Minnesota at Oakland	(CBS) 1:00
178.	New York Giants at Philadelphia	1:00
179.	Seattle at Kansas City	1:00
180.	San Diego at Denver	2:00
181.	Tampa Bay at New Orleans	1:00

MONDAY, DECEMBER 12

182.	Dallas at San Francisco	(ABC) 6:00
------	-------------------------	------------

SATURDAY, DECEMBER 17

183.	Los Angeles at Washington	(CBS) 1:00
184.	Buffalo at Miami	(NBC) 4:00
185.	Minnesota at Detroit	(ABC) 9:00

SUNDAY, DECEMBER 18

186.	Chicago at New York Giants	1:00
187.	Cincinnati at Houston	1:00
188.	Cleveland at Seattle	1:00
189.	Denver at Dallas	1:00
190.	Kansas City at Oakland	1:00
191.	New England at Baltimore	(NBC) 4:00
192.	New Orleans at Atlanta	1:00
193.	New York Jets at Philadelphia	1:00
194.	Pittsburgh at San Diego	1:00

195.	St. Louis at Tampa Bay	1:00
196.	San Francisco vs. Green Bay at Milwaukee	1:00


POSTSEASON

Saturday, December 24	AFC Divisional Playoffs (NBC)
Monday, December 26	NFC Divisional Playoffs (CBS)
Sunday, January 1	AFC Championship Game (NBC) NFC Championship Game (CBS)
Sunday, January 15	Super Bowl XII at Louisiana Superdome, New Orleans (CBS)
Monday, January 23	AFC-NFC Pro Bowl at Tampa (night, ABC)

THE 1977 BIRMINGHAM COLTS FOOTBALL CLUB

The Birmingham Colts Football Club is located at 1000 1st Avenue North, Birmingham, Alabama 35203. The mailing address is: Birmingham Colts Football Club, P.O. Box 1000, Birmingham, Alabama 35203. Telephone: (205) 325-1000.

Colts Football Club is a 501(c)(3) non-profit organization. All proceeds from the sale of tickets and merchandise are used to support the club's activities. The club is open to all fans and is a great place to enjoy the game.



SWAGEL GOLF TICKETS

Swagel Golf Tickets are available for the 1977 season. Tickets are available for the stadium and all other areas. Tickets are available for purchase at the stadium and at all other locations.

For more information on Swagel Golf Tickets, please contact the Birmingham Colts Football Club at (205) 325-1000. Tickets are available for purchase at the stadium and at all other locations.

The 1977 Birmingham Colts Football Club has been organized to provide the fans with the best possible experience. The club is open to all fans and is a great place to enjoy the game.

For more information on the 1977 Birmingham Colts Football Club, please contact the club at (205) 325-1000. The club is open to all fans and is a great place to enjoy the game.

For more information on the 1977 Birmingham Colts Football Club, please contact the club at (205) 325-1000. The club is open to all fans and is a great place to enjoy the game.

COLT TICKET INFORMATION

TICKET OFFICE

The Baltimore Colts Ticket Office is located at entrance E-1 of Memorial Stadium. The mailing address is: Baltimore Colts Ticket Office, Memorial Stadium, Baltimore, Maryland 21218.

Telephone: 301-243-3611

The ticket office is open Monday through Friday from 9 a.m. to 5 p.m. and from 9 a.m. to 5 p.m. on Saturdays before home games. Ticket windows open two hours before kickoff on game days.

SEASON TICKETS

Colt season tickets are priced at \$90 and \$81, which includes 10% admissions tax. Add \$1 for postage and handling. To order season tickets, interested persons should write the ticket office and include a telephone number, where they can be reached during the day, their name and address.

SINGLE GAME TICKETS

Single game tickets for the Colts nine 1977 home games will go on sale August 8 at the stadium and at all regional Ticketron outlets. Tickets are priced at \$10, \$9, \$6 and \$4, including 10% admissions tax.

MEDIA INFORMATION

The 1977 Baltimore Colts Yearbook has been prepared to assist the media in its coverage of the team during the 1977 season. Contents of the yearbook will be supplemented during the season through weekly mailings.

Should additional information, statistics, photographs or other materials be required, contact:

WILT BROWNING

Publicity Director

BALTIMORE COLTS

Executive Plaza III

Hunt Valley, Maryland 21031

Telephone: 301-667-4400

CREDENTIALS: Requests for press and photographers credentials should be made in writing at least 10 days before the assigned game to allow ample time for mailing. Photo editors should state if they wish to work from the sideline or the press box, since a separate credential is required for each location.

WILL CALL: Credentials which cannot be mailed will be left at the PRESS WILL CALL window located at gate E-2 of Memorial Stadium. This window will be open 2½ hours before the scheduled kickoff.

COPY TRANSMISSION: Western Union Telex machines and Sportscom telecopiers are available for all home games. Those providing their own telecopiers MUST provide their own telephones, with orders being placed through the C & P Telephone Company.

SEAT LOCATIONS: All seats in the Memorial Stadium press box are labeled by media affiliation. Also, everyone is required to wear their credential at all times, while in Memorial Stadium.

PRIVATE NUMBERS

Publicity Office, Training Camp 296-6953
Wilt Browning, Office after 5 p.m. 667-4419
Wilt Browning, Home (717) 993-6722


**FROM ONE BIG BLUE
TEAM TO ANOTHER:**

**"LET'S GO,
COLTS!"**



DON WHITE

Car Center
Chrysler-Plymouth
123 North Point Blvd.
Baltimore
288-3100



CRES TATE

Tate
Chrysler-Plymouth, Inc.
7 North Ritchie Hwy.
Glen Burnie
761-1560



DOUG GRIFFITH

Doug Griffith
Chrysler-Plymouth, Inc.
9213 Harford Rd.
Baltimore
661-3400



JOE HARRISON

Chrysler-Plymouth
West, Inc.
5530 Baltimore
National Pike
Catonsville
744-7170



DAN COREY

Timonium
Chrysler-Plymouth, Inc.
10300 York Road
Cockeysville
666-9600



LEW PENN

Penn Brothers, Inc.
201 Reisterstown Rd.
Pikesville
486-0700



STAN KAUFMAN

Capitol Motors, Inc.
240 West Street
Annapolis
269-1700

**Your Baltimore Metro
Chrysler-Plymouth Dealers.**



CHRYSLER

Plymouth

GOOD LUCK COLTS!

**See your Baltimore Metro
Chrysler-Plymouth Dealer.**

**Car Center
Chrysler-Plymouth**
123 North Point Blvd.
Baltimore
288-3100

**Doug Griffith
Chrysler-Plymouth**
9213 Harford Rd.
Baltimore
661-3400

Penn Brothers
201 Reisterstown Rd.
Pikesville
486-0700

Tate Chrysler-Plymouth
7 North Ritchie Highway
Glen Burnie
761-1560

**Chrysler-Plymouth
West**
5530 Balto. National Pike
Catonsville
744-7170

**Timonium
Chrysler-Plymouth**
10300 York Road
Cockeysville
666-9600

Capitol Motors
240 West Street
Annapolis
269-1700