



2019 JACKSONVILLE JAGUARS
MEDIA GUIDE



JACKSONVILLE JAGUARS 2019 SCHEDULE

HOME GAMES AT TIAA Bank Field

PRESEASON

AT BALTIMORE RAVENS	THU 08.08	7:30 P.M.	WFOX-TV
VS PHILADELPHIA EAGLES	THU 08.15	7 P.M.	WFOX-TV
AT MIAMI DOLPHINS	THU 08.22	8 P.M.	WFOX-TV
VS ATLANTA FALCONS	THU 08.29	7 P.M.	WFOX-TV

REGULAR SEASON

VS KANSAS CITY CHIEFS	SUN 09.08	1 P.M.	CBS
AT HOUSTON TEXANS	SUN 09.15	1 P.M.	CBS
VS TENNESSEE TITANS	THU 09.19	8:20 P.M.	NFLN
AT DENVER BRONCOS	SUN 09.29	4:25 P.M.	CBS
AT CAROLINA PANTHERS	SUN 10.06	1 P.M.	CBS
VS NEW ORLEANS SAINTS	SUN 10.13	1 P.M.	CBS
AT CINCINNATI BENGALS	SUN 10.20	1 P.M.	CBS
VS NEW YORK JETS	SUN 10.27	1 P.M.	CBS
VS HOUSTON TEXANS [LONDON]	SUN 11.03	9:30 A.M.	NFLN

BYE WEEK

AT INDIANAPOLIS COLTS	SUN 11.17	1 P.M.	CBS
AT TENNESSEE TITANS	SUN 11.24	4:05 P.M.	CBS
VS TAMPA BAY BUCCANEERS	SUN 12.01	1 P.M.	FOX
VS LOS ANGELES CHARGERS	SUN 12.08	4:05 P.M.	FOX
AT OAKLAND RAIDERS	SUN 12.15	4:05 P.M.	CBS
AT ATLANTA FALCONS	SUN 12.22	1 P.M.	FOX
VS INDIANAPOLIS COLTS	SUN 12.29	1 P.M.	CBS



#DUUUVAL

TICKETS: JAGUARS.COM | 904.633.2000

ALL TIMES EASTERN AND SUBJECT TO CHANGE BY THE NFL

TABLE OF CONTENTS



INTRODUCTION

Staff Directory	2-3
25th Season	4
TIAA Bank Field.....	5
Jaguars in the Community.....	6

BIOGRAPHIES

Shad Khan	7
Mark Lamping	8
Tom Coughlin	8
Dave Caldwell	9
Front Office	10
Doug Marrone	14
Coaching Staff	15
Player Personnel	28
Football Operations	32
Medical Staff.....	37
Front Office	38
Veteran Players	42
First-Year Players.....	123
Draft Class	124
Rookie Free Agents	131

2018 IN REVIEW

Final NFL Standings.....	135
Game-By-Game Starters.....	136
Participation	137
Statistics	139
Game Summaries	145

HISTORY

Pride of the Jaguars.....	153
All-Time Honors.....	154
Draft History	157
Free Agency History.....	160
All-Time Alphabetical Roster	164
All-Time Coaching Roster.....	167
All-Time Numerical Roster.....	168
Team All-Time Results	171
Year-By-Year Results	172

HISTORY

Preseason Results.....	176
Series Results.....	177
Statistics (1995-2018)	183
Playoff Game Summaries.....	207
Attendance and Weather Records.....	211
Prime-Time Games.....	212
Overtime Appearances	213

RECORD SECTION

Yearly Leaders	214
Team Records.....	219
Career Records.....	230
Single Season Records.....	236
Single Game Records.....	239

FRANCHISE FACTS

Daily's Place	246
The ROAR and Jaxson De Ville	247
Jaguars U.K.....	248
Broadcast Information	259
NFL Schedule	250

JACKSONVILLE JAGUARS, LLC
 1 TIAA BANK FIELD DRIVE, JACKSONVILLE, FL 32202
 (904) 633-6000 - (904) 633-2000 (TICKETS) - (904) 633-6050 (FAX)
WWW.JAGUARS.COM

The Jacksonville Jaguars Media Guide was written by
 Dan Edwards, Tad Dickman, Amanda Holt, Alex Brooks, David Wolf and Alessandro
 Carusone

Photography by Rick Wilson.
 Media guide design by Alex Brooks, Laura Sliva and David Wolf.
 Cover design by Laura Sliva.

Copyright 2019, Jacksonville Jaguars, LLC



STAFF DIRECTORY



EXECUTIVE

Owner	Shad Khan
President	Mark Lamping
Executive Vice President of Football Operations	Tom Coughlin
General Manager	David Caldwell
Executive Assistant to the Owner and President	Alisa Abbott
Assistant to the General Manager and Administrator of Football Operations	Dana DesJarlais
Assistant to the EVP of Football Operations and to the Head Coach	ElizaBeth Mayers
Personal Assistant to Shad and Ann Khan	Kate McCoy

BUSINESS OPERATIONS LEADERSHIP TEAM

Senior Vice President of Sales and Service and Chief Content Officer	Chad Johnson
Senior Vice President and Chief Financial Officer	Kelly Flanagan
Senior Vice President and Chief Legal Officer	Megha Parekh
Chief Marketing Officer	Julian Duncan
Senior Vice President of Communications	Dan Edwards
Senior Vice President of Corporate Partnerships	Scott Massey
Senior Vice President of Jaguars Foundation and Community Impact	Peter Racine
Senior Vice President of Facility Operations and Programming	Larry Wilson
Senior Vice President of International Development	Hussain Naqi

COACHING

Head Coach	Doug Marrone	Tight Ends Coach	Ron Middleton
Special Teams Coordinator	Joe DeCamillis	Quarterbacks Coach	Scott Milanovich
Offensive Coordinator	John DeFilippo	Offense-Research	Eric Price
Strength and Conditioning Coordinator	Tom Myslinski	Assistant Linebackers Coach	Mike Rutenberg
Defensive Coordinator	Todd Wash	Assistant Strength and Conditioning Coach	Cedric Scott
Senior Defensive Assistant	Dom Capers	Assistant Offensive Line Coach	Tony Sparano Jr.
Linebackers Coach	Mark Collins	Defensive Assistant	Dwayne Stukes
Secondary Coach - Safeties	Joe Danna	Defensive Line Coach	Jason Rebrovich
Assistant Running Backs Coach	John Donovan	Running Backs Coach	Terry Robiskie
Strength and Conditioning Associate	Sean Karpf	Secondary Coach - Cornerbacks	Tim Walton
Strength and Conditioning Associate	Jess Langvardt	Offensive Line Coach	George Warhop
Assistant Special Teams Coordinator	Mike Mallory	Director of Team Administration	Tyler Wolf
Wide Receivers Coach	Keenan McCardell		

FRONT OFFICE

SCOUTING

Director of Player Personnel	Chris Polian
Assistant Director of Player Personnel	Andy Dengler
Director of Pro Personnel	Chris Driggers
Director of College Scouting	Mark Ellenz
Assistant Director of Pro Personnel	DeJuan Polk
Assistant Director of College Scouting	Paul Roell
College Scout	Casey Belongia
College Scout	Jason DesJarlais
College Scout	Jarrod Highberger
College Scout	Jared Kirksey
College Scout	Marty Miller
College Scout	Antonio Robinson
College Scout	Chris Snee
College Scout	Brian Squeglia
Scouting Associate	Joseph Anile
Scouting Associate	Kevin Cohn
Coordinator of Scouting Administration	Leslie Ladd

FOOTBALL ADMINISTRATION

Director of Football Administration	Tim Walsh
Special Assistant to the General Manager	John Idzik
Director of Team Security	Skip Richardson
Manager of Facilities Security	Bobby Lyle
Director of Player Development and Youth Football	Marcus Pollard
Player Engagement and Youth Football Manager	Tim Owens

FOOTBALL TECHNOLOGY

Senior Vice President of Football Administration and Technology	Tony Khan
Director of Football Technology and Facilities	Mike Perkins
Director of Football Systems	Mike Stoerber
Manager of Football Technology	Chris Reier
Football Database Analyst	Zach Beistline
Video Assistant	Henderson McPherson
Video Assistant	Ian Mutch

FOOTBALL LOGISTICS

Director of Football Operations	Hamzah Ahmad
Manager of Team Travel	J.K. LaCoste
Manager of Football Operations	Brandon Roth
Football Operations Coordinator	Brian Kensil

EQUIPMENT

Head Equipment Manager	Jimmy Luck
Associate Equipment Manager	Geoff DeLuca
Associate Equipment Manager	George Pellicer
Associate Equipment Manager	Kyle Stillwell

TRAINING & MEDICAL

Head Athletic Trainer	Scott Trulock
Director of Performance Nutrition	Mindy Black
Athletic Performance Specialist/ Assoc. Athletic Trainer & Physical Therapist	Peter Draovitch
Associate Athletic Trainer/Physical Therapist	Robert Hoenshel
Associate Athletic Trainer	Justin Bland
Associate Athletic Trainer	Rod Scott
Performance Nutrition Fueling Station Manager	Antonio Pepe

COMMUNICATIONS, PUBLIC RELATIONS & BROADCASTING

Director of Public Relations	Tad Dickman
Director of Communications	Amanda Holt
Manager of Public Relations	Alex Brooks
Public Relations Assistant	David Wolf
Director of Broadcasting	Patrick Kavanagh
Executive Producer	Dave DeCandis
Broadcast Media Coordinator	Max Hochman
Digital Reporter and Host	Ashlyn Sullivan
Senior Writer	John Oehser
Senior Correspondent	Brian Sexton
Senior Reporter and Editor	J.P. Shadrick
Manager of Radio	Joe Fortunato
Broadcast Media Coordinator	Brent Reber

FACILITIES

Director of Facility Operations	Ryan Prep
Director of Concessions and Capital Projects	Nik Sobic
Director of Private Event Sales	Kristen Inman
Facilities Project Manager	Lori Windisch
Senior Manager of Private Events and Sales	Mianne Williams
Senior Event Manager	Jackie Scibelli
Manager of Office Logistics	Kevin Lanahan
Event Coordinator	Callie Lucas
Booking and Event Coordinator	Savannah Halley
IT/AV Support Technician	Brad Scull
Office Logistics Clerk	John Kall

STAFF DIRECTORY



LEGAL

General Counsel Cassie Sadowitz
 Associate General Counsel Lauren Strackbine
 Network and Systems Administrator David Hodges
 Stadium Projects and Player Development Coordinator Kyle Buerkett

PEOPLE DEVELOPMENT AND ADMINISTRATION

Vice President of People Development and Administration Jessica Jones
 Manager of People Development Victoria Croy
 Sales and Service Coordinator Tara Sahi
 Receptionist Brenda Mallory
 Receptionist Raylicia Young
 People Development Assistant Kim Glover

TECHNOLOGY

Vice President of Technology Mike Webb
 Senior Manager of Technology and Events Jason Dean
 Database and Applications Development Manager Shannon Gray
 Network and Systems Administrator Michael Potts
 Technical Support Analyst Steven Hepner
 Lead Technical Support Analyst Chris Yeiter
 Principal Software Architect Justin VonHagen
 Software Development and Technical Support Analyst Steven Fowler

FINANCE AND ANALYTICS

Vice President of Finance Mark Sirota
 Vice President of Decision Science Arri Landsman-Roos
 Director of Financial Planning and Analysis William Tutwiler
 Director of Corporate Accounting Melisa Keenan
 Senior Accountant Natasha Thomas
 Director of Payroll and Benefit Plans Cary Johns
 Payroll and Benefits Plans Coordinator Terri Loveday
 Senior Manager of CRM Analytics Jeff Miranda
 Manager of Strategic Research and Development Momin Ghaffar
 Business Operations Analyst Bennet Kim
 Advanced Analytics Developer Victor Li
 Senior CRM Analyst Ronald Gilbert
 Analytics and Insights Associate Michael Dillon
 Financial Planning and Analysis Coordinator Amit Patel
 Accounts Payable Coordinator Ashley Lewis
 Staff Accountant Shelby Erickson

INTERNATIONAL DEVELOPMENT

UK Sponsorship Sales Director Scott McCubbin
 Grassroots and Marketing Manager Ryan Moore

MARKETING

Director of Marketing Josh Margulies
 Senior Marketing Manager, Concerts and Events Stephanie Lynn
 Manager of Media and Promotions Adrienne Cartagena
 Manager of Digital Media Carlos Olivera
 Social Media Manager Darnell Brady
 Database Marketing Manager Shannon McGregor
 Digital Marketing Manager Savanna Wood
 Marketing Coordinator Cody Schrank
 Social Media Specialist Emily Myslinski

DESIGN

Director of Design and Digital John Cascio
 Senior Graphic Designer Chris Burdett
 Graphic Designer Megan Magiera
 Graphic Designer Laura Sliva

JAGS CINEMA

Production Manager Carlos Caceres
 Photography Director Everett Sullivan
 Video Production Coordinator Blake Stuart
 Producer/Editor Bryan Thomas
 Lead Entertainment and Events Designer Eric Wierenga
 VFX Artist Nick Cortes
 Video Production Coordinator Thomas Flynn

BRANDED ENTERTAINMENT

Director of Branded Entertainment Christy Stechman Zynda
 Branded Entertainment Coordinator Alex Shepard
 Grassroots Marketing Coordinator Jack Wilson

EVENTS AND ENTERTAINMENT

Director of Events and Entertainment Jenn Toy
 Events and Entertainment Coordinator Chris Kerford
 Events and Entertainment Coordinator Jenna Ladd
 Events and Entertainment Coordinator Kimberly Ramos

CORPORATE PARTNERSHIPS

Vice President of Corporate Partnerships Mike DeMartino
 Senior Partnerships Director, Corporate Partnerships Matt Rickoff
 Director, Corporate Partnerships Matt Woods
 Director, Corporate Partnerships Justin Younghans
 Director, Corporate Partnerships T.J. Streit
 Senior Account Executive, Corporate Partnerships DaNNYCaudy
 Senior Account Executive, Corporate Partnerships Jon Reaves

PARTNER RELATIONS

Vice President of Partnership Activations Anne Boccuzzi
 Senior Account Manager, Partnership Activations Lauren Baker
 Senior Account Manager, Partnership Activations Megan Kerr
 Account Manager, Partnership Activations Victoria Betts
 Account Manager, Partnership Activations Jake Milano
 Account Manager, Partnership Activations Evan Peraza

TICKET SALES, SERVICE AND OPERATIONS

Vice President of Sales and Service Chris Gargani
 Director of Premium Sales and Entertainment David Altman
 Manager of Premium Member Experience Michelle Painter
 Director of Ticket Operations Tim Bishko
 Senior Manager of Ticket Operations Jim Scott
 Manager of Concert Ticketing Jonathan Morici
 Manager of Ticket Operations Bret Guice
 Ticket Operations Specialist Bryan Kupfer
 Senior Director of Ticket Sales and Service Sean Flood
 Director of Group and Inside Sales Russell Rendon
 Senior Manager of Inside Sales Shawn Dubrow
 Senior Account Manager, Group Sales Ryan Redmond
 Account Manager, Group Sales Will Crenshaw
 Account Manager, Group Sales Madison Holesko
 Account Manager, Group Sales Alexa Olney
 Account Manager, Group Sales Brian Szebenyi
 Manager of Premium Sales Kevin Klammer
 Senior Account Manager, Ticket Sales Rob Kuchera
 Senior Account Manager, Ticket Sales Daniel Quintanilla
 Account Manager, Ticket Sales Colin Baumgartner
 Account Manager, Ticket Sales Anthony Hendricks
 Account Manager, Ticket Sales Sebastian Lara
 Account Manager, Ticket Sales Thurman Morris
 Account Manager, Ticket Sales Joshua Woods
 Manager of Champions Club and Stadium Tours Jeff Fingland
 Director of Member Experience and Retention Aneisha Johnson
 Senior Member Experience Specialist Samantha Reed
 Member Experience Specialist Jessica Hotzelt
 Member Experience Specialist Christy Pavilando
 Member Experience Specialist Alex Russell
 Member Experience Specialist Travis Tracer
 Member Experience Specialist Maggie Wilson

FAN EXPERIENCE

Director of Fan Experience Sarah Mathis
 Fan Experience Coordinator Kelsey Holmgard
 Fan Experience Coordinator Lindsey Zybrick

JAGUARS FOUNDATION

Director of Community Partnerships Chris Sutton
 Manager of Nonprofit Partnerships and Executive Assistant Lisa Sahi-Kiral
 Director of Programs T-Neisha Tate
 Manager of Community Relations Adriel Rocha
 Program Manager Michael Carnahan
 Communications and Events Manager Kristina Heath

25TH SEASON



25 SEASONS

The 2019 season marks the 25th in Jaguars history. Throughout the season, members of the Jaguars Legends community will be honored at each home game as part of the Jaguars All-25, comprised of the 25 best alumni players in franchise history. The game day experience will feature throwback elements to honor the early years and the team will embark on a city-wide community impact project encouraging volunteerism. Season ticket members will also have opportunities to win unique memorabilia and experiences only available in 2019.

"This season represents a historic moment for not just our team, but the entire First Coast community," said Jaguars President **Mark Lamping**. "We'll celebrate the legends of the past, the players of the future and the fans that have stood by our side through it all. The 2019 season will set the stage for the next 25 years of Jaguars football in Jacksonville."

THE MAKING OF THE JAGUARS

Below are significant dates in Jaguars history:

August 17, 1989: Touchdown Jacksonville was formed. Touchdown Jacksonville was the organization that helped convince the NFL the city was ready for a professional football team using the slogan, "A Community Effort to Win an NFL Franchise."

November 30, 1993: NFL Commissioner **Paul Tagliabue** announces Jacksonville as the 30th NFL franchise. The announcement came five weeks after the league had announced the Carolina Panthers as the 29th franchise.

February 21, 1994: Boston College Head Coach **Tom Coughlin** was named the Jaguars head coach. Coach Coughlin was the franchise's head coach from 1995-2002 and compiled a 68-60 record (.531 pct.) and made four playoff appearances with the Jaguars. After winning two Super Bowls with the New York Giants as the team's head coach from 2004-15, Coughlin returned to the Jaguars as the team's executive vice president of football operations in 2017.

April 21, 1995: The Jaguars acquire Green Bay Packers QB **Mark Brunell** in the franchise's first trade. Brunell played for Jacksonville from 1995-03 and stands as the team's all-time leader in passing yards (25,698), completions (2,184) and passing TDs. He was voted No. 5 on the Jaguars All-25.

April 22, 1995: Jaguars select USC LT **Tony Boselli** with the second overall pick in the 1995 NFL Draft. Boselli played his entire career with the Jaguars and was a five-time Pro Bowl selection (1996-2000) and three-time All-Pro (1997-99). During his seven seasons in the NFL, Boselli allowed only 15.5 sacks, and was the first Jaguars player to be inducted into the team's "Pride of the Jaguars."

THE LOGO

The Jaguars 25th season commemorative logo, which was introduced by Owner **Shad Khan** at the team's annual State of the Franchise, integrates four distinct elements designed to celebrate the team and its relationship with the Jacksonville community.

The Shield: The celebratory mark is anchored by a shield encasing the Jaguars mark, the City of Jacksonville skyline and the stylized number 25. The shield is also a nod to Jacksonville's deep military traditions and the Jaguars' longstanding support of both active duty and veteran personnel. It represents the strength and resiliency of this franchise, which continues to push forward in its pursuit of becoming a championship football team.

25: The number 25 rises above the City of Jacksonville skyline, symbolizing the dawn of the next era of Jaguars football. It is displayed prominently in the team's proprietary font, Jaguars Newer Bold, which is a modern twist on classic block letters. It represents the convergence of the Jaguars' respect for tradition and progress that drives the team to push the boundaries of innovation, both on and off the field.

The Skyline: More than 25 years ago, the Jaguars were born thanks to the passion of the hardworking citizens of this community who willed the franchise into existence. The iconic skyline celebrates DUUUVAL and the fans who inspire and motivate our team on a daily basis.

Teal: The sky full of teal represents game day in Jacksonville when the city is awash in painted faces, rally towels and car flags as fans make their way to TIAA Bank Field. A mixture of blue sky and ocean waves, teal is the unique signature color of the Jaguars and a key part of team's uniforms since the inaugural season.



ALL-25 TEAM

Jaguars All-25 presented by Sharpie is a collection of the top 25 non-active players in franchise history, as voted on by members of the local media.



Rk.	Player	Years With Jaguars
1.	LT Tony Boselli	1995-2001
2.	RB Fred Taylor	1998-2008
3.	WR Jimmy Smith	1995-2005
4.	RB Maurice Jones-Drew	2006-13
5.	QB Mark Brunell	1995-2003
6.	DE Tony Brackens	1995-2003
7.	WR Keenan McCardell	1996-2001
8.	CB Rashean Mathis	2003-12
9.	DT Marcus Stroud	2001-07
10.	DT John Henderson	2002-09
11.	LB Paul Posluszny	2011-17
12.	LB Daryl Smith	2004-12
13.	G/C Brad Meester	2000-13
14.	RT Leon Searcy	1996-99
15.	LB Kevin Hardy	1996-2001
16.	SS Donovin Darius	1998-2006
17.	TE Kyle Brady	1999-2006
18.	G Vince Manuwai	2003-10
19.	LB Mike Peterson	2003-08
20.	CB Aaron Beasley	1996-2001
21.	K Josh Scobee	2004-14
22.	DT Gary Walker	1999-2001
23.	QB David Garrard	2002-10
24.	DE Joel Smeenge	1995-2000
25.	G Chris Naeole	2002-07



Former Jaguars LT **Tony Boselli** was voted No. 1 on the Jaguars All-25 team.



TIAA BANK FIELD



TIAA BANK FIELD

Since their inaugural season in 1995, the Jacksonville Jaguars have played their home games in downtown Jacksonville, Fla., at what is now known as TIAA Bank Field. In its life span, the stadium has been in an almost-perpetual state of evolution through innovation, brought on by the vision and leadership of the team's owner **Shad Khan**. Since January of 2012, Khan and the City of Jacksonville together have spent more than \$170 million improving the fan experience at TIAA Bank Field and constructing Daily's Place. It now boasts some of the most unique stadium assets in the country.

NEW NAME, STILL THE 'BANK

In June 2018, the Jaguars home stadium became known as TIAA Bank Field when EverBank became part of TIAA's retail financial services business. The Jaguars and TIAA Bank began a relationship in 2010, which was extended in 2012 to run through 2025. Fans in Duval County have affectionately nicknamed the stadium "The 'Bank", and on key defensive possessions, the video boards will encourage the crowd to "Lock Down The 'Bank!"

JUST KEEP SWIMMING

Perhaps no feature at TIAA Bank Field is more well-known than the two Axalta Spas located on the top deck in the north end zone. Constructed in 2014, the two swim spas are still one-of-a-kind around the NFL and allow locals and visitors alike to cool off in the hot Florida sun. Guests can lounge in shaded cabanas in between dips in the pool and enjoy full concierge service. They can also join the party in the center of the north deck at TIAA Bank Field. It's one of the biggest party scenes on game day as it's open to any ticketed guest in the stadium, regardless of seat location.


A NEW WAY TO "TAIL" GATE

The big cats welcomed some new furry friends cheering them on from TIAA Bank Field last season with the introduction of Pet Paradise Park, the NFL's first in-stadium dog park. Located on the south Sky Patio, the park welcomed approximately 300 preselected dogs throughout the 2018 season, including those of a few Jaguars players. This season the park will continue to host winners of the DUUUVAL Dog of the Week fan sweepstakes, Pet Paradise customers and special guests from the Jacksonville Humane Society. Pet Paradise Park will feature a large artificial turf play area, a bone-shaped swimming pool, shady palm trees, a live internet camera and a veterinarian on call at all times.



LARGER THAN LIFE

TIAA Bank Field is the proud home of two of the world's largest in-stadium video boards, which made their debuts in 2014. Each 362 feet wide and 60 feet high, the two massive end zone displays are wider than the length of a football field and turned on their sides would be taller than the Statue of Liberty. The video boards feature 13mm HD pixel spacing and are capable of showing any combination of live action, instant replays, vivid graphics, colorful animations, up-to-the-minute statistics, scoring information and sponsor advertisements. The wide angle viewing capability provides fans with a clear view of the displays from any seat in the stadium.



READY TO ROCK

Jacksonville was selected as one of only 13 cities in the U.S. to play host to The **Rolling Stones'** hugely successful NO FILTER Tour this summer. It was the first time The Stones had visited Jacksonville in nearly 30 years, but the second large stadium tour to visit in less than a year. TIAA Bank Field also welcomed home-town favorites **Lynyrd Skynyrd** and guests **Kid Rock** and **Jason Aldean** to a sold-out Labor Day concert to kick off the 2018 season. The Jaguars, the City of Jacksonville and SMG Jacksonville are committed to bringing more live entertainment to downtown and TIAA Bank Field.



Carry your team wherever you go



The Jaguars Visa® Debit card, available only at TIAA Bank

Show your team pride with every purchase you make, and earn yields in the top 5% of Competitive Accounts while you're at it.¹ Our Yield Pledge® Checking account comes with both, so claim your card and turn your money into a winner.



Open an account and claim your Jags card today

Visit [TIAABank.com/jagscard](https://www.tiaabank.com/jagscard)

or call 1-888-882-3837



Official Bank of the
Jacksonville Jaguars

1. We promise that the yield on your Yield Pledge® Checking Account will stay in the Top 5% of Competitive Accounts based on the Bankrate.com National Average survey data from the last week of each month. "Competitive Accounts" are similar accounts from the 10 largest banks and thrifts in 10 large U.S. banking markets. This includes data from the 5 largest banks and 5 largest thrifts in each market, except in markets without 5 banks and 5 thrifts. Each week Bankrate surveys these institutions and distributes its results on a paid subscription basis. Not all institutions report each week. We reserve the right to change our Yield Pledge calculation method as necessary to accommodate changes in Bankrate's survey methodology at any time.



TIAA Bank® is a division of TIAA, FSB.
©2019 TIAA, FSB. 19EBF0450.01

JAGUARS IN THE COMMUNITY



JAGUARS IN THE COMMUNITY

The Jaguars are celebrating 25 seasons of football in 2019, but perhaps more impactful has been the team's longstanding tradition of investing in and giving back to the Northeast Florida community. Even before the first official snap, the team had already begun making grants to local nonprofit organizations recognizing that when Jacksonville wins, so do the Jaguars.

Under the leadership of Jaguars Owner **Shad Khan** and his family, the Jaguars Foundation continues to be a national leader in professional sports philanthropy. Alongside Florida Blue, the official Jaguars Community Partner, the Foundation works closely with partners and donors to support local issues and programs that are important to our community's progress and well-being. Areas of focus include support for military, both active duty and veterans, health and fitness, youth football, education and women's health.



25 SEASONS OF GIVING

- \$34 million in grants awarded
- 100,000 students earned a seat to a game through Jaguars Honor Rows
- 375,000 tickets donated to youth football leagues, nonprofit organizations, military and veterans
- 50,000 kids participated in Play 60 and Jaguars PREP programming
- 10,500 player and cheerleader appearances
- 46,700 Give & Go tickets
- 300 nonprofits and schools supported

ONE TEAM. ONE HOME.

In commemoration of the NFL's 100th anniversary and the Jaguars' 25th season, the Jacksonville Jaguars are inviting fans to join Huddle for 100, a league-wide effort to inspire 1 million people to volunteer 100 minutes of their time to make meaningful contributions in each team's local market. The Jaguars' official Club Huddle is One Team. One Home., a partnership with TIAA Bank that was first introduced in 2018 as a joint five-year, \$2 million pledge to help build or repair 100 homes in Northeast Florida. In June the Jaguars and TIAA Bank opened more than 500 volunteer shifts with various Habitat for Humanity affiliates including Jacksonville, St. Augustine, Clay County, Putnam County, Volusia County, Nassau County and the Jacksonville Beaches. The Jaguars rookie class kicked off the effort by building the frame for a new house at the HabiJax warehouse earlier this summer.

GROWING THE GAME

The Jaguars Foundation and Jaguars players are actively engaged in the continued growth of the game. Jaguars PREP includes all youth football programming hosted by the Jacksonville Jaguars throughout the year such as summer camps, the Nike 11-On Tournament, the girls flag football jamboree and the Whataburger High School Coach of the Week honors. All Jaguars PREP programming includes an emphasis on the "Way to Play" with an emphasis on character development, health, safety and fun.

During the 2019 offseason, 15 Jaguars players also hosted free football camps for more than 4,000 kids in Northeast Florida and their respective hometowns. Kids who participated tested their skills and learned new football techniques and valuable life skills.

SALUTE TO SERVICE

The military is synonymous with Jacksonville, and the Jaguars proudly support the military community throughout the year and honor members of the armed services at every home game. In 2014, the Jaguars donated \$1 million as part of a five-year commitment to fund the City of Jacksonville's Veterans Resource and Reintegration Center at City Hall. As part of the partnership with the City of Jacksonville, the Jaguars Foundation also provides additional grants to local nonprofit organizations to help the center's clients receive additional support such as emergency financial assistance, career assistance and military spouse and family support. To date, more than \$150,000 in grants has been provided to various organizations throughout the First Coast.

During each game, the Jaguars recognize a hometown hero and select a military bell ringer to kick off the fourth quarter. In partnership with UPS and the Greater Jacksonville Area USO, the Jaguars Foundation provides more than 100 tickets per game to local military families who have a loved one on deployment. In addition, the Jaguars provide over 1,600 discounted tickets to military veterans and their families for each game.

The Jaguars dedicate an entire week of events in November to honor military and veterans from various branches. During the 2018 Salute to Service campaign presented by CSX, more than 50 active players, staff, cheerleaders and alumni showed their appreciation for our armed forces by touring the USS Thomas Hudner at Naval Station Mayport, hosting Wounded Warrior Project veterans at Topgolf and bowling with families at the annual Stars and Strikes event.



Jaguars rookie TE **Josh Oliver** went to a HabiJax warehouse along with other rookies and helped build a frame for a new house.



Jaguars RB **Leonard Fournette** hosted a youth football camp in his hometown of New Orleans, La. in June 2019.

Jaguars players visited Naval Station Mayport as part of the Salute to Service Week in 2018.





BIOGRAPHIES

OWNER SHAD KHAN



SHAD KHAN
OWNER
JOINED JAGUARS: 2012

Shad Khan, described in a Forbes magazine cover story in 2012 as the “New Face of the American Dream,” and recently by the same magazine as one of the world’s greatest living business minds, saw his goal of owning an NFL team become reality on Dec. 14, 2011, in a unanimous 32-0 vote by NFL owners in support of his purchase of the franchise.

After closing on the purchase of the Jaguars on Jan. 4, 2012, Khan has been an active owner on NFL matters, a fan-friendly owner for the Jaguars and a tireless supporter for the continued advancement of the Jacksonville community, particularly its downtown.

Khan’s passion for the National Football League also took root long before his entry into the league. His dream of one day owning an NFL team began while watching games with his fraternity brothers in the basement of the Beta Theta Pi house as a student at the University of Illinois. Through the success of his own business, Flex-N-Gate, his dream came true 40 years later.

A longtime leader and visionary in the automotive parts industry, Khan was familiar with Jacksonville long before purchasing the team. Jacksonville’s port at one time was the United States’ largest for automobile shipments, and Khan’s fledgling Flex-N-Gate business brought him to Jacksonville’s Blount Island terminal to install his patented bumpers on the import vehicles, all part of his company’s formative steps toward becoming a global power in the hyper-competitive automotive parts industry.

Flex-N-Gate is currently ranked by Automotive News as the seventh largest original equipment supplier in North America, the 46th largest supplier in Europe and the 33rd largest supplier in the world. Flex-N-Gate employs more than 23,000 people at 66 manufacturing facilities and nine product development and engineering facilities throughout Canada, the United States, Mexico, Argentina, Brazil, Germany, France and Spain. Flex-N-Gate’s major product lines include complete bumper assemblies, mechanical assemblies, exterior plastic trim, aluminum and steel modular stamped body-in-white and chassis assemblies, and complex welded structural assemblies for the light vehicle market.

In March 2017, Flex-N-Gate Group further expanded its European presence by acquiring seven former Plastic Omnium businesses in Europe – four in France, one in Spain and two in Germany – thereby boosting the company’s ability to serve European OEM customers with capabilities and technologies that will enhance Flex-N-Gate’s existing international OEM relationships. Today, Flex-N-Gate has a global footprint reaching from Canada to Argentina and from the United States into Europe and Asia. The company’s clients include all of the major automotive manufacturers in North America, Japan and Europe. In 2007, Khan received the Minority Business Leadership Award from the National Minority Supplier Development Council and has continued to earn honors throughout the world for his example as a successful minority business owner, which extends to the NFL as in 2011 he became the first team owner of minority ethnicity in league history.

Khan chairs two important NFL committees – the league’s new Legalized Sports Betting Committee, to which he was appointed chairman last year, as well as the influential Business Ventures Committee, which he has led since 2016. Khan also sits on the NFL Network Committee, the Finance Committee and the Health and Safety Committee, and his vision for international growth, both for his Jaguars and the NFL, has been celebrated throughout sports and business circles as being the only team owner who made a long-term commitment to play one home game each season in the important London and UK market. His initial four-year agreement to play one home game in each season from 2013 to 2016 was recently extended through 2020 with all games scheduled for Wembley Stadium, the national stadium of England.

In 2013, Khan complemented his sports club portfolio with his purchase of the London-based Fulham Football Club, which will compete this season in the Sky Bet Championship tier of English football. Then, in September 2016, Khan purchased full ownership of Four Seasons Hotel Toronto, regarded universally as one of the premier destinations in the luxury hotel segment anywhere in

the world. The property, located in the fashionable Yorkville neighborhood, continues to be managed by Four Seasons Hotels and Resorts and deepens Khan’s roots in Canada, where Flex-N-Gate operates 11 plants in Ontario. Khan and his wife Ann are philanthropic leaders both in Jacksonville as well as in Illinois, where they met as students while attending the University of Illinois. Since 2012, the Khans have focused their charitable giving in the Jacksonville community through the Jaguars Foundation. Through the Foundation, they provided more than \$1.4 million in grants in 2012, \$1.6 million in 2013, \$1.7 million in 2014, \$2.1 million in 2015, \$2.5 million in 2016, \$3.1 million in 2017 and \$1.7 million in 2018. These grants support children’s and family programs, the NFL/Jaguars Play 60 youth fitness and youth football programs, military and veterans, women’s health issues, neighborhood revitalization and other NFL and team-related initiatives.

Significant grant support has been provided for key initiatives. The Khan family’s strong commitment to our military and veterans includes a \$1.5 million partnership with the City of Jacksonville’s Veterans Resource and Reintegration Center at City Hall, now in its 6th year of operation. A major contribution was made to the Baptist Health Foundation resulting in a \$2.3 million endowment to help bring the nationally renowned MD Anderson Cancer Center to the Baptist Health downtown campus in Jacksonville. Khan and the Jaguars Foundation also responded to the devastation wrought in northeast Florida by Hurricane Irma in 2017 with a gift of \$1 million to the United Way of Northeast Florida’s First Coast Relief Fund and donated 5,000 tickets to the Jaguars’ home opener to first responders and local residents impacted by the hurricane.

In 2018, Khan, an immigrant himself, joined 65 North Florida residents originally from 38 different countries to take their final step in saying the “Oath of Allegiance” in front of 65,000 fans to officially become Naturalized U.S. Citizens at halftime of the Jaguars’ home game vs. Washington on December 16. It marked the first-ever U.S. citizenship ceremony held during an NFL game, a tradition Khan intends to continue. And the previous year, in celebration of the Jaguars’ AFC Wild Card matchup against the Buffalo Bills on January 7, 2018, Khan and the Jaguars Foundation donated 500 tickets to refugees and immigrants from around the world who have settled in the Jacksonville area. An additional 500 tickets were given to families from Puerto Rico in Florida who had been displaced by the destruction from Hurricane Maria.

Khan shares his passion for the American dream with his family, and he and his wife Ann have passed on their commitment to work and service to their two grown children, Tony and Shanna. Tony is the Jaguars’ senior vice president for football administration and technology.



Owner Shad Khan (right) and Executive VP of Football Operations Tom Coughlin (left) celebrate the team’s playoff win over the Buffalo Bills.





MARK LAMPING
PRESIDENT
JOINED JAGUARS: 2012

Mark Lamping was named president of the Jacksonville Jaguars on Feb. 13, 2012. Now in his 26th year as an executive in professional sports, Lamping became the Jaguars' first president since the end of the 1996 season. His career highlights include 13 years as a marketing executive with Anheuser-Busch, 14 seasons as president of Major League Baseball's St. Louis Cardinals and four years as CEO of New Meadowlands Stadium Company where he oversaw the construction and operation of MetLife Stadium. The New York Giants' 2012 Super Bowl victory enabled Lamping to become one of the few sports executives to have received both a Super Bowl ring and World Series Championship ring. Lamping earned his World Series ring as president of the St. Louis Cardinals following their 2006 championship season.

As president, Lamping oversees all business operations for the Jaguars in addition to managing other Shad Khan-driven initiatives including a proposed master mixed-use development for property adjacent to TIAA Bank Field. In 2013, Lamping was named as a non-executive board member of Fulham Football Club in London, Khan's Sky Bet Championship club, and he is involved with the expansion of the Riverside Stand at the team's stadium, Craven Cottage.

The Jaguars under Lamping's direction have completed a number of major fan-friendly enhancements to TIAA Bank Field including the installation of the world's largest video boards in 2014, the complete renovations of the Stadium Club sections, as well as the construction of the 5,500-seat Daily's Place amphitheater which opened in 2017. Again, this fall and continuing through the 2020 season, the Jaguars will play a regular season home game each year at London's Wembley Stadium. Lamping also serves on the NFL Stadium Security and Fan Behavior Committee as well as the NFL Super Bowl & Major Events Advisory Committee.

Lamping previously served as president and CEO of the New Meadowlands Stadium Company, LLC beginning in 2008. The New Meadowlands Stadium Company was the joint venture formed between the New York Giants and the New York Jets to develop the \$1.6 billion stadium in East Rutherford, N.J. Lamping was responsible for managing the construction, sales, marketing and operation of MetLife Stadium, which opened in April 2010. MetLife Stadium is the only NFL stadium which is the home of two NFL teams. In addition to numerous awards, in both 2010 and 2011, Billboard magazine named MetLife Stadium as the highest grossing stadium in North America. Lamping also helped lead the successful bid to host the 2014 Super Bowl, which was the first Super Bowl played in an open-air stadium in a cold weather city.

Lamping was the president of the St. Louis Cardinals for 14 years, from Sept. 1, 1994 until March 31, 2008. In addition to the club's 1996, 2000, 2001, 2002 and 2005 Central Division titles and 2004 National League Championship, the Cardinals earned their 10th World Championship in 2006. In 1999 and again in 2003, the Cardinals were honored by United Sports Fans of America as Major League Baseball's Fan Friendly Team for their superior efforts to make a day at the ballpark more affordable and enjoyable. In addition to managing the club's business and facility operations, Lamping led the Cardinals' new ballpark initiative, and on April 10, 2006, the Cardinals officially dedicated the new privately financed ballpark, Busch Stadium. The perfect ending to the inaugural season at new Busch Stadium was the Cardinals winning their 10th World Championship.

From 1989 to 1994, Lamping served as Anheuser-Busch's group director of sports marketing. In that position, he managed all domestic and international sports marketing activities for Anheuser-Busch's beer brands, including sponsorship agreements with the Olympics, FIFA World Cup and all major professional sports, including Major League Baseball, the National Football League, the National Hockey League and the National Basketball Association. Lamping also oversaw Bud Sports Productions, Anheuser-Busch's TV and radio sports production company.

Lamping joined Anheuser-Busch in 1981 in the company's Corporate Planning Executive Development Program. He then served in a variety of positions

including district sales manager in Southern Illinois and Central Iowa, senior brand manager for new products and director of sales operations before being named group director of sports marketing in 1989.

Lamping currently serves on the boards of directors of the Jacksonville Chapter of the American Heart Association, Jacksonville Civic Council, JAXUSA Policy Council, Ronald McDonald House Charities of Jacksonville, Inc., and Special Olympics Florida Advisory Council. In 2015, Lamping was honored as Community Champion by the North Florida Chapter of the Multiple Sclerosis Society and received Community Connections' Florence N. Davis Award for Community Achievement. In addition, in 2017, Lamping was inducted into the First Coast Business Hall of Fame and received the Living and Giving Award from the Juvenile Diabetes Research Foundation. While in St. Louis, Lamping was involved in a variety of charitable organizations, including board of directors, Habitat for Humanity and St. Louis Cardinals Community Fund; chairperson of the Make-A-Wish Foundation Golf Classic in 1997, 1998, and 1999; chairman of the St. Louis Archdiocese Catholic Charities in 2000 and 2001 Christmas Appeal and he also served as a chairperson for Pope John Paul's 1999 visit to St. Louis.

In 1998, Lamping was honored as Man of the Year by the St. Louis chapter of Sudden Infant Death Syndrome Resources and received the James O'Flynn Award from St. Patrick's Center in recognition of his work to help the homeless in the St. Louis area. In addition, Lamping was the recipient of the Catholic Youth Council 2000 Community Achievement Award and the 2001 Marianist Youth Medal. Big Brothers and Big Sisters of St. Louis honored Lamping with its 2001 Legacy Award. In 2006 Lamping was presented the Gateway Leadership Award from the International Leadership Network. Lamping has been inducted into the Vianney High School Hall of Fame and was named 2000 Alumnus of the Year for outstanding achievement by Rockhurst University.

A St. Louis native, Lamping holds a Bachelor of Science degree in accounting from Rockhurst University in Kansas City, Mo., and a master's degree in business administration from Saint Louis University. Mark and his wife Cheryl have three children; Brian, Lauren, and Timothy.

TOM COUGHLIN
EXECUTIVE VICE
PRESIDENT OF FOOTBALL
OPERATIONS
JOINED JAGUARS: 2017



Tom Coughlin was named executive vice president of football operations for the Jaguars on January 9, 2017. A veteran of 31 years in the NFL including 21 as a head coach, Coughlin still ranks as the 12th-winningest coach in NFL history with an overall record of 182-157 (.537), including two Super Bowl championships and a 12-7 postseason mark.

Coughlin, who reports directly to Owner **Shad Khan**, returned to the Jaguars 15 years after his first stint in Jacksonville as the franchise's first head coach from 1994-2002. In his first season back, he directed the team's resurgence which resulted in its first division title since 1999.

In becoming AFC South champion for the first time, the 2017 Jaguars finished 10-6 in the regular season for their first winning record since 2007, which was also their last playoff berth. The Jaguars' playoff wins against Buffalo and Pittsburgh put them in the AFC Championship game; their only previous AFC Championship game appearances were in 1996 and 1999, when Coughlin was their head coach.

Coughlin served as the inaugural head coach for the Jaguars for eight years (1994-2002). During that time, he accumulated a 68-60 regular season record and four playoff appearances, including two AFC championship games. Among many others, he tutored the four members of the Pride of the Jaguars - **Tony Boselli, Mark Brunell, Fred Taylor and Jimmy Smith**.

In 2016 Coughlin served as the NFL's senior advisor to football operations, a role he accepted after retiring from the New York Giants following the 2015 season.

The Waterloo, N.Y. native posted a 170-150 regular season record in 21 seasons as an NFL head coach, including nine years in Jacksonville and 12 with the New York Giants. Coughlin's 170 wins are tied for the 13th-most in

FRONT OFFICE



NFL history and his 12 wins in the playoffs are tied for seventh. Coughlin-led teams captured five division titles and nine playoff berths, and his overall postseason record was 12-7.

Coughlin led the Giants to two Super Bowl victories against the New England Patriots in Super Bowl XLII and Super Bowl XLVI, becoming the 13th coach in NFL history to claim multiple Super Bowl titles. He is also one of 20 head coaches with a perfect record in Super Bowl games.

Prior to joining the Giants, Coughlin coached the Jaguars for their first eight seasons after being named the franchise's first head coach on Feb. 21, 1994. The Jaguars' 72-64 overall record included a 4-4 mark in the playoffs during Coughlin's tenure.

Jacksonville quickly became the league's most successful expansion team as the first club to qualify for playoff appearances in four of its first five seasons. In 1996, the Jaguars got in the playoffs as a Wild Card and advanced to the AFC Championship game in just their second season as Coughlin was named NFL Coach of the Year by United Press International. The team won its first AFC South title in 1998 and the following season Coughlin led the Jaguars to an NFL-best record of 14-2 and a second trip to the conference title game.

Prior to Jacksonville, Coughlin spent three seasons (1991-93) as head coach at Boston College, where he was 21-13-1. In 1993, the Coughlin-led Eagles were ranked 12th in the USA Today/CNN coaches' poll and 13th by the Associated Press. He also coached Boston College's quarterbacks from 1981-83 including tutoring **Doug Flutie**, who would win the Heisman Trophy in 1984.

From 1988-90, Coughlin was the Giants wide receivers coach under **Bill Parcells**, who won one more game than Coughlin did as an NFL head coach – 183 to 182. He was also on the staff when the team won its second Super Bowl. Coughlin previously held the same position with the Green Bay Packers (1986-87) and the Philadelphia Eagles (1985-86).

Coughlin began his coaching career in 1968 as a graduate assistant at Syracuse, where he was a three-year letterman from 1965-67 under legendary head coach **Ben Schwartzwalder**. The former Orangeman competed in the same backfield as future College and Pro Football Hall of Famers **Larry Csonka** and **Floyd Little**. As a senior, Coughlin led Syracuse in both receptions and yards to help the Orange to an 8-2 record and the No. 12 national ranking. He later served as the school's quarterbacks and offensive backfield coach (1974-76) and offensive coordinator (1977-80).

In 1968, Coughlin graduated from Syracuse with a bachelor's degree in education, and in 1969 he received his master's in secondary education. In 2017 Coughlin was honored with the George Arents Award, which is Syracuse University's highest alumni honor, in addition to being recognized as one of 14 Atlantic Coast Conference Football Legends at the ACC Championship game in December.

Thomas Richard Coughlin was born on Aug. 31, 1946 in Waterloo, N.Y.. He is the oldest of seven children. Coughlin and his wife, Judy, have two daughters, Keli and Kate; two sons-in-law named Chris; two sons, Brian and Tim; two daughters-in-law, Andrea and Susie; and 12 grandchildren: Emma Rose, Dylan, Shea, Cooper, Caroline, Marin, Wesley, Brennon, Clara, Walker, Ally and Hartley.

THE JAY FUND FOUNDATION

- Coughlin founded the Jay Fund Foundation in 1996 in memory of Jay McGillis, a former Boston College student-athlete who played under Coughlin and tragically passed away in 1992 following a battle with leukemia.
- The mission and purpose of the Jay Fund is to help families tackle childhood cancer by providing comprehensive financial, emotional and practical support.
- Since 1996, the Jay Fund has helped more than 4,000 families and given away over \$9 million in grants helping thousands of families in Northeast Florida and the New York/New Jersey Metropolitan Area.
- In 2019, the Jay Fund hosted the Tom Coughlin Jay Fund Wine Tasting Gala in Jacksonville. Jaguars players and coaches attended and all of the proceeds from the event benefitted First Coast families tackling childhood cancer.

DAVE CALDWELL

GENERAL MANAGER
JOINED JAGUARS: 2013



Dave Caldwell is in his fifth year as the general manager of the Jaguars after being named to the post on Jan. 8, 2013. A veteran of more than 20 years in the NFL, Caldwell spent five seasons (2008-12) with the Atlanta Falcons before joining the Jaguars. Previously with the Carolina Panthers and Indianapolis Colts, Caldwell was with teams that went to the playoffs in 13 of his first 17 NFL seasons in Carolina, Indianapolis and Atlanta. On Jan. 10, 2017, Jaguars Owner **Shad Khan** announced that Caldwell had been given a two-year contract extension with Jacksonville that runs through 2019.

In 2017, Caldwell acquired a free agency class that was highlighted by the additions of Pro Bowl DL **Calais Campbell** from Arizona, CB **A.J. Bouye** from Houston and SS **Barry Church** from Dallas. In the 2017 NFL Draft, Caldwell directed the selection of seven players, including first-round RB **Leonard Fournette** from Louisiana State with the fourth overall pick, OL **Cam Robinson** from Alabama in the second round (34th overall) and DE **Dawuane Smoot** from Illinois in the third round (68th overall).

In the 2016 NFL Draft, Caldwell chose seven players (six defensive), including first-round selection CB **Jalen Ramsey** from Florida State with the fifth overall pick, LB **Myles Jack** from UCLA in the second round (36th overall) and DE **Yannick Ngakoue** from Maryland in the third round (69th overall). On January 17, 2017, the Pro Football Writers of America announced that both Ramsey and Ngakoue were named to their All-Rookie Team for their 2016 performances. Ramsey became the first rookie in franchise history to register a pick-six and was also the first rookie to register an INT in back-to-back games. Ngakoue broke the team's rookie sack record with 8.0 in 2016, a mark that had stood for 20 seasons dating back to 1996 (**Tony Brackens** – 7.0). Ngakoue also became the fifth rookie in league history to register at least 8.0 sacks, 4 forced fumbles and at least one INT in a season.

Caldwell's 2015 draft class, which was highlighted by third-overall pick DE **Dante Fowler Jr.**, who missed his rookie season with a knee injury, combined to appear in 62 games with 27 starts in 2015. Second-round RB **T.J. Yeldon** started all 12 games in which he appeared and third-round OL **A.J. Cann** filled in at RG for the injured **Brandon Linder** and started 13 of 14 games in 2015.

In the first round of the 2014 draft, Caldwell drafted QB **Blake Bortles** from Central Florida with the third overall selection. In the second round, the Jaguars drafted WRs **Allen Robinson** from Penn State and **Marqise Lee** from Southern Cal. Lee showed his potential in 2016, totaling 851 receiving yards and three TDs on 63 catches (13.5 rec. avg.) and also tied the franchise record for longest kickoff return for a TD when he scored on a 100-yard return in Week 15 at Houston. Lee's 30.3-yard kickoff return avg. in 2016 was the second-highest in the NFL among players with at least 15 returns.

Caldwell reshaped the roster in his first season with the Jaguars with 68 different players appearing on the active roster during the 2013 regular season, the third-most in the NFL, and 31 players finishing the season with the club that were not on the roster the previous season. Caldwell and his staff made 151 transactions from the preseason to the conclusion of the 2013 regular season during their opening campaign.

Caldwell served the 2012 season as the Falcons' director of player personnel where he was responsible for both college and pro scouting efforts under Falcons General Manager **Thomas Dimitroff**. Caldwell spent his first four seasons with the Falcons as the director of college scouting, overseeing Atlanta's college area and regional scouts. His primary role was evaluating the hundreds of draft-eligible college players on an annual basis.

In Caldwell's five seasons in Atlanta, the Falcons advanced to the postseason four times and were the only NFC team to post five consecutive winning seasons. The Falcons had a 56-24 regular season record in Caldwell's tenure. Several of the players responsible for the Falcons' success were drafted during Caldwell's time including wide receiver **Harry Douglas** (3rd round, 2008), DE **Kroy Biermann** (5th round, 2008), linebacker **Sean Weatherspoon** (1st round,



FRONT OFFICE



2010), wide receiver **Julio Jones** (1st round, 2011) and running back **Jacquizz Rogers** (5th round, 2011). Eight rookies from the five draft classes started on opening day in 2012.

Prior to joining the Falcons, Caldwell spent 10 seasons (1998-2007) with the Indianapolis Colts under General Manager **Bill Polian**, helping to build a roster that claimed a victory in Super Bowl XLI and consisted of multiple Pro Bowl players drafted by the club. Caldwell was the western regional scout in his final two seasons with the Colts where he covered major college football conferences, including the Pac-10, Big 10 and Big 12. He joined the Colts in 1998 as an area scout and remained in that role for seven seasons, covering the Midwest and West Coast regions.

In 1996, Caldwell broke into the NFL as a scouting assistant with the Carolina Panthers, where he spent two seasons. He served as the liaison between the college scouting director and multiple area scouts while focusing on draft preparations.

In September 2016, Caldwell and his wife, Joelle, chaired the 18th Annual Toast to the Animals, an event to raise money for the Jacksonville Humane Society that attracted more than 500 influential residents of the First Coast, including philanthropists, business leaders and professionals. Caldwell has served on the Board for the Jacksonville Humane Society for three consecutive years.

Caldwell graduated with a bachelor's degree in finance/business administration in 1996 from John Carroll University where he was a two-year letterman at outside linebacker and played from 1992-96. A native of Buffalo, N.Y., he and his wife have one son, David Michael II.



JULIAN DUNCAN
CHIEF MARKETING OFFICER
JOINED JAGUARS: 2018

Julian Duncan joined the Jaguars leadership team in 2018 as Chief Marketing Officer. He is responsible for leading the strategic and creative development of all marketing, branding, digital, experiential, and promotional strategies and tactical execution platforms for the Jacksonville Jaguars and Bold Events.

Duncan brought more than a decade of brand management and marketing leadership experience with globally recognized sports brands, Nike and Under Armour. Throughout his journey in the sports apparel industry, Duncan crafted marketing strategies and drove execution at the global, geography, and territory levels elevating performance and lifestyle products across a myriad of sport categories, in partnership with global sport and cultural icons including **LeBron James**, **Stephen Curry**, **Serena Williams** and **Dwayne "The Rock" Johnson**.

His path to the Jaguars organization also included stops in Dusseldorf, Germany and Regina, Saskatchewan where he played football in NFL Europe and the Canadian Football League, respectively.

Duncan has a specific passion for catalyzing increased minority participation in the marketing field and currently pursues this via his role on the advisory board of the Marcus Graham Project, whose mission is to identify, expose, mentor and train ethnically diverse women and men in various aspects of marketing and brand management.

Duncan is a native of Houston, and a proud alum and former student-athlete from Rice University, where he earned a dual degree in Sport Management and English, and an MBA from the prestigious Jones Graduate School of Management.

He currently resides in St Johns, Florida with his wife Antoinette and their children Sydney and Alexander.

DAN EDWARDS
SENIOR VICE PRESIDENT OF COMMUNICATIONS
JOINED JAGUARS: 1994



Dan Edwards is the Jaguars senior vice president of communications. He is responsible for the Jaguars' communications division which includes public relations, digital media content and broadcasting. 2019 marks Edwards' 26th year with the Jaguars and his 36th season working in the NFL.

Edwards joined the Jaguars as executive director of communications in May 1994, bringing ten seasons of NFL experience with the Pittsburgh Steelers, the Miami Dolphins and the league office. He was promoted to vice president in 2003, when the Jaguars' community relations and Internet content departments were added to his responsibilities, and to senior vice president in 2010. Edwards is one of six current Jaguars staff members who have been with the franchise since its first year in 1994.

Edwards began his NFL career as a public relations intern in the NFL office in New York after receiving a scholarship from NFL Charities. He spent the 1984 football season working in publicity for the Miami Dolphins, who played in Super Bowl XIX that year, before joining the Steelers.

During Edwards' nine years with the Steelers, the last seven as public relations director, the team's public relations staff received the Pete Rozelle Award from the Pro Football Writers of America. Edwards has worked with the NFL staff at 27 Super Bowls and one Pro Bowl.

Prior to entering the NFL, Edwards worked in professional baseball as an administrative assistant with the Eugene (Ore.) Emeralds, then a Class-A affiliate of the Cincinnati Reds. He played football and baseball for Montgomery College (Md.) before transferring to the University of Oregon.

Edwards received his undergraduate degree in business administration with a major in management from the University of Oregon, and a master's degree in sports administration/facility management from Ohio University. In 2004 he attended the NFL-Stanford Program for Managers at Stanford University, and for ten years he served as an adjunct professor in sport communication at the University of North Florida.

Edwards has served on the board of directors of Big Brothers Big Sisters of Northeast Florida and on the University of North Florida Sport Management Advisory Board. A member of the Leadership Jacksonville class of 2009, he and his wife Tricia have four children: sons Christian and Preston and daughters Danielle and Victoria. Christian works for the Indianapolis Colts and Preston works for the Carolina Panthers.

KELLY FLANAGAN
SENIOR VICE PRESIDENT AND CHIEF FINANCIAL OFFICER
JOINED JAGUARS: 2012



Kelly Flanagan was named the Jaguars' senior vice president and chief financial officer in August 2014 after joining the organization in 2012. A Jacksonville native, Ms. Flanagan is responsible for developing leading Jaguars related entities, financial and business planning and development strategies, including business analytics, corporate accounting, and financial reporting and analysis for the Jaguars. Her responsibilities include working closely with the leadership of London-based Fulham Football Club.

Flanagan has extensive experience in sports. Prior to joining the Jaguars she was a member, along with Jaguars President **Mark Lamping**, of the executive team at the New Meadowlands Stadium, later MetLife Stadium, home to the New York Giants and New York Jets. Flanagan was involved during the

FRONT OFFICE



construction and commissioning of the new stadium, ultimately being named controller and lead stadium finance representative to the venue's primary tenants and owners, the Giants and Jets.

Flanagan began her career as a member of the Entertainment & Media practice of PricewaterhouseCoopers in New York City, where she consulted for both public and private sports and entertainment clients and obtained her C.P.A. license. She has been named a "Game Changer" by Sports Business Journal.

A graduate of Episcopal School of Jacksonville where she currently serves as a member of its Board of Trustees, Flanagan holds an M.S. in Sports Management from Columbia University and a bachelor's degree in accounting as well as an M.B.A. from the Ervin K. Haub School of Business at Saint Joseph's University in Philadelphia.



CHAD JOHNSON
SENIOR VICE PRESIDENT OF SALES AND SERVICE AND CHIEF CONTENT OFFICER
JOINED JAGUARS: 2012

Chad Johnson's role with the Jaguars expanded in 2018 when he was named chief content officer, adding to his duties of senior vice president of sales and service. As chief content officer, he is responsible for bringing together all company-wide content assets including events, production of shows and creative. He continues overseeing sales and revenues in all ticketing areas – including suites, premium seating, season tickets, and group and single game tickets – as well as the team's ticket service and operations departments and the fan experience group.

Johnson joined the Jaguars as vice president of sales in May 2012, and was promoted to senior vice president of sales and service in February 2013. His role expanded in 2017 with the addition of Daily's Place, the amphitheater and adjacent flex field that host a variety of concerts and events. Daily's Place provides a popular venue for a full year-round schedule, and Johnson's team is charged with all sales, programming and operations for those events. He also works closely with the sales team at Fulham Football Club.

Prior to joining the Jaguars, Johnson worked for the Miami Marlins as senior director, new ballpark sales. During his time with the Marlins, he was responsible for the sales of premium seating, luxury suites and season tickets, and group ticket packages for the Marlins' new ballpark which opened in 2012.

Prior to joining the Marlins, Johnson served as senior vice president, sales and marketing for Sunrise Sports & Entertainment and the Florida Panthers Hockey Club. In that role he oversaw all ticket sales and service operations for all the entities associated with Sunrise Sports & Entertainment and the Florida Panthers, including suite sales and premium seating, as well as the club's marketing and broadcasting efforts.

Johnson joined Sunrise Sports & Entertainment in October 2003 as vice president of sales & service, before being promoted in April 2005. Prior to joining Sunrise Sports & Entertainment, Johnson spent five years with the Tampa Bay Lightning as director of sales.

Johnson, who is originally from Chicago, graduated from Augustana College in Rock Island, Ill. Johnson and his wife, MaryBeth, live in Atlantic Beach with daughters Victoria and Samantha.

SCOTT MASSEY
SENIOR VICE PRESIDENT OF CORPORATE PARTNERSHIPS
JOINED JAGUARS: 2012



Scott Massey, now in his eighth year with the Jaguars, is responsible for leading the organization's sponsorship sales teams in Jacksonville and London, England, where the Jaguars play an annual game at Wembley Stadium. Both sponsorship teams are tasked with securing new corporate partners, as well as ensuring existing partners receive significant value for their investment with the Jaguars and Jaguars U.K. In 2018, Massey's role expanded to include oversight over Fulham Football Club's sponsorship team in London.

Massey's team is also responsible for the sponsorship sales efforts for Daily's Place, a 6,000 seat amphitheater in Jacksonville which opened in 2017 and is uniquely connected to TIAA Bank Field. Massey negotiated the naming rights agreement with Daily's as well as Founding Partner sponsorships for the new venue.

Prior to the Jaguars, Massey spent nine years at the PGA TOUR as vice president of business development/title sponsor relations. Before moving into the title sponsor capacity, he managed several of the PGA TOUR's largest official marketing partnerships. Prior to joining the PGA TOUR, Massey previously held sales roles with several sports-related companies including International Management Group (IMG), golfweb.com and Quokka Sports.

Massey grew up in Boulder, Colo., and is a graduate of the University of Colorado where he earned his bachelor's degree in finance. He and his wife, Nancy, have two sons, Hanks and Davis.

HUSSAIN NAQI
SENIOR VICE PRESIDENT OF INTERNATIONAL DEVELOPMENT
JOINED JAGUARS: 2013



Hussain Naqi, based in London, has been the Jaguars' senior vice president of international development since October 2015. He oversees the Jaguars' brand development and sponsorship sales efforts in the United Kingdom, and is also responsible for driving synergies between the Jacksonville Jaguars and Fulham Football Club, which share common ownership under Shad Khan.

Among the U.K.-based initiatives Naqi oversees are Union Jax, Jaguars Academy, Jaguars Coaching Academy, Jaguars Se7ens Cup, JagTag, Gridiron Grants, Reward Rows and University Scholarship.

Before moving to London, Naqi served in Jacksonville as senior vice president of fan engagement, responsible for oversight of the Jaguars game day operations, in-stadium operations, and non-NFL event business. The Jaguars unveiled the two largest video boards in the world in the 2014-15 NFL season, and Naqi was responsible for the programming, activation and content development of those as well as the spa pools on the north deck when these new game day elements were added, which resulted in a No. 1 overall fan experience ranking in the NFL as voted upon by season ticket members in the league's Voice of the Fan.

Naqi arrived in Jacksonville in 2013 following four years with the New Meadowlands Stadium Company in East Rutherford, N.J., where he served as vice president of business planning and general counsel at MetLife Stadium, the home of the New York Jets and New York Giants.

Naqi began his career in the sports industry in 1997 with the law firm of Covington and Burling in Washington, D.C., which led to a four-year stint with the National Football League, working in the league's Management Council. After leaving the NFL in 2002, Naqi was named assistant director of

FRONT OFFICE



enforcement for the NCAA.

Naqi attended Cornell University, earning his bachelor's degree in Industrial and Labor Relations in 1997. In 2003, he returned to school to complete a joint Juris Doctor and Masters of Business Administration degree at Northwestern University. While at Northwestern's Kellogg School of Management, he developed a continuing education program for current and former NFL players to equip them with basic business skills during and after their playing careers.

Upon graduation, Naqi joined the Executive Development Program with Major League Baseball and the New York Mets, serving two years in that capacity. He is a member of the New York State Bar.



**MEGHA
PAREKH**
SENIOR VICE PRESIDENT
AND CHIEF LEGAL OFFICER
JOINED JAGUARS: 2013

Megha Parekh joined the Jaguars as vice president and general counsel on March 1, 2013 and is now in her seventh year with the organization. She was promoted to senior vice president and chief legal officer in 2016.

Parekh works with the legal, technology and people development teams at the Jaguars. Her teams are responsible for employee training, support and development; technological systems and support for the office and certain systems in the stadium and at the amphitheater; and all legal matters, including transactions, compliance, disputes, risk management, government relations, and insurance. Since joining the Jaguars, Ms. Parekh has worked on **Shad Khan's** acquisition of Fulham Football Club; the public-private funded improvements to TIAA Bank Field, including renovations to the stadium clubs and construction and the 2017 opening of Daily's Place; the extension of TIAA Bank's stadium naming rights; securing Daily's as a naming rights partner for the amphitheater; the selection of new food and beverage and merchandise providers for the facilities; and on potential real estate developments around the stadium. Ms. Parekh leads the capital committee, which programs funding for improvements to the facilities.

Prior to joining the Jaguars, Parekh worked in the New York office of the law firm Proskauer, which is an international law firm known for its preeminent sports law group. During her time at Proskauer, she worked on public and private acquisitions and financings and securities offerings, including the acquisition of the Jacksonville Jaguars, the Houston Astros and the Cleveland Browns. While at Proskauer, Ms. Parekh also worked on a variety of matters including public and private company acquisitions and equity and debt financings.

Parekh was named in December 2012 and 2013 to Forbes Magazine's 30 Under 30 Sports List, which honored the country's top sports athletes and executives under the age of 30 who "represent the entrepreneurial, creative and intellectual best of their generation." More recently, she was selected for Sports Business Journal's 40 Under 40 list in 2018. Ms. Parekh has also been named a Woman of Influence (2014) and Ultimate Attorney (2016) since coming to Jacksonville.

Parekh joined Proskauer in 2009 after graduating magna cum laude from Harvard College and Harvard Law School. While in school, she was a sports writer for The Harvard Crimson and served as an intern for baseball's Boston Red Sox. Ms. Parekh also serves on the board of the Jaguars Foundation and the Florida Sports Foundation and works with Women in Sports and Events.

**PETER
RACINE**
SENIOR VICE
PRESIDENT OF JAGUARS
FOUNDATION AND
COMMUNITY IMPACT
JOINED JAGUARS: 2000



Peter Racine oversees grant making, community outreach and other charitable initiatives on behalf of the Khan family and the team. The Foundation's mission is to support the community primarily through six major program areas: 1) children, youth and families, 2) military and veterans, 3) women's health and well-being, 4) youth football, 5) the NFL Play 60 youth fitness and nutrition initiative, and 6) community and neighborhood revitalization.

Beginning his nonprofit career as a college volunteer at the Covenant House homeless and runaway youth shelter in New York City, Racine went on to help begin Covenant House shelters in Houston and Toronto. From 1987 to 1992, he and his spouse Kelly established Covenant House's programs for street children in Honduras, where he served as executive director. Racine was featured on Dateline NBC for his work with young glue addicts and in Time Magazine for work on behalf of minors exploited by prostitution rings. Upon returning to the United States, Racine was hired as the first executive director of the Northeast Florida Exchange Club Center for the Prevention of Child Abuse, where he served until joining the Jaguars Foundation in September of 2000.

Racine has been a partner in various national and international initiatives, including the Community Partnership for Protecting Children in partnership with the Edna McConnell Clark Foundation; the Early Childhood Violence Prevention Project in partnership with the U. S. Centers for Disease Control and Prevention, University of Florida and Jacksonville Children's Commission; Outreach to Urban Street Children in partnership with the European Economic Community; the Sports Philanthropy Project in partnership with The Robert Wood Johnson Foundation; the JAX-2025 Community Visioning Initiative; the Local Initiatives Support Corporation (LISC), Jacksonville's EPIC neighborhood revitalization initiative in partnership with The Community Foundation; the Jessie Ball duPont Fund and the City of Jacksonville; and the PROJECT 17 initiative to provide full-time athletic trainers in all 17 Duval County public high schools, in partnership with the NFL, Jacksonville Sports Medicine Program, Duval County Public Schools, Jacksonville University and other local partners.

In 2013 and 2018, Racine was the recipient of a Suncoast Regional EMMY® as executive co-producer of the "Jaguars Teen Talk...Game Plan for Success" television show, which was broadcast on all local independent stations, cable and network affiliates. In 2016, he was recognized at the Jacksonville Innovators in Education Awards for his work on behalf of Mr. Khan and the Jaguars Foundation in support of our military transitioning to civilian life with their educational needs as well as other comprehensive support services.

Racine received his B.A. at Rutgers University in New Jersey, and his M.T.S. at Catholic Theological Union in Chicago. He and his spouse Kelly reside in Jacksonville.



FRONT OFFICE



LARRY WILSON
VICE PRESIDENT OF
FACILITY OPERATIONS AND
PROGRAMMING
JOINED JAGUARS: 2018

Larry Wilson joined the Jaguars in January 2018 and is responsible for leading all facility operations and programming for TIAA Bank Field and Daily's Place. His responsibilities include management of food and beverage operations, security, merchandise, private events sales for TIAA Bank Field as well as Daily's Place, and capital improvements execution. He is also responsible for supporting efforts to bring additional events to TIAA Bank Field and Daily's Place through Bold Events.

Prior to joining the Jaguars, Wilson spent 23 years with SMG, the world's leading operator of venues including arenas, stadiums, convention centers and performing arts centers. Wilson began his career with SMG in 1993 at the Palm Springs Convention Center, and over 19 years, he spent time in six cities as general manager.

In 2013, Wilson was promoted to regional vice president based in New Orleans, where he oversaw the operations for 22 facilities in 12 markets.

Wilson grew up in Memphis, Tenn., and graduated from the University of Memphis where he earned his bachelor's degree in sports management. He lives in Jacksonville Beach and has two sons, Trace and Jack.



The Jaguars Foundation partnered with Special Olympics Florida to host a football fantasy camp with Special Olympians.



Daily's Place opened in May 2017 adjacent to TIAA Bank Field, the home of the Jacksonville Jaguars.

HEAD COACH DOUG MARRONE



DOUG MARRONE

HEAD COACH
JOINED JAGUARS: 2015
COLLEGE: SYRACUSE

Doug Marrone was named the fifth head coach of the Jaguars on Jan. 9, 2017 after previously serving as the team's interim head coach for the final two games of the 2016 season. Marrone was originally hired as the team's assistant head coach-offense/offensive line coach on Jan. 20, 2015, following a two-year stint as the head coach for the Buffalo Bills (2013-14).

Marrone has compiled a 16-18 record as Jacksonville's head coach. In 2018, the Jaguars finished with a 5-11 record, including a 3-4 mark at TIAA Bank Field. Jacksonville began the season with a 3-1 start, but finished fourth in the division standings. The Jaguars had two players selected to the 2019 Pro Bowl: CB **Jalen Ramsey**, making his second consecutive appearance as a Pro Bowl starter, and DL **Calais Campbell**, making his second consecutive and fourth overall Pro Bowl appearance.

In his first full season as the team's head coach, Marrone finished the 2017 regular season with a 10-6 record, which was tied for the league's biggest win/loss improvement (+7) among first-year head coaches (tied with the Rams' **Sean McVay**). Marrone led the team to an AFC South division title, which was the team's first division title since winning the AFC Central in 1999. The Jaguars finished the 2017 season with the top-ranked rushing offense (141.4 yards per game) and the league's best pass defense (169.0 passing yards allowed per game) en route to their first playoff berth in a decade. Under Marrone's tutelage, the Jaguars hosted a playoff game for the first time in 18 years, defeating the Buffalo Bills, 10-3, in the AFC Wild Card. The team advanced to the AFC Championship game for the first time since 1999 after defeating the Pittsburgh Steelers, 45-42, in the AFC Divisional round, ultimately falling to the New England Patriots, 20-24.

Marrone's 2017 squad featured six Pro Bowl selections (CB **A.J. Bouye**, DL **Calais Campbell**, DT **Malik Jackson**, DE **Yannick Ngakoue**, CB **Jalen Ramsey** and LB **Telvin Smith**), while Bouye (second-team), Campbell (first-team), Ramsey (first-team) and Smith (second-team) were all named to the AP All-Pro teams.

In 2016, Marrone's offensive line allowed 34 sacks, 17 fewer than the previous season (51) and 37 fewer than in 2014 (71). The Jaguars' 34 sacks allowed were the fewest sacks allowed by the team since it yielded 31 sacks in 2007. In 2017, the Jaguars set a franchise record with 24 sacks allowed.

In his first season with the Jaguars in 2015, Marrone helped the offensive line provide protection for QB **Blake Bortles**, who set single-season franchise records with 355 completions, 606 pass attempts, 4,428 yards and 35 touchdowns. In addition, Marrone's squad blocked for rookie RB **T.J. Yeldon**, who accounted for 740 rushing yards and 279 receiving yards in 2015, becoming the first Jaguars rookie to surpass 1,000 scrimmage yards since **Maurice Jones-Drew** (1,377) in 2006. Yeldon also placed third among AFC RBs in 2016 with 84.9 scrimmage yards per game.

Prior to joining the Jaguars, Marrone compiled a 15-17 mark as the head coach of the Bills, including a 9-7 mark in 2014, the team's most wins since 2004. He became only the third coach in Bills history to win 15 games in his first two seasons (**Marv Levy**, 19; **Wade Phillips**, 21). The Bills had six Pro Bowl selections during Marrone's two seasons.

The Bills had three different players with 60 receptions in 2014 for the first time in team history (**Fred Jackson**, 65; **Sammy Watkins**, 62; **Robert Woods**, 61) and the club produced six individual 100-yard receiving games. Watkins set team rookie records for receptions and receiving yards (982). The Bills ranked sixth in the NFL in 2014 with a plus-seven turnover differential.

In 2013, Marrone's offensive unit led the AFC and finished second in the NFL in rushing (144.2 avg.), while also leading the league with a 95.5 pct. red zone efficiency mark. Rookie QB **E.J. Manuel** started 10 games and set team rookie records for passing touchdowns (11) and completions (180).

Prior to joining the Bills, Marrone spent four seasons (2009-12) as the head coach of his alma mater, Syracuse, where he led the program to a 21-17 record in his final three seasons. He guided the Orange to an 8-5 mark in 2010 and 2012 and both seasons culminated with a New Era Pinstripe Bowl championship.

The Orange set several school records in 2012, including total yards (5,681), passing yards (3,619) and first downs (300). Marrone earned the American Football Coaches Association (AFCA) Region 1 Coach of the Year honors in 2011 and was a finalist for the Liberty Mutual Coach of the Year Award.

Marrone spent seven seasons in the NFL (2002-08) before becoming a collegiate head coach. From 2006-08, Marrone served as the offensive coordinator for the New Orleans Saints. He directed an offense that led the NFL in total offense (391.5 avg. in 2006; 410.7 avg. in 2008) and passing yards per game (281.4 avg. in 2006; 311.1 in 2008) in two different seasons (2006-08). The Saints' offensive line held their opponents to the fewest sacks allowed in the NFL in 2006 (16) and tied for the fewest sacks in the NFL from 2006-08 with 52 despite leading the NFL with 1,868 passing attempts during that span. QB **Drew Brees** captured the NFL passing title in 2006 (4,418 yards) and 2008 (5,069) and became just the second passer in NFL history to eclipse 5,000 passing yards (**Dan Marino**, 1984).

Prior to Marrone's arrival in New Orleans, the franchise had never had a 4,000-yard passer or registered more than 5,700 yards of offense. Brees eclipsed 4,000 passing yards and the offense posted more than 5,700 yards in each of Marrone's three seasons with the Saints. The Saints established a team record with an NFL-best 6,264 yards of offense in 2006, 5,780 in 2007 (4th in the NFL) and led the NFL again in 2008 with 6,571 yards.

In Marrone's first season as an NFL offensive coordinator in 2006, LT **Jammal Brown** was voted to the All-Pro team and to the Pro Bowl in his first year at the position, while OG **Jahri Evans** was a unanimous All-Rookie selection. The Saints ranked fourth in the NFL in 2007 in total offense and set an NFL record for completions (440) and had franchise bests for passing first downs (222), attempts (652), touchdown passes (28) and completion percentage (67.5). In 2008, the Saints led the NFL in total offense while setting team records for points (463), total yards (6,571), net passing yards (4,977), TDS (57) and first downs (354).

Marrone was the offensive line coach of the New York Jets from 2002-05 and the team made two postseason appearances (2002, 2004) with him on the staff. In 2004, the Jets produced the NFL's third-best rushing offense (149.3 avg.) and **Curtis Martin** led the NFL with 1,697 rushing yards.

Before arriving in New York, Marrone served as tight ends/tackles coach at the University of Tennessee in 2001. He spent the 2000 season at the University of Georgia as offensive line coach after spending the previous five seasons (1995-99) at Georgia Tech where he was part of three consecutive bowl appearances. He was director of football operations for the Yellow Jackets in 1995 before coaching the tight ends in 1996 and offensive line from 1997-99.

Marrone began his coaching career in 1992 at Cortland (N.Y.) State as the school's tight ends coach before stints as the offensive line coach at U.S. Coast Guard Academy (1993) and Northeastern University in 1994. A native of Bronx, N.Y., Marrone was a sixth-round draft pick of the Los Angeles Raiders in 1986 and played two years in the NFL. He played with the Miami Dolphins in 1987 and with the Saints in 1989. He also had playing stints with Pittsburgh, Dallas and Minnesota before closing his career with the NFL Europe's London Monarchs from 1991-92. Marrone was a three-year letterman at Syracuse. He returned to Syracuse and graduated in 1991 with a degree in liberal arts.

Doug and his wife, Helen, have two daughters, Madeline and Annie, and a son, Mack.

MARRONE'S COACHING CAREER

Year	School/Team	Position
2017-	Jacksonville Jaguars	Head Coach
2015-16*	Jacksonville Jaguars	Asst. HC-Off./Off. Line Coach
2013-14	Buffalo Bills	Head Coach
2009-12	Syracuse	Head Coach
2006-08	New Orleans Saints	Offensive Coordinator
2002-05	New York Jets	Offensive Line Coach
2001	Tennessee	Tight Ends/Tackles Coach
2000	Georgia	Offensive Line Coach
1997-99	Georgia Tech	Offensive Line Coach
1996	Georgia Tech	Tight Ends Coach
1995	Georgia Tech	Director of Football Operations
1994	Northeastern	Offensive Line Coach
1993	U.S. Naval Academy	Offensive Line Coach
1992	SUNY Cortland	Tight Ends Coach

* Marrone was interim head coach for last two games in 2016

COACHING STAFF



JOE DECAMILLIS
SPECIAL TEAMS
COORDINATOR
JOINED JAGUARS: 2017

Joe DeCamillis, with over 25 years of NFL coaching experience, is in his fifth season with the Jaguars, including his third under Head Coach **Doug Marrone**. The 2019 season is DeCamillis' 30th in the NFL.

Last season, DeCamillis oversaw the special teams unit that finished first in the NFL in opposing KR avg. (17.8) and second in opposing PR avg. (5.0). The 2018 special teams unit was ranked seventh in the NFL in the Dallas Morning News' annual special teams rankings. Dallas Morning News columnist **Rick Gosselin** uses a points system based on 22 categories to rank each of the 32 NFL teams' special teams units at the end of each season. K **Josh Lambo** converted 19 of 20 PATs and 19 of 21 FGs before finishing the season on the reserve/injured list. Lambo, who finished with a 90.5 FG percentage in 2018, became the first kicker in franchise history to post back-to-back seasons with a field goal percentage of at least 90.0. Rookie P **Logan Cooke**, who was selected in the seventh round of the 2018 Draft, recorded a franchise-record 37 punts inside the 20, the third-most in the NFL and the most among rookies. His 41.3 net punting avg. was the highest for a single season in franchise history. In Week 15 vs. Washington, WR **Dede Westbrook** scored a TD on a 74-yard punt return, marking the third-longest punt return in franchise history. Westbrook finished the season with a 14.0 punt return avg., the fifth-best in the NFL among players with at least 10 punt returns. Westbrook joined Kansas City's **Tyreek Hill** as the only two players in the NFL last season to record at least 500 receiving yards and one punt return TD.

In 2017, DeCamillis oversaw a midseason kicking change as Lambo, who was acquired by Jacksonville prior to the team's Week 7 matchup at Indianapolis, finished the season 19 of 20 on FGs (95.0 pct.), including 12 of 12 at TIAA Field. Lambo's 95.0 field goal percentage was the best mark in Jaguars single-season history among kickers with at least 10 FG attempts. P **Brad Nortman** landed a career-high 29 punts inside the 20, which was tied for fifth in franchise history. DeCamillis' unit also converted on all three fake punt tries, one of which RB **Corey Grant** rushed 56 yards for a TD against the Los Angeles Chargers in Week 10. The special teams unit found success using three different long snappers due to injury.

DeCamillis spent 2015-16 as the special teams coordinator for the Denver Broncos. In 2016, DeCamillis' unit ranked seventh in the NFL in both opponents' punt return average (6.8) and opponents' kickoff return average (20.2), while finishing 11th in the NFL in kick return average (22.9).

DeCamillis' units have accounted for 29 total kick return scores (18 PR, 11 KR) and 43 takeaways during his 24 seasons coaching special teams in the NFL.

Before returning to Denver, DeCamillis spent two seasons (2013-14) as Chicago's assistant head coach/special teams, instructing a unit that allowed a league-low 18.3 yards per kick return while generating two TD returns (1 PR, 1 KR) and three takeaways. In 2013, WR **Devin Hester** turned in one of the best seasons of his career under DeCamillis, posting his second-highest kickoff return average (27.6) and fourth-highest punt return average (14.2).

Prior to coaching with the Bears, DeCamillis served as special teams coordinator with Dallas from 2009-12. During that time, the Cowboys tied for the most punt return TDs (6) in the NFL, including a franchise-record three in 2010 by the rookie duo of WR **Dez Bryant** (2) and CB **Bryan McCann** (1).

As Jacksonville's special teams coach from 2007-08, DeCamillis' coverage unit ranked second in the NFL in average opponent field position after kickoffs (25.3-yard line) with 34 opponent returns being downed inside the 20-yard line.

DeCamillis had a 10-year run coaching special teams for the Atlanta Falcons (1997-2006)—the first seven years under Head Coach **Dan Reeves**, whom he worked in his first two NFL coaching roles with the Broncos and New York Giants.

He coached special teams for the Giants from 1993-96, as the club accounted for the fourth-most kick return scores (6) in the NFL during that period. **David Meggett** tied for second in the league with three punt return TDs during his final two years with the Giants (1993-94), ranking fourth in the NFL with his

11.3-yard punt return average in that two-year span.

DeCamillis began his NFL career in Denver in 1989 assisting with the club's football administration for two years before serving as a defensive quality control coach from 1991-92 under Reeves.

An all-state quarterback and wrestler at Arvada (Colo.) High School, DeCamillis went on to become an All-America wrestler at the University of Wyoming. DeCamillis, who was born on June 29, 1965, is married to Dana, and the couple has two daughters, Caitlin and Ashley.

DECAMILLIS' COACHING CAREER

Year	School/Team	Position
2017-	Jacksonville Jaguars	Special Teams Coordinator
2015-16	Denver Broncos	Special Teams Coordinator
2013-14	Chicago Bears	Asst. Head Coach/Special Teams
2009-12	Dallas Cowboys	Special Teams Coordinator
2007-08	Jacksonville Jaguars	Special Teams Coordinator
1997-2006	Atlanta Falcons	Special Teams Coordinator
1993-96	New York Giants	Special Teams Coordinator
1991-92	Denver Broncos	Defensive Quality Control
1990	Denver Broncos	Administrative Assistant
1989	Denver Broncos	Assistant to GM & Head Coach

JOHN DEFILIPPO
OFFENSIVE COORDINATOR
JOINED JAGUARS: 2019



John DeFilippo was hired as the team's offensive coordinator on Jan. 16, 2019, after coaching professionally for 12 seasons. During his tenure as the offensive coordinator in Minnesota (2018), he helped QB **Kirk Cousins** break multiple NFL records, including the most consecutive games with 30-plus completions (four) and the most passing completions in the month of September (131), a record previously set by **Tom Brady** in 2002 (129). Cousins became the first player in NFL history to throw at least 30 TDs and 4,000 passing yards, while completing over 70 percent of his passes with 10-or-fewer INTs. The Vikings' aerial assault also helped WR **Adam Thielen** set the NFL record for the most receptions through the first eight games of a season (74) and Thielen became the first player in NFL history to register 100-plus receiving yards in each of the team's first eight games of a season. In addition to offensive coordinator experience in Minnesota, he also led Cleveland's offensive unit in 2015.

Prior to arriving in Minnesota, DeFilippo spent two seasons (2016-17) as the quarterbacks coach in Philadelphia, winning Super Bowl LII in 2018, while guiding QB **Carson Wentz** to a single-season franchise-record 33 TDs and the third-best passing rating in club history (101.9). After a season-ending ACL injury to Wentz, DeFilippo turned to current Jaguars QB **Nick Foles**, who threw for 971 yards and six TDs in three postseason contests. Foles led the Eagles with a 373-yard, three-TD effort against New England en route to earning Super Bowl LII MVP honors. In 2016, DeFilippo aided the Wentz in setting rookie franchise records in pass attempts (607), passing yards (3,782) and completion percentage (62.4 percent).

In 2015, DeFilippo's offense in Cleveland amassed 4,000-plus gross passing yards and 1,500-plus rushing yards in the same season for the first time since 1986, while three different QBs (**Josh McCown**, **Johnny Manziel** and **Austin Davis**) earned starts under center.

Before his time in Cleveland, DeFilippo served as the quarterbacks coach for the Raiders. In 2012, QB Carson Palmer threw for the second-most yards in Raiders history (4,018) in addition to 22 TD passes. He also tutored QB Derek Carr, who led all rookies in completions (348), passing yards (3,270) and passing TDs (21).

DeFilippo earned his first full-time NFL coaching role in 2005 as an offensive quality coach with the New York Giants under then-Head Coach and current Jaguars Executive Vice President of Football Operations **Tom Coughlin**.

Collegiately, the Youngstown, Ohio native was a four-year letterman at James Madison, where he helped the Dukes to a Colonial Conference Championship as a senior in 1999.


COACHING STAFF



DeFilippo's father, Gene, coached at Youngstown State, Vanderbilt and Tennessee, in addition to serving as the associate athletics director at Kentucky and athletic director at Villanova and Boston College.

DeFilippo married his wife, Kari, in July 2014.

DEFILIPPO'S COACHING CAREER		
Year	School/Team	Position
2019-	Jacksonville Jaguars	Offensive Coordinator
2018	Minnesota Vikings	Offensive Coordinator
2016-17	Philadelphia Eagles	Quarterbacks Coach
2015	Cleveland Browns	Offensive Coordinator
2012-14	Oakland Raiders	Quarterbacks Coach
2011	San Jose State	Offensive Coordinator/QBs
2010	San Jose State	Quarterbacks Coach
2009	New York Jets	Assist. QBs Coach
2007-08	Oakland Raiders	Quarterbacks Coach
2005-06	New York Giants	Offensive Quality Control
2003-04	Columbia	Quarterbacks Coach
2001-02	Notre Dame	Graduate Assistant
2000	Fordham	Quarterbacks Coach
1998	Indianapolis Colts	Coaching Intern
1997	Carolina Panthers	Coaching Intern



TOM MYSLINSKI
STRENGTH AND
CONDITIONING COORDINATOR
JOINED JAGUARS: 2012

Tom Myslinski is entering his eighth season with the Jaguars after being named strength and conditioning coordinator on Jan. 27, 2012. Myslinski played nine seasons as an offensive lineman in the NFL, including as a guard on the Jaguars' 1995 inaugural team, and spent three seasons as strength and conditioning coach for the Cleveland Browns.

Myslinski spent two seasons on the collegiate level, serving as strength and conditioning coach for football at North Carolina in 2011 and Memphis in 2010. He was responsible for planning and designing the interior of a \$3 million, 13,000-square-foot weight room at Memphis. Myslinski was instrumental in maintaining a 92 and 88 percent start rate throughout the last two seasons.

A native of Rome, N.Y., Myslinski previously served three seasons (2007-09) with the Browns as the head strength and conditioning coach. He was the club's assistant strength and conditioning coach in 2004 and also worked for the Browns on a part-time basis in 2003. He spent two seasons (2005-06) as head strength and conditioning coach at Robert Morris.

A fourth-round draft pick of Dallas in 1992, Myslinski played in 60 games with 25 starts including stints with Washington (1992), Buffalo (1993), Chicago (1993-94), Jacksonville (1995), Pittsburgh (1996-97, 2000), Indianapolis (1998) and Dallas (1999).

While playing in the NFL, Myslinski served as a volunteer assistant strength and conditioning coach at the University of Pittsburgh from 1998-2001, working primarily with offensive and defensive linemen. Prior to his stint at Pittsburgh, he spent 1996 as the volunteer strength and conditioning coach at the University of North Florida, where he managed all aspects of physical and mental development with the school's student-athletes. He also has served as a martial arts consultant to numerous collegiate athletic programs.

Myslinski developed and patented the "Tunch Punch Ladder" hand agility pad and has trained under offensive line guru **Tunch Ilkin**, who is the developer of the Tunch Punch system, which is used extensively by offensive line coaches throughout the NFL. He has published peer-reviewed research in the Journal of Strength and Conditioning Research on the development of strength and power using heavy chains and bands in addition to weights.

Myslinski is registered and certified by the National Strength and Conditioning Association (NSCA) and serves as an adviser on the organization's Coaching Performance Committee. In addition, he is a member of the 2016 Gatorade NFL Advisory Board.

Myslinski earned all-conference honors at the University of Tennessee and earned eight varsity letters including four in football and four in track and field. He started at guard for back-to-back SEC championship teams (1989-90) and was also a member of the Volunteers' 1991 NCAA Champion track and field team. He earned a Bachelor of Science degree in kinesiology in 1992 and was a two-time Academic All-SEC member. He later earned his master's degree from the University of Pittsburgh in exercise physiology. Myslinski and his wife, Amy, have three children: Thomas, Emily and Michael.

MYSLINSKI'S COACHING CAREER		
Year	School/Team	Position
2012-	Jacksonville Jaguars	Strength & Conditioning Coord.
2011	North Carolina	Strength & Conditioning Coach
2010	Memphis	Strength & Conditioning Coach
2007-09	Cleveland Browns	Strength & Conditioning Coach
2005-06	Robert Morris	Strength & Conditioning Coach

TODD WASH

DEFENSIVE
COORDINATOR
JOINED JAGUARS: 2013



Todd Wash is in his seventh season with the Jaguars and his fourth season as the team's defensive coordinator. Wash originally joined the team as the defensive line coach on Jan. 28, 2013 before being promoted to defensive coordinator entering the 2016 season.

From 2016-18, the Jaguars' defense ranked first in net passing yards allowed per game (193.2 net passing yards per game allowed), second in total defense (306.4 YPG allowed) and are tied for third in defensive TDs (10) in the NFL during that span. From 2016-18, Jacksonville's defense has had six players earn eight total Pro Bowl nods.

In 2018, Wash guided a defense that proved formidable at all three levels, allowing the NFL's second-fewest passing yards per game (194.6), fourth-fewest points per game (19.8) and the fifth-fewest yards per game (311.4). In home games, the Jaguars allowed 15.1 points per game, the league's fewest mark. The Jaguars' defense recorded the seventh shutout in franchise history in Week 13 versus the Colts and were one of eight teams in 2018 to register a shutout.

CB **Jalen Ramsey** helped lead the Jaguars passing defense in 2018, which allowed the fifth-fewest net passing yards in franchise history (194.6 net passing yards per game). Ramsey was named a starter in the Pro Bowl for the second consecutive season, while DL **Calais Campbell** earned his fourth overall Pro Bowl berth and second since joining the Jaguars in 2017. Campbell recorded 10.5 sacks, becoming the first player in franchise history to post back-to-back seasons with at least 10.0 sacks. Campbell recorded 20 TFL, the third-most in the NFL and most in franchise history since the stat began being tracked in 2008.

LBs **Telvin Smith Sr.** (134) and **Myles Jack** (107) each recorded career-highs in tackles with Smith tackle tally ranking as the sixth-most in the NFL. Smith finished with two INTs and was one of two players in the NFL to record at least 130 tackles and register a pick six. DE **Yannick Ngakoue** finished 2018 with 9.5 sacks, improving his career total to 29.5 sacks in three seasons.

In 2017, Wash oversaw one of the premier defenses in the NFL and was named Coordinator of the Year by *The Sporting News*. Jacksonville's defense finished the season ranked first in yards allowed per play (4.61) and passing yards allowed per game (169.9), second in points allowed per game (16.8) and opponents' red zone TD percentage (39.3 percent) and fourth in opponents' third down percentage (33.6 percent). The unit finished the season with 33 takeaways, which set a franchise record. In addition, the team's 55 sacks were the second-most in franchise history only trailing the 1999 season (57).

The defense was led by six Pro Bowlers on all three levels of the defense with Campbell, DL **Malik Jackson**, Smith, CB **A.J. Bouye** and Ramsey. Campbell and Ramsey were also both recognized as members of the AP All-Pro First Team.

COACHING STAFF



The Jaguars defensive line emerged as one of the most productive pass rushing units in 2017 as the team finished with 55 sacks, second in the NFL, and had four players register at least eight sacks (Campbell – 14.5, Ngakoue – 12.0, Jackson – 8.0 and DE **Dante Fowler Jr.** – 8.0). The team's 55 sacks were the second-most in franchise history trailing the 1999 season (57).

The Jaguars had the NFL's best passing defense in the regular season, holding opponents to a 68.5 passer rating and allowing just 169.9 net passing yards per game, both the fewest in the NFL. Bouye led the group with six INTs and 19 passes defended, while Ramsey recorded four INTs and 17 passes defended. Both starting safeties, **Barry Church** and **Tashaun Gipson Sr.**, recorded four INTs apiece, combined for 15 passes defended and were third and fifth, respectively, on the team in tackles.

Smith led the team in tackles with 102 (76 solo) and also recorded 12 TFL 1.0 sack, three INTs (one INT-TD), five passes defended, one forced fumble and two fumble recoveries, one of which he returned for a score. Jack finished second on the team in tackles with 90 (66 solo) and played his best football in the playoffs, finishing the 2018 postseason with 19 tackles (16 solo), 1.0 sack, one forced fumble, one fumble recovery, three passes defended, two tackles for a loss and one INT.

Wash's defense displayed continued improvement throughout the 2016 season. His unit finished the year ranked sixth overall in yards per game allowed, including 215.3 yards passing allowed that was fifth in the NFL. In addition, the Jaguars' front seven limited opponents to 3.82 yards per carry, which was tied for sixth-best in the league. The Jaguars finished particularly strong, tallying the most passes defended in franchise history during the months of December and January (32), and a franchise-best 13 passes defended against Tennessee in Week 16. Jacksonville's defense also had 80 tackles for loss, fourth in the NFL, while Smith set a career-high with 14 stops behind the line of scrimmage. On third downs, Wash's troops finished the season with an impressive 37.1 third down percentage, which ranked eighth in the NFL, including a dominant 7.7 (one for 13) percent against Denver in Week 13.

Wash also mentored two record-breaking rookies in Ramsey and Ngakoue. Ngakoue broke the single-season Jaguars rookie record when he posted 8.0 sacks. He joined LB **Tamba Hali**, LB **Terrell Suggs**, LB **Julius Peppers** and LB **Charles Haley** as the only rookies in NFL history to post at least 8.0 sacks, four forced fumbles and one INT. Ramsey also posted a standout rookie campaign under Wash, as the shutdown corner led all NFL rookies with 14 passes defended. Ramsey joined CB **Marcus Peters** as the only rookie CBs over the last eight seasons to register 50 tackles, one pick six and one forced fumble during their inaugural year. Ramsey, who held receivers to 50 or fewer receiving yards in coverage in 10 of 16 games, was tasked with following the opponents' number one wideout on six occasions.

In 2015, the team ranked 15th (106.8) in opponent rushing yards per game, an improvement from 27th (127.1) in 2014. The Jaguars also ranked fifth in opponent rushing average (3.68), up from 12th (4.07) in 2014. In addition, DL **Jared Odrick** led the team with 5.5 sacks, while DE **Andre Branch** and DT **Roy Miller III** had 4.0 sacks apiece. Jacksonville's defense tied for the NFL's fourth-most sack-fumbles (8.0) in 2015.

Wash has also tutored a productive pass rush. The Jaguars ranked sixth in the NFL with 45.0 sacks in 2014, the fourth-most in franchise history and most since 2005. Among the 45.0 sacks, 37.0 were credited to defensive linemen. The Jaguars forced five fumbles in Week 12 at Indianapolis, the most in single-game franchise history. Sixth-year DT **Sen'Derrick Marks** had the best statistical season of his career, totaling 8.5 sacks, 15 tackles for loss and 16 QB hits. Veteran DE **Chris Clemons** registered eight sacks and second-year DE **Ryan Davis** notched a career-high 6.5 sacks. In Wash's first year with the Jaguars in 2013, the club improved its sack total from 20.0 in 2012 to 31.0 and totaled 19.0 sacks in the last seven games.

Prior to arriving in Jacksonville, Wash coached the Seahawks defensive line from 2011-12 and helped the unit rank sixth in the NFL in yards per game (319.2), third in fewest points allowed (17.5), first in opponents' passer rating (73.2) and fifth in takeaways (62) during that span. The Seahawks registered an 11-5 regular season record in 2012, the third-best mark in franchise history, and advanced to the Divisional round of the playoffs. The Seahawks led the NFL by allowing a franchise-record low 15.3 points per game and ranked fourth in total defense (306.2 yards per game).

Wash entered the NFL coaching ranks with the Buccaneers, where he spent four seasons (2007-10), serving the last three as defensive line coach. Prior to joining the Buccaneers, Wash had two stints (2002-03, 2005-06) as an assistant coach at his alma mater, North Dakota State. While with the Bison, Wash coached the defensive line and coordinated the run defense. In between appointments at NDSU, he spent the 2004 season as defensive coordinator/linebackers coach at Missouri Southern State. Wash began his coaching career

at Fort Lewis College in 1996 as defensive coordinator and was promoted to head coach/defensive coordinator for three seasons (1997-99). He worked as defensive coordinator at Nebraska-Kearney from 2000-01.

A two-time All-North Central Conference outside linebacker at North Dakota State, Wash played on two national championship teams with the Bison in 1988 and 1990. A preseason All-American and team captain in 1991, he had a tryout as an undrafted rookie with the Houston Oilers in 1992. He holds two degrees from NDSU, including a bachelor's degree in physical education (1994) and a master's in athletic administration (1996).

Wash, born July 19, 1968, and his wife, Darci, have two daughters, Alyssa and Jena, and one son, Marcus. Darci was an All-America basketball player at NDSU and played on three national championship teams. She was inducted into the Bison Athletic Hall of Fame in 2012.

WASH'S COACHING CAREER		
Year	School/Team	Position
2016-	Jacksonville Jaguars	Defensive Coordinator
2013-15	Jacksonville Jaguars	Def. Line Coach/Run Game Coord.
2011-12	Seattle Seahawks	Defensive Line Coach
2008-10	Tampa Bay Buccaneers	Defensive Line Coach
2007	Tampa Bay Buccaneers	Defensive Quality Control
2005-06	North Dakota State	Defensive Line Coach
2004	Missouri Southern State	Defensive Coordinator/LBs
2002-03	North Dakota State	Defensive Line Coach
2000-01	Nebraska-Kearney	Defensive Coordinator
1997-99	Fort Lewis College	Head Coach/Def. Coordinator
1996	Fort Lewis College	Defensive Line Coach

DOM CAPERS
SENIOR DEFENSIVE ASSISTANT
JOINED JAGUARS: 2019



Dom Capers was hired as a senior defensive assistant on Feb. 19, 2019 and is entering his first season in his new role. It marks Capers' second stint with the Jaguars, as he previously served as the defensive coordinator for Jacksonville from 1999-2000.

Capers' 31-year NFL coaching career includes 17 seasons as a defensive coordinator. He was the Jaguars' defensive coordinator from 1999-2000 under then-Head Coach and current Executive Vice President of Football Operations **Tom Coughlin**. In 1999, the Jaguars were 14-2 – their best record in franchise history – and won the AFC Central Division before hosting the AFC Championship game. Capers has been the head coach of two NFL expansion teams – Carolina from 1995-98 and the Houston Texans from 2002-05. Most recently, he was the defensive coordinator from 2009-17 for the Green Bay Packers.

From 2009-17, Capers oversaw a Packers defense that totaled the league's most interceptions (176), the second-most takeaways (243), fourth-most sacks (365.0) and allowed the league's ninth-fewest points per game (21.5 points per game). Capers' unit featured defensive players that made 18 appearances in the Pro Bowl, including DE **Julius Peppers** (2015), LB **Clay Matthews** (six times) and DB **Charles Woodson** (three times). The Packers advanced to the playoffs in the first eight of Capers' nine years with the club.

Capers joined the Packers after one season as a special assistant–secondary with New England. Previously, he worked for two seasons with the Miami Dolphins, holding the titles of special assistant to the head coach (2006) and defensive coordinator (2007). From 2001-05, Capers served as the head coach of the expansion Houston Texans for the first five seasons of the franchise's history.

Prior to his arrival in Houston, Capers was the defensive coordinator with the Jaguars, where he helped the Jaguars improve from 25th in total defense in 1998 (347.4 yards allowed per game) to fourth in 1999 (270.9 yards allowed per game). Jacksonville allowed the fewest points in the NFL in 1999 (217) and Capers was named NFL Assistant Coach of the Year by Pro Football Weekly/PFWA and USA Today.

Capers served as a head coach for the first time in his career from 1995-98 with

COACHING STAFF



Carolina, guiding the Panthers from its origin to the NFC title game in 1996. Carolina won its last seven games in 1996 and posted a 12-4 record and the NFC West title and then defeated the defending Super Bowl champion Dallas Cowboys in the Divisional round of the playoffs. Capers was named the Coach of the Year by the Associated Press in 1996.

From 1992-94, Capers was the defensive coordinator for the Pittsburgh Steelers. His unit ranked third in total defense in 1993 and second in 1992. Pittsburgh finished in the top 10 in scoring defense in all three of Capers' seasons with the club.

Capers' first NFL coaching job came as a defensive backs coach with New Orleans from 1986-91. Prior to that, he spent 12 seasons at the collegiate level, beginning with a graduate assistant at Kent State (1972-74). He also coached defensive backs at Hawaii (1975-76), San Jose State (1977), California (1978-79), Tennessee (1980-81) and Ohio State (1982-83).

Capers played S and LB for Mount Union College in Alliance, Ohio, from 1968-71, and graduated with a degree in physical education and a minor in psychology. He grew up in Buffalo, Ohio and attended Meadowbrook High School.

CAPER'S COACHING CAREER		
Year	School/Team	Position
2019-	Jacksonville Jaguars	Senior Defensive Assistant
2009-17	Green Bay Packers	Defensive Coordinator
2008	New England Patriots	Special Assistant
2007	Miami Dolphins	Defensive Coordinator
2006	Miami Dolphins	Special Asst. to the Head Coach
2001-05	Houston Texans	Head Coach
1999-00	Jacksonville Jaguars	Defensive Coordinator
1995-98	Carolina Panthers	Head Coach
1992-94	Pittsburgh Steelers	Defensive Coordinator
1986-91	New Orleans Saints	Defensive Backs Coach
1984-85	Phil./Balt. Stars	Defensive Backs Coach
1982-83	Ohio State	Defensive Backs Coach
1980-81	Tennessee	Defensive Backs Coach
1978-79	California	Defensive Backs Coach
1977	San Jose State	Defensive Backs Coach
1975-76	Hawaii	Defensive Backs Coach
1975	Washington	Graduate Assistant
1972-74	Kent State	Graduate Assistant



MARK COLLINS
LINEBACKERS COACH
JOINED JAGUARS: 2017

Mark Collins was hired as the team's linebackers coach on Jan. 26, 2017 and is in his third season with the club.

Under Collins' guidance, LBs **Telvin Smith Sr.** (134) and **Myles Jack** (107) each recorded career-highs in 2018 in tackles as Smith's tackle tally ranked as the sixth-most in the NFL. Smith finished with two INTs and was one of two players in the NFL to record at least 130 tackles and register a pick six. Jack, who recorded the first TD of his career in Week 1, and Smith were the only LB duo in the NFL to each record at least 100 tackles and a pick six in 2018. Jack was one of three players in the NFL to play 100 percent of his team's defensive snaps, joining Broncos S **Justin Simmons** and Eagles S **Malcolm Jenkins**.

In 2017, Collins' unit produced the team's top two tacklers, as Smith led the team in tackles with 102 (76 solo) and also recorded 12 tackles for a loss, 1.0 sack, three INTs (one INT-TD), five passes defensed, one forced fumble and two fumble recoveries, one of which he returned for a score. Jack finished second on the team in tackles with 90 (66 solo) and played his best football in the playoffs, finishing the postseason with 19 tackles (16 solo), 1.0 sack, one forced fumble, one fumble recovery, three passes defensed, two tackles for a loss and one INT.

Prior to joining the Jaguars, Collins served as the outside linebackers coach with the New York Jets in 2016, and oversaw the development of rookie OLB **Jordan Jenkins** and the progression of fourth-year OLB **Sheldon Richardson**, who won Defensive Rookie of the Year honors in 2013 and earned a Pro Bowl

appearance in 2014. In his inaugural season in the NFL, Jenkins totaled 40 tackles (22 solo), including 2.5 sacks, while Richardson led the team with 13 tackles for loss and finished the year with 62 total tackles (38 solo).

In his first year with the Jets in 2015, Collins' crew had four different OLBs register sacks, led by rookie third-round selection **Lorenzo Mauldin** (4.0). Mauldin registered all his sacks after Week 8, finishing with the most by a Jets rookie since 2012. Richardson, in his third season, registered 5.0 sacks, his second consecutive season with at least 5.0 sacks. Veteran OLB **Calvin Pace** added 3.0 sacks, his eighth consecutive season totaling at least 3.0 sacks.

Prior to joining the Jets, Collins spent four seasons with the Atlanta Falcons from 2010-14, serving as a defensive assistant from 2010-13 and working with the outside linebackers in 2014. While serving as the defensive assistant (2010-13), Collins assisted with the defensive line and a run defense that registered a TFL once every 10.2 rushing attempts.

Before entering the NFL coaching ranks, Collins spent 11 seasons at the collegiate level, with stops at Louisiana-Monroe, Georgia, Georgia Southern, Elon and Michigan after getting his start in coaching at his alma mater, East Tennessee State.

In 2009, Collins served as the safeties coach at the University of Louisiana-Monroe after a two-year stint at the University of Georgia. From 2007-08, Collins spent two seasons at the University of Georgia as a graduate assistant. During one season at Georgia, the Bulldogs finished the season as the No. 2-ranked team in the final Associated Press poll.

In 2006, Collins worked at Georgia Southern as the outside linebackers coach and tutored AFCA first-team All-American **John Mohring**, while also working with the special teams units for the Eagles. In 2005, Collins served as a defensive coordinator at Elon University, helping the Phoenix defense finish with the third-best total defense in the Southern Conference. From 2003-04, Collins worked at the University of Michigan and helped the Wolverines win two consecutive Big Ten championships and make back-to-back Rose Bowl appearances. Collins served as the assistant linebackers coach in 2003 and coached the offensive line in 2004.

Following his playing career, Collins spent four seasons at his alma mater, East Tennessee State, serving as the assistant defensive backs coach (1999), outside linebackers coach (2000), defensive line coach/special teams coordinator (2001) and outside linebackers coach/special teams coordinator (2002).

Collins, a native of Sault Ste. Marie, Mich., is a 1998 graduate of East Tennessee State where he earned a bachelor's degree in finance. As a four-year starter at DE and OLB, Collins won the John Robert Bell Award, given to the player who displays intensity, loyalty and work ethic, and was the team's captain in 1997. Collins was also a National Football Foundation College Hall of Fame Scholar in 1995-96.

COLLINS' COACHING CAREER		
Year	School/Team	Position
2017-	Jacksonville Jaguars	Linebackers Coach
2015-16	New York Jets	Outside Linebackers Coach
2014	Atlanta Falcons	Outside Linebackers Coach
2010-13	Atlanta Falcons	Defensive Assistant
2009	Louisiana-Monroe	Safeties Coach
2007-08	Georgia	Graduate Assistant
2006	Georgia Southern	Linebackers Coach
2005	Elon	Defensive Coordinator
2004	Michigan	Offensive Line Coach
2003	Michigan	Assistant Linebackers Coach
2002	East Tennessee State	OLBs/Special Teams Coordinator
2001	East Tennessee State	DL/Special Teams Coordinator
2000	East Tennessee State	Outside Linebackers Coach
1999	East Tennessee State	Assistant Defensive Backs

COACHING STAFF



JOE DANNA
SECONDARY COACH - SAFETIES
 JOINED JAGUARS: 2017

Joe Danna was hired as the assistant secondary coach on January 23, 2017 and is in his third season assisting with the club's defensive backs and first season as the Jaguars' secondary coach - safeties. He is in his 12th season of coaching in the NFL.

Since Danna joined the staff in 2017, the Jaguars have allowed the NFL's fewest net passing yards per game (182.2) in that span.

Danna found success in 2018 as he assisted with the secondary. The Jaguars limited opponents to 194.6 net passing yards per game, the league's second-lowest mark and fifth-lowest in franchise history. Jacksonville allowed 17 passing TDs, tied for the third-fewest in franchise history and second-fewest in the NFL in 2018. CB **Jalen Ramsey** led the Jaguars with three INTs, earning his second consecutive Pro Bowl berth. The Jaguars had six players from the secondary record at least one INT, including CB **A.J. Bouye**, S **Barry Church**, S **Tashaun Gipson Sr.**, S **Ronnie Harrison**, CB **D.J. Hayden** and Ramsey.

In 2017, the Jaguars had the NFL's best passing defense, holding opponents to a 68.5 passer rating, the lowest mark in the NFL, and allowing just 169.9 net passing yards per game, the fewest in the NFL. Bouye led the group with six INTs and 19 passes defended, while Ramsey recorded four INTs and 17 passes defended as they both earned their first career Pro Bowl berths. Church and Gipson recorded four INTs apiece, combined for 15 passes defended and were third and fifth, respectively, on the team in tackles.

While Danna served as the defensive backs coach with the Jets in 2016, CB **Marcus Gilchrist** and CB **Marcus Williams** tied for the team lead with two INTs apiece. The unit also saw six players finish with at least five passes defended, including Williams (six), S **Calvin Pryor** (six), CB **Buster Skrine** (six), CB **Darryl Roberts** (six), CB **Darrelle Revis** (five) and CB **Juston Burris** (five).

In 2015, Danna joined the New York Jets as the defensive backs coach and helped Williams lead the team in INTs, picking off six passes despite playing in fewer than 27 percent of the defensive snaps. Pryor registered career highs in tackles (71) and passes defended (six) during the 2015 season. Revis, who returned to the club in 2015, registered nine takeaways (five INTs and four fumble recoveries), the most of any CB in the league and his most INTs since 2009. Danna's unit tripled its INT total from the previous season, as the defensive backs produced all 18 of the team's INTs in 2015 (fifth-most in the NFL), improving their 2014 total of six (tied for 30th).

In 2008, Danna secured his first coaching opportunity in the NFL with the Atlanta Falcons, where he served as a defensive assistant for two seasons (2008-09). Danna then spent the following two seasons (2010-11) with the Miami Dolphins as the assistant defensive backs coach before returning to Atlanta as the defensive backs coach for the 2012-14 seasons.

From 2006-07, Danna served stints at Georgia Southern (2006) and James Madison University (2007), serving as the defensive backs coach with both collegiate programs.

After his playing career, Danna served as a graduate assistant for two seasons at his alma mater, Central Michigan. As a graduate assistant, Danna spent the 1999-2000 seasons as the assistant defensive backs coach while also assisting with recruiting, scouting, weight training, conditioning and video coordination. In 2001, Danna served as a graduate assistant at Georgia, working with the Bulldogs' defense, before returning to Central Michigan from 2002-05, working in different capacities including wide receivers coach (2002, 2005) and safeties coach (2003-04).

As a player, Danna was a four-year letterman and two-year starter at WR for Central Michigan. Danna earned several accolades during his time as a player, including Scholar Athlete of the Year, Special Teams Player of the Year, the team's Leadership and Motivation Award and First-Team Mid-American Academic recognition.

Danna earned his bachelor's degree in elementary education and social studies with a language arts minor from Central Michigan. The Midland, Mich., native and his wife, Nicole, have two sons, Luke and Zack, and a daughter, Lindsey.

DANNA'S COACHING CAREER

Year	School/Team	Position
2019-	Jacksonville Jaguars	Secondary Coach - Safeties
2017-18	Jacksonville Jaguars	Assistant Secondary Coach
2015-16	New York Jets	Defensive Backs Coach
2012-14	Atlanta Falcons	Defensive Backs Coach
2010-11	Miami Dolphins	Assistant Defensive Backs Coach
2008-09	Atlanta Falcons	Defensive Assistant
2007	James Madison	Defensive Backs Coach
2006	Georgia Southern	Defensive Backs Coach
2005	Central Michigan	Wide Receivers Coach
2003-04	Central Michigan	Safeties Coach
2002	Central Michigan	Wide Receivers Coach
2001	Georgia	Graduate Assistant

JOHN DONOVAN
ASSISTANT RUNNING BACKS COACH
 JOINED JAGUARS: 2016



John Donovan was named assistant running backs coach on Jan. 16, 2019, after serving as an offensive assistant with the Jaguars for three seasons. Donovan joined the Jaguars staff with 19 years of collegiate coaching experience, including two as the offensive coordinator and tight ends coach at Penn State.

While assisting with the tight ends in 2018, Donovan helped TE **James O'Shaughnessy** achieve career highs in receptions (24) and receiving yards (214), while four other tight ends tallied receptions, including **Niles Paul** and **Austin Seferian-Jenkins**, who were both sidelined with injuries in their first seasons with the team.

Despite only keeping three tight ends on the active roster throughout the 2017 season, the group was critical in helping the team lead the league in rushing (141.4 yards/game). TE **Mercedes Lewis**, who was elected captain by his teammates, led the way for the group, scoring five TDs, including three in the team's Week 3 win against Baltimore, the most since his Pro Bowl season in 2009. Lewis also recorded his first career TD in the postseason in the second quarter of the AFC Championship Game at New England.

At Penn State, Donovan directed a 2014 offense that saw QB **Christian Hackenberg** and WR **DaeSean Hamilton** break Penn State single-game and season records and TE **Mike Gesicki** was selected to the BTN.com All-Freshman team. In 2015, Hackenberg became the school's all-time leading passer, while RB **Saquon Barkley** and WR **Chris Godwin** were one of only two tandems in the Big 10 with a 1,000 yards rushing and receiving, respectively.

From 2011-13, Donovan was the offensive coordinator and running backs coach at Vanderbilt for three of the most productive offensive seasons in the program's modern-era history. Under Donovan's direction, RB **Zac Stacy** ran for 1,193 yards in 2011 and 1,141 yards in 2012 to become the first Vanderbilt player with consecutive 1,000-yard seasons in program history. Stacy earned second team All-SEC honors and was drafted by the St. Louis Rams in 2013.

DONOVAN'S COACHING CAREER

Year	School/Team	Position
2019-	Jacksonville Jaguars	Asst. Running Backs Coach
2017-18	Jacksonville Jaguars	Offensive Assistant
2016	Jacksonville Jaguars	Offensive Quality Control
2014-15	Penn State	Offensive Coordinator/TEs
2011-2013	Vanderbilt	Offensive Coordinator/RBs
2008-10	Maryland	Running Backs Coach
2006-07	Maryland	Quarterbacks Coach
2005	Maryland	Running Backs Coach
2001-04	Maryland	Recruiting Coordinator
1998-2000	Georgia Tech	Graduate Assistant
1997	Villanova	Asst. Secondary Coach


COACHING STAFF



Donovan's offensive units earned three of the top four total yardage marks in school history dating back to 1945, gaining at least 4,400 yards each season, including a school record 4,936 yards in 2012. The Commodores averaged 30.0 points per game in 2012, marking the first time in school history they averaged 30 or more points per game, and followed with another program record of 30.1 points per game in 2013.

Donovan also worked for **Ralph Friedgen** at the University of Maryland from 2001-10. He began his coaching career at Georgia Tech (1998-2000) and Villanova (1997).

A native of River Edge, N.J., Donovan graduated with a sociology degree from Johns Hopkins University. A defensive back, he grabbed 12 INTs during his career with the Blue Jays. He also earned a master's degree in economics from Georgia Tech. Donovan and his wife, Stacey, have one son, John Patrick, and two daughters, Cate and Shea.



SEAN KARPF
STRENGTH AND
CONDITIONING ASSOCIATE
JOINED JAGUARS: 2014

Sean Karpf is in his second season as a strength and conditioning associate working under Strength and Conditioning Coordinator **Tom Myslinski**. Karpf was promoted to his current role after spending the previous two years as a strength and conditioning intern with the Jaguars.


Karpf first joined the Jaguars organization in 2014 and served in numerous departments, including technology, ticket operations and ticket sales. He has also worked closely with Head Athletic Trainer **Scott Trulock**.

Prior to working with the Jaguars, Karpf served in the United States Army from 2007-13, where he was a sergeant with the 82nd Airborne. He earned a Purple Heart for his service and has been heavily involved with the Wounded Warrior Project, a nonprofit organization that offers programs, services and events for veterans.

Karpf graduated with a degree in Kinesiology from Jacksonville University and is currently pursuing his masters at California University of Pennsylvania in performance enhancement and injury prevention. He graduated from Orange Park (Fla.) High School in 2003 and now resides in Jacksonville with his wife, Brandy and his children, Marissa and Zachary.

KARPF'S COACHING CAREER

Year	School/Team	Position
2018	Jacksonville Jaguars	Strength & Conditioning Assoc.
2017	Jacksonville Jaguars	Strength & Conditioning Intern
2014-15	Jacksonville Jaguars	Strength & Conditioning Intern



JESS LANGVARDT
STRENGTH AND
CONDITIONING ASSOCIATE
JOINED JAGUARS: 2013

Jess Langvardt is in his seventh season on the Jaguars coaching staff as a strength and conditioning associate working under Strength and Conditioning Coordinator **Tom Myslinski**. Prior to joining the Jaguars, Langvardt spent the 2012 season with Tulane as assistant strength and conditioning coach.

Langvardt previously served as head strength and conditioning coach at his alma mater, Sterling College, from January to July 2012, and he spent the 2011 season as an intern with the Indianapolis Colts.

Prior to working with the Colts, Langvardt earned his master's degree from the

University of Memphis where he coached from January 2009 to July 2011. His main responsibilities were assisting with football under three different football strength coaches, including Myslinski, while also working directly with softball and men's and women's golf.

Langvardt was a four-year letterman in football and baseball at Sterling College and earned his bachelor's degree in exercise science, while also getting his teacher's certification. He played three years for the Wichita Wild Professional Indoor football team. He served as an assistant coach for four seasons (2005-08) at his alma mater following graduation.

Langvardt and his wife, Jessie, reside in Jacksonville with their son, Ryker.

LANGVARDT'S COACHING CAREER

Year	School/Team	Position
2013-2012	Jacksonville Jaguars	Strength & Conditioning Assoc.
2012	Tulane	Asst. Strength & Conditioning Coach
2012	Sterling College	Strength & Conditioning Coach
2009-11	Memphis	Strength & Conditioning Coach

MIKE MALLORY
ASSISTANT SPECIAL TEAMS
COORDINATOR
JOINED JAGUARS: 2013



Mike Mallory enters his seventh season as part of the Jaguars special teams coaching unit in 2019. He has 33 years of coaching experience, including 22 years at the collegiate level.

Last season, Mallory assisted Special Teams Coordinator **Joe DeCamillis** with coaching a special teams unit that finished first in the NFL in opposing KR avg. (17.8) and second in opposing PR avg. (5.0). The 2018 special teams unit was ranked seventh in the NFL in the Dallas Morning News' annual special teams rankings. Dallas Morning News columnist **Rick Gosselin** uses a points system based on 22 categories to rank each of the 32 NFL teams' special teams units at the end of each season. K **Josh Lambo** converted 19 of 20 PATs and 19 of 21 FGs before finishing the season on the reserve/injured list. Lambo, who finished with a 90.5 FG percentage in 2018, became the first kicker in franchise history to post back-to-back seasons with a field goal percentage of at least 90.0. Rookie P **Logan Cooke** recorded a franchise-record 37 punts inside the 20, the third-most in the NFL and the most among rookies. His 41.3 net punting avg. was the highest for a single season in franchise history. WR **Dede Westbrook** scored a TD on a 74-yard punt return, marking the third-longest punt return in franchise history, and finished the season with a 14.0 punt return avg., fifth in the NFL among players with at least 10 punt returns. Westbrook joined Kansas City's **Tyreek Hill** as the only two players in the NFL last season to record as least 500 receiving yards and one punt return TD.

In 2017, Mallory assisted a unit that underwent a midseason kicking change as Lambo was acquired and finished the season 19 of 20 on FGs (95.0 percent), including 12 of 12 at TIAA Bank Field. Lambo's 95.0 field goal percentage was the best mark in Jaguars single-season history among kickers with at least 10 FG attempts.

Mallory's special teams unit led the NFL in 2015 in yards per punt return (11.7), ranked second in opponent net punting average (36.4), sixth in opponent gross punting average (43.9) and 10th in gross punting average (46.3). Mallory's unit also had an impressive season returning punts. Rookie WR **Rashad Greene**, who returned a punt 73 yards for a TD, returned 18 punts for 301 yards (16.7 average) in 2015. Greene's 73-yard punt return was the fourth-longest in Jaguars history and the first-ever punt return for TD by a Jaguars rookie.

In 2014, the Jaguars ranked 10th in opponents average starting field position after kickoff (21.2 avg.) and 13th in average starting position after kickoff (21.9 avg.). P **Bryan Anger** ranked among NFL leaders in gross punting average (2nd, 47.4), punts of 50-plus yards (1st, 39) and punts of 60-plus yards (1st, 12).

The Jaguars' special teams unit in 2013 ranked among the best in the NFL. The Jaguars improved to 2nd in opponents average starting field position (19.6), 3rd in kickoff return average (25.9) and 9th in average starting field position after kickoff (22.5).

Mallory previously spent five seasons (2008-12) with the New Orleans Saints, four as assistant special teams coach and one as assistant secondary coach.

COACHING STAFF



From 2008-10 and in 2012, Mallory worked solely with the Saints' special teams unit. He assisted in the development of kicker **Garrett Hartley** and punter **Thomas Morstead**. Morstead and safety **Chris Reis** played an important role in its Super Bowl XLIV victory with the successful execution of "Ambush" at the beginning of the second half with the surprise inside kick.

Mallory spent the 2007 season at Louisville where he served as secondary coach. He served as linebackers coach at Kansas in 2006 after five seasons (2001-05) as an assistant at Illinois including his final two seasons as defensive coordinator/linebackers coach. He was promoted to linebackers in 2003 after spending his previous two years working with the safeties.

Mallory began his coaching career at Indiana from 1986-87 and also had stints at Kent State (1988-90), Eastern Illinois (1991-92), Rhode Island (1993-95), Northern Illinois (1996-99) and Maryland (2000). He had a standout career as a linebacker at Michigan, twice earning All-Big Ten honors and was a two-year captain. He was a finalist for the 1985 Butkus Award, given to the nation's premier linebacker. During his collegiate career, he played in four bowl games and graduated with a bachelor's degree in sports administration.

A native of Bowling Green, Ohio, Mallory is from a distinguished football family. He is the son of **Bill Mallory**, who has served as a head coach at Indiana, Colorado, Northern Illinois and Miami University (Ohio). His brother, Doug, is currently the defensive backs coach for the Atlanta Falcons. His youngest brother, Curt, is currently the secondary/pass game coordinator for the University of Wyoming.

Mallory and his wife, Kim, have a daughter, Kathryn, and a son, William.

MALLORY'S COACHING CAREER

Year	School/Team	Position
2017	Jacksonville Jaguars	Asst. Special Teams Coord.
2013-16	Jacksonville Jaguars	Special Teams Coordinator
2008-12	New Orleans Saints	Asst. Special Teams Coach
2007	Louisville	Secondary Coach
2006	Kansas	Linebackers Coach
2004-05	Illinois	Defensive Coordinator/LBs
2003	Illinois	Linebackers Coach
2001-02	Illinois	Secondary Coach
2000	Maryland	Linebackers Coach
1996-99	Northern Illinois	Defensive Coordinator/DBs
1993-95	Rhode Island	Defensive Coordinator/LBs
1991-92	Eastern Illinois	Linebackers Coach
1988-90	Kent State	Def. Line/LBs Coach
1986-87	Indiana	Graduate Assistant



KEENAN MCCARDELL
WIDE RECEIVERS COACH
JOINED JAGUARS: 2017

Keenan McCardell was hired as the wide receivers coach on Jan. 20, 2017 and is in his third season overseeing the group. A two-time Pro Bowl selection and two-time Super Bowl champion, McCardell played six seasons (1996-2001) with the Jaguars totaling 499 receptions, 6,393 yards and 30 TDs, which all rank second in team history to this day.

After WR **Marqise Lee** suffered a season-ending knee injury during the 2018 preseason, McCardell called upon his unit's youngest members to fill the void. WR **Dede Westbrook** set career highs and led the team with 66 receptions, 717 receiving yards and five TDs. In his second season, Westbrook posted the first 100-yard game of his career on Sept. 30 vs. the New York Jets and hauled in a career-long 61-yard TD on Sept. 16 against New England. In addition, the former college Biletnikoff Award winner joined Chiefs WR **Tyreek Hill** as the only two players in the NFL to record at least 500 receiving yards and one punt return TD in 2018. Westbrook was one of three players in franchise history to accomplish the feat in a single season, joining **Mike Thomas** (2010) and **Bobby Shaw** (2002). In addition to Westbrook, McCardell helped two other members of the WR group to 400-plus yard seasons, including **Donte Moncrief**, who posted 100-plus receiving yards on Sept. 30 vs. the New York Jets and set his career-long with an 80-yard TD reception on Nov. 11 at Indianapolis.

Despite having five receivers placed on injured/reserve during the 2017 season, including Pro Bowl WR **Allen Robinson**, McCardell's unit helped QB **Blake**

Bortles achieve a career-high completion percentage. Lee led the group with 56 receptions for 702 yards and three TDs. McCardell oversaw the development of two rookies, **Keelan Cole** and **Westbrook**. Cole, who went undrafted, registered 42 receptions for a team-high 748 yards, which was third among all rookie receivers in 2017. Cole set the franchise record for receiving yards by an undrafted rookie WR, while his 748 receiving yards ranked eighth in NFL history by an undrafted rookie WR.

Prior to joining Jacksonville's staff, McCardell coached the wide receivers at the University of Maryland from 2014-15.

While at Maryland, McCardell oversaw the development of current Vikings WR **Stefon Diggs**, who led Maryland with 62 receptions and ranked fourth in the Big Ten averaging 79.2 yards per game. Diggs also recorded four 100-yard receiving performances to earn second-team all-conference honors from the league's coaches and honorable mention all-conference honors from the media.

Prior to coaching at Maryland, McCardell spent two seasons (2010-11) with the Redskins. In 2011, Washington's receivers totaled 346 receptions, the second-highest total in franchise history at the time and eclipsed the 4,000-yard plateau for the sixth time in franchise history (4,058). In 2010, McCardell presided over a receiving corps that helped the Redskins set a then-franchise record for receptions in a season (349). McCardell's unit provided one of the league's most consistent big play threats, as the team led the league with nine completions of at least 50 yards.

As a player, McCardell played in 209 career games with 168 starts, and amassed 883 receptions for 11,373 yards and 63 touchdowns. His 883 receptions rank 13th in NFL history, while his 11,373 yards is 23rd all time. McCardell played for five NFL franchises in his 17-year career, mostly notably with the Jaguars from 1996-2001.

McCardell ranks second all-time in receptions (499) and receiving yards (6,393) in Jaguars history including a career-best 94 receptions for 1,207 yards during the 2000 season. McCardell earned his first Pro Bowl selection in 1996 after totaling a team-best 85 receptions for 1,129 yards and three touchdowns. He was voted No. 7 on the Jaguars All-25, a collection of the top 25 non-active players in franchise history, as voted on by members of the local media.

McCardell entered the league in 1991 after being drafted by the Redskins in the 12th round of the NFL Draft out of Nevada-Las Vegas. He spent his rookie season on Injured Reserve for a club that would win Super Bowl XXVI.

Upon finishing his playing career, McCardell began coaching by completing a Bill Walsh Minority Fellowship with the New York Giants during the team's 2009 training camp under then-Head Coach **Tom Coughlin**. He also coached the West team's wide receivers in the 2010 East-West Shrine Game.

McCardell worked in broadcasting as a studio analyst for Comcast SportsNet for the Redskins' kickoff show in 2008 and served as a college football analyst for the Mountain West Network in 2009.

McCardell and his wife, Nicole, have four children: daughters Keandra, Nia and Nakeeya', and son Keenan II.

MCCARDELL'S COACHING CAREER

Year	School/Team	Position
2017-	Jacksonville Jaguars	Wide Receivers Coach
2014-16	University of Maryland	Wide Receivers Coach

RON MIDDLETON
TIGHT ENDS COACH
JOINED JAGUARS: 2013



A 10-year NFL veteran as a player, **Ron Middleton** is in his seventh season with the Jaguars after being named tight ends coach on Feb. 7, 2013.

In 2018, Middleton helped TE **James O'Shaughnessy** achieve career-highs in receptions (24) and receiving yards (214), while four other tight ends tallied receptions, including TE **Niles Paul** and **Austin Seferian-Jenkins**, who were both sidelined with injuries in their first seasons with the team.

COACHING STAFF



Despite having only three tight ends on the active roster throughout the 2017 season, Middleton's group was critical in helping the team lead the league in rushing (141.4 yards per game). Twelfth-year TE **Marcedes Lewis**, who was elected captain by his teammates, led the way for the group, scoring five TDs including three in the team's Week 3 win against Baltimore, the most since his Pro Bowl season in 2010. Lewis also recorded his first career TD in the postgame in the second quarter of the AFC Championship game at New England.

In 2016, Middleton's position group saw five different players appear in at least six games, including three players age 24-or-younger (**Alex Ellis** - 23; **Ben Koyack** - 23; **Neal Sterling** - 24). Koyack led the group with 14 games played, while Lewis started all 10 games in which he played. Lewis (calf) and **Julius Thomas** (back) both finished the season on the team's reserve/injured list.

In 2015, Middleton tutored a veteran group that included the addition of Pro Bowl TE **Julius Thomas**. Thomas finished third on the team in receptions (46), receiving yards (455) and receiving TDs (five) in his first season with the Jaguars, despite missing the first four games due to a thumb injury.

Middleton was responsible for a tight ends unit in 2014 that was plagued by injuries early in the season to veterans Lewis and **Clay Harbor**. Lewis missed eight games with an ankle injury and Harbor was inactive the first three weeks with a calf injury. Undrafted rookie **Nic Jacobs** stepped in to the lineup and played in 13 games with four starts. Harbor finished with a career-best 26 receptions for 289 yards while Lewis added two scores.

In Middleton's first season with the Jaguars, three different players made starts at tight end with Lewis (11), Harbor (2) and **Allen Reisner** (2). Lewis led the club with four receiving touchdowns including a score in three straight games for the first time in his career.

Prior to Jacksonville, Middleton spent five years (2008-12) at Duke, serving as associate head coach and special teams coordinator, while also coaching the tight ends. Under Middleton's guidance at Duke, **K Ross Martin** and **P Will Monday** received first-team Freshman All-America honors in 2012.

Prior to joining the Blue Devils, Middleton spent one season (2007) on the staff at Alabama where he coached the tight ends and the special teams units.

The Atmore, Ala. native served three seasons (2004-06) as an assistant coach with the Buccaneers under Head Coach **Jon Gruden**. Middleton coached the tight ends and assisted with special teams and helped Tampa Bay to the 2005 NFC South Division championship. He was a member of the Buccaneers' training camp coaching staff in 2003 as a part of the NFL's Minority Coaching Fellowship Program, and was selected by Gruden in 2006 to attend the NFL's Coaches Career Development Symposium.

Middleton spent five seasons (1999-2003) on the coaching staff at Mississippi where he worked with the tight ends for three seasons and running backs for two campaigns along with serving as the special teams coordinator. The Rebels played in four bowl games during Middleton's tenure.

Middleton began his coaching career at Troy from 1997-98 where he worked with the tight ends, offensive tackles and assisted with special teams. He also spent time in private business, serving as vice president of American Communications.

A four-year letterman at tight end for Auburn from 1982-85, Middleton helped the Tigers to a four-year ledger of 37-12 with four bowl games that produced three victories. In 1983, Auburn posted an 11-1 record, won the SEC title and defeated Michigan, 9-7, in the Sugar Bowl. Middleton earned a degree in pre-law/history from Auburn in 1988 and later received a master's degree in sports and fitness management from Troy in 1998.

Middleton's NFL playing career spanned 10 seasons with five different teams. After signing with Atlanta as an undrafted rookie, he spent two seasons (1986-87) with the Falcons before joining the Redskins for the 1988 campaign. Following one season (1989) with the Browns, Middleton returned to the Redskins for four seasons that included a win over Buffalo in Super Bowl XXVI. He finished his career with the Los Angeles Rams (1994) and the San Diego Chargers (1995).

Middleton is married (Kalita) with three children: Desman, Ron II and Zaria.

MIDDLETON'S COACHING CAREER		
Year	School/Team	Position
2013-	Jacksonville Jaguars	Tight Ends/Asst. Spec. Teams
2008-12	Duke	Assoc. HC/Spec. Teams Coord./TEs
2007	Alabama	TEs/Special Teams Coach
2004-06	Tampa Bay Buccaneers	TEs/Asst. Spec. Teams
2002-03	Mississippi	RBs/Spec. Teams Coord.
1999-2001	Mississippi	Tight Ends Coach
1997-1998	Troy	TEs/OT/Asst Spec. Teams

SCOTT MILANOVICH

QUARTERBACKS COACH
JOINED JAGUARS: 2017



The Jacksonville Jaguars announced the hiring of Quarterbacks Coach **Scott Milanovich** on Jan. 27, 2017, and he is in his third season with the club in that capacity.

In 2018, Milanovich helped QB **Blake Bortles** record four games with 300-plus passing yards, including a career-high 430 yards on Oct. 7 at Kansas City. Bortles also tallied three games with a QB rating of 100-plus. His four TDs against New England on Sept. 16 were one shy of his career high, and Bortles' completion percentage of 60.3 (243 of 403 passing) was the highest of his five-year career. Milanovich also oversaw the development of QB **Cody Kessler**, who started in four games, and tallied 240 yards, the second-highest of his career, on Dec. 6 at Tennessee. Milanovich spent the final five weeks of the season as the team's play caller.

In his first season overseeing the Jaguars quarterbacks in 2017, Milanovich guided Bortles to a then-career-high 60.2 completion percentage as he threw for 3,687 yards on 315 of 523 passing with 21 TDs and an 84.7 QB rating. Bortles was 30 of 53 passing in the red zone for 220 yards, 18 TDs, 0 INTs and a QB rating of 106.1, which was the sixth-best red zone passer rating in the NFL (min. 50 pass attempts). In addition, Bortles threw for 594 yards in three playoff games, while posting three TDs and zero turnovers.

Prior to joining Jacksonville's staff, Milanovich spent five seasons (2012-16) as the head coach for the Canadian Football League's (CFL) Toronto Argonauts. He totaled a 43-47 overall record (.478) and earned Coach of the Year honors and a Grey Cup victory in 2012. Milanovich was named the 42nd head coach of the Argonauts on Dec. 1, 2011 and led his team to a league championship in his first season at the helm.

From 2007-11, Milanovich served in multiple capacities for the CFL's Montreal Alouettes. After being promoted to assistant head coach/offensive coordinator/quarterbacks coach in 2009, Milanovich spent three seasons (2009-11) in that capacity. In 2008, he was promoted to offensive coordinator/quarterbacks coach after spending the 2007 season overseeing the development of the Alouettes' quarterbacks.

From 2004-06, Milanovich coached in NFL Europe with the Rhein Fire as the quarterbacks coach (2004) and offensive coordinator/quarterbacks coach (2005), and then with the Cologne Centurions as the offensive coordinator/quarterbacks coach in 2006. Milanovich began his coaching career in 2003 when he served as the quarterbacks coach for the Rhein Fire of NFL Europe. Later that year, he coached the quarterbacks for the CFL's Calgary Stampeders.

After going undrafted in the 1996 NFL Draft, Milanovich signed as a rookie with the Tampa Bay Buccaneers and spent four seasons (1996-99) with the organization. In 2000, after a brief stint with the Cleveland Browns, Milanovich signed with the Berlin Thunder of NFL Europe, before returning to the U.S. to play for the XFL's Los Angeles Xtreme in 2001. In 2002, Milanovich played for the Arena Football League's Tampa Bay Storm before finishing his playing career with the CFL's Calgary Stampeders in 2003.

As a QB for the University of Maryland from 1992-1995, Milanovich broke several school records, including passing yards (7,301), pass attempts (982), passing TDs (49) and pass completions (650). Born in Butler, Pa., Scott is married to Jaime, and the couple has two children, Macall and Maggie.

MILANOVICH'S COACHING CAREER

Year	School/Team	Position
2017-	Jacksonville Jaguars	Quarterbacks Coach
2012-16	Toronto Argonauts	Head Coach
2009-11	Montreal Alouettes	Asst. HC/OC/QBs
2008	Montreal Alouettes	Offensive Coordinator/QBs
2007	Montreal Alouettes	Quarterbacks Coach
2006	Cologne Centurions	Offensive Coordinator/QBs
2005	Rhein Fire	Offensive Coordinator/QBs
2004	Rhein Fire	Quarterbacks Coach

COACHING STAFF



ERIC PRICE
OFFENSIVE - RESEARCH
JOINED JAGUARS: 2017

Eric Price was hired to oversee offense-research on Jan. 30, 2017 and is entering his third season with the team. Price assists **Keenan McCardell** with the wide receivers on a day-to-day basis in addition to his research responsibilities. Prior to joining the Jaguars, Price spent four seasons as the offensive coordinator at Tulane.

In 2018, Price helped WR **Dede Westbrook** set career highs and lead the team with 66 receptions, 717 receiving yards and five TDs. In his second season, Westbrook posted the first 100-yard game of his career on Sept. 30 vs. the New York Jets and hauled in a career-long 61-yard TD on Sept. 16 against New England. Despite having five receivers placed on injured/reserve during the 2017 season, including Pro Bowl WR **Allen Robinson**, the Jaguars wide receiving corps helped QB **Blake Bortles** achieve a career-high completion percentage. WR **Marqise Lee** led the group with 56 receptions for 702 yards and three TDs. Price assisted with the development of two rookies, **Keelan Cole** and Westbrook. Cole, who went undrafted in 2017, registered 42 receptions for a team-high 748 yards, which ranked third among all rookie receivers in 2017. Cole set the franchise record for receiving yards by an undrafted rookie WR, while his 748 receiving yards were the eighth-most in NFL history by an undrafted rookie WR.

While at Tulane in 2015, Price orchestrated an offense that saw three QBs take snaps, with the unit totaling 2,415 yards passing and 18 TDs with a running back by committee trio that had each RB rush for over 250 yards and account for nine TDs. In 2014, the Green Wave offense produced two 200-yard rushing performances, while three players combined to surpass the 100-yard rushing plateau on four occasions, including a 215-yard rushing effort by redshirt-freshman RB **Sherman Badie** in his collegiate debut.

Prior to joining the Green Wave, Price spent two years as the offensive coordinator at Memphis, where he also coached the RBs and WRs. In 2010, Price guided WR **Marcus Rucker** to a career-best season when he posted 41 receptions for 704 yards and eight touchdowns.

In 2008, Price was the wide receivers coach for the Kansas City Chiefs and oversaw the development of WR **Dwayne Bowe**, who had 86 catches for 1,022 yards.

Prior to joining the Chiefs, Price spent four seasons as the offensive coordinator at the University of Texas El-Paso. The Miners thrived under Price in 2006 when the team's offense ranked fifth nationally in passing offense (312.8 ypg), 18th in passing efficiency (149.25), 38th in scoring offense (27.3 ppg) and 39th in total offense (370.4 ypg). QB **Jordan Palmer** threw for a school-record 3,595 yards, helping UTEP establish a school record with 3,754 yards through the air. Palmer finished his UTEP career as the school's passing and total offense record-holder. Price served as the wide receivers coach for his first three seasons (2004-06) with UTEP before transitioning to quarterbacks coach in 2007. Over Price's first three seasons at UTEP, the Miners scored 30-plus points in 22 games.

Price spent the 2003 season as the offensive coordinator at Alabama after spending two seasons (2001-02) as an offensive assistant for the New York Jets. He played a major role in the progression of QB **Chad Pennington**, who led the NFL in passing efficiency during the 2002 season.

Price spent 11 years from 1990-2000 in the collegiate ranks, serving many roles on the offensive side of the ball. His stops included Washington State (1998-2000), Northern Arizona (1996-97), Cal Poly-SLO (1994-95), Miami (Fla.) (1992-93), Hawaii (1991) and Weber State (1990).


A native of Ogden, Utah, Price prepped at Ogden High School where he was a standout receiver. He earned USA Today honorable mention All-America honors after reeling in 77 passes for more than 1,000 yards his senior year. He led the state in receiving en route to being tabbed an all-state, all-league and all-area selection.

Price and his wife, Jody, have a daughter, Emma, and a son, Andrew.

PRICE'S COACHING CAREER

Year	School/Team	Position
2017-	Jacksonville Jaguars	Offense-Research
2012-15	Tulane	Offensive Coordinator
2010-11	Memphis	Offensive Coordinator
2008	Kansas City Chiefs	Wide Receivers Coach
2004-07	Texas-El Paso	Offensive Coordinator
2003	Alabama	Offensive Coordinator
2001-02	New York Jets	Offensive Assistant
1998-00	Washington State	Quarterbacks Coach
1996-97	Northern Arizona	Wide Receivers Coach
1994-95	Cal Poly San Louis Obispo	Wide Receivers Coach
1992-93	Miami (Fla.)	Graduate Assistant
1991	Hawaii	Graduate Assistant
1990	Weber State	Student Assistant

JASON REBROVICH
DEFENSIVE LINE COACH
JOINED JAGUARS: 2017



Jason Rebrovich is in his first season as the Jaguars' defensive line coach after being promoted following two years as the assistant defensive line coach. Since Rebrovich joined the Jaguars staff in 2017, Jacksonville's 92.0 sacks are tied for the second-most in the NFL.

In 2018, Rebrovich helped DL **Calais Campbell** become the first player in Jaguars history to record back-to-back seasons with at least 10.0 sacks. Campbell earned his fourth career Pro Bowl nod and was one of three players in the NFL to record at least 20 tackles for loss and 10.0 sacks. Rebrovich also tutored DE **Yannick Ngakoue**, who finished second on the team with 9.5 sacks in 2018 and improved his career total to 29.5 sacks, the most sacks by any Jaguars player through 48 career games.

In 2017, the Jaguars defensive line emerged as one of the most productive pass-rushing units in the NFL as the team finished with 55 sacks, the second-most in the league, while four players registered at least 8.0 sacks (Campbell - 14.5; Ngakoue - 12.0; DT **Malik Jackson** - 8.0; and DE **Dante Fowler Jr.** - 8.0). The team's 55 sacks ranked second in franchise history, trailing only the 1999 season (57). Campbell was selected to his third Pro Bowl and earned first-team All-Pro honors in addition to setting franchise records for sacks in a single season and sacks in a game (4.0 in Week 1 at Houston). Additionally, Campbell was named AFC Defensive Player of the Year by the NFL 101 Awards, and Jackson and Ngakoue were both selected to their first career Pro Bowls at the season's end.

Prior to arriving in Jacksonville, Rebrovich spent four seasons with in Buffalo, serving in various roles on defense. In 2016, the Bills defense finished fourth in the league in sacks per pass play with Rebrovich serving as the Bills defensive line coach. In 2015, Rebrovich oversaw the outside linebackers and helped mentor a defense that was third in the league in opposing quarterback completion percentage at 57.6 percent. Prior to being tasked with overseeing the Bills outside linebackers, Rebrovich was the team's assistant defensive line coach in 2014 and his work with the Bills helped the team finish fourth in the NFL in total defense. The Bills defensive line played a large role in that success, leading the NFL with 54 sacks. During his first season with the Bills as a defensive quality control coach in 2013, Rebrovich helped coach a defense that recorded a franchise-record 57.0 sacks.

REBROVICH'S COACHING CAREER

Year	School/Team	Position
2019-	Jacksonville Jaguars	Defensive Line Coach
2017-	Jacksonville Jaguars	Assistant Defensive Line Coach
2016	Buffalo Bills	Defensive Line Coach
2015	Buffalo Bills	Outside Linebackers Coach
2014	Buffalo Bills	Assistant Defensive Line Coach
2013	Buffalo Bills	Defensive Quality Control
2011-12	Syracuse	Defensive Quality Control
2008-10	SUNY Cortland	Defensive Coordinator
2005-07	Ferris State	Defensive Line Coach
2004	Concord	Defensive Line Coach
2001-03	SUNY Cortland	Defensive Line Coach

COACHING STAFF



Prior to Buffalo, Rebrovich spent the 2011 and 2012 seasons at Syracuse as a defensive assistant under Head Coach **Doug Marrone**. From 2008-10, Rebrovich was the defensive coordinator at SUNY Cortland. Rebrovich also worked with the defensive line and served as the head strength and condition coach at Ferris State University from 2005-07 and Concord University in 2004. Rebrovich began his coaching career at his alma mater of Cortland as the team's defensive line and strength coach for three seasons (2001-03).

A native of Clarence, N.Y., Rebrovich earned a bachelor's degree in sports management in 2000 from SUNY Cortland. He and his wife, Trisha, have two daughters, Reese and Madison.



TERRY ROBISKIE
RUNNING BACKS COACH
 JOINED JAGUARS: 2019

The Jacksonville Jaguars announced the hiring of Running Backs Coach **Terry Robiskie** on Jan. 16, 2019. Robiskie, who has coached in the NFL for 37 seasons, joined the Jaguars after serving as the wide receivers coach for the Buffalo Bills during the 2018 season. In 2018, Robiskie guided **WR Zay Jones** to career-high outputs in receptions (56), receiving yards (652) and receiving TDs (seven).

Robiskie served as the Titans' offensive coordinator in 2016 and 2017. In his first season in Nashville, he guided the league's No. 3 rushing offense (136.7 rushing yards per game), while helping **RB DeMarco Murray** earn Pro Bowl honors and finish third in the league with 1,287 rushing yards. Additionally, the 2016 Titans offense led the NFL in red zone efficiency (72 percent TD rate). Under Robiskie's guidance, **RB Derrick Henry** totaled 1,418 rushing yards and 11 TDs, including the postseason. Henry produced three 100-yard rushing games, including a 156-yard performance in a victory at Kansas City in the Wild Card round in 2017. **QB Marcus Mariota** also made strides with Robiskie at the helm of the offense, posting a franchise-best eight consecutive games with multiple TD passes. Mariota also recorded the third-highest passer rating in club history. Three offensive players earned Pro Bowl honors in 2016: **Murray**, **LT Taylor Lewan** and **TE Delanie Walker**.

While serving as the wide receivers coach in Atlanta in 2015, Robiskie helped **WR Julio Jones** set a franchise record for receiving yards in a single season (1,871). Robiskie also played a critical role in the development of **WR Roddy White**, who is the Falcons' career leader in receptions (808), receiving yards (10,863) and TDs (63). In 2002, Jones and White had the highest receiving totals among teammates in the NFL, as they combined for 171 receptions for 2,549 yards and 17 TDs. Robiskie helped guide White and Jones to a total of seven Pro Bowls during his eight seasons in Atlanta (2008-15).

Prior to working in Atlanta, Robiskie held several roles around the NFL, including offensive coordinator and interim head coach on two occasions (Miami and Cleveland). Robiskie earned his start in the NFL in 1982 with the then-Los Angeles Raiders, with whom he spent 12 seasons (1982-1993), reaching the playoffs seven times with four division titles and a Super Bowl XVIII title.

A native of Edgard, La., Robiskie was a running back at Louisiana State, earning Southeastern Conference MVP honors as a senior in 1976 after gaining 1,117 yards and scoring 12 TDs. Due to his time in Baton Rouge, he was inducted into the New Orleans Sports Hall of Fame, as well as the Louisiana Sports Hall of Fame. He began his NFL playing career as an eighth-round selection by the Raiders in the 1977 NFL Draft. Robiskie played three seasons (1977-79) in Oakland before finishing his career in Miami from 1980-81.

Robiskie and his wife, Cynthia, have three sons: Brian, Andrew and Kyle.

ROBISKIE'S COACHING CAREER

Year	School/Team	Position
2019-	Jacksonville Jaguars	Running Backs Coach
2018	Buffalo Bills	Wide Receivers Coach
2016-17	Tennessee Titans	Offensive Coordinator
2008-15	Atlanta Falcons	Wide Receivers Coach
2007	Miami Dolphins	Wide Receivers Coach
2005-06	Cleveland Browns	Wide Receivers Coach
2004	Cleveland Browns	Offensive Coordinator
2001-03	Cleveland Browns	Wide Receivers Coach
1999-00	Washington Redskins	Passing game coordinator
1994-98	Washington Redskins	Wide Receivers Coach
1989-93	Los Angeles Raiders	Offensive Coordinator
1988	Los Angeles Raiders	Tight Ends Coach
1985-1987	Los Angeles Raiders	Assist. RBs Coach
1982-84	Los Angeles Raiders	Special Teams Assistant

MIKE RUTENBERG

ASSISTANT LINEBACKERS COACH
 JOINED JAGUARS: 2013



Mike Rutenberg is in his second season as the assistant linebackers coach and seventh season with the Jaguars. Previously, he served two seasons as the team's defensive assistant (2013-14) and three seasons as the assistant defensive backs coach (2015-17). Rutenberg works with Linebackers Coach **Mark Collins**, as well as assisting Defensive Coordinator **Todd Wash**.

In 2018, Rutenberg helped LBs **Telvin Smith Sr.** (134) and **Myles Jack** (107) each record career-highs in tackles as Smith finished with the sixth-most tackles in the NFL. Smith posted two INTs and was one of two players in the NFL to record at least 130 tackles and register a pick six. Jack, who recorded the first TD of his career in Week 1, joined Smith as the only LB duo in the NFL to each record at least 100 tackles and a pick six in 2018. Jack was one of three players in the NFL to play 100 percent of his team's defensive snaps, joining Broncos S **Justin Simmons** and Eagles S **Malcolm Jenkins**.

Prior to joining the Jaguars in 2013, Rutenberg served as defensive backs coach and pass game coordinator at New Mexico State. In 2011, he guided the group to nine INTs and 32 passes defended. Prior to joining the New Mexico State staff, Rutenberg spent three years (2006-08) at UCLA where he was the Bruins' defensive intern and graduate assistant.

In 2018, Rutenberg served as the assistant to Washington Redskins Head Coach **Joe Gibbs** from 2004-05. He served as a player personnel intern and assistant in 2003 for the Redskins.

Rutenberg, born Oct. 29, 1981, received his bachelor's degree from Cornell in 2003. He and his wife, Stacey, reside in Jacksonville. The couple has a daughter, Laney.

RUTENBERG'S COACHING CAREER

Year	School/Team	Position
2018-	Jacksonville Jaguars	Asst. Linebackers Coach
2013-17	Jacksonville Jaguars	Defensive Assistant
2009-12	New Mexico State	Defensive Backs Coach
2006-08	UCLA	Defensive Graduate Asst.
2004-05	Washington Redskins	Assistant to Head Coach
2003	Washington Redskins	Player Personnel Intern

COACHING STAFF



CEDRIC SCOTT
ASSISTANT STRENGTH AND
CONDITIONING COACH
JOINED JAGUARS: 2012

Cedric Scott is in his eighth season on the Jaguars coaching staff as assistant strength and conditioning coach working under Strength and Conditioning Coordinator **Tom Myslinski**.


Scott worked briefly in 2012 at the University of North Carolina in the strength and conditioning department before joining the Jaguars. He previously served three years (2009-11) at the University of Southern Mississippi on the strength and conditioning staff, serving his last two years as the head strength and conditioning coach for men's basketball. He was a graduate assistant in 2008. Scott was a standout defensive end for Southern Mississippi, where he received his bachelor's degree in exercise physiology and his master's degree in sports administration. He earned All-America honors as a senior defensive end and was named the Conference USA Defensive Player of the Year in 2000. In 2015, Scott was inducted into the University of Southern Miss Sports Hall of Fame after a stellar four-year career that resulted in three Conference USA Championships (1996, 1997 and 1999) and career totals of 199 tackles, including 47.0 tackles for loss, and 28.0 sacks.

Scott was the fourth-round draft pick for the New York Giants in 2001 and played several years in the NFL. He also spent time with the Scottish Claymores of the World League in 2004; and was part of the Canadian Football League's 2005 Grey Cup Championship team with the Edmonton Eskimos. That same year, the defensive line broke the team record for the most sacks.

A native of Gulfport, Miss., Scott is married to the former Dorian Wallace. The couple has two sons, Cedric "CJ" Scott, Jr. and Cameron Anthony.

SCOTT'S COACHING CAREER

Year	School/Team	Position
2012-	Jacksonville Jaguars	Asst. Strength & Conditioning Coach
2009-11	Southern Mississippi	Strength & Conditioning Coach



TONY SPARANO JR.
ASSISTANT OFFENSIVE LINE
COACH
JOINED JAGUARS: 2017

Tony Sparano Jr. joined the Jaguars staff as assistant offensive line coach on January 19, 2017 and is in his third season in the role.

Sparano aided a unit that was beleaguered with injuries during the 2018 season. Despite using seven different starting lineup combinations and four starting left tackles, Sparano's line paved the way for the Jaguars to rush for 100-plus yards in eight games, including 226 on Nov. 25 at Buffalo.

In 2017, the Jaguars offensive line allowed a franchise single-season low 24 sacks and blocked for a league-leading rushing attack that averaged 141.4 rushing yards per game. The offensive line led the way for rookie RB **Leonard Fournette** to rush for 1,040 yards and nine TDs on 268 carries as Fournette became only the second rookie RB in Jaguars history, and first since **Fred Taylor** in 1998, to eclipse 1,000 rushing yards. Overall, the Jaguars finished the year rushing for 2,262 yards and 18 TDs on 527 carries. Aided by the protection of the offensive line, QB **Blake Bortles** completed a career-high 60.2 percent of his passes and threw for 3,687 yards and 21 TDs.

While serving as the tight ends coach with Buffalo in 2016, Sparano mentored the team's leading receiver, TE **Charles Clay**, as he produced 57 receptions for 552 yards and four TDs, which ranked as the third-best season by a Bills TE in team history. Sparano helped Clay transition seamlessly in 2015 from Miami to

Buffalo as he went on to catch 51 receptions for 528 yards and three TDs in his first season with the Bills. In addition to Clay providing the Bills aerial attack with a consistent target, Sparano's TE group helped pave the way for the Bills to have both the top rushing attack in the NFL in yards (2,432) and yards per carry (4.78) in 2015.

Prior to joining the Bills, Sparano spent three seasons with the New York Jets. In 2014 he served as an offensive assistant and from 2012-13 he served as an intern, working with the offense specifically in 2013.


Sparano spent the 2011 season with the Miami Dolphins as an offensive quality control coach. Before entering the NFL ranks, Sparano spent one year in the UFL with the Hartford Colonials as their assistant defensive line coach.

Sparano attended the University of Albany where he was a three-year letterman at defensive end. He and his wife, Rebecca, have three kids, Tony Jr., Gabriella and Mia.

SPARANO JR.'S COACHING CAREER

Year	School/Team	Position
2017-	Jacksonville Jaguars	Asst. Offensive Line Coach
2015-16	Buffalo Bills	Tight Ends Coach
2014	New York Jets	Offensive Assistant
2012-13	New York Jets	Intern
2011	Miami Dolphins	Offensive Quality Control Coach
2010	Hartford Colonials	Asst. Defensive Line Coach

DWAYNE STUKES
DEFENSIVE ASSISTANT
JOINED JAGUARS: 2019



Dwayne Stukes was hired as a defensive assistant on Feb. 20, 2019 and brings 11 years of NFL coaching experience to the Jaguars.

From 2016-17, Stukes served as the assistant special teams coach with the New York Giants. In 2017, K **Aldrick Rosas** connected on 20 of 23 field goals during his rookie season, including four of five from 50-plus yards. In 2016, K **Josh Brown** and K **Robbie Gould** combined to make 21 of 22 field goals, converting 95.5 percent of their FG attempts, the highest single-season mark in franchise history.

Stukes previously served as the assistant special teams coach for the Chicago Bears from 2013-14. In 2013, Stukes worked with KR/WR **Devin Hester**, who posted a KR average of 27.7 yards per return, the sixth-highest mark in the league.

Stukes spent the 2012 season with the Dallas Cowboys in their minority coaching internship program after serving on Tampa Bay's coaching staff for six seasons (2006-11), the last as the Buccaneers' special teams coordinator. During the 2011 season, Stukes' unit was highly successful and saw K **Connor Barth** finish third in the NFL in field goal percentage with a career-high 92.9 conversion rate (26 of 28). From 2009-10, Stukes was Tampa Bay's assistant defensive backs coach after serving as special teams quality control coach in 2008. Stukes helped CB **Aqib Talib** produce a career-high six INTs in 2010, while CB **Ronde Barber** finished second on the team with three INTs. He joined the team as a coaching assistant in 2006, a position he held for two years. He also served as the assistant defensive backs coach for the Berlin Thunder in 2006.

He spent parts of four seasons in the NFL from 2000-03 as a member of the Buccaneers, the Atlanta Falcons and the Pittsburgh Steelers. Stukes also played for NFL Europe's Berlin Thunder (2001-02) and the Arena Football League's Colorado Crush (2004).

STUKES' COACHING CAREER

Year	School/Team	Position
2019-	Jacksonville Jaguars	Defensive Assistant
2016-17	New York Giants	Assistant Special Teams
2013-14	Chicago Bears	Assistant Special Teams
2012	Dallas Cowboys	Minority Coaching Internship
2011	Tampa Bay Buccaneers	Special Teams Coordinator
2009-10	Tampa Bay Buccaneers	Assistant DB's Coach
2008	Tampa Bay Buccaneers	Special Teams Quality Control
2006-07	Tampa Bay Buccaneers	Coaching Assistant

COACHING STAFF



Stukes played collegiately at the University of Virginia and was awarded UVA's Gretchen Savin Macillwaine Football Scholarship, given for outstanding academic achievement.

Stukes and his wife, Lori, and has two daughters, Jade and Skylar; and a son, Myka.



TIM WALTON
SECONDARY COACH -
CORNERBACKS
JOINED JAGUARS: 2019

Tim Walton is in his first season as the Jaguars secondary coach - cornerbacks, his ninth season in the NFL and his 23rd year in coaching. He was hired by Jacksonville on Jan. 16, 2019. From 2015-17, Walton served as the secondary/cornerbacks coach with the New York Giants.

In 2017, under Walton's guidance, CBs **Janoris Jenkins** and **Ross Cockrell** led the Giants with three INTs apiece. Jenkins, who only played in nine games prior to suffering a season-ending ankle injury, returned two of his INTs for TDs.

In 2016, the Giants received important contributions from several of Walton's CBs, including Jenkins, who was selected to his first Pro Bowl, CB **Dominique Rodgers-Cromartie** and rookie CB **Eli Apple**. Jenkins and Rodgers-Cromartie were both selected to the Associated Press All-Pro second team. Jenkins started all 15 regular season games in which he played and finished the season with 49 tackles (44 solo), three INTs, a sack, 18 passes defended and a forced fumble. Rodgers-Cromartie led the Giants and was tied for second in the NFL with six INTs, and twice had two INTs in a game (at Los Angeles Rams and at Washington). He was the first Giants player with six INTs in a season since **S Antrel Rolle** in 2013.

In 2015, Walton helped Rodgers-Cromartie earn Pro Bowl honors after starting 15 games at CB and contributing 58 tackles (52 solo). Rodgers-Cromartie also had a team-high 13 passes defended and tied CB **Trumaine McBride** for the team lead with three INTs.

Walton was the St. Louis Rams' defensive coordinator in 2013 and oversaw a defense that finished third in the NFL with 53.0 sacks. Walton's unit allowed the ninth-fewest rushing yards per game (102.9) and allowed the third-fewest yards per carry (3.7). Prior to joining the Rams, Walton spent four years as the secondary coach with Detroit. In 2012, he also added the title of third down package coach. Walton helped Detroit finish 10th in the NFL that season in third down defense, as the Lions allowed opponents to convert just 36.5 percent of their third down attempts. In 2011, the Lions led the NFL with seven defensive TDs.

Before his time in Detroit, Walton spent 14 seasons at the collegiate level, where he coached 13 players who were eventually drafted into the NFL. Walton's college tenure included two stints as a defensive coordinator. He held the position at Memphis in 2008 and at Miami (Fla.) in 2007. While with the Hurricanes, he coached Jaguars Pro Bowl DL **Calais Campbell**. Walton was promoted from secondary coach to defensive coordinator in 2007 and helped propel the defense to a national ranking of 33rd in total defense. In his first three seasons at Miami he coached the defensive backs, and the Miami secondary ranked in the top 10 nationally in pass defense in both 2004 and 2005.

In 2003, Walton coached at LSU, helping the Tigers win the 2003 BCS National Championship and claim the Southeastern Conference title. In 2002, Walton served as the secondary coach at Syracuse after a two-year stint with Memphis (2000-01). He began his coaching career in 1995 at Bowling Green where he served in a variety of roles from 1995-99.

In addition to his collegiate coaching experience, Walton has had three summer internships in the NFL. He spent the summer of 1998 serving as a defensive intern with the Chicago Bears, the summer of 2001 as a defensive intern for the Green Bay Packers and 2004 with the Tampa Bay Buccaneers under current Pittsburgh Steelers Head Coach **Mike Tomlin**.

As a defensive back at Ohio State University, Walton lettered four seasons and served as co-captain for the Big Ten champions in 1993. He earned his bachelor's degree in sociology from OSU in 1994. Walton and his wife, Tracy, have three children, Trei, Timia and Tyler.

WALTON'S COACHING CAREER

Year	School/Team	Position
2019-	Jacksonville Jaguars	Secondary Coach - Cornerbacks
2015-17	New York Giants	Secondary Coach/Cornerbacks
2013	St. Louis Rams	Defensive Coordinator
2009-12	Detroit Lions	Defensive Backs Coach
2008	Memphis	Defensive Coordinator
2007	Miami	Defensive Coordinator
2004-06	Miami	Defensive Backs Coach
2003	Louisiana State	Defensive Backs Coach
2002	Syracuse	Defensive Backs Coach
2000-01	Memphis	Defensive Backs Coach
1999	Bowling Green	Defensive Backs Coach
1996-1998	Bowling Green	Running Backs Coach
1995	Bowling Green	Graduate Assistant

GEORGE WARHOP
OFFENSIVE LINE COACH
JOINED JAGUARS: 2019



The Jacksonville Jaguars announced the hiring of Offensive Line Coach **George Warhop** on Jan. 16, 2019. Warhop has been an offensive line coach in the NFL since 1996, most recently serving in that capacity with Tampa Bay during the 2018 season.

In 2018, Warhop instructed a unit that paved the way for a Buccaneer offense that tallied the most yards (6,648), net passing yards (5,125), first downs (388) and points scored in team history. Tampa Bay finished third in the NFL in total yards per game (415.5), while their 5,125 net passing yards ranked fourth in team history. Warhop also served as the Buccaneers run game coordinator from 2016-18, helping RB **Peyton Barber** gain a career-high 871 rushing yards in 2018.

In 2017, Buccaneers OL **Donovan Smith** joined **Paul Gruber** as the only players in franchise history to start all 48 games through their first three seasons. While in Tampa Bay in 2015, Warhop oversaw an offensive line that cleared the way for 135.1 rushing yards per game, the fifth-most rushing yards in the NFL and the second-most in team history. RB **Doug Martin** (1,402 rushing yards) finished second in the NFL in rushing yards, while OL **Logan Mankins** earned a Pro Bowl nod.

Prior to his time with the Buccaneers, Warhop spent five seasons (2009-13) as the offensive line coach in Cleveland, helping OL **Joe Thomas** earn Pro Bowl and All-Pro honors each season. He also helped OL **Alex Mack** earn an all-rookie selection in 2009, as well as Pro Bowl berths in 2010 and 2013.

Warhop spent four seasons with San Francisco from 2005-08, helping the offensive line pave the way for three consecutive 1,000-yard rushing seasons by RB **Frank Gore**, including a franchise-record 1,695 in 2006. Warhop joined the 49ers after two seasons (2003-04) in Dallas, where he helped OL **Flozell Adams** and OL **Larry Allen** earn Pro Bowl berths each year.

WARHOP'S COACHING CAREER


Year	School/Team	Position
2019-	Jacksonville Jaguars	Offensive Line Coach
2014-18	Tampa Bay Buccaneers	Offensive Line Coach
2009-13	Cleveland Browns	Offensive Line Coach
2005-08	San Francisco 49ers	Offensive Line Coach
2003-04	Dallas Cowboys	Offensive Line Coach
1998-02	Arizona Cardinals	Offensive Line Coach
1996-97	St. Louis Rams	Offensive Line Coach
1994-95	Boston College	Offensive Line Coach
1993	Southern Methodist	Offensive Line Coach
1991-92	London Monarchs	Offensive Line Coach
1990	New Mexico	Offensive Line Coach
1987-89	Vanderbilt	Offensive Line Coach
1984-86	Kansas	Offensive Line Coach
1983	Cincinnati	Offensive Line Coach

COACHING STAFF



Prior to his first job in the NFL as an assistant line coach with the St. Louis Rams from 1996-97, Warhop spent 11 seasons as a collegiate coach at Kansas (1984-86), Vanderbilt (1987-89), New Mexico (1990-91), Southern Methodist (1993) and Boston College (1994-95). Warhop also spent two seasons as a coach for the London Monarchs from 1991-92 in NFL Europe, where he coached then-OL and current Jaguars Head Coach **Doug Marrone**.

A former center at the University of Cincinnati, Warhop got his start in coaching as a student assistant at his alma mater in 1983. He and his wife, Lori, have one son, Jacob, and one daughter, Olivia.



TYLER WOLF
DIRECTOR OF TEAM ADMINISTRATION
JOINED JAGUARS: 2013

Tyler Wolf is in his seventh season with the Jaguars and his third as the director of team administration. He spent his first four seasons (2013-16) as the assistant to the head coach.

Wolf works directly with Head Coach **Doug Marrone** in organizing the day-to-day operations of the team. His responsibilities include overseeing player and staff communications with the head coach and managing the football calendar, which includes the offseason program, minicamp, training camp and in-season schedules.

Additionally, Wolf serves as the coaching staff's liaison on all matters relating to the athletic training, equipment, video and public relations departments, serving as the point of communication in administering every Jaguars practice and team function.

Wolf spent two seasons (2011-12) on the Tennessee Tech coaching staff, where he served as an administrative assistant for Head Coach **Watson Brown** and the Golden Eagles in 2011. In that role, he served as the point of contact for team logistics, meals and youth camps. In 2012, Wolf was promoted to special teams coordinator.

A native of Cookeville, Tenn., Wolf had a five-year career at the University of Tennessee where he began as a walk-on in 2006. He played three seasons under Phil Fulmer, one year under **Lane Kiffin** and his final season under Derek Dooley. Wolf earned a scholarship in 2010 and started on all four special teams units. He was on the roster for bowl games in four of his five seasons – the 2006 and 2007 Outback Bowls, the 2009 Chick Fil-A-Bowl, and the 2010 Music City Bowl. Wolf earned his bachelor's in 2010 and master's degree in sports management in 2011 from Tennessee and was a four-time Academic All-SEC selection.

He and his wife, Caroline, reside in Ponte Vedra Beach, Fla.

WOLF'S COACHING CAREER

Year	School/Team	Position
2013-2011-12	Jacksonville Jaguars Tennessee Tech	Director of Team Administration Administrative Assistant

ELIZABETH MAYERS
ASSISTANT TO THE HEAD COACH AND ADMINISTRATOR OF COACHING OPERATIONS
JOINED JAGUARS: 2014



JAGUARS 2019 COACHING STAFF

Head Coach - Doug Marrone

Offensive Staff

Offensive Coordinator - **John DeFilippo**
Assistant Running Backs Coach - **John Donovan**
Wide Receivers Coach - **Keenan McCardell**
Tight Ends Coach - **Ron Middleton**
Quarterbacks Coach - **Scott Milanovich**
Offensive - Research - **Eric Price**
Running Backs Coach - **Terry Robiskie**
Assistant Offensive Line Coach - **Tony Sparano Jr.**
Offensive Line Coach - **George Warhop**

Defensive Staff

Defensive Coordinator - **Todd Wash**
Defensive Assistant - **Dom Capers**
Linebackers Coach - **Mark Collins**
Secondary Coach - Safeties - **Joe Danna**
Defensive Line Coach - **Jason Rebrovich**
Assistant Linebackers Coach - **Mike Rutenberg**
Defensive Assistant - **Dwayne Stukes**
Secondary Coach - Cornerbacks - **Tim Walton**

Special Teams Staff

Special Teams Coordinator - **Joe DeCamillis**
Assistant Special Teams Coordinator - **Mike Mallory**

Coaching Support Staff

Director of Team Administration - **Tyler Wolf**
Assistant to the Head Coach and Administrator of Coaching Operations - **ElizaBeth Mayers**

PLAYER PERSONNEL



CHRIS POLIAN
DIRECTOR OF PLAYER PERSONNEL
JOINED JAGUARS: 2013

Chris Polian, a veteran with 24 years of NFL scouting experience, is in his seventh season with the Jaguars and fifth season as the director of player personnel after having joined the Jaguars in 2013 as director of pro personnel. Prior to arriving in Jacksonville, Polian spent the 2012 season with the Atlanta Falcons as executive scout and three seasons (2009-11) as vice president and general manager of the Indianapolis Colts. He first joined the Colts in 1998, where he served as director of pro scouting for three seasons (1998-2000). He held the title of assistant director of football operations from 2001-03, was promoted to assistant general manager/football operations in 2004 and spent five seasons (2005-09) as vice president of football operations.

From 1999-2009, the Colts earned a 128-48 regular season record, the best mark in the NFL by a margin of eight games, and playoff appearances in 10 of 11 seasons including seven division titles and a Super Bowl championship in 2006. The club became the only team to win 12-plus games in seven consecutive seasons. Prior to joining the Colts, Polian worked with the Carolina Panthers for four years (1994-97). He was an assistant in the player personnel department for the Sacramento Gold Miners in 1993.

The New York City native earned a bachelor's degree in communications from John Carroll University in 1993. His father, Bill, a 2016 Pro Football Hall of Fame Inductee, is a former general manager of the Bills (1986-1993), the Panthers (1994-97) and the Colts (1997-2009). His brother, Brian, is the special teams coordinator at Notre Dame and brother, Dennis, is the associate athletic director, football, at the University of Arizona. He and his wife, Debbie, have three children, Jack (17), Caroline (15) and Kate (12).



ANDY DENGLER
ASSISTANT DIRECTOR OF PLAYER PERSONNEL
JOINED JAGUARS: 1998

Andy Dengler is in his 22nd season with the Jaguars and his seventh as assistant director of player personnel after being promoted to the post on May 2, 2013. Dengler spent two seasons as director of college personnel prior to his elevation. Dengler is responsible for scouting the top collegiate players throughout the nation. He joined the Jaguars from the National Football Scouting Combine, where he was an area scout in the Northeast and mid-Atlantic regions the previous four years.

Previously Dengler served as an assistant head coach, offensive line coach and defensive backfield coach at St. Joseph's College (Ind.) from 1992-95. He was offensive coordinator, interim head coach and offensive line coach at Tiffin University 1990-92, as well as a graduate assistant at Bowling Green (1988-90).

Dengler graduated with a degree in history from Heidelberg College, and he received his master's in secondary education from Bowling Green. He was born Sept. 9, 1963 in Berea, Ohio.

CHRIS DRIGGERS
DIRECTOR OF PRO PERSONNEL
JOINED JAGUARS: 1994



Chris Driggers is in his 26th year with the Jaguars and his 22nd year in scouting. He is one of seven current staff members who joined the Jaguars in 1994.

Driggers is in his fifth season as the director of pro personnel after spending the previous six seasons as a pro scout. Prior to serving as a pro scout, Driggers spent nine seasons scouting the Southwest region of the country. He began his career with the Jaguars in football operations before moving to salary cap administrator, assisting in player contract proposals, salary cap administration and negotiating player contracts. He became a scouting assistant in 1998.

A native of Jacksonville, Driggers graduated from the University of Alabama with a degree in finance. He and his wife have three sons.

MARK ELLENZ
DIRECTOR OF COLLEGE SCOUTING
JOINED JAGUARS: 2013



Mark Ellenz is in his seventh season with the Jaguars. He was promoted to director of college scouting in January 2016 after joining the team as the eastern regional scout in 2013. Prior to joining the Jaguars, Ellenz spent 12 seasons with the Indianapolis Colts, including the last seven as an area scout. He joined the Colts in January 2001 and served five seasons as a scouting assistant. Before joining Indianapolis, he was an assistant defensive backs coach at the University of Wisconsin-La Crosse in 2000. He graduated from Wisconsin-La Crosse in 2001 with a master's degree in sports administration. Ellenz also earned a bachelor's degree in business administration from the University of St. Thomas in 1998, where he was a three-year letterman at strong safety. He spent the 1998-99 seasons as an assistant training camp coordinator with the New Orleans Saints. Ellenz and his wife, Sara, have two children, Isabel and Max.

DEJUAN POLK
ASSISTANT DIRECTOR OF PRO PERSONNEL
JOINED JAGUARS: 2016



DeJuan Polk was hired by the Jaguars as the team's assistant director of pro personnel on March 1, 2016.

Polk is in his fourth season with the Jaguars after spending the previous 10 seasons with the Atlanta Falcons (2006-15), most recently as the pro personnel coordinator in 2015. Prior to his promotion to pro personnel coordinator, Polk spent three seasons (2012-14) as the director of pro scouting, where he oversaw all aspects of the pro scouting department, including preparation for free agency, advance scouting of upcoming opponents, management of the waiver wire and the evaluation of all players in the NFL and other professional leagues.

PLAYER PERSONNEL




During the 2008 season, Polk served as a college scout for the Falcons, covering the Midwest region and conferences such as the Big Ten and Mid-American Conference. Polk began his tenure with the Falcons in 2006 as a pro personnel assistant, coordinating free agent workouts, maintaining the "short-list" and scouting future opponents.

In 2005, Polk served as the defensive tackles coach at South Carolina State following a four-year career (1999-2003) as a defensive tackle at Clemson University. Polk and his wife, Katrina, have one daughter, Yara and one son, Wynston.



PAUL ROELL
ASSISTANT DIRECTOR OF COLLEGE PERSONNEL
JOINED JAGUARS: 2013

A veteran NFL scout of 29 years, **Paul Roell** is in his seventh season as the Jaguars assistant director of college scouting after previously serving as regional scout for the Minnesota Vikings for seven seasons (2006-12). Roell has been a part of six division champion teams in six of the last 12 seasons, including three AFC South titles with the Indianapolis Colts from 2003-05 and one AFC South title with the Jaguars in 2017. He spent 15 seasons (1991-2005) as a member of the Colts staff as an area scout. During his career with the Colts, he helped build a team that became one of the NFL's elite. The Colts advanced to the playoffs under three head coaches – **Ted Marchibroda**, **Jim Mora** and **Tony Dungy**. The Colts had a span of six playoff appearances in seven seasons and amassed a 48-16 regular season mark from 2002-05.



CASEY BELONGIA
COLLEGE SCOUT
JOINED JAGUARS: 2014

Casey Belongia is in his sixth season with the Jaguars and his third as a college scout. In his current role, he is responsible for scouting the West Coast. He served as a scouting assistant for two years (2015-16) after working as an intern in the Jaguars personnel department following the 2014 regular season and through the 2015 NFL Draft. He began his career in Jacksonville as an intern with the Jaguars equipment staff for the 2014 season. Belongia served as an equipment assistant while in high school and college with the Green Bay Packers beginning in 2007 and spent seven seasons assisting the club's equipment staff. He graduated from St. Norbert College (De Pere, Wisconsin) in 2014.



JASON DEJARLAIS
COLLEGE SCOUT
JOINED JAGUARS: 2007

Jason DesJarlais is in his 13th season with the Jaguars. In his role, he scouts the Midwest. He joined the Jaguars as the BLESTO scout for the Southeast area on May 18, 2007. Prior to joining the Jaguars, he was the special teams coordinator/defensive assistant at Yale University. While at Yale, he served as a scouting intern with the Jaguars in 2006.

DesJarlais worked as the special teams/recruiting coordinator and secondary

coach at Jacksonville University (2005-06) and served as the defensive coordinator/recruiting coordinator at the University of San Diego from 2002-05, including a stint in 2003 as the interim head coach. From 2000-02, he worked as a defensive line and strength coach at Bates College. Prior to that, he coached the defensive line unit at both San Diego (1999-2000) and Humboldt State University (1997-99) as well as the University of Montana (Western) from 1996-97.

DesJarlais attended the University of Montana at Western, playing defensive end there from 1992-95 and twice earning All-America honors (1994-95). He was also named Defensive MVP of the 1996 National All-Star Game. On September 26, 2015 he was inducted to the University of Montana Western Hall of Fame and is a member of the 1994 Hall of Fame Football Team. DesJarlais graduated with a bachelor's degree in Education, in addition to a Master's in science (emphasis

JARROD HIGHBERGER
COLLEGE SCOUT
JOINED JAGUARS: 2010



Jarrod Highberger is in his 10th season overall with the Jaguars and seventh season as a scout after being promoted from scouting assistant to college scout on May 6, 2013. He is responsible for scouting the Southwest.

Highberger joined the Jaguars in December 2010 as an administrative assistant in the player personnel department following a two-year coaching tenure at Robert Morris University in Pittsburgh, where he served as the quarterbacks coach under Head Coach **Joe Walton**. The Colonials were Northeast Conference champions in 2010.

A native of Blairsville, Pa., Highberger earned his bachelor's degree in business administration from Carnegie Mellon University in Pittsburgh, where he was a four-year starter at quarterback for the Tar-tans under Head Coach Rich Lackner. He obtained a master's degree from Robert Morris University in Instructional Leadership during his coaching tenure.

Highberger is married and resides in Pittsburgh.

JARED KIRKSEY
COLLEGE SCOUT
JOINED JAGUARS: 2013



Jared Kirksey is in his 12th season in the NFL and his seventh season with the Jaguars. Kirksey was originally hired by Jacksonville in May, 2013 to serve as the BLESTO Scout for the Jaguars player personnel department and was promoted to college scout prior to the 2014 season. Kirksey serves as the Jaguars primary college scout in the Northeast, covering Connecticut, New Jersey, Maine, Delaware, New Hampshire, Maryland, Massachusetts, New York, Pennsylvania, Rhode Island and Vermont.

Prior to joining the Jaguars, Kirksey spent three seasons (2010-12) with the Tampa Bay Buccaneers and two years with the Houston Texans (2008-09), where he served as the college and pro scouting intern. During his time with the Texans, Kirksey was in charge of evaluating specialists (punters, kickers, long snappers) from all 32 teams around the league, among other duties. Kirksey also worked closely with Texans General Manager **Rick Smith** and Director of Personnel **Brian Gardner** in evaluating free agents and the status of the organization.

Kirksey played collegiately at the University of Central Florida. He was born on July 29, 1985 in Gainesville, Fla. His father, Larry, previously served as the wide receivers coach for Jaguars and the Texans.

PLAYER PERSONNEL



MARTY MILLER
COLLEGE SCOUT
JOINED JAGUARS: 2002

Marty Miller is in his 18th season with the Jaguars, joining the organization on Feb. 21, 2002. He is in his 11th season as the West Coast regional scout. In addition to covering the West Coast, Miller has additional pro personnel responsibilities scouting select free agents on NFL rosters.

Previously, Miller worked the Northeast as a regional scout. In his initial season in Jacksonville, he worked as the team's scouting assistant. In that capacity, he assisted the pro scouting department evaluating players in NFL Europe, the CFL, the Arena League and doing advance scouting of NFL teams and their practice squads. Miller also served as coordinator of football administration for the Los Angeles Xtreme of the XFL, and he worked as a part-time staff assistant for the San Diego Chargers and the Kansas City Chiefs. He is the son of **Les Miller**, a longtime NFL personnel director.

Diagnosed with Young Onset of Parkinson's Disease in 2009, Miller hopes to use his platform as a representative of the NFL as a springboard to Parkinson's awareness and education. A graduate of Pacific Christian College, he and his wife, Kerinda, live in Boise, Idaho, with their daughter, Channing, and son, Gannon.



ANTONIO ROBINSON
COLLEGE SCOUT
JOINED JAGUARS: 2013

Antonio Robinson was hired by the Jaguars in May 2013 and is in his seventh season in the NFL. He was promoted to college scout in June 2016. He is responsible for scouting the Mid-Atlantic, covering Tennessee, Kentucky, Ohio, West Virginia, and North Carolina. Robinson provides reports on the top players in that area.

Robinson is a Tallahassee, Fla. native who has three years of coaching experience at the high school level. He served as the running backs coach at Leon High School, where he was responsible for conducting drills and helping develop game plans. Robinson graduated from Florida State University in the spring of 2013 with a Bachelor of Science degree in Sport Management. His brother, Anthony, is a regional scout for the Atlanta Falcons.



CHRIS SNEE
COLLEGE SCOUT
JOINED JAGUARS: 2017


Chris Snee, two-time Super Bowl champion and four-time Pro Bowl selection, was hired as a college scout on June 14, 2017 and enters his third season with the team.

Snee evaluates collegiate offensive linemen, travels to visit collegiate prospects across the nation and provides reports to Jaguars Director of College Scouting Mark Ellenz. Snee previously served as a consultant for the Jaguars at the 2017 NFL Combine in Indianapolis.

Snee started 141 career games during 10 seasons with the New York Giants (2004-13) after originally being selected in the second round of the 2004 NFL Draft. He was a first-team All-Pro in 2008, was selected to the Pro Bowl in 2008, 2009, 2010 and 2012, and was a two-time Super Bowl champion with the Giants, defeating the Patriots in Super Bowl XLII and Super Bowl XLVI.

Snee attended Boston College and was a second-team All-America selection at right guard. A native of Susquehanna County, Pa., Snee attended Montrose High School and was a two-time All-State selection, as well as a three-time All-Conference pick.

Snee and his wife, Kate, have four children: Dylan, Cooper, Walker and Hartley.




BRIAN SQUEGLIA
COLLEGE SCOUT
JOINED JAGUARS: 2017

Brian Squeglia is in his first season as a college scout and third season with the Jaguars after being hired as a scouting associate prior to the 2017 season. Squeglia serves as the Jaguars primary college scout in the Northeast, covering Pennsylvania, Virginia, West Virginia, Maryland, District of Columbia, Massachusetts, Connecticut, New York, New Jersey, Maine, Delaware, New Hampshire, Rhode Island and Vermont.

Prior to joining the Jaguars, Squeglia served as the assistant director of player personnel at Louisiana State University during the 2016 season. Squeglia spent the 2014 and 2015 seasons working as a football recruiting specialist at Mississippi State University after a two-year stint (2012-13) at Jacksonville University, where he served as the assistant director of football operations and a defensive assistant coach.

Squeglia earned his master's degree in leadership/organizational development in 2014 at Jacksonville University and graduated with a bachelor's degree in sports management from the University of North Florida in 2011. Squeglia is a native of Jacksonville, and he and his wife, Amy, have one daughter, Leila.

PLAYER PERSONNEL



JOSEPH ANILE
SCOUTING ASSOCIATE
JOINED JAGUARS: 2018

Joseph Anile is in his second season as a scouting associate for the Jaguars after being hired in the summer of 2017 as a scouting assistant. He graduated from Colby College (Waterville, Maine) in 2017 with a bachelor's degree in economics and has significant experience working as an academic research assistant for its economics department where he published his economics honors thesis titled, "Is Zero A Bad Thing? Investigating Spillover Effects of Zero Interest Rates." A multi-sport award-winning athlete, Anile played quarterback for Colby's football team and defense for its lacrosse team. Anile also played tournament baseball and ice hockey, including the 2012 AAA Tier I U.S. National Championship team. Anile is the nephew of legendary college football coach and longtime NFL personnel director **Dom Anile**.



KEVIN COHN
SCOUTING ASSOCIATE
JOINED JAGUARS: 2019

Kevin Cohn was hired as a scouting associate in May 2019 after previously interning with the Jaguars personnel department during the 2018 training camp. Prior to working with Jacksonville, Cohn served as a football development intern with USA Football from January 2019 to April 2019. Cohn attended Michigan State and graduated with a Political Science degree in May 2018. While attending MSU, he served as a student equipment manager for the football team. Cohn is originally from Boston, Mass and is the nephew of Jaguars Executive Vice President of Football Operations, **Tom Coughlin**.



LESLIE LADD
COORDINATOR OF SCOUTING
ADMINISTRATION
JOINED JAGUARS: 2013

DANA DESJARLAIS
ASSISTANT TO THE GENERAL
MANAGER & ADMINISTRATOR
OF FOOTBALL OPERATIONS
JOINED JAGUARS: 2005



FOOTBALL OPERATIONS



TONY KHAN
SENIOR VICE PRESIDENT OF
FOOTBALL ADMINISTRATION
AND TECHNOLOGY
JOINED JAGUARS: 2012

Tony Khan, a thought-leader in the world of sports analytics and insights, enters his eighth season with the Jaguars, serving as senior vice president of football administration and technology.

Under Tony Khan's guidance, the Jaguars created a Football Technology and Analytics group in 2012. In addition to being a valued asset to the coaching and scouting departments, the analytics team also explores new technology and its applications within all areas of the Jaguars organization, including player development, injury prevention, game analysis and player evaluation.

Khan, who is an owner of Fulham Football Club, was named Fulham's Vice Chairman and Director of Football Operations on Feb. 23, 2017. In that role, Khan assumes his responsibilities following a period of advising the football operations at Fulham, particularly in the area of analytics and research. Over the past two years at Fulham, Khan played an integral role in the identification, recruitment and signing of the players while continuing to oversee the club's statistical research department, which he created in 2015 to analyze football player performance and develop proprietary football performance.

In January 2019, Khan shook the world of sports and entertainment with the rollout of All Elite Wrestling, or AEW, billed as a fresh and dynamic product featuring a young and growing roster of male and female talent, all fueled by the mission of building an inclusive community through the power of wrestling. AEW's first event, Double or Nothing, sold out within minutes and enjoyed a spectacular debut in Las Vegas, helping to build a loyal and passionate following that continues to build rapidly, both nationally and globally.

Khan also is the owner and chairman of TruMedia Networks, a Boston-based engineering firm specializing in sports analytics solutions for leagues, franchises and media partners across the sports industry. Khan acquired TruMedia Networks in 2015, and under his ownership, the company has expanded its sports analytics engineering services, with clients including ESPN, the NFL, Zebra and over 60% of all Major League Baseball clubs.

In 2018, Khan made a strategic investment into Activist, a new entertainment company that will protect and build all aspects of an artist's career while leveraging their authentic voice and related platform in an effort to effect positive change. Activist, steered by industry leaders **Bernie Cahill** and **Gregg Suess**, provides comprehensive management services for its clients including music management, talent and brand management, and film and TV development.

Khan graduated from the College of Business at the University of Illinois in 2007 with a Bachelor of Science degree in finance. Khan graduated from the University of Illinois Laboratory High School in 2001, where his graduating class had the highest ACT average of any class at any school in America. He was also an Illinois State Scholar and a National Merit Semifinalist. The award for dedication to the basketball program at the University of Illinois Laboratory High School is known as the Tony Khan Award. Khan currently serves on the advisory board of the University of Illinois Laboratory High School.

Khan grew up in Champaign-Urbana, Ill., where he was born on Oct. 10, 1982. Khan is single and splits his time between Jacksonville and London.

"What has made him a good fit is that he has the judgment now of the quality versus money thing. How to value talent. In soccer, it is a wide open, Wild West kind of environment. What to pay for the players, how to blend the academy kids with the veterans and things like that. I think the talent and the money are the two things you have to get right and he has done a great job with (Fulham CEO) Alistair (Mackintosh) and the rest of the team over there."

- Shad Khan on what has made Tony Khan such a good fit for Fulham

JOHN IDZIK
SPECIAL ASSISTANT TO THE
GENERAL MANAGER
JOINED JAGUARS: 2015



John Idzik is in his fifth season with the Jaguars and 27th in the NFL after joining the organization in March 2015. In his role, he works closely with Executive Vice President of Football Operations **Tom Coughlin**, General Manager **David Caldwell** and their staffs in pro and college player evaluations, pro advances, salary cap management, contract negotiations and football administration.

Prior to joining the Jaguars, Idzik was the general manager of the New York Jets in 2013 and 2014 where he directed all aspects of football operations, including coaching, player personnel and football administration. Idzik came to the Jets after six seasons with the Seattle Seahawks (2007-12) as the vice president of football administration. In Seattle he evaluated pro and college prospects while also overseeing player contract negotiations, the team's salary cap and most of the other aspects of day-to-day football operations. In addition, he acted as the club's primary liaison to the NFL, representing the club at all league meetings. He served in similar capacities as director of football administration for the Arizona Cardinals from 2004-06, as well as assistant general manager for the Tampa Bay Buccaneers. In his 11 seasons with the Buccaneers, Idzik began as a pro personnel assistant in 1993 and was elevated to director of football administration in 1996 before assuming assistant general manager duties from 2001-03. The Buccaneers won Super Bowl XXXVII following the 2002 season.

During his NFL career, Idzik has been a member of nine NFL playoff teams, five division champions, three conference championship participants and a Super Bowl champion. He has been involved in the resurgence of four franchises to a championship caliber in Tampa (Super Bowl XXXVII champions), Arizona (eventual NFC champions), Seattle (eventual Super Bowl XLVIII champions) and Jacksonville (AFC South champions).

His post-playing football career began in 1982 coaching at SUNY Buffalo as a wide receivers assistant. Idzik then spent the 1990 season in Scotland with the Aberdeen Oilers of the British American Football League where he was the offensive coordinator under his father and longtime NFL assistant coach, the late John J. Idzik. He went on to serve as a graduate assistant at Duke University from 1991-92 where he assisted the offensive line and running backs. Idzik graduated magna cum laude and earned Phi Beta Kappa honors from Dartmouth College in 1982, completing a bachelor's degree in mathematics while also lettering at wide receiver for the Ivy League Champion Big Green. He later earned a master's degree in liberal studies from Duke in 1992. He and his wife, Carol, have two sons, Bryant (an engineer at SpaceX) and Bradley (assistant wide receivers coach for the Seattle Seahawks) and one daughter, Holly (third grade teacher in Melbourne, Fla.).

SKIP RICHARDSON
DIRECTOR OF TEAM SECURITY
JOINED JAGUARS: 1995



Skip Richardson joined the Jaguars on July 21, 1995. He directs every phase of security for the team, as well as handling security matters involving the NFL office. He works closely with local, state and federal law enforcement agencies, and was a member of the NFL security task force that was established after Sept. 11, 2001. Richardson also worked with **Paul Tagliabue's** staff regarding security for Super Bowl XXXIX in Jacksonville.

Richardson was previously a police S.W.A.T. team supervisor for the Jacksonville Sheriff's Office and planned security for all special events held in Jacksonville,

FOOTBALL OPERATIONS



Sheriff's Office and planned security for all special events held in Jacksonville, such as the annual Florida-Georgia game, Gator Bowl and Jazz Festival. Richardson retired as a supervisor from the Jacksonville Sheriff's Office in 1995. He received a degree in criminology from Florida State University. A native of Jacksonville, Richardson is active in the Police Athletic League, Big Brothers Big Sisters of Northeast Florida and the Jacksonville Symphony Guild. He is a member of the American Society for Industrial Security, National Association of Chiefs of Police, Stadium Managers Association and the Florida Association of Licensed Investigators.




TIM WALSH
DIRECTOR OF FOOTBALL
ADMINISTRATION
JOINED JAGUARS: 1997

Tim Walsh was named the Jaguars director of football administration in 2007. He is in his 23rd year with the Jaguars organization and works closely with EVP of Football Operations **Tom Coughlin**, General Manager **David Caldwell** and Head Coach **Doug Marrone**.

Walsh's responsibilities include managing the Jaguars salary cap, developing the Jaguars strategic planning, crafting contract proposals and parameters, negotiating player contracts and budgeting and coordinating the Jaguars compliance with the NFL's Collective Bargaining Agreement and NFL Player Personnel rules.

Walsh started his NFL career in 1996 with the NFL Management Council, for which he monitored the league-wide salary cap and analyzed NFL player contracts. Walsh graduated summa cum laude in accountancy from the University of Notre Dame and earned his master's degree in sport management from the University of Richmond. He is a member of the Leadership Jacksonville Class of 2012.



MARCUS POLLARD
DIRECTOR OF PLAYER
DEVELOPMENT & YOUTH
FOOTBALL
JOINED JAGUARS: 2013

Marcus Pollard is in his seventh season as director of player development and youth football for the Jaguars after being named to the post on March 24, 2013. In his current role, Pollard coordinates all team life skills programming as well as the Jaguars rookie club and NFL Rookie Success Program. In addition, he works closely with players on continuing education, career internships, professional development, employee assistance and financial education.

Pollard played 14 seasons (1995-2008) in the NFL as a tight end and spent time with Indianapolis, Detroit, Seattle, New England and Atlanta. He earned a roster spot in 1995 with the Colts after a tryout during training camp and played in all but six games for the club over a nine-year span from 1996-2004. He went on to play in 192 games with 131 starts and recorded 349 receptions for 4,280 yards and 40 touchdowns.

A native of Lanett, Ala., Pollard played basketball at Bradley University for two years after transferring from Seward County Community College in Liberal, Kan. He did not play collegiate football.

Following his retirement, Pollard served as an assistant coach at Lanett High School in Alabama, from 2008-12. He and his wife, Amani, were cast members of the reality television show *The Amazing Race* in 2011. The couple has two sons, Myles Ashton and Micah Jayden, and two daughters, Aja Amani and Ayris Mae.

TIM OWENS
PLAYER ENGAGEMENT AND
YOUTH FOOTBALL MANAGER
JOINED JAGUARS: 2019



Timothy Owens was hired as the Jaguars player engagement and youth football manager in March 2019. Owens works with Director of Player Development and Youth Football **Marcus Pollard** to coordinate all team life skills programming as well as the Jaguars rookie club and NFL Rookie Success Program. Additionally, Owens works closely with players on continuing education, career internships, professional development, employee assistance and financial education.

Prior to joining the Jaguars, Owens spent five years with the Naval Academy (2013-18), where he assisted Midshipmen in the art of leadership and achieving excellence in their moral, mental and physical development. While at Navy, he served as a liaison between student-athletes, internal/external departments, and agencies related to player development. He also transitions student-athletes into the military way of life with appropriate departments while identifying and monitoring at-risk student-athletes.

As a retired United States Marine, Owens has an extensive military background which includes stints as a Foreign Security Forces Advisor for North Atlantic Treaty Organization (NATO), Supply and Logistician, a Drill Instructor at Marine Corps Recruit Depot Parris Island, S.C., Company Gunnery Sergeant, Leadership Academy Instructor, Combat Conditioning Instructor, Martial Arts Instructor, and combat deployments.

Owens earned a bachelor's degree in Sports Management and master's degree in Exercise Science from California University of Pennsylvania and resides in Jacksonville with his wife, Erin, and daughter, Elon. Some of Owens' personal decorations include Meritorious Service Medal, Navy and Marine Corps Commendation Medal, Navy and Marine Corps Achievement Medal, Global War on Terrorism, and the Good Conduct Medal.

HAMZAH AHMAD
DIRECTOR OF FOOTBALL
OPERATIONS
JOINED JAGUARS: 2013




Hamzah Ahmad is in his fourth season as director of football operations after signing on with the Jaguars as the director of football logistics & facilities in Feb. 2013. He oversees team logistics, which includes home hotel operations, selecting away game hotels and coordinating the team travel for domestic games and London. He is also responsible for the football-specific areas of the facility at TIAA Bank Field.

Prior to joining the Jaguars, Ahmad spent eight seasons with the Atlanta Falcons (2005-12) in various roles, but most recently as the senior event marketing/travel advance coordinator. He began his career as a training camp intern with the Falcons and completed a total of three internships with Atlanta before being hired as a full-time staff member.

Ahmad is originally from Pakistan and moved to Jacksonville with his family when he was 12 years old. He attended Nease High School in Jacksonville and graduated with a Bachelor of Arts in Business Administration from the University of Florida in 2004. Ahmad and his wife, Brandi, have two sons, Jayden and Mayson.

FOOTBALL OPERATIONS



J.K. LACOSTE
MANAGER OF TEAM TRAVEL
JOINED JAGUARS: 2010


JIMMY LUCK
HEAD EQUIPMENT
MANAGER
JOINED JAGUARS: 2013



BRANDON ROTH
MANAGER OF FOOTBALL
OPERATIONS
JOINED JAGUARS: 2012


Jimmy Luck is in his seventh season as the head equipment manager for the Jaguars after being named to the post on Jan. 28, 2013. In his current role, Luck is responsible for overseeing the distribution, safety and maintenance of player equipment, daily upkeep of the locker room and coordinating travel logistics for all Jaguars-related equipment on road trips. Prior to joining the club, Luck spent nine seasons (2004-12) as assistant equipment manager for the Atlanta Falcons. Luck's tenure with the Falcons included time with the Georgia Force of the Arena Football League. Prior to joining the Falcons, Luck served as equipment manager in the college ranks for The Citadel in 2003. He began his career in professional football in 2002 when he served as the equipment manager for the AF2's Charleston Swamp Foxes.

A native of Atlanta, Luck spent three seasons (1996-98) as coordinator of baseball operations for the University of Miami (Fla.). He was a sales rep for Rawlings Sporting Goods, covering Tennessee from 1998 to 2000. Luck graduated from Georgia Tech with a degree in management.



BRIAN KENSIL
FOOTBALL OPERATIONS
COORDINATOR
JOINED JAGUARS: 2015

GEOFF DELUCA
ASSOCIATE EQUIPMENT
MANAGER
JOINED JAGUARS: 2014



GEORGE PELICER
ASSOCIATE EQUIPMENT MANAGER
JOINED JAGUARS: 2005



KYLE STILLWELL
ASSOCIATE EQUIPMENT
MANAGER
JOINED JAGUARS: 2013



FOOTBALL OPERATIONS



MIKE PERKINS
DIRECTOR OF FOOTBALL
TECHNOLOGY AND FACILITIES
JOINED JAGUARS: 1994

Mike Perkins is in his 26th year with the Jaguars. His primary role is overseeing the football technology department for football operations, but he has worn many hats since joining the Jaguars in 1994. The football technology department manages all IT needs for the football side of the organization.

After 18 years as the Jaguars' video director, Perkins was promoted in 2012 to his new role as director of football technology and facilities. Perkins' duties included the design and construction of the Jaguars' locker room upgrade at TIAA Bank Field, in addition to the design, planning and implementation of office space and technology for the football facilities.

In 2013, he served as project manager for phase two of the construction, bringing a new training room, rehab room and coaches offices online. He also oversaw the design and construction of the new Jaguars football facilities. Another new initiative under Perkins' direction was the implementation of Microsoft Surfaces for use by all coaches, scouts and players to view practice and game video. His group is also incorporating a new scouting system with the Microsoft Surface implementation to increase efficiency.

Perkins' responsibilities continue to include the shooting, compiling and editing of all game and practice video for coaches' and scouting analysis, cataloging NFL and college game video and producing "cut-ups." He also manages all video equipment and design of the Jaguars' video department, including applying the team's state-of-the art XOS editing system, and researching new technologies as they come available.

One of seven current staff members who joined the franchise in 1994, Perkins was hired by the Jaguars on May 12, 1994, after serving as a video coordinator for three years at Syracuse University. Prior to that, he served with the Tampa Bay Buccaneers as an assistant video director from 1987-90. Perkins was born May 24, 1967, in Tuscaloosa, Ala. Perkins and his wife, Jennifer, and sons, Tyler and Barrett, live in Jacksonville.



MIKE STOEBER
DIRECTOR OF FOOTBALL
SYSTEMS
JOINED JAGUARS: 2012

Mike Stoeber enters his eighth season with the Jaguars in 2019. His roles include overseeing the day-to-day management of the team's IT department, including hardware supervision, network administration, database management and integration of video and data for all NFL and college games. He also assists in all forms of data analysis for both the coaching and scouting departments.

Stoeber started in the field of football technology at the University of Florida in 1989. His first job was converting from 16mm film to a computer-based tape editing system for the Gators. While at Florida under Head Coach Steve Spurrier, he assisted in making the video department a leader in technology, including being one of the first teams to utilize a digital editing system. In addition to supervising the digital video equipment, he served as game analysis coordinator while overseeing data collections and use for game planning and recruiting. During his time in Gainesville, the Gators won six SEC championships and the 1996 national championship. After 12 years in the video department at UF, Stoeber was promoted to director of football operations. He served as business manager for the football team, assisting all aspects of the team including team travel, budgets, recruiting, football camps and compliance.

In 2005, Stoeber moved into the private sector, working with Sagio Technology and then XOS Technology after they merged. During the next six years, he served

as a senior field support representative and director of product marketing. In field support, his role included visiting more than 60 NFL and college coaching staffs and discussing game analysis and statistical analysis. Based on these observations, he wrote the book titled "Football Game Analysis" and presented it twice at the American Football Coaches Association's annual meeting.

Stoeber was born on Aug. 22, 1968 in Davenport, Iowa. Stoeber and his wife, June, and daughter, Elizabeth, live in Middleburg, Fla. The Stoebers are heavily involved in baton twirling, as June owns a baton twirling studio and serves as instructor for the University of Florida Gatoettes.


CHRIS REIER
MANAGER OF FOOTBALL
TECHNOLOGY
JOINED JAGUARS: 2012



HENDERSON MCPHERSON
VIDEO ASSISTANT
JOINED JAGUARS: 2013



IAN MUTCH
VIDEO ASSISTANT
JOINED JAGUARS: 2015



ZACH BEISTLINE
FOOTBALL DATABASE
ANALYST
JOINED JAGUARS: 2012



Zach Beistline is in his eighth year with the Jaguars and fourth as a football database analyst. Beistline began as a football operations intern in 2012 before being hired as a football statistics analyst in Jan. 2013. In his current role, Beistline works closely with the coaching and scouting departments on research projects by providing statistical analysis.

Beistline graduated from the University of North Carolina in 2012 with a degree in Exercise and Sport Science. Beistline and his wife, Mare't, reside in Jacksonville Beach.

MEDICAL STAFF



SCOTT TRULOCK
HEAD ATHLETIC TRAINER
JOINED JAGUARS: 2014

Scott Trulock was hired as the Jaguars head athletic trainer on Feb. 10, 2014 and is in his sixth season with the organization. Trulock, who spent the previous seven seasons as the head athletic trainer for the University of North Carolina's football program, joined the Jaguars with 11 years of NFL experience.

Trulock began his career in the NFL as an assistant athletic trainer with the Philadelphia Eagles from 1996-98. Trulock then worked for the San Diego Chargers from 1999-2001 before joining the Tampa Bay Buccaneers as the director of rehabilitation from 2002-03. Trulock won a Super Bowl ring in 2002 when the Buccaneers defeated the Raiders in Super Bowl XXXVII. Trulock also spent three seasons (2004-06) as an assistant athletic trainer with the Denver Broncos. During his tenure in the NFL, Trulock has been a member of the Professional Football Athletic Trainers' Society (PFATS). In PFATS, Trulock currently serves as the AFC representative on the executive board, and has also served as the director of research for the research and education foundation. In this role, Trulock was responsible for spearheading the surveillance of injury data to establish trends in injury patterns to NFL players.

Trulock, a native of Orlando, earned his undergraduate degree in sports medicine from Valdosta State in 1994, and his master's degree from the University of North Carolina at Chapel Hill in 1996. Scott and his wife, Jamie, have two daughters.



PETER DRAOVITCH
ATHLETIC PERFORMANCE SPECIALIST/ASSOCIATE ATHLETIC TRAINER AND PHYSICAL THERAPIST
JOINED JAGUARS: 2019

Peter Draovitch was hired as the Jaguars athletic performance specialist/associate athletic trainer and physical therapist in April 2019. In his current role, Draovitch assists the medical staff as well as the strength and conditioning staff, working closely with Head of Strength and Conditioning Coordinator **Tom Myslinski** and Head Athletic Trainer **Scott Trulock**. He also works closely with injured players and their rehabilitation programs.

Prior to working for the Jaguars, Draovitch spent six seasons (2013-18) with the New York Rangers as an assistant strength and conditioning coach. While with the Rangers, Draovitch worked closely under Strength and Conditioning Coach **Reg Grant**. In addition, he worked closely with Head Athletic Trainer **Jim Ramsay** with rehab programs while the Rangers were on the road.

In addition to his work with the Rangers, Draovitch served as a clinical supervisor in the sports rehabilitation department at the Hospital for Special Surgery in New York City. His experience includes working with athletes from the NHL, NFL, NBA, MLB and the PGA Tour.

Draovitch graduated with a bachelor's degree in physical education from Gettysburg College and a master's degree from the University of Delaware in physical education/sports medicine where he was also a graduate assistant football coach. He also earned a master's degree in physical therapy at the University of Miami. He and his wife, Debra, have one daughter, Victoria Morgan.

ROBBY HOENSHEL
ASSOCIATE ATHLETIC TRAINER/PHYSICAL THERAPIST
JOINED JAGUARS: 2014




JUSTIN BLAND
ASSOCIATE ATHLETIC TRAINER
JOINED JAGUARS: 2008



ROD SCOTT
ASSOCIATE ATHLETIC TRAINER
JOINED JAGUARS: 2008




MINDY BLACK
DIRECTOR OF PERFORMANCE NUTRITION
JOINED JAGUARS: 2016




Mindy Black was hired as the team's director of performance nutrition on June 15, 2016 and is in her fourth season with the organization. She is responsible for designing the team's meals and personal nutrition plans in order to optimize player performance, recovery and injury prevention.

Black is board-certified in sports dietetics. Her past experience includes serving as a sports nutritionist for the University of Florida Athletic Association and Jacksonville University. She also owned a private practice in Jacksonville, where she worked with many professional and elite athletes of various sports.



ANTONIO PEPE
PERFORMANCE NUTRITION FUELING STATION MANAGER
JOINED JAGUARS: 2019

MEDICAL STAFF




KEVIN KAPLAN
HEAD TEAM PHYSICIAN
JOINED JAGUARS: 2009

Dr. Kevin Kaplan is in his seventh season as the Jaguars' head team physician after serving as the Jaguars' associate orthopaedic surgeon from 2009-13. He is responsible for all orthopaedic matters dealing with injuries to the musculoskeletal system.

Dr. Kaplan is board certified in orthopaedic surgery with a specialty certification in sports medicine and maintains a private practice at the San Marco location of the Jacksonville Orthopaedic Institute. He completed his orthopaedic residency at the New York University Hospital for Joint Diseases and a fellowship at the Kerlan Jobe Orthopaedic Clinic in Los Angeles. During his fellowship, Dr. Kaplan served as an assistant team physician for the Los Angeles Lakers, Dodgers, Kings and Anaheim Ducks.

He is a member of the NFL Physician Society, the American Academy of Orthopaedic Surgeons, and the American Orthopaedic Society for Sports Medicine. Dr. Kaplan is also a team physician for the Jacksonville Sharks, Jacksonville University and Atlantic Coast High School.



DR. MICHAEL YORIO
PHYSICIAN, INTERNAL MEDICINE
JOINED JAGUARS: 2014

Dr. Michael Yorio is in his sixth season as the team's internal medicine physician. He is responsible for all matters dealing with illnesses and non-orthopaedic injuries.

Dr. Yorio is board-certified in Internal Medicine and Sports Medicine. He sees patients at the San Marco office of Jacksonville Orthopedic Institute. Prior to arriving in Jacksonville, Dr. Yorio served as the director, player medical services for the U.S. Open Tennis Championships in Flushing Meadows, N.Y. He was also team physician for the New York Islanders of the National Hockey League and has served as team physician for the University of Maryland at College Park, Hofstra University and Molloy College.




DR. STEVEN CRENSHAW
ASSOCIATE ORTHOPAEDIC SURGEON




DR. NIGEL SPARKS
ASSOCIATE ORTHOPAEDIC SURGEON




DR. RICHARD SALKO
TEAM DENTIST



DR. FRANCISCO RODRIGUEZ
TEAM DENTIST



DR. ANTHONY ISELBORN
TEAM CHIROPRACTOR



DR. DAVID ROUSE
TEAM CHIROPRACTOR

ED BLOCK COURAGE AWARD WINNERS

The Ed Block Courage Award annually honors a player from each NFL team who exemplifies a commitment to the principles of sportsmanship and courage. The winners are selected for courageous effort, as well as individual performance. The award is unique in the sense that voting is conducted by each team's players.

Year	Winner	Year	Winner
1995	DT Paul Frase	2007	OL Richard Collier
1996	TE Derek Brown	2008	OL Brad Meester
1997	CB Dave Thomas	2009	FB Greg Jones
1998	QB Mark Brunell	2010	DE Aaron Kampman
1999	RB James Stewart	2011	WR Jarrett Dillard
2000	OL Tony Boselli	2012	DE John Chick
2001	WR Jimmy Smith	2013	OL Will Rackley
2002	RB Fred Taylor	2014	DT Roy Miller
2003	DE Tony Brackens	2015	WR Allen Robinson
2004	QB David Garrard	2016	DT Sen'Derrick Marks
2005	DE Paul Spicer	2017	CB Aaron Colvin
2006	LB Jorge Cordova	2018	FB Tommy Bohanon

FRONT OFFICE



ALISA ABBOTT
Executive Assistant
to the Owner and
President



DAVID ALTMAN
Director of Premium
Sales and
Entertainment



LAUREN BAKER
Senior Account
Manager, Partnership
Activations



COLIN BAUMGARTNER
Account Manager,
Ticket Sales



VICTORIA BETTS
Account Manager,
Partnership
Activations




TIM BISHKO
Director of Ticket
Operations



ANNE BOCCUZZI
Vice President of
Partnership
Activations



DARNELL BRADY
Social Media
Manager



ALEX BROOKS
Manager of
Public Relations



KYLE BUERKETT
Stadium Projects and
Player Development
Coordinator



CHRIS BURDETT
Senior Graphic
Designer



CARLOS CACERES
Production Manager



MICHAEL CARNAHAN
Program Manager,
Jaguars Foundation



ADRIENNE CARTAGENA
Manager of Media
and Promotions




JOHN CASCIO
Director of Brand
and Design



DANNY CAUDY
Senior Account
Executive, Corporate
Partnerships



NICK CORTES
VFX Artist



WILL CRENSHAW
Account Manager,
Group Sales



VICTORIA CROY
Manager of People
Development



JASON DEAN
Senior Manager of
Technology and Events



DAVE DECANDIS
Executive Producer




MIKE DEMARTINO
Vice President of
Corporate
Partnerships



TAD DICKMAN
Director of Public
Relations



MICHAEL DILLON
Analytics and
Insights Associate




SHAWN DUBROW
Inside Sales
Representative



SHELBY ERICKSON
Staff Accountant




JEFF FINLAND
Manager of
Champions Club and
Stadium Tours




SEAN FLOOD
Senior Director of
Ticket Sales and
Service



JOE FORTUNADO
Manager of Radio



STEVEN FOWLER
Software Development
and Technical Support
Analysis



CHRIS GARGANI
Vice President of
Sales and Service



RONALD GILBERT
Senior CRM Analyst




KIMBERLY GLOVER
People Development
Assistant



SHANNON GRAY
Database & Applications
Development Manager



BRET GUICE
Manager of Ticket
Operations




SAVANNAH HALLEY
Booking and Event
Coordinator, Bold
Events

FRONT OFFICE



KRISTINA HEATH
Communications
and Events Manager,
Jaguars Foundation



ANTHONY HENDRICKS
Account Manager,
Ticket Sales



STEVEN HEPNER
Technical Support
Analyst



MAX HOCHMAN
Broadcast Media
Coordinator



MADISON HOLESKO
Account Manager,
Group Sales



KELSEY HOLMGAARD
Fan Experience
Coordinator



AMANDA HOLT
Director of
Communications



JESSICA HOTZELT
Member Experience
Specialist



KRISTEN INMAN
Director of Private
Event Sales, Bold
Events



CARY JOHNS
Director of Payroll
and Benefit Plans



ANEISHA JOHNSON
Director of Member
Experience and
Retention




JESSICA JONES
Vice President of
People Development
and Administration




JOHN KALL
Office Logistics Clerk



PATRICK KAVANAGH
Director of
Broadcasting



MELISA KEENAN
Director of Corporate
Accounting



CHRIS KERFORD
Events and
Entertainment
Coordinator



MEGAN KERR
Senior Account
Manager, Partnership
Activations




KEVIN KLAMMER
Manager of Premium
Sales



ROB KUCHERA
Manager of People
Development




BRYAN KUPFER
Ticket Operations
Specialist



JENNA LADD
Events and
Entertainment
Coordinator



KEVIN LANAHAN
Manager of Office
Logistics



ARRI LANDSMAN-ROOS
Vice President of
Decision Science




SEBASTIAN LARA
Account Manager,
Ticket Sales



ASHLEY LEWIS
Accounts Payable
Coordinator



VICTOR LI
Advanced Analytics
Developer



TERRI LOVEDAY
Payroll and Benefits
Plans Coordinator



CALLIE LUCAS
Event Coordinator,
Bold Events



BOBBY LYLE
Director of Facilities
Security



STEPHANIE LYNN
Senior Marketing
Manager, Concerts and
Events, Bold Events



MEGAN MAGIERA
Graphic Designer



BRENDA MALLORY
Receptionist



JOSH MARGULIES
Director of Marketing



SARAH MATHIS
Director of Fan
Experience



KATE MCCOY
Personal Assistant to
Shad and Ann Khan




SHANNON MCGREGOR
Database Marketing
Manager


FRONT OFFICE



JAKE MILANO
Account Manager,
Partnership
Activations



JEFF MIRANDA
Senior Manager of
CRM Analytics



JONATHAN MORICI
Manager of Concert
Ticketing



THURMAN MORRIS
Account Manager,
Ticket Sales



EMILY MYSLINSKI
Social Media
Specialist



JOHN OEHSER
Senior Writer




CARLOS OLIVERA
Digital Media
Manager




ALEXA OLNEY
Account Manager,
Group Sales



MICHELLE PAINTER
Manager of Premium
Member Experience



AMIT PATEL
Financial Planning
and Analysis
Coordinator



CHRISTY PAVILANDO
Member Experience
Specialist



EVAN PERAZA
Account Manager,
Partnership
Activations



MICHAEL POTTS
Network and Systems
Administrator




RYAN PREP
Director of Facility
Operations, Bold
Events



DANIEL QUINTANILLA
Senior Account
Manager, Ticket Sales




KIMBERLY RAMOS
Events and
Entertainment
Coordinator



JON REAVES
Senior Account
Executive, Corporate
Partnerships



BRENT REBER
Broadcast Media
Coordinator



RYAN REDMOND
Senior Account
Manager, Group
Sales




SAMANTHA REED
Senior Member
Experience Specialist




RUSSELL RENDON
Director of Group and
Inside Sales




MATTHEW RICKOFF
Senior Partnerships
Director, Corporate
Partnerships




ADRIEL ROCHA
Manager of
Community Relations



ALEX RUSSELL
Member Experience
Specialist




CASSIE SADOWITZ
General Counsel



TARA SAHI
Sales and Service
Coordinator



LISA SAHI-KIRAL
Manager of Nonprofit
Partnerships and
Executive Assistant



CODY SCHRANK
Marketing
Coordinator



JACKIE SCIBELLI
Senior Event
Manager, Bold Events



JIM SCOTT
Senior Manager of
Ticket Operations



BRAD SCULL
IT/AV Support
Technician, Bold
Events



BRIAN SEXTON
Senior
Correspondent



J.P. SHADRICK
Senior Reporter and
Editor



ALEX SHEPARD
Branded
Entertainment
Coordinator




MARK SIROTA
Vice President of
Finance



LAURA SLIVA
Graphic Designer

FRONT OFFICE



NIK SOBIC
Director of
Concessions and
Capital Projects



**CHRISTY STECHMAN
ZYNDRA**
Director of Branded
Entertainment



LAUREN STRACKBINE
Associate General
Counsel



T.J. STREIT
Director, Corporate
Partnerships



BLAKE STUART
Video Production
Coordinator



ASHLYN SULLIVAN
Digital Reporter and
Host



EVERETT SULLIVAN
Photography Director



CHRIS SUTTON
Director of
Community
Partnerships



BRIAN SZE BENYI
Account Manager,
Group Sales



T-NEISHA TATE
Director of Programs,
Jaguars Foundation




BRYAN THOMAS
Producer/Editor




NATASHA THOMAS
Senior Accountant



JENN TOY
Director of Events
and Entertainment



TRAVIS TRACER
Member Experience
Specialist



WILLIAM TUTWILER
Director of
Financial Planning
and Analysis



JUSTIN VONHAGEN
Principal Software
Architect



MICHAEL WEBB
Vice President of
Technology



ERIC WIERENGA
Lead Designer



MIANNE WILLIAMS
Senior Manager of
Private Event Sales,
Bold Events




JACK WILSON
Grassroots Marketing
Coordinator




MAGGIE WILSON
Member Experience
Specialist




LORI WINDISCH
Facilities Project
Manager



DAVID WOLF
Public Relations
Assistant



SAVANNA WOOD
Digital Marketing
Manager



JOSHUA WOODS
Account Manager,
Ticket Sales



MATT WOODS
Director, Corporate
Partnerships



CHRIS YEITER
Lead Technical
Support Analysis



RAYLICIA YOUNG
Receptionist




JUSTIN YOUNGHANS
Director, Corporate
Partnerships



LINDSEY ZYBRICK
Fan Experience
Coordinator

59



D.J. ALEXANDER

LINEBACKER
6-2 | 233 LBS | 9-30-1991
OREGON STATE
PALM DESERT, CALIFORNIA
ACQ: FREE AGENT 2019
EXP: 5TH YEAR



TRANSACTIONS

Originally drafted by Kansas City in the fifth round (172nd overall) of the 2015 NFL draft ... Traded by Kansas City to Seattle on 7/28/17 ... Waived by Seattle on 9/1/18 ... Claimed off waivers by Philadelphia on 9/2/18 ... Signed as an unrestricted free agent by Jacksonville on 5/1/19.

PRO (GAMES PLAYED/STARTED - 56/1, 4/0)

- Has posted 30 career special teams tackles, including a career-high 11 special teams tackles as a rookie in 2015
- Selected to the Pro Bowl in 2016 as a special teamer

2018 (w/ PHI - 12/0, 1/0)

Appeared in 12 regular season games and totaled three special teams tackles and one fumble recovery

- **12/16 at LAR:** Recovered a fumble in the team's 30-23 victory

2017 (w/ SEA - 12/0)

Appeared in 12 games and posted two tackles, as well as seven special teams tackles

- **11/9 at ARI:** Registered two special teams tackles
- **11/20 vs. ATL:** Posted multiple special teams tackles for the second consecutive game

2016 (w/ K.C. - 16/0, 1/0)

Appeared in all 16 games for the second consecutive season ... Totaled nine special teams tackles and was named to the Pro Bowl as a special teamer

- **11/27 at DEN:** Posted a single-game career-high three special teams tackles

2015 (w/ K.C. - 16/0, 2/0)

Appeared in all 16 games during his rookie season and posted a career-high 11 special teams tackles

COLLEGE (AT OREGON STATE, 2011-14)

- Started 32 career games for the Beavers
- As a senior in 2014, started all 12 games for the first time in his career and finished second on the team with 70 tackles, including 12 tackles for loss

PERSONAL

- Attended Palm Desert (Calif.) High School and played both LB and WR, finishing as the co-Desert Valley MVP as a senior after totaling 118 tackles and 7.0 sacks
- Two-time All-CIF Eastern Division selection
- Also broke the school's 100- and 200-meter sprint records while starring on the track team
- Born Donnell Welch and switched his surname in 2012 to honor his stepfather
- Son of Eugene and Cindy Alexander
- Majored in human development and family science at Oregon State

REGULAR SEASON STATISTICS

YEAR	TEAM	GP/GS	TKL	SOLO	ASST	SACKS	FF	FR	PD	TFL
2015	K.C.	16/0	2	1	1	0.0	0	0	0	0
2016	K.C.	16/1	5	5	0	0.0	1	0	0	1
2017	SEA	12/0	2	2	0	0.0	0	0	0	1
2018	PHI	12/0	0	0	0	0.0	0	1	0	0
NFL totals: 4 yrs.		56/1	9	8	1	0.0	1	1	0	2

Special teams tackles: 11 in 2015, 9 in 2016, 7 in 2017, 3 in 2018

Single Game Career Highs

Tackles:

4 (12/18/16 vs. TEN)

Special Teams Tackles:

3 (11/27/16 vs. at DEN)

Forced fumbles:

1 (11/6/16 vs. JAX)

Fumble recoveries:

1 (12/16/18 at LAR)

POSTSEASON CAREER STATISTICS

YEAR	TEAM	GP/GS	TKL	SOLO	ASST	SACKS	FF	FR	PD	TFL
2015	K.C.	2/0	0	0	0	0.0	0	0	0	0
2016	K.C.	1/0	0	0	0	0.0	0	0	0	0
2018	PHI	1/0	0	0	0	0.0	0	0	0	0
NFL totals: 4 yrs.		4/0	0	0	0	0.0	0	0	0	0

Special teams tackles: 1 in 2015

2018 GAME-BY-GAME STATISTICS

DATE	OPP	TKL	SOLO	ASST	SACKS	FF	FR	PD	ST
09/06	vs. Atlanta	0	0	0	0.0	0	0	0	0
09/16	at Tampa Bay	0	0	0	0.0	0	0	0	1
09/23	vs. Indianapolis	0	0	0	0.0	0	0	0	0
09/30	at Tennessee	0	0	0	0.0	0	0	0	0
10/07	vs. Minnesota	0	0	0	0.0	0	0	0	0
10/11	at N.Y. Giants				INACTIVE				
10/21	vs. Carolina				INACTIVE				
10/28	at Jacksonville	0	0	0	0.0	0	0	0	0
	BYE WEEK								
11/11	vs. Dallas	0	0	0	0.0	0	0	0	0
11/18	at New Orleans	0	0	0	0.0	0	0	0	1
11/25	vs. N.Y. Giants	0	0	0	0.0	0	0	0	1
12/03	vs. Washington	0	0	0	0.0	0	0	0	0
12/09	at Dallas	0	0	0	0.0	0	0	0	0
12/16	at L.A. Rams	0	0	0	0.0	0	1	0	0
12/23	vs. Houston				INACTIVE				
12/30	at Washington				INACTIVE				
2018 totals:		0	0	0	0.0	0	1	0	3

DATE	OPP	TKL	SOLO	ASST	SACKS	FF	FR	PD	ST
09/06	vs. Atlanta	0	0	0	0.0	0	0	0	1
Postseason totals:		0	0	0	0.0	0	0	0	1

#59 D.J. ALEXANDER

2017 GAME-BY-GAME STATISTICS

DATE	OPP	TKL	SOLO	ASST	SACKS	FF	FR	PD	ST
09/10	at Green Bay	0	0	0	0.0	0	0	0	1
09/17	vs. San Francisco	0	0	0	0.0	0	0	0	0
09/24	at Tennessee				INACTIVE				
10/01	vs. Indianapolis	0	0	0	0.0	0	0	0	0
10/08	at L.A. Rams	0	0	0	0.0	0	0	0	0
	BYE WEEK								
10/22	at N.Y. Giants	0	0	0	0.0	0	0	0	0
10/29	vs. Houston	0	0	0	0.0	0	0	0	1
11/05	vs. Washington	0	0	0	0.0	0	0	0	0
11/09	at Arizona	0	0	0	0.0	0	0	0	2
11/20	vs. Atlanta	0	0	0	0.0	0	0	0	2
11/26	at San Francisco				INACTIVE				
12/03	vs. Philadelphia	0	0	0	0.0	0	0	0	0
12/10	at Jacksonville	2	2	0	0.0	0	0	0	1
12/17	vs. L.A. Rams	0	0	0	0.0	0	0	0	0
12/24	at Dallas				INACTIVE				
12/31	vs. Arizona				INACTIVE				
2017 totals:		2	2	0	0.0	0	0	0	7

2016 GAME-BY-GAME STATISTICS

DATE	OPP	TKL	SOLO	ASST	SACKS	FF	FR	PD	ST
09/11	vs. San Diego	0	0	0	0.0	0	0	0	0
09/18	at Houston	0	0	0	0.0	0	0	0	1
09/25	vs. N.Y. Jets	0	0	0	0.0	0	0	0	1
10/02	at Pittsburgh	0	0	0	0.0	0	0	0	0
	BYE WEEK								
10/16	at Oakland	0	0	0	0.0	0	0	0	0
10/23	vs. New Orleans	0	0	0	0.0	0	0	0	0
10/30	at Indianapolis	0	0	0	0.0	0	0	0	0
11/06	vs. Jacksonville	0	0	0	0.0	1	0	0	2
11/13	at Carolina	0	0	0	0.0	0	0	0	0
11/20	vs. Tampa Bay	0	0	0	0.0	0	0	0	0
11/27	at Denver	1	1	0	0.0	0	0	0	3
12/04	at Atlanta	0	0	0	0.0	0	0	0	1
12/08	vs. Oakland	0	0	0	0.0	0	0	0	0
12/18	vs. Tennessee	4	4	0	0.0	0	0	0	0
12/25	vs. Denver	0	0	0	0.0	0	0	0	0
01/01	at San Diego	0	0	0	0.0	0	0	0	0
2016 totals:		5	5	0	0.0	1	0	0	9

DATE	OPP	TKL	SOLO	ASST	SACKS	FF	FR	PD	ST
01/15	vs. Pittsburgh	0	0	0	0.0	0	0	0	0
2016 postseason totals:		0	0	0	0.0	0	0	0	0


2015 GAME-BY-GAME STATISTICS

DATE	OPP	TKL	SOLO	ASST	SACKS	FF	FR	PD	ST
09/13	at Houston	0	0	0	0.0	0	0	0	2
09/17	vs. Denver	0	0	0	0.0	0	0	0	1
09/28	at Green Bay	0	0	0	0.0	0	0	0	1
10/04	at Cincinnati	0	0	0	0.0	0	0	0	1
10/11	vs. Chicago	0	0	0	0.0	0	0	0	0
10/18	at Minnesota	0	0	0	0.0	0	0	0	1
10/25	vs. Pittsburgh	0	0	0	0.0	0	0	0	0
11/01	vs. Detroit	0	0	0	0.0	0	0	0	1
	BYE WEEK								
11/15	at Denver	0	0	0	0.0	0	0	0	0
11/22	at San Diego	2	1	1	0.0	0	0	0	1
11/29	vs. Buffalo	0	0	0	0.0	0	0	0	0
12/06	at Oakland	0	0	0	0.0	0	0	0	1
12/13	vs. San Diego	0	0	0	0.0	0	0	0	1
12/20	at Baltimore	0	0	0	0.0	0	0	0	1
12/27	vs. Cleveland	0	0	0	0.0	0	0	0	0
01/03	vs. Oakland	0	0	0	0.0	0	0	0	0
2015 totals:		2	1	1	0.0	0	0	0	11

DATE	OPP	TKL	SOLO	ASST	SACKS	FF	FR	PD	ST
01/09	at Houston	0	0	0	0.0	0	0	0	0
01/16	at New England	0	0	0	0.0	0	0	0	1
2015 postseason totals:		0	0	0	0.0	0	0	0	1



54



ELI ANKOU

DEFENSIVE TACKLE
6-3 | 325 LBS | 6-8-1994
UCLA
OTTAWA, ONTARIO, CANADA
ACQ: WAIVERS (HOUSTON) 2017
EXP: 3RD YEAR



TRANSACTIONS

Originally signed by Houston as an undrafted rookie on 5/12/17 ... Waived by Houston on 9/2/17 ... Claimed by Jacksonville on 9/3/17

PRO (GAMES PLAYED/STARTED - 11/0)

Spent offseason program and training camp with Houston before being claimed off waivers by Jacksonville prior to the start of the 2017 season

2018 (w/ JAX - 2/0)

Saw action in two games for the Jaguars, recording four tackles (two solo)

- **11/25 at BUF:** Recorded two tackles (one solo) in his 2018 season debut
- **12/6 at TEN:** Recorded two tackles (one solo)

2017 (w/ JAX - 9/0)

Appeared in nine games during his rookie season, registering 15 tackles (eight solo) and 1.5 sacks

- **9/17 vs. TEN:** Recorded two solo tackles
- **9/24 vs. BAL:** Recorded two solo tackles
- **10/8 at PIT:** Totaled four tackles (one solo)
- **10/22 at IND:** Assisted on two tackles and recorded his first career half-sack
- **12/31 at TEN:** Recorded two tackles (one solo), one sack and one tackle for a loss

COLLEGE (AT UCLA, 2012-16)

- Appeared in 38 games with 19 starts for the Bruins
- Totaled 91 tackles (49 solo), 1.5 sacks, eight tackles for a loss, three passes defended and one fumble recovery in his college career

PERSONAL

- Attended Red Lion Christian Academy (Bear, Del.)

REGULAR SEASON STATISTICS

YEAR	TEAM	GP/GS	TKL	SOLO	ASST	SACKS	FF	FR	PD	TFL
2017	JAX	9/0	15	8	7	1.5	0	0	0	1
2018	JAX	2/0	4	2	2	0.0	0	0	0	0
NFL totals: 2 yrs.		11/0	19	10	9	1.5	0	0	0	1

2018 GAME-BY-GAME STATISTICS

DATE	OPP	TKL	SOLO	ASST	SACKS	FF	FR	PD	TFL
09/09	at N.Y. Giants				INACTIVE				
09/16	vs. New England				INACTIVE				
09/23	vs. Tennessee				INACTIVE				
09/30	vs. N.Y. Jets				INACTIVE				
10/07	at Kansas City				INACTIVE				
10/14	at Dallas				INACTIVE				
10/21	vs. Houston				INACTIVE				
10/28	vs. Philadelphia				INACTIVE				
	BYE WEEK								
11/11	at Indianapolis				INACTIVE				
11/18	vs. Pittsburgh				INACTIVE				
11/25	at Buffalo	2	1	1	0.0	0	0	0	0
12/02	vs. Indianapolis				INACTIVE				
12/06	at Tennessee	2	1	1	0.0	0	0	0	0
12/16	vs. Washington				INACTIVE				
12/23	at Miami				INACTIVE				
12/30	at Houston				INACTIVE				
2018 totals:		4	2	2	0.0	0	0	0	0

2017 GAME-BY-GAME STATISTICS

DATE	OPP	TKL	SOLO	ASST	SACKS	FF	FR	PD	TFL
09/10	at Houston	1	1	0	0.0	0	0	0	0
09/17	vs. Tennessee	2	2	0	0.0	0	0	0	0
09/24	vs. Baltimore	2	2	0	0.0	0	0	0	0
10/01	at New York Jets	1	0	1	0.0	0	0	0	0
10/08	at Pittsburgh	4	1	3	0.0	0	0	0	0
10/15	vs. LA Rams	1	1	0	0.0	0	0	0	0
10/22	at Indianapolis	2	0	2	0.5	0	0	0	0
	BYE WEEK								
11/05	vs. Cincinnati	0	0	0	0.0	0	0	0	0
11/12	vs. LA Chargers				INACTIVE				
11/19	at Cleveland				INACTIVE				
11/26	at Arizona				INACTIVE				
12/03	vs. Indianapolis				INACTIVE				
12/10	vs. Seattle				INACTIVE				
12/17	vs. Houston				INACTIVE				
12/24	at San Francisco				INACTIVE				
12/31	at Tennessee	2	1	1	1.0	0	0	0	1
2017 totals:		15	8	7	1.5	0	0	0	1
01/07	vs. Buffalo				INACTIVE				
01/14	at Pittsburgh				INACTIVE				
01/21	at New England				INACTIVE				
Postseason totals		0	0	0	0.0	0	0	0	0

23



ALFRED BLUE

RUNNING BACK
 6-2 | 225 LBS | 4-27-1991
 LOUISIANA STATE
 MARRERO, LOUISIANA
 ACQ: UNRESTRICTED FREE AGENT 2019
 EXP: 6TH YEAR



TRANSACTIONS

Originally signed as an undrafted free agent by Houston on 5/16/14 ... Signed by Jacksonville on 4/2/19

PRO (GAMES PLAYED/STARTED - 73/16, 4/1)

- Career totals include 2,407 rushing yards and eight TDs on 673 rushing attempts
- Has also totaled 470 receiving yards and two TDs on 69 receptions

2018 (w/ HOU - 16/2, 1/0)

Registered 499 rushing yards on 150 carries and recorded career highs in receptions (20) and receiving yards (154)

- **10/7 vs. Dallas:** Rushed 20 times for 46 yards and notched a career-high eight receptions for 73 yards

2017 (w/ HOU - 11/0)

Rushed for 262 yards on 71 carries and one TD in 11 games played

- **12/25 vs. Pittsburgh:** Carried the ball 16 times for a season-high 108 yards, including a career-long 48-yard rush

2016 (w/ HOU - 14/2, 2/0)

Compiled 420 yards rushing on 100 carries and one TD in 14 games played

- **12/24 vs. Cincinnati:** Started and carried the ball 21 times for 73 yards and one TD

2015 (w/ HOU - 16/9, 1/1)

Played in all 16 games (nine starts) for the second straight year and set single season career highs in rushing yards (698), carries (183) and 100-yard rushing games (three)

- **9/27 vs. Tampa Bay:** Recorded the second-most rushing attempts (31) and rushing yards (139) in a single game of his career
- **12/20 at Indianapolis:** Led the team with 107 rushing yards on 20 carries (5.4 avg.), including a season-long 41-yard run

2014 (w/ HOU - 16/3, 1/1)

Played in all 16 games and finished the season with 528 yards, which was the fourth-highest total for a rookie rusher in franchise history

- **11/16 at Cleveland:** Set the franchise record for carries in a game with 36 and tied a rookie rushing record with 156 yards

COLLEGE (AT LSU, 2010-13)

- Played four seasons (2010-13) at Louisiana State University and rushed for 1,253 yards and 11 TD

PERSONAL

- Attended Hahnville (Boutte, La.) High School and rushed for 1,695 yards and 25 TDs as a senior in 2009
- Earned Class 5A first-team all-state honors in 2009 after notching 600 rushing yards and 10 TDs as a junior

REGULAR SEASON STATISTICS

YEAR	TEAM	GP/GS	RUSHING					RECEIVING				
			NO	YDS	AVG	LG	TD	NO	YDS	AVG	LG	TD
2014	HOU	16/3	169	528	3.1	46	2	15	113	7.5	22	1
2015	HOU	16/9	183	698	3.81	41	2	15	109	7.3	21	1
2016	HOU	14/2	100	420	4.2	25	1	12	40	3.3	12	0
2017	HOU	11/0	71	262	3.69	48	1	7	54	7.7	14	0
2018	HOU	16/2	150	499	3.33	17	2	20	154	7.7	28	0
Career totals:		73/16	673	2,407	3.58	48	8	69	470	6.8	28	2

Single Game Career Highs

Rushing attempts:
36 (11/16/14 at Cle.)

Longest rush:
48 (12/25/17 vs. Pit.)

Receptions:
8 (10/7/18 vs. Dallas)

Longest reception:
31 (11/11/18 at IND)

Rushing yards:
156 (11/16/14 at Cle.)

Rushing touchdowns:
1 (eight times, last: 12/9/18 vs. Ind.)

Receiving yards:
73 (10/7/18 vs. Dallas)

Receiving touchdowns:
1 (two times, last: 11/11/18 at IND)

POSTSEASON STATISTICS

YEAR	TEAM	GP/GS	RUSHING					RECEIVING				
			NO	YDS	AVG	LG	TD	NO	YDS	AVG	LG	TD
2015	HOU	1/1	17	99	5.8	49	0	0	0	0.0	0	0
2016	HOU	2/0	3	6	2.0	4	0	0	0	0.0	0	0
2018	HOU	1/0	2	8	4.0	4	0	2	11	5.5	6	0
Career totals:		4/1	22	113	5.1	49	0	2	11	5.5	6	0

2018 GAME-BY-GAME STATISTICS

DATE	OPP	RUSHING					RECEIVING				
		NO	YDS	AVG	LG	TD	NO	YDS	AVG	LG	TD
09/09	at New England	5	36	7.2	17	1	0	0	0.0	0	0
09/16	at Tennessee	7	36	5.1	8	0	0	0	0.0	0	0
09/23	at NYG	4	13	3.3	6	0	1	4	4.0	4	0
09/30	at Indianapolis	13	31	2.4	10	0	0	0	0.0	0	0
10/07	vs. Dallas	20	46	2.3	17	0	8	73	9.1	28	0
10/14	at Buffalo	7	26	3.7	17	0	2	17	8.5	14	0
10/21	at Jacksonville	8	28	3.5	7	0	0	0	0.0	0	0
10/25	vs. Miami	15	42	2.8	12	0	0	0	0.0	0	0
11/04	at Denver	15	39	2.60	7	0	0	0	0.0	0	0
11/11	BYE WEEK										
11/18	at Washington	8	46	5.8	16	0	0	0	0.0	0	0
11/26	vs. Tennessee	13	49	3.8	9	0	1	13	13.0	13	0
12/02	vs. Cleveland	13	54	4.2	17	0	0	0	0.0	0	0
12/09	vs. Indianapolis	6	21	3.5	11	1	0	0	0.0	0	0
12/15	vs. NYJ	9	6	0.6	5	0	2	9	4.5	6	0
12/23	at Philadelphia	4	14	3.50	5	0	4	26	6.5	9	0
12/30	vs. Jacksonville	3	12	4.00	6	0	2	12	6.0	7	0
2018 totals:		150	499	3.33	17	2	20	154	7.7	28	0
01/05	vs. Indianapolis	2	8	4.0	0	4	2	11	5.5	6	0
Postseason totals:		2	8	4.0	0	4	2	11	5.5	6	0

2017 GAME-BY-GAME STATISTICS

DATE	OPP	RUSHING					RECEIVING				
		NO	YDS	AVG	LG	TD	NO	YDS	AVG	LG	TD
09/10	vs. Jacksonville										
09/14	at Cincinnati										
09/24	at New England										
10/01	vs. Tennessee	4	12	3.0	8	0	0	0	0.0	0	0
10/08	vs. Kansas City	0	0	0	0	0	0	0	0.0	0	0
10/15	vs. Cleveland	0	0	0	0	0	0	0	0.0	0	0
10/22	BYE WEEK										
10/29	at Seattle	5	21	4.2	7	0	0	0	0.0	0	0
11/05	vs. Indianapolis	0	0	0	0	0	0	0	0.0	0	0
11/12	at L.A. Rams	4	10	2.50	7	0	0	0	0.0	0	0
11/19	vs. Arizona										
11/27	at Baltimore	8	15	1.88	6	0	2	11	5.5	14	0
12/03	at Tennessee	4	2	0.50	3	0	1	7	7.0	7	0
12/10	vs. San Francisco										
12/17	at Jacksonville	12	55	4.6	7	0	0	0	0.0	0	0
12/25	vs. Pittsburgh	16	108	6.8	48	0	0	0	0.0	0	0
12/31	at Indianapolis	18	39	2.2	8	1	4	36	9.0	12	0
2017 totals:		71	262	3.7	48	1	7	54	7.7	14	0

21



A.J. BOUYE

CORNERBACK
6-0 | 191 LBS | 8-16-1991
CENTRAL FLORIDA
TUCKER, GEORGIA
ACQ: UNRESTRICTED FREE AGENT 2017
EXP: 7TH YEAR



TRANSACTIONS

Originally signed by Houston as an undrafted rookie on 5/10/13 ... Re-signed by Houston as a restricted free agent on 3/28/16 ... Signed by Jacksonville as an unrestricted free agent on 3/10/17

PRO (GAMES PLAYED/STARTED - 79/48, 6/5)

- Career totals include 240 tackles (208 solo), 57 passes defended, 13 INTs, 1.0 sack, one forced fumble and one fumble recovery
- Earned first career Pro Bowl nod and second-team Associated Press All-Pro honors in 2017

2018 (w/ JAX - 13/13)

Ranked tied for fifth on the team with 54 tackles ... Part of a secondary that was ranked second overall in passing defense in the NFL

- **10/7 at K.C.:** Started at RCB and recorded five tackles (four solo), one INT and totaled two passes defended

2017 (w/ JAX - 16/16, 3/3)

Tied for third in the NFL with six INTs ... Part of a secondary that was ranked the number one passing defense in the NFL

- **11/12 vs. LAC:** Started at RCB and recorded four tackles (three solo), one pass defended and an INT in overtime that set up K Josh Lambo's game-winning FG
- **11/19 at CLE:** Started at RCB and recorded two solo tackles, one pass defended and one INT, which set a new career-high INT mark

2016 (w/ HOU - 15/11, 1/0)

Led the team and tied for ninth in the NFL with 16 passes defended ... Set career highs with 11 starts, 62 tackles, 16 passes defended, two tackles for loss and one QB hit ... Tied with ATL DB **Robert Alford** for the most passes defended in the postseason (six)

2015 (w/ HOU - 15/2, 1/0)

- **12/20 at IND:** Intercepted IND QB Matt Hasselbeck in the fourth quarter to clinch the Houston victory

2014 (w/ HOU - 15/15)

Finished tied for the team lead with three INTs ... Ranked sixth in the NFL with 120 INT return yards

2013 (w/ HOU - 6/0)

Played in six games and recorded two special teams tackles before being placed on the Reserve/Injured List with a hamstring injury on Oct. 16

COLLEGE (AT CENTRAL FLORIDA, 2009-12)

- Started 21 of 43 career games at CB, compiling 110 tackles (78 solo), six INTs, 1.0 sack, two fumble recoveries and one forced fumble
- Returned from injury to start all 14 games as a senior, finishing with 53 tackles, three INTs, two fumble recoveries and one forced fumble en route to All-Conference USA second-team honors
- Started seven games as a junior, recording 21 tackles (19 solo) and two INTs before missing the final five games of the season due to injury

PERSONAL

- Helped lead Tucker (Georgia) High School to a 14-1 record and a state championship during his senior season
- Named first-team all-county after recording 35 tackles as a senior with six INTs while also scoring three TDs on offense and twice on returns
- Recorded 40 tackles and one INT as a junior
- Was a member of the school's merit roll and R.O.T.C.

REGULAR SEASON STATISTICS

YEAR	TEAM	GP/GS	TKL	SOLO	ASST	SACKS	FF	FR	PD	INT
2013	HOU	6/0	0	0	0	0.0	0	0	0	0
2014	HOU	14/6	54	47	7	0.0	1	1	10	3
2015	HOU	15/2	14	14	0	0.0	0	0	6	2
2016	HOU	15/11	62	48	14	1.0	0	0	16	1
2017	JAX	16/16	56	53	3	0.0	0	0	18	6
2018	JAX	13/13	54	46	8	0.0	0	0	8	1
NFL totals:		6 yrs. 79/48	240	208	32	1.0	1	1	57	13

Additional statistics: special teams tackles (nine); 2013 - two, 2014 - five, 2015 - two

Single Game Career Highs

Tackles: 11 (10/24/16 at DEN)
INTs: 2 (12/10/17 vs. SEA)

Forced fumbles: 1 (12/14/14 at IND)
Fumble recoveries: 1 (12/14/14 at IND)

Passes defended: 4 (12/10/17 vs. SEA)

POSTSEASON CAREER STATISTICS

YEAR	TEAM	GP/GS	TKL	SOLO	ASST	SACKS	FF	FR	PD	INT
2015	HOU	1/0	1	1	0	0.0	0	0	0	0
2016	HOU	2/2	7	5	2	0.0	1	0	6	2
2017	JAX	3/3	16	14	2	0.0	0	0	1	0
NFL totals:		7 yrs. 6/5	24	20	4	0.0	1	0	7	2

2018 GAME-BY-GAME STATISTICS

DATE	OPP	TKL	SOLO	ASST	ST	SACK	FF	FR	PD	INT
09/09	at N.Y. Giants	4	2	2	0	0.0	0	0	0	0
09/16	vs. New England	4	4	0	0	0.0	0	0	0	0
09/23	vs. Tennessee	3	3	0	0	0.0	0	0	0	0
09/30	vs. N.Y. Jets	2	2	0	0	0.0	0	0	1	0
10/07	at Kansas City	5	4	1	0	0.0	0	0	2	1
10/14	at Dallas	6	5	1	0	0.0	0	0	2	0
10/21	vs. Houston	6	5	1	0	0.0	0	0	0	0
10/28	vs. Philadelphia	INACTIVE								
BYE WEEK										
11/11	at Indianapolis	INACTIVE								
11/18	vs. Pittsburgh	6	5	1	0	0.0	0	0	1	0
11/25	at Buffalo	2	2	0	0	0.0	0	0	1	0
12/02	vs. Indianapolis	6	6	0	0	0.0	0	0	1	0
12/06	at Tennessee	5	4	1	0	0.0	0	0	0	0
12/16	vs. Washington	2	1	1	0	0.0	0	0	0	0
12/23	at Miami	3	3	0	0	0.0	0	0	0	0
12/30	at Houston	INACTIVE								
2018 totals:		54	46	8	0	0.0	0	0	8	1

#21 A.J. BOUYE

2017 GAME-BY-GAME STATISTICS

DATE	OPP	TKL	SOLO	ASST	ST	SACKS	FF	FR	PD	INT
09/10	at Houston	6	5	1	0	0.0	0	0	2	0
09/17	vs. Tennessee	6	6	0	0	0.0	0	0	1	0
09/24	vs. Baltimore	0	0	0	0	0.0	0	0	1	1
10/01	at New York Jets	2	2	0	0	0.0	0	0	2	1
10/08	at Pittsburgh	3	3	0	0	0.0	0	0	1	0
10/15	vs. LA Rams	4	4	0	0	0.0	0	0	1	0
10/22	at Indianapolis	5	5	0	0	0.0	0	0	2	0
BYE WEEK										
11/05	vs. Cincinnati	0	0	0	0	0.0	0	0	0	0
11/12	vs. LA Chargers	4	3	1	0	0.0	0	0	1	1
11/19	at Cleveland	2	2	0	0	0.0	0	0	1	1
11/26	at Arizona	4	4	0	0	0.0	0	0	1	0
12/03	vs. Indianapolis	7	7	0	0	0.0	0	0	0	0
12/10	vs. Seattle	2	2	0	0	0.0	0	0	4	2
12/17	vs. Houston	4	4	0	0	0.0	0	0	0	0
12/24	at San Francisco	3	3	0	0	0.0	0	0	1	0
12/31	at Tennessee	4	3	1	0	0.0	0	0	0	0
2017 totals:		56	53	3	0	0.0	0	0	18	6
01/07	vs. Buffalo	5	4	1	0	0.0	0	0	1	0
01/14	at Pittsburgh	5	4	1	0	0.0	0	0	0	0
01/21	at New England	6	6	0	0	0.0	0	0	0	0
Postseason totals:		16	14	2	0	0.0	0	0	1	0

2016 GAME-BY-GAME STATISTICS

DATE	OPP	TKL	SOLO	ASST	ST	SACKS	FF	FR	PD	INT
09/11	vs. Chicago	3	3	0	0	1.0	0	0	1	0
09/18	vs. Kansas City	4	3	1	0	0.0	0	0	2	0
09/22	at New England	1	1	0	0	0.0	0	0	0	0
10/02	vs. Tennessee	2	1	1	0	0.0	0	0	3	0
10/09	at Minnesota	2	2	0	0	0.0	0	0	0	0
10/16	vs. Indianapolis	4	3	1	0	0.0	0	0	0	0
10/24	at Denver	11	9	2	0	0.0	0	0	2	0
10/30	vs. Detroit	5	5	0	0	0.0	0	0	1	0
BYE WEEK										
11/13	at Jacksonville					INACTIVE				
11/21	at Oakland	2	1	1	0	0.0	0	0	1	1
11/27	vs. San Diego	7	5	2	0	0.0	0	0	1	0
12/04	at Green Bay	4	3	1	0	0.0	0	0	0	0
12/11	at Indianapolis	3	1	2	0	0.0	0	0	1	0
12/18	vs. Jacksonville	2	1	1	0	0.0	0	0	0	0
12/24	vs. Cincinnati	9	9	0	0	0.0	0	0	3	0
01/01	at Tennessee	3	2	1	0	0.0	0	0	1	0
2016 totals:		62	48	14	0	1.0	0	0	16	1
01/07	vs. Oakland	2	0	2	0	0.0	0	0	4	1
01/14	at New England	5	5	0	0	0.0	1	0	2	1
Postseason totals:		7	5	2	0	0.0	1	0	6	2

2015 GAME-BY-GAME STATISTICS

DATE	OPP	TKL	SOLO	ASST	ST	SACKS	FF	FR	PD	INT
09/13	vs. Kansas City	1	1	0	0	0.0	0	0	0	0
09/20	at Carolina	0	0	0	0	0.0	0	0	0	0
09/27	vs. Tampa Bay	0	0	0	0	0.0	0	0	0	0
10/04	at Atlanta	1	1	0	0	0.0	0	0	0	0
10/08	vs. Indianapolis	1	1	0	0	0.0	0	0	0	0
10/18	at Jacksonville	7	7	0	0	0.0	0	0	2	1
10/25	at Miami	1	1	0	0	0.0	0	0	0	0
11/01	vs. Tennessee	0	0	0	0	0.0	0	0	0	0
BYE WEEK										
11/16	at Cincinnati	0	0	0	0	0.0	0	0	0	0
11/22	vs. New York Jets	0	0	0	0	0.0	0	0	1	0
11/29	vs. New Orleans					INACTIVE				
12/06	at Buffalo	0	0	0	0	0.0	0	0	1	0
12/13	vs. New England	0	0	0	0	0.0	0	0	0	0
12/20	at Indianapolis	0	0	0	0	0.0	0	0	2	1
12/27	at Tennessee	2	2	0	0	0.0	0	0	0	0
01/03	vs. Jacksonville	1	1	0	0	0.0	0	0	1	0
2015 totals:		14	14	0	0	0.0	0	0	6	2
01/09	vs. Kansas City	1	1	0	0	0.0	0	0	0	0
Postseason totals:		1	1	0	0	0.0	0	0	0	0

2014 GAME-BY-GAME STATISTICS

DATE	OPP	TKL	SOLO	ASST	ST	SACKS	FF	FR	PD	INT
09/07	vs. Washington	3	3	0	0	0.0	0	0	1	0
09/14	at Oakland	8	7	1	0	0.0	0	0	0	0
09/21	at N.Y. Giants	3	1	2	0	0.0	0	0	0	0
09/28	vs. Buffalo					INACTIVE				
10/05	at Dallas					INACTIVE				
10/09	vs. Indianapolis	3	2	1	0	0.0	0	0	2	0
10/20	at Pittsburgh	1	0	0	0	0.0	0	0	0	0
10/26	at Tennessee	2	1	1	0	0.0	0	0	0	0
11/02	vs. Philadelphia	6	5	1	0	0.0	0	0	1	1
BYE WEEK										
11/16	at Cleveland	9	8	1	0	0.0	0	0	1	0
11/23	vs. Cincinnati	4	4	0	0	0.0	0	0	0	0
11/30	vs. Tennessee	3	3	0	0	0.0	0	0	1	1
12/07	at Jacksonville	3	3	0	0	0.0	0	0	0	0
12/14	at Indianapolis	3	3	0	0	0.0	1	1	0	0
12/21	vs. Baltimore	3	3	0	0	0.0	0	0	3	1
12/28	vs. Jacksonville	3	3	0	0	0.0	0	0	1	0
2014 totals:		54	47	7	0	0.0	1	1	10	3

2013 GAME-BY-GAME STATISTICS

DATE	OPP	TKL	SOLO	ASST	ST	SACKS	FF	FR	PD	INT
09/09	at San Diego	0	0	0	0	0.0	0	0	0	0
09/15	vs. Tennessee	0	0	0	0	0.0	0	0	0	0
09/22	at Baltimore	0	0	0	0	0.0	0	0	0	0
09/29	vs. Seattle	0	0	0	0	0.0	0	0	0	0
10/06	at San Francisco	0	0	0	0	0.0	0	0	0	0
10/13	vs. St. Louis	0	0	0	0	0.0	0	0	0	0
10/20	at K.C.					INJURED RESERVE				
BYE WEEK										
11/03	vs. Indianapolis					INJURED RESERVE				
11/10	at Arizona					INJURED RESERVE				
11/17	vs. Oakland					INJURED RESERVE				
11/24	vs. Jacksonville					INJURED RESERVE				
12/01	vs. New England					INJURED RESERVE				
12/05	at Jacksonville					INJURED RESERVE				
12/15	at Indianapolis					INJURED RESERVE				
12/22	vs. Denver					INJURED RESERVE				
12/29	at Tennessee					INJURED RESERVE				
2013 totals:		0	0	0	0	0.0	0	0	0	0



90



TAVEN BRYAN

DEFENSIVE LINEMAN
6-5 | 291 LBS | 3-11-1996
FLORIDA
CASPER, WYOMING
ACQ: FIRST ROUND OF 2018 DRAFT (29TH)
EXP: 2ND YEAR



TRANSACTIONS

Originally drafted by Jacksonville in the first round (29th overall) of the 2018 NFL Draft

PRO (GAMES PLAYED/STARTED - 16/1)

Second-year defensive lineman who played in all 16 games during his rookie season

2018 (w/ JAX - 16/1)

Saw action in all 16 games during his rookie campaign, making one start ... Amassed 20 tackles (13) solo, 1.0 sacks and three tackles-for-loss on the season

- **9/9 at NYG:** Assisted on one tackle and saw action on special teams in his NFL debut
- **11/25 at BUF:** Recorded two tackles, including one tackle for loss
- **12/6 at TEN:** Made his first career start at DT and recorded three tackles
- **12/16 vs. WAS:** Recorded three tackles, including one for loss
- **12/30 at HOU:** Recorded 1.0 sack, the first of his career

COLLEGE (AT FLORIDA, 2014-17)

- Appeared in 36 games with 14 starts
- Named Associated Press All-SEC second team after his junior year
- Career totals include 67 tackles (31 solo), 10.5 tackles for loss, 5.5 sacks, two-forced fumbles and three fumble recoveries

PERSONAL

- Father, Brandy, spent four years as a Navy SEAL
- Has one sister, Chelcey
- Walk-up song in Arlington, Texas after being selected was, "Hail To The King" by Avenged Sevenfold
- Midget league football team in Wyoming was called the 'Jaguars'
- Nickname: Wyoming Wildman
- Attended Notrona County High School (Wyo.) and helped lead the team to a 41-6 record in his final three seasons, including back-to-back state titles in 2012 and 2013
- Unanimously selected as the 2013 Conference Defensive Player of the Year
- Named to the All-State First Team on both the offensive and defensive line

REGULAR SEASON STATISTICS


YEAR	TEAM	GP/GS	TKL	SOLO	ASST	SACKS	FF	FR	PD	TFL
2018	JAX	16/1	20	13	7	1.0	0	0	0	3
NFL totals: 1 yr.		16/1	20	13	7	1.0	0	0	0	3

2018 GAME-BY-GAME STATISTICS

DATE	OPP	TKL	SOLO	ASST	SACKS	FF	FR	PD	TFL	
09/09	at N.Y. Giants	1	0	1	0.0	0	0	0	0	
09/16	vs. New England	0	0	0	0.0	0	0	0	0	
09/23	vs. Tennessee	1	1	0	0.0	0	0	0	0	
09/30	vs. N.Y. Jets	2	1	1	0.0	0	0	0	0	
10/07	at Kansas City	2	1	1	0.0	0	0	0	0	
10/14	at Dallas	2	1	1	0.0	0	0	0	0	
10/21	vs. Houston	0	0	0	0.0	0	0	0	0	
10/28	vs. Philadelphia	1	1	0	0.0	0	0	0	0	
BYE WEEK										
11/11	at Indianapolis	0	0	0	0.0	0	0	0	0	
11/18	vs. Pittsburgh	1	1	0	0.0	0	0	0	0	
11/25	at Buffalo	2	2	0	0.0	0	0	0	1	
12/02	vs. Indianapolis	1	1	0	0.0	0	0	0	0	
12/06	at Tennessee	3	0	3	0.0	0	0	0	0	
12/16	vs. Washington	3	3	0	0.0	0	0	0	0	
12/23	at Miami	0	0	0	0.0	0	0	0	0	
12/30	at Houston	1	1	0	1.0	0	0	0	1	
2018 totals:		20	13	7	1.0	0	0	0	3	



93



CALAIS CAMPBELL

DEFENSIVE LINEMAN
6-8 | 300 LBS | 9-1-1986
MIAMI (FLA.)
AURORA, COLORADO
ACQ: UNRESTRICTED FREE AGENT 2017
EXP: 12TH YEAR



TRANSACTIONS

Originally drafted by Buffalo in the first round (third overall) of the 2011 NFL draft ... Traded to Jacksonville for a 2018 sixth-round draft pick on 10/28/17

PRO (GAMES PLAYED/STARTED - 170/152, 12/7)

- Four-time Pro Bowl selection (2014, 2015, 2018, 2019)
- Recipient of the 2019 Bart Starr Award, given to the NFL player who best exemplifies outstanding character and leadership in the home, on the field and in the community
- Has 25.0 sacks in two seasons with the Jaguars to rank 7th in team history
- Since he was drafted in 2008, his 141 tackles for loss are the second-most in the NFL among active players (**J.J. Watt** - 154 TFL)
- Has registered 10 consecutive seasons with at least 5.0 sacks, tied for the longest streak in the NFL among defensive linemen with CAR's **Julius Peppers**
- Recorded at least 6.0 sacks in eight of the last nine seasons (2009-18)
- One of four defensive linemen to register at least 30 passes defended since 2011
- His 152 career starts are second-most among all active defensive linemen, trailing only DEN's **Domata Peko** (186)
- Earned Associated Press first-team All-Pro honors as a DE and second-team All-Pro honors as a DT in 2017
- Named the 2017 Defensive Player of the Year by the PFWA and Sporting News
- Named the 2017 AFC Defensive Player of the Year by the NFL 101 Awards

2018 (w/ JAX - 16/16)

Selected as a defensive captain by his teammates for the 2018 season ... Set a single-season career high with 20 TFLs ... Became the first player in franchise history to record double-digit sacks in consecutive seasons ... Led the team with 10.5 sacks after posting a franchise record 14.5 sacks in 2017 ... Tied his career-high with 72 tackles

- **9/9 at NYG:** Started at DE and recorded three solo tackles, including 1.0 sack and one tackle for a loss
- **9/16 vs. N.E.:** Started at DE and recorded one tackle and one QB hit
- **9/23 vs. TEN:** Started at DE and recorded five tackles, including 2.0 sacks, which marked his fifth two-sack game as a Jaguars, and one tackle for loss
- **9/30 vs. NYJ:** Started at DE and recorded three tackles (two solo)
- **10/7 at K.C.:** Started at DE and recorded five tackles (three solo), including one tackle for loss
- **10/14 at DAL:** Started at DE and recorded six tackles (four solo), including 1.0 sack, bringing his career total to 75.0, and a tie for the team lead with 4.0 through six games
- **10/21 vs. HOU:** Started at DE and led the team with a season-high nine tackles (five solo)
- **10/28 vs. PHI:** Started at DE and recorded six tackles (four solo), including 1.0 sack and a tackle for loss
- **11/11 at IND:** Started at DE and recorded five tackles, including two for loss
- **11/18 vs. PIT:** Started at DE and recorded four tackles (two solo), including 1.0 sack
- **11/25 at BUF:** Started at DE and recorded four tackles (three solo)
- **12/2 vs. IND:** Started at DE and recorded two tackles for loss, including 1.0 sack and one pass defended
- **12/6 at TEN:** Started at DE and recorded two tackles, including one for loss
- **12/16 vs. WAS:** Started at DE and recorded eight tackles (six solo), including 1.0 sack and a tackle for loss
- **12/23 at MIA:** Started at DE and recorded three tackles, including 1.0 sack and a tackle for loss, in which he forced a fumble and recovered the ball
- **12/30 at HOU:** Started at DE and recorded seven tackles (five solo), including 1.5 sacks

2017 (w/ JAX - 16/16, 3/3)

Campbell's 14.5 sacks were second in the NFL and broke **Tony Brackens'** team record of 12.0 sacks in 1999 for sacks in a single season

- **9/10 at HOU:** Started at DE and tied for second on the team with six tackles (four solo), two tackles for a loss and set a Jaguars franchise record for most sacks in a single game with four, which also was a career-high ... Campbell's 3.5 sacks in the first half were the most sacks by a single player in a half since 2015 (**Khalil Mack**, Week 14, 2015, 5.0; **Cameron Wake**, Week 6, 2015, 4.0)
- **9/17 vs. TEN:** Started at DE and recorded four solo tackles
- **9/24 vs. BAL:** Started at DE and totaled three tackles (two solo), one forced fumble and a half of a sack
- **10/1 at NYJ:** Started at DE and recorded six tackles (three solo), one tackle for a loss and one sack

- **10/15 vs LAR:** Started at DE and recorded five tackles (four solo), two sacks, two tackles for a loss and one pass defended
- **10/22 at IND:** Started at DE and recorded four tackles (two solo), two sacks, one tackle for a loss and one forced fumble ... Fourth consecutive game recording at least one sack ... Set a career high with his 10th sack on the season
- **11/5 vs. CIN:** Started at DE and recorded two solo tackles, one sack and two tackles for a loss
- **11/19 at CLE:** Started at DE and recorded two tackles (one solo), 0.5 sack and a forced fumble
- **11/26 at ARI:** Started at DE and recorded three solo tackles, one tackle for a loss and a fumble recovery, which he returned 10 yards for a TD, the second of his career
- **12/3 vs. IND:** Started at DE and recorded four solo tackles, one sack and one tackle for a loss ... Broke **Tony Brackens'** franchise record of 12 sacks (1999) in a single season as he reached 12.5 sacks this season
- **12/17 vs. HOU:** Started at DE and led the team with five solo tackles and recorded two sacks, two tackles for a loss and one pass defended
- **12/24 at S.F.:** Started at DE and recorded eight tackles (five solo) and two passes defended
- **12/31 at TEN:** Started at DE and recorded seven tackles (four solo) and two tackles for a loss
- **1/7 vs. BUF:** Started at DE and recorded six tackles (three solo) and four quarterback hits

2016 (w/ ARI, 16/16)

Started 16 games for the second consecutive season and fourth time in his career ... Recorded 53 tackles (34 solo), 8.0 sacks, one INT, two forced fumbles and 12 tackles for a loss ... His 8.0 sacks tied for the second-highest total in his career and his highest total since 2013 (9.0)

- **10/06 at SF:** Recorded four tackles (three solo), 2.0 sacks, one INT and two tackles for a loss
- **10/30 at CAR:** Totaled a season-high nine tackles and two QB hits
- **1/1 at L.A.:** Registered three tackles, 1.5 sacks and a tackle for a loss

2015 (w/ ARI, 16/16, 2/2)

Started 16 games for the third time in his career and led the defensive line with 61 tackles ... Tied for the team lead with 16 tackles for loss ... Chosen as a defensive captain for the second consecutive season ... Named to his second consecutive Pro Bowl

- **10/4 vs STL:** Tied his career high with a team-leading 11 tackles (10 solo)
- **12/27 vs. GB:** Recorded six tackles (five solo), a season high 2.5 sacks and three tackles for a loss

2014 (w/ ARI, 14/14, 1/1)

Chosen as a defensive captain for the first time in his career ... Led the defensive line with 58 tackles, was second on the team with 7.0 sacks and led the team with 16 tackles for a loss ... Earned his first Pro Bowl selection

- **9/14 at NYG:** Set season high with 10 solo tackles and recorded 1.0 sack and three tackles for a loss
- **10/5 at DEN:** Registered two solo tackles, one INT and one tackle for a loss
- **11/23 at SEA:** Set a career high registering 3.0 sacks

2013 (w/ ARI, 16/16)

Started all 16 games and led the defensive line with 58 tackles ... Set a career high with 9.0 sacks, which was second highest on the team ... Tied for the team lead with 14 tackles for a loss ... Named a Pro Bowl alternate

- **10/6 vs. CAR:** Recorded four solo tackles, a forced fumble and 2.0 sacks
- **10/17 vs. SEA:** Totaled a season-high eight tackles (seven solo), a fumble recovery and one tackle for a loss
- **12/22 at SEA:** Registered four tackles (three solo), 2.0 sacks and two tackles for a loss

2012 (w/ ARI, 13/12)

Played in 13 with 12 starts ... Led the defensive line with 63 tackles and finished second on the team with 6.5 sacks

- **9/16 at NE:** Recorded a season-high 10 tackles, 2.0 sacks and two tackles for a loss

2011 (w/ ARI, 16/16)

Started all 16 games for the first time and posted a career-high 72 tackles and team leading 8.0 sacks

- **9/25 at SEA:** Recorded 10 tackles (five solo), 2.5 sacks and two TFL
- **11/6 vs. STL:** Registered six solo tackles, 2.0 sacks and three tackles for a loss

#93 CALAIS CAMPBELL

• **11/13 at PHI:** Recorded his first career interception, picking off a QB Michael Vick pass

2010 (w/ ARI, 15/15)

Totalled 60 tackles and led the team with 6.0 sacks
 • **12/19 at CAR:** Recorded a season-high 11 tackles (nine solo), 1.0 sack and four tackles for a loss

2009 (w/ ARI, 16/15, 2/1)

Saw action in all 16 games and started 15 ... Recorded 48 tackles, 7.0 sacks and also blocked two field goals
 • **9/20 at JAX:** Credited with his first career sack with 0.5 sack of QB David Garrard
 • **10/18 at SEA:** Registered three tackles, 1.5 sacks and had two tackles for a loss
 • **11/22 at STL:** Recorded two solo tackles and a forced fumble

2008 (w/ ARI, 16/0, 4/0)

Played in all 16 games and all four postseason games, including Super Bowl XLIII, in his rookie season and was a key contributor on special teams, totaling seven special teams tackles
 • **9/7 at SF:** Recorded first-career tackle

COLLEGE (AT MIAMI (FLA.), 2005-07)

• Played in 36 career games, starting 25 for the Hurricanes
 • Career totals include 158 tackles, 19.5 sacks and 39 tackles for a loss
 • Two-time All-ACC selection

PERSONAL

• Attended South (Aurora, Colo.) High School and was a two-time All-State selection
 • As a senior, recorded 19.0 sacks, 188 tackles and two interceptions
 • Garnered All-State accolades in basketball in his junior year
 • Recipient of the 2015 Pop Warner Humanitarian Award, given to an individual who portrays both outstanding athletic achievement and high humanitarian principles while serving as an inspiration to the youth of today
 • Twitter handle is @Campbell93

REGULAR SEASON STATISTICS

YEAR	TEAM	GP/GS	TKL	SOLO	ASST	SACKS	FF	FR	PD	TFL
2008	ARI	16/0	21	17	4	0.0	1	0	1	2
2009	ARI	16/15	46	35	11	7.0	1	0	5	8
2010	ARI	15/15	60	46	14	6.0	0	1	2	13
2011	ARI	16/16	72	53	19	8.0	2	1	10	13
2012	ARI	13/12	63	50	13	6.5	0	0	6	13
2013	ARI	16/16	58	45	13	9.0	1	2	6	14
2014	ARI	14/14	58	48	10	7.0	1	0	3	16
2015	ARI	16/16	61	46	15	5.0	0	1	3	16
2016	ARI	16/16	53	34	19	8.0	2	3	6	12
2017	JAX	16/16	67	47	20	14.5	3	1	3	14
2018	JAX	16/16	72	53	19	10.5	1	1	1	20
NFL totals: 11 yrs.		170/152	631	474	157	81.5	12	10	46	141

Single Game Career Highs

Tackles: 11 (two times; last 10/4/15 vs. STL)
Sacks: 4.0 (9/10/17 at HOU)
Forced fumbles: 1 (twelve times; last: 12/23/18 at MIA)
Fumble recoveries: 1 (ten times; last: 12/23/18 at MIA)
Interceptions: 1 (three times; last: 10/6/16 at S.F.)
Additional Statistics: Three career interceptions

POSTSEASON CAREER STATISTICS

YEAR	TEAM	GP/GS	TKL	SOLO	ASST	SACKS	FF	FR	PD	TFL
2008	ARI	4/0	4	3	1	0.0	0	0	1	0
2009	ARI	2/1	5	5	0	0.0	0	0	0	0
2014	ARI	1/1	4	0	4	0.0	0	0	0	0
2015	ARI	2/2	5	1	4	0.0	0	0	1	0
2017	JAX	3/3	11	7	4	0.0	0	0	0	0
NFL totals: 11 yrs.		12/7	29	16	13	0.0	0	0	2	0

2018 GAME-BY-GAME STATISTICS

DATE	OPP	TKL	SOLO	ASST	SACKS	FF	FR	PD	TFL	
09/09	at N.Y. Giants	3	3	0	1.0	0	0	0	2	
09/16	vs. New England	1	1	0	0.0	0	0	0	0	
09/23	vs. Tennessee	5	5	0	2.0	0	0	0	3	
09/30	vs. N.Y. Jets	3	2	1	0.0	0	0	0	0	
10/07	at Kansas City	5	3	2	0.0	0	0	0	1	
10/14	at Dallas	6	4	2	1.0	0	0	0	1	
10/21	vs. Houston	9	5	4	0.0	0	0	0	0	
10/28	vs. Philadelphia	6	4	2	1.0	0	0	0	2	
BYE WEEK										
11/11	at Indianapolis	5	5	0	0.0	0	0	0	2	
11/18	vs. Pittsburgh	4	2	2	1.0	0	0	0	1	
11/25	at Buffalo	4	2	2	0.0	0	0	0	0	
12/02	vs. Indianapolis	2	2	0	1.0	0	0	1	2	
12/06	at Arizona	2	1	1	0.0	0	0	0	1	
12/16	vs. Washington	8	6	2	1.0	0	0	0	2	
12/23	at Miami	3	3	0	1.0	1	1	0	2	
12/30	at Houston	7	5	2	1.5	0	0	0	1	
2018 totals:		72	53	19	10.5	1	1	1	20	

2017 GAME-BY-GAME STATISTICS

DATE	OPP	TKL	SOLO	ASST	SACKS	FF	FR	PD	TFL	
09/10	at Houston	6	4	2	4.0	0	0	0	2	
09/17	vs. Tennessee	4	4	0	0.0	0	0	0	0	
09/24	vs. Baltimore	3	2	1	0.5	1	0	0	0	
10/01	at New York Jets	6	3	3	1.0	0	0	0	1	
10/08	at Pittsburgh	4	1	3	0.5	0	0	0	0	
10/15	vs. LA Rams	5	4	1	2.0	0	0	1	2	
10/22	at Indianapolis	4	2	2	2.0	1	0	0	1	
BYE WEEK										
11/05	vs. Cincinnati	2	2	0	1.0	0	0	0	2	
11/12	vs. LA Chargers	3	2	1	0.0	0	0	0	0	
11/19	at Cleveland	2	1	1	0.5	1	0	0	0	
11/26	at Arizona	3	3	0	0.0	0	1	0	1	
12/03	vs. Indianapolis	4	4	0	1.0	0	0	0	1	
12/10	vs. Seattle	1	1	0	0.0	0	0	0	0	
12/17	vs. Houston	5	5	0	2.0	0	0	1	2	
12/24	at San Francisco	8	5	3	0.0	0	0	1	0	
12/31	at Tennessee	7	4	3	0.0	0	0	0	2	
2017 totals:		67	47	20	14.5	3	1	3	14	
01/07	vs. Buffalo	6	3	3	0.0	0	0	0	0	
01/14	at Pittsburgh	2	2	0	0.0	0	0	0	0	
01/21	at New England	3	2	1	0.0	0	0	0	0	
Postseason totals		11	7	4	0.0	0	0	0	0	

2016 GAME-BY-GAME STATISTICS

DATE	OPP	TKL	SOLO	ASST	SACKS	FF	FR	PD	TFL	
09/11	vs. New England	3	2	1	0.0	0	1	0	0	
09/18	vs. Tampa Bay	3	2	1	0.0	0	0	1	0	
09/25	at Buffalo	4	4	0	0.0	0	0	1	1	
10/02	vs. Los Angeles	1	1	0	0.0	0	0	0	1	
10/06	at San Francisco	4	3	1	2.0	0	0	1	2	
10/17	vs. N.Y. Jets	1	1	0	0.0	0	0	0	1	
10/23	vs. Seattle	2	2	0	0.0	0	0	0	1	
10/30	at Carolina	9	1	8	0.0	0	0	0	0	
BYE WEEK										
11/13	vs. San Francisco	3	2	1	1.0	0	0	0	1	
11/20	at Minnesota	3	1	2	0.0	0	0	2	0	
11/27	at Atlanta	3	3	0	0.0	0	0	0	1	
12/04	vs. Washington	3	3	0	1.0	1	0	1	0	
12/11	at Miami	3	3	0	0.0	1	0	0	0	
12/18	vs. New Orleans	4	4	0	2.0	0	1	0	2	
12/24	at Seattle	4	1	3	0.5	0	1	0	1	
01/01	at Los Angeles	3	1	2	1.5	0	0	0	1	
2016 totals:		53	34	19	8.0	2	3	6	12	

#93 CALAIS CAMPBELL

2015 GAME-BY-GAME STATISTICS

DATE	OPP	TKL	SOLO	ASST	SACKS	FF	FR	PD	TFL
09/13	vs. New Orleans	6	5	1	0.0	0	0	0	1
09/20	at Chicago	6	4	2	0.0	0	0	1	0
09/27	vs. San Francisco	2	1	1	0.0	0	0	0	0
10/04	vs. St. Louis	11	10	1	0.5	0	0	0	3
10/11	at Detroit	2	2	0	0.0	0	0	0	1
10/18	at Pittsburgh	5	3	2	1.0	0	0	0	1
10/26	vs. Baltimore	5	5	0	0.0	0	0	0	3
11/01	at Cleveland	3	2	1	0.0	0	0	0	0
BYE WEEK									
11/15	at Seattle	3	0	3	0.0	0	0	0	0
11/22	vs. Cincinnati	3	1	2	0.0	0	0	0	0
11/29	at San Francisco	3	2	1	0.0	0	0	0	1
12/06	at St. Louis	0	0	0	0.0	0	0	0	0
12/10	vs. Minnesota	4	4	0	1.0	0	1	0	3
12/27	vs. Green Bay	6	5	1	2.5	0	0	0	3
01/03	vs. Seattle	2	2	0	0.0	0	0	0	0
2015 totals:		61	46	15	5.0	0	1	3	16
01/16	vs. Green Bay	2	0	2	0.0	0	0	1	0
01/24	at Carolina	3	1	2	0.0	0	0	0	0
Postseason totals:		5	1	4	0.0	0	0	1	0

2014 GAME-BY-GAME STATISTICS

DATE	OPP	TKL	SOLO	ASST	SACKS	FF	FR	PD	TFL
09/08	vs. San Diego	0	0	0	0.0	0	0	0	0
09/14	at N.Y. Giants	10	10	0	1.0	0	0	0	3
09/21	vs. San Francisco	4	4	0	0.0	0	0	0	1
BYE WEEK									
10/05	at Denver	2	2	0	0.0	0	0	1	1
10/12	vs. Washington				INACTIVE				
10/19	at Oakland				INACTIVE				
10/26	vs. Philadelphia	2	1	1	0.0	0	0	0	0
11/02	at Dallas	4	2	2	0.0	0	0	0	1
11/09	vs. St. Louis	6	5	1	2.0	0	0	0	4
11/16	vs. Detroit	4	3	1	0.0	1	0	0	0
11/23	at Seattle	6	4	2	3.0	0	0	0	3
11/30	at Atlanta	4	3	1	0.0	0	0	0	0
12/07	vs. Kansas City	6	5	1	1.0	0	0	1	1
12/11	at St. Louis	5	4	1	0.0	0	0	0	0
12/21	vs. Seattle	0	0	0	0.0	0	0	0	0
12/28	at San Francisco	5	5	0	0.0	0	0	1	2
2014 totals:		58	48	10	7.0	1	0	3	16
01/03	at Carolina	4	0	4	0.0	0	0	0	0
Postseason totals:		4	0	4	0.0	0	0	0	0

2013 GAME-BY-GAME STATISTICS

DATE	OPP	TKL	SOLO	ASST	SACKS	FF	FR	PD	TFL
09/08	at St. Louis	3	3	0	0.0	0	0	0	1
09/15	vs. Detroit	2	2	0	1.0	0	1	0	1
09/22	at New Orleans	3	2	1	0.0	0	0	0	0
09/29	at Tampa Bay	2	2	0	0.0	0	0	0	1
10/06	vs. Carolina	4	4	0	2.0	1	0	0	2
10/13	at San Francisco	3	3	0	0.0	1	0	0	2
10/17	vs. Seattle	8	7	1	0.0	0	1	0	1
10/27	vs. Atlanta	5	5	0	1.0	0	1	0	1
BYE WEEK									
11/10	vs. Houston	4	0	4	0.0	0	0	1	0
11/17	at Jacksonville	2	2	0	1.0	0	0	1	1
11/24	vs. Indianapolis	4	2	2	0.5	0	0	0	0
12/01	at Philadelphia	3	2	1	0.5	0	0	1	0
12/08	vs. St. Louis	3	2	1	0.0	0	0	1	0
12/15	at Tennessee	3	2	1	0.0	0	0	0	1
12/22	at Seattle	4	3	1	2.0	0	0	0	2
12/29	vs. San Francisco	5	4	1	1.0	0	0	0	1
2013 totals:		58	45	13	9.0	1	2	6	14

2012 GAME-BY-GAME STATISTICS

DATE	OPP	TKL	SOLO	ASST	SACKS	FF	FR	PD	TFL
09/09	vs. Seattle	1	1	0	0.0	0	0	1	0
09/16	at New England	10	7	3	2.0	0	0	0	2
09/23	at Philadelphia	0	0	0	0.0	0	0	1	0
09/30	vs. Miami	5	4	1	0.0	0	0	1	1
10/04	at St. Louis	0	0	0	0.0	0	0	1	0
10/14	vs. Buffalo	5	5	0	0.0	0	0	0	2
10/21	at Minnesota	2	1	1	0.0	0	0	0	0
10/29	vs. San Francisco	6	6	0	1.0	0	0	0	2
11/04	at Green Bay	8	5	3	0.5	0	0	0	0
BYE WEEK									
11/18	at Atlanta				INACTIVE				
11/25	vs. St. Louis				INACTIVE				
12/02	at New York Jets				INACTIVE				
12/09	at Seattle	8	5	3	0.0	0	0	0	0
12/16	vs. Detroit	8	7	1	1.0	0	0	1	4
12/23	vs. Chicago	8	7	1	1.0	0	0	1	1
12/30	at San Francisco	2	2	0	1.0	0	0	0	1
2012 totals:		63	50	13	6.5	0	0	6	13

2011 GAME-BY-GAME STATISTICS

DATE	OPP	TKL	SOLO	ASST	SACKS	FF	FR	PD	TFL
09/11	vs. Carolina	4	3	1	0.0	0	0	1	1
09/18	at Washington	4	1	3	0.0	0	0	1	0
09/25	at Seattle	10	5	5	2.5	0	0	0	2
10/02	vs. New York Giants	6	6	0	0.0	1	0	0	1
10/09	at Minnesota	5	4	1	0.0	0	0	0	1
BYE WEEK									
10/23	vs. Pittsburgh	2	2	0	0.0	0	0	0	1
10/30	at Baltimore	7	5	2	0.5	0	0	0	0
11/06	vs. St. Louis	6	6	0	2.0	0	0	0	3
11/13	at Philadelphia	2	2	0	0.0	0	0	2	0
11/20	at San Francisco	4	4	0	0.0	0	0	1	0
11/27	at St. Louis	5	5	0	0.0	0	0	0	1
12/04	vs. Dallas	3	2	1	1.0	0	0	1	1
12/11	vs. San Francisco	2	2	0	1.0	0	0	2	1
12/18	vs. Cleveland	4	1	3	0.0	0	1	0	0
12/24	at Cincinnati	7	4	3	1.0	1	0	2	1
01/01	vs. Seattle	1	1	0	0.0	0	0	0	0
2011 totals		72	53	19	8.0	2	1	10	13

2010 GAME-BY-GAME STATISTICS

DATE	OPP	TKL	SOLO	ASST	SACKS	FF	FR	PD	TFL
09/12	at St. Louis	2	2	0	1.0	0	0	1	1
09/19	at Atlanta	5	5	0	0.0	0	0	0	0
09/26	vs. Oakland	5	4	1	0.0	0	0	0	0
10/03	at San Diego	4	3	1	0.0	0	0	0	1
10/10	vs. New Orleans	3	3	0	0.0	0	0	0	0
BYE WEEK									
10/24	at Seattle	4	4	0	1.0	0	0	0	1
10/31	vs. Tampa Bay	6	3	3	0.0	0	0	0	0
11/07	at Minnesota	2	0	2	0.0	0	0	0	0
11/14	vs. Seattle	6	3	3	1.0	0	0	0	2
11/21	at Kansas City	2	2	0	0.0	0	0	0	0
11/29	vs. San Francisco				ina				
12/05	vs. St. Louis	2	1	1	1.0	0	0	1	1
12/12	vs. Denver	2	2	0	0.0	0	1	0	1
12/19	at Carolina	11	9	2	1.0	0	0	0	4
12/25	vs. Dallas	2	2	0	1.0	0	0	0	1
01/02	at San Francisco	4	3	1	0.0	0	0	0	0
2010 totals:		60	46	14	6.0	0	1	2	13

#93 CALAIS CAMPBELL

2009 GAME-BY-GAME STATISTICS

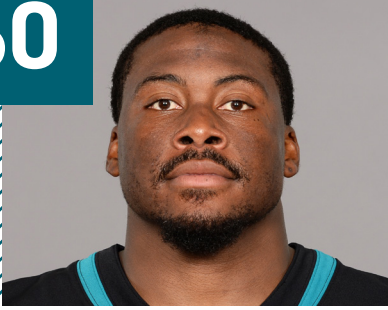
DATE	OPP	TKL	SOLO	ASST	SACKS	FF	FR	PD	TFL
09/13	vs. San Francisco	5	5	0	0.0	0	0	1	1
09/20	at Jacksonville	1	0	1	0.5	0	0	1	0
09/27	vs. Indianapolis	4	3	1	0.0	0	0	0	0
10/04	BYE WEEK								
10/11	vs. Houston	1	1	0	0.0	0	0	0	0
10/18	at Seattle	3	2	1	1.5	0	0	0	2
10/25	at New York Giants	2	1	1	1.0	0	0	2	1
11/01	vs. Carolina	7	6	1	0.0	0	0	0	0
11/08	at Chicago	3	2	1	0.5	0	0	0	0
11/15	vs. Seattle	1	0	1	0.0	0	0	0	0
11/22	at St. Louis	2	2	0	0.0	1	0	0	0
11/29	at Tennessee	4	2	2	0.5	0	0	1	1
12/06	vs. Minnesota	4	3	1	1.0	0	0	0	1
12/14	at San Francisco	5	4	1	1.0	0	0	0	1
12/20	at Detroit	1	1	0	0.0	0	0	0	0
12/27	vs. St. Louis	1	1	0	1.0	0	0	0	1
01/03	vs. Green Bay	2	2	0	0.0	0	0	0	0
2009 totals:		48	37	11	7.0	1	0	5	8
01/10	vs. Green Bay	2	2	0	0.0	0	0	0	0
01/16	at New Orleans	3	3	0	0.0	0	0	0	0
Postseason totals:		5	5	0	0.0	0	0	0	0

2008 GAME-BY-GAME STATISTICS

DATE	OPP	TKL	SOLO	ASST	SACKS	FF	FR	PD	TFL
09/07	at San Francisco	1	0	1	0.0	0	0	0	0
09/14	vs. Miami	3	3	0	0.0	0	0	0	0
09/21	at Washington	2	1	1	0.0	0	0	0	0
09/28	at New York Jets	0	0	0	0.0	0	0	0	0
10/05	vs. Buffalo	1	1	0	0.0	0	0	0	0
10/12	vs. Dallas	2	2	0	0.0	1	0	0	0
10/19	BYE WEEK								
10/26	at Carolina	2	1	1	0.0	0	0	0	0
11/02	at St. Louis	1	1	0	0.0	0	0	0	0
11/10	vs. San Francisco	0	0	0	0.0	0	0	0	0
11/16	at Seattle	0	0	0	0.0	0	0	0	0
11/23	vs. New York Giants	0	0	0	0.0	0	0	0	0
11/27	at Philadelphia	1	0	1	0.0	0	0	0	0
12/07	vs. St. Louis	1	1	0	0.0	0	0	0	0
12/14	vs. Minnesota	3	3	0	0.0	0	0	0	0
12/21	at New England	3	3	0	0.0	0	0	0	1
12/28	vs. Seattle	1	1	0	0.0	0	0	1	1
2008 totals:		28	23	5	0.0	1	0	1	2
01/03	vs. Atlanta	1	0	1	0.0	0	0	0	0
01/10	at Carolina	1	1	0	0.0	0	0	1	0
01/18	vs. Philadelphia	1	1	0	0.0	0	0	0	0
02/01	vs. Pittsburgh	1	1	0	0.0	0	0	0	0
Postseason totals:		4	3	1	0.0	0	0	1	0



60



A.J. CANN

OFFENSIVE LINEMAN
6-3 | 315 LBS | 10-3-1991
SOUTH CAROLINA
BAMBERG, SOUTH CAROLINA
ACQ: THIRD ROUND OF 2015 DRAFT (67TH)
EXP: 5TH YEAR



TRANSACTIONS

Originally drafted by Jacksonville in the third round (67th overall) of the 2015 Draft ... Re-signed by the Jacksonville on 3/3/19

PRO (GAMES PLAYED/STARTED - 61/59, 3/3)

- Fifth-year OL emerged as a starter in Week 4 of the 2015 season
- Highest-drafted player by the Jaguars from South Carolina in franchise history

2018 (w/ JAX - 15/15)

Started all 15 games in which he appeared at RG

2017 (w/ JAX - 15/15, 3/3)

- Started 15 games in the regular season and all three postseason contests at RG
- Part of an offensive line that helped the team lead the league in rushing (141.1 yards per game) for the first time in franchise history and allow a franchise-low 24 sacks

2016 (w/ JAX - 16/16)

Did not miss a snap and was part of a unit that surrendered 34 sacks, its fewest since 2007

2015 (w/ JAX - 15/13)

Rookie offensive lineman started 13 games at RG

COLLEGE (AT SOUTH CAROLINA, 2010-15)

- Four-year starter, starting 51 games, the second-most in school history
- Three-time member of the SEC Fall Academic Honor Roll
- In 2014, named first-team All-America by Sporting News, ESPN.com and CBSSportsline.com
- In 2013, was voted a permanent team captain as a junior

PERSONAL

- Played on both sides of the ball for Head Coach **Kevin Crosby** at Bamberg-Ehrhardt (S.C.) High School
- Given name is Aaron
- Has a tattoo on the inside of his right forearm to honor his mother, Catherine, who passed in 2007 from throat cancer
- He and his fiancée, Kendal, have one daughter, Kennie Amelia
- Twitter handle is @AJCann60



17



DJ CHARK JR.

WIDE RECEIVER
6-4 | 198 LBS | 9-23-1996
LOUISIANA STATE
ALEXANDRIA, LOUISIANA
ACQ: SECOND ROUND OF 2018 DRAFT (61ST)
EXP: 2ND YEAR



TRANSACTIONS

Originally drafted by Jacksonville in the second round (61st overall) of the 2018 NFL Draft

PRO (GAMES PLAYED/STARTED - 11/0)

- Has appeared in 11 career games, hauling in 14 receptions for 174 yards
- Returned five kickoffs for 177 yards (35.4 avg) with a long of 47-yards during his rookie campaign in 2018

2018 (w/ JAX - 11/0)

Emerged as a solid contributor on special teams totaling five special teams tackles and averaging 35.4 yards per kickoff return ... Caught 14 passes for 174 yards (12.4 avg.)

- **10/7 at K.C.:** Caught passes of 30 and 38 yards, becoming the eighth rookie in franchise history to record multiple 30-yard catches in a single game
- **10/28 vs. PHI:** Caught four passes for 41 yards, including a long reception of 19 yards ... Served as the primary kick returner, returning one kickoff for 29 yards
- **11/11 at IND:** Saw action at WR and returned three kickoffs for 108 yards (36.0 avg.), including a long return of 47 yards ... Added one special teams tackle

COLLEGE (AT LOUISIANA STATE, 2015-17)

- Appeared in 36 games with 15 starts
- Career totals include 66 receptions for 1,351 yards (20.5 rec. avg.) and six TDs with a long reception of 80 yards (TD)
- 2018 Co-MVP of Senior Bowl
- Named a permanent team captain in his senior season as he led the SEC in punt returns for TDs (2) and was second in the league in punt return average (10.8) while also leading the Tigers in receptions, receiving yards and tied for the team lead in receiving TDs
- Scored a TD three different ways in 2017, becoming only the seventh player in school history to accomplish the feat

PERSONAL

- Son of Shirley and Darrell Chark Sr.
- Attended Alexandria High School (Alexandria, La.) where he hauled in 48 receptions for 554 yards and three touchdowns as a senior on the way to earning Louisiana Class 5A All-State Honorable Mention
- Rushed for 495 yards and five touchdowns and caught 20 passes for 554 yards and six touchdowns as a junior and was named Honorable Mention All-State for Class 5A as a junior
- Never missed a day of school in 13 years in the Alexandria school system, finished high school with a 3.9 GPA and claimed all three major senior individual honors: Prom King, Mr. ASH and Most Outstanding Athlete
- Learned to swim leading up to the 2018 season at the Winston Family YMCA in Jacksonville

2018 GAME-BY-GAME STATISTICS


DATE	OPP	RECS	YDS	AVG.	LG	TD
09/09	at N.Y. Giants	0	0	0.0	-	0
09/16	vs. New England	1	13	13.0	13	0
09/23	vs. Tennessee	0	0	0.0	-	0
09/30	vs. N.Y. Jets	1	6	6.0	6	0
10/07	at Kansas City	2	68	34.0	38	0
10/14	at Dallas	0	0	0.0	-	0
10/21	vs. Houston	4	31	7.8	15	0
10/28	vs. Philadelphia	4	41	10.3	19	0
BYE WEEK						
11/11	at Indianapolis	0	0	0.0	-	0
11/18	vs. Pittsburgh	2	15	7.5	10	0
11/25	at Buffalo			Inactive		
12/02	vs. Indianapolis			Inactive		
12/06	at Tennessee			Inactive		
12/16	vs. Washington			Inactive		
12/23	at Miami			Inactive		
12/30	at Houston	0	0	0.0	-	0
2018 totals:		14	174	12.4	38	0

Additional Statistics: Five special teams tackles

DATE	OPP	KICKOFF RETURNS				
		NO.	YDS	AVG.	LG	TD
09/09	at N.Y. Giants	0	0	0.0	-	0
09/16	vs. New England	0	0	0.0	-	0
09/23	vs. Tennessee	0	0	0.0	-	0
09/30	vs. N.Y. Jets	0	0	0.0	-	0
10/07	at Kansas City	0	0	0.0	-	0
10/14	at Dallas	0	0	0.0	-	0
10/21	vs. Houston	0	0	0.0	-	0
10/28	vs. Philadelphia	1	29	29.0	29	0
BYE WEEK						
11/11	at Indianapolis	3	108	36.0	47	0
11/18	vs. Pittsburgh	0	0	0.0	-	0
11/25	at Buffalo			Inactive		
12/02	vs. Indianapolis			Inactive		
12/06	at Tennessee			Inactive		
12/16	vs. Washington			Inactive		
12/23	at Miami			Inactive		
12/30	at Houston	1	40	40.0	40	0
2018 totals:		5	177	35.4	47	0



84



KEELAN COLE

WIDE RECEIVER
6-1 | 194 LBS | 4-20-1993
KENTUCKY WESLEYAN
LOUISVILLE, KENTUCKY
ACQ: ROOKIE FREE AGENT 2017
EXP: 3RD YEAR



TRANSACTIONS

Originally signed by Jacksonville as an undrafted rookie on 5/10/17

PRO (GAMES PLAYED/STARTED - 32/17, 3/0)

- Third-year WR emerged during 2017 training camp and impressed during his rookie season in 2017, recording 42 receptions for 748 yards and three TDs
- Career average of 15.5 yards per catch is the highest in franchise history among players with at least 70 catches

2018 (w/ JAX - 16/11)

Appeared in all 16 games and recorded 38 receptions for 491 yards and one TD

- **9/9 at NYG:** Started at WR and recorded three receptions for a team-high 54 yards, including a long reception of 31 yards
- **9/16 vs. N.E.:** Started at WR and recorded team highs in receptions (7) and receiving yards (116), including a 24-yard TD reception ... Caught a TD in his fourth consecutive home game, a franchise record for consecutive home games with a receiving TD
- **10/7 at K.C.:** Started at WR and caught four passes for 70 yards (17.5 rec. avg.)

2017 (w/ JAX - 16/6, 3/0)

Cole's 748 receiving yards were the most by an undrafted rookie in franchise history, surpassing WR Allen Hurns' 677 receiving yards in 2014 and second most by a rookie in team history (trailing Justin Blackmon's 865 yards in 2012) ... His 748 receiving yards were eighth-most by an undrafted rookie WR in NFL history ... Registered 186 receiving yards in Week 15 vs. Houston and 108 receiving yards in Week 16 at San Francisco, becoming the first rookie to post 100-plus receiving yards in consecutive games in franchise history ... His 748 receiving yards were the third most among rookie wide receivers (trailing PIT JuJu Smith-Schuster & LAR Cooper Kupp) ... His 17.8 yards per reception tied Cecil Shorts III (2012) for highest rate in a single season in franchise history

- **12/3 vs. IND:** Started at WR and recorded three receptions for 49 yards (16.3 avg.) and his first career TD
- **12/10 vs. SEA:** Recorded three receptions and a season and team-high 99 yards receiving, including a 75-yard TD reception
- **12/17 vs. HOU:** Led the team and recorded career-highs with seven receptions for 186 yards and one TD, including a game-long 73-yard reception, which set up Tommy Bohanon's TD in the third quarter ... First 100-yard receiving game of his career
- **12/24 at S.F.:** Started at WR and recorded six receptions for a game-high 108 yards

COLLEGE (AT KENTUCKY WESLEYAN, 2013-16)

- Named to the D2football.com All-American First Team, Associated Press Little All-American First Team and the Don Hansen All-American First Team
- Led the nation in kickoffs returned for a TD (two) and ranked second in all-purpose yards (198.1 yards per game) as a senior
- Named Great Midwest Athletic Conference Offensive and Special Teams Player of the Year in 2016
- Led the NCAA in receiving yards (1,577), receiving yards per game (141.5) and receiving TDs (21) as a sophomore in 2014

PERSONAL

- Coached by Tyrann Scroggins at Central (Ky.) High School, where he was a four-year letterwinner and two-year starter at DB, WR and QB

REGULAR SEASON STATISTICS

YEAR	TEAM	GP/GS	RECs	YDS	AVG.	LG	TD
2017	JAX	16/6	42	748	17.8	75t	3
2018	JAX	16/11	38	491	12.9	35	1
NFL totals: 2 yrs.		32/17	80	1,239	15.5	75t	4

Single Game Career Highs

Receptions:

7 (two times, last: 9/16/18 vs. N.E.)

Receiving yards:

186 (12/17 vs. HOU)

Longest reception:

75t (12/10/17 vs. SEA)

Receiving touchdowns:

1 (four times, last: 9/16/18 vs. N.E.)

POSTSEASON STATISTICS

YEAR	TEAM	GP/GS	RECs	YDS	AVG.	LG	TD
2017	JAX	3/0	3	82	27.3	45	0
NFL totals: 2 yrs.		3/0	3	82	27.3	45	0

2018 GAME-BY-GAME STATISTICS

DATE	OPP	RECs	YDS	AVG.	LG	TD
09/09	at N.Y. Giants	3	54	18.0	31	0
09/16	vs. New England	7	116	16.6	24t	1
09/23	vs. Tennessee	5	40	8.0	11	0
09/30	vs. N.Y. Jets	2	15	7.5	9	0
10/07	at Kansas City	4	70	17.5	32	0
10/14	at Dallas	4	41	10.3	17	0
10/21	vs. Houston	2	21	10.5	13	0
10/28	vs. Philadelphia	2	18	9.0	13	0
BYE WEEK						
11/11	at Indianapolis	0	0	0.0	-	0
11/18	vs. Pittsburgh	0	0	0.0	-	0
11/25	at Buffalo	0	0	0.0	-	0
12/02	vs. Indianapolis	2	16	8.0	11	0
12/06	at Tennessee	3	55	18.3	35	0
12/16	vs. Washington	0	0	0.0	-	0
12/23	at Miami	0	0	0.0	-	0
12/30	at Houston	4	45	11.3	19	0
2018 totals:		38	491	12.9	35	1

2017 GAME-BY-GAME STATISTICS

DATE	OPP	RECs	YDS	AVG.	LG	TD
09/09	at N.Y. Giants	3	54	18.0	31	0
09/16	vs. New England	7	116	16.6	24t	1
09/23	vs. Tennessee	5	40	8.0	11	0
09/30	vs. N.Y. Jets	2	15	7.5	9	0
10/07	at Kansas City	4	70	17.5	32	0
10/14	at Dallas	4	41	10.3	17	0
10/21	vs. Houston	2	21	10.5	13	0
10/28	vs. Philadelphia	2	18	9.0	13	0
BYE WEEK						
11/11	at Indianapolis	0	0	0.0	-	0
11/18	vs. Pittsburgh	0	0	0.0	-	0
11/25	at Buffalo	0	0	0.0	-	0
12/02	vs. Indianapolis	2	16	8.0	11	0
12/06	at Tennessee	3	55	18.3	35	0
12/16	vs. Washington	0	0	0.0	-	0
12/23	at Miami	0	0	0.0	-	0
12/30	at Houston	4	45	11.3	19	0
2017 totals:		38	491	12.9	35	1



CHRIS CONLEY

WIDE RECEIVER
6-3 | 205 LBS | 10-25-1992
GEORGIA
DALLAS, GEORGIA
ACQ: UNRESTRICTED FREE AGENT 2019
EXP: 5TH YEAR



TRANSACTIONS

Originally drafted by Kansas City in the third round of the 2015 NFL Draft (76th overall)... Signed by Jacksonville on 3/16/19

PRO (GAMES PLAYED/STARTED - 53/34, 5/2)

- Career totals include 104 receptions for 1,238 yards and six TDs
- Played in the postseason in three of his four seasons in the NFL

2018 (w/ K.C. - 16/13, 2/1)

Played in 16 games (13 starts) and registered 32 catches for 334 yards and a career-high five TDs for the NFL's No. 3 passing offense (320.4 passing yards per game)

- **11/19 vs. LAR:** Recorded career highs in receptions (seven), receiving yards (74) and receiving TDs (two), helping Kansas City score a season-high 51 points

2017 (w/ K.C. - 5/5)

Played in five games and caught 11 passes for 175 yards prior to suffering a torn Achilles and missing the remainder of the season

- **9/17 vs. PHI:** Recorded four catches for a season-high 55 yards in a 27-20 victory

2016 (w/ K.C. - 16/11, 1/1)

Registered 44 receptions for a career-high 530 yards

- **10/2 vs. PIT:** Caught six passes for 70 yards
- **1/15/17 vs. PIT:** Caught two passes for 19 yards in the AFC Divisional round

2015 (w/ K.C. - 16/5, 2/0)

Saw action in all 16 regular season games and caught 17 passes for 199 yards as a rookie in 2015

- **10/25 vs. PIT:** Recorded six catches for 63 yards and one TD
- **1/16/16 vs. N.E.:** Recorded five catches for 33 yards in the AFC Divisional round

COLLEGE (AT GEORGIA, 2011-14)

- Appeared in 49 games (23 starts), recording 117 receptions for 1,938 yards (16.6 avg.) and 20 TDs
- Recorded five 100-yard receiving games in his college career and led the Bulldogs in receiving yards in 2013 (651 receiving yards) and 2014 (657)

PERSONAL

- Played football at North Paulding High School (Dallas, Ga.)
- Enjoys surfing in his free time
- Married his wife, Brianna in May 2019
- Born in Adana, Turkey on an Air Force base. His father, Charles had a career in the United States Air Force while his mother, Christina, is a high school teacher
- Enjoys science-fiction and made - and starred in - a 26-minute long "Star Wars" fan film "Retribution"

REGULAR SEASON STATISTICS

YEAR	TEAM	GP/GS	RECs	YDS	AVG.	LG	TD
2015	K.C.	16/5	17	199	11.7	44	1
2016	K.C.	16/11	44	530	12.0	39	0
2017	K.C.	5/5	11	175	15.9	35	0
2018	K.C.	16/13	32	334	10.4	27t	5
NFL totals: 4 yr.		53/34	104	1,238	11.9	44	6

Single Game Career Highs

Receptions:
7 (11/19/18 at LAR)

Receiving yards:
74 (11/19/18 at LAR)

Longest reception:
44 (10/4/15 at CIN)

Receiving touchdowns:
2 (11/19/18 at LAR)

POSTSEASON STATISTICS

YEAR	TEAM	GP/GS	RECs	YDS	AVG.	LG	TD
2015	K.C.	2	6	42	7.0	16	1
2016	K.C.	1/1	2	19	9.5	12	0
2018	K.C.	2/1	0	0	0.0	0	0
NFL totals: 4 yrs.		5/2	8	61	12.2	16	1

2018 GAME-BY-GAME STATISTICS

DATE	OPP	RECs	YDS	AVG.	LG	TD
09/09	at LAC	1	15	15.0	15	0
09/16	at Pittsburgh	2	17	8.5	15	1
09/23	vs. S.F.	2	13	6.5	9	1
10/01	at Denver	4	13	3.3	5	0
10/07	vs. Jacksonville	2	21	10.5	14	0
10/14	at New England	1	19	19.0	19	0
10/21	vs. Cincinnati	1	6	6.0	6	0
10/28	vs. Denver	0	0	0.0	0	0
11/04	at Cleveland	1	23	23.0	23	0
11/11	vs. Arizona	1	22	22.0	22	0
11/19	at LAR	7	74	10.6	27t	2
11/26	BYE WEEK					
12/02	at Oakland	3	25	8.3	18	1
12/09	vs. Baltimore	2	13	6.5	7	0
12/13	vs. LAC	2	19	9.5	16	0
12/23	at Seattle	3	54	18.0	23	0
12/30	vs. Oakland	0	0	0.0	-	0
2018 totals:		32	334	10.4	27	5

1/12	vs. Indianapolis	0	0	0.0	0	0
1/20	vs. New England	0	0	0.0	0	0
Postseason totals:		0	0	0.0	0	0

2017 GAME-BY-GAME STATISTICS

DATE	OPP	RECs	YDS	AVG.	LG	TD
09/07	at New England	2	43	21.5	25	0
09/17	vs. Pittsburgh	4	55	13.8	35	0
09/24	at L.A. Chargers	0	0	0.0	0	0
10/02	vs. Washington	2	31	15.5	21	0
10/08	at Houston	3	46	15.3	19	0
2017 totals:		11	175	15.9	35	0

2016 GAME-BY-GAME STATISTICS

DATE	OPP	RECs	YDS	AVG.	LG	TD
09/11	vs. San Diego	4	43	10.8	13	0
09/18	at Houston	2	15	7.5	10	0
09/25	vs. New York Jets	3	44	14.7	20	0
10/02	at Pittsburgh	6	70	11.7	17	0
10/09	BYE WEEK					
10/16	at Oakland	3	26	8.7	13	0
10/23	vs. New Orleans	2	29	14.5	18	0
10/30	at Indianapolis	3	59	19.7	33	0
11/06	vs. Jacksonville	3	28	9.3	12	0
11/13	at Carolina	1	12	12.0	12	0
11/20	vs. Tampa Bay	4	28	7.0	9	0
11/27	at Denver	3	26	8.7	13	0
12/04	at Atlanta	0	0	0.0	0	0
12/08	vs. Oakland	2	70	35.0	39	0
12/18	vs. Tennessee	2	11	5.5	9	0
12/25	vs. Denver	2	14	7.0	8	0
01/01	at San Diego	4	55	13.8	17	0
2016 totals:		44	530	12.0	39	0

01/15	vs. Pittsburgh	2	19	9.5	0	0
Postseason totals:		2	19	9.5	0	0

#18 CHRIS CONLEY

2015 GAME-BY-GAME STATISTICS

DATE	OPP	RECs	YDS	AVG.	LG	TD
09/13	at Houston	0	0	0.0	0	0
09/17	vs. Denver	0	0	0.0	0	0
09/28	at Green Bay	1	16	16.0	16	0
10/04	at Cincinnati	0	0	0.0	0	0
10/11	vs. Chicago	1	6	6.0	6	0
10/18	at Minnesota	3	16	5.3	8	0
10/25	vs. Pittsburgh	6	63	10.5	25	1
11/01	vs. Detroit	1	6	6.0	6	0
11/08	BYE WEEK					
11/15	at Denver	0	0	0.0	0	0
11/22	at San Diego	1	17	17.0	17	0
11/29	vs. Buffalo	0	0	0.0	0	0
12/06	at Oakland	0	0	0.0	0	0
12/13	vs. San Diego	0	0	0.0	0	0
12/20	at Baltimore	0	0	0.0	0	0
12/27	vs. Cleveland	0	0	0.0	0	0
01/03	vs. Oakland	2	22	11.0	16	0
2015 totals:		17	199	11.7	44	1
01/09	at Houston	1	9	9.0	9	1
01/16	at New England	5	33	6.6	16	0
Postseason totals:		6	42	7.0	16	1

“ ” NOTE THE QUOTE: WR CHRIS CONLEY

“Chris is a guy I have always loved and admired and we have always been good friends. Especially in my time in KC, we just meshed real well. I'm grateful that he is here. I'm grateful that I get to play with him ... Chris is a guy that can play at the highest level. He is a guy that can get the ball a lot and make a lot of plays. He is a team guy. He loves his teammates. He can impact a room by the character and person he is and we're very fortunate to have a guy like him on this roster.”

- Jaguars QB Nick Foles



9



LOGAN COOKE

PUNTER

6-5 | 230 LBS | 7-28-1995

MISSISSIPPI STATE

DARBUN, MISSISSIPPI

ACQ: SEVENTH ROUND OF 2018 DRAFT (247TH)

EXP: 2ND YEAR



TRANSACTIONS

Originally drafted by Jacksonville in the seventh round (147th overall) of the 2018 Draft

PRO (GAMES PLAYED - 16)

Second-year P who played in all 16 games as a rookie in 2018, netting an average of 41.3 yards per punt

2018 (w/ JAX - 16)

Downed 37 punts inside the 20, which was a franchise record and the third-most in the NFL

- Punted 86 times, placing 43 percent of his punts inside the 20, the highest mark by a rookie in franchise history

COLLEGE (AT MISSISSIPPI STATE, 2014-17)

- Appeared in 45 career games serving as the primary punter his last three years and the primary kickoff specialist as a senior and freshman

- Averaged 41.7 yards per punt during his career, which ranked seventh in school history

- Thirty five of his 150 punts were more than 50 yards and 60 were pinned inside the 20

PERSONAL

- Son of Len and Tracey

- Engaged to Mary Menger Jones in July 2019

- Attended Columbia Academy (Columbia, Miss.)

- All-state punter tallied 24 punts for an average of 44.2 yards in his senior season, while also seeing action at wide receiver and defensive back

- Avid hunter and fisherman, who also owns an outdoorsman company that specializes in turkey calls

- Involved with the Catch-A-Dream Foundation, which takes children with life-threatening illnesses on hunting and fishing adventures of a lifetime

REGULAR SEASON STATISTICS

YEAR	TEAM	GP	PUNTS	YARDS	AVG.	FC	NET AVG.	IN 20	LG	BLK
2018	JAX	16	86	3,872	45.0	18	41.3	37	72	0
NFL totals: 1 yr.		16	86	3,872	45.0	18	41.3	37	72	0

Single-Game Career-Highs

Punts:

9 (12/30/18 at HOU)

Punting yards:

449 (12/30/18 at HOU)

Punting Gross avg.:

52.4 (12/16/18 at WAS)

Punting net avg.:

50.2 (12/16/18 at WAS)

Punts inside the 20:

4 (twice, last: 12/23/18 at MIA)

2018 GAME-BY-GAME STATISTICS

DATE	OPP	PUNTS	YARDS	GROSS		NET		IN 20	LG	BLK
				AVG.	FC	AVG.	FC			
09/09	at N.Y. Giants	7	264	37.7	1	37.1	4	47	0	
09/16	vs. New England	3	106	35.3	0	35.3	2	39	0	
09/23	vs. Tennessee	6	273	45.5	0	37.8	2	52	0	
09/30	vs. N.Y. Jets	4	185	46.3	1	44.5	3	54	0	
10/07	at Kansas City	3	108	36.0	0	35.3	2	43	0	
10/14	at Dallas	6	248	41.3	1	36.5	2	61	0	
10/21	vs. Houston	6	274	45.7	0	39.0	2	55	0	
10/28	vs. Philadelphia	2	96	48.0	0	48.0	1	53	0	
BYE WEEK										
11/11	at Indianapolis	3	138	46.0	1	44.0	2	51	0	
11/18	vs. Pittsburgh	9	415	46.1	2	38.0	1	57	0	
11/25	at Buffalo	6	287	47.8	1	45.7	3	55	0	
12/02	vs. Indianapolis	7	329	47.0	3	45.1	2	56	0	
12/06	at Tennessee	5	250	50.0	0	47.6	3	56	0	
12/16	vs. Washington	5	262	52.4	2	50.2	3	72	0	
12/23	at Miami	5	188	37.6	3	35.2	4	45	0	
12/30	at Houston	9	449	49.9	3	43.7	1	57	0	
2018 totals:		86	3,872	45.0	18	41.3	37	72	0	



29



BENNY CUNNINGHAM

RUNNING BACK
5-10 | 218 LBS | 7-7-1990
MIDDLE TENNESSEE STATE
NASHVILLE, TENNESSEE
ACQ: UNRESTRICTED FREE AGENT 2019
EXP: 6TH YEAR



TRANSACTIONS

Originally signed as a rookie free agent by the St. Louis Rams on 4/30/13 ... Signed with Chicago on 3/22/17 ... Signed by Jacksonville on 4/2/19

PRO (GAMES PLAYED/STARTED - 73/16, 4/1)

- Career totals include 797 rushing yards and four TDs on 191 rushing attempts
- Has also totaled 1,001 receiving yards and three TDs on 114 receptions
- Served as a kick returner, totaling 2,895 KR yards on 110 returns

2018 (w/ CHI - 15/0, 1/0)

Played primarily on special teams, totaling 173 KR yards and three special teams tackles ... Also tallied 20 rushing yards and nine receiving yards

- **10/21 vs. N.E.:** Recorded four kickoff returns for 92 yards, including a long return of 31 yards

2017 (w/ CHI - 14/0)

Rushed for 29 yards on nine carries and caught 20 passes for 240 yards and two TDs

- **10/9 vs. Minnesota:** Carried the ball one time for four yards and caught two passes for 43 yards, including a 38-yard TD reception on a fake punt

2016 (w/ LAR - 11/0, 2/0)

Rushed for 101 yards on 21 carries (4.8 avg.) and caught 16 passes for 91 yards (5.7 avg.) ... Added 22 kick returns for 599 yards (27/2 avg.)

- **11/13 at New York Jets:** Carried the ball six times for a season-high 40 yards and caught three passes for seven yards

2015 (w/ STL - 16/1)

Appeared in all 16 games, rushing for 140 yards on 37 attempts (3.8 avg.) and caught 26 passes for 250 yards (9.6 avg.) ... Added 25 kick returns for 714 yards (28.6 vg.)

- **9/13 vs. Seattle:** Rushed 16 times for 45 yards and caught four passes for a career-high 77 receiving yards
- **12/17 vs. Tampa Bay:** Rushed two times for eight yards and recorded a career-long 102 kick return

2014 (w/ STL - 16/2)

Rushed for 246 yards on 66 attempts and caught 45 passes for a career-best 352 yards and one TD ... Added 35 kick returns for 963 yards (27.5 avg.)

- **12/28 at Seattle:** Carried the ball four times for 10 yards and totaled 57 receiving yards on seven receptions

2013 (w/ STL - 16/2)

Rushed for 246 yards on 66 attempts and caught 45 passes for a career-best 352 yards and one TD ... Added 35 kick returns for 963 yards (27.5 avg.)

- **11/24 vs. Chicago:** Carried the ball 13 times and recorded his first-career 100-yard rushing performance (109 yards)

COLLEGE (AT MIDDLE TENNESSEE STATE, 2009-12)

- Played in 37 games and registered 2,094 scrimmage yards (1,629 rushing and 465) in his four-year career
- Earned second team All-Sun Belt Conference as a senior after rushing for 600 yards and 11 TDs

PERSONAL

- Attended Good Pasture Christian (Madison, Tenn.) High School and was named TSWA All-State and the Region Player of the Year as a high school senior after rushing for 1,744 yards ... Scored 60 career TDs
- Avid video game player

REGULAR SEASON STATISTICS

YEAR	TEAM	GP/GS	RUSHING					RECEIVING				
			NO	YDS	AVG	LG	TD	NO	YDS	AVG	LG	TD
2013	STL	14/0	47	261	5.6	56	1	6	59	9.8	18	0
2014	STL	16/2	66	246	3.7	20	3	45	352	7.8	19	1
2015	STL	16/1	37	140	3.78	40	0	26	250	9.6	42	0
2016	LAR	11/0	21	101	4.81	24	0	16	91	5.7	12	0
2017	CHI	14/0	9	29	3.22	12	0	20	240	12.0	40	2
2018	CHI	15/0	11	20	1.82	6	0	1	9	9.0	9	0
Career totals:		86/3	191	797	4.17	56	4	114	1,001	8.8	42	3

Additional Statistics: 2,895 kick return yards on 110 attempts

POSTSEASON STATISTICS

YEAR	TEAM	GP/GS	RUSHING					RECEIVING				
			NO	YDS	AVG	LG	TD	NO	YDS	AVG	LG	TD
2018	CHI	1/0	1	2	2.00	2	0	0	0	0.0	0	0
Career totals:		1/0	1	2	2.00	2	0	0	0	0.0	0	0

2018 GAME-BY-GAME STATISTICS

DATE	OPP	RUSHING					RECEIVING					
		NO	YDS	AVG	LG	TD	NO	YDS	AVG	LG	TD	
09/09	at Green Bay	0	0	0	0	0	0	0	0.0	0	0	
09/17	vs. Seattle	0	0	0	0	0	0	0	0.0	0	0	
09/23	at Arizona	0	0	0.0	0	0	1	9	9.0	9	0	
09/30	vs. Tampa Bay	1	0	0.00	0	0	0	0	0.0	0	0	
10/07	BYE WEEK	20	46	2.3	17	0	8	73	9.1	28	0	
10/14	at Miami	3	8	2.67	4	0	0	0	0.0	0	0	
10/21	vs. New England	0	0	0	0	0	0	0	0.0	0	0	
10/28	vs. NYJ	0	0	0	0	0	0	0	0.0	0	0	
11/04	at Buffalo	0	0	0	0	0	0	0	0.0	0	0	
11/11	vs. Detroit	0	0	0	0	0	0	0	0.0	0	0	
11/18	vs. Minnesota	0	0	0	0	0	0	0	0.0	0	0	
11/22	at Detroit	0	0	0	0	0	0	0	0.0	0	0	
12/02	at NYG	Inactive										
12/09	vs. LAR	0	0	0	0	0	0	0	0.0	0	0	
12/16	vs. Green Bay	1	-1	-1.00	-1	0	0	0	0.0	0	0	
12/23	at San Francisco	0	0	0	0	0	0	0	0.0	0	0	
12/30	at Minnesota	6	13	2.17	6	0	0	0	0.0	0	0	
2018 totals:		11	20	1.82	6	0	1	9	9.0	9	0	

01/06	vs. Philadelphia	1	2	2.00	2	0	0	0	0.0	0	0
Postseason totals:		1	2	2.00	2	0	0	0	0.0	0	0

2017 GAME-BY-GAME STATISTICS

DATE	OPP	RUSHING					RECEIVING					
		NO	YDS	AVG	LG	TD	NO	YDS	AVG	LG	TD	
09/10	vs. Atlanta	0	0	0.0	0	0	0	0	0.0	0	0	
09/17	at Tampa Bay	Inactive										
09/24	vs. Pittsburgh	0	0	0.00	0	0	3	23	7.7	11	0	
09/28	at Green Bay	5	26	5.2	12	0	0	0	0.0	0	0	
10/02	BYE WEEK											
10/09	vs. Minnesota	1	4	4.00	4	0	2	43	21.5	38	1	
10/15	at Baltimore	3	8	2.7	4	0	0	0	0.0	0	0	
10/22	vs. Carolina	Inactive										
10/29	at New Orleans	1	0	0.0	0	0	1	0	0.0	0	0	
11/12	vs. Green Bay	1	0	0.00	0	0	3	32	10.7	23	0	
11/19	vs. Detroit	0	0	0.00	0	0	1	18	18.0	18	0	
11/26	at Philadelphia	1	-1	-1.0	-1	0	1	9	9.0	9	0	
12/03	vs. S.F.	0	0	0.0	0	0	0	0	0.0	0	0	
12/10	at Cincinnati	0	0	0.00	0	0	2	14	7.0	9	0	
12/16	at Detroit	0	0	0.00	0	0	4	33	8.3	12	1	
12/24	vs. Cleveland	0	0	0.00	0	0	2	62	31.0	40	0	
12/31	at Minnesota	0	0	0.00	0	0	1	6	6.0	6	0	
2017 totals:		9	29	3.2	12	0	20	240	12.0	40	2	

#29 BENNY CUNNINGHAM



2016 GAME-BY-GAME STATISTICS

DATE	OPP	RUSHING					RECEIVING				
		NO	YDS	AVG	LG	TD	NO	YDS	AVG	LG	TD
09/12	at S.F.	1	1	1.00	1	0	1	7	7.0	7	0
09/18	vs. Seattle	1	2	2.00	2	0	1	7	7.0	7	0
09/25	at Tampa Bay	2	29	14.50	22	0	1	10	10.0	10	0
10/2	at Arizona	0	0	0.0	0	0	0	0	0.0	0	0
10/9	vs. Buffalo	INACTIVE									
10/16	at Detroit	2	9	4.50	8	0	2	14	7.0	9	0
10/23	vs. NYG	11	63	5.7	17	0	0	0	0.0	0	0
10/30	BYE WEEK										
11/6	vs. Carolina	3	10	3.33	4	0	5	32	6.4	11	0
11/13	at Jacksonville	6	40	6.67	24	0	3	7	2.3	6	0
11/20	vs. Miami	2	7	3.50	6	0	1	-3	-3.0	-3	0
11/27	at New Orleans	0	0	0.00	0	0	1	12	12.0	12	0
12/4	at Green Bay	1	-1	-1.00	-1	0	0	0	0.0	0	0
12/11	vs. Atlanta	INACTIVE									
12/15	at Seattle	INACTIVE									
12/24	vs. S.F.	INACTIVE									
01/01	vs. Arizona	11	28	2.55	10	0	3	12	4.0	7	0
2016 totals:		21	101	4.81	24	0	16	91	5.7	12	0

2015 GAME-BY-GAME STATISTICS

DATE	OPP	RUSHING					RECEIVING				
		NO	YDS	AVG	LG	TD	NO	YDS	AVG	LG	TD
09/13	vs. Seattle	16	45	2.81	9	0	4	77	19.3	42	0
09/20	at Washington	1	0	0.00	0	0	4	27	6.8	10	0
09/27	vs. Pittsburgh	1	12	12.00	12	0	2	18	9.0	12	0
10/4	at Arizona	2	0	0.00	3	0	2	4	2.0	7	0
10/11	at Green Bay	0	0	0.00	0	0	2	28	14.0	17	0
10/18	BYE WEEK										
10/25	vs. Cleveland	4	11	2.75	8	0	2	13	6.5	10	0
11/1	vs. S.F.	0	0	0.0	0	0	0	0	0.0	0	0
11/8	at Minnesota	0	0	0.0	0	0	0	0	0.0	0	0
11/15	vs. Chicago	0	0	0.00	0	0	1	2	2.0	2	0
11/22	at Baltimore	1	0	0.00	0	0	1	20	20.0	20	0
11/29	at Cincinnati	2	12	6.00	8	0	1	5	5.0	5	0
12/6	vs. Arizona	0	0	0.0	0	0	0	0	0.0	0	0
12/13	vs. Detroit	3	14	4.67	9	0	1	8	8.0	8	0
12/17	vs. Tampa Bay	2	8	4.00	4	0	0	0	0.0	0	0
12/27	at Seattle	1	0	0.00	0	0	3	14	4.7	10	0
1/3	at S.F.	4	38	9.50	40	0	3	34	11.3	13	0
2015 totals:		37	140	3.78	40	0	26	250	9.6	42	0

2014 GAME-BY-GAME STATISTICS

DATE	OPP	RUSHING					RECEIVING				
		NO	YDS	AVG	LG	TD	NO	YDS	AVG	LG	TD
09/7	vs. Minnesota	5	21	4.2	7	0	4	30	7.5	12	0
09/14	at Tampa Bay	6	15	2.5	11	0	1	4	4.0	4	0
09/21	vs. Dallas	9	29	3.2	7	0	1	5	5.0	5	0
09/28	BYE										
10/5	at Philadelphia	7	47	6.7	14	1	3	24	8.0	12	0
10/13	vs. S.F.	7	21	3.0	5	1	2	12	6.0	6	0
10/19	vs. Seattle	2	3	1.5	5	0	5	46	9.2	18	1
10/26	at Kansas City	4	27	6.8	18	0	1	8	8.0	8	0
11/2	vs. S.F.	4	10	2.5	8	0	3	38	12.7	17	0
11/9	at Arizona	4	12	3.0	5	1	2	16	8.0	12	0
11/16	vs. Denver	2	7	3.5	6	0	4	31	7.8	12	0
11/23	at San Diego	4	18	4.5	8	0	2	11	5.5	7	0
11/30	vs. Oakland	2	3	1.5	5	0	0	0	0.0	0	0
12/7	at Washington	3	20	6.7	20	0	5	28	5.6	15	0
12/11	vs. Arizona	2	4	2.0	4	0	3	23	7.7	19	0
12/21	vs. NYG	1	-1	-1.0	-1	0	2	19	9.5	11	0
12/28	at Seattle	4	10	2.5	6	0	7	57	8.1	14	0
2014 totals:		66	246	3.7	20	3	45	352	7.8	19	1



2013 GAME-BY-GAME STATISTICS

DATE	OPP	RUSHING					RECEIVING				
		NO	YDS	AVG	LG	TD	NO	YDS	AVG	LG	TD
09/8	vs. Arizona	0	0	0.0	0	0	0	0	0.0	0	0
09/15	at Atlanta	2	0	0.0	0	0	0	0	0.0	0	0
09/22	at Dallas	4	16	4.00	9	0	1	6	6.0	6	0
09/26	vs. S.F.	4	6	1.50	7	0	1	17	17.0	17	0
10/6	vs. Jacksonville	4	13	3.25	6	0	0	0	0.0	0	0
10/13	at Houston	3	11	3.67	7	0	0	0	0.0	0	0
10/20	at Carolina	INACTIVE									
10/28	vs. Seattle	INACTIVE									
11/3	vs. Tennessee	3	11	3.67	6	0	0	0	0.0	0	0
11/10	at Indianapolis	7	72	10.29	56	0	1	18	18.0	18	0
11/17	BYE WEEK	2	7	3.5	6	0	4	31	7.8	12	0
11/24	vs. Chicago	13	109	8.38	27	1	0	0	0.0	0	0
12/1	at S.F.	2	16	8.00	13	0	0	0	0.0	0	0
12/8	at Arizona	2	9	4.50	6	0	2	16	8.0	10	0
12/15	vs. New Orleans	2	0	0.00	0	0	0	0	0.0	0	0
12/22	vs. Tampa Bay	1	-2	-2.00	-2	0	0	0	0.0	0	0
12/29	at Seattle	0	0	0.00	0	0	1	2	2.0	2	0
2013 totals:		47	261	5.55	56	1	6	59	9.8	18	0

99



MARCELL DAREUS



DEFENSIVE TACKLE
6-3 | 331 LBS | 03-13-1990
ALABAMA
BIRMINGHAM, ALABAMA
ACQ: TRADE (BUFFALO) 2017
EXP: 9TH YEAR

TRANSACTIONS

Originally drafted by Buffalo in the first round (third overall) of the 2011 NFL draft ... Traded to Jacksonville for a 2018 sixth-round draft pick on 10/28/17

PRO (GAMES PLAYED/STARTED - 115/101, 3/1)

- Earned All-Pro honors in 2014
- Selected to the Pro Bowl in 2014 and 2015

2018 (w/ JAX - 15/15)

Started all 15 games he appeared in and recorded 32 tackles (23 solo) ... Made his 100th career start against Miami on 12/23/18

- **9/23 vs. TEN:** Started at NT and recorded six tackles (four solo)
- **9/30 vs. NYJ:** Started at NT and recorded three tackles, including a tackle on Jets RB **Isaiah Crowell** in the endzone that resulted in a safety
- **10/28 vs. PHI:** Started at NT and recorded five tackles (three solo), including a strip-sack, which led to a K **Josh Lambo** 51-yard FG

2017 (w/ JAX - 9/0)

Appeared in nine games and totaled 21 tackles (19 solo), one sack and one tackle for a loss ... Recorded 10 tackles (eight solo), two sacks and four tackles for a loss in the postseason

- **11/5 vs. CIN:** Made his Jaguars debut and recorded three solo tackles
- **11/12 vs. LAC:** Recorded four tackles (three solo)
- **12/31 at TEN:** Started at NT and recorded four solo tackles, one sack and one tackle for a loss
- **1/7 vs. BUF:** Started at NT and recorded four tackles (three solo) and one tackle for a loss
- **1/14 at PIT:** Recorded one solo tackle, his first career postseason sack and one tackle for a loss
- **1/21 at N.E.:** Recorded five tackles (four solo), two tackles for a loss and one sack

2017 (w/ BUF - 5/3)

Appeared in five games with Buffalo prior to his trade to Jacksonville and totaled eight tackles (four solo), one sack and two tackles for a loss

2016 (w/ BUF - 8/8)

Appeared in eight games with seven starts and recorded 39 tackles (24 solo), five tackles for a loss, 3.5 sacks and one pass defensed

2015 (w/ BUF - 15/15)

Started all 15 games he appeared in and totaled 51 tackles (38 solo), nine tackles for a loss and two sacks

2014 (w/ BUF - 15/15)

Started all 15 games he appeared in under current Jaguars Head Coach **Doug Marrone** and totaled 49 tackles (36 solo), 12 tackles for a loss, a career high 10 sacks, one pass defensed and one forced fumble

2013 (w/ BUF - 16/14)

Appeared in all 16 games under current Jaguars Head Coach Doug Marrone, starting 14 and recorded a career high 71 tackles (46 solo), eight tackles for a loss, 7.5 sacks, three passes defensed and one forced fumble

2012 (w/ BUF - 16/16)

Started in all 16 games and recorded 39 tackles (26 solo), five tackles for a loss, 5.5 sacks, six passes defensed and one fumble recovery

2011 (w/ BUF - 16/15)

Appeared in all 16 games, starting 15 and totaled 43 tackles (32 solo), nine tackles for a loss, 5.5 sacks, two passes defensed and one fumble recovery

COLLEGE (AT ALABAMA, 2008-10)

- Appeared in 33 career games, totaling 39 tackles (27 solo), 20 tackles for loss and 11 sacks.
- Won the BCS National Championship in 2010 and was named the game's defensive MVP

PERSONAL

- Totaled 117 tackles and 20 sacks as a senior, and also returned a fumble for a touchdown
- Attended Huffman (Ala.) High School
- ASWA All-State honorable mention, listed on the Atlanta Journal-Constitution's Super Southern 100 and the Mobile Press-Register Elite 18.

REGULAR SEASON STATISTICS

YEAR	TEAM	GP/GS	TKL	SOLO	ASST	SACKS	FF	FR	PD	TFL
2011	BUF	16/15	43	32	11	5.5	0	1	2	9
2012	BUF	16/16	39	26	13	5.5	0	1	6	5
2013	BUF	16/14	71	46	25	7.5	1	0	3	8
2014	BUF	15/15	49	36	13	10.0	1	0	1	12
2015	BUF	15/15	51	38	13	2.0	0	0	0	5
2016	BUF	8/7	39	24	15	3.5	0	0	1	5
2017	BUF	5/3	8	4	4	1.0	0	0	0	2
2017	JAX	9/0	21	19	2	1.0	0	0	0	1
2018	JAX	15/15	32	23	9	1.0	1	0	1	3
NFL totals: 8 yrs.		115/101	353	247	106	37.0	3	2	14	50

Single Game Career Highs

Tackles:

8 (two times, last: 11/12/16 vs. Jax)

Sacks:

3.0 (two times; last: 11/9/14 vs. K.C.)

Forced fumbles:

1 (three times; last: 10/28/18 vs. PHI)

Fumble recoveries:

1 (two times; last: 10/7/14 at S.F.)

POSTSEASON CAREER STATISTICS

YEAR	TEAM	GP/GS	TKL	SOLO	ASST	SACKS	FF	FR	PD	TFL
2017	JAX	3/1	10	8	2	2.0	0	0	0	4
NFL totals: 8 yrs.		3/1	10	8	2	2.0	0	0	0	4

2018 GAME-BY-GAME STATISTICS

DATE	OPP	TKL	SOLO	ASST	SACKS	FF	FR	PD	TFL	
09/09	at N.Y. Giants	5	3	2	0.0	0	0	0	0	
09/16	vs. New England	3	3	0	0.0	0	0	0	0	
09/23	vs. Tennessee	6	4	2	0.0	0	0	0	0	
09/30	vs. N.Y. Jets	3	3	0	0.0	0	0	0	1	
10/07	at Kansas City	2	2	0	0.0	0	0	0	0	
10/14	at Dallas	3	1	2	0.0	0	0	0	0	
10/21	vs. Houston	0	0	0	0.0	0	0	0	0	
10/28	vs. Philadelphia	5	3	2	1.0	1	0	0	1	
BYE WEEK										
11/11	at Indianapolis	0	0	0	0.0	0	0	0	0	
11/18	vs. Pittsburgh	1	1	0	0.0	0	0	0	0	
11/25	at Buffalo	INACTIVE								
12/02	vs. Indianapolis	1	1	0	0.0	0	0	0	0	
12/06	at Tennessee	1	0	1	0.0	0	0	0	0	
12/16	vs. Washington	0	0	0	0.0	0	0	0	0	
12/23	at Miami	1	1	0	0.0	0	0	1	1	
12/30	at Houston	1	1	0	0.0	0	0	0	0	
2018 totals:		32	23	9	1.0	1	0	1	2	

#99 MARCELL DAREUS

2017 GAME-BY-GAME STATISTICS

DATE	OPP	TKL	SOLO	ASST	SACKS	FF	FR	PD	TFL
W/BUF									
09/10	vs. New York Jets	0	0	0	0.0	0	0	0	0
09/17	at Carolina	1	0	1	0.0	0	0	0	0
09/24	vs. Denver	0	0	0	0.0	0	0	0	0
10/01	at Atlanta	0	0	0	0.0	0	0	0	0
10/08	at Cincinnati	2	1	1	1.0	0	0	0	1
BYE WEEK									
10/22	vs. Tampa Bay	5	3	2	0.0	0	0	0	1
W/JAX									
BYE WEEK									
11/05	vs. Cincinnati	3	3	0	0.0	0	0	0	0
11/12	vs. LA Chargers	4	3	1	0.0	0	0	0	0
11/19	at Cleveland	1	1	0	0.0	0	0	0	0
11/26	at Arizona	0	0	0	0.0	0	0	0	0
12/03	vs. Indianapolis	3	3	0	0.0	0	0	0	0
12/10	vs. Seattle	3	2	1	0.0	0	0	0	0
12/17	vs. Houston	2	2	0	0.0	0	0	0	0
12/24	at San Francisco	1	1	0	0.0	0	0	0	0
12/31	at Tennessee	3	3	0	1.0	0	0	0	1
2017 totals:		28	22	6	2.0	0	0	0	3
01/07	vs. Buffalo	4	3	1	0.0	0	0	0	1
01/14	at Pittsburgh	1	1	0	1.0	0	0	0	1
01/21	at New England	5	4	1	1.0	0	0	0	2
Postseason totals:		10	8	2	2.0	0	0	0	4

2016 GAME-BY-GAME STATISTICS

DATE	OPP	TKL	SOLO	ASST	SACKS	FF	FR	PD	TFL
09/11	at Baltimore	---							
09/15	vs. N.Y. Jets	---							
09/25	vs. Arizona	---							
10/02	at New England	---							
10/09	at L.A. Rams	INACTIVE							
10/16	vs. San Francisco	INACTIVE							
10/23	at Miami	INACTIVE							
10/30	at New England	4	4	0	1.0	0	0	0	2
11/07	at Seattle	INACTIVE							
BYE WEEK									
11/20	at Cincinnati	4	2	2	0.5	0	0	1	0
11/27	vs. Jacksonville	8	5	3	2.0	0	0	0	3
12/04	at Oakland	4	2	2	0.0	0	0	0	0
12/11	vs. Pittsburgh	7	5	2	0.0	0	0	0	0
12/18	vs. Cleveland	1	0	1	0.0	0	0	0	0
12/24	vs. Miami	7	4	3	0.0	0	0	0	0
01/01	at N.Y. Jets	4	2	2	0.0	0	0	0	0
2016 totals:		39	25	14	3.5	0	0	1	5

2015 GAME-BY-GAME STATISTICS

DATE	OPP	TKL	SOLO	ASST	SACKS	FF	FR	PD	TFL
09/13	vs. Indianapolis	---							
09/20	vs. New England	1	1	0	0.0	0	0	0	0
09/27	at Miami	4	4	0	1.0	0	0	0	1
10/04	vs. N.Y. Giants	4	4	0	0.0	0	0	0	0
10/11	at Tennessee	5	2	3	0.0	0	0	0	0
10/18	vs. Cincinnati	4	3	1	0.0	0	0	0	1
10/25	at Jacksonville	4	3	1	0.0	0	0	0	0
BYE WEEK									
11/08	vs. Miami	1	0	1	0.0	0	0	0	0
11/12	at N.Y. Jets	3	2	1	1.0	0	0	0	1
11/23	at New England	2	1	1	0.0	0	0	0	1
11/29	at Kansas City	6	6	0	0.0	0	0	0	1
12/06	vs. Houston	4	3	1	0.0	0	0	0	0
12/13	at Philadelphia	5	3	2	0.0	0	0	0	0
12/20	at Washington	3	1	2	0.0	0	0	0	0
12/27	vs. Dallas	2	2	0	0.0	0	0	0	0
01/03	vs. N.Y. Jets	3	3	0	0.0	0	0	0	0
2015 totals:		51	38	13	2.0	0	0	0	5

2014 GAME-BY-GAME STATISTICS

DATE	OPP	TKL	SOLO	ASST	SACKS	FF	FR	PD	TFL
09/07	at Chicago	3	2	1	0.0	0	0	0	0
09/14	vs. Miami	2	2	0	0.0	0	0	1	1
09/21	vs. San Diego	5	3	2	1.0	0	0	0	1
09/28	at Houston	4	4	0	1.0	0	0	0	3
10/05	at Detroit	5	5	0	3.0	1	0	0	2
10/12	vs. New England	3	2	1	0.0	0	0	0	0
10/19	vs. Minnesota	4	3	1	2.0	0	0	0	2
10/26	at N.Y. Jets	1	1	0	0.0	0	0	0	0
BYE WEEK									
11/09	vs. Kansas City	4	3	1	3.0	0	0	0	3
11/13	vs. Miami	2	1	1	0.0	0	0	0	0
11/24	vs. N.Y. Jets	1	0	1	0.0	0	0	0	0
11/30	vs. Cleveland	4	2	2	0.0	0	0	0	0
12/07	at Denver	3	3	0	0.0	0	0	0	0
12/14	vs. Green Bay	4	3	1	0.0	0	0	0	0
12/21	at Oakland	1	1	0	0.0	0	0	0	0
12/28	at New England	INACTIVE							
2014 totals:		49	36	13	10.0	1	0	1	12

2013 GAME-BY-GAME STATISTICS

DATE	OPP	TKL	SOLO	ASST	SACKS	FF	FR	PD	TFL
09/08	vs. New England	5	4	1	0.5	0	0	1	0
09/15	vs. Carolina	4	0	4	0.5	0	0	0	0
09/22	at N.Y. Jets	2	2	0	0.0	0	0	0	0
09/29	vs. Baltimore	7	5	2	2.0	0	0	0	2
10/03	at Cleveland	5	1	4	0.0	0	0	0	0
10/13	vs. Cincinnati	4	4	0	1.0	0	0	0	1
10/20	at Miami	6	4	2	0.0	0	0	0	0
10/27	at New Orleans	4	4	0	0.0	0	0	0	0
11/03	vs. Kansas City	5	4	1	0.0	0	0	0	0
11/10	at Pittsburgh	4	3	1	1.0	1	0	0	1
11/17	vs. N.Y. Jets	3	2	1	0.0	0	0	1	0
BYE WEEK									
12/01	vs. Atlanta	8	4	4	1.0	0	0	1	2
12/08	at Tampa Bay	4	3	1	1.0	0	0	0	2
12/15	at Jacksonville	3	2	1	0.5	0	0	0	0
12/22	vs. Miami	3	3	0	0.0	0	0	0	0
12/29	at New England	4	1	3	0.0	0	0	0	0
2013 totals:		71	46	25	7.5	1	0	3	8


2012 GAME-BY-GAME STATISTICS

DATE	OPP	TKL	SOLO	ASST	SACKS	FF	FR	PD	TFL
09/09	at N.Y. Jets	1	1	0	0.0	0	0	0	0
09/16	vs. Kansas City	2	2	0	1.0	0	0	0	2
09/23	at Cleveland	1	0	1	0.5	0	0	0	0
09/30	vs. New England	3	0	3	0.5	0	0	1	0
10/07	at San Francisco	2	2	0	0.0	0	1	0	0
10/14	at Arizona	3	1	2	0.0	0	0	0	0
10/21	vs. Tennessee	1	1	0	0.0	0	0	0	0
BYE WEEK									
11/04	at Houston	3	1	2	0.0	0	0	0	0
11/11	at New England	5	4	1	0.5	0	0	2	0
11/15	vs. Miami	4	2	2	0.0	0	0	1	0
11/25	at Indianapolis	5	5	0	1.0	0	0	0	1
12/02	vs. Jacksonville	INACTIVE							
12/09	vs. St. Louis	2	1	1	0.0	0	0	0	0
12/16	vs. Seattle	2	2	0	0.0	0	0	0	0
12/23	at Miami	4	4	0	2.0	0	0	0	2
12/30	vs. N.Y. Jets	1	0	1	0.0	0	0	1	0
2012 totals:		39	26	13	5.5	0	1	6	5

2011 GAME-BY-GAME STATISTICS

DATE	OPP	TKL	SOLO	ASST	SACKS	FF	FR	PD	TFL
09/11	at Kansas City	2	2	0	0.0	0	0	0	0
09/18	vs. Oakland	4	4	0	0.0	0	0	0	0
09/25	vs. New England	1	0	1	0.0	0	0	1	0
10/02	at Cincinnati	4	2	2	1.0	0	0	0	1
10/09	vs. Philadelphia	INACTIVE							
10/16	at N.Y. Giants	4	3	1	0.0	0	0	0	1
BYE WEEK									
10/30	vs. Washington	4	2	2	2.5	0	0	0	2
11/06	vs. N.Y. Jets	5	4	1	0.0	0	1	1	0
11/13	at Dallas	2	2	0	0.0	0	0	0	0
11/20	at Miami	2	2	0	0.0	0	0	0	1
11/27	at N.Y. Jets	1	1	0	0.0	0	0	0	0
12/04	vs. Tennessee	1	0	1	0.0	0	0	0	0
12/11	at San Diego	5	3	2	1.0	0	0	0	2
12/18	vs. Miami	3	3	0	1.0	0	0	0	1
12/24	vs. Denver	4	3	1	0.0	0	0	0	1
01/01	at New England	1	1	0	0.0	0	0	0	0
2011 totals		43	32	11	5.5	0	1	2	9

22



CODY DAVIS

SAFETY
6-2 | 203 LBS | 6-6-1989
TEXAS TECH
STEPHENVILLE, TEXAS
ACQ: UNRESTRICTED FREE AGENT 2018
EXP: 7TH YEAR



TRANSACTIONS

Originally signed by St. Louis as an undrafted rookie on 4/29/13 ... Waived on 8/31/13 ... Signed to the practice squad by St. Louis on 9/2/13 ... Promoted to the 53-man roster on 9/27/13 ... Re-signed with Los Angeles on 3/9/16 ... Signed as an unrestricted free agent by Jacksonville on 3/15/18

PRO (GAMES PLAYED/STARTED) - 81/5

Career totals include 31 tackles (20 solo), two INTs, seven passes defended, one fumble recovery and 38 special teams tackles

2018 (w/ JAX - 16/0)

Appeared in all 16 games and led the team with 10 special teams tackles

2017 (w/ LAR - 7/3)

Appeared in seven games with two starts and recorded 19 tackles (12 solo), one INT and four passes defended

- **10/8 vs. SEA:** Recorded five tackles (four solo), one INT and three passes defended

2016 (w/ LAR - 15/3)

Saw action in 15 games with three starts

2015 (w/ STL - 16/0)

Saw action in all 16 games and recorded 10 special teams tackles

2014 (w/ STL - 15/0)

Saw action in 15 games and totaled two solo tackles and seven special teams tackles

2013 (w/ STL - 12/0)

Saw action in 12 games and recorded five special teams tackles

COLLEGE (AT TEXAS TECH, 2009-12)

- Finished his collegiate career ranked eighth in school history with 362 tackles
- Named a Capital One Academic All-America first-team selection and an All-Big 12 second-team member after he led the Raiders with 101 tackles during his senior year

PERSONAL

- Attended Stephenville (Texas) High School, where he started in the defensive backfield for three years

REGULAR SEASON STATISTICS

YEAR	TEAM	GP/GS	TKL	SOLO	ASST	SACKS	FF	FR	PD	INT
2013	STL	12/0	0	0	0	0.0	0	0	0	0
2014	STL	15/0	2	2	0	0.0	0	1	0	0
2015	STL	16/0	0	0	0	0.0	0	0	0	0
2016	LAR	15/3	10	6	4	0.0	0	0	3	1
2017	LAR	7/2	19	12	7	0.0	0	0	4	1
2018	JAX	16/0	0	0	0	0.0	0	0	0	0
Career totals: 6 yrs. 81/5			31	20	11	0.0	0	1	7	2

Additional statistics: five special teams tackles in 2013; seven in 2014; 10 in 2015; four in 2016; three in 2017; 10 in 2018

Single Game Career Highs

Tackles:

5 (10/8/17 vs. SEA)

Passes Defended:

3 (10/8/17 vs. SEA)

POSTSEASON STATISTICS

YEAR	TEAM	GP/GS	TKL	SOLO	ASST	SACKS	FF	FR	PD	INT
2017	STL	1/0	0	0	0	0.0	0	0	0	0
Postseason totals: 1/0			0	0	0	0.0	0	0	0	0

2018 GAME-BY-GAME STATISTICS

DATE	OPP	TKL	SOLO	ASST	ST	SACKS	FF	FR	PD	INT
09/09	at N.Y. Giants	0	0	0	0	0.0	0	0	0	0
09/16	vs. New England	0	0	0	0	0.0	0	0	0	0
09/23	vs. Tennessee	0	0	0	2	0.0	0	0	0	0
09/30	vs. N.Y. Jets	0	0	0	2	0.0	0	0	0	0
10/07	at Kansas City	0	0	0	0	0.0	0	0	0	0
10/14	at Dallas	0	0	0	0	0.0	0	0	0	0
10/21	vs. Houston	0	0	0	0	0.0	0	0	0	0
10/28	vs. Philadelphia	0	0	0	0	0.0	0	0	0	0
BYE WEEK										
11/11	at Indianapolis	0	0	0	0	0.0	0	0	0	0
11/18	vs. Pittsburgh	0	0	0	0	0.0	0	0	0	0
11/25	at Buffalo	0	0	0	0	0.0	0	0	0	0
12/02	vs. Indianapolis	0	0	0	1	0.0	0	0	0	0
12/06	at Tennessee	0	0	0	2	0.0	0	0	0	0
12/16	vs. Washington	0	0	0	1	0.0	0	0	0	0
12/23	at Miami	0	0	0	0	0.0	0	0	0	0
12/30	at Houston	0	0	0	2	0.0	0	0	0	0
2018 totals:		0	0	0	10	0.0	0	0	0	0

#22 CODY DAVIS



2017 GAME-BY-GAME STATISTICS

DATE	OPP.	TKL	SOLO	ASST	INT	SACKS	FF	FR	PD
09/10	vs. Indianapolis	0	0	0	0	0.0	0	0	0
09/17	vs. Washington	3	1	1	0	0.0	0	0	0
09/21	at San Francisco	4	3	1	0	0.0	0	0	0
10/01	at Dallas	2	1	1	0	0.0	0	0	0
10/08	vs. Seattle	5	4	1	1	0.0	0	0	3
10/15	at Jacksonville	2	0	2	0	0.0	0	0	0
10/22	vs. Arizona	INACTIVE							
	BYE WEEK								
11/05	at New York	INJURED RESERVE							
11/12	vs. Houston	INJURED RESERVE							
11/19	at Minnesota	INJURED RESERVE							
11/26	vs. New Orleans	INJURED RESERVE							
12/02	at Arizona	INJURED RESERVE							
12/10	vs. Philadelphia	INJURED RESERVE							
12/17	at Seattle	INJURED RESERVE							
12/24	at Tennessee	INJURED RESERVE							
12/31	vs. San Francisco	3	2	1	0	0.0	0	0	1
2017 totals:		19	12	7	1	0.0	0	0	4
01/06	vs. Atlanta	0	0	0	0	0.0	0	0	0
2017 totals:		0	0	0	0	0.0	0	0	0

2016 GAME-BY-GAME STATISTICS

DATE	OPP.	TKL	SOLO	ASST	INT	SACKS	FF	FR	PD
09/12	at San Francisco	0	0	0	0	0.0	0	0	0
09/18	vs. Seattle	1	1	0	0	0.0	0	0	0
09/25	at Tampa Bay	1	1	0	0	0.0	0	0	0
10/02	at Arizona	1	1	0	0	0.0	0	0	1
10/09	vs. Buffalo	0	0	0	0	0.0	0	0	0
10/16	at Detroit	0	0	0	0	0.0	0	0	0
10/23	vs. N.Y. Giants	0	0	0	0	0.0	0	0	0
	BYE WEEK								
11/06	vs. Carolina	0	0	0	0	0.0	0	0	0
11/13	at N.Y. Jets	0	0	0	0	0.0	0	0	0
11/20	vs. Miami	0	0	0	0	0.0	0	0	0
11/27	at New Orleans	1	1	0	0	0.0	0	0	0
12/04	at New England	0	0	0	0	0.0	0	0	0
12/11	vs. Atlanta	0	0	0	0	0.0	0	0	0
12/15	at Seattle	4	0	4	1	0.0	0	0	1
12/24	vs. San Francisco	2	2	0	0	0.0	0	0	1
01/01	vs. Arizona	0	0	0	0	0.0	0	0	0
2016 totals:		10	6	4	1	0.0	0	0	3

Additional statistics: four special teams tackles

2015 GAME-BY-GAME STATISTICS

DATE	OPP.	TKL	SOLO	ASST	INT	SACKS	FF	FR	PD
09/13	vs. Seattle	0	0	0	0	0.0	0	0	0
09/20	at Washington	0	0	0	0	0.0	0	0	0
09/27	vs. Pittsburgh	0	0	0	0	0.0	0	0	0
10/04	at Arizona	0	0	0	0	0.0	0	0	0
10/11	at Green Bay	0	0	0	0	0.0	0	0	0
	BYE WEEK								
10/25	vs. Cleveland	0	0	0	0	0.0	0	0	0
11/01	vs. San Francisco	0	0	0	0	0.0	0	0	0
11/08	at Minnesota	0	0	0	0	0.0	0	0	0
11/15	vs. Chicago	0	0	0	0	0.0	0	0	0
11/22	at Baltimore	0	0	0	0	0.0	0	0	0
11/29	at Cincinnati	0	0	0	0	0.0	0	0	0
12/06	vs. Arizona	0	0	0	0	0.0	0	0	0
12/13	vs. Detroit	0	0	0	0	0.0	0	0	0
12/17	vs. Tampa Bay	0	0	0	0	0.0	0	0	0
12/27	at Seattle	0	0	0	0	0.0	0	0	0
01/03	at San Francisco	0	0	0	0	0.0	0	0	0
2015 totals:		0	0	0	0	0.0	0	0	0

Additional statistics: 10 special teams tackles

2014 GAME-BY-GAME STATISTICS


DATE	OPP.	TKL	SOLO	ASST	INT	SACKS	FF	FR	PD
09/07	vs. Minnesota	1	1	0	0	0.0	0	0	0
09/14	at Tampa Bay	0	0	0	0	0.0	0	0	0
09/21	vs. Dallas	0	0	0	0	0.0	0	1	0
	BYE WEEK								
10/05	vs. Philadelphia	0	0	0	0	0.0	0	0	0
10/13	vs. San Francisco	0	0	0	0	0.0	0	0	0
10/19	vs. Seattle	0	0	0	0	0.0	0	0	0
10/26	at Kansas City	1	1	0	0	0.0	0	0	0
11/02	at San Francisco	0	0	0	0	0.0	0	0	0
11/09	at Arizona	0	0	0	0	0.0	0	0	0
11/16	vs. Denver	0	0	0	0	0.0	0	0	0
11/23	at San Diego	0	0	0	0	0.0	0	0	0
11/30	vs. Oakland	0	0	0	0	0.0	0	0	0
12/07	at Washington	0	0	0	0	0.0	0	0	0
12/11	vs. Arizona	0	0	0	0	0.0	0	0	0
12/21	vs. N.Y. Giants	0	0	0	0	0.0	0	0	0
12/28	at Seattle	0	0	0	0	0.0	0	0	0
2014 totals:		2	2	0	0	0.0	0	1	0

Additional statistics: seven special teams tackles

2013 GAME-BY-GAME STATISTICS

DATE	OPP.	TKL	SOLO	ASST	INT	SACKS	FF	FR	PD
09/08	vs. Arizona	INACTIVE							
09/15	at Atlanta	INACTIVE							
09/22	at Dallas	INACTIVE							
09/26	vs. San Francisco	INACTIVE							
10/06	vs. Jacksonville	0	0	0	0	0.0	0	0	0
10/13	at Houston	0	0	0	0	0.0	0	0	0
10/20	at Carolina	0	0	0	0	0.0	0	0	0
10/28	vs. Seattle	0	0	0	0	0.0	0	0	0
11/03	vs. Tennessee	0	0	0	0	0.0	0	0	0
	BYE WEEK								
11/24	vs. Chicago	0	0	0	0	0.0	0	0	0
12/01	at San Francisco	0	0	0	0	0.0	0	0	0
12/08	at Arizona	0	0	0	0	0.0	0	0	0
12/15	vs. New Orleans	0	0	0	0	0.0	0	0	0
12/22	vs. Tampa Bay	0	0	0	0	0.0	0	0	0
12/29	at Seattle	0	0	0	0	0.0	0	0	0
2013 totals:		0	0	0	0	0.0	0	0	0

Additional statistics: five special teams tackles





NICK FOLES

QUARTERBACK
6-6 | 243 LBS | 1-20-1989
ARIZONA
AUSTIN, TEXAS
ACQ: UNRESTRICTED FREE AGENT 2019
EXP: 8TH YEAR



TRANSACTIONS

Originally drafted by Philadelphia in the third round (88th overall) of the 2012 draft ... Traded to St. Louis in exchange for QB **Sam Bradford** and a 2015 fifth-round draft choice on 3/10/15 ... Released on 7/27/16 ... Signed by Kansas City on 8/4/16 ... Signed by Philadelphia 3/13/17 ... Signed by Jacksonville on 3/13/19

PRO (GAMES PLAYED/STARTED - 54/44, 6/6)

Eighth-year QB was named Super Bowl LII MVP after leading Philadelphia to its first Super Bowl championship in franchise history in 2017

- En route to capturing the Lombardi Trophy in 2017, Foles recorded a 100-plus passer rating in all three playoff games, posting 971 yards, six TDs and an NFL single-postseason record 72.6 completion percentage, and the third-highest passer rating in a single postseason in league history (115.7)
- Owens the highest passer rating in Eagles franchise history (93.2), and the sixth-highest in NFL postseason history (98.8)
- Awarded the ESPY for "Best Championship Performance" in 2018 following his postseason and Super Bowl success
- Earned NFC Offensive Player of the Month honors in November 2013, and won NFC Offensive Player of the Week three times (Week 6, 2013; Week 9, 2013; Week 16, 2018)

2018 (w/ PHI - 5/5, 2/2)

Started the final five games of the regular season, posting a 4-1 record and leading the Eagles to a playoff berth ... Completed 141 of 195 passes for 1,413 yards and seven TDs

- 12/23 vs. HOU:** Threw for 471 yards on 35 of 49 passing and recorded a season-high 120.4 passer rating
- 12/30 vs. WAS:** Tied an NFL record shared by **Phillip Rivers** and **Ryan Tannehill** for the most consecutive completions (25) ... Foles and Rivers are the only QBs to do so in a single game
- 1/6 at CHI:** Threw for 266 yards and two TDs in the Divisional round road win

2017 (w/ PHI - 7/3, 3/3)

Started the final three games of the regular season, posting a 2-1 record, including a division-clinching road win at the New York Giants

- Recorded a 100-plus passer rating in all three playoff games, posting 971 yards, six TDs and the highest completion percentage in NFL single-postseason history (72.6), and the third-highest passer rating in league history (115.7)
- Became the third player in NFL history to record a postseason passing TD, rushing TD and receiving TD, joining **Kordell Stewart** and **Freeman McNeil**
 - 12/17 at NYG:** Completed 24 of 38 passes for 237 yards and four TDs and zero INTs en route to a 115.8 passer rating
 - 1/21 vs. MIN:** Clinched the NFC Championship title with a 352-yard performance, tallying three TDs and zero INTs
 - 2/4 vs. N.E.:** Threw for 373 yards and three TDs, earning Super Bowl LII MVP honors ... His 373 yards were the third-most among Super Bowl-winning QBs in league history ... Became the first QB to catch a TD in the Super Bowl when he caught a 1-yard pass from **Trey Burton** on fourth down, known as the "Philly Special," which garnered an ESPY for "Best Play"

2016 (w/ K.C. - 3/1)

Played in three games, starting one, throwing for 410 yards and three TDs

2015 (w/ STL - 11/11)

Started in all 11 games that he played, throwing for 2,052 yards and seven TDs

2014 (w/ PHI - 8/8)

Posted a 6-2 record before suffering a broken collarbone and was placed on IR

- 9/21 vs. WAS:** Threw for 325 yards and three TDs en route to a 114.4 passer rating

2013 (w/ PHI - 13/10)

Started the final 10 games of the season, posting an 8-2 record en route to his first Pro Bowl appearance

- Totaled 2,891 passing yards and recorded a 27-2 TD-INT ratio, surpassing **Tom Brady's** 36-4 INT-TD ratio for the best in NFL history ... Foles is the only QB in NFL history to record 20+ passing TDs with no more than two INTs
- Posted passer ratings of 100-plus in eight of his 10 starts
- Set a team record with 233 consecutive passes without an INT
 - 11/3 at OAK:** Threw for 406 yards on 22 of 28 passing for a career-high seven TDs and zero INTs for a 158.2 passer rating ... One of eight QBs in NFL

history to throw seven TDs in a single game ... His jersey, cleats and the football from

- 12/22 vs. CHI:** Set a career-high 84 percent completion percentage on 21 of 25 passing for 230 yards in a 54-11 victory

2012 (w/ PHI - 7/6)

Started the final six games of the season, throwing for 1,699 yards and six TDs

- 12/9 at T.B.:** Tallied a season-high 381 yards, including the game-winning, 1-yard pass as time expired

COLLEGE (AT ARIZONA, 2009-11)

- Began his collegiate career at Michigan State, where he appeared in one game before transferring to Arizona following the 2007 season
- Redshirted during his freshman season in 2008
- Played in all 13 games during his redshirt sophomore season, starting the final 10 games and posted 2,486 passing yards and 19 TDs
- As a redshirt junior, led the Wildcats to a 7-1 start and led U of A to a game-winning drive against No. 9 Iowa ... Finished the season with 3,191 yards and 20 TDs
- During his final season in Tuscon, completed 387 of 560 passes of 4,334 yards and 28 TDs, ranking first in the Pac-12 and fifth among all NCAA Division I FBS QBs with an average of 352.58 yards per game
- Finished his career at Arizona as the school's all-time leader in attempts (1,369), completions (933), passing yards (10,011) and TDs (67)
- Graduated with a degree in communications

PERSONAL

- He and his wife, Tori, have one daughter, Lily, and one golden doodle, Henry
- Tori played volleyball at Arizona, where the couple met
- Son of Melissa and Larry, who both are in the restaurant business
- Has two sisters, Lacey and Katie
- Authored, *Believe It*, which recounts his "journey of success, failure and overcoming the odds and debuted at No. 5 on the New York Times' best-seller list for hardcover nonfictions and additionally appeared on the Publishers Weekly and USA Today best-seller lists ... Donated 100 percent of the book's profits to charity
- Attended Westlake (Texas) High School, where he set school records for passing yards (5,658) and TDs (56), breaking marks previously held by **Drew Brees** ... Was teammates with current Baltimore K **Justin Tucker** ... Also a three-year starter and two-time MVP of the school's basketball team, and was recruited by numerous Division I basketball programs

REGULAR SEASON PASSING STATISTICS

YEAR	TEAM	P/S	COMP	ATT	PCT	YDS	AVG	TD	INT	SK	RTG
2012	PHI	7/6	161	265	60.8	1,699	6.4	6	5	20	79.1
2013	PHI	13/10	203	317	64.0	2,891	9.1	27	2	28	119.2
2014	PHI	8/8	186	311	59.8	2,163	7.0	13	10	9	81.4
2015	STL	11/11	190	337	56.4	2,052	6.1	7	10	14	69.0
2016	K.C.	3/1	36	55	65.5	410	7.5	3	0	4	105.9
2017	PHI	7/3	57	101	56.4	537	5.3	5	2	5	79.5
2018	PHI	5/5	141	195	72.3	1,413	7.2	7	4	9	96.0
NFL totals: 7 yrs.		54/44	974	1,581	61.6	11,165	7.1	68	33	89	88.5

Single-Game Career-Highs

Passing completions:
36 (10/26/14 at ARI)

Passing attempts
62 (10/26/14 at ARI)

Passing percentage:
84.8 (12/30/18 at WAS)

Passing yards:
471 (12/23/18 vs. HOU)

Passing touchdowns:
7 (11/3/13 at OAK)

Passer rating:
158.3 (11/3/13)

#7 NICK FOLES

REGULAR SEASON RUSHING STATISTICS

YEAR	TEAM	W-L*	ATT	YDS	AVG	TD
2012	PHI	1-5	11	42	3.8	1
2013	PHI	8-2	57	221	3.9	3
2014	PHI	6-2	16	68	4.3	0
2015	STL	4-7	17	20	1.2	1
2016	K.C.	1-0	4	-4	-1.0	0
2017	PHI	2-1	11	3	0.3	0
2018	PHI	4-1	9	17	1.9	0
NFL totals: 7 yrs. 26-18 125 367 2.9 5						

* games started

Single Game Career Highs

Rushing attempts:

9 (twice; last: 12/1/13 vs. ARI)

Rushing yards:

47 (11/17/13 vs. WAS)

Rushing touchdowns:

1 (five times; last: 9/13/15 vs. SEA)

POSTSEASON PASSING STATISTICS

YEAR	TEAM	P/S	COMP	ATT	PCT	YDS	AVG	TD	INT	SK	RTG
2013	PHI	1/1	23	33	69.7	195	5.9	2	0	2	105.0
2017	PHI	3/3	77	106	72.6	971	9.2	6	1	2	115.7
2018	PHI	2/2	18	31	58.1	467	6.7	3	4	1	70.6
NFL totals: 7 yrs. 6/6 143 210 68.1 1,633 7.8 11 5 5 98.8											

2018 GAME-BY-GAME PASSING STATISTICS

DATE	OPP	P/S	COMP	ATT	PCT	YDS	AVG	TD	INT	SK	RTG
09/09	vs. ATL	1/1	19	34	55.9	117	3.4	0	1	2	50.7
09/16	at T.B.	1/1	35	48	72.9	334	7.0	1	0	3	98.8
09/23	vs. IND										DID NOT PLAY
09/30	at TEN										DID NOT PLAY
10/07	vs. MIN										DID NOT PLAY
10/11	at NYG										DID NOT PLAY
10/21	vs. CAR										DID NOT PLAY
10/28	at JAX										DID NOT PLAY
	BYE WEEK										
11/11	vs. DAL										DID NOT PLAY
11/18	at N.O.										DID NOT PLAY
11/25	vs. NYG										DID NOT PLAY
12/03	vs. WAS										DID NOT PLAY
12/09	at DAL										DID NOT PLAY
12/16	at LAR	1/1	24	31	77.4	270	8.7	0	1	0	89.4
12/23	vs. HOU	1/1	35	49	71.4	471	9.6	4	1	1	120.4
12/30	at WAS	1/1	28	33	84.8	221	6.7	2	1	3	102.1
2018 totals: 5/5 141 195 72.3 1,413 7.2 7 4 9 96.0											

01/06	at CHI	1/1	25	40	62.5	266	6.6	2	2	1	77.7
01/13	at N.O.	1/1	18	31	58.1	201	6.5	1	2	0	61.4
Postseason: 2/2 43 71 60.6 467 6.6 3 4 1 70.6											

2017 GAME-BY-GAME PASSING STATISTICS

DATE	OPP	P/S	COMP	ATT	PCT	YDS	AVG	TD	INT	SK	RTG
09/10	at WAS										DID NOT PLAY
09/17	at K.C.										DID NOT PLAY
09/24	vs. NYG										DID NOT PLAY
10/01	at LAC										DID NOT PLAY
10/08	vs. ARI										DID NOT PLAY
10/12	at CAR										DID NOT PLAY
10/23	vs. WAS										DID NOT PLAY
10/29	vs. S.F.	1/0	0	0	0.0	0	0.0	0	0	0	0
11/05	vs. DEN	1/0	1	1	100.0	35	35.0	0	0	1	118.8
	BYE WEEK										
11/19	at DAL										DID NOT PLAY
11/26	vs. CHI	1/0	3	3	100.0	21	7.0	0	0	0	95.8
12/03	at SEA										DID NOT PLAY
12/10	at LAR	1/0	6	10	60.0	42	4.2	0	0	1	69.6
12/17	at NYG	1/1	24	38	63.2	237	6.2	4	0	1	115.8
12/25	vs. OAK	1/1	19	38	50.0	163	4.3	1	1	2	59.4
12/31	vs. DAL	1/1	4	11	36.4	39	3.5	0	1	0	9.3
2017 totals: 7/3 57 101 56.4 537 5.3 5 2 5 79.5											

01/13	vs. ATL	1/1	23	30	76.7	246	8.2	0	0	1	100.1
01/21	vs. MIN	1/1	26	33	78.8	352	10.7	3	0	1	141.4
02/04	at N.E.	1/1	28	43	65.1	373	8.7	3	1	0	106.1
Postseason: 3/3 77 106 72.6 971 9.2 6 1 2 115.7											

2016 GAME-BY-GAME PASSING STATISTICS

DATE	OPP	P/S	COMP	ATT	PCT	YDS	AVG	TD	INT	SK	RTG
09/11	vs. S.D.										DID NOT PLAY
09/18	at HOU										DID NOT PLAY
09/25	vs. NYJ										DID NOT PLAY
10/02	at PIT										DID NOT PLAY
	BYE WEEK										
10/16	at OAK										DID NOT PLAY
10/23	vs. N.O.										DID NOT PLAY
10/30	at IND	1/0	16	22	72.7	223	10.1	2	0	2	135.2
11/06	vs. JAX	1/1	20	33	60.6	187	5.7	1	0	2	86.3
11/13	at CAR										DID NOT PLAY
11/20	vs. T.B.										DID NOT PLAY
11/27	at DEN										DID NOT PLAY
12/04	at ATL										DID NOT PLAY
12/08	vs. OAK										DID NOT PLAY
12/18	vs. TEN										DID NOT PLAY
12/25	vs. DEN										DID NOT PLAY
01/01	at S.D.	1/0	0	0	0.0	0	0.0	0	0	0	0
2016 totals: 3/1 36 55 65.5 410 7.4 3 0 4 105.9											

01/15	vs. PIT										DID NOT PLAY
Postseason: - - - - - - - - - - -											

2015 GAME-BY-GAME PASSING STATISTICS

DATE	OPP	P/S	COMP	ATT	PCT	YDS	AVG	TD	INT	SK	RTG
09/13	vs. SEA	1/1	18	27	66.7	297	11.0	1	0	2	115.8
09/20	at WAS	1/1	17	32	53.1	150	4.7	1	0	1	76.3
09/27	vs. PIT	1/1	19	28	67.9	197	7.0	0	1	2	73.1
10/04	at ARI	1/1	16	24	66.7	171	7.1	3	0	1	126.9
10/11	at G.B.	1/1	11	30	36.7	141	4.7	1	4	3	23.8
	BYE WEEK										
10/25	vs. CLE	1/1	15	23	65.2	163	7.1	0	0	2	86.0
11/01	vs. S.F.	1/1	14	23	60.9	191	8.3	1	0	0	101.9
11/08	at MIN	1/1	18	33	54.5	168	5.1	0	0	1	68.8
11/15	vs. CHI	1/1	17	36	47.2	200	5.6	0	1	1	53.0
11/22	at BAL										DID NOT PLAY
11/29	at CIN	1/1	30	46	65.2	228	5.0	0	3	1	49.9
12/06	vs. ARI	1/1	15	35	42.9	146	4.2	0	1	0	43.3
12/13	vs. DET										DID NOT PLAY
12/17	vs. T.B.										DID NOT PLAY
12/27	at SEA										DID NOT PLAY
01/03	at S.F.										DID NOT PLAY
2015 totals: 11/11 190 337 56.4 2,052 6.1 7 10 14 69.0											

2014 GAME-BY-GAME PASSING STATISTICS

DATE	OPP	P/S	COMP	ATT	PCT	YDS	AVG	TD	INT	SK	RTG
09/07	vs. JAX	1/1	27	45	60.0	322	7.2	2	1	5	87.5
09/15	at IND	1/1	21	37	56.8	331	9.0	1	1	0	84.4
09/21	vs. WAS	1/1	27	41	65.9	325	8.0	3	0	0	114.4
09/28	at S.F.	1/1	21	43	48.8	195	4.5	0	2	1	42.3
10/05	vs. STL	1/1	24	37	64.9	207	5.6	2	1	0	86.2
10/12	vs. NYG	1/1	21	34	61.8	248	7.3	2	2	1	79.0
	BYE WEEK										
10/26	at ARI	1/1	36	62	58.1	411	6.6	2	2	0	75.4
11/02	at HOU	1/1	9	12	75.0	124	10.3	1	1	2	100.7
11/10	vs. CAR										INACTIVE
11/16	at G.B.										INACTIVE
11/23	vs. TEN										INACTIVE
11/27	at DAL										INACTIVE
12/07	vs. SEA										INACTIVE
12/14	vs. DAL										INACTIVE
12/20	at WAS										INACTIVE
12/28	at NYG										INACTIVE
2014 totals: 8/8 186 311 59.8 2,163 6.9 13 10 9 81.4											

#7 NICK FOLES

2013 GAME-BY-GAME PASSING STATISTICS


DATE	OPP	P/S	COMP	ATT	PCT	YDS	AVG	TD	INT	SK	RTG
09/09	at WAS				DID NOT PLAY						
09/15	vs. S.D.	1/0	0	1	0.0	0	0.0	0	0	0	39.6
09/19	vs. K.C.				DID NOT PLAY						
09/29	at DEN	1/0	3	4	75.0	49	12.3	1	0	0	155.2
10/06	at NYG	1/0	16	25	64.0	197	7.9	2	0	1	114.9
10/13	at T.B.	1/1	22	31	71.0	296	9.6	3	0	1	133.3
10/20	vs. DAL	1/1	11	29	37.9	80	2.8	0	0	3	46.2
10/27	vs. NYG				INACTIVE						
11/03	at OAK	1/1	22	28	78.6	406	14.5	7	0	1	158.3
11/10	at G.B.	1/1	12	18	66.7	228	12.7	3	0	3	149.3
11/17	vs. WAS	1/1	17	26	65.4	298	11.5	0	0	3	104.3
BYE WEEK											
12/01	vs. ARI	1/1	21	34	61.8	237	7.0	3	0	5	112.0
12/08	vs. DET	1/1	11	22	50.0	179	8.1	1	1	0	73.9
12/15	at MIN	1/1	30	48	62.5	428	8.9	3	1	4	103.5
12/22	vs. CHI	1/1	21	25	84.0	230	9.2	2	0	2	131.7
12/29	at DAL	1/1	17	26	65.4	263	10.1	2	0	5	124.4
2013 totals:	13/10	203	317	64.0	2,891	9.1	27	2	28	119.2	
01/04	vs. N.O.	1/1	23	33	69.7	195	5.9	2	0	2	105.0
Postseason totals:	1/1	23	33	69.7	195	5.9	2	0	2	105.0	

2012 GAME-BY-GAME PASSING STATISTICS

DATE	OPP	P/S	COMP	ATT	PCT	YDS	AVG	TD	INT	SK	RTG
09/09	at CLE				DID NOT PLAY						
09/16	vs. BAL				DID NOT PLAY						
09/23	at ARI				DID NOT PLAY						
09/30	vs. NYG				DID NOT PLAY						
10/07	at PIT				DID NOT PLAY						
10/14	vs. DET				DID NOT PLAY						
BYE WEEK											
10/28	vs. ATL				DID NOT PLAY						
11/05	at N.O.				DID NOT PLAY						
11/11	vs. DAL	1/1	22	32	68.8	219	6.8	1	1	2	85.3
11/18	at WAS	1/1	21	46	45.7	204	4.4	0	2	4	40.5
11/26	vs. CAR	1/1	16	21	76.2	119	5.7	0	0	1	89.2
12/02	at DAL	1/1	22	34	64.7	251	7.4	1	0	1	96.6
12/09	at T.B.	1/1	32	51	62.7	381	7.5	2	0	6	98.6
12/13	vs. CIN	1/1	16	33	48.5	180	5.5	1	1	1	62.7
12/23	vs. WAS	1/1	32	48	66.7	345	7.2	1	1	5	85.9
12/30	at NYG				IR						
2013 totals:	7/6	161	265	60.8	1,699	6.4	6	5	20	79.1	



27



LEONARD FOURNETTE

RUNNING BACK
6-0 | 228 LBS | 1-18-1995
LOUISIANA STATE
NEW ORLEANS, LOUISIANA
ACQ: FIRST ROUND OF 2017 DRAFT (4TH)
EXP: 3RD YEAR



TRANSACTIONS

Drafted by Jacksonville in the first round (fourth overall) in the 2017 draft

PRO (GAMES PLAYED/STARTED - 21/21, 3/3)

Career totals include 383 carries for 1,436 yards, 13 TDs and 55 receptions for 459 yards and two TDs

2018 (w/ JAX - 8/8)

Selected as an offensive captain by his teammates for the 2018 season ... Appeared in eight games and rushed 133 times for 439 yards and five TDs ... Caught 22 passes for 185 yards and one TD

- **9/9 at NYG:** Started at RB and rushed for 41 yards on nine carries and added three receptions for 14 yards ... Left the game in the second quarter with a hamstring injury and did not return
- **11/11 at IND:** Started at RB and rushed for 53 yards and one TD on 24 carries and tied for the team lead in receptions with five for 56 yards and one TD ... Totaled 109 scrimmage yards and two TDs on 29 touches in his return from injury
- **11/18 vs. PIT:** Started at RB and rushed for 95 yards and one TD on 28 carries and caught two passes for a team-high 46 yards, totaling 141 scrimmage yards
- **11/25 at BUF:** Started at RB and rushed for 95 yards and two TDs on 18 carries and caught three passes for 13 yards, totaling 108 scrimmage yards before being disqualified in the third quarter ... Has posted 10 games with at least 100 scrimmage yards, which are the most through 18 career games in franchise history
- **12/23 at MIA:** Started at RB and rushed for 43 yards and one TD on 18 carries and caught three passes for 28 yards

2017 (w/ JAX - 14/14, 3/3)

First player in franchise history to score a scrimmage TD in each of his first six career games ... Joined New England's **Robert Edwards** (1998) as the only rookies in NFL history to score a TD in each of their team's first six games of the season ... Joined **Fred Taylor** (1,223) as the only rookies to record 1,000 yards rushing in franchise history ... Became the fifth player in NFL history to rush for at least 550 yards and six rushing TDs through six career games ... His 1,040 rushing yards were second-most by a rookie in franchise history, and his 268 rushing attempts were a franchise record ... His seven games with 100-plus scrimmage yards are tied for the most in a season by a Jaguars rookie (**Fred Taylor** - seven in 1998) ... His nine rushing TDs were the third most in a season by a Jaguars rookie (**Fred Taylor** - 14 in 1998 and **Maurice Jones-Drew** - 12 in 2006) ... Rushed for four touchdowns in the postseason, the most in franchise history

- **9/10 at HOU:** Started at RB and made his NFL debut ... Rushed 26 times for 100 yards and one TD and tied for the team lead with three receptions for 24 yards ... Became the first player in Jaguars history to rush for at least 100 yards in his debut ... Became the eighth player in NFL history to register at least 100 rushing yards, one-plus rushing TD and three-plus receptions in their NFL debut
- **9/17 vs. TEN:** Rushed 14 times for 40 yards and one TD, while adding two receptions for 21 yards
- **10/1 at NYJ:** Totaled 145 yards from scrimmage with a team-high 86 yards rushing on 24 carries and led the team with 59 yards receiving on four receptions, including his first career TD reception
- **10/8 at PIT:** Rushed 28 times for 181 yards and two TDs, including a long TD run of 90 yards, which is the longest regular-season rush in franchise history
- **10/15 vs LAR:** Rushed 21 times for 130 yards with one TD, including a long TD run of 75 yards ... Also recorded two receptions for eight yards
- **11/19 at CLE:** Rushed 28 times for 111 yards and caught two receptions for 7 yards ... Joins **Fred Taylor** as the only rookies in franchise history to rush for at least 100 yards in four or more games during their rookie season
- **12/10 vs. SEA:** Rushed 24 times for 101 yards, one TD and caught four passes for 18 yards
- **12/17 vs. HOU:** Inactive (quad)
- **12/24 at S.F.:** Rushed 18 times for 48 yards with one TD and caught three passes for 22 yards
- **1/14 at PIT:** Rushed 25 times for 109 yards and three TDs and recorded two receptions for 10 yards ... Became the third rookie in the Super Bowl era to have a 100-yard rushing game against the same team in both the regular season and postseason ... Became the third rookie in NFL history to post three rushing TDs in a single postseason game and set the franchise record for the

most TDs in a single postseason game ... Became just the fifth rookie in the last 10 seasons to rush for at least 100 yards (109) in a postseason game and the first rookie to do so in Jaguars history

COLLEGE (AT LSU, 2014-16)

- Set or tied 23 school records during his career (eight single-season, five single-game, seven bowl and three career)
- Finished career ranked fourth in LSU history with 3,830 rushing yards in only 32 games
- Ranks second in school history in all-purpose yards per game (155.7), third in overall TDs (42), fourth in rushing TDs (40) and all-purpose yards (4,981) and seventh in scoring (252)
- Holds LSU career records for yards per play (6.2), rushing yards per game (119.7), 200-yard rushing games (five) and consecutive 100-yard rushing games (nine)
- Fastest player in LSU history to reach 2,000 and 3,000 yards
- Only player in school history to rush for 1,000 yards in each of his first two seasons

PERSONAL

- Brother, Lanard, is a member of the LSU football team
- Has a daughter, Lyric, and one son, Leonard IV
- A four-year starting running back at St. Augustine (La.) High School
- Listed as the No. 1 overall prospect by ESPN.com and Scout.com
- Selected to the Parade All-America first team
- Awarded the 2013 and 2014 Louisiana Gatorade Player of the Year awards, the first player in the state to win it twice
- Finished his high school career with 7,619 rushing yards and 88 rushing TDs

REGULAR SEASON STATISTICS

YEAR	TEAM	GP/GS	RUSHING					RECEIVING				
			NO	YDS	AVG	LG	TD	NO	YDS	AVG	LG	TD
2017	JAX	13/13	268	1,040	3.9	90t	9	36	302	8.4	28	1
2018	JAX	8/8	133	439	3.3	25	5	22	185	8.4	31	1
Career totals:		21/21	401	1,479	3.7	90t	14	58	487	8.4	31	2

Single Game Career Highs

Rushing attempts: 28 (three times, last: 11/18/18 vs. Pit.)	Rushing yards: 181 (10/8/17 at Pit.)
Longest rush: 90t (10/8/17 at Pit.)	Rushing touchdowns: 2 (two times, last: 11/25/18 at Buf.)
Receptions: 5 (11/11/18 at Ind.)	Receiving yards: 67 (12/31/17 at Ten.)

POSTSEASON STATISTICS

YEAR	TEAM	GP/GS	RUSHING					RECEIVING				
			NO	YDS	AVG	LG	TD	NO	YDS	AVG	LG	TD
2017	JAX	3/3	70	242	3.5	18t	4	7	44	6.3	12	0
Career totals:		3/3	70	242	3.5	18t	4	7	44	6.3	12	0


#27 LEONARD FOURNETTE

2018 GAME-BY-GAME STATISTICS


DATE	OPP	RUSHING					RECEIVING				
		NO	YDS	AVG	LG	TD	NO	YDS	AVG	LG	TD
09/09	at N.Y. Giants	9	41	4.6	12	0	3	14	4.7	11	0
09/16	vs. New England	INACTIVE									
09/23	vs. Tennessee	INACTIVE									
09/30	vs. N.Y. Jets	11	30	2.7	8	0	1	5	5.0	5	0
10/07	at Kansas City	INACTIVE									
10/14	at Dallas	INACTIVE									
10/21	vs. Houston	INACTIVE									
10/28	vs. Philadelphia	INACTIVE									
BYE WEEK											
11/11	at Indianapolis	24	53	2.2	11	1	5	56	11.2	31	1
11/18	vs. Pittsburgh	28	95	3.4	20	1	2	46	23.0	26	0
11/25	at Buffalo	18	95	5.3	16	2	3	13	4.3	8	0
12/02	vs. Indianapolis	Reserve/Suspended by Commissioner									
12/06	at Tennessee	14	36	2.6	7	0	2	5	2.5	9	0
12/16	vs. Washington	11	46	4.0	25	0	3	18	6.0	13	0
12/23	at Miami	18	43	2.4	9	1	3	28	9.3	11	0
12/30	at Houston	INACTIVE									
2018 totals:		133	439	3.3	25	5	22	185	8.4	31	1

2017 GAME-BY-GAME STATISTICS

DATE	OPP	RUSHING					RECEIVING				
		NO	YDS	AVG	LG	TD	NO	YDS	AVG	LG	TD
09/10	at Houston	26	100	3.8	17	1	3	24	8.0	12	0
09/17	vs. Tennessee	14	40	2.9	7	1	2	21	10.5	11	0
09/24	vs. Baltimore	17	59	3.5	15	1	3	21	7.0	10	0
10/01	at N.Y. Jets	24	86	3.6	11	0	4	59	14.8	28	1
10/08	at Pittsburgh	28	181	6.5	90t	2	3	3	3.0	3	0
10/15	vs. L.A. Rams	21	130	6.2	75t	1	2	8	4.0	6	0
10/22	at Indianapolis	INACTIVE									
BYE WEEK											
11/05	vs. Cincinnati	INACTIVE									
11/12	vs. L.A. Chargers	17	33	1.9	8	0	2	13	6.5	8	0
11/19	at Cleveland	28	111	4.0	29	0	2	7	3.5	9	0
11/26	at Arizona	12	25	2.1	8	0	3	17	5.7	17	0
12/03	vs. Indianapolis	20	57	2.9	24	1	3	22	7.3	11	0
12/10	vs. Seattle	24	101	4.2	15	1	4	18	4.5	8	0
12/17	vs. Houston	INACTIVE									
12/24	at San Francisco	18	48	2.7	7	1	3	22	7.3	8	0
12/31	at Tennessee	19	69	3.6	9	0	4	67	16.8	23	0
2017 totals:		268	1,040	3.9	90t	9	36	302	8.4	28	1
01/07	vs. Buffalo	21	57	2.7	16	0	3	21	7.0	12	0
01/14	at Pittsburgh	25	109	4.4	18t	3	2	10	5.0	10	0
01/21	at New England	24	76	3.2	14	1	2	13	6.5	8	0
Postseason totals:		70	242	3.5	18	4	7	44	6.3	12	0



52



NAJEE GOODE

LINEBACKER
6-0 | 244 LBS | 6-04-1989
WEST VIRGINIA
CLEVELAND, OHIO
ACQ: FREE AGENT 2019
EXP: 8TH YEAR



TRANSACTIONS

Originally drafted by Tampa Bay in the fifth round (140th overall) of the 2012 NFL draft ... Waived by Tampa Bay on 9/1/13 ... Claimed off waivers by Philadelphia on 9/2/13 ... Placed on reserve/injured by Philadelphia on 9/10/14 ... Waived by Philadelphia on 9/5/15 ... Signed by Philadelphia on 9/22/15 ... Released by Philadelphia on 9/3/16 ... Signed by Philadelphia on 9/10/16 ... Signed a contract extension with Philadelphia on 3/9/17 ... Signed by Indianapolis as an unrestricted free agent on 4/5/18 ... Signed by Jacksonville as an unrestricted free agent on 5/1/19.

PRO (GAMES PLAYED/STARTED - 80/4, 6/1)

- Has totaled 40 tackles (28 solo), 1.0 sack, one fumble recovery, one INT and five passes defensed in his 80-game career, as well as 30 special teams tackles
- Super Bowl LII Champion with PHI

2018 (w/ IND - 16/0, 2/0)

Appeared in all 16 games for the third consecutive season

- **10/4 at N.E.:** Registered the first INT of his career and also posted a season-high six tackles

2017 (w/ PHI - 16/3, 3/1)

Super Bowl LII Champion ... Appeared in all 16 games for the second consecutive season ... Posted three special teams tackles during PHI's postseason run

- **12/31 vs. DAL:** Registered a season-high five tackles in the regular season finale
- **2/4 vs. N.E.:** Posted two special teams tackles in Super Bowl LII victory

2016 (w/ PHI - 16/0)

Appeared in all 16 games for the first time in his career ... Totaled nine special teams tackles

2015 (w/ PHI - 14/0)

Appeared in 14 games and totaled four special teams tackles

2014 (w/ PHI - 1/0)

Appeared in one game before being placed on the reserve/injured list on 9/10/14

2013 (w/ PHI - 14/1, 1/0)

Appeared in all 14 games and made his first career start on 11/17 vs. WAS

2012 (w/ T.B. - 3/0)

Saw action in three games during his rookie season

COLLEGE (AT WEST VIRGINIA, 2008-11)

- Appeared in 52 games at West Virginia and totaled 157 tackles (80 solo), 8.0 sacks, two INTs and two forced fumbles
- Posted a career-high 87 tackles (43 solo) after moving to MLB during the spring of 2011

PERSONAL

- Attended Benedictine (Ohio) High School and starred at QB and LB
- Named the MVP of the Cuyahoga County East-West High School All-Star Charity Game
- Son of John and Fatimah Goode
- Father, John, played for the St. Louis Cardinals and the Philadelphia Eagles in the NFL
- Majored in industrial engineering

REGULAR SEASON STATISTICS

YEAR	TEAM	GP/GS	TKL	SOLO	ASST	SACKS	FF	FR	PD	TFL	INT
2012	T.B.	3/0	0	0	0	0.0	0	0	0	0	0
2013	PHI	14/1	13	9	4	1.0	0	1	4	1	0
2014	PHI	1/0	0	0	0	0.0	0	0	0	0	0
2015	PHI	14/0	6	5	1	0.0	0	0	0	0	0
2016	PHI	16/0	0	0	0	0.0	0	0	0	0	0
2017	PHI	16/3	15	12	3	0.0	0	0	0	3	0
2018	IND	16/0	6	2	4	0.0	0	0	1	0	1
NFL totals: 7 yrs.		80/4	40	28	12	1.0	0	1	5	4	1

Single Game Career Highs

Tackles:
6 (10/4/18 at N.E.)

Special Teams Tackles:
3 (12/6/15 at N.E.)

Fumble recoveries:
1 (10/27/13 vs. NYG)

POSTSEASON CAREER STATISTICS

YEAR	TEAM	GP/GS	TKL	SOLO	ASST	SACKS	FF	FR	PD	TFL	INT
2013	PHI	1/0	0	0	0	0.0	0	0	0	0	0
2017	PHI	3/1	2	1	1	0.0	0	0	0	0	0
2018	IND	2/0	0	0	0	0.0	0	0	0	0	0
NFL totals: 7 yrs.		6/1	2	1	1	0.0	0	0	0	0	0

2018 GAME-BY-GAME STATISTICS

DATE	OPP	TKL	SOLO	ASST	SACKS	FF	FR	PD	TFL	INT
09/09	vs. Cincinnati	0	0	0	0.0	0	0	0	0	0
09/16	at Washington	0	0	0	0.0	0	0	0	0	0
09/23	at Philadelphia	0	0	0	0.0	0	0	0	0	0
09/30	vs. Houston	0	0	0	0.0	0	0	0	0	0
10/04	at New England	6	2	4	0.0	0	0	1	0	1
10/14	at N.Y. Jets	0	0	0	0.0	0	0	0	0	0
10/21	vs. Buffalo	0	0	0	0.0	0	0	0	0	0
10/28	at Oakland	0	0	0	0.0	0	0	0	0	0
BYE WEEK										
11/11	vs. Jacksonville	0	0	0	0.0	0	0	0	0	0
11/18	vs. Tennessee	0	0	0	0.0	0	0	0	0	0
11/25	vs. Miami	0	0	0	0.0	0	0	0	0	0
12/02	at Jacksonville	0	0	0	0.0	0	0	0	0	0
12/09	at Houston	0	0	0	0.0	0	0	0	0	0
12/16	vs. Dallas	0	0	0	0.0	0	0	0	0	0
12/23	vs. N.Y. Giants	0	0	0	0.0	0	0	0	0	0
12/30	at Tennessee	0	0	0	0.0	0	0	0	0	0
2018 totals:		6	2	4	0.0	0	0	1	0	1
01/05	at Houston	0	0	0	0.0	0	0	0	0	0
01/12	at Kansas City	0	0	0	0.0	0	0	0	1	0
2018 postseason totals:		0	0	0	0.0	0	0	0	1	0

#52 NAJEE GOODE

2017 GAME-BY-GAME STATISTICS

DATE	OPP	TKL	SOLO	ASST	SACKS	FF	FR	PD	TFL
09/10	at Washington	0	0	0	0.0	0	0	0	0
09/17	at Kansas City	0	0	0	0.0	0	0	0	0
09/24	vs. N.Y. Giants	0	0	0	0.0	0	0	0	0
10/01	at L.A. Chargers	0	0	0	0.0	0	0	0	0
10/08	vs. Arizona	0	0	0	0.0	0	0	0	0
10/12	at Carolina	0	0	0	0.0	0	0	0	0
10/23	vs. Washington	4	4	0	0.0	0	0	0	0
10/29	vs. San Francisco	0	0	0	0.0	0	0	0	0
11/05	vs. Denver	1	1	0	0.0	0	0	0	0
BYE WEEK									
11/19	at Dallas	0	0	0	0.0	0	0	0	0
11/26	vs. Chicago	1	1	0	0.0	0	0	0	0
12/03	at Seattle	3	1	2	0.0	0	0	0	1
12/10	at L.A. Rams	0	0	0	0.0	0	0	0	0
12/17	at N.Y. Giants	1	0	1	0.0	0	0	0	0
12/25	vs. Oakland	0	0	0	0.0	0	0	0	0
12/31	vs. Dallas	5	5	0	0.0	0	0	0	2
2017 totals:		15	12	3	0.0	0	0	0	3

DATE	OPP	TKL	SOLO	ASST	SACKS	FF	FR	PD	TFL
01/13	vs. Atlanta	0	0	0	0.0	0	0	0	0
01/21	vs. Minnesota	2	1	1	0.0	0	0	0	0
02/04	at New England	0	0	0	0.0	0	0	0	0
2017 postseason totals:		2	1	1	0.0	0	0	0	0

2016 GAME-BY-GAME STATISTICS

DATE	OPP	TKL	SOLO	ASST	SACKS	FF	FR	PD	TFL
09/11	vs. Cleveland	0	0	0	0	0	0	0	0
09/19	at Chicago	0	0	0	0	0	0	0	0
09/25	vs. Pittsburgh	0	0	0	0	0	0	0	0
BYE WEEK									
10/09	at Detroit	0	0	0	0	0	0	0	0
10/16	at Washington	0	0	0	0	0	0	0	0
10/23	vs. Minnesota	0	0	0	0	0	0	0	0
10/30	at Dallas	0	0	0	0	0	0	0	0
11/06	at N.Y. Giants	0	0	0	0	0	0	0	0
11/13	vs. Atlanta	0	0	0	0	0	0	0	0
11/20	at Seattle	0	0	0	0	0	0	0	0
11/28	vs. Green Bay	0	0	0	0	0	0	0	0
12/04	at Cincinnati	0	0	0	0	0	0	0	0
12/11	vs. Washington	0	0	0	0	0	0	0	0
12/18	at Baltimore	0	0	0	0	0	0	0	0
12/22	vs. N.Y. Giants	0	0	0	0	0	0	0	0
01/01	vs. Dallas	0	0	0	0	0	0	0	0
2016 totals:		0	0	0	0	0	0	0	0

2015 GAME-BY-GAME STATISTICS

DATE	OPP	TKL	SOLO	ASST	SACKS	FF	FR	PD	TFL
09/14	at Atlanta	NOT ON TEAM							
09/20	vs. Dallas	NOT ON TEAM							
09/27	at N.Y. Jets	2	2	0	0	0	0	0	0
10/04	at Washington	0	0	0	0	0	0	0	0
10/11	vs. New Orleans	3	3	0	0	0	0	0	0
10/19	vs. N.Y. Giants	1	0	1	0	0	0	0	0
10/25	at Carolina	0	0	0	0	0	0	0	0
BYE WEEK									
11/08	at Dallas	0	0	0	0	0	0	0	0
11/15	vs. Miami	0	0	0	0	0	0	0	0
11/22	vs. Tampa Bay	0	0	0	0	0	0	0	0
11/26	at Detroit	0	0	0	0	0	0	0	0
12/06	at New England	0	0	0	0	0	0	0	0
12/13	vs. Buffalo	0	0	0	0	0	0	0	0
12/20	vs. Arizona	0	0	0	0	0	0	0	0
12/26	vs. Washington	0	0	0	0	0	0	0	0
01/03	at N.Y. Giants	0	0	0	0	0	0	0	0
2015 totals:		6	5	1	0	0	0	0	0

2014 GAME-BY-GAME STATISTICS

DATE	OPP	TKL	SOLO	ASST	SACKS	FF	FR	PD	TFL
09/07	vs. Jacksonville	0	0	0	0.0	0	0	0	0
09/15	at Indianapolis	Reserve/Injured							
09/21	vs. Washington	Reserve/Injured							
09/28	at San Francisco	Reserve/Injured							
10/05	vs. St. Louis	Reserve/Injured							
10/12	vs. N.Y. Giants	Reserve/Injured							
BYE WEEK									
10/26	at Arizona	Reserve/Injured							
11/02	at Houston	Reserve/Injured							
11/10	vs. Carolina	Reserve/Injured							
11/16	at Green Bay	Reserve/Injured							
11/23	vs. Tennessee	Reserve/Injured							
11/27	at Dallas	Reserve/Injured							
12/07	vs. Seattle	Reserve/Injured							
12/14	vs. Dallas	Reserve/Injured							
12/20	at Washington	Reserve/Injured							
12/28	at N.Y. Giants	Reserve/Injured							
2014 totals:		0	0	0	0.0	0	0	0	0

2013 GAME-BY-GAME STATISTICS

DATE	OPP	TKL	SOLO	ASST	SACKS	FF	FR	PD	TFL
09/09	at Washington	0	0	0	0.0	0	0	0	0
09/15	vs. San Diego	0	0	0	0.0	0	0	0	0
09/19	vs. Kansas City	0	0	0	0.0	0	0	0	0
09/29	at Denver	2	2	0	0.0	0	0	0	0
10/06	at N.Y. Giants	0	0	0	0.0	0	0	0	0
10/13	at Tampa Bay	0	0	0	0.0	0	0	0	0
10/20	vs. Dallas	0	0	0	0.0	0	0	0	0
10/27	vs. N.Y. Giants	0	0	0	0.0	0	1	0	0
11/03	at Oakland	5	3	2	0.0	0	0	0	0
11/10	at Green Bay	1	0	1	0.0	0	0	1	0
11/17	vs. Washington	5	4	1	1.0	0	0	2	1
BYE WEEK									
12/01	vs. Arizona	0	0	0	0.0	0	0	0	0
12/08	vs. Detroit	INACTIVE							
12/15	at Minnesota	INACTIVE							
12/22	vs. Chicago	0	0	0	0.0	0	0	1	1
12/29	at Dallas	0	0	0	0.0	0	0	0	0
2013 totals:		13	9	4	1.0	0	1	4	1

DATE	OPP	TKL	SOLO	ASST	SACKS	FF	FR	PD	ST
01/04	vs. New Orleans	0	0	0	0.0	0	0	0	0
2013 postseason totals:		0	0	0	0.0	0	0	0	0

2012 GAME-BY-GAME STATISTICS

DATE	OPP	TKL	SOLO	ASST	SACKS	FF	FR	PD	TFL
09/09	vs. Carolina	INACTIVE							
09/16	at N.Y. Giants	INACTIVE							
09/23	at Dallas	0	0	0	0.0	0	0	0	0
09/30	vs. Washington	INACTIVE							
BYE WEEK									
10/14	vs. Kansas City	INACTIVE							
10/21	vs. New Orleans	INACTIVE							
10/25	at Minnesota	INACTIVE							
11/04	at Oakland	INACTIVE							
11/11	vs. San Diego	INACTIVE							
11/18	at Carolina	INACTIVE							
11/25	vs. Atlanta	INACTIVE							
12/02	at Denver	INACTIVE							
12/09	vs. Philadelphia	INACTIVE							
12/16	at New Orleans	INACTIVE							
12/23	vs. St. Louis	0	0	0	0.0	0	0	0	0
12/30	at Atlanta	0	0	0	0.0	0	0	0	0
2012 totals:		0	0	0	0.0	0	0	0	0

36



RONNIE HARRISON



SAFETY
 6-3 | 207 LBS | 4-18-1997
 ALABAMA
 TALLAHASSEE, FLORIDA
 ACQ: THIRD ROUND OF 2018 DRAFT (93RD)
 EXP: 2ND YEAR

TRANSACTIONS

Originally drafted by Jacksonville in the third round (93rd overall) of the 2018 NFL Draft ... Placed on injured/reserve on 12/18/18

PRO (GAMES PLAYED/STARTED - 14/8)

• Second-year safety who amassed 31 tackles (23 solo), 1.0 sacks, three pass defenses and 1 INT during his rookie campaign

2018 (w/ JAX - 14/8)

One of 10 rookies in 2018 to post at least 1.0 sack and one INT
 • **12/2 vs. IND:** Made his first career start at SS and recorded three tackles (two solo), including his first career sack of Colts QB **Andrew Luck**
 • **12/6 at TEN:** Started at SS and recorded five tackles and one INT, his first career INT, on Tennessee's second possession

COLLEGE (AT ALABAMA, 2015-17)

• Career totals include 177 tackles (110 solo), seven INTs, seven tackles for a loss, 3.5 sacks, 24 passes defended, one forced fumble and two fumble recoveries
 • Member of two National Championship teams (2016 & 2018)
 • First-Team All-SEC honoree by the Associated Press and was named Second-Team All-SEC by the SEC coaches in 2017 after tying for the team lead with 74 tackles (43 solo) and also registered three INTs, 2.5 sacks, 4.5 tackles for a loss and seven passes defended

PERSONAL

• Attended Florida State University School (Tallahassee, Fla.)
 • Totaled 39 tackles with five pass breakups and two fumble recoveries on defense as a senior in 2014 and also threw for 2,076 yards with 13 touchdowns, while rushing for 1,015 yards and 16 scores
 • Grew up idolizing **Sean Taylor**, who is the inspiration for his jersey number
 • Served as a baby-sitter in high school for his coach, **Jarrod Hickman**

REGULAR SEASON STATISTICS

YEAR	TEAM	GP/GS	TKL	SOLO	ASST	SACKS	FF	FR	PD	INT
2018	JAX	14/8	31	23	8	1.0	0	0	3	1
NFL totals: 1 yr.		14/8	31	23	8	1.0	0	0	3	1

Single Game Career Highs

Tackles:
 7 (9/16/18 vs. N.E.)

Passes Defended:
 1 (3 times, last: 12/6/18 at TEN)


Interceptions:
 1 (12/6/18 at TEN)

2018 GAME-BY-GAME STATISTICS

DATE	OPP	TKL	SOLO	ASST	SACKS	FF	FR	PD	INT
09/09	at N.Y. Giants	2	1	1	0.0	0	0	0	0
09/16	vs. New England	7	7	0	0.0	0	0	0	0
09/23	vs. Tennessee	0	0	0	0.0	0	0	0	0
09/30	vs. N.Y. Jets	0	0	0	0.0	0	0	0	0
10/07	at Kansas City	2	0	2	0.0	0	0	0	0
10/14	at Dallas	3	1	2	0.0	0	0	0	0
10/21	vs. Houston	6	4	2	0.0	0	0	0	0
10/28	vs. Philadelphia	3	3	0	0.0	0	0	0	0
	BYE WEEK								
11/11	at Indianapolis	0	0	0	0.0	0	0	1	0
11/18	vs. Pittsburgh	0	0	0	0.0	0	0	0	0
11/25	at Buffalo	0	0	0	0.0	0	0	1	0
12/02	vs. Indianapolis	3	2	1	1.0	0	0	0	0
12/06	at Tennessee	5	5	0	0.0	0	0	1	1
12/16	vs. Washington	0	0	0	0.0	0	0	0	0
12/23	at Miami								
12/30	at Houston								
2018 totals:		54	46	8	0.0	0	0	8	1



25



D.J. HAYDEN

CORNERBACK
5-11 | 190 LBS | 6-27-1990
HOUSTON
HOUSTON, TEXAS
ACQ: UNRESTRICTED FREE AGENT 2018
EXP: 7TH YEAR



TRANSACTIONS

Originally drafted by Oakland in the first round (12th overall) of the 2013 NFL Draft ... Signed by Detroit on 3/11/17 ... Signed as an unrestricted free agent by Jacksonville on 3/14/18

PRO (GAMES PLAYED/STARTED - 71/32)

Career totals include 265 tackles (233 solo), 2.5 sacks, nine tackles for a loss, four INTs, 39 passes defended, three forced fumbles and two fumble recoveries

2018 (w/ JAX - 10/6)

Recorded 45 tackles in 10 games and was part of a secondary that ranked second overall in passing defense in the NFL

- **9/9 at NYG:** Recorded four tackles (three solo) and the game-clinching pass defended on fourth down on the Giants final offensive possession
- **9/16 vs. N.E.:** Recorded four tackles, including a tackle for a loss and 1.0 sack
- **12/2 vs. IND:** Recorded four tackles and two passes defended, including one INT on the Colts' opening offensive possession, his first INT since Week 7 of the 2015 season at San Diego

2017 (w/ DET - 16/1)

Appeared in 16 games with one start totaling 42 tackles (35 solo), nine passes defended, one tackle for a loss and half a sack

2016 (w/ OAK - 11/2)

Saw action in 11 games with two starts and recorded 37 tackles (32 solo), two tackles for a loss, six passes defended and one forced fumble ... Spent the final five weeks of the season on injured/reserve

- **10/2 at BAL:** Recorded six tackles (four solo) and one pass defended
- **10/30 at T.B.:** Totaled four solo tackles and two passes defended

2015 (w/ OAK - 16/13)

Played in all 16 games, starting 13 and recorded a career-high 70 tackles (64 solo), one sack, one INT, seven passes defended and one forced fumble

- **9/20 vs. BAL:** Recorded six tackles (four solo) and two passes defended
- **10/25 at S.D.:** Tallied ten solo tackles, one INT, one pass defended and one forced fumble
- **11/8 at PIT:** Recorded a career-high 13 tackles (11 solo)

2014 (w/ OAK - 10/8)

Began the season on the physically unable to perform list (foot), but returned in Week 8 and appeared in 10 games with eight starts totaling 45 tackles (37 solo), one INT, and 16 passes defended ... Had five games with two-plus passes defended

- **11/2 at SEA:** Recorded six tackles (three solo) and a career-high four passes defended
- **11/9 vs. DEN:** Recorded two solo tackles, one INT and two passes defended
- **12/28 at DEN:** Registered six tackles (five solo) and three passes defended

2013 (w/ OAK - 8/2)

Saw action in Weeks 1-9, before missing two games with a groin injury and eventually spending the last six weeks of the season on injured/reserve ... In eight games with two starts, totaled 29 tackles (23 solo), one INT, two passes defended and one forced fumble

- **9/15 vs. JAX:** Recorded six tackles (five solo) and one pass defended

COLLEGE (AT HOUSTON, 2011-12; NAVARRO COLLEGE, 2009-10)

- Played two seasons at the University of Houston after spending time at Navarro Junior College (Corsicana, Texas)
- Played in 22 games with 21 starts at Houston and recorded 127 tackles (90 solo), six INTs, one sack, 11 tackles for loss, six forced fumbles, three fumble recoveries and 19 passes defended
- Earned First Team All-Conference USA in 2012
- Earned Second Team All-Conference USA in 2011 and also was named Conference USA Defensive Newcomer of the Year

PERSONAL

- Attended Fort Bend Elkins High School (Missouri City, Texas)

REGULAR SEASON STATISTICS

YEAR	TEAM	GP/GS	TKL	SOLO	ASST	SACKS	FF	FR	PD	INT
2013	OAK	8/2	24	22	2	0.0	1	0	2	1
2014	OAK	10/8	47	42	5	0.0	0	0	10	1
2015	OAK	16/13	70	64	6	1.0	1	0	8	1
2016	OAK	11/2	37	32	5	0.0	1	0	6	0
2017	DET	16/1	42	35	7	0.5	0	2	9	0
2018	JAX	10/6	45	38	7	1.0	0	0	4	1
NFL totals:		7 yrs. 71/32	265	233	32	2.5	3	2	39	4

Single Game Career Highs

Tackles:

13 (11/8/15 at PIT)

Passes Defended:

4 (11/2/14 at SEA)

Interceptions:

1 (four times, last: 12/2/18 vs. IND)

Fumble recoveries:

1 (twice, last: 12/10/17 vs. T.B.)

2018 GAME-BY-GAME STATISTICS

DATE	OPP.	TKL	SOLO	ASST	SACKS	FF	FR	PD	INT
09/09	at N.Y. Giants	4	3	1	0.0	0	0	1	0
09/16	vs. New England	4	4	0	1.0	0	0	0	0
09/23	vs. Tennessee				INACTIVE				
09/30	vs. N.Y. Jets				INACTIVE				
10/07	at Kansas City				INACTIVE				
10/14	at Dallas				INACTIVE				
10/21	vs. Houston				INACTIVE				
10/28	vs. Philadelphia				INACTIVE				
	BYE WEEK								
11/11	at Indianapolis	1	1	0	0.0	0	0	0	0
11/18	vs. Pittsburgh	8	7	1	0.0	0	0	1	0
11/25	at Buffalo	6	2	4	0.0	0	0	0	0
12/02	vs. Indianapolis	4	4	0	0.0	0	0	2	1
12/06	at Tennessee	3	3	0	0.0	0	0	0	0
12/16	vs. Washington	7	7	0	0.0	0	0	0	0
12/23	at Miami	1	0	1	0.0	0	0	0	0
12/30	at Houston	7	7	0	0.0	0	0	0	0
2018 totals:		45	38	7	1.0	0	0	4	1

2017 GAME-BY-GAME STATISTICS

DATE	OPP	TKL	SOLO	ASST	SACKS	FF	FR	PD	INT
09/10	vs. Arizona	3	3	0	0.0	0	0	0	0
09/18	at N.Y. Giants	0	0	0	0.0	0	0	1	0
09/24	at Atlanta	5	3	2	0.0	0	0	0	0
10/01	at Minnesota	2	2	0	0.0	0	0	0	0
10/08	vs. Carolina	2	2	0	0.0	0	0	1	0
10/15	at New Orleans	6	4	2	0.0	0	0	1	0
	BYE WEEK								
10/29	vs. Pittsburgh	0	0	0	0.0	0	0	0	0
11/06	at Green Bay	3	3	0	0.0	0	0	1	0
11/12	vs. Cleveland	2	1	1	0.0	0	0	1	0
11/19	at Chicago	1	0	1	0.0	0	1	0	0
11/26	vs. Minnesota	6	6	0	0.0	0	0	0	0
12/03	at Baltimore	1	1	0	0.0	0	0	1	0
12/10	at Tampa Bay	2	1	1	0.5	0	1	0	0
12/16	vs. Chicago	5	5	0	0.0	0	0	1	0
12/24	at Cincinnati	1	1	0	0.0	0	0	1	0
12/31	vs. Green Bay	3	3	0	0.0	0	0	1	0
2017 totals:		42	35	7	0.5	0	2	9	0

#25 D.J. HAYDEN



2016 GAME-BY-GAME STATISTICS

DATE	OPP	TKL	SOLO	ASST	SACKS	FF	FR	PD	INT
09/12	at New Orleans	5	4	1	0.0	1	0	0	0
09/18	vs. Atlanta	2	2	0	0.0	0	0	0	0
09/25	at Tennessee	4	3	1	0.0	0	0	0	0
10/02	at Baltimore	6	4	2	0.0	0	0	1	0
10/09	vs. San Diego	2	1	1	0.0	0	0	0	0
10/16	vs. Kansas City	1	1	0	0.0	0	0	0	0
10/23	at Jacksonville	5	5	0	0.0	0	0	0	0
10/30	at Tampa Bay	4	4	0	0.0	0	0	2	0
11/06	vs. Denver	2	2	0	0.0	0	0	1	0
BYE WEEK									
11/21	vs. Houston	4	4	0	0.0	0	0	1	0
11/27	vs. Carolina	2	2	0	0.0	0	0	1	0
12/04	vs. Buffalo				Injured Reserve				
12/08	at Kansas City				Injured Reserve				
12/18	at San Diego				Injured Reserve				
12/24	vs. Indianapolis				Injured Reserve				
01/01	at Denver				Injured Reserve				
2016 totals:		37	32	5	0.0	1	0	6	1

2013 GAME-BY-GAME STATISTICS

DATE	OPP	TKL	SOLO	ASST	SACKS	FF	FR	PD	INT
09/08	at Indianapolis	3	3	0	0.0	0	0	0	0
09/15	vs. Jacksonville	5	5	0	0.0	0	0	1	0
09/23	at Denver	2	2	0	0.0	0	0	0	0
09/29	vs. Washington	0	0	0	0.0	0	0	0	0
10/06	vs. San Diego	6	4	2	0.0	0	0	1	1
10/13	at Kansas City	2	2	0	0.0	1	0	0	0
BYE WEEK									
10/27	vs. Pittsburgh	5	5	0	0.0	0	0	0	0
11/03	vs. Philadelphia	1	1	0	0.0	0	0	0	0
11/10	at N.Y. Giants				INACTIVE				
11/17	at Houston				INACTIVE				
11/24	vs. Tennessee				Injured Reserve				
11/28	at Dallas				Injured Reserve				
12/08	at N.Y. Jets				Injured Reserve				
12/15	vs. Kansas City				Injured Reserve				
12/22	at San Diego				Injured Reserve				
12/29	vs. Denver				Injured Reserve				
2013 totals:		24	22	2	0.0	1	0	2	1

2015 GAME-BY-GAME STATISTICS

DATE	OPP	TKL	SOLO	ASST	SACKS	FF	FR	PD	INT
09/13	vs. Cincinnati	4	3	1	0.0	0	0	0	0
09/20	vs. Baltimore	6	4	2	0.0	0	0	2	0
09/27	at Cleveland	4	3	1	0.0	0	0	1	0
10/04	at Chicago	4	4	0	0.0	0	0	0	0
10/11	vs. Denver	5	5	0	0.0	0	0	0	0
BYE WEEK									
10/25	at San Diego	10	10	0	0.0	1	0	1	1
11/01	vs. N.Y. Jets	3	3	0	1.0	0	0	1	0
11/08	at Pittsburgh	13	11	2	0.0	0	0	0	0
11/15	vs. Minnesota	3	3	0	0.0	0	0	0	0
11/22	at Detroit	4	4	0	0.0	0	0	0	0
11/29	at Tennessee	0	0	0	0.0	0	0	0	0
12/06	vs. Kansas City	2	2	0	0.0	0	0	0	0
12/13	at Denver	3	3	0	0.0	0	0	0	0
12/20	vs. Green Bay	3	3	0	0.0	0	0	0	0
12/27	vs. San Diego	5	5	0	0.0	0	0	2	0
01/03	at Kansas City	1	1	0	0.0	0	0	0	0
2015 totals:		70	64	6	1.0	1	0	7	1

2014 GAME-BY-GAME STATISTICS

DATE	OPP	TKL	SOLO	ASST	SACKS	FF	FR	PD	INT
09/07	at N.Y. Jets			PUP (Foot)					
09/14	vs. Houston			PUP (Foot)					
09/21	at New England			PUP (Foot)					
9/28	vs. Miami			PUP (Foot)					
BYE WEEK									
10/12	vs. San Diego			PUP (Foot)					
10/19	vs. Arizona			PUP (Foot)					
10/26	at Cleveland	0	0	0	0.0	0	0	0	0
11/02	at Seattle	7	5	2	0.0	0	0	2	0
11/09	vs. Denver	3	3	0	0.0	0	0	3	1
11/16	at San Diego	6	6	0	0.0	0	0	0	0
11/20	vs. Kansas City	3	3	0	0.0	0	0	1	0
11/30	at St. Louis	6	5	1	0.0	0	0	0	0
12/07	vs. San Francisco	5	5	0	0.0	0	0	0	0
12/14	at Kansas City	4	4	0	0.0	0	0	0	0
12/21	vs. Buffalo	6	6	0	0.0	0	0	1	0
12/28	at Denver	7	4	3	0.0	0	0	3	0
2014 totals:		47	41	6	0.0	0	0	10	1

Additional Statistics: seven special teams tackles



37



TRE HERNDON

CORNERBACK
5-11 | 185 LBS | 3-5-96
VANDERBILT
CHATTANOOGA, TENNESSEE
ACQ: ROOKIE FREE AGENT 2018
EXP: 2ND YEAR



TRANSACTIONS

Originally signed by Jacksonville as an undrafted rookie on 4/30/18

PRO (GAMES PLAYED/STARTED - 11/0)

Second-year cornerback who appeared in 11 contests as a rookie in 2018

2018 (w/ JAX - 11/0)

Tallied seven tackles (six solo) in 11 appearances during the 2018 season

- **9/9 at NYG:** Saw action on special teams and recorded one special teams tackle in his NFL debut

COLLEGE (AT VANDERBILT, 2015-17)

- Played both outside cornerback and nickel back for the Commodores
- Appeared in 48 career games with 36 starts and totaled 126 tackles (93 solo), 2.5 tackles for a loss, two sacks, two INTs and 25 passes defended
- Started 29 consecutive games over his sophomore to senior season (DNP, 9/30/17 vs. Florida)

PERSONAL

- Three-year starter at East Hamilton High School (Chattanooga, Ten.) where he helped the Hurricanes to 10-3 record and 5A state playoffs in his senior year
- Named to Chattanooga Times-Free Press' "Best of Preps Team" and sports-writers' first-team All-State squad
- First football player from East Hamilton high school to sign a Southeastern Conference scholarship
- Son of Sabrina and Willie Herndon Jr

REGULAR SEASON STATISTICS

YEAR	TEAM	GP/GS	TKL	SOLO	ASST	SACKS	FF	FR	PD	INT
2018	JAX	11/0	7	6	1	0.0	0	0	0	0
NFL totals: 2 yrs.		11/0	7	6	1	0.0	0	0	0	0

Additional statistics: six special teams tackles in 2018

Single Game Career Highs

Tackles:

3 (two times, last: 12/30/18 at HOU)

2018 GAME-BY-GAME STATISTICS

DATE	OPP	TKL	SOLO	ASST	ST	SACKS	FF	FR	PD	INT
09/09	at N.Y. Giants	0	0	0	1	0.0	0	0	0	0
09/16	vs. New England	0	0	0	1	0.0	0	0	0	0
09/23	vs. Tennessee	1	1	0	2	0.0	0	0	0	0
09/30	vs. N.Y. Jets	0	0	0	0	0.0	0	0	0	0
10/07	at Kansas City	INACTIVE								
10/14	at Dallas	INACTIVE								
10/21	vs. Houston	INACTIVE								
10/28	vs. Philadelphia	3	3	0	0	0.0	0	0	0	0
BYE WEEK										
11/11	at Indianapolis	0	0	0	0	0.0	0	0	0	0
11/18	vs. Pittsburgh	0	0	0	0	0.0	0	0	0	0
11/25	at Buffalo	0	0	0	0	0.0	0	0	0	0
12/02	vs. Indianapolis	INACTIVE								
12/06	at Tennessee	INACTIVE								
12/16	vs. Washington	0	0	0	1	0.0	0	0	0	0
12/23	at Miami	0	0	0	1	0.0	0	0	0	0
12/30	at Houston	3	2	1	0	0.0	0	0	0	0
2018 totals:		7	6	1	6	0.0	0	0	0	0



97



MICHAEL HUGHES

DEFENSIVE TACKLE
6-2 | 308 LBS | 4-3-1996
NEVADA-LAS VEGAS
LAS VEGAS, NEVADA
ACQ: ROOKIE FREE AGENT 2018
EXP: 2ND YEAR



TRANSACTIONS

Signed with the Jaguars as a rookie free agent on 5/11/18

PRO (GAMES PLAYED/STARTED - 0/0, 0/0)

Waived injured prior to training camp in 2018

2018 (w/ JAX - 0/0)

Spent the 2018 season on Injured Reserve

COLLEGE (AT UNLV, 2014-17)

- Earned second-team All-Mountain West as a senior after registering 53 tackles as a senior
- Psted 16 tackles for loss from 2014-17, including a team-high seven tackles for loss as a senior in 2017
- Finished his career making 36 consecutive starts
- Played in the NFLPA bowl

PERSONAL


- Attended Palo Verde (Las Vegas, Nev.) High School, where he played on the defensive line and offensive line
- Helped the Panthers to a 10-2 overall record as a senior after recording 61 tackles, nine tackles for loss, five sacks and one blocked field goal
- Has two younger brothers, Christopher and Nicholas and one younger sister, Tsahi

REGULAR SEASON STATISTICS

YEAR	TEAM	GP/GS	TKL	SOLO	ASST	SACKS	FF	FR	PD	TFL
2019	JAX									
NFL totals:		-	-	-	-	-	-	-	-	-



44



MYLES JACK

LINEBACKER
6-1 | 244 LBS | 9-3-1995
UCLA
SCOTTSDALE, ARIZONA
ACQ: SECOND ROUND OF 2016 DRAFT (36TH)
EXP: 4TH YEAR



TRANSACTIONS

Originally drafted by Jacksonville in the second round (36th overall) of the 2016 draft on choice obtained from Baltimore for Jaguars' second (38th overall)- and fifth (146th overall)-round choices

PRO (GAMES PLAYED/STARTED - 48/42, 3/3)

- Made his NFL and Jaguars debut in the team's season opener in 2016
- Career totals include 219 tackles, 5.0 sacks and six PDs

2018 (w/ JAX - 16/16)

Started all 16 games for the second consecutive season and recorded his first career 100-plus tackle season ... Played every snap on defense in 2018 (1,020 snaps) and was one of three players in the NFL to play 100 percent of his team's defensive snaps (DEN Justin Simmons & PHI Malcolm Jenkins)

- **9/9 at NYG:** Led the team with 10 tackles (seven solo) and added an INT, which he returned 32 yards for a TD ... Joins LB **Telvin Smith Sr.** and CB **Aaron Beasley** as the only players in team history to record a pick-six and a fumble return TD in their careers
- **12/2 vs. IND:** Started at MLB and recorded 10 tackles (seven solo) and one fumble recovery, his second takeaway of the season (INT in Week 1), which led to second quarter field goal and 3-0 lead
- **12/6 at TEN:** Started at MLB and led the team with a season-high 13 tackles (eight solo), including 1.0 sack

2017 (w/ JAX - 16/16, 3/3)

Regularly started at SLB, but played all three LB positions throughout the course of the year

- **9/10 at HOU:** Started at SLB and led the team with 14 tackles (eight solo) and also had one tackle for a loss
- **1/21 at N.E.:** Started at SLB and recorded seven tackles (six solo) and one forced fumble, which he also recovered

2016 (w/ JAX - 16/10)

Played in all 16 games making 10 starts, during his rookie year ... Totaled 22 tackles (16 solo) to rank tied for 12th on the team in tackles

- **9/11 vs. G.B.:** Played in 12 snaps on special teams in NFL and team debut
- **10/2 vs. IND:** Earned his first career start and made four tackles (three solo) and one pass defended

COLLEGE (AT UCLA, 2013-15)

• Saw action on both sides of the ball in 29 career games and totaled 178 tackles (116 solo), 15 tackles for a loss, 23 passes defended and two fumble recoveries defensively, while rushing 68 times for 387 yards and 11 TDs

- Started all 13 games at LB in 2014 and was second on the team with 88 tackles, eight for loss and seven passes defended, while rushing 28 times for 113 yards and three TDs
- Second-team All-Pac 12 in 2014
- Named both Offensive and Defensive Freshman of the Year in the Pac-12 by the coaches after posting 75 tackles, 11 passes defended and two INTs, while rushing for 267 yards and seven TDs on 38 attempts
- Finalist for the Paul Hornung Award as the nation's most versatile player in 2013

PERSONAL

- A four-star recruit from Bellevue (Wash.) High School, according to both scout.com and rivals.com
- Ranked as the nation's No. 4 OLB and No. 1 in the west
- Also played running back in high school for an offense that averaged more than 46 points per game his senior season
- Selected to play in the U.S. Army All-American game, where he posted five tackles
- Earned letters in track (three) and basketball (one)
- Son of H. David Jack and La Sonjia (Fisher) Jack
- Has one brother, Jahlen
- Twitter handle is @MylesJack

REGULAR SEASON STATISTICS

YEAR	TEAM	GP/GS	TKL	SOLO	ASST	SACKS	FF	FR	PD	TFL	INT
2016	JAX	16/10	22	16	6	0.5	0	0	2	1	0
2017	JAX	16/16	90	66	24	2.0	0	1	3	5	0
2018	JAX	16/16	107	75	32	2.5	1	1	1	1	1
NFL totals: 3 yrs.		48/42	219	158	61	5.0	1	2	6	7	1

Single Game Career Highs

Tackles:

14 (9/11/17 at HOU)

Passes Defended:

1 (six times, last: 9/9/18 vs. NYG)

Interceptions:

1 (9/9/18 vs. NYG)

Fumble recoveries:

1 (twice, last: 12/2/18 vs. IND)

POSTSEASON STATISTICS

YEAR	TEAM	GP/GS	TKL	SOLO	ASST	SACKS	FF	FR	PD	TFL	INT
2017	JAX	3/3	19	16	3	1.0	1	1	3	2	1
NFL totals: 3 yrs.		3/3	19	16	3	1.0	1	1	3	2	1

2018 GAME-BY-GAME STATISTICS

DATE	OPP	TKL	SOLO	ASST	SACKS	FF	FR	PD	TFL	INT
09/09	at N.Y. Giants	10	7	3	0.0	0	0	1	0	1
09/16	vs. New England	8	7	1	0.0	0	0	0	0	0
09/23	vs. Tennessee	3	2	1	0.0	0	0	0	0	0
09/30	vs. N.Y. Jets	5	4	1	0.0	0	0	0	0	0
10/07	at Kansas City	10	5	5	0.0	0	0	0	0	0
10/14	at Dallas	5	3	2	0.0	0	0	0	0	0
10/21	vs. Houston	6	5	1	0.0	0	0	0	0	0
10/28	vs. Philadelphia	5	2	3	1.0	0	0	0	1	0
BYE WEEK										
11/11	at Indianapolis	3	3	0	0.0	0	0	0	0	0
11/18	vs. Pittsburgh	1	1	0	0.0	0	0	0	0	0
11/25	at Buffalo	4	3	1	0.0	1	0	0	0	0
12/02	vs. Indianapolis	10	7	3	0.0	0	1	0	0	0
12/06	at Tennessee	13	8	5	1.0	0	0	0	0	0
12/16	vs. Washington	6	5	1	0.0	0	0	0	0	0
12/23	at Miami	8	7	1	0.0	0	0	0	0	0
12/30	at Houston	10	6	4	0.5	0	0	0	0	0
2018 totals:		107	75	32	2.5	1	1	1	1	1



#44 MYLES JACK

2017 GAME-BY-GAME STATISTICS


DATE	OPP	TKL	SOLO	ASST	SACKS	FF	FR	PD	TFL	INT
09/10	at Houston	14	8	6	0.0	0	0	0	1	0
09/17	vs. Tennessee	6	5	1	1.0	0	0	0	1	0
09/24	vs. Baltimore	4	4	0	0.0	0	0	0	0	0
10/01	at New York Jets	9	8	1	0.0	0	1	0	1	0
10/08	at Pittsburgh	9	5	4	0.0	0	0	0	0	0
10/15	vs. LA Rams	6	5	1	0.0	0	0	0	1	0
10/22	at Indianapolis	8	4	4	1.0	0	0	1	0	0
BYE WEEK										
11/05	vs. Cincinnati	1	1	0	0.0	0	0	0	0	0
11/12	vs. LA Chargers	9	8	1	0.0	0	0	0	1	0
11/19	at Cleveland	2	1	1	0.0	0	0	1	0	0
11/26	at Arizona	3	3	0	0.0	0	0	0	0	0
12/03	vs. Indianapolis	5	3	2	0.0	0	0	0	0	0
12/10	vs. Seattle	6	5	1	0.0	0	0	0	0	0
12/17	vs. Houston	2	1	1	0.0	0	0	1	0	0
12/24	at San Francisco	3	3	0	0.0	0	0	0	0	0
12/31	at Tennessee	3	2	1	0.0	0	0	0	0	0
2017 totals:		90	66	24	2.0	0	1	3	5	0
01/07	vs. Buffalo	6	5	1	1.0	0	0	3	1	0
01/14	at Pittsburgh	6	5	1	0.0	0	0	0	1	1
01/21	at New England	7	6	1	0.0	1	1	0	0	0
Postseason totals:		19	16	3	1.0	1	1	3	2	1

2016 GAME-BY-GAME STATISTICS

DATE	OPP	TKL	SOLO	ASST	SACKS	FF	FR	PD	TFL	
09/11	vs. Green Bay	0	0	0	0.0	0	0	0	0	
09/18	at San Diego	2	2	0	0.0	0	0	0	0	
09/25	vs. Baltimore	0	0	0	0.0	0	0	0	0	
10/02	vs. Indianapolis	4	3	1	0.0	0	0	1	0	
BYE WEEK										
10/16	at Chicago	1	1	0	0.0	0	0	0	0	
10/23	vs. Oakland	1	1	0	0.0	0	0	0	0	
10/27	at Tennessee	0	0	0	0.0	0	0	0	0	
11/06	at Kansas City	1	1	0	0.0	0	0	0	0	
11/13	vs. Houston	2	2	0	0.0	0	0	0	0	
11/20	at Detroit	3	2	1	0.0	0	0	0	1	
11/27	at Buffalo	5	2	3	0.5	0	0	0	0	
12/04	vs. Denver	1	1	0	0.0	0	0	0	0	
12/11	vs. Minnesota	1	0	1	0.0	0	0	0	0	
12/18	at Houston	1	1	0	0.0	0	0	0	0	
12/24	vs. Tennessee	0	0	0	0.0	0	0	0	0	
01/01	at Indianapolis	0	0	0	0.0	0	0	1	0	
2016 totals:		22	16	6	0.5	0	0	2	1	



48



LEON JACOBS

LINEBACKER
6-2 | 246 LBS | 10-3-1995
WISCONSIN
SAN PEDRO, CALIFORNIA
ACQ: SEVENTH ROUND OF 2018 DRAFT (230TH)
EXP: 2ND YEAR



TRANSACTIONS

Originally drafted by Jacksonville in the seventh round (230th overall) of the 2018 NFL Draft ... Selection obtained from Cincinnati in exchange for DE Chris Smith ... Placed on injured/reserve on 12/14/18

PRO (GAMES PLAYED/STARTED - 12/3)

Second-year linebacker who appeared in 12 games during his rookie campaign, making three starts

2018 (w/ JAX - 12/3)

Amassed 17 tackles (12 solo) during 12 games played in his rookie season

- **9/30 vs. NYJ:** Made first career start at SLB
- **12/2 vs. IND:** Started at SLB and saw action on special teams
- **12/14 at DAL:** Notched a season-best four tackles (three solo)

COLLEGE (AT WISCONSIN, 2013-17)

- Played in 59 games, the most by a player in FBS history, starting 18 games
- Career totals include 142 tackles, 15.5 tackles for a loss, 6.5 sacks and three INTs
- Part of the winningest senior class in school history
- In 2017, contributed to a unit that ranked No. 2 nationally in total defense (262.1 yards per game), No. 3 in scoring defense (13.9 points per game), No. 3 in rushing defense (98.4 ypg) and No. 1 in pass efficiency defense (96.4) while totaling 60 tackles, including 35 solo stops, 9.5 tackles for a loss and 3.5 sacks

PERSONAL

- Son of Tony and Theresa Jacobs
- Attended Golden Valley High School (Santa Clarita, Calif.)
- First-team all-conference as a senior where he rushed for 847 yards and six TDs
- Also played basketball and was a three-time second-team All-Del Rey League selection
- Volunteered as math and science tutor
- Participated in study abroad program in Rome in summer of 2016
- Born in Nigeria, Africa

REGULAR SEASON STATISTICS

YEAR	TEAM	GP/GS	TKL	SOLO	ASST	SACKS	FF	FR	PD	TFL	INT
2018	JAX	12/3	17	12	5	0.0	0	0	0	0	0
NFL totals:		1 yr.	12/3	17	12	5	0.0	0	0	0	0

Single Game Career Highs

Tackles:
4 (12/14/18 at DAL)

2018 GAME-BY-GAME STATISTICS

DATE	OPP	TKL	SOLO	ASST	SACKS	FF	FR	PD	TFL	INT	
09/09	at N.Y. Giants	2	1	1	0.0	0	0	0	0	0	
09/16	vs. New England	INACTIVE									
09/23	vs. Tennessee	2	1	1	0.0	0	0	0	0	0	
09/30	vs. N.Y. Jets	0	0	0	0.0	0	0	0	0	0	
10/07	at Kansas City	0	0	0	0.0	0	0	0	0	0	
10/14	at Dallas	4	3	1	0.0	0	0	0	0	0	
10/21	vs. Houston	1	0	1	0.0	0	0	0	0	0	
10/28	vs. Philadelphia	3	3	0	0.0	0	0	0	0	0	
BYE WEEK											
11/11	at Indianapolis	2	1	1	0.0	0	0	0	0	0	
11/18	vs. Pittsburgh	0	0	0	0.0	0	0	0	0	0	
11/25	at Buffalo	1	1	0	0.0	0	0	0	0	0	
12/02	vs. Indianapolis	0	0	0	0.0	0	0	0	0	0	
12/06	at Tennessee	2	2	0	0.0	0	0	0	0	0	
12/16	vs. Washington	Injured Reserve									
12/23	at Miami	Injured Reserve									
12/30	at Houston	Injured Reserve									
2018 totals:		17	12	5	0.0	0	0	0	0	0	

Additional Statistics: four special teams tackles in 2018



95



ABRY JONES

DEFENSIVE TACKLE
6-4 | 318 LBS | 9-8-1991
GEORGIA
WARNER ROBINS, GEORGIA
ACQ: ROOKIE FREE AGENT 2013
EXP: 7TH YEAR



TRANSACTIONS

Originally signed by Jacksonville as an undrafted rookie on 4/27/13 ... Resigned with Jacksonville on 2/15/17

PRO (GAMES PLAYED/STARTED - 84/32, 3/2)

- Earned roster spot as an undrafted rookie in 2013
- Signed a four-year contract extension in 2017

2018 (w/ JAX - 15/6)

Appeared in 15 games and recorded 29 tackles (21 solo), including 1.0 sack

- **9/9 at NYG:** Recorded two tackles (one solo), including one tackle for a loss and added two passes defended, one of which led to the **Myles Jack's** INT-TD
- **10/28 vs. PHI:** Recorded three tackles (two solo), including one tackle for loss
- **11/11 at IND:** Recorded two tackles, including one for loss
- **11/25 at BUF:** Started at NT and recorded four tackles (three solo)
- **12/16 vs. WAS:** Started at NT and recorded five tackles (four solo), including 1.0 sack and a tackle for loss
- **12/23 at MIA:** Started at NT and recorded three tackles (two solo)
- **12/30 at HOU:** Started at NT and recorded five tackles (two solo)

2017 (w/ JAX - 15/15, 3/2)

Started all 15 games he appeared in and totaled 31 tackles (24 solo), including 1.0 sack and added six passes defended

- **9/10 at HOU:** Started at NT and assisted on two tackles and recorded a half sack, two quarterback hits and recovered one fumble
- **10/8 at PIT:** Started at NT and recorded five tackles (two solo), half of a sack and a career-high three passes defended ... Tipped ball that was intercepted by LB **Telvin Smith** and returned for a TD
- **12/3 vs. IND:** Started at NT and recorded three solo tackles, one pass defended and one forced fumble

2016 (w/ JAX - 15/9)

Started nine of 15 games played ... Totaled 32 tackles (26 solo), including four for a loss, and one PD

- **10/16 at CHI:** Saw action at DT, making two solo tackles, including one tackle for loss
- **10/23 vs. OAK:** Totaled three solo tackles, including one tackle for a loss
- **10/27 at TEN:** Started at DT and had three tackles (two solo)
- **11/20 at DET:** Started at DT and made five tackles (four solo), including one tackle for loss and one pass defended
- **12/18 at HOU:** Started at DT and recorded three tackles (two solo) and had one tackle for a loss

2015 (w/ JAX - 15/0)

Played in 15 games before being placed on the team's injured reserve list for the final regular season game ... Totaled 16 tackles (seven solo), 2.0 sacks, one forced fumble and one fumble recovery

- **10/4 at IND:** Saw action at DT and special teams, and recorded his first career fumble recovery
- **10/11 at T.B.:** Made five tackles (three solo), including two tackles for loss and recorded one pass defended
- **11/15 at BAL:** Made four tackles (one solo), including a sack-fumble that was recovered by DT **Tyson Alualu**

2014 (w/ JAX - 16/2)

Played in all 16 games for the first time in his career and registered a career-best 39 tackles (23 solo), three sacks, four tackles for loss, three quarterback hits and one forced fumble

- **10/5 vs. PIT:** Registered a career-high two sacks including a sack/forced fumble of QB **Ben Roethlisberger** early in the fourth quarter ... Also sacked Roethlisberger in the second quarter ... Added one QB pressure and one tackle for loss
- **10/19 vs. CLE:** Made three solo tackles, one QB hit and one tackle for loss ...
- **12/7 vs. HOU:** Saw action at DT and matched his season-high with four tackles (three solo)
- **12/18 vs. TEN:** Made first career start and totaled a career-high five tackles (three solo) along with one sack ... Sacked QB **Charlie Whitehurst** for a three-yard loss on the opening possession
- **12/28 at HOU:** Started for the second consecutive game and totaled three tackles (one solo)

2013 (w/ JAX - 8/0)

Played in eight games as a rookie after earning a roster spot as an undrafted free agent ... Totaled nine tackles, 0.5 sacks and one QB hit

- **10/6 at STL:** Made NFL debut on and saw action on defense
- **10/20 vs. SD:** Made first career tackle
- **12/22 vs. TEN:** Saw extensive action in DL rotation and posted a career-high four tackles (three solo), one QB hit and split a sack with LB **Paul Posluszny** in the first quarter

COLLEGE (AT GEORGIA, 2009-12)

- Three-year letterman and appeared in 46 games, making 26 starts at DE and DT
- Career totals include 107 tackles (52 solo), 35 QB pressures, 13.5 tackles for a loss, 5.0 sacks and two forced fumbles
- Received the David Jacobs Award as a player who, by example, portrays courage, spirit, character and determination
- Majored in communication studies

PERSONAL

- Attended Northside (Ga.) High School
- USA Today All-USA second-team selection
- Married to his wife, Kate

REGULAR SEASON STATISTICS

YEAR	TEAM	GP/GS	TKL	SOLO	ASST	SACKS	FF	FR	PD	TFL
2013	JAX	8/0	9	8	1	0.5	0	0	0	0
2014	JAX	16/2	39	23	16	3.0	1	0	1	3
2015	JAX	15/0	16	7	9	2.0	1	1	2	3
2016	JAX	15/9	32	26	6	0.0	0	0	1	4
2017	JAX	15/15	31	24	7	1.0	1	1	6	1
2018	JAX	15/6	29	21	8	1.0	0	0	2	5
NFL totals: 6 yrs.		84/32	157	110	47	7.5	3	2	12	16

Single Game Career Highs

Tackles:
5 (five times, last: 12/16/18 vs. WAS)

Sacks:
2.0 (10/5/14 vs. PIT)

Forced fumbles:
1 (twice, last: 11/15/15 at BAL)

Fumble recoveries:
1 (twice, last: 9/10/17 at HOU)

Passes defended:
3 (10/8/17 at PIT)

POSTSEASON CAREER STATISTICS

YEAR	TEAM	GP/GS	TKL	SOLO	ASST	SACKS	FF	FR	PD	TFL
2017	JAX	3/2	7	6	1	0.0	0	0	1	1
NFL totals: 6 yrs.		3/2	7	6	1	0.0	0	0	1	1

#95 ABRY JONES

2018 GAME-BY-GAME STATISTICS

DATE	OPP	TKL	SOLO	ASST	SACKS	FF	FR	PD	TFL
09/09	at N.Y. Giants	2	1	1	0.0	0	0	2	1
09/16	vs. New England	1	1	0	0.0	0	0	0	0
09/23	vs. Tennessee	1	1	0	0.0	0	0	0	0
09/30	vs. N.Y. Jets	0	0	0	0.0	0	0	0	0
10/07	at Kansas City	1	1	0	0.0	0	0	0	0
10/14	at Dallas	0	0	0	0.0	0	0	0	0
10/21	vs. Houston	1	1	0	0.0	0	0	0	0
10/28	vs. Philadelphia	3	2	1	0.0	0	0	0	1
BYE WEEK									
11/11	at Indianapolis	2	2	0	0.0	0	0	0	1
11/18	vs. Pittsburgh	1	1	0	0.0	0	0	0	0
11/25	at Buffalo	3	2	1	0.0	0	0	0	0
12/02	vs. Indianapolis	1	1	0	0.0	0	0	0	0
12/06	at Tennessee	INACTIVE							
12/16	vs. Washington	5	4	1	0.0	0	0	0	2
12/23	at Miami	3	2	1	0.0	0	0	0	0
12/30	at Houston	5	2	3	0.0	0	0	0	0
2018 totals:		29	21	8	0.0	0	0	2	5

2017 GAME-BY-GAME STATISTICS

DATE	OPP	TKL	SOLO	ASST	SACKS	FF	FR	PD	TFL
09/10	at Houston	2	0	2	0.5	0	1	0	0
09/17	vs. Tennessee	0	0	0	0.0	0	0	0	0
09/24	vs. Baltimore	2	2	0	0.0	0	0	0	0
10/01	at New York Jets	3	2	1	0.0	0	0	0	0
10/08	at Pittsburgh	5	2	3	0.5	0	0	3	0
10/15	vs. LA Rams	3	3	0	0.0	0	0	0	0
10/22	at Indianapolis	1	1	0	0.0	0	0	0	0
BYE WEEK									
11/05	vs. Cincinnati	1	1	0	0.0	0	0	0	0
11/12	vs. LA Chargers	4	3	1	0.0	0	0	1	0
11/19	at Cleveland	1	1	0	0.0	0	0	0	0
11/26	at Arizona	1	1	0	0.0	0	0	1	0
12/03	vs. Indianapolis	3	3	0	0.0	1	0	1	0
12/10	vs. Seattle	1	1	0	0.0	0	0	0	0
12/17	vs. Houston	2	2	0	0.0	0	0	0	0
12/24	at San Francisco	2	2	0	0.0	0	0	0	1
12/31	at Tennessee	INACTIVE							
2017 totals:		31	24	7	1.0	1	1	6	1
01/07	vs. Buffalo	2	2	0	0.0	0	0	0	1
01/14	at Pittsburgh	2	1	1	0.0	0	0	1	0
01/21	at New England	3	3	0	0.0	0	0	0	0
Postseason totals:		7	6	1	0.0	0	0	1	1

2016 GAME-BY-GAME STATISTICS

DATE	OPP	TKL	SOLO	ASST	SACKS	FF	FR	PD	TFL
09/11	vs. Green Bay	0	0	0	0.0	0	0	0	0
09/18	at San Diego	1	0	1	0.0	0	0	0	0
09/25	vs. Baltimore	0	0	0	0.0	0	0	0	0
10/02	vs. Indianapolis	2	1	1	0.0	0	0	0	0
BYE WEEK									
10/16	at Chicago	2	2	0	0.0	0	0	0	1
10/23	vs. Oakland	3	3	0	0.0	0	0	0	1
10/27	at Tennessee	3	2	1	0.0	0	0	0	0
11/06	at Kansas City	2	2	0	0.0	0	0	0	0
11/13	vs. Houston	2	2	0	0.0	0	0	0	0
11/20	at Detroit	5	4	1	0.0	0	0	1	1
11/27	at Buffalo	INACTIVE							
12/04	vs. Denver	2	2	0	0.0	0	0	0	0
12/11	vs. Minnesota	1	1	0	0.0	0	0	0	0
12/18	at Houston	3	2	1	0.0	0	0	0	1
12/24	vs. Tennessee	3	2	1	0.0	0	0	0	0
01/01	at Indianapolis	3	3	0	0.0	0	0	0	0
2016 totals:		32	26	6	0.0	0	0	1	4

2015 GAME-BY-GAME STATISTICS

DATE	GAME	TKL	SOLO	ASST	SACKS	FF	FR	PD	TFL
09/13	vs. Carolina	0	0	0	0.0	0	0	0	0
09/20	vs. Miami	0	0	0	0.0	0	0	0	0
09/27	at New England	1	0	1	0.0	0	0	1	0
10/04	at Indianapolis	0	0	0	0.0	0	1	0	0
10/11	at Tampa Bay	5	3	2	0.0	0	0	1	2
10/18	vs. Houston	0	0	0	0.0	0	0	0	0
10/25	vs. Buffalo	1	1	0	1.0	0	0	0	1
11/1 BYE WEEK									
11/08	at N.Y. Jets	3	0	3	0.0	0	0	0	0
11/15	at Baltimore	4	1	3	1.0	1	0	0	0
11/19	vs. Tennessee	1	1	0	0.0	0	0	0	0
11/29	vs. San Diego	0	0	0	0.0	0	0	0	0
12/06	at Tennessee	0	0	0	0.0	0	0	0	0
12/13	vs. Indianapolis	0	0	0	0.0	0	0	0	0
12/20	vs. Atlanta	1	1	0	0.0	0	0	0	0
12/27	at New Orleans	0	0	0	0.0	0	0	0	0
01/03	at Houston	INJURED RESERVE							
2015 totals:		16	7	9	2.0	1	1	2	3

2014 GAME-BY-GAME STATISTICS

DATE	GAME	TKL	SOLO	ASST	SACKS	FF	FR	PD	TFL
09/07	at Philadelphia	0	0	0	0.0	0	0	0	0
09/14	at Washington	3	2	1	0.0	0	0	0	1
09/21	vs. Indianapolis	1	1	0	0.0	0	0	0	0
09/28	at San Diego	0	0	0	0.0	0	0	0	0
10/05	vs. Pittsburgh	4	4	0	2.0	1	0	0	0
10/12	at Tennessee	2	2	0	0.0	0	0	0	0
10/19	vs. Cleveland	3	3	0	0.0	0	0	0	1
10/26	vs. Miami	1	0	1	0.0	0	0	1	0
11/02	at Cincinnati	3	1	2	0.0	0	0	0	0
11/09	vs. Dallas	1	1	0	0.0	0	0	0	0
BYE WEEK									
11/23	at Indianapolis	3	1	2	0.0	0	0	0	0
11/30	vs. N.Y. Giants	3	1	2	0.0	0	0	0	0
12/07	vs. Houston	4	3	1	0.0	0	0	0	0
12/14	at Baltimore	3	0	3	0.0	0	0	0	0
12/18	vs. Tennessee	5	3	2	1.0	0	0	0	1
12/28	at Houston	3	1	2	0.0	0	0	0	0
2014 totals:		39	23	16	3.0	1	0	1	3

2013 GAME-BY-GAME STATISTICS

DATE	GAME	TKL	SOLO	ASST	SACKS	FF	FR	PD	TFL
09/08	vs. Kansas City	INACTIVE							
09/15	at Oakland	INACTIVE							
09/22	at Seattle	INACTIVE							
09/29	vs. Indianapolis	INACTIVE							
10/06	at St. Louis	0	0	0	0.0	0	0	0	0
10/13	at Denver	0	0	0	0.0	0	0	0	0
10/20	vs. San Diego	1	1	0	0.0	0	0	0	0
10/27	vs. San Francisco	INACTIVE							
BYE WEEK									
11/10	at Tennessee	INACTIVE							
11/17	vs. Arizona	INACTIVE							
11/24	at Houston	INACTIVE							
12/01	at Cleveland	0	0	0	0.0	0	0	0	0
12/05	vs. Houston	1	1	0	0.0	0	0	0	0
12/15	vs. Buffalo	1	1	0	0.0	0	0	0	0
12/22	vs. Tennessee	4	3	1	0.5	0	0	0	0
12/29	at Indianapolis	2	2	0	0.0	0	0	0	0
2013 totals:		9	8	1	0.5	0	0	0	0



DATONE JONES

DEFENSIVE LINEMAN
6-4 | 285 LBS | 7-24-1990
UCLA
COMPTON, CALIFORNIA
ACQ: FREE AGENT 2019
EXP: 7TH YEAR



TRANSACTIONS

Originally entered the NFL as a first round draft pick (26th overall) of the Green Bay Packers in 2013 ... Signed by Minnesota on 3/15/17 ... Waived by Minnesota on 9/8/17 ... Signed by Detroit on 10/10/17 ... Waived by Detroit on 10/18/17 ... Signed by San Francisco on 10/24/17 ... Waived by San Francisco on 11/21/17 ... Signed by Dallas on 11/26/17 ... Signed by Jacksonville on 6/4/19

PRO (GAMES PLAYED/STARTED - 67/9, 7/0)

- Seventh-year DL who has appeared in 67 games, starting in nine
- Has totaled 87 tackles (55 solo), 10.0 sacks and one INT in his career during stints with the Packers, Vikings, Lions, 49ers and Cowboys

2018 (w/ DAL 2/1)

Appeared in one game for the Cowboys during the 2018 season ... Placed on reserved/injured list by the Cowboys on 9/25/18

- **9/23 at SEA:** Registered one quarterback hit in his lone appearance on the season

2017 (w/ SF - 3/0; w/ DAL 4/2)

Appeared in seven games in 2017 with stints in San Francisco and Dallas, making two starts for the Cowboys ... compiled 15 tackles and 1.0 sacks on the year

- **12/24 vs. SEA:** Started his first game at DE for the Cowboys, recording a season-high three tackles (one solo)
- **12/31 at PHI:** Started at DE and tied a season-high three tackles (two solo), including his lone sack on the season ... Also recorded a pass defense

2016 (w/ GB - 15/4)

Started a career-high four games and saw time in 15, tallying a career-high 22 tackles and added one sack with two pass breakups

- **12/4 vs. HOU:** Registered a season-high four tackles

2015 (w/ GB - 15/0)

Played in 15 games for the Packers after being suspended for the season opener, recording 20 tackles with 3.0 sacks and three pass defenses ... Appeared in both playoff contests at Washington (1/10) and at Arizona (1/16).

- **11/22 at MIN:** Set a career-high with 2.0 sacks

2014 (w/ GB - 13/3)

Started three games and saw time in 13, registering 21 tackles and 1.5 sacks, along with his only career interception, which he returned for 18 yards

- **9/4 at SEA:** Started at DE, registering a season-high with five tackles (four solo)
- **1/11 vs. DAL:** Recorded a FG block against the Cowboys in the NFC Wildcard game

2013 (w/ GB - 16/0)

Appeared in all 16 games during his rookie campaign, totaling a career-best 3.5 sacks, 10 tackles and his lone career fumble recovery

- **11/10 vs. PHI:** Set a then-career-best with 2.0 sacks

COLLEGE (AT UCLA, 2008-12)

- A four-time letterman and three-year starter who appeared in 51 games with 43 starts during his career for the Bruins, finishing his career with 148 tackles, 36.5 tackles for a loss, 13.5 sacks, five passes defended, four forced fumbles and a fumble recovery

- Named second-team All-PAC 12 and Bruins Most Improved Player as a senior after leading the defensive line with 62 tackles and posting 6.5 sacks in 2012

PERSONAL

- Attended Compton (Calif.) High School
- Registered 91 tackles, 7.0 sacks, two fumble recoveries, nine quarterback hurries and three passes defended as a senior, earning second-team all-state honors by Cal-Hi Sports
- Earned his degree in history from UCLA
- He and his wife, Lauren, have two daughters, Laila and Zoe

REGULAR SEASON STATISTICS

YEAR	TEAM	GP/GS	TKL	SOLO	ASST	SACKS	FF	FR	PD	TFL
2013	G.B.	16/0	10	7	3	3.5	0	1	0	3
2014	G.B.	13/3	21	16	5	1.5	0	0	2	3
2015	G.B.	15/0	20	14	6	3.0	0	0	2	7
2016	G.B.	15/4	22	17	5	1.0	0	0	2	3
2017	S.F./DAL	7/2	15	9	6	1.0	0	0	1	3
2018	DAL	1/0	0	0	0	0	0	0	0	0
NFL totals: 6 yrs.		67/9	88	61	27	10.0	0	1	7	19

Single Game Career Highs

Tackles:

5 (9/4/14 vs. SEA)

Sacks:

2.0 (two times, last: 11/22/15 at MIN)

Interceptions:

1 (12/21/14 at T.B.)

Fumble recoveries:

1 (10/13/13 at BAL)

POSTSEASON CAREER STATISTICS

YEAR	TEAM	GP/GS	TKL	SOLO	ASST	SACKS	FF	FR	PD	TFL
2014	G.B.	2/0	4	1	3	0.5	0	0	0	0
2015	G.B.	2/0	2	2	0	0.0	0	0	0	0
2016	G.B.	3/0	3	1	1	0.0	0	0	0	0
NFL totals: 6 yrs.		7/0	9	5	4	0.5	0	0	0	0

2018 GAME-BY-GAME STATISTICS

DATE	OPP	TKL	SOLO	ASST	SACKS	FF	FR	PD	TFL
09/09	at Carolina				INACTIVE				
09/16	N.Y. Giants				INACTIVE				
09/23	at Seattle	0	0	0	0	0	0	0	0
2018 totals:		0	0	0	0.0	0	0	0	0

2017 GAME-BY-GAME STATISTICS

DATE	OPP	TKL	SOLO	ASST	SACKS	FF	FR	PD	TFL
W/SF									
10/15	at Washington				INACTIVE				
10/29	at Philadelphia	2	1	1	0.0	0	0	0	0
11/05	vs. Arizona	3	1	2	0.0	0	0	0	0
11/12	at New York Giants	1	1	0	0.0	0	0	0	0
W/DAL									
12/10	at New York Giants	2	2	0	0.0	0	0	0	1
12/17	at Oakland	1	1	0	0.0	0	0	0	0
12/24	vs Seattle	3	1	2	0.0	0	0	0	1
12/31	at Philadelphia	3	2	1	1.0	0	0	1	1
2017 totals:		15	9	6	1.0	0	0	1	3

2016 GAME-BY-GAME STATISTICS

DATE	OPP	TKL	SOLO	ASST	SACKS	FF	FR	PD	TFL
09/11	at Jaguars	0	0	0	0.0	0	0	0	0
09/18	at Minnesota	1	1	0	0.0	0	0	0	1
09/25	vs. Detroit				INACTIVE				
10/02 BYE WEEK									
10/09	vs. N.Y. Giants	1	0	1	0.0	0	0	0	0
10/16	vs. Dallas	3	3	0	0.0	0	0	0	0
10/20	vs. Chicago	0	0	0	0.0	0	0	1	0
10/30	at Atlanta	0	0	0	0.0	0	0	0	0
11/06	vs. Indianapolis	1	0	1	0.0	0	0	1	0
11/13	at Tennessee	2	1	1	0.0	0	0	0	1
11/20	at Washington	1	0	1	0.0	0	0	1	0
11/28	at Philadelphia	0	0	0	0.0	0	0	0	0
12/04	vs. Houston	4	4	0	0.0	0	0	0	0
12/11	vs. Seattle	2	2	0	1.0	0	0	0	1
12/18	at Chicago	1	1	0	0.0	0	0	0	0
12/24	vs. Minnesota	3	2	1	0.0	0	0	0	0
01/01	at Detroit	3	3	0	0.0	0	0	0	0
2016 totals:		22	17	5	1.0	0	0	2	3

#96 DATONE JONES

2015 GAME-BY-GAME STATISTICS


DATE	OPP	TKL	SOLO	ASST	SACKS	FF	FR	PD	TFL
09/13	at Chicago				Reserve/Suspended				
09/20	vs. Seattle	2	2	0	0.0	0	0	0	1
09/28	vs. Kansas City	1	1	0	0.0	0	0	0	0
10/04	at San Francisco	1	0	1	0.0	0	0	0	0
10/11	at St. Louis	0	0	0	0.0	0	0	0	0
10/18	vs. San Diego	2	2	0	1.0	0	0	1	2
10/25	BYE WEEK								
11/01	Denver	3	3	0	0.0	0	0	0	1
11/08	at Carolina	0	0	0	0.0	0	0	0	0
11/15	vs. Detroit	0	0	0	0.0	0	0	0	0
11/22	at Minnesota	2	2	0	2.0	0	0	1	2
11/26	vs. Chicago	3	1	2	0.0	0	0	0	1
12/03	at Detroit	1	1	0	0.0	0	0	0	0
12/13	vs. Dallas	0	0	0	0.0	0	0	1	0
12/20	at Oakland	1	0	1	0.0	0	0	0	0
12/27	at Arizona	2	0	2	0.0	0	0	0	0
01/03	vs. Minnesota	2	2	0	0.0	0	0	0	0
2015 totals:		20	14	6	3.0	0	0	3	7

2014 GAME-BY-GAME STATISTICS

DATE	OPP	TKL	SOLO	ASST	SACKS	FF	FR	PD	TFL
09/07	at Seattle	4	3	1	0.0	0	0	0	0
09/14	vs. N.Y. Jets	2	2	0	0.0	0	0	1	0
09/21	at Detroit	3	2	1	1.0	0	0	0	0
09/28	at Chicago	4	4	0	1.0	0	0	0	1
10/02	vs. Minnesota	0	0	0	0.0	0	0	0	0
10/12	at Miami				INACTIVE				
10/19	vs. Carolina				INACTIVE				
10/26	at New Orleans				INACTIVE				
BYE WEEK									
11/09	vs. Chicago	1	1	0	3.0	0	0	0	1
11/16	vs. Philadelphia	2	2	0	0.0	0	0	0	1
11/23	at Minnesota	0	0	0	0.0	0	0	0	0
11/30	vs. New England	0	0	0	0.0	0	0	0	0
12/08	vs. Atlanta	3	2	1	0.0	0	0	1	0
12/14	at Buffalo Bills	2	0	1	0.0	0	0	0	0
12/21	at Tampa Bay	1	0	1	0.5	0	0	1	0
12/28	vs. Detroit	0	0	0	0.0	0	0	0	0
2014 totals:		21	16	5	1.5	1	0	2	3

2013 GAME-BY-GAME STATISTICS

DATE	OPP	TKL	SOLO	ASST	SACKS	FF	FR	PD	TFL
09/08	at San Francisco	0	0	0	0.0	0	0	1	0
09/15	vs. Washington	1	1	0	0.0	0	0	0	0
09/22	at Cincinnati	0	0	0	0.0	0	0	0	0
BYE WEEK									
10/06	vs. Detroit	0	0	0	0.0	0	0	0	0
10/13	vs. Baltimore	0	0	0	1.0	0	1	0	0
10/20	vs. Cleveland	0	0	0	0.0	0	0	0	0
10/27	at Minnesota	0	0	0	0.0	0	0	0	0
11/04	vs. Chicago	2	1	1	1.0	0	0	0	1
11/10	vs. Philadelphia	3	3	0	2.0	1	0	0	2
11/17	at N.Y. Giants	0	0	0	0.0	0	0	1	0
11/24	at Minnesota	1	1	0	0.0	0	0	0	0
11/28	at Detroit	0	0	0	1.0	0	0	1	0
12/08	vs. Atlanta	1	1	0	1.0	0	0	0	0
12/15	at Dallas	2	0	2	0.5	0	0	0	0
12/22	vs. Pittsburgh	0	0	0	0.0	0	0	0	0
12/29	at Chicago	0	0	0	0.0	0	0	0	0
2013 totals:		10	7	3	3.5	0	1	0	3



BEN KOYACK

TIGHT END
6-5 | 258 LBS | 4-9-1993
NOTRE DAME
OIL CITY, PENNSYLVANIA
ACQ: FREE AGENT 2018
EXP: 4TH YEAR



TRANSACTIONS

Originally drafted by Jacksonville in the seventh round (229th overall) of the 2015 draft ... Waived on 9/5/15 ... Signed by Jacksonville to the practice squad on 9/6/15 ... Signed with Jacksonville on 1/4/16 ... Waived by Jacksonville on 9/1/18 ... Signed by Jacksonville on 11/12/18

PRO (GAMES PLAYED/STARTED - 37/12, 3/0)

- Spent his rookie season in 2015 on the practice squad before spending the 2016 and 2017 season on the active roster
- Appeared in seven games during the 2018 campaign, starting two

2018 (w/ JAX - 7/2)

Spent training camp with Jacksonville before being waived/injured and re-signing with the team prior to Week 11

2017 (w/ JAX - 16/3, 3/0)

Appeared in all 16 games and recorded five receptions for 38 yards ... Caught the game-winning TD pass from QB **Blake Bortles** against Buffalo in the AFC Wild Card playoff game

- 10/15 vs LAR:** Recorded one reception for 21 yards, which is a career long reception
- 12/24 at S.F.:** Recorded two receptions for 10 yards, including a two-point conversion
- 1/7 vs. BUF:** Recorded a 1-yard, game-winning TD reception in the third quarter on fourth-and-one, which was his lone reception of the game

2016 (w/ JAX - 14/7)

Posted career-highs in receptions (19) and receiving yards (161) in 14 games played during the 2016 season

- 10/27 at TEN:** Posted his first career receptions (five) for 41 yards (8.2 rec. avg.)
- 11/13 vs. HOU:** Earned his first career start at TE and caught three passes for 35 yards (11.7 rec. avg.)
- 11/20 at DET:** Started at TE and made one fumble recovery on special teams
- 1/1 at IND:** Started at TE and had three catches for 25 yards, including his first career touchdown reception, a 14-yard pass from QB **Blake Bortles**

COLLEGE (AT NOTRE DAME, 2011-14)

- Participated in the 2015 Senior Bowl
- Named to the Mackey Award Watch List, given annually to the most outstanding Tight End in FBS college football
- As a senior, started at tight end in all 13 games and totaled 30 receptions for 317 yards and two TDs

PERSONAL

- Played for Head Coach **Matt LaVerde** at Oil City (Pa.) High School
- Received first-team Pennsylvania all-state honors from Pennsylvania Sportswriters and Associated Press in 2010
- Rated best tight end in country and 25th-best prospect overall by Scout.com
- Recorded 62 receptions for 1,031 yards and 11 TDs as a senior ... Averaged 16.6 yards per catch
- Besides TE, played QB, WR, DE and LB
- Hails from family of musicians and is proficient playing trombone, piano and euphonium

REGULAR SEASON CAREER STATISTICS

YEAR	TEAM	GP/GS	NO	YDS	AVG	LG	TD
2015	JAX						
PRACTICE SQUAD							
2016	JAX	14/7	19	161	8.5	17	1
2017	JAX	16/3	5	38	7.6	21	0
2018	JAX	7/2	0	0	0.0	-	-
NFL totals: 3 yrs.		37/12	24	199	8.3	21	1

POSTSEASON CAREER STATISTICS

YEAR	TEAM	GP/GS	NO	YDS	AVG	LG	TD
2017	JAX	3/0	2	22	11.0	21	1
NFL totals: 2 yr.		3/0	2	22	11.0	21	1

2018 GAME-BY-GAME STATISTICS

DATE	OPP	RECS	YDS	AVG.	LG	TD
09/09	at N.Y. Giants			--		
09/16	vs. New England			--		
09/23	vs. Tennessee			--		
09/30	vs. N.Y. Jets			--		
10/07	at Kansas City			--		
10/14	at Dallas			--		
10/21	vs. Houston			--		
10/28	vs. Philadelphia			--		
BYE WEEK						
11/11	at Indianapolis			--		
11/18	vs. Pittsburgh	0	0	0.0	-	0
11/25	at Buffalo	0	0	0.0	-	0
12/02	vs. Indianapolis	0	0	0.0	-	0
12/06	at Tennessee	0	0	0.0	-	0
12/16	vs. Washington	0	0	0.0	-	0
12/23	at Miami	0	0	0.0	-	0
12/30	at Houston	0	0	0.0	-	0
2018 totals:		0	0	0.0	-	0

2017 GAME-BY-GAME STATISTICS


DATE	OPP	RECS	YDS	AVG.	LG	TD
09/10	at Houston	0	0	0.0	-	0
09/17	vs. Tennessee	0	0	0.0	-	0
09/24	vs. Baltimore	0	0	0.0	-	0
10/01	at New York Jets	0	0	0.0	-	0
10/08	at Pittsburgh	0	0	0.0	-	0
10/15	vs. LA Rams	1	21	21.0	21	0
10/22	at Indianapolis	1	7	7.0	7	0
BYE WEEK						
11/05	vs. Cincinnati	0	0	0.0	-	0
11/12	vs. LA Chargers	0	0	0.0	-	0
11/19	at Cleveland	0	0	0.0	-	0
11/26	at Arizona	0	0	0.0	-	0
12/03	vs. Indianapolis	0	0	0.0	-	0
12/10	vs. Seattle	0	0	0.0	-	0
12/17	vs. Houston	1	0	0.0	0	0
12/24	at San Francisco	2	10	5.0	9	0
12/31	at Tennessee	0	0	0.0	-	0
2017 totals:		5	38	7.6	21	0
01/07	vs. Buffalo	1	1	1.0	1	1
01/14	at Pittsburgh	1	21	21.0	21	0
01/21	at New England	0	0	0.0	-	0
Postseason totals:		2	22	11.0	21	1

2016 GAME-BY-GAME STATISTICS

DATE	OPP	RECS	YDS	AVG.	LG	TD
09/11	vs. Green Bay	0	0	0.0	-	0
09/18	at San Diego	0	0	0.0	-	0
09/25	vs. Baltimore			INACTIVE		
10/02	vs. Indianapolis			INACTIVE		
BYE WEEK						
10/16	at Chicago	0	0	0.0	-	0
10/23	vs. Oakland	0	0	0.0	-	0
10/27	at Tennessee	5	41	8.2	14	0
11/06	at Kansas City	0	0	0.0	-	0
11/13	vs. Houston	3	35	11.7	15	0
11/20	at Detroit	0	0	0.0	-	0
11/27	at Buffalo	2	23	11.5	17	0
12/04	vs. Denver	1	4	4.0	4	0
12/11	vs. Minnesota	2	19	9.5	15	0
12/18	at Houston	1	2	2.0	2	0
12/24	vs. Tennessee	2	12	6.0	6	0
01/01	at Indianapolis	3	25	8.3	14t	1
2016 totals:		19	161	8.5	17	1

Additional statistics: one special teams tackle; one fumble recovery on special teams on 11/20 at DET

4



JOSH LAMBO

KICKER
6-0 | 215 LBS | 11-19-1990
TEXAS A&M
LANSING, MICHIGAN
ACQ: FREE AGENT (2017)
EXP: 5TH YEAR



TRANSACTIONS

Originally signed by San Diego as an undrafted rookie on 5/12/15 ... Waived by San Diego on 9/2/17 ... Signed with Jacksonville on 10/17/17 ... Placed on injured/reserve on 12/28/18 ... Re-signed on 2/13/19

PRO (GAMES PLAYED - 55/3)

- Fifth-year K who set a Jaguars record when he made 24 consecutive FGs from Nov. 19, 2017 - Nov. 11, 2018
- Owns a franchise-best 92.7 FG percentage (min: 25 attempts)
- Ranks fourth in franchise history in made FGs (41) and PATs (41)

2018 (w/ JAX - 13)

Played in 13 games before suffering a groin injury that sidelined him for the final three games of the season

- **10/28 vs. PHI:** Converted on FGs of 24, 33, 51 and a career-long 57 yards, marking the first time in his career converting two 50-plus yard FGs in the same game ... Extended streak to 23 consecutive FGs made, topping previous record of 20 set by **Josh Scobee** and **Mike Hollis**

2017 (w/ JAX - 10/3)

Signed with the team prior to its Week 6 game at IND ... Finished the season 19 of 20 on FGs (95 percent), including 12 of 12 at TIAA Bank Field ... His 95 FG percentage is the highest mark in Jaguars single-season history among kickers with at least 10 FG attempts

- **11/12 vs. LAC:** Converted a 34-yard FG with three seconds remaining in the fourth quarter to send the game to OT, before converting a game-winning 30-yard FG in the extra session

2016 (w/ S.D. - 16)

Led the NFL with 67 touchbacks on kickoffs, and made 26 of his final 32 field goal attempts ... After two seasons with the team, ranked sixth in franchise annals with 52 career made FGs

2015 (w/ S.D. - 16)

Scored a rookie-leading 106 points, making 26 of 32 FGs (81.3 percent) and 28 of 32 PATs (87.5 percent)

COLLEGE (AT TEXAS A&M, 2012-14)

- Converted 84 percent of FG tries (21 of 25) to become the most accurate kicker in school history
- Earned second-team All-SEC honors by the Associated Press in 2014
- As a senior, connected on 97 percent on all of his kicks, going 12 of 14 on FGs and 53 of 53 on PATs

PERSONAL

- He and his wife, Megan, are proud dog parents to Lana and Wyatt. The family resides in Jacksonville Beach.
- Originally attended Middleton (Wis.) High School, before attending Edison Academic Center in Brandeton, Fla. to focus on soccer
- At age 14, Lambo was one of the United States' top young goalkeeping prospects and was invited to train with the U.S. National Team
- At age 15, joined Everton FC of Europe's Premier League as a trailist where he trained alongside former U.S. star **Tim Howard**
- In 2008, was the No. 8 overall pick in Major League Soccer's draft by FC Dallas

REGULAR SEASON STATISTICS

YEAR	TEAM	GP	PAT	ATT	FG	FGA	PCT	LG	PTS
2015	S.D.	16	28	32	26	32	81.3	54	106
2016	S.D.	16	42	46	26	32	81.3	47	120
2017	JAX	10	22	24	19	20	95.0	56	79
2018	JAX	13	19	20	19	21	90.5	57	76
NFL totals: 4 yrs.		55	111	122	90	105	85.7	57	381

Single Game Career Highs

PATs made:

6 (12/17/17 vs. HOU)

PATs attempts:

6 (12/17/17 vs. HOU)

Field goals made:

4 (three times, last: 10/28/18 vs. PHI)

Field goal attempts:

4 (three times, last: 10/28/18 vs. PHI)

Longest field goal:

57 (10/28/18 vs. PHI)

Points:

15 (10/23/16 at ATL)

POSTSEASON STATISTICS

YEAR	TEAM	GP	PAT	ATT	FG	FGA	PCT	LG	PTS
2017	JAX	3	9	9	4	4	100.0	54	21
NFL totals: 4 yrs.		3	9	9	4	4	100.0	54	21

2018 GAME-BY-GAME STATISTICS

DATE	OPP	GP	PAT	ATT	FG	FGA	PCT	LG	PTS
09/09	at N.Y. Giants	1	2	2	2	2	100.0	39	8
09/16	vs. New England	1	4	4	1	1	100.0	28	7
09/23	vs. Tennessee	1	0	0	2	2	100.0	46	6
09/30	vs. N.Y. Jets	1	2	2	3	3	100.0	54	11
10/07	at Kansas City	1	2	2	0	0	-	-	2
10/14	at Dallas	1	1	1	0	0	-	-	1
10/21	vs. Houston	1	1	1	0	0	-	-	1
10/28	vs. Philadelphia	1	0	0	4	4	-	-	1
BYE WEEK									
11/11	at Indianapolis	1	2	3	2	3	66.7	55	8
11/18	vs. Pittsburgh	1	1	1	3	3	100.0	48	10
11/25	at Buffalo	1	3	3	0	1	-	-	3
12/02	vs. Indianapolis	1	0	0	2	2	100.0	37	6
12/06	at Tennessee	1	1	1	0	0	-	-	1
12/16	vs. Washington						INACTIVE		
12/23	at Miami						INACTIVE		
12/30	at Houston						Injured Reserve		
2018 totals:		13	19	20	19	21	90.5	57	76

2017 GAME-BY-GAME STATISTICS

DATE	OPP	GP	PAT	ATT	FG	FGA	PCT	LG	PTS
09/10	at Houston						---		
09/17	vs. Tennessee						---		
09/24	vs. Baltimore						---		
10/01	at New York Jets						---		
10/08	at Pittsburgh						---		
10/15	vs. LA Rams						---		
10/22	at Indianapolis	1	3	3	2	2	100.0	42	9
BYE WEEK									
11/05	vs. Cincinnati	1	2	2	3	3	100.0	56	11
11/12	vs. LA Chargers	1	0	1	2	2	100.0	34	6
11/19	at Cleveland	1	1	1	2	3	66.7	39	7
11/26	at Arizona	1	3	3	1	1	100.0	43	6
12/03	vs. Indianapolis	1	1	1	3	3	100.0	39	10
12/10	vs. Seattle	1	3	3	3	3	100.0	51	12
12/17	vs. Houston	1	6	6	1	1	100.0	38	9
12/24	at San Francisco	1	2	3	1	1	100.0	46	5
12/31	at Tennessee	1	1	1	1	1	100.0	41	4
2017 totals:		10	22	24	19	20	95.0	56	79
01/07	vs. Buffalo	1	1	1	1	1	100.0	44	4
01/14	at Pittsburgh	1	6	6	1	1	100.0	45	9
01/21	at New England	1	2	2	2	2	100.0	54	8
Postseason totals:		3	9	9	4	4	100.0	54	21

#4 JOSH LAMBO




2016 GAME-BY-GAME STATISTICS


DATE	OPP	GP	PAT	ATT	FG	FGA	PCT	LG	PTS
09/11	at Kansas City	1	3	3	2	3	66.7	29	9
09/18	vs. Jacksonville	1	5	5	1	1	100.0	25	8
09/25	at Indianapolis	1	1	2	3	3	100.0	42	10
10/02	vs. New Orleans	1	4	4	2	2	100.0	47	10
10/09	at Oakland	1	4	4	1	1	100.0	36	7
10/13	vs. Denver	1	1	1	4	4	100.0	37	13
10/23	at Atlanta	1	3	3	4	4	100.0	42	15
10/30	at Denver	1	1	2	0	1	0.0	-	1
11/06	vs. Tennessee	1	4	5	3	3	100.0	36	13
11/13	vs. Miami	1	3	3	1	1	100.0	45	6
BYE WEEK									
11/27	at Houston	1	3	3	0	1	0.0	--	3
12/04	vs. Tampa Bay	1	3	3	0	1	0.0	--	3
12/11	at Carolina	1	1	1	1	1	100.0	32	4
12/18	vs. Oakland	1	1	2	1	1	100.0	35	4
12/24	at Cleveland	1	2	2	1	3	33.3	43	5
01/01	vs. Kansas City	1	3	3	2	2	100.0	35	9
2016 totals:		16	42	46	26	32	81.3	45	120

2015 GAME-BY-GAME STATISTICS

DATE	OPP	GP	PAT	ATT	FG	FGA	PCT	LG	PTS
09/13	vs. Detroit	1	3	4	2	2	100.0	32	9
09/20	at Cincinnati	1	1	1	2	3	66.7	40	7
09/27	at Minnesota	1	2	2	0	0	-	-	2
10/04	vs. Cleveland	1	3	3	3	3	100.0	46	12
10/12	vs. Pittsburgh	1	2	2	2	3	66.7	43	8
10/18	at Green Bay	1	2	2	2	2	100.0	36	8
10/25	vs. Oakland	1	1	1	2	2	100.0	44	7
11/01	at Baltimore	1	2	3	2	2	100.0	49	8
11/09	vs. Chicago	1	1	2	2	2	100.0	31	7
BYE WEEK									
11/22	vs. Kansas City	1	0	0	1	1	100.0	52	3
11/29	at Jacksonville	1	7	7	1	1	100.0	28	10
12/06	vs. Denver	1	0	0	1	2	50.0	51	3
12/13	at Kansas City	1	0	0	1	2	50.0	30	3
12/20	vs. Miami	1	3	4	1	2	50.0	28	6
12/24	at Oakland	1	2	2	2	3	66.7	47	8
01/03	at Denver	1	2	2	2	2	100.0	50	8
2015 totals:		16	28	32	26	32	81.3	54	106



11



MARQISE LEE

WIDE RECEIVER
6-0 | 196 LBS | 11-25-1991
SOUTHERN CALIFORNIA
INGLEWOOD, CALIFORNIA
ACQ: SECOND ROUND OF 2014 DRAFT (39TH)
EXP: 6TH YEAR



TRANSACTIONS

Originally drafted by Jacksonville in the second round (39th overall) of the 2014 draft

PRO (GAMES PLAYED/STARTED - 53/29, 3/3)

- Was first of two receivers selected by the Jaguars in the second round of 2014 draft
- Became 24th WR selected by the Jaguars in franchise history, the fifth-highest in team history
- Marked the seventh USC player drafted by the Jaguars in team history, the second-most among any colleges (Florida, 9)
- Became the seventh player in Jaguars history to return a kickoff for a TD and tied former RB **Maurice Jones-Drew** for longest kickoff return in team history

2018 (w/ JAX - IR)

Placed on Injured Reserve after suffering a knee injury in preseason

2017 (w/ JAX - 14/14, 3/3)

Appeared in 14 games on the season, starting each contest while hauling in 56 receptions for 702 yards (12.5 avg) and three TDs on the season

- **11/5 vs. CIN:** Started at WR and led the team with eight receptions for 75 yards and one TD
- **12/3 vs. IND:** Led the team with seven receptions and a game-high 86 yards receiving and recorded one TD

2016 (w/ JAX - 16/6)

Set career highs with 63 receptions for 851 yards and three TDs ... The first player to record at least one passing TD, one receiving TD and one kickoff return for a TD in a single season since 1978 (BAL's **Joe Washington**)

- **9/18 at S.D.:** Had five receptions for a career-high-tying 75 yards (15.0 rec. avg.)
- **10/23 vs. OAK:** Posted a team-high seven receptions for 107 yards with a long reception of 38 yards, all of which were career highs and the first game with 100-plus yards
- **12/11 vs. MIN:** Started at WR and posted five receptions for a career-high 113 yards (22.6 avg.) ... Returned three kicks to 66 yards (22.0 avg.)
- **12/18 at HOU:** Started at WR and returned two kickoffs for 133 yards, including a franchise-tying longest kickoff return with a 100-yard kickoff return TD
- **12/24 vs. TEN:** Started at WR and recorded three receptions for 37 yards and one touchdown ... Threw first career pass in the NFL, a 20-yard touchdown to QB **Blake Bortles** in the fourth quarter

2015 (w/ JAX - 10/1)

Played in 10 games during his second season with one start, totaling 15 receptions for 191 yards (12.7 rec. avg.) for one TD ... Added five rushes for 38 yards (7.6 rush avg.)

- **12/20 vs. ATL:** Had two receptions for 46 yards (23.0 avg.), including a season-long 30-yard reception in the fourth quarter
- **12/27 at N.O.:** Recorded three receptions for 26 yards (8.7 rec. avg.) and one TD ... Rushed once for nine yards (9.0 rush avg.)

2014 (w/ JAX - 13/8)

Appeared in 13 games as a rookie with eight starts and registered 37 receptions for 422 yards and one TD ... Missed three consecutive games with a hamstring injury

- **9/7 at PHI:** Started at WR in NFL debut and tied for the team lead with six catches for 62 yards with a long of 18 ... Joined WR **Allen Hurns** as first two rookie WRs to start in season opener in franchise history

COLLEGE (AT SOUTHERN CALIFORNIA, 2011-13)

- Three-year starter who declared for the NFL Draft following his junior season
- Career totals included 248 receptions for 3,655 yards (14.7 avg.) with 29 TDs
- Owns 24 school records and set five Pac-12 Conference marks
- Won the Biletnikoff Award as a sophomore as the nation's top receiver
- Ranked first in school history in receiving yards, second in receptions and fourth in receiving TDs
- Was a long jumper and sprinter on USC's track team
- Became the school's first Biletnikoff Award winner as a sophomore as well as unanimous All-American and All-Pac 12 Conference first-team choice

PERSONAL

- Attended Serra High School (Gardena, Calif.)
- Lettered in football, basketball and track
- Earned Parade All-American as a senior as well as Super Prep All-American, Under Armour All-American, ESPNU 150, Rivals 100 and Prep Star Dream Team
- Finished with 57 receptions for 1,409 yards (24.7 avg.) with 24 TDs in final season along with 45 tackles and three INTs
- Was a sprinter and jumper on the track team, boasting a national prep No. 3 best 24-8 long jump, plus career bests of 44-7 in the triple jump, 6-4 in the high jump, 10.74 in the 100 meters and 22.11 in the 200 meters
- Twitter handle is @TeamLee1

REGULAR SEASON STATISTICS

YEAR	TEAM	GP/GS	NO	YDS	AVG	LG	TD
2014	JAX	13/8	37	422	11.4	37	1
2015	JAX	10/1	15	191	12.7	30	1
2016	JAX	16/6	63	851	13.5	51	3
2017	JAX	14/14	56	702	12.5	45	3
2018	JAX			Injured Reserve			
NFL totals: 5 yrs.		53/29	171	2,166	12.7	51	8

Additional statistics: 15 rushes for 99 yards (6.6 rush avg.); 1-for-2 passing for 20 yards and one TD; 18 kickoff returns for 350 yards and one TD

Single Game Career Highs

Receptions:

8 (11/5/17 vs. Cin.)

Receiving yards:

113 (12/11/16 vs. Buf.)

Longest reception:

51 (11/6/16 at K.C.)

Receiving touchdowns:

1 (eight times; last: 12/3/17 vs. IND)

POSTSEASON STATISTICS

YEAR	TEAM	GP/GS	NO	YDS	AVG	LG	TD
2017	JAX	3/3	7	69	9.9	18	0
NFL totals: 5 yrs.		3/3	7	69	9.9	18	0

Additional statistics: one rush for five yards

2017 GAME-BY-GAME STATISTICS

DATE	OPP	RECs	YDS	AVG.	LG	TD
09/10	at Houston	0	0	0.0	-	0
09/17	vs. Tennessee	7	76	10.9	19	0
09/24	vs. Baltimore	4	65	16.3	35	0
10/01	at New York Jets	2	18	9.0	10	0
10/08	at Pittsburgh	2	49	24.5	31	0
10/15	vs. LA Rams	5	83	16.6	21	0
10/22	at Indianapolis	4	72	18.0	45	0
10/29	BYE WEEK					
11/05	vs. Cincinnati	8	75	9.4	19	1
11/12	vs. LA Chargers	6	55	9.2	19	1
11/19	at Cleveland	5	45	9.0	16	0
11/26	at Arizona	1	13	13.0	13	0
12/03	vs. Indianapolis	7	86	12.3	22	1
12/10	vs. Seattle	5	65	13.0	18	0
12/17	vs. Houston	0	0	0.0	-	0
12/24	at San Francisco			INACTIVE		
12/31	at Tennessee			INACTIVE		
2017 totals:		56	702	12.5	45	3
01/07	vs. Buffalo	0	0	0.0	-	0
01/14	at Pittsburgh	3	28	9.3	13	0
01/21	at New England	4	41	10.3	18	0
Postseason totals:		7	69	9.9	18	0

Additional Statistics: one rush for 17 yards, 0-for-1 passing, five punt returns for 13 yards

#11 MARQISE LEE

2016 GAME-BY-GAME STATISTICS

DATE	OPP	RECEIVING			LG	TD
		RECs	YDS	AVG.		
09/11	vs. Green Bay	2	22	11.0	12	0
09/18	at San Diego	5	75	15.0	22	0
09/25	vs. Baltimore	5	44	8.8	20	0
10/02	vs. Indianapolis	4	28	7.0	13	0
BYE WEEK						
10/16	at Chicago	6	61	10.2	14	0
10/23	vs. Oakland	7	107	15.3	38	0
10/27	at Tennessee	1	21	21.0	21	0
11/06	at Kansas City	4	84	21.0	51	0
11/13	vs. Houston	4	50	12.5	18	0
11/20	at Detroit	4	52	13.0	29	1
11/27	at Buffalo	4	37	9.3	20t	1
12/04	vs. Denver	3	34	11.3	17	0
12/11	vs. Minnesota	5	113	22.6	39	0
12/18	at Houston	0	0	0.0	-	0
12/24	vs. Tennessee	3	37	12.3	21t	1
01/01	at Indianapolis	6	86	14.3	22	0
2016 totals:		63	851	13.5	51	3

DATE	GAME	KICK RETURNS				TD
		NO.	YDS	AVG.	LG	
09/11	vs. Green Bay	0	0	0.0	-	0
09/18	at San Diego	0	0	0.0	-	0
09/25	vs. Baltimore	0	0	0.0	-	0
10/02	vs. Indianapolis	0	0	0.0	-	0
BYE WEEK						
10/16	at Chicago	1	26	26.0	26	0
10/23	vs. Oakland	4	93	23.3	34	0
10/27	at Tennessee	2	45	22.5	25	0
11/06	at Kansas City	3	87	29.0	45	0
11/13	vs. Houston	1	17	17.0	17	0
11/20	at Detroit	1	42	42.0	42	0
11/27	at Buffalo	1	36	36.0	36	0
12/04	vs. Denver	0	0	0.0	-	0
12/11	vs. Minnesota	3	66	22.0	25	0
12/18	at Houston	2	133	66.5	100t	1
12/24	vs. Tennessee	0	0	0.0	-	0
01/01	at Indianapolis	0	0	0.0	-	0
2016 totals:		18	545	30.3	100t	1

Additional statistics: three rushes for 23 yards (7.7 rush avg.); and one completion for 20 yards and one TD (on 12/24 vs. TEN)

2015 GAME-BY-GAME STATISTICS

DATE	GAME	RECs	YDS	AVG.	LG	TD
09/13	vs. Carolina			INACTIVE		
09/20	vs. Miami	2	27	13.5	18	0
09/27	at New England	1	13	13.0	13	0
10/04	at Indianapolis			INACTIVE		
10/11	at Tampa Bay			INACTIVE		
10/18	vs. Houston			INACTIVE		
10/25	vs. Buffalo			INACTIVE		
11/01	BYE WEEK					
11/08	at N.Y. Jets			INACTIVE		
11/15	at Baltimore	1	8	8.0	8	0
11/19	vs. Tennessee	0	0	0.0	-	0
11/29	vs. San Diego	1	3	3.0	3	0
12/06	at Tennessee	1	17	17.0	17	0
12/13	vs. Indianapolis	1	21	21.0	21	0
12/20	vs. Atlanta	2	46	23.0	30	0
12/27	at New Orleans	3	26	8.7	18	1
01/03	at Houston	3	30	10.0	14	0
2015 totals:		15	191	12.7	30	1

Additional statistics: Five rushes for 38 yards (7.6 avg.)

2014 GAME-BY-GAME STATISTICS

DATE	GAME	RECs	YDS	AVG.	LG	TD
09/07	at Philadelphia	6	62	10.3	18	0
09/14	at Washington	2	11	5.5	8	0
09/21	vs. Indianapolis			INACTIVE		
09/28	at San Diego			INACTIVE		
10/05	vs. Pittsburgh			INACTIVE		
10/12	at Tennessee	2	26	13.0	16	0
10/19	vs. Cleveland	1	20	20.0	20	0
10/26	vs. Miami	1	9	9.0	9	0
11/02	at Cincinnati	0	0	0.0	-	0
11/09	vs. Dallas	1	13	13.0	13	0
BYE WEEK						
11/23	at Indianapolis	3	52	17.3	37	0
11/30	vs. N.Y. Giants	6	75	12.5	30	1
12/07	vs. Houston	5	67	13.4	31	0
12/14	at Baltimore	4	14	3.5	13	0
12/18	vs. Tennessee	4	65	16.3	34	0
12/28	at Houston	2	8	4.0	4	0
2014 totals:		37	422	11.4	37	1

Additional statistics: Three rushes for nine yards (3.0 avg.)



65



BRANDON LINDER

OFFENSIVE LINEMAN
6-6 | 315 LBS | 1-25-1992
MIAMI (FLA.)
SOUTHWEST RANCHES, FLORIDA
ACQ: THIRD ROUND OF 2014 DRAFT (93RD)
EXP: 6TH YEAR



TRANSACTIONS

Originally drafted by Jacksonville in the third round (93rd overall) of the 2014 draft ... Placed on injured reserve on 10/5/15 ... Placed on injured/reserve on 11/13/18

PRO (GAMES PLAYED/STARTED - 53/53, 3/3)

- Became 24th offensive lineman drafted by the Jaguars in franchise history
- First player from the University of Miami ever drafted by the Jaguars
- Switched from RG to C prior to the 2016 season

2018 (w/ JAX - 8/8)

Selected as an offensive captain by his teammates for the 2018 season

- **9/9 at NYG:** Started at C and helped the team rush for 137 yards
- **9/16 vs. N.E.:** Started at C and was part of the unit that did not allow a sack on QB **Blake Bortles**

2017 (w/ JAX - 13/13, 3/3)

Selected as an offensive captain by his teammates for the 2017 season ... Part of an offensive line that helped the team lead the league in rushing for the first time in franchise history and allow a franchise-low 24 sacks

- **9/10 at HOU:** Started at C and helped pave the way for the team to rush for 155 yards ... Did not allow a sack
- **9/24 vs. BAL:** Started at C and helped the team rush for 166 yards and did not allow a sack
- **10/1 at NYJ:** Started at C and helped the team rush for 175 yards
- **11/5 vs. CIN:** Started at RG in place of injured **A.J. Cann** and helped the team rush for 149 yards ... Part of a unit that allowed zero sacks for the third time this season
- **11/19 at CLE:** Started at C and helped the team rush for 139 yards
- **12/10 vs. SEA:** Started at C and helped the team rush for 156 yards and did not allow a sack
- **12/17 vs. HOU:** Started at C and helped the team rush for 138 yards
- **1/14 at PIT:** Started at C and helped the team rush for 164 yards and did not allow a sack

2016 (w/ JAX - 14/14)

Part of an offensive line that allowed its fewest sacks since 2007 (34)

- **9/11 vs. G.B.:** Made his first career start at C in team's season opener
- **10/2 vs. IND:** Started at C, helping the team rush for 136 yards
- **11/6 at K.C.:** Started at C, helping the team rush for a season-high 205 yards
- **11/20 at DET:** Started at C and was part of an offensive line that did not allow a sack
- **12/4 vs. DEN:** Started at C and helped the team rush for 154 yards

2015 (w/ JAX - 3/3)

Placed on season-ending IR because of surgery to repair a labral tear in his left shoulder after injury suffered in Week 3

- **9/13 vs. CAR:** Started at RG to kick off his second season with the Jaguars
- **9/20 vs. MIA:** Helped the Jaguars rush for 123 yards and did not allow a sack

2014 (w/ JAX - 15/15)

Started 15 games at RG as a rookie ... Part of OL that helped club finish sixth in the NFL in average per rush (4.5)


- **9/7 at PHI:** Started at RG in his NFL debut, one of three Jaguars rookies to start on opening day (WR **Marqise Lee**, WR **Allen Hurns**)
- **10/19 vs. CLE:** Helped pave the way for an offense that rushed for a season-high 185 yards
- **10/26 vs. MIA:** Helped paved the way for the club to rush for 176 yards, which was the first time since 2010 the team eclipsed 150-plus rushing yards in back-to-back games
- **12/28 at HOU:** Started at RG and was part of OL that helped team produce 121 yards on 14 carries (8.6 avg.)


COLLEGE (AT MIAMI (FLA.), 2010-13)

- Four-year starter and started 42 games (37 at RG, 2 at LT, 3 at C)
- Finished career with 35 TD-resulting blocks and 275 key blocks/knockdowns
- As a senior, named team's Most Valuable Player after leading team with 90 percent grade for blocking consistency, 11 TD-resulting blocks and 84 knockdowns
- Majored in health education

PERSONAL

- Attended St. Thomas Aquinas High School in Ft. Lauderdale, Fla.
- Named U.S. Army All-American and was rated the third-best center in the country by Rivals.com
- Helped team compile a 28-1 record during his final two seasons and captured the Class 5A state title as a junior
- Twitter handle is @BrandonLinder65





TRE MCBRIDE

WIDE RECEIVER
6-0 | 210 LBS | 12-1-1992
WILLIAM & MARY
MCDONOUGH, GEORGIA
ACQ: FREE AGENT 2019
EXP: 4TH YEAR



TRANSACTIONS

Originally drafted by the Tennessee Titans in the seventh round (245th overall) of the 2015 NFL Draft... Claimed on waivers by the Chicago Bears on 9/2/17... Signed with Jacksonville on 6/13/19

PRO (GAMES PLAYED/STARTED - 37/18)

- Fourth-year WR whose career totals include 10 receptions for 152 yards and one TD
- Averaged a career-best 18.0 avg. per catch during the 2017 season

2017 (w/ CHI/NYJ - 8/3)

Posted eight receptions for 144 yards with Chicago prior to joining the Jets practice squad and being placed on practice squad IR

- **10/29 at N.O.:** Led the team with a career-best 92 receiving yards on three catches

2016 (w/ TEN - 2/0)

Appeared in two games after spending the first eight weeks as a member of the practice squad

2015 (w/ TEN - 7/0)

Spent the first 10 weeks of his rookie season on the practice squad before playing in the final seven games, posting two receptions for eight yards and one touchdown...Registered five tackles and a forced fumble on special teams.

- **12/27 vs. Houston.:** Scored his first career TD on a 1-yard reception

COLLEGE (AT WILLIAM & MARY, 2011-14)

• Played in 45 games (33 starts) and ranks second in school history in receptions (196), fifth in receiving yards (2,653), tied for sixth in TD catches (19) and fifth in KOR return yards (1,294)

PERSONAL

- Attended Ola (McDonough, Ga.) High School and registered 1,500 all-purpose yards as a senior and 1,000 as a junior
- Father, Douglas McArthur McBride III, is a U.S. Brigadier General
- Has played the trumpet since sixth grade and started playing the harmonica

REGULAR SEASON STATISTICS

YEAR	TEAM	GP/GS	RECs	YDS	AVG.	LG	TD
2015	TEN	7/0	2	8	4.0	7	1
2016	TEN	2/0	0	0	0.0	0	0
2017	CHI/NYJ	8/3	8	144	18.0	45	0
NFL totals: 3 yrs.		17/3	10	152	15.2	45	1

Single Game Career Highs

Receptions:
3 (10/29/17 at New Orleans)

Receiving yards:
92 (10/29/17 at New Orleans)

Longest reception:
45 (10/29/17 at New Orleans)

Receiving touchdowns:
1 (12/27/15 vs. Houston)

2017 GAME-BY-GAME STATISTICS

DATE	OPP	RECs	YDS	AVG.	LG	TD
09/10	vs. Atlanta			INACTIVE		
09/17	at Tampa Bay	0	0	0.0	0	0
09/24	vs. Pittsburgh			Not on NFL Roster		
10/1	at Green Bay			Practice Squad		
10/8	vs. Minnesota	1	18	18.0	18	0
10/15	at Baltimore	0	0	0.0	0	0
10/22	vs. Carolina	0	0	0.0	0	0
10/29	at New Orleans	3	92	30.7	45	0
11/2	vs. Green Bay	0	0	0.0	0	0
11/12	vs. Detroit	2	14	7.0	9	0
11/19	BYE WEEK					
11/26	at Philadelphia	2	20	10.0	11	0
12/3	vs. Kansas City			Practice Squad		
2018 totals:		8	144	18.0	45	0

2016 GAME-BY-GAME STATISTICS

DATE	OPP	RECs	YDS	AVG.	LG	TD
09/11	vs. Minnesota			Practice Squad		
09/18	at Detroit			Practice Squad		
09/25	vs. Oakland			Practice Squad		
10/2	at Houston			Practice Squad		
10/9	at Miami			Practice Squad		
10/16	vs. Cleveland			Practice Squad		
10/23	vs. Indianapolis			Practice Squad		
10/27	vs. Jacksonville			Practice Squad		
11/6	at San Diego			INACTIVE		
11/13	vs. Green Bay			INACTIVE		
11/20	at Indianapolis			INACTIVE		
11/27	at Chicago			INACTIVE		
12/4	BYE WEEK	0	0	0.0	0	0
12/11	vs. Denver	0	0	0.0	0	0
12/18	at Kansas City			INACTIVE		
12/24	at Jacksonville			INACTIVE		
1/1	vs. Houston	0	0	0.0	0	0
2016 totals:		0	0	0.0	0	0

2015 GAME-BY-GAME STATISTICS

DATE	OPP	RECs	YDS	AVG.	LG	TD
09/13	at Tampa Bay			Practice Squad		
09/20	at Cleveland			Practice Squad		
09/27	vs. Indiana			Practice Squad		
10/4	BYE WEEK					
10/11	vs. Buffalo			Practice Squad		
10/18	vs. Miami			Practice Squad		
10/25	vs. Atlanta			Practice Squad		
11/1	at Houston			Practice Squad		
11/8	at New Orleans			INACTIVE		
11/15	vs. Carolina			INACTIVE		
11/19	at Jacksonville	0	0	0.0	0	0
11/29	vs. Oakland	0	0	0.0	0	0
12/6	vs. Jacksonville	0	0	0.0	0	0
12/13	at New York Jets	0	0	0.0	0	0
12/20	at New England	0	0	0.0	0	0
12/27	vs. Houston	2	8	4.0	7	1
1/3	at Indianapolis	0	0	0.0	0	0
2015 totals:		2	8	4.0	7	1

55



LERENTEE MCCRAY

DEFENSIVE END
6-3 | 249 LBS | 8-26-1990
FLORIDA
OCALA, FLORIDA
ACQ: UNRESTRICTED FREE AGENT 2017
EXP: 6TH YEAR



TRANSACTIONS

Originally signed with Denver as an undrafted rookie on 4/27/13 ... Signed with Green Bay as an unrestricted free agent on 4/18/16 ... Traded by Green Bay to Buffalo for a 2018 draft pick on 8/30/16 ... Signed by Jacksonville as an unrestricted free agent on 3/10/17

PRO (GAMES PLAYED/STARTED - 63/0, 7/0)

• Career totals include 34 tackles (17 solo), 4.0 sacks and two forced fumbles in six years with stops in Denver, Green Bay, Buffalo and Jacksonville
• Captured a Super Bowl championship in 2015 with Denver

2018 (w/ JAX - 13/0)

Selected as a special teams captain by his teammates for the 2018 season ... Recorded seven special teams tackles, which was second most on the team

- **9/9 at NYG:** Recorded two tackles (one solo), including 1.0 sack
- **12/16 vs. WAS:** Saw action on special teams and partially blocked a punt, which resulted in the offense starting on Washington's 46-yard line and ending the drive with a 33-yard FG
- **12/23 at MIA:** Recorded two special teams tackles
- **12/30 at HOU:** Recorded two special teams tackles

2017 (w/ JAX - 13/0, 3/0)

Second on the team with nine special teams tackles ... Added three tackles on defense, including 1.5 sacks

- **9/10 at HOU:** Saw action at LB and recorded three tackles (one solo), 1.5 sacks and one tackle for a loss
- **9/17 vs. TEN:** Saw action at LB
- **11/5 vs. CIN:** Recorded a solo special teams tackle and one pass defended
- **11/12 vs. LAC:** Assisted on one special teams tackle
- **11/19 at CLE:** Recorded two special teams tackles (one solo) and saw action at LB
- **12/24 at S.F.:** Recorded one solo special teams tackle
- **1/7 vs. BUF:** Assisted on two special teams tackles

2016 (w/ BUF, 13/0)

Totaled 10 tackles (four solo), one forced fumble and five special teams tackles

- **10/9 at L.A.:** Posted one solo tackle and one forced fumble
- **10/30 vs. N.E.:** Tallied a season-high four tackles, in addition to one special teams tackle

2015 (w/ DEN, 11/0)

Tallied 13 tackles (seven solo), and saw action in all three postseason games, including Super Bowl 50

- **11/8 at IND:** Recorded a season-high four stops (two solo)

2014 (w/ DEN, 13/0, 1/0)

Posted six tackles (four solo), one forced fumble and one pass defended during his rookie season

2013 (w/ DEN - IR)

Spent the season on injured reserve with an ankle injury

COLLEGE (AT FLORIDA, 2008-12)

• Appeared in 40 games with 25 starts and totaled 65 tackles (40 solo), including 12.5 tackles for loss and 4.5 sacks
• Helped the Gators to the 2008 SEC Championship

PERSONAL

• Attended Dunnellon (Fla.) High School, where he played WR and LB and totaled 118 tackles and 9.0 sacks during his senior season
• Can be found on Twitter on @Liiive_55

REGULAR SEASON STATISTICS

DATE	TEAM	GP/GS	TKL	SOLO	ASST	SACKS	FF	FR	PD	TFL
2013	DEN					Injured Reserve				
2014	DEN	13/0	6	4	2	1.0	1	0	1	0
2015	DEN	11/0	13	7	6	0.5	0	0	0	1
2016	BUF	13/0	10	4	6	0.0	1	0	0	0
2017	JAX	13/0	3	1	2	1.5	0	0	1	1
2018	JAX	13/0	2	1	1	1.0	0	0	0	1
NFL totals: 5 yrs.		63/0	34	17	17	4.0	2	0	2	3

Single Game Career Highs

Tackles:

6 (10/11/15 vs. T.B.)

Tackles for Loss:

1 (11/15/15 at BAL)

Passes Defended:

1 (twice, last: 11/5/17 vs. CIN)

Special teams tackles:

2 (twice; last: 11/19/17 at CLE)

POSTSEASON CAREER STATISTICS

DATE	TEAM	GP/GS	TKL	SOLO	ASST	SACKS	FF	FR	PD	TFL
2014	DEN	1/0	2	1	1	0.0	0	0	0	0
2015	DEN	3/0	0	0	0	0.0	0	0	0	0
2017	JAX	3/0	0	0	0	0.0	0	0	0	0
NFL totals: 5 yrs.		7/0	2	1	1	0.0	0	0	0	0

2018 GAME-BY-GAME STATISTICS

DATE	OPP	TKL	SOLO	ASST	SACKS	FF	FR	PD	TFL
09/09	at N.Y. Giants	2	1	1	1.0	0	0	0	1
09/16	vs. New England	0	0	0	0.0	0	0	0	0
09/23	vs. Tennessee	0	0	0	0.0	0	0	0	0
09/30	vs. N.Y. Jets	0	0	0	0.0	0	0	0	0
10/07	at Kansas City	0	0	0	0.0	0	0	0	0
10/14	at Dallas	0	0	0	0.0	0	0	0	0
10/21	vs. Houston	0	0	0	0.0	0	0	0	0
10/28	vs. Philadelphia	0	0	0	0.0	0	0	0	0
	BYE WEEK								
11/11	at Indianapolis				INACTIVE				
11/18	vs. Pittsburgh	0	0	0	0.0	0	0	0	0
11/25	at Buffalo				INACTIVE				
12/02	vs. Indianapolis				INACTIVE				
12/06	at Tennessee	0	0	0	0.0	0	0	0	0
12/16	vs. Washington	0	0	0	0.0	0	0	0	0
12/23	at Miami	0	0	0	0.0	0	0	0	0
12/30	at Houston	0	0	0	0.0	0	0	0	0
2018 totals:		2	1	1	1.0	0	0	0	1

#55 LERENTEE MCCRAY



2017 GAME-BY-GAME STATISTICS

DATE	OPP	TKL	SOLO	ASST	SACKS	FF	FR	PD	TFL
09/10	at Houston	3	1	2	1.5	0	0	0	1
09/17	vs. Tennessee	0	0	0	0.0	0	0	0	0
09/24	vs. Baltimore				INACTIVE				
10/01	at New York Jets				INACTIVE				
10/08	at Pittsburgh				INACTIVE				
10/15	vs. LA Rams	0	0	0	0.0	0	0	0	0
10/22	at Indianapolis	0	0	0	0.0	0	0	0	0
	BYE WEEK								
11/05	vs. Cincinnati	0	0	0	0.0	0	0	1	0
11/12	vs. LA Chargers	0	0	0	0.0	0	0	0	0
11/19	at Cleveland	0	0	0	0.0	0	0	0	0
11/26	at Arizona	0	0	0	0.0	0	0	0	0
12/03	vs. Indianapolis	0	0	0	0.0	0	0	0	0
12/10	vs. Seattle	0	0	0	0.0	0	0	0	0
12/17	vs. Houston	0	0	0	0.0	0	0	0	0
12/24	at San Francisco	0	0	0	0.0	0	0	0	0
12/31	at Tennessee	0	0	0	0.0	0	0	0	0
2017 totals:		3	1	2	1.5	0	0	1	0
01/07	vs. Buffalo	0	0	0	0.0	0	0	0	0
01/14	at Pittsburgh	0	0	0	0.0	0	0	0	0
01/21	at New England	0	0	0	0.0	0	0	0	0
Postseason totals:		0	0	0	0.0	0	0	0	0

2016 GAME-BY-GAME STATISTICS

DATE	OPP	TKL	SOLO	ASST	SACKS	FF	FR	PD	TFL
09/11	at Baltimore	2	1	1	0.0	0	0	0	0
09/15	vs. New York Jets	0	0	0	0.0	0	0	0	0
09/25	vs. Arizona	0	0	0	0.0	0	0	0	0
10/02	at New England	0	0	0	0.0	0	0	0	0
10/09	at Los Angeles	1	1	0	0.0	1	0	0	0
10/16	vs. San Francisco	1	0	1	0.0	0	0	0	0
10/23	at Miami	2	1	1	0.0	0	0	0	0
10/30	vs. New England	4	1	3	0.0	0	0	0	0
11/07	at Seattle	0	0	0	0.0	0	0	0	0
11/14	BYE WEEK								
11/20	at Cincinnati	0	0	0	0.0	0	0	0	0
11/27	vs. Jacksonville	0	0	0	0.0	0	0	0	0
12/04	at Oakland	0	0	0	0.0	0	0	0	0
12/11	vs. Pittsburgh				INACTIVE				
12/18	vs. Cleveland				INACTIVE				
12/24	vs. Miami				INACTIVE				
01/01	at New York Jets	0	0	0	0.0	0	0	0	0
2016 totals:		10	4	6	0.0	1	0	0	0

2015 GAME-BY-GAME STATISTICS


DATE	OPP	TKL	SOLO	ASST	SACKS	FF	FR	PD	TFL
09/13	vs. Baltimore				INACTIVE				
09/17	at Kansas City				INACTIVE				
09/27	at Detroit	2	1	1	0.0	0	0	0	0
10/04	vs. Minnesota				INACTIVE				
10/11	at Oakland				INACTIVE				
10/18	at Cleveland	3	2	1	0.5	0	0	0	0
10/25	BYE WEEK								
11/01	vs. Green Bay	3	1	2	0.0	0	0	0	1
11/08	at Indianapolis	4	2	2	0.0	0	0	0	0
11/15	vs. Kansas City	0	0	0	0.0	0	0	0	0
11/22	at Chicago	0	0	0	0.0	0	0	0	0
11/29	vs. New England	0	0	0	0.0	0	0	0	0
12/06	at San Diego	1	1	0	0.0	0	0	0	0
12/13	vs. Oakland	0	0	0	0.0	0	0	0	0
12/20	at Pittsburgh				ina				
12/28	vs. Cincinnati	0	0	0	0.0	0	0	0	0
01/03	vs. San Diego	0	0	0	0.0	0	0	0	0
2015 totals:		13	7	6	0.5	0	0	0	0
01/17	vs. Pittsburgh	0	0	0	0.0	0	0	0	0
01/24	vs. New England	0	0	0	0.0	0	0	0	0
02/07	vs. Carolina	0	0	0	0.0	0	0	0	0
Postseason totals:		0	0	0	0.0	0	0	0	0

2014 GAME-BY-GAME STATISTICS

DATE	OPP	TKL	SOLO	ASST	SACKS	FF	FR	PD	TFL
09/07	vs. Indianapolis	1	1	0	0.0	0	0	0	0
09/14	vs. Kansas City	0	0	0	0.0	0	0	0	0
09/21	at Seattle				INACTIVE				
09/28	BYE WEEK								
10/05	vs. Arizona				INACTIVE				
10/12	at New York Jets				INACTIVE				
10/19	vs. San Francisco	2	1	1	0.0	0	0	0	0
10/23	vs. San Diego	0	0	0	0.0	0	0	0	0
11/02	at New England	0	0	0	0.0	0	0	0	0
11/09	at Oakland	0	0	0	0.0	0	0	0	0
11/16	at St. Louis	0	0	0	0.0	0	0	0	0
11/23	vs. Miami	0	0	0	0.0	0	0	0	0
11/30	at Kansas City	0	0	0	0.0	0	0	0	0
12/07	vs. Buffalo	0	0	0	0.0	0	0	1	0
12/14	at San Diego	0	0	0	0.0	0	0	0	0
12/22	at Cincinnati	1	1	0	0.0	0	0	0	0
12/28	vs. Oakland	2	1	1	1.0	1	0	0	0
2014 totals:		6	4	2	1.0	1	0	0	0
01/11	vs. Indianapolis	2	1	1	0.0	0	0	0	0
Postseason totals:		2	1	1	0.0	0	0	0	0



24



QUENTON MEEKS

CORNERBACK
6-1 | 209 LBS | 6-20-97
STANFORD
SAN DIEGO, CALIFORNIA
ACQ: ROOKIE FREE AGENT 2018
EXP: 2ND YEAR



TRANSACTIONS

Originally signed by Jacksonville as an undrafted rookie on 4/30/18 ... Waived by Jacksonville on 9/1/18 ... Signed to the practice squad by Jacksonville on 9/2/18 ... Promoted to the 53-man roster on 10/6/18

PRO (GAMES PLAYED/STARTED - 8/1)

Appeared in eight games and recorded four tackles and added four special teams tackles as a rookie during the 2018 season

2018 (w/ JAX - 8/1)

Spent the first four weeks of the season on the team's practice squad before being promoted to the 53-man roster prior to Week 5 ... Made his NFL debut in Week 5 at Kansas City

- **10/7 at K.C.:** Recorded a tackle on the first defensive snap of his NFL career and saw action on special teams
- **10/28 vs. PHI:** Made his first career start at RCB and recorded three tackles and two passes defended before leaving the game with a knee injury

COLLEGE (AT STANFORD, 2015-17)

- Finished his career with 39 games played, 121 tackles, 25 passes defended and seven INTs
- As a junior in 2017, earned All-Pac-12 second team honors, in addition to Pac-12 All-Academic honorable mention
- Was named to the Bronko Nagurski Trophy watch list and Jim Thorpe Award watch list
- Appeared in 14 games played in 2017 and totaled 65 tackles (37 solo), two INTs and eight passes defended
- All Pac-12 honorable mention as a sophomore in 2016

PERSONAL

- Attended Del Norte (San Diego, Calif.) and lettered in football, track and field and baseball
- Father, **Ron Meeks**, coached in the NFL from 1991-2012 and was the defensive coordinator for the Indianapolis Colts during their Super Bowl XLI title run, when both **Chris Polian** and **Dave Caldwell** were on the Colts staff

REGULAR SEASON STATISTICS

YEAR	TEAM	GP/GS	TKL	SOLO	ASST	SACKS	FF	FR	PD	INT
2018	JAX	8/1	4	4	0	0.0	0	0	2	0
NFL totals: 2 yrs.		8/1	4	4	0	0.0	0	0	2	0


Single Game Career Highs

Tackles:

3 (10/28/18 vs. PHI)

2018 GAME-BY-GAME STATISTICS

DATE	OPP	TKL	SOLO	ASST	ST	SACKS	FF	FR	PD	INT
09/09	at N.Y. Giants				Practice Squad					
09/16	vs. New England				Practice Squad					
09/23	vs. Tennessee				Practice Squad					
09/30	vs. N.Y. Jets				Practice Squad					
10/07	at Kansas City	1	1	0	0	0.0	0	0	0	0
10/14	at Dallas	0	0	0	0	0.0	0	0	0	0
10/21	vs. Houston	0	0	0	0	0.0	0	0	0	0
10/28	vs. Philadelphia	3	3	0	0	0.0	0	0	2	0
	BYE WEEK									
11/11	at Indianapolis				INACTIVE					
11/18	vs. Pittsburgh				INACTIVE					
11/25	at Buffalo				INACTIVE					
12/02	vs. Indianapolis				INACTIVE					
12/06	at Tennessee	0	0	0	1	0.0	0	0	0	0
12/16	vs. Washington	0	0	0	2	0.0	0	0	0	0
12/23	at Miami	0	0	0	0	0.0	0	0	0	0
12/30	at Houston	0	0	0	1	0.0	0	0	0	0
2018 totals:		4	4	0	4	0.0	0	0	2	0





YANNICK NGAKOUE



DEFENSIVE END
6-2 | 246 LBS | 3-31-1995
MARYLAND
BOWIE, MARYLAND
ACQ: THIRD ROUND OF 2016 DRAFT (69TH)
EXP: 4TH YEAR

TRANSACTIONS

Originally drafted by Jacksonville in the third round (69th overall) of the 2016 NFL Draft

PRO (GAMES PLAYED/STARTED - 48/47, 3/3)

- His 29.5 sacks rank third in franchise history
- Of his 29.5 career sacks, nine have been strip-sacks
- His 29.5 sacks are the most by a Jaguars player through 48 career games in franchise history
- Joins **Jevon Kearse**, **Von Miller**, **Julius Peppers**, **John Abraham**, **DeMarcus Ware** and **Dwight Freeney** as the only players since 1993 to register at least 27.0 sacks and 10 forced fumbles through their first 44 career games
- Led the league with six forced fumbles in 2017 en route to his first career Pro Bowl nod
- Owns the franchise rookie record for sacks in a single season (8.0)

2018 (w/ JAX - 16/16)

- Started all 16 games for a second consecutive season and tallied 28 tackles, including 9.5 sacks ... Led the team with 33 QB hits
- **9/30 vs. NYJ**: Started at DE and recorded 1.0 sack and two quarterback hits
 - **10/7 at K.C.**: Started at DE and recorded a sack for the second consecutive game
 - **10/14 at DAL**: Started at DE and recorded four tackles, including 2.0 sacks and a tackle for loss ... Fifth multi-sack game of his career, making him one of only three Jaguars with five multi-sack games in franchise history
 - **10/28 vs. PHI**: Started at DE and recorded two tackles, including 1.0 sack
 - **11/11 at IND**: Started at DE and recorded two tackles (one solo) and a QB hit
 - **11/18 vs. PIT**: Started at DE and recorded 1.0 sack
 - **12/2 vs. IND**: Started at DE and posted four solo tackles, including 1.0 sack
 - **12/23 at MIA**: Started at DE and recorded two tackles, including 1.0 sack
 - **12/30 at HOU**: Started at DE and recorded five tackles (three solo), including 1.5 sacks and one pass defensed

2017 (w/ JAX - 16/16, 3/3)

- Recorded a career-high 12.0 sacks and six forced fumbles en route to his first Pro Bowl appearance
- **9/10 at HOU**: Started at DE and recorded four tackles (three solo), 2.0 strip-sacks and one fumble recovery
 - **10/1 at NYJ**: Started at DE and recorded two solo tackles, 2.0 sacks, one tackle for a loss and one forced fumble
 - **10/22 at IND**: Started at DE and recorded four tackles (three solo), 2.5 sacks, three tackles for a loss and seven quarterback hits
 - **11/19 at CLE**: Started at DE and recorded three tackles (two solo) and 2.5 sacks, two of which were strip-sacks
 - **11/26 at ARI**: Started at DE and recorded two solo tackles, a strip-sack and one tackle for a loss ... His league-leading sixth forced fumble was returned for a touchdown by **Calais Campbell**
 - **12/10 vs. SEA**: Started at DE and recorded one solo tackle, one sack and one tackle for a loss
 - **12/24 at S.F.**: Started at DE and recorded one solo tackle, one tackle for a loss and one sack
 - **12/31 at TEN**: Started at DE and recorded one solo tackle and one fumble recovery that he returned 67 yards for his first career touchdown
 - **1/14 at PIT**: Started at DE and recorded three tackles (two solo), one tackle for a loss, one pass defensed and one strip-sack that **Telvin Smith** returned 50 yards for a score

2016 (w/ JAX - 16/15)

- One of two Jaguars (**Jeremy Mincey**) to post 8.0-plus sacks, four-plus forced fumbles and at least one INT in a single season ... Finished second in the NFL behind S.D.'s **Joey Bosa** with 8.0 sacks by a rookie ... Joins K.C.'s **Tamba Hali** (2006), BAL's **Terrell Suggs** (2003), CAR's **Julius Peppers** (2002) and S.F.'s **Charles Haley** (1986) as the only rookies to post 8.0-plus tackles, four-plus forced fumbles and at least one INT in their rookie season
- **9/11 vs. G.B.**: Made two tackles (one solo) in NFL and Jaguars debut
 - **9/18 at S.D.**: Made his first career start at LEO and made three tackles (two solo), including his first career sack-fumble in the second quarter
 - **9/25 vs. BAL**: Registered his second consecutive game with a sack-fumble ... One of three players in 2016 to register a sack and a forced fumble in consecutive games, joining BUF's **Lorenzo Alexander** and WAS' **Trent Murphy**
 - **10/2 vs. IND**: Registered four tackles, including 1.0 sack, as well as his first career interception and third career forced fumble ... Only NFL player this

- season to register a sack, forced fumble and an interception in the same game
- **10/16 at CHI**: Started at LEO and made 1.0 sack, becoming the first rookie in team history to register a sack in four consecutive games ... Fourth player in Jaguars history to register a sack in four consecutive games (**Tony Brackens**, **Rob Meier** and **Gary Walker**)
 - **11/27 at BUF**: Started at LEO and picked up his sixth sack of the season, along with two tackles (one solo)
 - **12/24 vs. TEN**: Started at LEO and registered 1.0 sack, his seventh sack, tying the team record for a rookie
 - **1/1 at IND**: Started at LEO and registered two solo tackles, 1.0 sack and one tackle for a loss ... His eighth sack of the season to break rookie record held by **Tony Brackens** (7 in 1996)

COLLEGE (AT MARYLAND, 2013-15)

- As a junior, selected First Team All-Big Ten by coaches and media
- Set Maryland's single-season sack record (13.5), breaking a record set by **Mark Duda** (1982) and **Bruce Palmer** (1978)
- Ranked second nationally in sacks per game
- Appeared in all 13 games as a true freshman

PERSONAL

- Majored in African American studies
- Attended Friendship Collegiate Academy (Washington, D.C.)
- Named a first team Parade All-America and the 2012 D.C. Gatorade Player of the Year
- Rated a four-star recruit by Rivals, No. 11 OLB
- Helped lead the school to the DCSAA title as a senior



#91 YANNICK NGAKOUÉ

REGULAR SEASON STATISTICS

YEAR	TEAM	GP/GS	TKL	SOLO	ASST	SACKS	FF	FR	PD	TFL
2016	JAX	16/15	23	20	3	8.0*	4	0	2	6
2017	JAX	16/16	30	24	6	12.0	6	2	0	10
2018	JAX	16/16	28	25	3	9.5	0	0	1	13
NFL totals: 3 yrs.		48/47	81	69	12	29.5	10	2	3	29

*Team rookie record

Single Game Career Highs

Tackles: 4 (five times; last 12/2/18 vs. IND) **Sacks:** 2.5 (twice; last: 11/19/17 at CLE)

Forced fumbles: 2 (twice; last: 11/19/17 at CLE) **Fumble recoveries:** 1 (twice, last 12/31/17 at TEN)

POSTSEASON CAREER STATISTICS

YEAR	TEAM	GP/GS	TKL	SOLO	ASST	SACKS	FF	FR	PD	TFL
2017	JAX	3/3	4	3	1	1.0	1	0	1	1
NFL totals: 3 yrs.		3/3	4	3	1	1.0	1	0	1	1

2018 GAME-BY-GAME STATISTICS

DATE	OPP	TKL	SOLO	ASST	SACKS	FF	FR	PD	TFL	
09/09	at N.Y. Giants	1	1	0	0.0	0	0	0	0	
09/16	vs. New England	0	0	0	0.0	0	0	0	0	
09/23	vs. Tennessee	2	2	0	0.0	0	0	0	1	
09/30	vs. N.Y. Jets	1	1	0	1.0	0	0	0	1	
10/07	at Kansas City	1	1	0	1.0	0	0	0	1	
10/14	at Dallas	4	4	0	2.0	0	0	0	3	
10/21	vs. Houston	0	0	0	0.0	0	0	0	0	
10/28	vs. Philadelphia	2	2	0	1.0	0	0	0	1	
BYE WEEK										
11/11	at Indianapolis	2	1	1	0.0	0	0	0	0	
11/18	vs. Pittsburgh	1	1	0	1.0	0	0	0	1	
11/25	at Buffalo	1	1	0	0.0	0	0	0	1	
12/02	vs. Indianapolis	4	4	0	1.0	0	0	0	1	
12/06	at Tennessee	0	0	0	0.0	0	0	0	0	
12/16	vs. Washington	2	2	0	0.0	0	0	0	1	
12/23	at Miami	2	2	0	1.0	0	0	0	1	
12/30	at Houston	5	3	2	1.5	0	0	1	1	
2018 totals:		28	25	3	9.5	0	0	0	13	

2017 GAME-BY-GAME STATISTICS

DATE	OPP	TKL	SOLO	ASST	SACKS	FF	FR	PD	TFL	
09/10	at Houston	4	3	1	2.0	2	1	0	0	
09/17	vs. Tennessee	1	0	1	0.0	0	0	0	0	
09/24	vs. Baltimore	2	2	0	0.0	0	0	0	1	
10/01	at New York Jets	2	2	0	2.0	1	0	0	1	
10/08	at Pittsburgh	1	0	1	0.0	0	0	0	0	
10/15	vs. LA Rams	1	1	0	0.0	0	0	0	0	
10/22	at Indianapolis	4	3	1	2.5	0	0	0	3	
BYE WEEK										
11/05	vs. Cincinnati	2	2	0	0.0	0	0	0	1	
11/12	vs. LA Chargers	0	0	0	0.0	0	0	0	0	
11/19	at Cleveland	3	2	1	2.5	2	0	0	0	
11/26	at Arizona	2	2	0	1.0	1	0	0	1	
12/03	vs. Indianapolis	2	2	0	0.0	0	0	0	0	
12/10	vs. Seattle	1	1	0	1.0	0	0	0	1	
12/17	vs. Houston	2	1	1	0.0	0	0	0	1	
12/24	at San Francisco	2	2	0	1.0	0	0	0	1	
12/31	at Tennessee	1	1	0	0.0	0	1	0	0	
2017 totals:		30	24	6	12.0	6	2	0	10	
01/07	vs. Buffalo	1	1	0	0.0	0	0	0	0	
01/14	at Pittsburgh	3	2	1	1.0	1	0	1	1	
01/21	at New England	0	0	0	0.0	0	0	0	0	
Postseason totals:		4	3	1	1.0	1	0	1	1	

2016 GAME-BY-GAME STATISTICS

DATE	OPP	TKL	SOLO	ASST	SACKS	FF	FR	PD	TFL	
09/11	vs. Green Bay	2	1	1	0.0	0	0	0	0	
09/18	at San Diego	3	2	1	1.0	1	0	0	0	
09/25	vs. Baltimore	1	1	0	1.0	1	0	0	0	
10/02	vs. Indianapolis	4	4	0	1.0	1	0	1	1	
BYE WEEK										
10/16	at Chicago	1	1	0	1.0	0	0	0	1	
10/23	vs. Oakland	2	2	0	0.0	0	0	0	0	
10/27	at Tennessee	0	0	0	0.0	0	0	0	0	
11/06	at Kansas City	1	1	0	0.0	0	0	0	0	
11/13	vs. Houston	1	1	0	0.0	0	0	1	0	
11/20	at Detroit	1	1	0	1.0	0	0	0	1	
11/27	at Buffalo	2	1	1	1.0	0	0	0	1	
12/04	vs. Denver	0	0	0	0.0	0	0	0	0	
12/11	vs. Minnesota	1	1	0	0.0	1	0	0	0	
12/18	at Houston	1	1	0	0.0	0	0	0	0	
12/24	vs. Tennessee	1	1	0	1.0	0	0	0	1	
31/01	at Indianapolis	2	2	0	1.0	0	0	0	1	
2016 totals:		23	20	3	8.0	4	0	2	6	

Additional statistics: One INT on 10/2 vs. IND, seven-yard return



68



ANDREW NORWELL

OFFENSIVE LINEMAN
6-6 | 325 LBS | 10-25-1991
OHIO STATE
CINCINNATI, OHIO
ACQ: UNRESTRICTED FREE AGENT 2018
EXP: 6TH YEAR



TRANSACTIONS

Originally drafted by Carolina as an undrafted rookie on 5/16/14 ... Signed as an unrestricted free agent by Jacksonville on 3/15/17 ... Placed on injured/reserve on 11/27/18

PRO (GAMES PLAYED/STARTED - 66/65, 5/5)

- Appeared in 55 career games with 54 starts during a four-year career in Carolina
- Has started in 47 consecutive games dating back to Week 12 of the 2015 season, which is the third-longest active streak amongst offensive guards in the NFL
- Named Associated Press All-Pro first team in 2017

2018 (w/ JAX - 11/11)

- Appeared in 11 contests for the Jaguars, starting each contest at LG
- **9/9 at NYG:** Started at LG and helped the team rush for 137 yards in his Jaguars debut
 - **9/16 vs. N.E.:** Started at LG and was part of the unit that did not allow a sack
 - **9/30 vs. NYJ:** Started at LG and helped the team rush for 126 yards
 - **10/7 at K.C.:** Started at LG and played all 83 offensive snaps
 - **11/11 at IND:** Started at LG and did not allow a sack while playing all 75 offensive plays
 - **11/18 vs. PIT:** Started at LG and helped the team rush for 179 yards

2017 (w/ CAR - 16/16, 1/1)

Led an offensive line that paved the way for the fourth-ranked ground attack to rush for 2,102 yards (131.3 rushing yards per game) ... Part of a unit that allowed just 35 sacks on the season

2016 (w/ CAR - 16/16)

Started at left guard for the first time in his career and was the team's only offensive lineman to start all 16 games at the position in which he opened the season ... Carolina boasted the 10th-ranked rushing attack and averaged 113.4 yards per game ... Contributed to a Carolina Panther offense that averaged a 31:44 time of possession, the third-highest mark in team history

2015 (w/ CAR - 13/13, 3/3)

Started 13 regular season games and all three postseason contests, including Super Bowl 50 vs. Denver ... Helped the team set a franchise-record and NFL-leading 500 points scored

2014 (w/ CAR - 10/9, 2/2)


Opened holes for the Panthers to rank seventh in the NFL in rushing, including a league-leading 975 yards over the last five games

COLLEGE (AT OHIO STATE, 2010-13)

- Played in 50 games with 39 starts at Ohio State
- Three-time All-Big Ten Conference selection
- Started final 34 games of career at left guard
- Graduated with a degree in communications

PERSONAL

- Attended Anderson High School (Cincinnati, Ohio)



JAMES O'SHAUGHNESSY



TIGHT END
6-4 | 245 LBS | 1-14-1992
ILLINOIS STATE
NAPERVILLE, ILLINOIS
ACQ: WAIVERS (NEW ENGLAND) 2017
EXP: 5TH YEAR

TRANSACTIONS

Originally drafted by Kansas City in the fifth round (173rd overall) in the 2015 NFL Draft ... Traded to New England with a 2017 sixth-round draft selection (216th overall) in exchange for a 2017 fifth-round draft selection (183rd overall) on 4/29/17 ... Waived by New England on 9/2/17 ... Claimed off waivers by Jacksonville on 9/3/17

PRO (GAMES PLAYED/STARTED - 53/16, 4/2)

Has appeared in 53 games over four seasons, recording 46 receptions for 449 yards

2018 (w/ JAX - 14/9)

Recorded career-highs in receptions (24) and receiving yards (214)

- **10/7 at K.C.:** Recorded three receptions for 27 yards and played 36 offensive snaps
- **11/11 at IND:** Started at TE and tied for the team-lead with five receptions for 46 yards, including a four-yard reception from P **Logan Cooke** on a fake field goal, which set up RB **Leonard Fournette's** receiving TD

2017 (w/ JAX - 16/1, 3/2)

Appeared in all 16 games and recorded 14 receptions for 149 yards and one TD

- **12/3 vs. IND:** Recorded one reception for 29 yards on a fake punt from P **Brad Nortman**
- **12/24 at S.F.:** Recorded five receptions for 39 yards and his first career TD

- **1/14 at PIT:** Recorded one reception for 19 yards

2016 (w/ K.C. - 16/3, 1/0)

Appeared in all 16 games, making three starts and recording two receptions for minus-one yard

2015 (w/ K.C. - 7/3)

Appeared in seven games, making three starts and recorded six receptions for 87 yards ... Was placed on injured/reserve on 11/17/15

COLLEGE (AT ILLINOIS STATE, 2010-14)

- Played in 49 games with 37 starts, totaling 67 receptions for 1,170 yards and 14 TDs
- Earned All-Missouri Valley Football Conference second-team honors as a senior after totaling 29 receptions for 544 yards and nine TDs

PERSONAL

- Attended Naperville North (Ill.) High School
- Three-year letterman

REGULAR SEASON STATISTICS

YEAR	TEAM	GP/GS	NO	YDS	AVG	LG	TD
2015	KC	7/3	6	87	14.5	30	0
2016	KC	16/3	2	-1	-0.5	0	0
2017	JAX	16/1	14	149	10.6	29	1
2018	JAX	14/9	24	214	8.9	17	0
NFL totals: 4 yrs.		53/16	46	449	9.8	30	1

2015 GAME-BY-GAME STATISTICS

DATE	OPP	RECS	YDS	AVG.	LG	TD
09/13	at Houston	0	0	0.0	0	0
09/17	vs. Denver	2	54	27.0	30	0
09/28	at Green Bay	0	0	0.0	0	0
10/4	at Cincinnati	1	8	8.0	8	0
10/11	vs. Chicago	0	0	0.0	0	0
10/18	at Minnesota	2	23	11.5	13	0
10/25	vs. Pittsburgh	1	2	2.0	2	0
11/1	vs. Detroit			INACTIVE		
11/8	BYE WEEK	1	0	0.0	0	0
11/15	at Denver			INACTIVE		
2015 totals:		6	87	14.5	30	0

2018 GAME-BY-GAME STATISTICS

DATE	OPP	RECS	YDS	AVG.	LG	TD
09/09	at N.Y. Giants	0	0	0.0	-	0
09/16	vs. New England	1	17	17.0	17	0
09/23	vs. Tennessee	0	0	0.0	-	0
09/30	vs. N.Y. Jets	2	28	14.0	17	0
10/07	at Kansas City	3	27	9.0	11	0
10/14	at Dallas	3	29	9.7	17	0
10/21	vs. Houston			INACTIVE		
10/28	vs. Philadelphia			INACTIVE		
BYE WEEK						
11/11	at Indianapolis	5	46	9.2	17	0
11/18	vs. Pittsburgh	1	4	4.0	4	0
11/25	at Buffalo	0	0	0.0	-	0
12/02	vs. Indianapolis	2	19	9.5	14	0
12/06	at Tennessee	3	12	4.0	7	0
12/16	vs. Washington	1	7	7.0	7	0
12/23	at Miami	0	0	0.0	-	0
12/30	at Houston	3	25	8.3	10	0
2018 totals:		24	214	8.9	17	0

2017 GAME-BY-GAME STATISTICS

DATE	OPP	RECS	YDS	AVG.	LG	TD
09/9	at N.Y. Giants	0	0	0.0	-	0
09/16	vs. New England	1	17	17.0	17	0
09/23	vs. Tennessee	0	0	0.0	-	0
09/30	vs. NYJ	2	28	14.0	17	0
10/07	at Kansas City	3	27	9.0	11	0
10/14	at Dallas	3	29	9.7	17	0
10/21	vs. Houston			INACTIVE		
10/28	vs. Philadelphia			INACTIVE		
BYE WEEK						
11/11	at Indianapolis	5	46	9.2	17	0
11/18	vs. Pittsburgh	1	4	4.0	4	0
11/25	at Buffalo	0	0	0.0	-	0
12/2	vs. Indianapolis	2	19	9.5	14	0
12/6	at Tennessee	3	12	4.0	7	0
12/16	vs. Washington	1	7	7.0	7	0
12/23	at Miami	0	0	0.0	-	0
12/30	at Houston	3	25	8.3	10	0
2017 totals:		24	214	8.9	17	0

2016 GAME-BY-GAME STATISTICS

DATE	OPP	RECS	YDS	AVG.	LG	TD
09/11	vs. San Diego	0	0	0.0	0	0
09/18	at Houston	0	0	0.0	0	0
09/25	vs. NYJ	0	0	0.0	0	0
10/2	at Pittsburgh	0	0	0.0	0	0
10/9	BYE WEEK	0	0	0.0	0	0
10/16	at Oakland	0	0	0.0	0	0
10/23	vs. New Orleans	0	0	0.0	0	0
10/30	at Indianapolis	0	0	0.0	0	0
11/6	vs. Jacksonville	1	0	0.0	0	0
11/13	at Carolina	0	0	0.0	0	0
11/20	vs. Tampa Bay	0	0	0.0	0	0
11/27	at Denver	1	-1	-1.0	-1	0
12/4	at Atlanta	0	0	0.0	0	0
12/8	vs. Oakland	0	0	0.0	0	0
12/18	vs. Tennessee	0	0	0.0	0	0
12/25	vs. Denver	0	0	0.0	-	0
1/1	at San Diego	0	0	0.0	0	0
2016 totals:		2	-1	-0.5	0	0

POSTSEASON CAREER STATISTICS

YEAR	TEAM	GP/GS	NO	YDS	AVG	LG	TD
2016	K.C.	1/0	0	0	0.0	-	0
2017	JAX	3/2	2	23	11.5	19	0
NFL totals: 4 yrs.		4/2	2	23	11.5	19	0

77



CEDRIC OGBUEHI

OFFENSIVE LINEMAN
6-5 | 308 LBS. | 4-25-1992
TEXAS A&M
ALLEN, TEXAS
ACQ: UNRESTRICTED FREE AGENT 2019
EXP: 5TH YEAR



TRANSACTIONS

Originally drafted by Cincinnati in the first round (21st overall) of the 2015 NFL Draft ... Signed by Jacksonville on 3/16/19

PRO (GAMES PLAYED/STARTED - 35/25, 1-0)

Appeared in 35 games, making 25 starts, during a five-year stint in Cincinnati.

2018 (w/ CIN - 2/0)

Played in two games for Cincinnati ... Was inactive for Weeks 1-6 ... Saw action in the 10/21 showdown at Kansas City ... Inactive for Weeks 11, 13-17

2017 (w/ CIN - 14/13)

Saw action in 14 games, making 13 starts at LT

- **10/8 at CLE:** Aided in the offense's season-high 388 net yards

2016 (w/ CIN - 14/12)

Started at RT for the Bengals for Games 1-11 ... Started game 15 at LT before before being placed on Reserve/Injured (shoulder) on Dec. 30, prior to the season finale

- **10/23 vs. CLE:** Was part of an offensive unit that had the Bengals' highest net offense since 1990, with a 300-yard passer, a 100-yard receiver and a 100-yard rusher

2015 (w/ CIN - 5/0, 1/0)

Opened his professional career on rehab from a college knee injury ... On Reserve/Injured list for Games 1-10 ... Saw action in five games during the season

- **12/6 at CLE:** Made his NFL debut, blocking for a 1-yard touchdown run on his first-career snap

COLLEGE (AT TEXAS A&M, 2011-14)

- Played four seasons (2011-14) at Texas A&M, seeing action in 47 contests and starting 43 games during that time
- In the 2014 season Liberty Bowl, his final college game, he finished the game despite suffering a third-quarter knee injury that later was diagnosed as an ACL tear
- Played both G and OT during career, in which Aggies went 35-17 with 4-0 record in bowl games
- As a senior, provided protection for passing attack that led the SEC in passing yards and TDs, and ranked fifth nationally in scoring and total offense
- Named first-team All-America by Walter Camp Foundation in '14

PERSONAL

- Attended Allen (Texas) High School, where as a senior he earned second-team all-state honors and played in the U.S. Army All-American Bowl
- Associated Press First-Team All-State selection as a junior
- Earned bachelor's degree from Texas A&M in recreation, parks and tourism sciences

58



JAMES ONWUALU

LINEBACKER
6-1 | 235 LBS | 9-04-1994
NOTRE DAME
SAINT PAUL, MINNESOTA
ACQ: WAIVERS (SAN FRANCISCO) 2019
EXP: 3RD YEAR



TRANSACTIONS

Originally signed as a rookie free agent by the Los Angeles Chargers on 5/12/17 ... Waived by the Los Angeles Chargers on 12/16/17 ... Signed to the Los Angeles Chargers' practice squad on 12/19/17 ... Signed a reserve/future contract with the Los Angeles Chargers on 1/1/18 ... Waived/injured by the Los Angeles Chargers on 8/22/18 ... Signed by San Francisco to the practice squad on 11/19/18 ... Promoted to San Francisco's active roster on 11/27/18 ... Waived by San Francisco on 4/29/19 ... Claimed off waivers by Jacksonville on 4/30/19

PRO (GAMES PLAYED/STARTED - 15/0)

Third-year LB has appeared in 15 games and has totaled eight special teams tackles

2018 (w/ S.F. - 5/0)

Appeared in five games and made two special teams tackles after being promoted to the active roster from the practice squad on 11/27

- **12/9 vs. DEN:** Registered the first and only forced fumble of his career

2017 (w/ LAC - 10/0)

Appeared in a career-high 10 games and posted six special teams tackles

COLLEGE (AT NOTRE DAME, 2013-16)

- As a senior co-captain, registered 75 tackles, 3.0 sacks and led the team with 11.5 tackles for loss
- Began his college career as a WR and all-purpose RB before transitioning to LB during his sophomore season in 2014

PERSONAL

- Attended Cretin-Derham Hall and was a three-year starter as an all-purpose RB and WR



REGULAR SEASON STATISTICS

YEAR	TEAM	GP/GS	TKL	SOLO	ASST	SACKS	FF	FR	PD	TFL	INT
2017	LAC	10/0	0	0	0	0.0	0	0	0	0	0
2018	S.F.	5/0	0	0	0	0.0	1	0	0	0	0
NFL totals: 2 yrs.		15/0	0	0	0	0.0	1	0	0	0	0

Additional statistics: Eight special teams tackles

2018 GAME-BY-GAME STATISTICS

DATE	OPP	TKL	SOLO	ASST	SACKS	FF	FR	PD	TFL	
09/09	at Minnesota				Not on team					
09/16	vs. Detroit				Not on team					
09/23	at Kansas City				Not on team					
09/30	at L.A. Chargers				Not on team					
10/07	vs. Arizona				Not on team					
10/15	at Green Bay				Not on team					
10/21	vs. L.A. Rams				Not on team					
10/28	at Arizona				Not on team					
11/01	vs. Oakland				Not on team					
11/12	vs. N.Y. Giants				Not on team					
BYE WEEK										
12/02	at Seattle	0	0	0	0.0	0	0	0	0	
12/09	vs. Denver	0	0	0	0.0	1	0	0	0	
12/16	vs. Seattle	0	0	0	0.0	0	0	0	0	
12/23	vs. Chicago	0	0	0	0.0	0	0	0	0	
12/30	at L.A. Rams	0	0	0	0.0	0	0	0	0	
2018 totals:		0	0	0	0.0	1	0	0	0	

Additional statistics: two special teams tackles

2017 GAME-BY-GAME STATISTICS

DATE	OPP	TKL	SOLO	ASST	SACKS	FF	FR	PD	TFL	
09/11	at Denver	0	0	0	0.0	0	0	0	0	
09/17	vs. Miami	0	0	0	0.0	0	0	0	0	
09/24	vs. Kansas City	0	0	0	0.0	0	0	0	0	
10/01	vs. Philadelphia	0	0	0	0.0	0	0	0	0	
10/08	at N.Y. Giants	0	0	0	0.0	0	0	0	0	
10/15	at Oakland	0	0	0	0.0	0	0	0	0	
10/22	vs. Denver	0	0	0	0.0	0	0	0	0	
10/29	at New England	0	0	0	0.0	0	0	0	0	
BYE WEEK										
11/12	at Jacksonville	0	0	0	0.0	0	0	0	0	
11/19	vs. Buffalo				INACTIVE					
11/23	at Dallas				PRACTICE SQUAD					
12/03	vs. Cleveland				PRACTICE SQUAD					
12/10	vs. Washington				PRACTICE SQUAD					
12/16	at Kansas City				PRACTICE SQUAD					
12/24	at N.Y. Jets				PRACTICE SQUAD					
12/31	vs. Oakland				PRACTICE SQUAD					
2017 totals:		0	0	0	0.0	0	0	0	0	

Additional statistics: six special teams tackles

45



MATT OVERTON

LONG SNAPPER
6-1 | 243 LBS | 7-6-1985
WESTERN WASHINGTON
SAN LEANDRO, CALIFORNIA
ACQ: FREE AGENT 2018
EXP: 8TH YEAR



TRANSACTIONS

Originally signed by Seattle as an undrafted rookie in 2007 ... Released by the Seahawks prior to the start of the 2007 regular season ... Signed by the Tri-Cities Fever of the AF2 in 2008 ... Signed by the Florida Tuskers of the UFL in 2009 ... Signed by Seattle as a free agent on 2/10/10 ... Released by Seattle prior to the start of the 2010 regular season ... Signed by the Omaha Nighthawks of the United Football League in 2010 ... Signed as a free agent by Indianapolis on 4/2/12 ... Released on 5/1/17 ... Signed by Jacksonville on 8/3/17 ... Signed by Jacksonville on 10/12/18

PRO (GAMES PLAYED - 100)

- Eighth-year LS has played in 100 games during stints with Indianapolis and Jacksonville, and was selected to the Pro Bowl after the 2013 season
- Spent the 2008-10 seasons with the Omaha Nighthawks (UFL) and the Tri-Cities Fever (IFL)

2018 (w/ JAX - 11)

Joined the team prior to Week 6 and played in the remaining 11 games

2017 (w/ JAX - 9)

Served as the team's long snapper before being placed on injured/reserve prior to Week 11

2016 (w/ IND - 16)

Participated in all 16 games and snapped for K **Adam Vinatieri**, who tied for sixth in the NFL in FG percentage (87.1) while totaling 125 points ... Also snapped for P **Pat McAfee** who registered a 49.3 punting avg., which set a career-high and led the NFL

2015 (w/ IND - 16)

Played in all 16 games, assisting Vinatieri record his 18th career 100-point season while helping him become the third player in NFL history to convert 300 FGs

2014 (w/ IND - 16, 3)

Played in all 16 games and all three postseason contests ... Both McAfee and Vinatieri were named to the Associated Press NFL All-Pro team as well as being voted to the Pro Bowl

2013 (w/ IND - 16)

Named to the Pro Bowl for the first time in his career after competing in all 16 games ... Added a five special teams tackles

2012 (w/ IND - 16)

Appeared in all 16 games and finished third on the team with nine special teams tackles

2007 (w/ SEA)

Signed as an undrafted free agent and was released prior to the start of the regular season


COLLEGE (AT WESTERN WASHINGTON, 2005-06)

- Served as team captain and two-year starter at DE and LS for Western Washington
- Finished his collegiate career with 5.0 sacks, 7.5 tackles for loss, one INT, one forced fumble and seven passes defended
- Attended Diablo Valley College from 2003-04 before transferring to WWU

PERSONAL

- Engaged to former Indianapolis Colts cheerleader Breanna Fonner
- Attended Tacy (Calif.) High School, where he was an honorable mention San Joaquin Athletic Association All-Star as a senior
- Started and lettered two years as an offensive guard while serving as a co-captain as a senior
- Also lettered one year in golf and baseball
- Father, Tom, played college football at Cal-State Hayward
- Has two siblings, Stefan and Nicole





TERRELLE PRYOR SR.

WIDE RECEIVER
6-4 | 228 LBS | 6-20-1989
OHIO STATE
JEANNETTE, PENNSYLVANIA
ACQ: FREE AGENT 2019
EXP: 8TH YEAR



TRANSACTIONS

Originally drafted by Oakland in the third round of the 2011 NFL Supplemental Draft ... Traded to the Seattle Seahawks on 4/22/14 ... Signed by Cleveland on 12/2/15 ... Signed by Washington on 3/11/17 ... Signed by the New York Jets on 3/26/18 ... Signed with Jacksonville on 6/3/19

PRO (GAMES PLAYED/STARTED - 41/28)

• Career totals as a receiver include 115 receptions for 1,563 yards and seven TDs
• Played QB from 2011-13, and completed 175 of 311 attempts for 1,994 yards and nine TDs

2018 (w/ NYJ and BUF - 6/1, 0/0)

Registered 14 receptions for 235 yards and two TDs in six games with the Jets and two receptions for 17 yards with the Bills ... Posted 16 catches for 252 yards in six games total

• **9/16 vs. MIA:** Registered four catches for a season-high 84 yards

2017 (w/ WAS - 7/2)

Registered 20 receptions for 240 yards and one TD prior to being placed on IR with an ankle injury

• **10/2 at KC:** Averaged 22.3 yards per catch after pulling in three passes for 70 yards including a 44-yard TD catch, the longest TD reception of his career

2016 (w/ CLE - 16/15)

In his first full season as a WR, led the team with 77 receptions, 1,007 yards and four TDs after appearing in all 16 games (15 starts) for the first time in his career ... Registered three 100-yard receiving performances ... Added eight carries for 21 yards and a TD

• **9/25 at MIA:** Posted his first 100-yard game with 144 yards on career-best eight catches while also rushing four times for 21 yards with one TD and completing three passes for 35 yards ... Became the first NFL player with at least 120 receiving yards, 30 passing yards and 20 rushing yards in a game since **Frank Gifford** in 1959

• **10/16 at TEN:** Established career-highs in receptions (nine) and TD receptions (two)

• **10/30 vs. NYJ:** Caught six passes for 101 yards, all in the first half, the most first-half receiving yards in his career

• **11/27 vs. NYG:** Logged his third 100-yard receiving performance of the season after catching six passes for 139 yards, including a career-best 54-yard reception

2015 (w/ CLE - 3/2)

Played in three games and caught one pass for 42 yards

2014 (w/ SEA - 0/0)

Following an offseason trade, appeared in training camp as a quarterback before being waived

2013 (w/ OAK - 11/9)

Started nine games at QB, appearing in 11 total contests and registered career highs in every passing and rushing category after completing 57.4 percent of his passes for 1,798 yards and seven TDs

• **9/8 at IND:** Opened the season as the starting QB and threw for 217 yards and rushed for 112 yards on 13 carries

• **9/23 at DEN:** Completed 19 of 28 passes for 281 yards and one TD, registering a 112.4 QB rating

• **10/27 vs. PIT:** Threw for 88 yards and rushed for 106 yards, including a career-long 93-yard TD rush ... His 93-yard rush is the longest by a QB since an NFL merger

2012 (w/ OAK - 3/1)

Inactive for the first 11 weeks of the season before appearing in the final three games ... Finished the season 14-of-30 passing for 155 yards, two TDs and a 70.8 passer rating

• **12/30 at San Diego:** Started his first NFL game and completed 13 of 28 passes for 150 yards and two TDs, also rushing nine times for 49 yards and one TD

2011 (w/ OAK - 1/0)

Appeared in one game as a rookie, but did not record any stats

COLLEGE (AT OHIO STATE, 2008-10)

• Played quarterback collegiately at Ohio State, leading the Buckeyes to a 31-4 record as a starter
• Totaled 57 career TD passes and accounted for 76 career TDs (57 passing, 17 rushing, two receiving)
• Completed 477 of 783 passes (60.9 percent) for 6,177 yards and rushed for 2,164 yards on 436 carries (5.0 avg.)

REGULAR SEASON RECEIVING STATISTICS

YEAR	TEAM	GP/GS	RECS	YDS	AVG.	LG	TD
2011	OAK	1/0	0	0	0.0	0	0
2012	OAK	3/1	1	22	22.0	0	0
2013	OAK	11/9	0	0	0.0	0	0
2015	CLE	3/2	1	42	42.0	42	0
2016	CLE	16/15	77	1,007	13.1	54	4
2017	WAS	9/2	20	240	12.0	44	1
2018	NYJ/BUF	8/1	16	252	15.8	44	2
NFL totals: 7 yrs.	41/28		115	1,563	13.6	54	7

Single Game Career Highs

Receptions:
9 (10/16/16 at TEN)

Receiving yards:
144 (9/25/16 at MIA)

Longest reception:
54 (11/27/16 vs. NYG)

Receiving touchdowns:
2 (10/16/16 at TEN)

REGULAR SEASON PASSING STATISTICS

YEAR	TEAM	G/S	COMP	ATT	PCT	YDS	AVG	TD	INT	SK	RTG
2018	NYJ/BUF	8/1	0	0	0.0	0	0.0	0	0	0	0.0
2017	WAS	9/2	0	0	0.0	0	0.0	0	0	0	0.0
2016	CLE	16/15	5	9	55.6	41	4.6	0	0	1	67.4
2015	CLE	3/2	0	0	0.0	0	0.0	0	0	0	0.0
2013	OAK	11/9	156	272	57.4	1,798	6.6	7	11	31	79.8
2012	OAK	3/1	14	30	46.7	155	5.2	2	1	0	70.8
2011	OAK	0/0	0	0	0.0	0	0.0	0	0	0	0.0
NFL totals: 7 yrs.	41/28		175	311	56.3	1,994	6.4	9	12	32	69.3

Additional Statistics: Has recorded 646 rushing yards and four rushing TDs

Single Game Career Highs

Passing completions:
22 (11/3/13 vs. PHI)

Passing attempts
41 (11/3/13 vs. PHI)

Passing percentage:
78.3 (10/16/13 vs. S.D.)

Passing yards:
288 (11/3/13 vs. PHI)

Passing touchdowns:
2 (three times; last 9/23/13 vs. DEN)

Passer rating:
135.7 (10/6/13 vs. S.D.)

2018 GAME-BY-GAME STATISTICS

DATE	OPP	RECS	YDS	AVG.	LG	TD
09/10	at Detroit	3	49	16.3	20	0
09/16	vs. Miami	4	84	21.0	44	0
09/20	at Cleveland	1	16	16.0	16	0
9/30	at Jacksonville	0	0	0.0	0	0
10/7	vs. Denver	1	20	20.0	20	0
10/14	vs. Indianapolis	5	57	11.4	22	1
W/ BUF						
11/4	vs. Chicago	2	17	8.5	11	0
11/11	at New York Jets	0	0	0	0.0	0
2018 totals:		16	252	15.8	44	2

#10 TERRELLE PRYOR SR.

2017 GAME-BY-GAME STATISTICS

DATE	OPP	RECs	YDS	AVG.	LG	TD
09/10	vs. Philadelphia	6	66	11.0	0	0
09/17	at L.A. Rams	2	31	15.5	23	0
09/24	vs. Oakland	2	19	9.5	12	0
10/2	at Kansas City	3	70	23.3	44	1
10/8	BYE WEEK					
10/15	at S.F.	3	23	7.7	12	0
10/15	vs. San Francisco	1	6	6.0	6	0
10/23	at Philadelphia	2	14	7.0	9	0
10/29	vs. Dallas	0	0	0.0	0	0
11/5	at Seattle	2	17	8.5	12	0
11/12	BYE WEEK					
11/19	at New Orleans			INACTIVE		
11/23	vs. New York Giants			Injured Reserve		
11/30	at Dallas			Injured Reserve		
12/10	at LAC			Injured Reserve		
12/17	vs. Arizona			Injured Reserve		
12/24	vs. Denver			Injured Reserve		
12/31	at New York Giants			Injured Reserve		
2017 totals:		20	240	12.0	44	1

2016 GAME-BY-GAME STATISTICS

DATE	OPP	RECs	YDS	AVG.	LG	TD
09/11	at Philadelphia	3	68	22.7	44	0
09/18	vs. Baltimore	3	32	10.7	16	0
09/25	at Miami	8	144	18.0	40	0
10/2	at Washington	5	46	9.2	13	11
10/9	vs. New England	5	48	9.6	15	0
10/16	vs. Tennessee	9	75	8.3	16	2
10/23	at Cincinnati	2	18	9.0	13	0
10/30	vs. New York Jets	6	101	16.8	35	0
11/6	vs. Dallas	5	47	9.4	16	1
11/10	at Baltimore	5	48	9.6	18	0
11/20	vs. Pittsburgh	5	97	19.4	36	0
11/27	vs. New York Giants	6	131	21.8	54	0
12/11	vs. Cincinnati	1	3	3.0	3	0
12/18	at Buffalo	4	19	4.8	8	0
12/24	vs. San Diego	3	36	12.0	18	0
1/1	at Pittsburgh	7	94	13.4	43	0
2017 totals:		77	1,007	13.1	54	4

2015 GAME-BY-GAME STATISTICS

DATE	OPP	RECs	YDS	AVG.	LG	TD
12/6	vs. Cincinnati		INACTIVE			
12/13	vs. San Francisco	0	0	0.0	0	0
12/20	at Seattle	0	0	0.0	0	0
12/27	at Kansas City		INACTIVE			
1/3	vs. Pittsburgh	1	42	42.0	42	0
2017 totals:		1	42	42.0	42	0

NOTE THE QUOTE: WR TERRELLE PRYOR SR.

"He and I are very familiar with each other. I coached him as a quarterback, as a receiver and now the second time as a receiver. I think he knows the offense. I think he is a big guy that can run, and I think anytime you have a big athlete that can run and has really good ball skills, I think you can do nothing but help your football team by bringing him in and competing."

- Jaguars OC John DeFillippo

2013 GAME-BY-GAME PASSING STATISTICS

DATE	OPP	P/S	COMP	ATT	PCT	YDS	AVG	TD	INT	SK	RTG
09/08	at IND	1/1	19	29	65.5	217	7.5	1	2	1	70.6
09/15	vs. JAX	1/1	15	24	62.5	126	5.3	0	0	3	76.0
09/23	at DEN	1/1	19	28	67.9	281	10.0	1	0	3	112.4
09/29	vs. WAS				INACTIVE						
10/06	vs. SD	1/1	33	61	54.1	430	7.0	1	4	5	54.7
10/13	at K.C.	1/1	15	26	57.7	149	5.7	1	1	3	70.8
10/20	BYE WEEK										
10/27	vs. PIT	1/1	10	19	52.6	88	4.6	0	2	2	25.7
11/3	vs. PHI	1/1	22	41	53.7	288	7.0	0	2	3	55.7
11/10	at NYG	1/1	11	26	42.3	122	4.7	0	1	4	40.9
11/17	at HOU				INACTIVE						
11/24	vs. TEN				DID NOT PLAY						
11/28	at DAL				DID NOT PLAY						
12/8	at NYJ	1/0	2	5	40.0	20	4.0	0	0	0	52.1
12/15	vs. K.C.	1/0	1	5	20.0	12	2.4	0	1	0	0.0
12/22	at S.D.				DID NOT PLAY						
12/29	vs. DEN	1/1	21	38	55.3	207	5.5	2	0	2	88.4
2013 totals:		11/9	156	272	57.4	1,798	6.6	7	11	31	69.1

Additional Statistics: Carried the ball 83 times for 576 yards

2012 GAME-BY-GAME PASSING STATISTICS

DATE	OPP	P/S	COMP	ATT	PCT	YDS	AVG	TD	INT	SK	RTG
09/10	at IND				INACTIVE						
09/16	at MIA				INACTIVE						
09/23	vs. PIT				INACTIVE						
09/30	at DEN				INACTIVE						
10/07	BYE WEEK										
10/14	at ATL				INACTIVE						
10/21	vs. JAX				INACTIVE						
10/28	at K.C.				INACTIVE						
11/4	vs. TB				INACTIVE						
11/11	at BAL				INACTIVE						
11/18	vs. N.O.				INACTIVE						
11/25	at CIN				INACTIVE						
12/2	vs. CLE				DID NOT PLAY						
12/6	vs. DEN				DID NOT PLAY						
12/16	vs. K.C.	1/0	0	1	0.0	0	0.0	0	0	0	39.6
12/23	at CAR	1/0	1	1	100.0	5	5.0	0	0	0	87.5
12/30	at S.D.	1/1	13	28	46.4	150	5.4	2	1	0	72.0
2013 totals:		3/1	14	30	57.4	1,798	6.6	7	11	31	69.1



20



JALEN RAMSEY

CORNERBACK
6-1 | 208 LBS | 10-24-1994
FLORIDA STATE
SMYRNA, TENNESSEE
ACQ: FIRST ROUND OF 2016 DRAFT (5TH)
EXP: 4TH YEAR



TRANSACTIONS

Originally drafted by Jacksonville in the first round (fifth overall) of the 2016 draft

PRO (GAMES PLAYED/STARTED - 48/48, 3/3)

- Career totals include 193 tackles, 44 PDs and nine INTs
- Has tallied 11 career games with multiple passes defended, the most through three seasons in franchise history
- Earned first career Pro Bowl nod and was named first-team All-Pro CB by the Associated Press in 2017
- Earned his second consecutive Pro Bowl nod in 2019
- Has started all 48 career games since being drafted fifth overall in 2016, which is the fourth-longest active streak among CBs

2018 (w/ JAX - 16/16)

Started all 16 games for the third consecutive season ... Earned his second consecutive Pro Bowl nod after recording 65 tackles (62 solo), three INTs and 13 passes defended

- **11/18 vs. PIT:** Started at LCB and tied for the team-lead with eight tackles and recorded two INTs, the first multi-INT game of his career, and finished with three passes defended ... Became the youngest player in franchise history to post multiple INTs in a single game

2017 (w/ JAX - 16/16, 3/3)

Part of a secondary that was ranked the number one passing defense in the NFL ... Recorded 63 tackles, four INTs and 17 passes defended en route to his first Pro Bowl appearance

- **1/7 vs. BUF:** Started at LCB and recorded two solo tackles, one pass defended and the game-clinching INT with 32 seconds remaining in the fourth quarter

2016 (w/ JAX - 16/16)

Led all NFL rookies with 14 passes defended ... One of four rookies to return an INT for a TD in the NFL ... Named AFC Defensive Player of the Week for Week 16 after registering four solo tackles, four passes defended and a INT-TD against Tennessee ... Joined K.C.'s Marcus Peters as the only rookie CBs over the last eight seasons to tally 50-plus tackles, at least one pick-six and one forced fumble during their rookie year

- **10/16 at CHI:** Started at RCB and posted two solo tackles and the game-clinching pass defended on fourth down with 1:03 remaining in the fourth quarter ... Limited Bears WR **Alshon Jeffrey** to one catch for three yards on six targets in the second half
- **12/18 at HOU:** Started at RCB and recorded four solo tackles, one INT, which he returned 35 yards, five passes defended and one forced fumble ... His five passes defended were the second-most in the NFL in 2016 and most by a rookie since 2013

COLLEGE (AT FLORIDA STATE, 2013-15)

- Started all 41 games in three years at Florida State
- Finished career with 180 tackles (119 solo), 15.5 tackles for loss, 5.0 sacks, three forced fumbles, two fumble recoveries, 23 passes defended and three INTs
- Decided to forgo his final year of eligibility in 2016 and declare for the NFL Draft
- Became Florida State's 36th consensus All-American
- All-ACC First Team, AFCA First Team All-America, Walter Camp First Team All-America, ESPN.com First Team All-America as a senior
- Started all 14 games for the Seminoles' third-ranked defense (281.4) and the nation's top pass defense (156.6) as a CB and FS in 2013

PERSONAL

- Attended Brentwood Academy (Tenn.), where he was rated a five-star prospect by both Rivals.com and Scout.com and a four-star according to ESPN and 247Sports
- U.S. Army All-America selection
- Twitter handle is @jalenramsey

REGULAR SEASON STATISTICS

YEAR	TEAM	GP/GS	TKL	SOLO	ASST	SACKS	FF	FR	PD	INT
2016	JAX	16/16	65	55	10	0.0	1	0	14	2
2017	JAX	16/16	63	52	11	0.0	0	0	17	4
2018	JAX	16/16	65	62	3	0.0	0	0	13	3
NFL totals: 3 yrs.		48/48	193	169	24	0.0	1	0	44	9

Single Game Career Highs

Tackles: 8 (twice; last: 11/18/18 vs. PIT)	Passes Defended: 5 (12/18/16 at HOU)
Interceptions: 2 (11/18/18 vs. PIT)	Forced Fumbles: 1 (12/18/16 at HOU)

POSTSEASON STATISTICS

YEAR	TEAM	GP/GS	TKL	SOLO	ASST	SACKS	FF	FR	PD	INT
2017	JAX	3/3	8	7	1	0.0	0	0	1	1
NFL totals: 3 yrs.		3/3	8	7	1	0.0	0	0	1	1

2018 GAME-BY-GAME STATISTICS

DATE	OPP	TKL	SOLO	ASST	SACKS	FF	FR	PD	INT
09/09	at N.Y. Giants	5	4	1	0.0	0	0	0	0
09/16	vs. New England	3	3	0	0.0	0	0	0	0
09/23	vs. Tennessee	4	4	0	0.0	0	0	0	0
09/30	vs. N.Y. Jets	1	1	0	0.0	0	0	1	0
10/07	at Kansas City	4	4	0	0.0	0	0	0	0
10/14	at Dallas	4	3	1	0.0	0	0	1	0
10/21	vs. Houston	1	1	0	0.0	0	0	1	0
10/28	vs. Philadelphia	3	3	0	0.0	0	0	1	1
BYE WEEK									
11/11	at Indianapolis	5	5	0	0.0	0	0	0	0
11/18	vs. Pittsburgh	8	8	0	0.0	0	0	3	2
11/25	at Buffalo	4	3	1	0.0	0	0	1	0
12/02	vs. Indianapolis	6	6	0	0.0	0	0	2	0
12/06	at Tennessee	5	5	0	0.0	0	0	0	0
12/16	vs. Washington	4	4	0	0.0	0	0	1	0
12/23	at Miami	3	3	0	0.0	0	0	0	0
12/30	at Houston	5	5	0	0.0	0	0	2	0
2018 totals:		65	62	3	0.0	0	0	13	3




#20 JALEN RAMSEY

2017 GAME-BY-GAME STATISTICS

DATE	OPP	TKL	SOLO	ASST	SACKS	FF	FR	PD	INT
09/10	at Houston	3	2	1	0.0	0	0	3	0
09/17	vs. Tennessee	2	2	0	0.0	0	0	0	0
09/24	vs. Baltimore	2	2	0	0.0	0	0	1	1
10/01	at New York Jets	4	4	0	0.0	0	0	1	0
10/08	at Pittsburgh	7	7	0	0.0	0	0	4	1
10/15	vs. LA Rams	3	1	2	0.0	0	0	0	0
10/22	at Indianapolis	4	4	0	0.0	0	0	2	0
BYE WEEK									
11/05	vs. Cincinnati	1	1	0	0.0	0	0	0	0
11/12	vs. LA Chargers	4	3	1	0.0	0	0	2	0
11/19	at Cleveland	6	4	2	0.0	0	0	1	0
11/26	at Arizona	6	6	0	0.0	0	0	0	0
12/03	vs. Indianapolis	5	4	1	0.0	0	0	2	1
12/10	vs. Seattle	2	2	0	0.0	0	0	1	1
12/17	vs. Houston	4	4	0	0.0	0	0	0	0
12/24	at San Francisco	7	4	3	0.0	0	0	0	0
12/31	at Tennessee	3	2	1	0.0	0	0	0	0
2017 totals:		63	52	11	0.0	0	0	17	4
01/07	vs. Buffalo	2	2	0	0.0	0	0	1	1
01/14	at Pittsburgh	4	3	1	0.0	0	0	0	0
01/21	at New England	2	2	0	0.0	0	0	0	0
Postseason totals:		8	7	1	0.0	0	0	1	1

2016 GAME-BY-GAME STATISTICS

DATE	OPP	TKL	SOLO	ASST	SACKS	FF	FR	PD	INT
09/11	vs. Green Bay	3	2	1	0.0	0	0	0	0
09/18	at San Diego	6	6	0	0.0	0	0	0	0
09/25	vs. Baltimore	5	4	1	0.0	0	0	0	0
10/02	vs. Indianapolis	4	4	0	0.0	0	0	0	0
BYE WEEK									
10/16	at Chicago	2	2	0	0.0	0	0	1	0
10/23	vs. Oakland	2	2	0	0.0	0	0	0	0
10/27	at Tennessee	8	4	4	0.0	0	0	0	0
11/06	at Kansas City	2	1	1	0.0	0	0	0	0
11/13	vs. Houston	6	6	0	0.0	0	0	0	0
11/20	at Detroit	6	5	1	0.0	0	0	0	0
11/27	at Buffalo	3	3	0	0.0	0	0	0	0
12/04	vs. Denver	4	3	1	0.0	0	0	2	0
12/11	vs. Minnesota	2	1	1	0.0	0	0	1	0
12/18	at Houston	4	4	0	0.0	1	0	5	1
12/24	vs. Tennessee	4	4	0	0.0	0	0	4	1
01/01	at Indianapolis	4	4	0	0.0	0	0	1	0
2016 totals:		65	55	10	0.0	1	0	14	2



34



THOMAS RAWLS

RUNNING BACK
5-9 | 215 LBS | 8-3-1993
CENTRAL MICHIGAN
FLINT, MICHIGAN
ACQ: FREE AGENT 2019
EXP: 4TH YEAR



TRANSACTIONS

Originally signed with Seattle as a rookie free agent on 5/8/15...Signed with the New York Jets on 3/30/18...Signed with Jacksonville on 1/9/19

PRO (GAMES PLAYED/STARTED - 35/17, 2/2)

Registered 1,336 rushing yards and seven TDs on 314 rushing attempts in his career

2018 (w/ CIN - 1/0)

Played in one game on special teams with Cincinnati

2017 (w/ SEA - 12/3)

Carried the ball 58 times for 157 yards and caught nine passes for 94 yards
• **11/5 vs. WAS:** Rushed nine times for a season-high 39 yards

2016 (w/ Seattle - 9/7, 2/2)

Rushed for 349 yards and three TDs on 109 rushing attempts
• **12/4 vs. CAR:** Carried the ball 15 times for 106 rushing yards and a career-high two rushing TDs
• **12/11 at G.B.:** Rushed for 67 yards on 12 rushing attempts
• **1/1/17 vs. DET:** Rushed 27 times for 161 yards and one TD in his first career postseason game

2015 (w/ SEA - 13/7)

Played in 12 games (seven starts) and led Seattle in rushing attempts (147), rushing yards (830) and rushing TDs (four) ... Registered four 100-yard rushing games and two games of at least 150 rushing yards ... Ended the season on IR after suffering a fractured ankle
• **9/27 vs. CHI:** Recorded the first 100-yard performance of his career, rushing for 104 yards on 16 carries
• **10/11 at CIN:** Rushed for 169 yards and one TD on 23 attempts
• **11/22 vs. S.F.:** Recorded career highs in carries (30), rushing yards (209) and receiving yards (46) and scored a receiving and rushing TD ... Rawls' 209 rushing yards were a Seahawks rookie record
• **12/6 at MIN:** Earned Pepsi NFL Rookie of the Week honors after rushing for 101 yards and one TD on 19 carries

COLLEGE (AT MICHIGAN/CENTRAL MICHIGAN, 2011-14)

• Played at Michigan from 2011-13 prior to transferring to Central Michigan for his senior year
• Carried the ball 73 times for 333 yards (4.6 YPC) in his three seasons with the Wolverines
• In his lone season at Central Michigan, rushed for a team-high 1,103 yards and 10 TDs

PERSONAL

• Played at Flint Northern (Flint, Mich.) and totaled 1,585 yards on 150 carries with 19 TDs in his senior season
• Lettered in football and in track

REGULAR SEASON STATISTICS

YEAR	TEAM	GP/GS	NO	RUSHING				RECEIVING				
				YDS	AVG	LG	TD	NO	YDS	AVG	LG	TD
2015	SEA	13/7	147	830	5.7	69t	4	9	76	8.4	31	1
2016	SEA	9/7	109	349	3.2	45	3	13	96	7.4	20	0
2017	SEA	12/3	58	157	2.7	23	0	9	94	10.4	22	0
2018	CIN	1/0	0	0	0.0	0	0	0	0	0.0	0	0
Career totals:		3 yrs. 35/17	314	1,336	4.3	69	7	31	266	8.6	31	1

Single Game Career Highs

Rushing attempts:
30 (11/22/15 vs. S.F.)

Rushing yards:
209 (11/22/15 vs. S.F.)

Longest rush:
69t (10/11/15 at Cin.)

Rushing touchdowns:
2 (12/4/16 vs. Car.)

Receptions:
3 (five times, last: 11/20/16 vs. Phi.)

Receiving yards:
46 (11/22/15 vs. S.F.)

Longest reception:
31 (11/11/18 at IND)

Receiving touchdowns:
1 (two times, last: 11/11/18 at IND)

POSTSEASON STATISTICS

YEAR	TEAM	GP/GS	NO	RUSHING				RECEIVING				
				YDS	AVG	LG	TD	NO	YDS	AVG	LG	TD
2016	SEA	2/2	38	195	5.13	32	1	1	1	1.0	1	0
Career totals:		3 yrs. 2/2	38	195	5.13	32	1	1	1	1.0	1	0

2018 GAME-BY-GAME STATISTICS

DATE	OPP	NO	YDS	AVG	LG	TD	RECEIVING			
							NO	YDS	AVG	LG
09/23	at Carolina						INACTIVE			
09/30	at Atlanta						INACTIVE			
10/07	vs. Miami	0	0	0.0	0	0	0	0.0	0	0
10/14	vs. Pittsburgh						INACTIVE			
2018 totals:		0	0	0.0	0	0	0	0.0	0	0

2017 GAME-BY-GAME STATISTICS

DATE	OPP	NO	YDS	AVG	LG	TD	RECEIVING				
							NO	YDS	AVG	LG	TD
09/10	at Green Bay						INACTIVE				
09/17	vs. San Francisco	5	4	0.8	7	0	0	0.0	0	0	
09/24	at Tennessee	0	0	0.0	0	0	0	0.0	0	0	
10/1	vs. Indianapolis						INACTIVE				
10/08	at LAR	8	20	2.5	7	0	2	15	7.5	14	0
10/15	BYE WEEK						INACTIVE				
10/22	at N.Y. Giants	11	36	3.3	9	0	1	16	16.0	16	0
10/29	vs. Houston	6	-1	-0.2	3	0	0	0	0.0	0	0
11/5	vs. Washington	9	39	4.3	11	0	2	31	15.5	22	0
11/9	at Arizona	10	27	2.7	23	0	2	12	6.0	7	0
11/20	vs. Atlanta						INACTIVE				
11/26	at San Francisco	0	0	0.0	0	0	0	0	0.0	0	0
12/3	vs. Seattle	1	4	4.0	4	0	0	0	0.0	0	0
12/10	at Jacksonville	0	0	0.0	0	0	0	0	0.0	0	0
12/17	vs. LAR						INACTIVE				
12/24	at Dallas	5	20	4.0	15	0	0	0	0.0	0	0
12/31	vs. Arizona	3	8	2.67	5	0	2	20	10.0	12	0
2017 totals:		58	157	2.71	23	0	9	94	10.4	22	0

#34 THOMAS RAWLS

2016 GAME-BY-GAME STATISTICS

DATE	OPP	RUSHING					RECEIVING				
		NO	YDS	AVG	LG	TD	NO	YDS	AVG	LG	TD
09/11	vs. Miami	12	32	2.67	8	0	3	26	8.7	11	0
09/18	at L.A. Rams	7	-7	-1.0	4	0	3	15	5.0	11	0
09/25	vs. San Francisco	0	0	0.0	0	0	0	0	0.0	0	0
10/2	at N.Y. Jets	INACTIVE									
10/9	BYE WEEK	INACTIVE									
10/16	vs. Atlanta	INACTIVE									
10/23	at Arizona	INACTIVE									
10/30	at New Orleans	INACTIVE									
11/7	vs. Buffalo	INACTIVE									
11/13	at New England	INACTIVE									
11/20	vs. Philadelphia	14	57	4.1	18	0	3	31	10.3	20	0
11/27	at Tampa Bay	12	38	3.2	8	0	0	0	0.0	0	0
12/4	vs. Carolina	15	106	7.1	45	2	1	12	12.0	12	0
12/11	at Green Bay	12	67	5.6	15	0	1	7	7.0	7	0
12/15	vs. L.A. Rams	21	34	1.6	12	0	2	5	2.5	6	0
12/24	vs. Arizona	8	8	1.0	4	0	0	0	0.0	0	0
1/1	at San Francisco	8	14	1.8	7	1	0	0	0.0	0	0
2016 totals:		109	349	3.20	45	3	13	96	7.4	20	0

2015 GAME-BY-GAME STATISTICS

DATE	OPP	RUSHING					RECEIVING				
		NO	YDS	AVG	LG	TD	NO	YDS	AVG	LG	TD
09/13	at St. Louis	2	5	2.5	4	0	0	0	0.0	0	0
09/20	at Green Bay	0	0	0.0	0	0	0	0	0.0	0	0
09/27	vs. Chicago	16	104	6.50	21	0	0	0	0.0	0	0
10/5	vs. Detroit	17	48	2.82	10	0	1	-1	-1.0	-1	0
10/11	at Cincinnati	23	169	7.35	69	1	0	0	0.0	0	0
10/18	vs. Carolina	1	8	8.00	8	0	0	0	0.0	0	0
10/22	at S.F.	INACTIVE									
11/1	at Dallas	4	10	2.50	7	0	0	0	0.0	0	0
11/8	BYE WEEK	INACTIVE									
11/15	vs. Arizona	2	19	9.50	13	0	0	0	0.0	0	0
11/22	vs. S.F.	30	209	6.97	30	1	3	46	15.3	31	1
11/29	vs. Pittsburgh	21	81	3.86	17	1	0	0	0.0	0	0
12/6	at Minnesota	19	101	5.32	20	1	3	22	7.3	9	0
12/13	at Baltimore	6	44	7.33	16	0	0	0	0.0	0	0
12/20	vs. Cleveland	INACTIVE									
12/27	vs. St. Louis	INACTIVE									
1/3	at Arizona	INACTIVE									
2016 totals:		147	830	5.65	69	4	9	76	8.4	31	1



38



C.J. REAVIS

CORNERBACK
6-0 | 198 LBS | 11-27-95
MARSHALL
CHESTER, VIRGINIA
ACQ: FREE AGENT 2018
EXP: 2ND YEAR



TRANSACTIONS

Originally signed by Jacksonville as an undrafted rookie on 5/11/18 ... Waived by Jacksonville on 9/1/18 ... Signed by Jacksonville to the practice squad on 9/2/18 ... Promoted to the active roster on 11/27/18

PRO (GAMES PLAYED/STARTED - 4/0)

Spent the first 12 weeks of the season on the team's practice squad before being promoted to the 53-man roster prior to Week 13 ... Made his NFL debut in Week 13 vs. Indianapolis, making a tackle on special teams

2018 (w/ JAX - 4/0)

Spent the first 12 weeks of the season on the team's practice squad before being activated to the 53-man roster ... Appeared in four games, seeing time mainly on special teams

- **12/2 vs. IND:** Made his NFL debut in Week 13 and recorded one special teams tackle

COLLEGE (AT MARSHALL, 2016-17)

- Played two seasons at Marshall where he tallied 123 tackles (42 solo), 5.0 tackles for loss and five pass defenses in 21 games played
- Ranked fifth on the team in tackles in his senior year with 69
- Prior to transferring to Marshall, Reavis attended Virginia Tech (2014) and Eastern Mississippi Community College (2015)

PERSONAL

- Attended Thomas Dale (Chesterfield County, Va.) High School
- Full name is Cary Sidney Reavis II
- Featured on 'Last Chance U,' the Netflix series that documents the East Mississippi Community College football team


REGULAR SEASON STATISTICS

YEAR	TEAM	GP/GS	TKL	SOLO	ASST	SACKS	FF	FR	PD	INT
2018	JAX	4/0	0	0	0	0.0	0	0	0	0
NFL totals: 1 yr.		4/0	0	0	0	0.0	0	0	0	0

2018 GAME-BY-GAME STATISTICS

DATE	OPP	TKL	SOLO	ASST	SACKS	FF	FR	PD	INT
09/09	at N.Y. Giants								
09/16	vs. New England				Practice Squad				
09/23	vs. Tennessee				Practice Squad				
09/30	vs. N.Y. Jets				Practice Squad				
10/07	at Kansas City				Practice Squad				
10/14	at Dallas				Practice Squad				
10/21	vs. Houston				Practice Squad				
10/28	vs. Philadelphia				Practice Squad				
	BYE WEEK								
11/11	at Indianapolis				Practice Squad				
11/18	vs. Pittsburgh				Practice Squad				
11/25	at Buffalo				Practice Squad				
12/02	vs. Indianapolis	0	0	0	0	0	0	0	0
12/06	at Tennessee				INACTIVE				
12/16	vs. Washington	0	0	0	0	0	0	0	0
12/23	at Miami	0	0	0	0	0	0	0	0
12/30	at Houston	0	0	0	0	0	0	0	0
2018 totals:		0	0	0	0.0	0	0	0	0

76



WILL RICHARDSON JR.



OFFENSIVE LINEMAN
6-6 | 306 LBS | 1-4-1996
NORTH CAROLINA STATE
BURLINGTON, NORTH CAROLINA
ACQ: DRAFTED IN THE FOURTH ROUND (129TH)
EXP: 2ND YEAR

TRANSACTIONS

Originally drafted by Jacksonville in the fourth round (129th overall) of the 2018 NFL Draft ... Placed on injured/reserve on 10/20/18

PRO (GAMES PLAYED - 0/0)

Second-year OL whose rookie season was cut short due to injury

2018 (w/ JAX - 0/0)

Inactive for the first five games of the season, before being active in Week 6 but not playing ... Placed on injured reserve on 10/20

COLLEGE (AT NORTH CAROLINA STATE, 2014-17)

- Appeared in 34 games with 32 starts at tackle for the Wolfpack
- Started all 11 games and was named Second-Team All-ACC by the league and the Atlantic Coast Sports Media Association in 2017 and was part of an offensive line that ranked second in the Power 5 in sacks allowed
- Did not allow a sack during his senior season in 2017

PERSONAL

- Attended Cummings High School (Burlington, N.C.), where he was a two-time Burlington Times-News All-Region Selection
- Special talents includes beat boxing

74



CAM ROBINSON

OFFENSIVE LINEMAN

6-6 | 320 LBS | 10-09-1995

ALABAMA

WEST MONROE, LOUISIANA

ACQ: SECOND ROUND OF 2017 DRAFT (34TH)

EXP: 3RD YEAR



TRANSACTIONS

Drafted by Jacksonville in the second round (34th overall) of the 2017 draft on choice obtained from Seattle for Jaguars' second-round (35th) and sixth-round (187th overall) picks ... Placed on injured/reserve on 9/17/18

PRO (GAMES PLAYED/STARTED - 17/17, 3/3)

- Third-year LT who started 15 of the team's 16 regular season games as a rookie and all three postseason games as a rookie in 2017
- Started in the team's first two games in 2018 before suffering a season-ending knee injury

2018 (w/ JAX - 2/2)

Started in the first two games of the season before having his 2018 campaign end early due to injury (knee)

- **9/9 at NYG:** Started at LT and helped the team rush for 137 yards
- **9/16 vs. N.E.:** Started at LT, but left the game in the first quarter and did not return (knee)

2017 (w/ JAX - 15/15, 3/3)

Part of an offensive line that helped the team lead the league in rushing for the first time in franchise history and allow a franchise history low 24 sacks

- **9/10 at HOU:** Made his NFL debut and started at LT and helped pave the way for the team to rush for 155 yards ... Did not allow a sack
- **9/24 vs. BAL:** Started at LT and helped the team rush for 166 yards and did not allow a sack
- **10/1 at NYJ:** Started at LT and helped the team rush for 175 yards
- **10/8 at PIT:** Started at LT and helped the team rush for 231 yards
- **10/15 vs LAR:** Started at LT and helped the team rush for 169 yards
- **11/5 vs. CIN:** Started at LT helped the team rush for 149 yards ... Part of a unit that did not allow a sack for the third time this season
- **11/12 vs. LAC:** Started at LT and helped the team rush for 135 yards
- **11/19 at CLE:** Started at LT and helped the team rush for 139 yards
- **12/10 vs. SEA:** Started at LT and helped the team rush for 156 yards and did not allow a sack
- **12/17 vs. HOU:** Started at LT and helped the team rush for 138 yards
- **1/14 at PIT:** Started at LT and helped the team rush for 164 yards and did not allow a sack


COLLEGE (AT ALABAMA, 2014-16)

- Started all 43 games at LT during his three seasons
- Paved the way for 28 100-yard rushing performances
- Unanimous All-American Outland Trophy winner, given annually to the nation's top interior lineman on offense or defense and in 2015
- Named to the All-SEC first team by both the conference coaches and the Associated Press Named to the All-SEC first team by both the conference coaches and the Associated Press as a sophomore
- Earned freshman All-American honors by Sporting News and the Football Writers Association of America

PERSONAL

- Played at West Monroe (Louisiana) High School for Head Coach **Jerry Arledge**
- Parade Magazine All-American
- First-team All-USA selection by the USA Today
- Rated as the No. 2 player in the nation by Scout.com
- ESPN rated him the No. 1 offensive tackle, No. 2 player in the state and No. 2 prospect in the ESPN 300

47



JAKE RYAN

LINEBACKER
6-2 | 240 LBS | 2-27-1992
MICHIGAN
FAIRVIEW, OHIO
ACQ: UNRESTRICTED FREE AGENT 2019
EXP: 5TH YEAR



TRANSACTIONS

Originally drafted by Green Bay in the fourth round (129th overall) of the 2015 NFL draft ... Placed on reserve/injured by Green Bay on 9/1/18 ... Signed by Jacksonville as an unrestricted free agent on 3/19/19

PRO (GAMES PLAYED/STARTED - 43/27, 5/5)

Fifth-year veteran has totaled 206 career tackles in 43 career games

2018 (w/ G.B. - 0/0)

Spent the season on the team's reserve/injured list after sustaining a knee injury during training camp

2017 (w/ G.B. - 15/12)

Appeared in a career-high 15 games with 12 starts and totaled 79 tackles (50 solo), including his first career sack

- **12/3 vs. T.B.:** Registered his first career sack
- **12/23 vs. MIN:** Matched his career-high with 11 tackles

2016 (w/ G.B. - 14/10, 3/3)

Appeared in 14 games with 10 starts and totaled a career-high 81 tackles (56 solo) ... Started all three postseason games and made 20 tackles and three passes defended

- **11/6 vs. IND:** Posted a regular season-high 11 tackles
- **1/8 vs. NYG:** Posted 12 tackles in the team's postseason victory

2015 (w/ G.B. - 14/5, 2/2)

Appeared in 14 games and made five starts during his rookie season ... Posted double-digit tackles twice ... Started both of the team's postseason games

- **9/13 at CHI:** Made his NFL debut and posted one special teams tackle
- **11/8 at CHI:** Matched his season-high with 10 tackles
- **12/3 at CHI:** Tied his season-high with 10 tackles
- **1/10 at WAS:** Posted five tackles in his postseason debut

COLLEGE (AT MICHIGAN, 2010-14)

- Appeared in 46 career games, totaling 267 tackles, 45.5 tackles for loss, 9.5 sacks, seven forced fumbles and one INT
- Redshirted during his freshman year in 2010
- Started 11 of 13 games as a redshirt freshman in 2011 and earned Big Ten All-Freshman team honors
- In 2012, Changed his number from 90 to 47 to honor Bennie Oosterbaan, whose retired number was placed back into circulation
- Sustained a knee injury in 2013 and missed half the season before returning on 10/12 vs. Penn State
- Moved to MLB prior to his senior season and was named a first-team All-Big Ten selection
- Won The Roger Zatkoff Award in 2014, 2013 and 2012, given annually to Michigan's top LB

PERSONAL

- Participated in the Ohio North-South All-Star game after playing at St. Ignatius H.S. in Cleveland, Ohio
- Won the Ohio High School Athletic Association (OHSAA) championship as a junior
- Grew two inches and added 20 pounds prior to his senior year of high school

REGULAR SEASON STATISTICS

YEAR	TEAM	GP/GS	TKL	SOLO	ASST	SACKS	FF	FR	PD	TFL
2015	G.B.	14/5	46	31	15	0.0	0	1	0	3
2016	G.B.	14/10	81	56	25	0.0	0	0	3	7
2017	G.B.	15/12	79	50	29	1.0	1	1	0	4
2018	G.B.	0/0								
INJURED RESERVE										
NFL totals: 4 yrs.		43/27	206	137	69	1.0	1	2	3	14

Additional statistics: seven special teams tackles

Single Game Career Highs

Tackles: 11 (two times, last: 12/23/17 vs. MIN) **Sacks:** 1.0 (12/3/17 vs. T.B.)

Forced fumbles: 1 (11/6/17 vs. DET) **Fumble recoveries:** 1 (two times; last: 9/28/17 vs. CHI)

POSTSEASON CAREER STATISTICS

YEAR	TEAM	GP/GS	TKL	SOLO	ASST	SACKS	FF	FR	PD	TFL
2015	G.B.	2/2	11	7	4	0.0	0	0	0	1
2016	G.B.	3/3	20	15	5	0.0	0	0	3	1
NFL totals: 4 yrs.		5/5	31	22	9	0.0	0	0	3	2

2017 GAME-BY-GAME STATISTICS

DATE	OPP	TKL	SOLO	ASST	SACKS	FF	FR	PD	TFL
09/10	vs. Seattle	2	1	1	0.0	0	0	0	1
09/17	at Atlanta	4	1	3	0.0	0	0	0	0
09/24	vs. Cincinnati								
Inactive									
09/28	vs. Chicago	5	2	3	0.0	0	1	0	0
10/08	at Dallas	7	5	2	0.0	0	0	0	0
10/15	at Minnesota	7	2	5	0.0	0	0	0	0
10/22	vs. New Orleans	1	0	1	0.0	0	0	0	0
BYE WEEK									
11/06	vs. Detroit	3	2	0	0.0	1	0	0	0
11/12	at Chicago	3	3	0	0.0	0	0	0	1
11/19	vs. Baltimore	7	7	0	0.0	0	0	0	1
11/26	at Pittsburgh	8	2	5	0.0	0	0	0	0
12/03	vs. Tampa Bay	10	4	5	1.0	0	0	0	1
12/10	at Cleveland	6	4	2	0.0	0	0	0	0
12/17	at Carolina	0	0	0	0.0	0	0	0	0
12/23	vs. Minnesota	11	5	1	0.0	0	0	0	0
12/31	at Detroit	5	3	1	0.0	0	0	0	0
2017 totals:		79	41	29	1.0	1	1	0	4

Additional statistics: two special teams tackles

#47 JAKE RYAN

2016 GAME-BY-GAME STATISTICS

DATE	OPP	TKL	SOLO	ASST	SACKS	FF	FR	PD	TFL
09/11	at Jacksonville	7	6	1	0.0	0	0	1	0
09/18	at Minnesota	6	3	3	0.0	0	0	1	1
09/25	vs. Detroit	9	6	3	0.0	0	0	0	2
BYE WEEK									
10/09	vs. N.Y. Giants	7	4	3	0.0	0	0	0	1
10/16	vs. Dallas	5	1	3	0.0	0	0	0	0
10/20	vs. Chicago	4	1	1	0.0	0	0	0	0
10/30	at Atlanta	9	6	3	0.0	0	0	0	1
11/06	vs. Indianapolis	11	8	1	0.0	0	0	1	1
11/13	at Tennessee	0	0	0	0.0	0	0	0	0
11/20	at Washington	INACTIVE							
11/28	at Philadelphia	INACTIVE							
12/04	vs. Houston	4	2	1	0.0	0	0	0	1
12/11	vs. Seattle	1	0	1	0.0	0	0	0	0
12/18	at Chicago	7	6	1	0.0	0	0	0	0
12/24	vs. Minnesota	6	3	2	0.0	0	0	0	0
01/01	at Detroit	5	3	2	0.0	0	0	0	0
2016 totals:		81	49	25	0.0	0	0	3	7

Additional statistics: one special teams tackle

DATE	OPP	TKL	SOLO	ASST	SACKS	FF	FR	PD	TFL
01/08	vs. N.Y. Giants	12	9	3	0.0	0	0	3	0
01/15	at Dallas	4	3	1	0.0	0	0	0	0
01/22	at Atlanta	4	2	1	0.0	0	0	0	1
Postseason totals:		20	14	5	0.0	0	0	3	1

2015 GAME-BY-GAME STATISTICS

DATE	OPP	TKL	SOLO	ASST	SACKS	FF	FR	PD	TFL
09/13	at Chicago	0	0	0	0.0	0	0	0	0
09/20	vs. Seattle	0	0	0	0.0	0	0	0	0
09/28	vs. Kansas City	0	0	0	0.0	0	0	0	0
10/04	at San Francisco	INACTIVE							
10/11	vs. St. Louis	INACTIVE							
10/18	vs. San Diego	0	0	0	0.0	0	0	0	0
BYE WEEK									
11/01	at Denver	1	1	0	0.0	0	0	0	0
11/08	at Carolina	10	6	4	0.0	0	0	0	1
11/15	vs. Detroit	10	6	4	0.0	0	1	0	1
11/22	at Minnesota	0	0	0	0.0	0	0	0	0
11/26	vs. Chicago	0	0	0	0.0	0	0	0	0
12/03	at Detroit	0	0	0	0.0	0	0	0	0
12/13	vs. Dallas	6	4	2	0.0	0	0	0	0
12/20	at Oakland	7	7	0	0.0	0	0	0	0
12/27	at Arizona	5	2	3	0.0	0	0	0	0
01/03	vs. Minnesota	7	4	2	0.0	0	0	0	1
2015 totals:		46	30	15	0.0	0	1	0	3

Additional statistics: Four special teams tackles

DATE	OPP	TKL	SOLO	ASST	SACKS	FF	FR	PD	TFL
01/10	at Washington	5	2	3	0.0	0	0	0	1
01/16	at Arizona	6	5	1	0.0	0	0	0	0
Postseason totals:		11	7	4	0.0	0	0	0	1



69



TYLER SHATLEY

OFFENSIVE LINEMAN
6-3 | 310 LBS | 5-5-1991
CLEMSON
ICARD, NORTH CAROLINA
ACQ: ROOKIE FREE AGENT 2014
EXP: 6TH YEAR



TRANSACTIONS

Originally signed by Jacksonville as an undrafted rookie on 5/12/14 ... Resigned with Jacksonville on 3/29/19

PRO (GAMES PLAYED/STARTED - 62/15, 3/0)

- Enters his sixth season with the club, appearing in 62 games and making 15 starts during that time
- Was one of three undrafted rookies to make the opening day roster in 2014

2018 (w/ JAX - 15/6)

Stepped in as the starting center after OL **Brandon Linder** was placed on injured/reserve prior to Week 11

- **11/11 at IND:** Saw action at C in relief of **Brandon Linder** beginning in the third quarter and did not allow a sack while playing 38 offensive plays
- **11/18 vs. PIT:** Started at C and helped the team rush for 179 yards after taking over for C **Brandon Linder** (knee)
- **11/25 at BUF:** Started at C and helped the team rush for 226 yards

2017 (w/ JAX - 16/4, 3/0)

Part of an offensive line that helped the team lead the league in rushing for the first time in franchise history and allow a franchise history low 24 sacks

- **11/5 vs. CIN:** Started at C helped the team rush for 149 yards ... Part of a unit that did not allow a sack for the third time this season
- **11/12 vs. LAC:** Saw extensive action at LG and helped the team rush for 135 yards and served as the team's long snapper on FGs after LS **Matt Overton** exited the game with a shoulder injury ... Snapped for the game-tying and game-winning FGs

2016 (w/ JAX - 16/4)

Made two starts at C and two at LG while seeing action in all 16 games

- **9/25 vs. BAL:** Started at center and played in all 66 offensive snaps
- **1/1 at IND:** Started at LG, helping the team rush for 182 yards

2015 (w/ JAX - 13/0)

Saw action in 13 games, primarily on special teams

2014 (w/ JAX - 1/0)

Earned spot on opening day roster after joining club as a rookie free agent ... Was inactive for 15 games

- **11/9 vs. DAL:** Made NFL debut and played RG for the entire second half

COLLEGE (AT CLEMSON 2009-13)


- Began his career as a fullback for the Tigers, before moving to the defensive line in 2010 and the offensive line in the spring of 2012
- Played in 51 games with 27 starts
- Started 25 games on offense over his final two seasons and registered 60 knockdowns on 1,776 snaps
- As a senior in 2013, was a team captain and earned third-team All-ACC honors
- As a junior in 2013, named a Strength & Conditioning All-American by the NSCA
- Graduated with a degree in civil engineering

PERSONAL

- Attended East Burke (Icard, N.C.) High School where he was the No. 3 rated FB in the nation by Tom Lemming
- Did not play on the offensive line in HS
- As a FB, had 2,000 rushing yards and 31 TDs in his junior and senior seasons
- Also served as the team's punter and averaged 40.7 yards per punt
- Full name is Christian Tyler Shatley
- Twitter handle is @tyler_shatley



94



DAWUANE SMOOT

DEFENSIVE END
6-3 | 264 LBS | 11-5-1997
ILLINOIS
GROVEPORT, OHIO
ACQ: THIRD ROUND OF 2017 DRAFT (68TH)
EXP: 3RD YEAR



TRANSACTIONS

Originally drafted by Jacksonville in the third round (68th overall) in the 2017 draft

PRO (GAMES PLAYED/STARTED - 24/0, 3/0)

Second-year DE who has played in 24 career games for Jacksonville

2018 (w/ JAX - 8 /0)

- **11/11 at IND:** Made his season debut and recorded one tackle
- **12/2 vs. IND:** Saw action at DL, posting two tackles (one solo) and two QB hurries
- **12/16 vs. WAS:** Recorded one tackle for loss

2017 (w/ JAX - 16/0, 3/0)

- **9/10 at HOU:** Made his NFL debut and recorded one solo tackle
- **9/24 vs. BAL:** Saw action at DE and recorded two solo tackles
- **10/8 at PIT:** Recorded two tackles (one solo) and one tackle for a loss
- **11/19 at CLE:** Recorded two tackles (one solo) and assisted on one special teams tackle
- **11/26 at ARI:** Recorded two solo tackles and also recorded two solo special teams tackles
- **12/24 at S.F.:** Recorded two tackles (one solo)

COLLEGE ((AT ILLINOIS, 2013-16)

- Finished his career with 24 straight starts
- Tied for sixth in Illinois history with 38.5 tackles for a loss and eighth with 16.5 career sacks
- Named team captain as a senior, starting all 12 games at defensive tackle and totaled 56 tackles, 15 for a loss, 5.0 sacks, 10 QB pressures, one pass defended and two forced fumbles
- Recorded 8.0 sacks in his junior year

PERSONAL

- Goes by "D.J"
- Attended Groveport Madison (Ohio) High School
- In his final two seasons, totaled 204 tackles, 24.0 sacks, five forced fumbles, one fumble recovery and four passes defended
- Has his own personal YouTube channel, 'Smoot TV', that is being used to chronicle his NFL journey on and off the field
- Earned defensive MVP at Madison his junior and senior years

REGULAR SEASON STATISTICS

YEAR	TEAM	GP/GS	TKL	SOLO	ASST	SACKS	FF	FR	PD	TFL
2017	JAX	16/0	15	11	4	0.0	0	0	0	2
2018	JAX	8/0	4	3	1	0.0	0	0	0	0
NFL totals: 2 yrs.		24/0	19	14	5	0.0	0	0	0	2

POSTSEASON CAREER STATISTICS

YEAR	TEAM	GP/GS	TKL	SOLO	ASST	SACKS	FF	FR	PD	TFL
2017	JAX	3/0	0	0	0	0.0	0	0	0	0
NFL totals: 2 yrs.		3/0	0	0	0	0.0	0	0	0	0


2018 GAME-BY-GAME STATISTICS

DATE	OPP	TKL	SOLO	ASST	SACKS	FF	FR	PD	TFL	
09/09	at N.Y. Giants				INACTIVE					
09/16	vs. New England				INACTIVE					
09/23	vs. Tennessee				INACTIVE					
09/30	vs. N.Y. Jets				INACTIVE					
10/07	at Kansas City				INACTIVE					
10/14	at Dallas				INACTIVE					
10/21	vs. Houston				INACTIVE					
10/28	vs. Philadelphia				INACTIVE					
BYE WEEK										
11/11	at Indianapolis	1	1	0	0.0	0	0	0	0	
11/18	vs. Pittsburgh	0	0	0	0.0	0	0	0	0	
11/25	at Buffalo	0	0	0	0.0	0	0	0	0	
12/02	vs. Indianapolis	2	1	1	0.0	0	0	0	0	
12/06	at Tennessee	0	0	0	0.0	0	0	0	0	
12/16	vs. Washington	1	1	0	0.0	0	0	0	0	
12/23	at Miami	0	0	0	0.0	0	0	0	0	
12/30	at Houston	0	0	0	0.0	0	0	0	0	
2018 totals:		4	3	1	0.0	0	0	0	0	

2017 GAME-BY-GAME STATISTICS

DATE	OPP	TKL	SOLO	ASST	SACKS	FF	FR	PD	TFL	
09/10	at Houston	1	1	0	0.0	0	0	0	0	
09/17	vs. Tennessee	0	0	0	0.0	0	0	0	0	
09/24	vs. Baltimore	2	2	0	0.0	0	0	0	0	
10/01	at New York Jets	0	0	0	0.0	0	0	0	0	
10/08	at Pittsburgh	2	1	1	0.0	0	0	0	1	
10/15	vs. LA Rams	1	1	0	0.0	0	0	0	0	
10/22	at Indianapolis	1	0	1	0.0	0	0	0	0	
BYE WEEK										
11/05	vs. Cincinnati	0	0	0	0.0	0	0	0	0	
11/12	vs. LA Chargers	0	0	0	0.0	0	0	0	0	
11/19	at Cleveland	2	1	1	0.0	0	0	0	0	
11/26	at Arizona	2	2	0	0.0	0	0	0	0	
12/03	vs. Indianapolis	0	0	0	0.0	0	0	0	0	
12/10	vs. Seattle	1	1	0	0.0	0	0	0	1	
12/17	vs. Houston	1	1	0	0.0	0	0	0	0	
12/24	at San Francisco	2	1	1	0.0	0	0	0	0	
12/31	at Tennessee	0	0	0	0.0	0	0	0	0	
2017 totals:		15	11	4	0.0	0	0	0	2	
01/07	vs. Buffalo	0	0	0	0.0	0	0	0	0	
01/14	at Pittsburgh	0	0	0	0.0	0	0	0	0	
01/21	at New England	0	0	0	0.0	0	0	0	0	
Postseason totals:		0	0	0	0.0	0	0	0	0	

87



GEOFF SWAIM

TIGHT END
6-4 | 260 LBS | 9-16-1993
TEXAS
CHICO, CALIFORNIA
ACQ: UNRESTRICTED FREE AGENT 2019
EXP: 5TH YEAR



TRANSACTIONS

Originally drafted by Dallas in the seventh round (246th overall) of the 2015 NFL Draft ... Signed with Jacksonville on 3/15/19

PRO (GAMES PLAYED/STARTED - 37/18)

Career totals include 35 receptions for 336 yards and one TD

2018 (w/ DAL - 9/9)

Played in nine games (all starts) and tallied a career-high 26 receptions for 242 yards and one TD prior to being placed on IR

- **9/30 vs. DET:** Caught three passes for 39 yards, including his first career TD
- **10/7 at HOU:** Totaled a career-high 55 receiving yards on three receptions (18.3)

2017 (w/ DAL - 15/2)

Played in a career-high 15 games - starting two - and finished with two catches for 25 yards while helping the club rush for 2,170 yards, its first back-to-back 2,000-yard rushing seasons since 1998-99

2016 (w/ DAL - 9/6)

Started six of the nine games he played, catching six passes for 69 yards before a pectoral injury landed him on IR

2015 (w/ DAL - 4/0)

Saw action in four games as a rookie

COLLEGE (AT TEXAS, 2013-14)

- Started all 13 games, spending most of his time helping block for a running game that rushed for 1,786 yards and seven TDs as a senior ... Totaled 13 catches for 84 yards
- Played at Butte College in Oroville, Calif. for two years prior to transferring to Texas

PERSONAL

- Earned all-selection and all-league honors as a senior linebacker at Pleasant

REGULAR SEASON STATISTICS

YEAR	TEAM	GP/GS	RECs	YDS	AVG.	LG	TD
2015	DAL	4/1	1	0	0.0	0	0
2016	DAL	9/6	6	69	11.5	28	0
2017	DAL	15/2	2	25	12.5	18	0
2018	DAL	4/1	26	242	9.3	43	1
NFL totals: 4 yrs.		37/18	35	336	9.6	43	1

Single Game Career Highs

Receptions:
5 (9/23/18 at Seattle)

Receiving yards:
55 (10/7/18 at Houston)

Longest reception:
43 (10/7/18 at Houston)

Receiving touchdowns:
1 (9/30/18 at Detroit)

2018 GAME-BY-GAME STATISTICS

DATE	OPP	RECs	YDS	AVG.	LG	TD
09/9	at Carolina	3	18	6.0	11	0
09/16	vs. NYG	0	0	0.0	0	0
09/23	at Seattle	5	47	9.4	20	0
09/30	vs. Detroit	3	39	13.0	31	1
10/7	at Houston	3	55	18.3	43	0
10/14	vs. Jacksonville	2	21	10.5	1	0
10/21	at Washington	3	25	8.3	17	0
10/28	BYE WEEK	1	6	6.0	6	0
11/5	vs. Tennessee			INACTIVE		
11/11	at Philadelphia	3	13	4.3	7	0
11/18	at Atlanta	4	24	6.0	12	0
2018 totals:		26	242	9.3	43	1

2017 GAME-BY-GAME STATISTICS

DATE	OPP	RECs	YDS	AVG.	LG	TD
09/10	vs. NYG	0	0	0.0	0	0
09/17	at Denver	0	0	0.0	0	0
09/25	at Arizona	0	0	0.0	0	0
10/1	vs. LAR	0	0	0.0	0	0
10/8	vs. Green Bay	0	0	0.0	0	0
10/15	BYE WEEK					
10/22	at San Francisco	1	7	7.0	7	0
10/29	at Washington	1	18	18.0	18	0
11/5	vs. Kansas City	0	0	0.0	0	0
11/12	at Atlanta			INACTIVE		
11/19	vs. Philadelphia	0	0	0.0	0	0
11/23	vs. LAC	0	0	0.0	0	0
11/30	vs. Washington	0	0	0.0	0	0
12/10	at NYG	0	0	0.0	0	0
12/17	at Oakland	0	0	0.0	0	0
12/24	vs. Seattle	0	0	0.0	0	0
12/31	at Philadelphia	0	0	0.0	0	0
2017 totals:		2	25	12.5	18	0


2016 GAME-BY-GAME STATISTICS

DATE	OPP	RECs	YDS	AVG.	LG	TD
09/11	vs. NYG	1	21	21.0	21	0
09/18	at Washington	2	29	14.5	28	0
09/25	vs. Chicago	0	0	0.0	0	0
10/2	at S.F.	0	0	0.0	0	0
10/9	vs. Cincinnati	0	0	0.0	0	0
10/16	at Green Bay	0	0	0.0	0	0
10/23	BYE WEEK					
10/30	vs. Philadelphia	1	8	8.0	8	0
11/6	at Cleveland	2	11	5.5	8	0
11/13	at Pittsburgh			INACTIVE		
2016 totals:		6	69	11.5	28	0

2015 GAME-BY-GAME STATISTICS

DATE	OPP	RECs	YDS	AVG.	LG	TD
09/13	vs. NYG			INACTIVE		
09/20	at Philadelphia	1	0	0.0	0	0
09/27	vs. Atlanta			INACTIVE		
10/4	at New Orleans			INACTIVE		
10/11	vs. New England	0	0	0.0	0	0
10/18	BYE WEEK					
10/25	at NYG			INACTIVE		
11/1	vs. Seattle			INACTIVE		
11/8	vs. Philadelphia			INACTIVE		
11/15	at Tampa Bay			INACTIVE		
11/22	at Miami			INACTIVE		
11/26	vs. Carolina			INACTIVE		
12/7	at Washington			INACTIVE		
12/13	at Green Bay			INACTIVE		
12/19	vs. NYJ			INACTIVE		
12/27	at Buffalo	0	0	0.0	0	0
1/3	vs. Washington	0	0	0.0	0	0
2015 totals:		1	0	0.0	0	0

70



BRANDON THOMAS

OFFENSIVE LINEMAN
6-3 | 317 LBS | 2-18-1991
CLEMSON
SPARTANBURG, SOUTH CAROLINA
ACQ: FREE AGENT 2018
EXP: 2ND YEAR



TRANSACTIONS

Originally drafted in the third round (100th overall) by San Francisco in the 2014 NFL Draft ... Traded to Detroit on 8/29/16 ... Waived by Detroit on 9/3/16 ... Signed to the practice squad by Detroit on 9/4/16 ... Waived on 9/3/17 ... Signed to the practice squad by Detroit ... Released from the practice squad on 10/14/17 ... Signed to the practice squad by Jacksonville on 10/23/17 ... Released by Jacksonville from the practice squad on 11/23/17 ... Signed to the practice squad on 11/27/17 ... Signed with Jacksonville on 1/22/18 ... Waived on 7/31/18 ... Signed to the practice squad by Jacksonville on 10/16/18 ... Promoted to the 53-man roster on 12/22/18

PRO (GAMES PLAYED/STARTED - 0/0)

Has spent time with San Francisco, Detroit and Jacksonville

2018 (w/ JAX - 0/0)

Spent the offseason with Jacksonville before being waived and later signed to the practice squad prior to Week 7 ... Promoted to the 53-man roster prior to Week 16

- 12/23 at MIA: Inactive
- 12/30 at HOU: Did not play

2017 (DET, JAX - ps)

Spent time on Detroit's and Jacksonville's practice squads

2016 (DET - ps)

Spent the season on Detroit's practice squad

2015 (SF - 0/0)

Did not play

2014 (SF - 0/0)

Placed on injured/reserve to start the season

COLLEGE (AT CLEMSON 2009-13)

- Had 98 knockdowns in 2,765 snaps over 49 games (36 starts) in his career
- Two-time All-ACC selection

PERSONAL

- Attended Dorman (Spartanburg, S.C.) High School
- Member of the All-America 250 by PrepStar

72



JOSH WELLS

OFFENSIVE LINEMAN
6-6 | 306 LBS | 2-14-1991
JAMES MADISON
MECHANICSVILLE, VIRGINIA
ACQ: ROOKIE FREE AGENT 2014
EXP: 6TH YEAR



TRANSACTIONS

Originally signed by Jacksonville as an undrafted rookie on 5/14/14 ... Placed on injured reserve on 9/4/16 ... Activated to 53-man roster on 11/21/16 ... Placed on injured/reserve on 10/11/18 ... Activated off of injured/reserve on 12/14/18 ... Placed on injured reserve on 12/28/18

PRO (GAMES PLAYED/STARTED - 39/8, 3/0)

Sixth-year OL has contributed on special teams, LT, LG and RT

2018 (w/ JAX - 7/5)

- **9/16 vs. N.E.:** Relieved LT **Cam Robinson** after he went down in the first quarter with a knee injury and played the rest of the game at LT and was part of the unit that did not allow a sack on QB **Blake Bortles**
- **9/30 vs. NYJ:** Started at LT and helped the team rush for 126 yards
- **12/16 vs. WAS:** Started at RT and helped the team rush for 172 yards

2017 (w/ JAX - 15/3, 3/0)

- **10/22 at IND:** Stepped in at LT for **Cam Robinson** (ankle) in the first quarter and played the remainder of the game and helped the team rush for 188 yards
- **11/12 vs. LAC:** Started at RT and helped the team rush for 135 yards
- **11/19 at CLE:** Started at RT and helped the team rush for 139 yards

2016 (w/ JAX - 5/0)

Spent the first 11 weeks on the team's injured reserve list (thumb) before being activated to the 53-man roster prior Week 12

- **11/27 at BUF:** Made his 2016 debut on special teams

2015 (w/ JAX - IR)

Placed on injured reserve on August 28 with a thumb injury

2014 (w/ JAX - 12/0)

One of three undrafted rookies to make opening day roster (**Tyler Shatley, Allen Hurns**) ... Played in 12 games as a rookie, primarily on special teams

- **9/21 at IND:** Made NFL debut on special teams


COLLEGE (AT JAMES MADISON, 2009-13)

- Four-year letterman
- Started all 12 games as a senior in 2013 while serving as a team captain
- Two-time second-team All-CAA selection
- Saw action at TE and DL to fill-in for injury
- Majored in sports management

PERSONAL

- Four-year letterman at QB for Hanover (Mechanicsville, Va.) High School, where he threw for more than 4,000 yards and 28 TDs while rushing for 900 yards and five TDs
- First-team All-Capital District selection as a senior
- Two-year team captain
- He and his wife, Morgan, have one daughter, Wraylyn
- Twitter handle is @J_Wells72

12



DEDE WESTBROOK

WIDE RECEIVER
6-0 | 178 LBS | 11-21-1993
OKLAHOMA
CAMERON, TEXAS
ACQ: FOURTH ROUND OF 2017 DRAFT (110TH)
EXP: 3RD YEAR



TRANSACTIONS

Drafted by Jacksonville in the fourth round (110th overall) of the 2017 draft ... Placed on injured/reserve on 9/8/17 ... Activated to the 53-man roster on 11/18/17

PRO (GAMES PLAYED/STARTED - 53/34, 5/2)

- Career totals include 104 receptions for 1,238 yards and six TDs
- Played in the postseason in three of his four seasons in the NFL

2018 (w/ JAX - 16/9)

Led the team with 66 receptions for 717 receiving yards and five receiving TDs ... Returned 19 punts for 266 yards (14.0 avg.), including a long punt return of 74 yards, which he returned for a score against Washington

- **9/16 vs. N.E.:** Recorded four receptions for 82 yards, including a career-long 61-yard TD reception, which stretched the lead to 18 with 7:35 remaining in the game
- **9/30 vs. NYJ:** Started at WR and led the team in receiving with nine receptions for a career-high 130 yards (14.4 rec. avg.) and rushed once for 11 yards ... First 100-yard receiving performance of his career
- **12/16 vs. WAS:** Caught three passes for 21 yards and rushed once for 20 yards ... Returned three punts for 84 yards, including a 74-yard punt return for a TD, which is tied for the third-longest punt return TD in franchise history

2017 (w/ JAX - 7/5, 5/3)

Activated to the 53-man active roster prior to the team's Week 11 game at Cleveland ... Totaled 27 receptions for 339 yards and one TD in seven games

- **11/26 at ARI:** Led the team with six receptions for 41 yards
- **12/3 vs. IND:** Made his first career start at WR and recorded six receptions for 78 yards
- **12/10 vs. SEA:** Started at WR and recorded five receptions for 81 yards and his first career TD, an 18-yard catch in the third quarter

COLLEGE (AT OKLAHOMA, 2015-16)

- Finished career ranked fourth in school history with nine 100-yard receiving games, tied for sixth with 21 TD receptions, seventh with 2,267 career receiving yards and 12th with 126 career receptions, despite playing just two seasons
- One of five Heisman Trophy finalists (along with former OU teammate and current Cleveland QB **Baker Mayfield**) in 2016
- Won the Biletnikoff Award in 2016, given to the nation's most outstanding receiver, after he set the OU single-season record with 17 TDs
- Set the OU single-season record with 17 receiving TDs in 2016
- Led all Power 5 players in receiving yards (1,524) and receiving TDs per game (1.31) while ranking third in receiving yards per game (117.2)
- Named Big 12 Offensive Newcomer of the Year by league's coaches in 2015
- Started his collegiate career at Blinn Community College (Brenham, Texas), where he ranked second in the nation with 76 receptions and led junior college ranks with 1,487 yards and 13 TDs in eight games

PERSONAL

- Attended Cameron Yoe (Texas) High School
- Started his own clothing company, Go Crazy, which was inspired by his mother telling him to 'go crazy' in all of his life endeavors in order to be successful

REGULAR SEASON STATISTICS

YEAR	TEAM	GP/GS	RECs	YDS	AVG.	LG	TD
2017	JAX	7/5	27	339	12.6	29	1
2018	JAX	16/9	66	717	10.9	61t	5
NFL totals: 2 yrs.		23/14	93	1,056	11.4	61t	6

Additional statistics: 9 carries for 98 yards rushing

Single Game Career Highs

Receptions:
9 (9/30/18 vs. NYJ)

Receiving yards:
130 (9/30/18 vs. NYJ)

Longest reception:
61t (9/16/18 vs. N.E.)

Receiving touchdowns:
1 (six times, last: 12/16/18 at TEN)

POSTSEASON CAREER STATISTICS

YEAR	TEAM	GP/GS	RECs	YDS	AVG.	LG	TD
2017	JAX	3/3	7	85	12.1	29	0
NFL totals: 2 yrs.		3/3	7	85	12.1	29	0

2018 GAME-BY-GAME STATISTICS

DATE	OPP	RECs	YDS	AVG.	LG	TD
09/09	at N.Y. Giants	5	51	10.2	20	0
09/16	vs. New England	4	82	20.8	61t	1
09/23	vs. Tennessee	3	31	10.3	15	0
09/30	vs. N.Y. Jets	9	130	14.4	27	0
10/07	at Kansas City	3	55	18.3	30	0
10/14	at Dallas	3	38	12.7	34t	1
10/21	vs. Houston	4	17	4.3	6	0
10/28	vs. Philadelphia	2	31	15.5	20	1
BYE WEEK						
11/11	at Indianapolis	5	30	6.0	11	0
11/18	vs. Pittsburgh	2	19	9.5	14	0
11/25	at Buffalo	3	44	14.7	25	1
12/02	vs. Indianapolis	3	25	8.3	23	0
12/06	at Tennessee	7	88	12.6	23	1
12/16	vs. Washington	3	21	7.0	8	0
12/23	at Miami	7	45	6.4	22	0
12/30	at Houston	3	10	3.3	6	0
2018 totals:		66	717	10.9	61t	5

PUNT RETURNS

DATE	OPP	NO.	YDS	AVG.	LG	TD
09/09	at N.Y. Giants	0	0	0.0	-	0
09/16	vs. New England	0	0	0.0	-	0
09/23	vs. Tennessee	0	0	0.0	-	0
09/30	vs. N.Y. Jets	0	0	0.0	-	0
10/07	at Kansas City	0	0	0.0	-	0
10/14	at Dallas	1	6	6.0	6	0
10/21	vs. Houston	1	21	21.0	21	0
10/28	vs. Philadelphia	1	23	23.0	23	0
BYE WEEK						
11/11	at Indianapolis	1	1	1.0	1	0
11/18	vs. Pittsburgh	2	36	18.0	25	0
11/25	at Buffalo	2	33	16.5	21	0
12/02	vs. Indianapolis	0	0	0.0	-	0
12/06	at Tennessee	1	-1	-1.0	-1	0
12/16	vs. Washington	3	84	28.0	74t	1
12/23	at Miami	4	46	11.5	44	0
12/30	at Houston	3	17	5.7	17	0
2018 totals:		19	266	14.0	74t	1

2017 GAME-BY-GAME STATISTICS

DATE	OPP	RECs	YDS	AVG.	LG	TD
09/10	at Houston					Injured Reserve
09/17	vs. Tennessee					Injured Reserve
09/24	vs. Baltimore					Injured Reserve
10/01	at New York Jets					Injured Reserve
10/08	at Pittsburgh					Injured Reserve
10/15	vs. LA Rams					Injured Reserve
10/22	at Indianapolis					Injured Reserve
BYE WEEK						
11/05	vs. Cincinnati					Injured Reserve
11/12	vs. LA Chargers					Injured Reserve
11/19	at Cleveland	3	35	11.7	28	0
11/26	at Arizona	6	41	6.8	10	0
12/03	vs. Indianapolis	6	78	13.0	22	0
12/10	vs. Seattle	5	81	16.2	29	1
12/17	vs. Houston	2	21	10.5	14	0
12/24	at San Francisco	4	74	18.5	23	0
12/31	at Tennessee	1	9	9.0	9	0
2017 totals:		27	339	12.6	29	1
01/07	vs. Buffalo	5	48	9.6	20	0
01/14	at Pittsburgh	1	8	8.0	8	0
01/21	at New England	1	29	29.0	29	0
Postseason totals:		7	85	12.1	29	0

61



LEONARD WESTER

OFFENSIVE LINEMAN
6-6 | 305 LBS | 1-3-1993
MISSOURI WESTERN
MOUNT PLEASANT, IOWA
ACQ: FREE AGENT 2019
EXP: 4TH YEAR



TRANSACTIONS

Originally signed by Tampa Bay as an undrafted free agent on 5/2/16 ... Signed by Jacksonville on 4/4/19

PRO (GAMES PLAYED - 27/1)

Has played in 27 games with one start during a three-year stint in Tampa Bay

2018 (w/ TB - 16/1)

Played in all 16 games and made his first career start vs. Carolina on 12/2

2017 (w/ TB - 8/0)

Played in eight games and caught his first career TD pass after lining up as a "jumbo" tight end on 12/10 vs. Detroit

2016 (w/ TB - 3/0)

Played in three games during his rookie season after making his NFL debut against New Orleans on 12/11

COLLEGE (AT MISSOURI WESTERN, 2012-15)

- Started 30 of 40 games played at Missouri Western, where he was a four-time Mid-American Intercollegiate Athletic Association (MIAA) Academic Honor Roll selection, two-time MIAA Scholar Athlete award recipient and two-time honorable mention All-MIAA
- Started all 11 games as a senior (2015), helping block for an offense that led the MIAA in scoring (41.5 points per game)

PERSONAL

- Attended Mt. Pleasant Community (Iowa) High School, where he was named first-team all-district in 2010 and honorable mention all-district in 2009
- Son of Herb Wester
- Was heavily involved in the Tampa Bay community during his time with the Buccaneers, visiting military bases, hospitals and schools as part of philanthropic efforts

26



JARROD WILSON

SAFETY
6-2 | 210 LBS | 2-9-1994
MICHIGAN
AKRON, OHIO
ACQ: ROOKIE FREE AGENT 2016
EXP: 4TH YEAR



TRANSACTIONS

Originally signed by Jacksonville as an undrafted rookie on 5/1/16

PRO (GAMES PLAYED/STARTED - 47/2, 3/0)

• Fourth-year S has appeared in 47 games over three seasons

2018 (w/ JAX - 16/2)

Appeared in all 16 games for the second time in his career and recorded a career-high 16 tackles and one pass defended ... Added five special teams tackles

- **12/23 at MIA:** Made his first career start at SS and recorded three tackles
- **12/30 at HOU:** Started at SS and recorded six tackles, including one for a loss, and one pass defended

2017 (w/ JAX - 15/0, 3/0)

Saw action in 15 games and recorded eight special teams tackles

- **11/19 at CLE:** Saw action at S and on special teams, recovering one fumble in the third quarter on CLE S **Jabrill Peppers'** muffed punt
- **1/14 at PIT:** Recorded two passes defended in relief of S **Tashaun Gipson Sr.**, who left the game with a foot injury and did not return

2016 (w/ JAX - 16/0)

- **9/11 vs. GB:** Made his NFL and Jaguars debut and played 12 snaps on special teams

COLLEGE (AT MICHIGAN, 2012-15)

- Four-year letterman for the Wolverines
- Appeared in 48 games with 31 starts during his time in Ann Arbor
- Career totals include 169 tackles, four TFL, one forced fumble, one fumble recovery, four INTs and seven passes defended
- Named a 2015 All-Big Ten honorable mention
- As a senior in 2015, started all 13 games at safety
- As a junior in 2014, started 10 games at safety and totaled 50 tackles and one forced fumble
- Majored in general studies in the College of Literature, Science and the Arts

PERSONAL

- Attended Akron Buchtel (Ohio) High School where he played for former Michigan RB **Ricky Powers**
- Registered 71 tackles and three INTs, including one pick six, as a senior in 2011 en route to first-team All-State honors
- Also lettered in basketball
- His uncle, **Dave Young**, played at Purdue and for the Baltimore Colts

REGULAR SEASON STATISTICS

YEAR	TEAM	GP/GS	TKL	SOLO	ASST	SACKS	FF	FR	PD	INT
2016	JAX	16/0	2	2	0	0.0	0	0	0	0
2017	JAX	15/0	3	3	0	0.0	0	0	0	0
2018	JAX	16/2	16	14	2	0.0	1	0	1	0
NFL totals: 3 yrs.		47/2	16	14	2	0.0	1	0	1	0

Single Game Career Highs

Tackles:

6 (12/30/18 at HOU)

Forced fumbles:

1 (11/25/18 at BUF)

Fumble recoveries:

1 (11/19/17 at CLE)

POSTSEASON CAREER STATISTICS

YEAR	TEAM	GP/GS	TKL	SOLO	ASST	SACKS	FF	FR	PD	INT
2017	JAX	3/0	0	0	0	0.0	0	0	2	0
NFL totals: 3 yrs.		3/0	0	0	0	0.0	0	0	2	0

2018 GAME-BY-GAME STATISTICS

DATE	OPP	TKL	SOLO	ASST	SACKS	FF	FR	PD	TFL	INT
09/09	at N.Y. Giants	1	0	1	0.0	0	0	0	0	0
09/16	vs. New England	0	0	0	0.0	0	0	0	0	0
09/23	vs. Tennessee	0	0	0	0.0	0	0	0	0	0
09/30	vs. N.Y. Jets	0	0	0	0.0	0	0	0	0	0
10/07	at Kansas City	2	2	0	0.0	0	0	0	0	0
10/14	at Dallas	0	0	0	0.0	0	0	0	0	0
10/21	vs. Houston	0	0	0	0.0	0	0	0	0	0
10/28	vs. Philadelphia	0	0	0	0.0	0	0	0	0	0
BYE WEEK										
11/11	at Indianapolis	0	0	0	0.0	0	0	0	0	0
11/18	vs. Pittsburgh	0	0	0	0.0	0	0	0	0	0
11/25	at Buffalo	0	0	0	0.0	1	0	0	0	0
12/02	vs. Indianapolis	0	0	0	0.0	0	0	0	0	0
12/06	at Tennessee	0	0	0	0.0	0	0	0	0	0
12/16	vs. Washington	4	3	1	0.0	0	0	0	1	0
12/23	at Miami	3	3	0	0.0	0	0	0	0	0
12/30	at Houston	6	6	0	0.0	0	0	1	1	0
2018 totals:		16	14	2	0.0	1	0	1	2	0

#26 JARROD WILSON

2017 GAME-BY-GAME STATISTICS

DATE	OPP	TKL	SOLO	ASST	SACKS	FF	FR	PD	INT
09/10	at Houston	0	0	0	0.0	0	0	0	0
09/17	vs. Tennessee	0	0	0	0.0	0	0	0	0
09/24	vs. Baltimore	0	0	0	0.0	0	0	0	0
10/01	at New York Jets	0	0	0	0.0	0	0	0	0
10/08	at Pittsburgh	INACTIVE							
10/15	vs. LA Rams	0	0	0	0.0	0	0	0	0
10/22	at Indianapolis	1	1	0	0.0	0	0	0	0
BYE WEEK									
11/05	vs. Cincinnati	0	0	0	0.0	0	0	0	0
11/12	vs. LA Chargers	0	0	0	0.0	0	0	0	0
11/19	at Cleveland	0	0	0	0.0	0	0	0	0
11/26	at Arizona	0	0	0	0.0	0	0	0	0
12/03	vs. Indianapolis	0	0	0	0.0	0	0	0	0
12/10	vs. Seattle	0	0	0	0.0	0	0	0	0
12/17	vs. Houston	1	1	0	0.0	0	0	0	0
12/24	at San Francisco	0	0	0	0.0	0	0	0	0
12/31	at Tennessee	1	1	0	0.0	0	0	0	0
2017 totals:		3	3	0	0.0	0	0	0	0
01/07	vs. Buffalo	0	0	0	0.0	0	0	0	0
01/14	at Pittsburgh	0	0	0	0.0	0	0	2	0
01/21	at New England	0	0	0	0.0	0	0	0	0
Postseason totals:		0	0	0	0.0	0	0	2	0

2016 GAME-BY-GAME STATISTICS

DATE	OPP	TKL	SOLO	ASST	SACKS	FF	FR	PD	INT
09/11	vs. Green Bay	0	0	0	0.0	0	0	0	0
09/18	at San Diego	0	0	0	0.0	0	0	0	0
09/25	vs. Baltimore	0	0	0	0.0	0	0	0	0
10/02	vs. Indianapolis	0	0	0	0.0	0	0	0	0
BYE WEEK									
10/16	at Chicago	0	0	0	0.0	0	0	0	0
10/23	vs. Oakland	0	0	0	0.0	0	0	0	0
10/27	at Tennessee	0	0	0	0.0	0	0	0	0
11/06	at Kansas City	0	0	0	0.0	0	0	0	0
11/13	vs. Houston	1	1	0	0.0	0	0	0	0
11/20	at Detroit	0	0	0	0.0	0	0	0	0
11/27	at Buffalo	0	0	0	0.0	0	0	0	0
12/04	vs. Denver	0	0	0	0.0	0	0	0	0
12/11	vs. Minnesota	0	0	0	0.0	0	0	0	0
12/18	at Houston	1	1	0	0.0	0	0	0	0
12/24	vs. Tennessee	0	0	0	0.0	0	0	0	0
01/01	at Indianapolis	0	0	0	0.0	0	0	0	0
2016 totals:		2	2	0	0.0	0	0	0	0

53



RAMIK WILSON

LINEBACKER
6-2 | 237 LBS | 8-19-1992
GEORGIA
TAMPA, FLORIDA
ACQ: FREE AGENT 2019
EXP: 5TH YEAR



TRANSACTIONS

Originally drafted by Kansas City in the fourth round (118th overall) in the 2015 draft ... Waived on 9/4/16 ... Signed by Kansas City to the practice squad on 9/6/16 ... Promoted to the 53-man roster on 10/18/16 ... Signed by the Los Angeles Rams on 3/14/18 ... Signed by Jacksonville on 5/1/19

PRO (GAMES PLAYED/STARTED - 46/21, 5/1)

- Fifth-year LB is in his first season in Jacksonville after starting his career in Kansas City, where he played for three-plus seasons, before joining the Rams in 2018
- Has totaled 142 tackles, nine TFL, four fumble recoveries, forced one fumble and one INT

2018 (w/ LAR - 16/4, 3/0)

Played in all 16 games, including four starts at LB, and three postseason contests, including Super Bowl LII

- **9/23 vs. LAC:** Totaled nine tackles (six solo), one TFL and one pass defended
- **10/28 vs. G.B.:** Forced and recovered a fumble on special teams to secure the win
- **2/3 (SB LIII):** Appeared in 18 special teams plays

2017 (w/ K.C. - 8/4)

Played in eight games with four starts ... Totaled 15 tackles (14 solo) on the season with three TFL

- **12/31 at DEN:** Posted a season-high eight tackles (seven solo) ... Returned one fumble for 11 yards

2016 (w/ K.C. - 11/11, 1/1)

Competed on the team's practice squad before being promoted to the 53-man roster on 10/18 and proceeded to start the remaining 11 contests of the season ... Recorded 76 tackles (61 solo), three passes defended, one forced fumble and one fumble recovery

- **11/6 vs. JAX:** Recorded five tackles (four solo), posting one TFL and his first career INT
- **1/1 at S.D.:** Posted a career-best 13 tackles (11 solo), adding one TFL and one pass defended
- **1/15 vs. PIT (Divisional round):** Started at LB and recorded 15 tackles (eight solo) and added one TFL

2015 (w/ K.C. - 11/2, 1/0)

Totaled 20 tackles (13 solo) and recovered one fumble in 11 games of action

- **10/11 vs. CHI:** Earned first career start and tallied four tackles (two solo) and recovered one fumble

COLLEGE (AT GEORGIA, 2011-14)

- Played in 44 games (25 starts) during his career as a Bulldog
- Recorded 253 tackles (138 solo), including 6.0 sacks, 19 TFL, two forced fumbles, one fumble recovery and four pass defenses
- Majored in communication studies

PERSONAL

- Two-way starter at Thomas Jefferson (Tampa, Fla.) High School as an inside linebacker on defense, a tight end on offense and served as the team's punter
- Name is pronounced re-MEEK

REGULAR SEASON STATISTICS

YEAR	TEAM	GP/GS	TKL	SOLO	ASST	SACKS	FF	FR	PD	TFL	INT
2015	K.C.	11/2	20	13	7	0.0	0	1	0	0	0
2016	K.C.	11/11	76	61	15	0.0	1	2	3	3	1
2017	K.C.	8/4	15	14	1	0.0	0	1	0	3	0
2018	LAR	16/4	31	22	9	0.0	0	0	2	3	0
NFL totals:		4 yrs. 46/21	142	110	32	0.0	1	4	5	9	1

Additional statistics: four special teams tackles

Single Game Career Highs

Tackles:

13 (1/1/17 at LAC)

Passes Defended:

1 (five times, last: 9/23/18 vs. LAC)

Interceptions:

1 (11/6/16 vs. JAX)

Fumble recoveries:

1 (three times, last: 12/31/17 at DEN)

Forced fumbles:

1 (three times, last: 11/6/16 vs. JAX)

Tackles for loss:

2 (two times, last: 9/27/18 vs. MIN)

POSTSEASON STATISTICS

YEAR	TEAM	GP/GS	TKL	SOLO	ASST	SACKS	FF	FR	PD	TFL	INT
2015	K.C.	1/0	0	0	0	0.0	0	0	0	0	0
2016	K.C.	1/1	15	8	7	0.0	0	0	0	0	0
2017	K.C.	0/0	0	0	0	0.0	0	0	0	0	0
2018	LAR	3/0	0	0	0	0.0	0	0	0	0	0
NFL totals:		4 yrs. 5/1	15	8	7	0.0	0	0	0	0	0

2018 GAME-BY-GAME STATISTICS

DATE	OPP	TKL	SOLO	ASST	SACKS	FF	FR	PD	TFL	INT
09/10	at Oakland	4	1	3	0.0	0	0	0	0	0
09/16	vs. Arizona	4	3	1	0.0	0	0	0	0	0
09/23	vs. L.A. Chargers	9	6	3	0.0	0	0	1	0	0
BYE WEEK										
10/07	at Seattle	0	0	0	0.0	0	0	0	0	0
10/14	at Denver	0	0	0	0.0	0	0	0	0	0
10/21	at San Francisco	2	2	0	0.0	0	0	0	0	0
10/28	vs. Green Bay	0	0	0	0.0	0	0	0	0	0
11/04	at New Orleans	0	0	0	0.0	0	0	0	0	0
11/11	vs. Seattle	0	0	0	0.0	0	0	0	0	0
11/19	vs. Kansas City	0	0	0	0.0	0	0	0	0	0
12/02	at Detroit	0	0	0	0.0	0	0	0	0	0
12/09	at Chicago	0	0	0	0.0	0	0	0	0	0
12/16	vs. Philadelphia	1	0	1	0.0	0	0	0	0	0
12/23	at Arizona	3	3	0	0.0	0	0	0	0	0
12/30	vs. San Francisco	1	0	1	0.0	0	0	1	0	0
2018 totals:		31	22	9	0.0	0	0	2	0	0

01/12	vs. Dallas	0	0	0	0.0	0	0	0	0	0
01/20	at New Orleans	0	0	0	0.0	0	0	0	0	0
02/03	vs. New England	0	0	0	0.0	0	0	0	0	0
Postseason totals:		0	0	0	0.0	0	0	0	0	0

#53 RAMIK WILSON

2017 GAME-BY-GAME STATISTICS

DATE	OPP	TKL	SOLO	ASST	SACKS	FF	FR	PD	TFL	INT
09/07	at New England	0	0	0	0.0	0	0	0	0	0
09/17	vs. Philadelphia	4	4	0	0.0	0	0	0	0	0
09/24	at L.A. Chargers	3	3	0	0.0	0	0	0	0	0
10/02	vs. Washington	0	0	0	0.0	0	0	0	0	0
10/08	at Houston				INACTIVE					
10/15	vs. Pittsburgh				INACTIVE					
10/19	at Oakland				INACTIVE					
10/30	vs. Denver				INACTIVE					
11/05	at Dallas				INACTIVE					
	BYE WEEK									
11/19	at N.Y. Giants	0	0	0	0.0	0	0	0	0	0
11/26	vs. Buffalo	0	0	0	0.0	0	0	0	0	0
12/03	at N.Y. Jets	0	0	0	0.0	0	0	0	0	0
12/10	vs. Oakland				ina					
12/16	vs. L.A. Chargers				ina					
12/27	vs. Miami				ina					
12/31	at Denver	8	7	1	0.0	0	1	0	0	0
2017 totals:		15	14	1	0.0	0	1	0	0	0

2016 GAME-BY-GAME STATISTICS

DATE	OPP	TKL	SOLO	ASST	SACKS	FF	FR	PD	TFL	INT
09/11	vs. San Diego				Practice Squad					
09/18	at Houston				Practice Squad					
09/25	vs. N.Y. Jets				Practice Squad					
10/02	at Pittsburgh				Practice Squad					
	BYE WEEK									
10/16	at Oakland				Practice Squad					
10/23	vs. New Orleans	8	5	3	0.0	0	0	0	0	0
10/30	at Indianapolis	3	2	1	0.0	0	1	0	0	0
11/06	vs. Jacksonville	4	4	0	0.0	1	0	1	0	1
11/13	at Carolina	5	3	2	0.0	0	0	0	0	0
11/20	vs. Tampa Bay	8	7	1	0.0	0	0	0	0	0
11/27	at Denver	5	2	3	0.0	0	0	0	0	0
12/04	at Atlanta	8	8	0	0.0	0	0	0	0	0
12/08	vs. Oakland	8	6	2	0.0	0	0	1	0	0
12/18	vs. Tennessee	7	7	0	0.0	0	1	0	0	0
12/25	vs. Denver	6	5	1	0.0	0	0	0	0	0
01/01	at San Diego	13	11	2	0.0	0	0	1	0	0
2016 totals:		31	22	9	0.0	0	0	2	0	0
01/08	vs. Pittsburgh	15	8	7	0.0	0	0	0	0	0
Postseason totals:		15	8	7	0.0	0	0	0	0	0

2015 GAME-BY-GAME STATISTICS

DATE	OPP	TKL	SOLO	ASST	SACKS	FF	FR	PD	TFL	INT
09/13	at Houston	0	0	0	0.0	0	0	0	0	0
09/17	vs. Denver	0	0	0	0.0	0	0	0	0	0
09/28	at Green Bay	0	0	0	0.0	0	0	0	0	0
10/04	at Cincinnati	8	4	4	0.0	0	0	0	0	0
10/11	vs. Chicago	4	2	2	0.0	0	1	0	0	0
10/18	at Minnesota	8	7	1	0.0	0	0	0	0	0
10/25	vs. Pittsburgh				INACTIVE					
11/01	vs. Detroit				INACTIVE					
	BYE WEEK									
11/15	at Denver				INACTIVE					
11/22	at San Diego				INACTIVE					
11/29	vs. Buffalo				DID NOT PLAY					
12/06	at Oakland				INACTIVE					
12/13	vs. San Diego	0	0	0	0.0	0	0	0	0	0
12/20	at Baltimore	0	0	0	0.0	0	0	0	0	0
12/27	vs. Cleveland	0	0	0	0.0	0	0	0	0	0
01/03	vs. Oakland	0	0	0	0.0	0	0	0	0	0
2015 totals:		20	13	7	0.0	0	1	0	0	0
01/09	at Houston	0	0	0	0.0	0	0	0	0	0
01/16	at New England				INACTIVE					
Postseason totals:		0	0	0	0.0	0	0	0	0	0

FIRST-YEAR PLAYERS

16



C.J. BOARD
WIDE RECEIVER
6-1 | 181 LBS | 12-12-93
CHATTANOOGA
CLARKSVILLE, TENN.
ACQ: FA '19
EXP: 1

CAREER NOTES

Originally signed by Baltimore as an undrafted rookie in 2017... Signed with Jacksonville's practice squad on 12/10/18 ... Has also spent time on Tennessee's and Cleveland's practice squads ... Attended Chattanooga from 2012-15 and made 47 career starts, amassing 146 catches for 2,032 yards and 10 TDs

31



BREON BORDERS
CORNERBACK
6-0 | 189 LBS | 7-22-95
DUKE
STATESVILLE, N.C.
ACQ: FA '18
EXP: 1

CAREER NOTES

Has spent time with Oakland, Buffalo and Houston before signing with Jacksonville's practice squad on 10/25/2018 ... Spent time on the team's practice squad on 2018 before being promoted to the 53-man roster on 12/22/18 ... Attended Duke where he finished his career tied for sixth in interceptions and third in passes defended in the school record book ... Shares the Duke rookie record for interceptions in a game (2 vs. FSU, 2013)

92



LYNDON JOHNSON
DEFENSIVE END
6-5 | 287 LBS | 5-23-94
CINCINNATI
WEST POINT, MISS.
ACQ: FA '19
EXP: 1

CAREER NOTES

Originally signed by Jacksonville as an undrafted rookie on 4/30/18 ... Promoted to the 53-man roster on 12/14/18, appearing in three games during the season ... played collegiately at Cincinnati, where he appeared in 26 career games, totaling 31 tackles (17 solo), four TFL, 3.0 sacks and one forced fumble

67




ANDREW LAUDERDALE
OFFENSIVE LINEMAN
6-6 | 291 LBS | 11-22-93
NEW HAMPSHIRE
CONCORD, N.H.
ACQ: W (ARI.)-'19
EXP: 1

CAREER NOTES

Originally entered the League with New Orleans, signing as an undrafted rookie on 5/8/17 ... Has spent time with San Francisco and Buffalo's practice squads before joining the Jaguars ... Awarded via waivers (Arizona) on 6/7/19 ... Played collegiately at New Hampshire where he appeared in 42 games (22 starts) in five years for the Wildcats ... As a senior in 2016, started 13 games at LT, earning third-team All-CAA honors

TANNER LEE

QUARTERBACK
6-4 | 217 LBS | 2-14-95
NEBRASKA
DESTREHAN, LA.
ACQ: D6-'18
EXP: 1




3

CAREER NOTES

Originally drafted by Jacksonville in the sixth round (203rd overall) of the 2018 NFL Draft ... Spent two years at Tulane before transferring to Nebraska ... Threw for 6,744 yards in 31 career games, finishing with 756 completions and 46 touchdown passes ... Attended Jesuit High School (Destrehan, La.)

KC MCDERMOTT

OFFENSIVE LINEMAN
6-5 | 311 LBS | 4-18-96
MIAMI (FLA.)
WELLINGTON, FLA.
ACQ: FA '18
EXP: 1




62

CAREER NOTES

Originally signed by Jacksonville as an undrafted rookie on 5/11/2018 ... Spent the 2018 season on the teams practice squad ... Appeared in 40 career games along the offensive line for the Hurricanes and, in his senior season in 2017, was named to the All-ACC Third Team ... Attended Palm Beach Central (Wellington, Fla.) and was a first-team all-state selection as junior and a 2014 All-American selection by 247Sports

ALEX MCGOUGH

QUARTERBACK
6-3 | 214 LBS | 11-19-95
FLORIDA INTERNATIONAL
TAMPA, FLA.
ACQ: FA '19
EXP: 1



2

CAREER NOTES

Originally drafted by Seattle in the seventh round (220th overall) of the 2018 NFL Draft ... Signed by the Jaguars on 1/15/19 ... Four-year starter at Florida International who started 45 of 46 games played for the Panthers ... Finished his career at FIU ranked first in career passing touchdowns (65) and first in career total offensive yards (9,626) ... Also rushed 308 times for 535 yards with 16 TDs ... Played his high school football at Gaither (Tampa, Fla.) High School, where he tallied 1,258 passing yards and eight TDs during his senior campaign in 2013

2019 DRAFT CLASS

41



JOSH ALLEN

DEFENSIVE END/LINEBACKER
6-5 | 262 LBS | 7-13-1997
KENTUCKY
MONTCLAIR, NEW JERSEY
ACQ: FIRST ROUND OF 2019 DRAFT (7TH)
EXP: ROOKIE



TRANSACTIONS

Originally drafted by Jacksonville in the first round (seventh overall) of the 2019 NFL Draft

COLLEGE (AT KENTUCKY, 2015-18)

- Did not miss a game in his four-year career with the Wildcats, playing in all 51 games with 35 starts.
- Career totals include 220 tackles, 31.5 sacks, 11 forced fumbles, two fumble recoveries and eight passes defended.
- Named SEC Defensive Player of the Year and was honored with the Bronco Nagurski Award, presented to the nation's top defensive player, as a senior in 2018.

2018 (SENIOR)

- Tallied 88 tackles, 17.0 sacks, 21.5 TFL and five forced fumbles, earning consensus first-team All-America honors and SEC Defensive Player of the Year
- Allen's 17.0 sacks were the most by an SEC player in a single season since the NCAA started official sack records in 2000 ... Ranked second nationally in sacks, fourth in fumbles forced and sixth in TFL.
- **9/29 vs. South Carolina:** Earned SEC Defensive Player of the Week after recording eight tackles and 3.0 sacks against South Carolina ... Allen's 3.0 sacks were the most by a Kentucky player since 1998 (**Marlon McCree**).
- **1/1/19 vs. Penn State:** Totaled 3.0 sacks and blocked a FG in Kentucky's 27-24 win against Penn State in the Citrus Bowl.

2017 (JUNIOR)

- Earned Associated Press All-SEC Second Team after totaling 65 tackles, 9.5 TFL and 7.0 sacks.
- **11/18 at Georgia:** Recorded five tackles and tallied his first-career INT, which he returned for 14 yards.

2016 (SOPHOMORE)

Played in 13 games (nine starts) and totaled 62 tackles and registered a team-leading 7.0 sacks

2015 (FRESHMAN)

Played in all 12 games as a reserve linebacker and contributor on special teams

PERSONAL

- He and his wife, Kaitlyn, have a son, Wesley
- Son of **Kim Allen** and **Robert Allen**
- Josh's sister, Myisha Hines-Allen, played collegiate basketball at Louisville and currently is a forward for the WNBA's Washington Mystics
- Uncle, **Gregory Hines**, played college basketball at Hampton and went on to a 12-year pro career
- Majored in communication

COLLEGE STATISTICS

YEAR	GP	TKL	SOLO	ASST	TFL	SACKS	FF	FR	PD
2015	12	4	1	3	1.5	0.5	0	0	1
2016	13	62	30	32	8.5	7.0	4	0	0
2017	13	66	32	34	9.5	7.0	2	0	3
2018	13	88	56	32	21.5	17.0	5	2	4
TOTALS	51	220	119	101	42	34.5	11	2	8

THE JOSH ALLEN FILE

Favorite food: Salmon

On the first thing he bought with his first paycheck: A house

On who is most responsible for getting him to this point: My son, Wesley, because he's my biggest inspiration.

On his nickname growing up: J-Money. My uncle called me that.

On what animal he would be: A giant whale.

On what he would do if he didn't play football: I would want to work somewhere with kids. My mom works at a daycare and I've always been around daycares, so I would be in that type of work.

On a current Jaguar he looks up to: Calais Campbell.

Best advice he ever received: Don't blow it.

HONOR ROLL

DE/LB **Josh Allen** became the first Kentucky player to win the Bronco Nagurski award, given to the top defensive player in the nation. Allen was the third recipient of the award in the last 10 years to be drafted in the top 10 of the NFL Draft, joining DL **Bradley Chubb** (2018 NFL Draft), LB **Luke Keuchly** (2012) and DL **Ndamukong Suh** (2010).

Year	Recipient/Drafted	College
2018	DE/LB Josh Allen (7th overall)	Kentucky
2017	DL Bradley Chubb (5th overall)	NC State
2016	DL Jonathan Allen (17th overall)	Alabama
2015	DL Tyler Matakevich (246th overall)	Temple
2014	LB Scooby Wright (250th overall)	Arizona
2013	LB Aaron Donald (13th overall)	Pittsburgh
2012	LB Manti Te'o (38th overall)	Notre Dame
2011	LB Luke Keuchly (9th overall)	Boston College
2010	DL Da'Quan Bowers (50th overall)	Clemson
2009	DL Ndamukong Suh (2nd overall)	Nebraska

NOTE THE QUOTE: DE JOSH ALLEN

"As you know, you have read about him, he is outstanding athletically. He drops in coverage. He rushes the passer. He is a good ball stripper. He gives good effort. You see him work sideline to sideline. He is long. He ran in the low 4.6s and at his size he is a guy who gets on the edge and really has some opportunity for refinement at the professional level ... Outstanding young man. A guy who will definitely help our defensive football team and hopefully will continue to get stronger and better on that side of the ball."

- EVP of Football Operations **Tom Coughlin**

2019 DRAFT CLASS

75



JAWAAN TAYLOR

OFFENSIVE LINEMAN
6-5 | 312 LBS | 11-25-1997
FLORIDA
COCOA, FLORIDA
ACQ: SECOND ROUND OF 2019 DRAFT (35TH)
EXP: ROOKIE



TRANSACTIONS

Originally drafted by Jacksonville in the second round (35th overall) of the 2019 NFL Draft

COLLEGE (AT FLORIDA, 2016-18)

- Did not miss a game in his three-year career for the Gators, playing in all 37 games with 35 starts (33 at RT, 2 at LT)
- Declared for the NFL Draft following his junior season

2018 (JUNIOR)

- Played in all 13 games and started 12 at RT
- Part of an offensive line that allowed 18 sacks, the 20th-fewest in the NCAA and third-fewest in the SEC
- Garnered Second Team All-SEC accolades from Athlon Sports
- Named to the SEC Academic Honor Roll

2017 (SOPHOMORE)

- Played and started in all 11 games
- Started the first nine games at RT and the final two contests of the season at LT
- One of two offensive linemen at Florida to start each game

2016 (FRESHMAN)

- Played in all 13 games and started 12 at RT
- Served as the sole freshman to play on the offensive line at Florida
- Received Freshman All-America honors from ESPN.com, FWAA and Pro Football Focus
- Selected to the Freshman All-SEC Team by the league's coaches
- Member of the ESPN All-SEC Bowl Team

PERSONAL

- Attended Cocoa (Fla.) High School
- Member of the 2015 Florida Class 4A First Team All-State
- As a senior, helped his team to a 10-3 record and reach the Class 4A State Semifinals
- Son of Robert and Wendy Taylor

NOTE THE QUOTE: OL JAWAAN TAYLOR

"To be able to have Jawaan Taylor at the top of the second round, for us, you talk about something that really, legitimately made the draft and put us in the position where we would have two first rounders for our first two picks. To set that up and then to have Jawaan and be able to do something about that – move up three spots and take him. We just knew at the start of the second round that we could not afford to let him get away as long as he was sitting right there. We didn't think he would make it there, but he did."

- EVP of Football Operations **Tom Coughlin**

THE JAWAAN TAYLOR FILE

On what would surprise fans about him: I've been playing drums since I was six years old at my church. My grandmother was pastor of the church so I picked it up and started playing. I play every time I go back to church.

On his hidden talent: Fishing.

On who is most responsible for getting him to this point: Family. My parents and my big brother. They're my support system.

On his nickname growing up: Growing up, my mom called me Waany after Juwan Howard.

On what animal he would be: Lion.

On what he would do if he didn't play football: I would love to work with kids. I also love sports broadcasting.

On the current Jaguars he looks up to: Cam Robinson, Taven Bryan and Calais Campbell



2019 DRAFT CLASS

89



JOSH OLIVER

TIGHT END
6-5 | 249 LBS | 3/21/1997
SAN JOSE STATE
PASO ROBLES, CALIFORNIA
ACQ: THIRD ROUND OF 2019 DRAFT (69TH)
EXP: ROOKIE



TRANSACTIONS

Originally drafted by Jacksonville in the third round (69th overall) of the 2019 NFL Draft

COLLEGE (AT SAN JOSE STATE, 2015-18)

- Appeared in 49 games with 36 starts in four seasons with the Spartans
- Three-time Academic All-Mountain West award winner and a recipient of the Arthur Ashe Jr. Sports Scholar award in 2017
- Became the fourth TE in school history with 1,000-plus career receiving yards
- Competed in the 2019 Senior Bowl

2018 (SENIOR)

- Named first-team All-Mountain West and served as a team co-captain
- Ranked third nationally among FBS TEs and led the team with 56 receptions
- His 709 receiving yards were fifth-most among FBS TEs and represented his single-season career-high
 - **9/29 vs. Hawaii:** Named the John Mackey National Tight End of the Week for matching a career-best eight receptions and notching a career-high 158 yards

2017 (JUNIOR)

- Played in 12 games, starting 11
- Caught at least one pass in 10 of 12 games in which he played

2016 (SOPHOMORE)

- Appeared in all 12 contests, starting nine games

2015 (FRESHMAN)

- Played in all 13 games, starting four games
 - **12/19 vs. Georgia State:** Tallied his first career TD in the fourth quarter of the AutoNation Cure Bowl

PERSONAL

- Played TE, DE and LB at Paso Robles (Calif.) High School
- Was also a forward on the basketball team
- Father, Rene, played college football for Cal Poly
- Uncle, Clancy, was a DB for the Pittsburgh Steelers and St. Louis Cardinals
- Second cousin, Darren, pitches in the MLB

NOTE THE QUOTE: TE JOSH OLIVER

"Highly athletic. He has a lot of athletic ability. He's got good hands, can stretch the field. He gives you a weapon that I think we really need. I like the makeup of the person. We had him in on a visit and he was very impressive, in person and as a man."

- Assistant Director of Player Personnel **Andy Dengler**

THE JOSH OLIVER FILE

On what fans would be surprised to know about him: I like to snowboard. At a young age, my family and I went to the slopes, and I've liked it ever since.

On what he knew about the Jaguars before being drafted: I was a big Vince Young fan growing up, and he played the Jaguars two times every year.

On the first thing he'll buy with his paycheck: Probably some food. Put the rest in savings.

On his nickname growing up: J.O. My initials.

On what animal he would be: A gorilla. Something fierce.

On what he would do if he didn't play football: I would probably be a businessman. I don't know what, but probably in business.

On a current Jaguar he looks up to: Jalen Ramsey.

Best advice he ever received: Outwork your competition.

COLLEGE STATISTICS

YEAR	GP	RECs	YDS	AVG.	LG	TD
2015	13	4	36	9.0	24	1
2016	12	3	26	8.7	19	1
2017	12	35	296	8.5	21	1
2018	11	54	667	12.4	70	4
TOTALS	48	96	1,025	10.7	70	7



2019 DRAFT CLASS

56



QUINCY WILLIAMS

LINEBACKER
5-11 | 225 LBS | 8/28/96
MURRAY STATE
BIRMINGHAM, ALABAMA
ACQ: THIRD ROUND OF 2019 DRAFT (98TH)
EXP: ROOKIE



TRANSACTIONS

Originally drafted by Jacksonville in the third round (98th overall) of the 2019 NFL Draft

COLLEGE (AT MURRAY STATE, 2015-18)

Played in 43 games at Murray State and registered 231 tackles (142 solo), three INTs, 18 tackles for loss, nine passes defended, three forced fumbles and one fumble recovery.

2018 (SENIOR)

• Earned First-Team All-Ohio Valley Conference honors after recording a team-leading 111 tackles (78 solo), 9.5 tackles for loss, six passes defended, two INTs and two forced fumbles ... Williams' 7.1 solo tackles per game ranked second in the FCS

- **8/30 vs. Southern Illinois:** Registered a team-leading nine tackles, 1.0 sack and a forced fumble in the Racers' season opener
- **9/29 vs. UT Martin:** Recorded 11 tackles, including two tackles for loss and returned an INT 82 yards for a TD
- **10/27 vs. Jacksonville State:** Posted a career-high 17 tackles

2017 (JUNIOR)

• Played in 11 games with 10 starts and finished fourth on the team with 57 tackles

- **10/14 vs. Eastern Illinois:** Tallied a game-high 10 tackles
- **10/28 vs. Eastern Kentucky:** Recorded four solo tackles and hauled in his first INT, which he returned for 26 yards

2016 (SOPHOMORE)

• Played in 10 games with three starts and made 32 tackles (13 solo)

2015 (FRESHMAN)

• Played in 11 games and made three starts after redshirting during the 2014 season

PERSONAL

- Played at Wenonah (Ala.) High School and earned Birmingham Athletic Partnership Defensive Player of the Year as a senior.
- Quincy Williams' younger brother, **Quinnen Williams**, attended Alabama and was selected by the New York Jets with the No. 3 overall selection.
- Grew up swimming competitively and competed in the junior olympics.

REGULAR SEASON STATISTICS

YEAR	GP	TKL	SOLO	ASST	SACKS	FF	FR	PD	TFL	INT
2015	11	31	18	13	0.0	0	1	1	3	0
2016	10	32	13	19	0.0	0	0	1	4	0
2017	11	57	33	24	0.0	1	0	1	1.5	1
2018	11	111	78	33	1.0	2	0	6	9.5	2
TOTALS	43	231	142	89	1.0	3	1	9	18	3

THE QUINCY WILLIAMS FILE

Hidden talents: Swimming and that I like to cook.

On the first thing he will buy with his first paycheck: I'm a huge car person, so probably a car.

On who is most responsible for getting him to this point: My grandad and my siblings. My grandad fought in the Vietnam War so he has that "get it done" mindset.

On what animal he would be: I would probably be a shark because I love swimming and they are fierce.

On the best advice he ever received: "Get it done" from my grandad.

On what he would do if he didn't play football: I would want to do pharmaceutical sales. I like meeting new people, so that's why I would want to do sales.

NOTE THE QUOTE: LB QUINCY WILLIAMS

"Athletically, 4.51 [40-yard dash], 39.5 [inches] vertical jump, 10.4 [feet] standing broad jump, low, really low 4s in terms of his 20-yard shuttle. A guy who you see him on film and see him go sideline to sideline with hits. The obvious comparison is the ability to play on special teams, so we're excited about that ... He's a run-and-hit guy. Fast. Very athletic. You can visualize him as an outstanding special teamer. He has been in coverage. He really did play a lot like a strong safety."

- EVP of Football Operations **Tom Coughlin**



"People had their own opinions and all of that [when I was drafted]. I'm just here to answer the question of, "Who is Quincy Williams?"

- LB Quincy Williams

2019 DRAFT CLASS

30



RYQUELL ARMSTEAD

RUNNING BACK
5-11 | 220 LBS | 10-30-1996
TEMPLE
MILLVILLE, NEW JERSEY
ACQ: FIFTH ROUND OF 2019 DRAFT (140TH)
EXP: ROOKIE



TRANSACTIONS

Originally drafted by Jacksonville in the fifth round (140th overall) of the 2019 NFL Draft

COLLEGE (AT TEMPLE, 2015-18)

- Played in 47 games for Temple and recorded 2,812 career rushing yards and 34 TDs on 573 attempts
- Finished third all-time in career rushing TDs and fourth all-time in career rushing yards in school history

2018 (SENIOR)

Rushed for 1,098 yards and finished 10th in the nation in rushing TDs (13) and 11th in rushing yards per game (115.8) and earned first-team All-American Athletic Conference honors.

- **9/20 vs. Tulsa:** Totaled 108 rushing yards and one TD, also adding 1.0 sack on defense ... Armstead became the third player in the FBS since 2000 to rush for 100 yards and record a sack in a game.
- **9/29 at Boston College:** Rushed 24 times for 171 yards and four TDs, marking his fourth consecutive game with at least 100 yards
- **11/10 at Houston:** Recorded career-highs in carries (30), rushing yards (210) and TDs (six) in a 59-49 victory at Houston.

2017 (JUNIOR)

Played in 13 games and rushed for 604 yards and five TDs

- **10/21 at Army:** Recorded a season-high 151 rushing yards and two TDs

2016 (SOPHOMORE)

Played in 13 games and rushed for 919 yards and a team-high 14 TDs on 156 carries

- **10/1 vs. SMU:** Posted 159 rushing yards and two TDs on 15 carries
- **10/21 vs. USF:** Rushed the ball 20 times for 210 yards and two TDs, including a career-long 76 yard TD rush

2015 (FRESHMAN)

Played in 11 games and rushed for 191 yards and two TDs on 51 carries

PERSONAL

- Played running back at Millville (N.J.) High School and rushed for over 2,500 yards, including 1,488 yards and 18 TDs as a senior
- His nickname is "Rock"
- Has a daughter, Ry-kail
- Name is pronounced ra-KWELL

REGULAR SEASON STATISTICS

YEAR	GP	NO	RUSHING				LG	TD	RECEIVING			
			YDS	AVG	LG	TD			NO	YDS	AVG	LG
2015	11	51	191	3.7	16	2	2	7	3.5	4	0	
2016	13	156	919	5.9	76	14	5	41	8.2	19	0	
2017	13	156	604	3.9	56	5	14	75	5.4	12	0	
2018	10	210	1,098	3.3	25	5	8	52	6.5	15	0	
TOTALS	47	573	2,812	4.9	76	34	29	175	3.7	19	0	

THE RYQUELL ARMSTEAD FILE

What fans would be surprised to know about him: I love to play Fortnite. I think it helps me with my hand-eye coordination.

Nickname: I got the nickname "rock" because my coach in college said I run hard like a rock.

On who is most responsible for getting him to this point: My mother because of the sacrifices she made when I was growing up.

On what animal he would be: I would be a lion because they are fierce and not scared of anything.

On what Jaguar he looks up to: Leonard Fournette because I feel like we are similar running backs.

Best advice he ever received: To be myself and stay true to myself and believe in myself. If I don't believe in myself, I can't expect anyone else to.

On what fatherhood has taught him: It has definitely taught me patience. She makes me go harder and grind harder.

NOTE THE QUOTE: RB RYQUELL ARMSTEAD

"He's a tough kid. [Baylor Head Coach and former Temple Head Coach] Matt Rhule texted me right away when we took him and said, 'Yes, sir. He's a winner.' We're excited about that. A guy who is tough and has the ability to make that one cut and get to the goal line. 220 pounds. He will probably be 222-223 [pounds] when he gets here. Runs very well."

- EVP of Football Operations **Tom Coughlin**



"I'm a guy that's very physical, a guy that can catch the ball, block out of the backfield. I bring a little bit of everything to the table."

- RB Ryquell Armstead

2019 DRAFT CLASS

15



GARDNER MINSHEW II

QUARTERBACK
6-1 | 225 LBS | 5-16-1995
WASHINGTON STATE
FLOWOOD, MISSISSIPPI
ACQ: SIXTH ROUND OF 2019 DRAFT (178TH)
EXP: ROOKIE



TRANSACTIONS

Originally drafted by Jacksonville in the sixth round (178th overall) of the 2019 NFL Draft

COLLEGE (AT WASHINGTON STATE, 2018)

- Graduated from East Carolina in December 2017 and enrolled at WSU in June 2018
- Finished fifth in the 2018 Heisman Trophy voting
- Won 2018 Johnny Unitas Golden Arm Award (nation's top senior of 4th-year junior QB), and was named a finalist for the Walter Camp Player of the Year and Davey O'Brien Award (nation's top QB)
- Named Pac-12 Conference Offensive Player of the Year and earned a spot on the All-Pac-12 First Team after leading the country in passing (367.6 yards per game)
- Set Pac-12 Conference and WSU single-season records in passing yards (4,779) and completions (468)

COLLEGE (AT EAST CAROLINA, 2016-17)

- As a junior in 2017, he completed 293 of 506 attempts for 2,140 yards with 16 TDs and seven INTs
- As a sophomore in 2016, appeared in seven games, two as a starter
- Earned his bachelor degree in communications in December 2017

COLLEGE (AT NORTHWEST MISSISSIPPI CC, 2015)

- As a freshman, led NWCC to a NJCAA National Championship after completing 223 of 367 passes for 3,288 yards and 28 TDs
- Earned Mississippi Bowl Player of the Year honors for his championship-clinching performance, which included 302 yards and three TDs in the first half alone

PERSONAL

- Attended Brandon High School in Brandon, Miss.
- Son of Flint and Kim Minszew
- Flint played football at Millsaps College (Miss.) and was named to the MC Athletic Hall of Fame
- Kim played basketball at Mississippi State
- Has two younger sisters, Meredith and Callie

COLLEGE STATISTICS

YEAR	COLLEGE	GP	COMP	ATT	PCT	YDS	AVG	TD	INT	RTG
2015	NWCC	12	223	367	60.8	2,388	6.5	28	5	-
2016	ECU	7	119	202	58.9	1,347	6.7	8	4	124.0
2017	ECU	10	174	304	57.2	2,140	7.0	16	7	129.1
2018	WSU	13	468	662	70.7	4,779	7.2	38	9	147.6
TOTALS		42	984	1,535	64.1	10,654	6.9	90	25	138.7

NOTE THE QUOTE: QB GARDNER MINSHEW

"The real thing about this guy is the competitiveness. He's very smart, he's very sharp. He loves the game, he loves the study part of the game. He'll be a great guy in the classroom with the coaches. He will suck up all that information up. I think this guy will be quick. It will be a great situation for us."

- EVP of Football Operations **Tom Coughlin**

THE GARDNER MINSHEW FILE

On what fans should know about him: I'm a grill master. Throw me on the grill, whatever you want, however you like it cooked, I'll get it done for you.

On his hidden talents: I'm very good at ping pong. I'm also really good at pool volleyball. I like doing woodworking, craftman-type stuff.

On his nickname while growing up: I've had a few: G, Gard, Gard-dog, G-money

On who is most responsible for getting him to the NFL: My parents. I'd like to think they raised me right and made me who I am today.


On what animal he would be: Silverback gorilla because they live in families of 50-60. They make beds out of plants so they live pretty comfortably. They eat good food and swing from trees, so, yeah. I wanted to be Tarzan when I grew up.

On what he would do if he didn't play football: I used to want to be a cowboy.


On a current Jaguar he looks up to: Definitely Nick Foles. Just the path that he's taken, the type of person he is through it all, someone that is very inspiring and someone that I want to learn from.

Best advice he ever received: The only thing you can control is how hard you work.


THE EVOLUTION OF THE 'STACHE




NWCC (2015)



ECU (2017)



WSU (2018)



JAX (2019)

On the origins of the 'stache: I've done weird facial hair stuff for a long time, but the 'stache caught on this year. There were a bunch of us that were going to do it going into fall camp. We get about half way through it and everyone else quit on me. I was like, I'm going to do this longer than anybody and then it just caught on.

On if he thought the cult status would develop: Absolutely not. It's taken on a life of its own. *It calls the shots now. I'm just along for the ride.*



2019 DRAFT CLASS

98



DONTAVIUS RUSSELL

DEFENSIVE TACKLE
6-3 | 320 LBS | 9-18-1995
AUBURN
CARROLTON, GEORGIA
ACQ: SEVENTH ROUND OF 2019 DRAFT (235TH)
EXP: ROOKIE



TRANSACTIONS

Originally drafted by Jacksonville in the seventh round (235th overall) of the 2019 NFL Draft

COLLEGE (AT AUBURN, 2015-18)

Played in 52 collegiate games (49 starts) and made 153 tackles (57 solo), 17 tackles for loss, 6.0 sacks, five passes defended, one forced fumble and one fumble recovery

2018 (SENIOR)

Played in all 13 games and registered 36 tackles, six tackles for loss and 1.5 sacks

- **9/1 vs. Washington:** Registered three tackles, including two tackles for loss and 1.0 sack in the Tigers season opener

2017 (JUNIOR)

Played in 14 games and recorded a career-high 46 tackles, including 6.5 tackles for loss and 3.0 sacks

- **11/18 vs. Louisiana-Monroe:** Posted five tackles, including a career-high 3.5 tackles for loss

2016 (SOPHOMORE)

Started all 13 games and totaled 29 tackles and two passes defended

- **11/12 at Georgia:** Recorded a season-high six tackles

2015 (FRESHMAN)

Tallied 42 tackles, 4.5 tackles for loss and 1.5 sacks as a redshirt freshman

- **9/5 vs. Louisville:** Registered six tackles, including 2.5 tackles for loss, and 1.5 sacks

PERSONAL

- Played at Carrollton (Ga.) High School and recorded 62 tackles, 7.5 tackles for loss and 3.0 sacks as a senior, earning first-team all-state honors
- Uncle, **Dennis Wallace**, played at Auburn
- Majored in health services administration because his mother was a nurse and he was always around a hospital setting growing up

REGULAR SEASON STATISTICS

YEAR	GP	TKL	SOLO	ASST	SACKS	FF	FR	PD	TFL
2015	13	42	14	28	1.5	0	1	1	4.5
2016	13	29	9	20	0.0	0	0	2	0
2017	14	46	21	25	3.0	1	0	2	6.5
2018	13	36	13	23	1.5	0	0	0	6
TOTALS	53	153	57	96	6.0	1	1	5	17

THE DONTAVIUS RUSSELL FILE

What fans would be surprised to know about him: I really enjoy cooking. I cook for my family all the time. My favorite thing to cook is steak.

On his hidden talents: I really enjoy singing. If you get to close to me, you'll know I sing all the time.

On who is most responsible for getting him to this point: I think my mother and father are probably the most important. They both looked after me with academics and athletics.

On what he would do if he didn't play football: If I was not playing football, I would be working in health care. I really wanted to be a health administrator growing up because my mom was a nurse.

Best advice ever received: Not to listen to what people tell you that you can and can't do.

NOTE THE QUOTE: DL DONTAVIUS RUSSELL

"He's an unselfish player. He takes on double-teams, he keeps people off linebackers and second-level guys. He's a very good athlete. Just from a coach's perspective, he's just so consistent. You can always count on him doing his job."

- Auburn Head Coach **Gus Malzahn**



"I do whatever my coaches ask me. In college, I played tackle to tackle. I don't want to limit myself to where I can play one thing. I'm going to do whatever I'm asked."

- DL **Dontavius Russell**

ROOKIE FREE AGENTS

66



JORDAN AGASIVA
OFFENSIVE LINEMAN
6-3 | 320 LBS | 5-21-97
UTAH
KALIHI, HAWAII
ACQ: ROOKIE FREE
AGENT 2019
EXP: ROOKIE

CAREER NOTES

Started 24 games at RG in his two seasons at Utah ... Started all 14 games as a senior in 2018 and earned first-team All-Pac 12 honors ... Finished second on the team with 769 total plays ... Prior to Utah, was a two-time first-team All-Arizona Community College Conference Selection at Pima Community College ... Attended Mililani (Hawaii) High School and was named to the 2014 All-USA Hawaii Football Team ... Named first-team all-state as a junior and senior ... Has two brothers and three sisters ... Last name is pronounced ahn-gah-see-vah

19




TYRE BRADY
WIDE RECEIVER
6-3 | 211 LBS | 4-19-95
MARSHALL
HOMESTEAD, FLA.
ACQ: ROOKIE FREE
AGENT 2019
EXP: ROOKIE

CAREER NOTES

Played in 25 games in two seasons at Marshall and caught 133 passes for 1,944 yards ... Earned first-team All-Conference USA honors as a senior after catching 71 passes for 1,002 yards and nine TDs ... Brady's 1,002 yards were the fifth-most in the Conference USA while his 71 receptions were the fourth-most ... Led the Thundering Herd in receptions (62) and yards (942) as a junior, also adding eight TDs... Transferred from Miami (Fla.) where he caught nine passes for 112 yards and a TD in 2015 ... Played at South Dade (Homestead, Fla.) High School and made 39 catches for 600 yards and 10 TDs as a senior

86




MICHAEL COLUBIALE
TIGHT END
6-1 | 223 LBS | 2-9-95
UCF
PORT ORANGE, FLA.
ACQ: ROOKIE FREE
AGENT 2019
EXP: ROOKIE

CAREER NOTES

Registered 33 receptions for 516 yards and four TDs at UCF ... Sixth-year senior in 2018 after redshirting in 2013 and 2015 (medical redshirt) ... Played in 13 games (seven starts) in 2018 ... Totaled 21 receptions for three TDs and 278 yards and earned honorable mention from the American Athletic Conference ... Registered 10 receptions for 221 yards and one TD (22.1 YPC) in 2017 ... Appeared in all 13 games, helping the Knights post a 13-0 record ... Played in 12 games in 2016 and made two catches for 17 yards ... Played WR and DB at Spruce Creek (Port Orange, Fla.) and posted 57 catches for 717 yards and eight TDs during his senior year ... Father, Steve, played running back at UCF in 1981 ... Last name is pronounced kuh-LOO-be-AL-ee

JOE GILES-HARRIS

LINEBACKER
6-2 | 234 LBS | 4-1-97
DUKE
NYACK, N.Y.
ACQ: ROOKIE FREE
AGENT 2019
EXP: ROOKIE




57

CAREER NOTES

Started all 34 games he appeared in at Duke ... Registered 312 tackles, 9.5 sacks and two INTs ... Became the 20th Duke player in history to reach 300 tackles ... Team captain in 2018 and registered 80 tackles and two passes defended ... Named first-team All-ACC ... Earned first-team All-ACC and third-team All-American honors by CBS Sports in 2017 after totaling a team-high 125 tackles and career-high 4.5 sacks ... Recorded 107 tackles as a sophomore in 2016 ... Finished second in the voting for ACC Defensive Rookie of the Year ... Attended St. Josh Regional (Nyack, N.Y.) High School and received first-team all-conference, all-state and all-metro honors as a senior after posting 95 tackles, four INTs and 3.0 sacks

DONNELL GREENE

OFFENSIVE LINEMAN
6-5 | 335 LBS | 11-9-95
MINNESOTA
MARIETTA, GA.
ACQ: ROOKIE FREE
AGENT 2019
EXP: ROOKIE




73

CAREER NOTES

Played in 36 games (29 starts) at Minnesota ... Started 10 games at LT in 2018 and blocked for an offense that averaged 28.9 points per game and rushed for 23 TDs and threw for 20 TDs ... All-Big Ten honorable mention in 2017 ... Played in 12 games (11 starts) and anchored an offensive line that allowed 22.0 sacks (1.8 per game) ... Played in 13 games in 2016 and started the final eight ... Spent 2014 and 2015 seasons at Coffeyville Community College ... Started all 12 games in 2014 as a true freshman prior to redshirting in 2015 ... Attended Kell (Marietta, Ga.) High School and helped lead the team to a 13-1 record ... Blocked for an offense that rushed for 3,137 yards and notched 85 tackles on defense, including 5.0 sacks

TAE HAYES

CORNERBACK
5-9 | 188 LBS | 8-19-97
APPALACHIAN STATE
DECATUR, ALA.
ACQ: ROOKIE FREE
AGENT 2019
EXP: ROOKIE




30

CAREER NOTES

Played in 52 games (33 starts), including 26 consecutive starts to close his career and totaled nine INTs, 33 passes defended, 135 tackles, 8.5 tackles for loss and 1.5 sacks ... In 2018, started all 13 games at CB and recorded four INTs, 44 tackles and seven passes defended ... Started all 13 games and earned All-Sun Belt first-team honors in 2017 ... Posted four INTs, 16 passes defended, and 53 tackles ... Appeared in all 13 games in 2016 and totaled 18 tackles ... Played in 13 games in 2015, making seven starts and totaled 20 tackles and five passes defended ... Played at Decatur (Ala.) High School and totaled 60 tackles and three INTs as a senior ... Has a twin brother, Ke'Vontae

ROOKIE FREE AGENTS

85



CHARLES JONES
TIGHT END
6-4 | 255 LBS | 8-5-96
TULANE
NEW ORLEANS, LA.
ACQ: ROOKIE FREE AGENT 2019
EXP: ROOKIE

CAREER NOTES

Appeared in 40 games (22 starts) at Tulane ... Totaled 40 receptions for 268 yards and five TDs ... As a senior in 2018, he hauled in 10 passes for 53 yards and played a key role in the run game, helping Tulane rush for 218.2 yards per game, which ranked 23rd in the FBS ... Started 10 games in his junior season and recorded 13 receptions for 84 yards and two TDs ... Played in 12 games as a sophomore and caught 17 passes for 131 yards ... Totaled a career-high 192 receiving yards as a freshman in 2014 ... Attended St. Augustine High School (New Orleans, La.), the same as RB **Leonard Fournette**, and caught 37 passes for 602 yards and seven TDs as a senior ... Jones' cousin, **Jacoby Jones**, played in the NFL for the Houston Texans and the Baltimore Ravens

33



JOCQUEZ KALILI
CORNERBACK
5-11 | 185 LBS | 2-29-96
UNLV
LAS VEGAS, NEV.
ACQ: ROOKIE FREE AGENT 2019
EXP: ROOKIE

CAREER NOTES

Attended UNLV from 2017-18 after spending two years at Mesa Community College in Ariz. ... Appeared in 18 games while with the Rebels and totaled 64 tackles, five passes defended, three forced fumbles and one INT ... As a senior in 2018, posted 49 tackles, including a season-high eight tackles in the season opener at Southern California ... At Mesa Community College, helped the Thunderbirds finish with a 9-2 record his sophomore season ... Walked on at Arizona as a RB in 2014 prior to transferring to Mesa ... Attended Desert Oasis (Las Vegas, Nev.) High School ... Named first-team all-state by Nevada Preps after rushing for 1,633 yards and 23 TDs as a senior

14




RAPHAEL LEONARD
WIDE RECEIVER
6-2 | 197 LBS | 5-26-97
SOUTHERN ILLINOIS
STARKVILLE, MISS.
ACQ: ROOKIE FREE AGENT 2019
EXP: ROOKIE

CAREER NOTES

Named second-team All-Missouri Valley Conference as a senior in 2018 ... Led the Salukis with 57 catches for 847 yards and seven TDs ... His 847 yards were the sixth-most in a single season in school history ... His 5.2 receptions per game were second in the Missouri Valley Conference ... Played in all 11 games as a junior in 2017 and finished with 34 receptions for 530 yards ... In 2016, earned MACJC All-State honors at East Mississippi Community College after posting 23 catches for 360 yards and seven TDs ... Played in 11 games at Florida Atlantic in 2015 and made one catch for eight yards ... Two-time all-state honoree at Starkville (Miss.) High School ... Tallied 70 catches for 1,260 yards in his high school career ... Also played basketball and baseball

TAJ MCGOWAN

RUNNING BACK
6-1 | 210 LBS | 12-30-96
UCF
HOLLYWOOD, FLA.
ACQ: ROOKIE FREE AGENT 2019
EXP: ROOKIE




33

CAREER NOTES

Played in 47 games and totaled 260 carries for 1,123 yards and 19 TDs at UCF ... Carried the ball 71 times for 470 yards (6.6 yards per carry) and eight TDs as a senior ... Helped the Knights register a 13-0 record in 2017 ... Ran for 235 yards and eight TDs on 69 carries ... Rushed for a TD in the first five games of the 2017 season ... Carried the ball 35 times for 156 yards and two TDs in 2016 ... Totaled 284 yards on 85 carries as a freshman in 2015 ... Attended Hallandale (Hallandale Beach, Fla.) High School and helped the team reach the 2014 FHSAA Class 6A regional semifinals ... Amassed 768 rushing yards for a 9.7 average with 14 TDs as a senior in 2014

JOSHUA MOON

SAFETY
6-0 | 200 LBS | 5-18-97
GEORGIA SOUTHERN
FAIRBURN, GA.
ACQ: ROOKIE FREE AGENT 2019
EXP: ROOKIE



39

CAREER NOTES

Played in 38 games (30 starts) at Georgia Southern and totaled 192 tackles (116 solo), 11 passes defended, five INTs, two forced fumbles and one fumble recovery ... Started all 12 games in 2018 and posted a team-high 71 tackles and one INT (returned for 34 yards) ... Finished third on the team in tackles (47) in 2017 ... Recorded INT in back-to-back games against Louisiana and Coastal Carolina ... Played in 11 games in 2016 and posted 72 tackles ... Tallied 10-plus tackles against Louisiana and Ole Miss ... Played in five games as a freshman in 2015 and saw action mainly on special teams ... Attended Creekside High School (Fairburn, Ga.) and was part of the Seminoles' 2013 GHSA State Championship team ... Father, Erick, played football at Alcorn State

PICASSO NELSON

CORNERBACK
5-10 | 193 LBS | 4-15-96
SOUTHERN MISSISSIPPI
MENDENHALL, MISS.
ACQ: ROOKIE FREE AGENT 2019
EXP: ROOKIE




43

CAREER NOTES

Played in 50 games and registered 202 tackles and four INTs at Southern Mississippi ... Registered 59 tackles and one INT as a senior in 2018 after missing the 2017 season due to injury ... Played in all 13 games (11 starts) as a junior in 2016 and finished third on the team with 48 tackles (22 solo) ... Finished tied for the team lead with two INTs, both of which came in the fourth quarter against Louisiana Tech ... Played in all 14 games as a sophomore in 2015 and accumulated 59 tackles and five passes defended ... Played in 12 games as a freshman in 2014, making 10 starts ... Finished the year with 36 tackles (21 solo), seven passes defended and two INTs ... Attended Oak Grove (Hattiesburg, Miss.) High School and posted 45 tackles as a senior ... Father, Picasso, played football in the NFL and CFL ... Coached by **Brett Favre** in high school

ROOKIE FREE AGENTS

81



MARCUS SIMMS
WIDE RECEIVER
6-0 | 195 LBS | 12-18-97
WEST VIRGINIA
BOWIE, MD.
ACQ: ROOKIE FREE
AGENT 2019
EXP: ROOKIE

CAREER NOTES

Played in 33 games (10 starts) at West Virginia and totaled 1,457 yards and eight TDs on 87 receptions (16.7 yards per catch) ... Served as a kick returner and punt returner for the Mountaineers ... Played in 11 games as a senior and totaled 46 catches for 699 yards and led the team in punt returns (six returns for 58 yards) and kickoff returns (10 returns for 176 yards) ... Caught 35 passes for 663 yards and a career-high five TDs as a junior ... Named second-team All-Big 12 as a return specialist in 2017 after totaling 31 kick returns for 816 yards and 17 punt returns for 99 yards ... Attended Sherwood (Ashton, Md.) High School and was a Maryland Consensus first-team All-State selection in 2015 after posting 43 receptions for 1,020 yards and 20 TDs as a senior

35




SAIVION SMITH
CORNERBACK
6-1 | 199 LBS | 11-15-97
ALABAMA
TAMPA, FLA.
ACQ: ROOKIE FREE
AGENT 2019
EXP: ROOKIE

CAREER NOTES

Played in 15 games for Alabama in 2018 with 12 starts ... Recorded 60 tackles, five passes defended and a team-high three INTs ... Returned an INT 38 yards for a score against Arkansas State (9/8) ... Intercepted a career-high two passes vs. Missouri (10/13) ... Spent the 2017 season at Mississippi Gulf Coast Community College and tallied 31 tackles, six passes defended and two INTs ... Originally attended LSU out of high school ... Attended IMG Academy (Bradenton, Fla.) and was a consensus five-star prospect ... Ranked the No. 1 cornerback in the nation according to Scout.com ... Notched 43 tackles, one pass defended and three blocked field goals as a senior ... Spent his first two years of high school at Lakewood (St. Petersburg, Fla.) High School

64



BUNCHY STALLINGS
OFFENSIVE LINEMAN
6-2 | 324 LBS | 9-27-95
KENTUCKY
MCCOMB, MISS.
ACQ: ROOKIE FREE
AGENT 2019
EXP: ROOKIE

CAREER NOTES

Played at Kentucky from 2014-18 ... Started all 13 games in 2018 and earned Associated Press first-team All-America honors ... Helped RB **Benny Snell Jr.** gain 1,449 yards and 16 TDs ... Started 12 of 13 games played in 2017 and blocked for All-SEC RB, **Benny Snell Jr.**, the first player in school history to rush for 1,000 yards in consecutive seasons ... Saw action in 12 games in 2016 for an offensive line that was named semifinalists for the Joe Moore Award, which recognizes the nation's most outstanding offensive line ... Played in three games in 2015 as a redshirt freshman ... Graduated from Spain Park (Hoover, Ala.) High School ... Father, **Robert Stallings**, played at Southern Miss and the NFL's St. Louis Cardinals ... Brother, **Tre' Stallings**, played for Ole Miss in college and the Kansas City Chiefs

CONNOR STRACHAN

LINEBACKER
6-0 | 230 LBS | 6-30-95
BOSTON COLLEGE
WELLESLEY, MASS.
ACQ: ROOKIE FREE
AGENT 2019
EXP: ROOKIE



49

CAREER NOTES

Played in 51 games at Boston College and totaled 267 tackles, 34 tackles for loss, two INTs and seven fumble recoveries ... Earned third-team All-ACC honors after tallying a career-high 91 tackles and one forced fumble in 2018 ... Played in the first two games of the 2017 season before undergoing a season-ending knee injury ... Made 11 starts in 12 games in 2016 and registered a team-high 80 tackles and 3.5 sacks ... Played 12 games in 2015 and made 75 tackles and a career-high two INTs ... Played in all 13 games as a freshman in 2014 and recorded 12 tackles ... Attended St. Sebastian's School (Needham, Mass.) and tallied 81 tackles, including 10 tackles for loss as a senior

KALANI VAKAMEILALO

DEFENSIVE TACKLE
6-3 | 322 LBS | 4-30-96
OREGON STATE
KAPOLEI, HAWAII
ACQ: ROOKIE FREE
AGENT 2019
EXP: ROOKIE




78

CAREER NOTES

Played in 46 games (31 starts) at Oregon State and finished his career with 75 tackles, including 13.5 tackles for loss ... In 2018, appeared in 12 games (all starts) and tallied 28 tackles ... Made 20 tackles as a redshirt junior, including three tackles for loss and 2.0 sacks ... Played in 12 games (six starts) and finished the season with 17 tackles ... Played in 10 games as a redshirt freshman in 2015 ... Made his first career start at Michigan (9/12/15) ... Redshirted in 2014 ... Has one brother, Esau, Jr., and five sisters, Latu, Mary, Tina, Manatu and Sesiliane ... Cousin, DL **Haloti Ngata**, played in the NFL and was a five-time Pro Bowler with the Baltimore Ravens

MICHAEL WALKER

WIDE RECEIVER
5-11 | 194 LBS | 10-29-96
BOSTON COLLEGE
NAPLES, FLA.
ACQ: ROOKIE FREE
AGENT 2019
EXP: ROOKIE




13

CAREER NOTES

Played in 50 games at Boston College and registered 71 receptions for 847 yards and five TDs ... Also served as a returner, collecting 106 kickoffs for 2,656 yards and 48 punt returns for 636 yards and one TD ... Totaled 4,251 all-purpose yards in his career ... Caught 17 passes for 218 yards, carried the ball 10 times for 57 yards, posted 40 kick returns for 1,020 yards and amassed 274 punt return yards on 20 returns as a senior in 2018 ... Earned second-team All-ACC honors as a returner ... Earned All-ACC third-team honors accolades as a return specialist after leading the nation with a combined 1,203 return yards in 2017 ... Added 168 receiving yards ... Notched a career-high 420 receiving yards and four TDs on 33 receptions in 2016 as a sophomore ... Attended Naples (Fla.) High School and was named the Naples Daily News Offensive Player of the Year as a senior ... Father, Mike, played football at Connecticut and uncle, Pete, played 11 seasons in the MLB

ROOKIE FREE AGENTS

40



BRANDON WATSON

CORNERBACK
5-11 | 198 LBS | 11-15-97
MICHIGAN
WILMINGTON, DEL.
ACQ: ROOKIE FREE
AGENT 2019
EXP: ROOKIE

CAREER NOTES

Appeared in 51 career games at Michigan and contributed 79 tackles, 18 passes defended and three INTs (two returned for a TD) ... Played in all 13 games as a fifth-year senior in 2018 and made a career-high 38 tackles and three INTs (two returned for a TD) ... Played in 13 games in 2017 and totaled 21 tackles and five passes defended for a defense that allowed the 13th-fewest points in the country (18.8 ppg) ... Totaled 12 tackles in 13 games as a sophomore in 2016 ... Played in 11 games in 2015 and notched eight tackles ... Attended Eastern Christian Academy (Elkton, Md.)

79



ANDREW WILLIAMS

DEFENSIVE TACKLE
6-4 | 294 LBS | 12-13-95
AUBURN
MCDONOUGH, GA.
ACQ: ROOKIE FREE
AGENT 2019
EXP: ROOKIE

CAREER NOTES

Played in 53 games at Auburn from 2015-18 and tallied 71 tackles, 8.5 tackles for loss and 5.0 sacks ... Played in 13 games and registered 16 tackles and 1.0 sack as a senior in 2018 ... Tallied a career-high 38 tackles in 2017, including a season-high five tackles vs. Alabama (11/25) ... Played in 13 games in 2016 and posted 13 tackles and 3.0 sacks ... Tallied four tackles as a freshman in 2015 ... Attended Eagle's Landing Christian (McDonough, Ga.) Academy ... Registered 66 tackles, 36 TFL and 10.0 sacks as a senior, earning 1A Defensive Player of the Year

42



ANDREW WINGARD

SAFETY
6-0 | 209 LBS | 12-5-96
WYOMING
ARVADA, COLO.
ACQ: ROOKIE FREE
AGENT 2019
EXP: ROOKIE

CAREER NOTES

Played at Wyoming from 2015-18 and finished second in school history with 454 tackles ... Added 18 passes defended, 10 INTs and five forced fumbles ... Recorded 87 tackles (46 solo), three passes defended and two INTs as a senior in 2018 ... Earned first-team All-Mountain West honors ... Named first-team All-Mountain West as a junior in 2017 after totaling 114 tackles and a career-high five INTs ... His 114 tackles marked his third consecutive season with at least 100 tackles ... Recorded 131 total tackles in 2016, which ranked fourth in the FBS and first in the Mountain West ... Played in all 12 games (11 starts) as a freshman in 2015 and registered 122 total tackles ... His 6.9 solo tackles per game ranked No. 1 in the Mountain West and No. 4 in the NCAA ... Attended Ralston Valley (Arvada, Colo.) High School and rushed for 1,653 yards on 190 carries in his senior season ... Earned first-team All-State honors after totaling 2,702 all-purpose yards ... Father, Dan, was a punter at the University of Nebraska ... Avid skier and golfer



Jaguars DT **Abry Jones** originally joined the team as a rookie free agent in 2013 and is the longest tenured player on the Jaguars roster.



2018 IN REVIEW

FINAL NFL STANDINGS



AMERICAN FOOTBALL CONFERENCE

AFC EAST	W	L	T	PCT	PTS	OPP	AFC	DIV
New England*	11	5	0	.688	436	325	8-4	5-1
Miami	7	9	0	.438	319	433	6-6	4-2
Buffalo	6	10	0	.375	269	374	4-8	2-4
New York Jets	4	12	0	.250	333	441	3-9	1-5
AFC NORTH	W	L	T	PCT	PTS	OPP	AFC	DIV
Baltimore*	10	6	0	.625	389	287	8-4	3-3
Pittsburgh	9	6	1	.594	428	360	6-5-1	4-1-1
Cleveland	7	8	1	.469	359	392	5-6-1	3-2-1
Cincinnati	6	10	0	.375	368	455	4-8	1-5
AFC SOUTH	W	L	T	PCT	PTS	OPP	AFC	DIV
Houston*	11	5	0	.688	402	316	9-3	4-2
Indianapolis#	10	6	0	.625	433	344	7-5	4-2
Tennessee	9	7	0	.563	310	303	5-7	3-3
Jacksonville	5	11	0	.313	245	316	4-8	1-5
AFC WEST	W	L	T	PCT	PTS	OPP	AFC	DIV
Kansas City*	12	4	0	.750	565	421	10-2	5-1
Los Angeles Chargers#	12	4	0	.750	428	329	9-3	4-2
Denver	6	10	0	.375	329	349	4-8	2-4
Oakland	4	12	0	.250	290	467	3-9	1-5

* - Division Champion // # - Wild Card

NATIONAL FOOTBALL CONFERENCE

NFC EAST	W	L	T	PCT	PTS	OPP	NFC	DIV
Dallas*	10	6	0	.625	339	324	9-3	5-1
Philadelphia#	9	7	0	.563	367	348	6-6	4-2
Washington	7	9	0	.438	281	359	6-6	2-4
New York Giants	5	11	0	.313	369	412	4-8	1-5
NFC NORTH	W	L	T	PCT	PTS	OPP	NFC	DIV
Chicago*	12	4	0	.750	421	283	10-2	5-1
Minnesota	8	7	1	.531	360	341	6-5-1	3-2-1
Green Bay	6	9	1	.406	376	400	3-8-1	1-4-1
Detroit	6	10	0	.375	324	360	4-8	2-4
NFC SOUTH	W	L	T	PCT	PTS	OPP	NFC	DIV
New Orleans*	13	3	0	.813	504	353	9-3	4-2
Atlanta	7	9	0	.438	414	423	7-5	4-2
Carolina	7	9	0	.438	376	382	5-7	2-4
Tampa Bay	5	11	0	.313	396	464	4-8	2-4
NFC WEST	W	L	T	PCT	PTS	OPP	NFC	DIV
Los Angeles Rams*	13	3	0	.813	527	384	9-3	6-0
Seattle#	10	6	0	.625	428	347	8-4	3-3
San Francisco	4	12	0	.250	342	435	2-10	1-5
Arizona	3	13	0	.188	225	425	3-9	2-4

* - Division Champion // # - Wild Card

2018 POSTSEASON

SUPER BOWL LII

Atlanta, Georgia

New England 13, Los Angeles Rams 3

AFC CHAMPIONSHIP GAME

New England 37, Kansas City 31

NFC CHAMPIONSHIP GAME

Los Angeles Rams 26, New Orleans 23

AFC DIVISIONAL PLAYOFFS

Kansas City 31, Indianapolis 13
New England 41, Los Angeles Chargers 28

NFC DIVISIONAL PLAYOFFS

Los Angeles Rams 30, Dallas 22
New Orleans 20, Philadelphia 14

AFC WILD CARD PLAYOFFS

Indianapolis 21, Houston 7
Los Angeles Chargers 23, Baltimore 17

NFC WILD CARD PLAYOFFS

Philadelphia 16, Chicago 15
Dallas 24, Seattle 22

EXTREME CONDITIONS

WARMEST GAMES

TEMP	DATE	OPPONENT	W/L	SCORE
97	Sept. 16, 2019	vs. New England	W	31-20
90	Sept. 12, 2010	vs. Denver	W	24-17
90	Sept. 11, 2016	vs. Green Bay	L	23-27
89	Sept. 23, 2018	vs. Tennessee	L	6-9
89	Sept. 26, 2010	vs. Philadelphia	L	3-28
88	Oct. 7, 2012	vs. Chicago	L	3-41
88	Sept. 16, 2007	vs. Atlanta	W	13-7
88	Sept. 6, 1998	at Chicago	W	24-23
88	Sept. 20, 1998	at Tennessee	W	27-22

COLDEST GAMES

TEMP	DATE	OPPONENT	W/L	SCORE
9	Dec. 17, 2000	at Cincinnati	L	14-17
12	Dec. 19, 2004	at Green Bay	W	28-25
16	Jan. 3, 2010	at Cleveland	L	17-23
18	Jan. 14, 2018*	at Pittsburgh	W	45-42
19	Dec. 7, 2008	at Chicago	L	10-23
23	Dec. 31, 2017	at Tennessee	L	10-15
23	Dec. 23, 2000	at New York Giants	L	25-28
24	Jan. 7, 2006	at New England	L	3-28
25	Dec. 14, 2003	at New England	L	13-27
26	Jan. 10, 1999*	at New York Jets	L	24-34

* Playoff game / all degrees in fahrenheit

ATTENDANCE TOTALS

HOME	TOTAL	HOME AVG.	ROAD TOTAL	ROAD AVG.	TOTAL	AVG.
1995	554,814	69,352	467,619	58,452	1,022,433	63,902
1996	533,533	66,692	382,383	47,798	915,916	57,245
1997	557,547	69,693	420,543	52,568	978,090	61,130
1998	561,472	70,184	490,956	61,370	1,052,428	65,777
1999	540,805	67,601	524,545	65,568	1,065,350	66,584
2000	482,510	60,314	509,447	53,681	991,957	61,997
2001	483,542	60,443	504,237	63,030	987,779	61,736
2002	450,216	56,277	525,010	65,626	975,226	60,952
2003	449,700	56,213	552,556	69,070	1,002,256	62,641
2004*	555,464	69,433	496,092	62,012	1,051,556	65,722
2005*	525,519	65,690	512,337	64,042	1,037,856	64,866
2006*	534,866	66,858	569,186	71,148	1,104,052	69,003
2007*	522,261	65,283	544,420	68,053	1,066,681	66,668
2008*	522,778	65,347	531,535	66,442	1,054,313	65,895
2009*	397,214	49,652	553,947	69,243	951,161	59,448
2010*	504,262	63,033	557,341	69,688	1,061,603	66,351
2011*	498,655	62,331	551,000	68,875	1,049,655	65,603
2012*	519,872	64,984	490,698	61,337	1,010,570	63,160
2013**	503,140	62,892	525,079	65,634	1,028,219	64,263
2014**	524,335	65,541	542,292	67,786	1,066,627	66,664
2015**	514,268	64,284	542,243	67,780	1,056,511	66,032
2016**	517,172	64,467	514,067	64,258	1,031,239	64,492
2017**	514,427	64,303	535,141	66,893	1,049,568	65,598
2018**	552,589	69,074	557,310	69,664	1,109,899	69,369

* Tickets Distributed / # Includes home game at Wembley Stadium

GAME-BY-GAME STARTERS



OFFENSIVE STARTERS

	WR	FB/TE/WR	LT	LG	C	RG	RT	TE	WR	QB	RB
9/9 at NYG	Cole	Bohanon (FB)	Robinson	Norwell	Linder	Cann	Parnell	Seferian-Jenkins	Moncrief	Bortles	Fournette
9/16 vs. NE	Cole	Bohanon (FB)	Robinson	Norwell	Linder	Cann	Parnell	Seferian-Jenkins	Moncrief	Bortles	Yeldon
9/23 vs. TEN	Cole	O'Shaughnessy (TE)	Wells	Norwell	Linder	Reed	Parnell	Seferian-Jenkins	Moncrief	Bortles	Grant
9/30 vs. NYJ	Cole	Westbrook (WR)	Wells	Norwell	Linder	Cann	Parnell	Seferian-Jenkins	Moncrief	Bortles	Fournette
10/7 at K.C.	Cole	Bohanon (FB)	Wells	Norwell	Linder	Cann	Parnell	Seferian-Jenkins	Moncrief	Bortles	Yeldon
10/14 at DAL	Cole	O'Shaughnessy (TE)	Wells	Norwell	Linder	Cann	Parnell	Paul	Moncrief	Bortles	Yeldon
10/21 vs. HOU	Cole	Westbrook (WR)	Walker	Norwell	Linder	Cann	Parnell	Grinnage	Moncrief	Bortles	Yeldon
10/28 vs. PHI	Westbrook	Bohanon (FB)	Walker	Norwell	Linder	Cann	Parnell	Grinnage	Moncrief	Bortles	Hyde
11/11 at IND	Westbrook	Bohanon (FB)	Walker	Norwell	Linder	Cann	Parnell	O'Shaughnessy	Moncrief	Bortles	Fournette
11/18 vs. PIT	Westbrook	Bell (TE)	Flowers	Norwell	Shatley	Cann	Parnell	O'Shaughnessy	Moncrief	Bortles	Fournette
11/25 at BUF	Cole	Bell (TE)	Flowers	Norwell	Shatley	Cann	Parnell	O'Shaughnessy	Koyack (TE)	Bortles	Fournette
12/2 vs. IND	Westbrook	Cole (WR)	Flowers	Omameh	Shatley	Cann	Parnell	O'Shaughnessy	Moncrief	Kessler	Yeldon
12/6 at TEN	Westbrook	Cole (WR)	Flowers	Omameh	Shatley	Cann	Parnell	O'Shaughnessy	Moncrief	Kessler	Fournette
12/16 vs. WAS	R. Greene	Bell (TE)	Flowers	Omameh	Shatley	Cann	Wells	O'Shaughnessy	Koyack (TE)	Kessler	Fournette
12/23 at MIA	Westbrook	Bohanon (FB)	Flowers	Omameh	Shatley	Cann	Wells	O'Shaughnessy	Moncrief	Kessler	Fournette
12/30 at HOU	Westbrook	Cole (WR)	Flowers	Omameh	Shatley	Cann	Robinson	Bell	Moncrief	Bortles	Hyde
LEADERS	Cole (8)	Bohanon (6)	Flowers (7)	Norwell (11)	Linder (9)	Cann (15)	Parnell (13)	O'Shaughnessy (7)	Moncrief (14)	Bortles (12)	Fournette (8)

DEFENSIVE STARTERS

	DE	NT	DT	DE	WLB	MLB	SLB	LCB	FS	SS	RCB
9/9 at NYG	Ngakoue	Dareus	Jackson	Campbell	Smith Sr.	Jack	Harrison (DB)	Ramsey	Gipson Sr.	Church	Bouye
9/16 vs. NE	Ngakoue	Dareus	Jackson	Campbell	Smith Sr.	Jack	Harrison (DB)	Ramsey	Gipson Sr.	Church	Bouye
9/23 vs. TEN	Ngakoue	Dareus	Jackson	Campbell	Smith Sr.	Jack	Harrison (DB)	Ramsey	Gipson Sr.	Church	Bouye
9/30 vs. NYJ	Ngakoue	Dareus	Jackson	Campbell	Smith Sr.	Jack	Jacobs	Ramsey	Gipson Sr.	Church	Bouye
10/7 at K.C.	Ngakoue	Dareus	Jackson	Campbell	Smith Sr.	Jack	Patmon (DB)	Ramsey	Gipson Sr.	Church	Bouye
10/14 at DAL	Ngakoue	Dareus	Jackson	Campbell	Smith Sr.	Jack	Jacobs	Ramsey	Gipson Sr.	Church	Bouye
10/21 vs. HOU	Ngakoue	Dareus	Jackson	Campbell	Smith Sr.	Jack	Harrison (DB)	Ramsey	Gipson Sr.	Church	Bouye
10/28 vs. PHI	Ngakoue	Dareus	Jackson	Campbell	Smith Sr.	Jack	Harrison (DB)	Ramsey	Gipson Sr.	Church	Meeks
11/11 at IND	Ngakoue	Dareus	Jackson	Campbell	Smith Sr.	Jack	Hayden (CB)	Ramsey	Gipson Sr.	Church	Patmon
11/18 vs. PIT	Ngakoue	Jones	Dareus	Campbell	Smith Sr.	Jack	Hayden (CB)	Ramsey	Gipson Sr.	Church	Bouye
11/25 at BUF	Ngakoue	Jones	Jackson	Campbell	Smith Sr.	Jack	Hayden (CB)	Ramsey	Gipson Sr.	Church	Bouye
12/2 vs. IND	Ngakoue	Jones	Dareus	Campbell	Smith Sr.	Jack	Jacobs	Ramsey	Gipson Sr.	Harrison	Bouye
12/6 at TEN	Ngakoue	Dareus	Bryan	Campbell	Smith Sr.	Jack	Hayden (CB)	Ramsey	Gipson Sr.	Harrison	Bouye
12/16 vs. WAS	Ngakoue	Jones	Dareus	Campbell	Smith Sr.	Jack	DeLuca	Ramsey	Gipson Sr.	Harrison	Bouye
12/23 at MIA	Ngakoue	Jones	Dareus	Campbell	Smith Sr.	Jack	Hayden (CB)	Ramsey	Gipson Sr.	Wilson	Bouye
12/30 at HOU	Ngakoue	Jones	Dareus	Campbell	Smith Sr.	Jack	DeLuca	Ramsey	Gipson Sr.	Wilson	Hayden
LEADERS	Ngakoue (16)	Dareus (10)	Jackson (10)	Campbell (16)	Smith Sr. (16)	Jack (16)	Hayden (CB) (5)	Ramsey (16)	Gipson Sr. (16)	Church (11)	Bouye (13)



GAME-BY-GAME PARTICIPATION

	at	vs.	vs.	vs.	at	at	vs.	vs.	at	vs.	at	vs.	at	vs.	at	at	GAMES/ STARTS
	NYG	N.E.	TEN	NYJ	K.C.	DAL	HOU	PHI	IND	PIT	BUF	IND	TEN	WAS	MIA	HOU	
ANKOU	INA	INA	INA	INA	INA	INA	INA	INA	INA	INA	P	INA	P	INA	INA	INA	2/0
BELL	---	---	---	---	---	---	P	P	P	TE	TE	P	P	TE	P	TE	10/4
BENNETT	INA	---	---	---	---	---	---	---	---	---	---	---	---	---	---	---	0/0
BOHANON	FB	FB	P	P	FB	P	P	FB	FB	P	P	P	P	P	FB	P	16/6
BORDERS	---	---	---	---	---	---	---	ps	ps	ps	ps	ps	ps	ps	P	INA	1/0
BORTLES	QB	QB	QB	QB	QB	QB	QB	QB	QB	QB	QB	DNP	DNP	DNP	P	QB	13/12
BOUYE	RCB	RCB	RCB	RCB	RCB	RCB	RCB	INA	INA	RCB	RCB	RCB	RCB	RCB	RCB	INA	13/13
BROWN	P	P	P	P	P	P	P	P	P	P	P	INA	P	P	P	P	15/0
BRYAN	P	P	P	P	P	P	P	P	P	P	P	P	DT	P	P	P	16/1
CAMPBELL	DE	DE	DE	DE	DE	DE	DE	DE	DE	DE	DE	DE	DE	DE	DE	DE	16/16
CANN	RG	RG	INA	RG	RG	RG	RG	RG	RG	RG	RG	RG	RG	RG	RG	RG	15/15
CHARK JR.	P	P	P	P	P	P	P	P	P	P	INA	INA	INA	INA	INA	P	11/0
CHARLES	---	---	---	---	---	P	P	---	---	---	---	---	---	---	---	---	2/0
CHURCH	SS	SS	SS	SS	SS	SS	SS	SS	SS	SS	SS	DNP	INA	---	---	---	11/11
COLE	WR	WR	WR	WR	WR	WR	WR	P	P	P	WR	WR	WR	P	P	WR	16/11
COOKE	P	P	P	P	P	P	P	P	P	P	P	P	P	P	P	P	16/0
DAREUS	NT	NT	NT	NT	NT	NT	NT	NT	NT	DT	INA	DT	NT	DT	DT	DT	15/15
DAVIS	P	P	P	P	P	P	P	P	P	P	P	P	P	P	P	P	16/0
DELANEY	---	---	---	---	---	---	---	P	INA	---	---	P	---	---	---	---	2/0
DELUCA	ps	ps	ps	ps	ps	ps	ps	P	P	P	P	P	P	SLB	P	SLB	9/2
D. FLOWERS	---	---	---	---	ps	---	---	---	---	---	---	---	---	---	ps	INA	0/0
E. FLOWERS	---	---	---	---	---	INA	DNP	DNP	P	LT	LT	LT	LT	LT	LT	LT	8/7
FORBATH	---	---	---	---	---	---	---	---	---	---	---	---	---	P	P	P	3/0
FOURNETTE	RB	INA	INA	RB	INA	INA	INA	INA	RB	RB	RB	SUS	RB	RB	RB	INA	8/8
FOWLER JR.	SUS	P	P	P	P	P	P	P	---	---	---	---	---	---	---	---	6/0
GIPSON SR.	FS	FS	FS	FS	FS	FS	FS	FS	FS	FS	FS	FS	FS	FS	FS	FS	16/16
GRANT	P	P	RB	P	P	IR	IR	IR	IR	IR	IR	IR	IR	IR	IR	IR	5/1
GREENE SR.	INA	---	INA	INA	---	---	P	P	P	INA	P	P	P	WR	P	INA	7/1
GRINNAGE	---	---	---	---	---	P	TE	TE	P	---	---	---	---	---	---	---	4/2
HARRISON	DB	DB	DB	P	P	P	DB	DB	P	P	P	SS	SS	SS	IR	IR	14/8
HAYDEN	P	P	INA	INA	INA	INA	INA	INA	CB	CB	CB	P	CB	P	CB	RCB	10/6
HERNDON	P	P	P	P	INA	INA	INA	P	P	P	P	INA	INA	P	P	P	11/0
HYDE	---	---	---	---	---	INA	RB	P	P	P	P	P	P	INA	P	RB	8/2
JACK	MLB	MLB	MLB	MLB	MLB	MLB	MLB	MLB	MLB	MLB	MLB	MLB	MLB	MLB	MLB	MLB	16/16
JACKSON	DT	DT	DT	DT	DT	DT	DT	DT	DT	P	DT	P	P	P	P	P	16/10
JACOBS	P	INA	P	SLB	P	SLB	P	P	P	P	P	SLB	P	IR	IR	IR	12/3
JOHNSON	ps	ps	ps	ps	ps	ps	ps	ps	ps	ps	ps	ps	ps	ps	P	P	3/0
A. JONES	P	P	P	P	P	P	P	P	P	NT	NT	NT	INA	NT	NT	NT	15/6
L. JONES	---	---	---	---	---	---	---	---	DNP	INA	---	---	---	---	---	---	0/0
KESSLER	DNP	DNP	DNP	DNP	DNP	DNP	P	DNP	DNP	DNP	DNP	QB	QB	QB	QB	DNP	5/4
KOYACK	---	---	---	---	---	---	---	---	---	P	TE	P	P	TE	P	P	6/2
LAMBO	P	P	P	P	P	P	P	P	P	P	P	P	P	INA	INA	IR	12/0
LEE	ps	ps	ps	ps	ps	ps	ps	ps	ps	ps	ps	ps	ps	ps	ps	ps	0/0
LINDER	C	C	C	C	C	C	C	C	C	IR	IR	IR	IR	IR	IR	IR	9/9
McCRAY	P	P	P	P	P	P	P	P	INA	P	INA	INA	P	P	P	P	13/0
MEEKS	PS	PS	PS	PS	P	P	P	RCB	INA	INA	INA	INA	P	P	P	P	8/1
MICKENS	P	P	P	P	P	P	IR	IR	IR	IR	IR	IR	IR	IR	IR	IR	6/0
MONCRIEF	WR	WR	WR	WR	WR	WR	WR	WR	WR	WR	P	WR	WR	P	WR	WR	16/14
NGAKOUE	DE	DE	DE	DE	DE	DE	DE	DE	DE	DE	DE	DE	DE	DE	DE	DE	16/16
NORWELL	LG	LG	LG	LG	LG	LG	LG	LG	LG	LG	LG	IR	IR	IR	IR	IR	11/11
OMAMEH	---	---	---	---	---	---	---	---	---	P	P	LG	LG	LG	LG	LG	7/5
O'SHAUGHNESSY	P	P	TE	P	P	TE	INA	INA	TE	TE	TE	TE	TE	TE	TE	P	14/9
OVERTON	---	---	---	---	---	P	P	P	P	P	P	P	P	P	P	P	11/0

POS=Started; P=Played; DNP=Did not play; INA= Inactive; ps=Practice squad; ---=Not on roster;
 NFI= Reserve/non-football injury; PUP=Reserve/physically unable to perform; IR=Injured reserve; Sus=Suspended





GAME-BY-GAME PARTICIPATION

	at	vs.	vs.	vs.	at	at	vs.	vs.	at	vs.	at	vs.	at	vs.	at	at	GAMES/ STARTS	
	NYG	N.E.	TEN	NYJ	K.C.	DAL	HOU	PHI	IND	PIT	BUF	IND	TEN	WAS	MIA	HOU		
PARNELL	RT	RT	RT	RT	RT	RT	RT	RT	RT	RT	RT	RT	RT	INA	IR	IR	13/13	
PATMON	P	P	P	P	DB	P	P	INA	RCB	P	P	P	P	INA	INA	DNP	12/2	
PAUL	P	P	P	P	P	TE	IR	IR	IR	IR	IR	IR	IR	---	---	---	6/0	
PAYNE	P	P	P	P	P	P	P	IR	IR	IR	IR	IR	IR	IR	IR	P	8/0	
RAMSEY	LCB	LCB	LCB	LCB	LCB	LCB	LCB	LCB	LCB	LCB	LCB	LCB	LCB	LCB	LCB	LCB	16/16	
REAVIS	ps	ps	ps	ps	ps	ps	ps	ps	ps	ps	ps	P	INA	P	P	P	4/0	
REED	INA	P	RG	INA	INA	P	DNP	P	INA	P	P	P	P	P	P	P	12/1	
RICHARDSON JR	INA	INA	INA	INA	INA	DNP	IR	IR	IR	IR	IR	IR	IR	IR	IR	IR	0/0	
CA. ROBINSON	LT	LT	IR	IR	IR	IR	IR	IR	IR	IR	IR	IR	IR	IR	IR	IR	2/2	
CO. ROBINSON	---	---	---	---	---	---	---	---	---	---	INA	P	P	DNP	P	RT	4/1	
SEFERIAN-JENKINSTE	TE	TE	TE	TE	TE	IR	IR	IR	IR	IR	IR	IR	IR	IR	IR	IR	5/5	
SHATLEY	P	P	P	P	P	P	P	P	P	C	C	C	C	C	C	C	16/7	
SMITH SR.	WLB	WLB	WLB	WLB	WLB	WLB	WLB	WLB	WLB	WLB	WLB	WLB	WLB	WLB	WLB	WLB	16/16	
SMOOT	INA	INA	INA	INA	INA	INA	INA	INA	P	P	P	P	P	P	P	P	8/0	
SPAIGHT	---	---	---	---	---	---	---	---	---	INA	P	P	P	INA	INA	---	3/0	
THOMAS	ps	ps	ps	ps	ps	ps	ps	ps	ps	ps	ps	ps	ps	ps	ps	INA	DNP	0/0
TINKER	P	P	P	P	P	IR	IR	IR	IR	IR	IR	IR	IR	IR	IR	IR	5/0	
WALKER	INA	INA	DNP	DNP	P	LT	LT	LT	LT	INA	INA	INA	INA	IR	IR	IR	5/4	
WELLS	P	P	LT	LT	LT	IR	IR	IR	IR	IR	IR	IR	IR	RT	RT	IR	7/5	
WESTBROOK	P	P	P	WR	P	WR	WR	WR	WR	WR	P	WR	WR	P	WR	WR	16/10	
WILDS	---	P	P	INA	P	---	---	---	---	---	---	---	---	---	---	---	3/0	
WILLIAMS	---	---	---	---	---	DNP	P	P	INA	INA	INA	P	INA	P	P	P	6/0	
WILSON	P	P	P	P	P	P	P	P	P	P	P	P	P	P	SS	SS	16/2	
YELDON	P	RB	P	P	RB	RB	RB	P	P	P	P	P	P	P	INA	DNP	14/5	

POS=Started; P=Played; DNP=Did not play; INA= Inactive; ps=Practice squad; ---=Not on roster;
 NFI= Reserve/non-football injury; PUP=Reserve/physically unable to perform; IR=Injured reserve; Sus=Suspended



Pro Bowl CB Jalen Ramsey started all 16 games for the third consecutive season in 2019.

2018 REGULAR SEASON STATISTICS



WON 5, LOST 11				* RUSHING		No.	Yds	Avg	Long	TD					
09/09 W 20-15	at N.Y. Giants	77,992	Hyde	LG	172	571	3.3	22	5						
09/16 W 31-20	New England	68,527	Hyde	TM	58	189	3.3	19	0						
09/23 L 6- 9	Tennessee	64,015	Fournette		133	439	3.3	25	5						
09/30 W 31-12	N.Y. Jets	65,353	Yeldon		104	414	4.0	20	1						
10/07 L 14-30	at Kansas City	75,289	Bortles		58	365	6.3	41	1						
10/14 L 7-40	at Dallas	90,767	Kessler		19	123	6.5	21	0						
10/21 L 7-20	Houston	66,534	Westbrook		9	98	10.9	43	0						
10/28 L 18-24	Philadelphia	85,870	Grant		13	40	3.1	8	0						
11/11 L 26-29	at Indianapolis	57,473	Williams	LG	8	36	4.5	15	0						
11/18 L 16-20	Pittsburgh	67,683	Williams	TM	8	36	4.5	15	0						
11/25 L 21-24	at Buffalo	57,799	Wilds	TM	6	15	2.5	5	0						
12/02 W 6- 0	Indianapolis	67,030	Charles		6	7	1.2	5	0						
12/06 L 9-30	at Tennessee	60,344	Bohanon		1	0	0.0	0	0						
12/16 L 13-16	Washington	67,577	Paul		1	-3	-3.0	-3	0						
12/23 W 17- 7	at Miami	65,798	TEAM		416	1723	4.1	43	7						
12/30 L 3-20	at Houston	71,848	OPPONENTS		434	1870	4.3	99t	16						
		Jax	Opp.	* RECEIVING		No.	Yds	Avg	Long	TD					
TOTAL FIRST DOWNS		277	288	Westbrook	66	717	10.9	61t	5						
Rushing		92	89	Yeldon	55	487	8.9	37	4						
Passing		164	162	Moncrief	48	668	13.9	80t	3						
Penalty		21	37	Cole	38	491	12.9	35	1						
3rd Down: Made/Att	93/230	80/212	O'Shaughnessy	24	214	8.9	17	0							
3rd Down Pct.	40.4	37.7	Fournette	22	185	8.4	31	1							
4th Down: Made/Att	8/17	3/12	Chark	14	174	12.4	38	0							
4th Down Pct.	47.1	25.0	Seferian-Jenkins	11	90	8.2	21	1							
POSSESSION AVG.	30:14	29:47	Paul	10	98	9.8	22	0							
TOTAL NET YARDS	4832	4983	Hyde	LG	10	33	3.3	9	0						
Avg. Per Game	302.0	311.4	Hyde	TM	4	4	1.0	6	0						
Total Plays	1005	970	Grant		9	67	7.4	16	0						
Avg. Per Play	4.8	5.1	Bell		8	67	8.4	16	0						
NET YARDS RUSHING	1723	1870	Grinnage		6	61	10.2	24	0						
Avg. Per Game	107.7	116.9	Greene		6	60	10.0	12	0						
Total Rushes	416	434	Bohanon		6	41	6.8	12	0						
NET YARDS PASSING	3109	3113	Charles		2	7	3.5	5	0						
Avg. Per Game	194.3	194.6	TEAM		329	3431	10.4	80t	15						
Sacked/Yards Lost	53/322	37/241	OPPONENTS		312	3354	10.8	78t	17						
Gross Yards	3431	3354	* INTERCEPTIONS		No.	Yds	Avg	Long	TD						
Att./Completions	536/329	499/312	Ramsey		3	0	0.0	0	0						
Completion Pct.	61.4	62.5	Smith		2	33	16.5	33t	1						
Had Intercepted	13	11	Jack		1	32	32.0	32t	1						
PUNTS/AVERAGE	86/45.0	79/48.0	Harrison		1	14	14.0	14	0						
NET PUNTING AVG.	86/41.3	79/41.5	Church		1	11	11.0	11	0						
PENALTIES/YARDS	121/1112	92/735	Hayden		1	10	10.0	10	0						
FUMBLES/BALL LOST	26/16	15/6	Bouye		1	9	9.0	9	0						
TOUCHDOWNS	25	34	Gipson		1	8	8.0	8	0						
Rushing	7	16	TEAM		11	117	10.6	33t	2						
Passing	15	17	OPPONENTS		13	155	11.9	49	1						
Returns	3	1	* PUNTING		No.	Yds	Avg	Net	TB	In	Lg	B			
* SCORE BY PERIODS	Q1	Q2	Q3	Q4	OT	PTS	Cooke	86	3872	45.0	41.3	7	37	72	0
TEAM	42	81	60	62	0	245	TEAM	86	3872	45.0	41.3	7	37	72	0
OPPONENTS	77	88	62	89	0	316	OPPONENTS	79	3791	48.0	41.5	9	29	63	0
* SCORING		TD-Ru-Pa-Rt	K-PAT	FG	S	PTS	* PUNT RETURNS		Ret	FC	Yds	Avg	Long	TD	
Lambo	0	0	0	0	19/21	0	76	Westbrook	19	13	266	14.0	74t	1	
Fournette	6	5	1	0	0	36	Mickens	12	2	59	4.9	16	0		
Westbrook	6	0	5	1	0	36	Greene	2	1	16	8.0	8	0		
Hyde LG	5	5	0	0	0	30	Meeks	1	0	1	1.0	1	0		
Yeldon	5	1	4	0	0	30	Chark	0	0	-8	---	-8	0		
Moncrief	3	0	3	0	0	18	TEAM	34	16	334	9.8	74t	1		
Forbath	0	0	0	0	3/ 3	4/ 5	0	15	OPPONENTS	37	18	184	5.0	30	0
Bortles	1	1	0	0	0	6	* KICKOFF RETURNS		No.	Yds	Avg	Long	TD		
Cole	1	0	1	0	0	6	Chark	7	186	26.6	47	0			
Jack	1	0	0	1	0	6	Mickens	6	149	24.8	31	0			
Seferian-Jenkin	1	0	1	0	0	6	Greene	5	105	21.0	31	0			
Smith	1	0	0	1	0	6	Westbrook	3	37	12.3	16	0			
Dareus	0	0	0	0	1	2	Bell	1	9	9.0	9	0			
Jacobs	0	0	0	0	1	2	Bohanon	1	25	25.0	25	0			
TEAM	25	7	15	3	22/23	23/26	2	245	Grant	1	6	6.0	6	0	
OPPONENTS	34	16	17	1	29/30	27/31	0	316	Moncrief	1	7	7.0	7	0	
2-Pt Conv:		TM 0-2, OPP 1-4		Paul		1		8		8.0		8		0	
SACKS:		Campbell 10.5, Ngakoue 9.5,		TEAM		26		532		20.5		47		0	
		Jackson 3.5, Jack 2.5, Fowler TM 2, Bryan 1,		OPPONENTS		21		374		17.8		30		0	
		Church 1, Dareus 1, DeLuca 1, Harrison 1,		* FIELD GOALS		1-19		20-29		30-39		40-49		50+	
		Hayden 1, A. Jones 1, McCray 1, Smith 1,		Lambo		0/ 0		4/ 4		8/ 8		3/ 4		4/ 5	
		TM 37, OPP 53		Forbath		0/ 0		2/ 2		1/ 1		1/ 1		0/ 1	
FUM/LOST:		Bortles 8/4, Kessler 5/3,		TEAM		0/ 0		6/ 6		9/ 9		4/ 5		4/ 6	
		Westbrook 3/2, Cole 2/2, Greene 2/1,		OPPONENTS		0/ 0		8/ 8		10/10		7/ 9		2/ 4	
		Hyde (LG) 2/1, Chark 1/1, Hyde(TM) 1/1,		Lambo:		(39G,39G)		(28G)		(46G,38G)		(32G,22G,54G)		()	
		Mickens 1/0, Moncrief 1/1, Shatley 1/0,				()		(50G,57G,33G,24G)		(28G,52N,55G)		(48G,38G,43G)			
		Yeldon 1/1						(42N)		(30G,37G)		()		()	
		Forbath: () () () () () () () () () () ()						(33G,41G)		(56N,26G)		(25G)		OPP: (27G,31G,44G) (54N,	
		29G,46G) (39G,48N,36G,28G) (27G,38G) (22G,42G,38G) (50G,46G,32G,55G) (44G,48G) (31G)													
		(52N) () (22G) () (33G) (46G,33G,36G) (47N) (23G,24G)													
* PASSING		Att	Cmp	Yds	Cmp%	Yds/Att	TD	TD%	Int	Int%	Long	Sack	Lost	Rating	
Bortles	403	243	2718	60.3	6.74	13	3.2	11	2.7	80t	31/	173	79.8		
Kessler	131	85	709	64.9	5.41	2	1.5	2	1.5	35	22/	149	77.4		
TEAM	536	329	3431	61.4	6.40	15	2.8	13	2.4	80t	53/	322	79.1		
OPPONENTS	499	312	3354	62.5	6.72	17	3.4	11	2.2	78t	37/	241	84.4		

2018 DEFENSIVE STATISTICS



PLAYER	DEFENSE											SPECIAL TEAMS					MISC.			
	T	A	TT	SK	YD	TFL	QH	INT	PD	FF	FR	T	A	FF	FR	BL	T	A	FF	FR
Telvin Smith Sr.	100	34	134	1	9	4	3	2	2	1	1	0	0	0	0	0	0	0	0	0
Myles Jack	75	32	107	2.5	15	1	4	1	1	1	1	0	0	0	0	0	0	0	0	0
Calais Campbell	53	19	72	10.5	73.5	20	22	0	2	1	1	0	0	0	0	0	0	0	0	0
Jalen Ramsey	62	3	65	0	0	2	0	3	13	0	0	0	0	0	0	0	0	0	0	0
A.J. Bouye	46	8	54	0	0	0	0	1	8	0	0	0	0	0	0	0	0	0	0	0
Tashaun Gipson Sr.	44	10	54	0	0	1	1	1	7	0	0	0	0	0	0	0	0	0	0	0
D.J. Hayden	38	7	45	1	6	2	2	1	4	0	0	1	0	0	0	0	0	0	0	0
Barry Church	32	6	38	1	10	3	2	1	2	0	0	0	0	0	0	0	0	0	0	0
Malik Jackson	25	7	32	3.5	24	7	12	0	1	0	0	0	0	0	0	0	0	0	0	0
Marcell Dareus	23	9	32	1	0	2	2	0	1	1	0	0	0	0	0	0	0	0	0	0
Ronnie Harrison	23	8	31	1	9	3	1	1	3	0	0	1	0	0	0	0	0	0	0	0
Abry Jones	21	8	29	1	0	5	2	0	2	0	0	0	0	0	0	0	0	0	0	0
Yannick Ngakoue	25	3	28	9.5	62.5	13	33	0	1	0	0	0	0	0	0	0	0	0	0	0
Taven Bryan	13	7	20	1	4	3	2	0	0	0	0	0	0	0	0	0	0	0	0	0
Leon Jacobs	12	5	17	0	0	0	0	0	0	0	0	4	0	0	0	0	0	0	0	0
Jarrold Wilson	14	2	16	0	0	2	0	0	2	0	0	5	0	1	0	0	0	0	0	0
Tyler Patmon	12	2	14	0	0	1	0	0	1	0	0	0	0	0	0	0	0	0	0	0
Dante Fowler	8	1	9	2	16	1	1	0	0	1	1	0	0	0	0	0	0	0	0	0
Tre Herndon	6	1	7	0	0	0	0	0	0	0	0	4	2	0	0	0	0	0	0	0
Nick DeLuca	5	2	7	1	5	0	1	0	0	1	0	5	0	0	0	0	0	0	0	0
Quenton Meeks	4	0	4	0	0	0	0	0	2	0	0	3	1	0	0	0	0	0	0	0
Dawuane Smoot	3	1	4	0	0	1	3	0	0	0	0	0	0	0	0	0	0	0	0	0
Eli Ankou	2	2	4	0	0	0	0	0	0	0	0	0	0	0	0	0	0	0	0	0
Lyndon Johnson	2	0	2	0	0	1	0	0	0	0	0	0	0	0	0	0	0	0	0	0
Lerentee McCray	1	1	2	1	7	1	2	0	0	0	0	5	2	0	0	0	0	0	0	0
Cody Davis	0	0	0	0	0	0	0	0	0	0	0	5	5	0	0	0	0	0	0	0
D.J. Chark	0	0	0	0	0	0	0	0	0	0	0	5	0	0	0	0	0	0	0	1
James O'Shaughnessy	0	0	0	0	0	0	0	0	0	0	0	2	0	0	0	0	1	0	0	1
Martrell Spaight	0	0	0	0	0	0	0	0	0	0	0	2	0	0	0	0	0	0	0	0
Blair Brown	0	0	0	0	0	0	0	0	0	0	0	2	0	0	1	0	0	0	0	0
Donald Payne	0	0	0	0	0	0	0	0	0	0	0	1	1	0	1	0	0	0	0	0
Niles Paul	0	0	0	0	0	0	0	0	0	0	0	1	1	0	0	0	0	0	0	0
Blake Bell	0	0	0	0	0	0	0	0	0	0	0	1	0	0	0	0	0	0	0	0
C.J. Reavis	0	0	0	0	0	0	0	0	0	0	0	1	0	0	0	0	0	0	0	0
Matt Overton	0	0	0	0	0	0	0	0	0	0	0	0	1	0	0	0	0	0	0	0
Dede Westbrook	0	0	0	0	0	0	0	0	0	0	0	0	0	0	0	0	5	0	0	0
Jermey Parnell	0	0	0	0	0	0	0	0	0	0	0	0	0	0	0	0	2	0	0	1
Patrick Omoreh	0	0	0	0	0	0	0	0	0	0	0	0	0	0	0	0	2	0	0	0
T.J. Yeldon	0	0	0	0	0	0	0	0	0	0	0	0	0	0	0	0	2	0	0	0
Donte Moncrief	0	0	0	0	0	0	0	0	0	0	0	0	0	0	0	0	1	0	0	0
Ereck Flowers	0	0	0	0	0	0	0	0	0	0	0	0	0	0	0	0	1	0	0	0
Josh Wells	0	0	0	0	0	0	0	0	0	0	0	0	0	0	0	0	1	0	0	0
A.J. Cann	0	0	0	0	0	0	0	0	0	0	0	0	0	0	0	0	1	0	0	0
Cody Kessler	0	0	0	0	0	0	0	0	0	0	0	0	0	0	0	0	1	0	0	1
Blake Bortles	0	0	0	0	0	0	0	0	0	0	0	0	0	0	0	0	1	0	0	2
Andrew Norwell	0	0	0	0	0	0	0	0	0	0	0	0	0	0	0	0	1	0	0	0
Carlos Hyde	0	0	0	0	0	0	0	0	0	0	0	0	0	0	0	0	1	0	0	0
Brandon Linder	0	0	0	0	0	0	0	0	0	0	0	0	0	0	0	0	0	0	0	1
Josh Walker	0	0	0	0	0	0	0	0	0	0	0	0	0	0	0	0	0	0	0	1
Tyler Shatley	0	0	0	0	0	0	0	0	0	0	0	0	0	0	0	0	0	0	0	1
Team Totals	649	178	827	37	241	73	93	11	52	6	4	48	13	1	2	0	20	0	0	9
Opponent Totals	672	227	899	52	321	76	113	13	76	20	15	48	23	0	4	1	10	2	0	4

TAKEAWAYS AND TURNOVERS



	TAKE-AWAYS			POINTS OFF TURNOVERS				Points
	INTs	Fumbles	Total	Scores	TDs	FGS	Conv. %	
JAGUARS	11	6	17	8	4	4	47%	40
OPPONENTS	13	16	29	15	8	7	52%	76

DATE	OPPONENT	TAKE-AWAYS			GIVE-AWAYS			Net Differential	Result
		INTs	Fumbles	Total	INTs	Fumbles	Total		
9/9	at NYG	1	1	2	1	0	1	+1	W
9/16	N.E.	0	1	1	1	1	2	-1	W
9/23	TEN	0	0	0	0	1	1	-1	L
9/30	NYJ	0	0	0	1	2	3	-3	W
10/7	at K.C.	2	0	2	4	1	5	-3	L
10/14	at DAL	0	0	0	1	1	2	-2	L
10/21	HOU	0	0	0	1	2	3	-3	L
10/28	PHI	1	1	2	0	1	1	+1	L
11/11	at IND	1	0	1	0	1	1	0	L
11/18	PIT	3	0	3	0	1	1	+2	L
11/25	at BUF	0	0	0	2	0	2	-2	L
12/2	IND	1	1	2	0	1	1	+1	W
12/6	at TEN	1	0	1	0	1	1	0	L
12/16	WAS	0	0	0	1	1	2	-2	L
TBD	at MIA	1	1	2	0	1	1	+1	W
12/30	at HOU	0	1	1	1	1	2	-1	L
Totals		11	6	17	13	16	29	-12	5-11

2018 LONG PLAYS



RUSHES OF 15+ YARDS (5)

9/9 at NYG

RB **T.J. Yeldon** for 15 yards in second quarter
QB **Blake Bortles** for 41 yards in third quarter

9/16 vs. N.E.

RB **T.J. Yeldon** for 20 yards in second quarter

9/30 vs. NYJ

QB **Blake Bortles** for 23 yards in first quarter

10/7 at K.C.

QB **Blake Bortles** (TD) for 21 yards in fourth quarter

11/18 vs. PIT

RB **Leonard Fournette** for 20 yards in second quarter

11/25 at BUF

RB **Leonard Fournette** for 15 yards in second quarter
RB **Leonard Fournette** for 16 yards in second quarter
WR **Dede Westbrook** for 43 yards in second quarter

12/16 vs. WAS

RB **Dave Williams** for 15 yards in third quarter
WR **Dede Westbrook** for 20 yards in third quarter
QB **Cody Kessler** for 21 yards in fourth quarter
RB **Leonard Fournette** for 25 yards in fourth quarter

12/23 at MIA

RB **Carlos Hyde** for 19 yards in fourth quarter

PASSES OF 20+ YARDS (30)

9/9 at NYG

QB **Blake Bortles** to WR **Keelan Cole** for 31 yards in first quarter
QB **Blake Bortles** to WR **Dede Westbrook** for 20 yards in second quarter

9/16 vs. N.E.

QB **Blake Bortles** to WR **Keelan Cole** for 22 yards in first quarter
QB **Blake Bortles** to WR **Keelan Cole** (TD) for 24 yards in first quarter
QB **Blake Bortles** to WR **Keelan Cole** for 22 yards
QB **Blake Bortles** to WR **Dede Westbrook** (TD) for 61 yards in fourth quarter
QB **Blake Bortles** to TE **Niles Paul** for 22 yards in fourth quarter

9/30 vs. NYJ

QB **Blake Bortles** to TE **Austin Seferian-Jenkins** for 21 yards in second quarter
QB **Blake Bortles** to WR **Dede Westbrook** for 20 yards in second quarter
QB **Blake Bortles** to WR **Dede Westbrook** for 27 yards in second quarter
QB **Blake Bortles** to RB **T.J. Yeldon** for 31 yards (TD) in second quarter
QB **Blake Bortles** to WR **Dede Westbrook** for 24 yards in second quarter
QB **Blake Bortles** to WR **Donte Moncrief** for 67 yards (TD) in third quarter
QB **Blake Bortles** to WR **Dede Westbrook** for 20 yards in fourth quarter

10/7 at K.C.

QB **Blake Bortles** to WR **D.J. Chark** for 38 yards in first quarter
QB **Blake Bortles** to WR **D.J. Chark** for 30 yards in second quarter
QB **Blake Bortles** to WR **Keelan Cole** for 32 yards in third quarter
QB **Blake Bortles** to WR **Dede Westbrook** for 30 yards in third quarter
QB **Blake Bortles** to WR **Dede Westbrook** for 23 yards in third quarter
QB **Blake Bortles** to WR **Keelan Cole** for 23 yards in fourth quarter
QB **Blake Bortles** to WR **Donte Moncrief** for 25 yards in fourth quarter

10/14 at DAL

QB **Blake Bortles** to WR **Dede Westbrook** for 34 yards (TD) in third quarter
QB **Blake Bortles** to WR **T.J. Yeldon** for 20 yards in third quarter

10/21 vs. HOU

QB **Blake Bortles** to WR **Donte Moncrief** for 24 yards in first quarter

10/28 vs. PHI

QB **Blake Bortles** to TE **David Grinnage** for 24 yards in third quarter
QB **Blake Bortles** to WR **Donte Moncrief** for 24 yards in third quarter
QB **Blake Bortles** to RB **T.J. Yeldon** for 37 yards in fourth quarter

11/11 at IND

QB **Blake Bortles** to WR **Donte Mocrief** for 80 yards (TD) in first quarter
QB **Blake Bortles** to RB **Leonard Fournette** for 31 yards in second quarter
QB **Blake Bortles** to RB **T.J. Yeldon** for 20 yards in second quarter



Jaguars WR **Keelan Cole** posted three catches of at least 20-yards against New England, including a 24-yard TD in the first quarter to give the Jaguars a 14-0 lead.

2018 LONG PLAYS



11/18 vs. PIT

QB **Blake Bortles** to **Leonard Fournette** for 20 yards in third quarter
QB **Blake Bortles** to **Leonard Fournette** for 26 yards in third quarter

11/25 at BUF

QB **Blake Bortles** to **Donte Moncrief** for 29 yards in third quarter
QB **Blake Bortles** to **Dede Westbrook** for 25 yards in fourth quarter

12/2 vs. IND

QB **Cody Kessler** to **Dede Westbrook** for 23 yards in third quarter

12/6 at TEN

QB **Cody Kessler** to **Dede Westbrook** for 21 yards in second quarter
QB **Cody Kessler** to **Dede Westbrook** for 23 yards in third quarter
QB **Cody Kessler** to **Keelan Cole** for 35 yards in third quarter

12/23 at MIA

QB **Cody Kessler** to **Dede Westbrook** for 22 yards in third quarter

12/30 at HOU

QB **Blake Bortles** to **Donte Moncrief** for 22 yards in fourth quarter

INT RETURNS OF 10+ YARDS (1)

9/9 at NYG

LB **Myles Jack** for 32 yards (TD) in fourth quarter

11/18 vs. PIT

S **Barry Church** for 11 yards in second quarter

12/2 vs. IND

CB **D.J. Hayden** for 10 yards in first quarter

12/6 at TEN

S **Ronnie Harrison** for 14 yards in first quarter

12/23 at MIA

LB **Telvin Smith Sr.** for 33 yards (TD) in fourth quarter

FUMBLE RETURNS OF 20+ YARDS (0)

LONG TDs OF 15+ YARDS (6)

9/9 at NYG

LB **Myles Jack** INT return for 32 yards in fourth quarter

9/16 vs. N.E.

QB **Blake Bortles** to WR **Keelan Cole** for 24 yards in first quarter
QB **Blake Bortles** to WR **Dede Westbrook** for 61 yards in fourth quarter

9/30 vs. NYJ

QB **Blake Bortles** to RB **T.J. Yeldon** for 31 yards in second quarter
QB **Blake Bortles** to WR **Donte Moncrief** for 67 yards in third quarter

10/7 vs. K.C.

QB **Blake Bortles** rush for 21 yards in fourth quarter

10/14 at DAL

QB **Blake Bortles** to WR **Dede Westbrook** for 34 yards in third quarter

11/11 at IND

QB **Blake Bortles** to WR **Donte Moncrief** for 80 yards in first quarter

12/16 vs. WAS

WR **Dede Westbrook** punt return for 74 yards in second quarter

12/23 at MIA

LB **Telvin Smith Sr.** INT return for 33 yards in fourth quarter

FIELD GOALS OF 40+ YARDS (8)

9/23 vs. TEN

K **Josh Lambo** 46 yards in the second quarter

9/30 vs. NYJ

K **Josh Lambo** 54 yards in the second quarter

10/28 vs. PHI

K **Josh Lambo** 50 yards in the first quarter
K **Josh Lambo** 57 yards in the second quarter

11/11 at IND

K **Josh Lambo** 55 yards in the fourth quarter

11/18 vs. PIT

K **Josh Lambo** 48 yards in the first quarter
K **Josh Lambo** 43 yards in the first quarter

12/16 vs. WAS

K **Kai Forbath** 41 yards in fourth quarter



Jaguars K **Josh Lambo** made two 50-plus yard FGs vs. Philadelphia at Wembley Stadium.

2018 RED ZONE EFFICIENCY



JAGUARS 2018 RED ZONE EFFICIENCY																	
DATE	OPPONENT	Drives In		Scoring				Missed			Blocked		Avg.	GOAL TO GO			
		RED ZONE	SCORES	%	TDs	TD %	FGs	FGs	FGs	FGs	TURNOVERS	DOWNES		TIME	POINTS	DRIVES	TDs
9/9	at NYG	2	2	100	1	50	1	0	0	0	0	0	5.0	1	1	100	0
9/16	N.E.	3	3	100	2	66.7	1	0	0	0	0	0	5.67	1	1	100	0
9/23	TEN.	0	0	--	0	--	0	0	0	0	0	0	--	0	0	--	0
9/30	NYJ	3	3	100	1	33	2	0	0	0	0	0	4.3	2	1	50	1
10/7	at K.C.	5	1	20	1	20	0	0	0	2	2	0	1.4	1	0	0	0
10/14	at DAL	0	0	--	0	--	0	0	0	0	0	0	--	0	0	--	0
10/21	vs. HOU	1	1	100	1	100	0	0	0	0	0	0	7.0	1	1	100	0
10/28	PHI	3	3	100	1	33	2	0	0	0	0	0	4.0	1	0	0	1
11/11	at IND	3	3	100	2	66	1	0	0	0	0	0	5.67	3	2	66	1
11/18	PIT	1	1	100	1	100	0	0	0	0	0	0	7	1	1	100	0
11/25	at BUF	4	3	75	3	75	0	1	0	0	0	0	5.25	3	2	66	0
12/2	IND	2	2	100	0	--	2	0	0	0	0	0	3.0	0	0	--	0
12/6	at TEN	2	1	50	1	50	0	0	0	1	1	0	3.5	2	1	50	0
12/16	WAS	1	1	100	0	0	1	0	0	0	0	0	3.0	0	0	--	0
TBD	at MIA	3	2	67	1	33	1	0	0	0	0	0	3.33	2	1	50	1
12/30	at HOU	1	1	100	0	--	1	0	0	0	0	0	3.0	1	0	0	1
Totals		34	27	79	15	44	12	1	0	3	3	0	4.14	19	11	61	5

OPPONENTS 2018 RED ZONE EFFICIENCY																	
DATE	OPPONENT	Drives In		Scoring				Missed			Blocked		Avg.	GOAL TO GO			
		RED ZONE	SCORES	%	TDs	TD %	FGs	FGs	FGs	FGs	TURNOVERS	DOWNES		TIME	POINTS	DRIVES	TDs
9/9	at NYG	2	2	100	0	0	2	0	0	0	0	0	3.0	1	0	0	1
9/16	N.E.	2	2	100	1	50	1	0	0	0	0	0	5.0	1	1	100	0
9/23	TEN	2	2	100	0	0	2	0	0	0	0	0	3.0	0	0	--	0
9/30	NYJ	2	2	100	1	50	1	0	0	0	0	0	4.0	2	1	50	1
10/7	at K.C.	4	4	100	2	50	2	0	0	0	0	0	5	4	2	50	2
10/14	at DAL.	5	5	100	4	80	1	0	0	0	0	0	6.2	1	1	100	0
10/21	HOU	3	3	100	2	67	1	0	0	0	0	0	5.7	1	1	100	0
10/28	PHI	2	2	100	1	50	1	0	0	0	0	0	5.0	1	1	100	0
11/11	at IND	3	3	100	3	100	0	0	0	0	0	0	7	2	2	100	0
11/18	PIT	3	2	67	2	67	0	0	0	1	0	0	4.6	1	1	100	0
11/25	at BUF	3	3	100	2	67	1	0	0	0	0	0	5.67	2	1	50	1
12/2	IND	2	0	--	0	0	0	0	0	0	2	0	0	1	0	--	0
12/6	at TEN	5	3	60	2	40	1	0	0	1	1	0	3.4	2	1	50	0
12/16	WAS	3	3	100	1	33	2	0	0	0	0	0	4.33	1	1	100	0
TBD	at MIA	1	1	100	1	100	0	0	0	0	0	0	7	1	1	100	0
12/30	at HOU	5	4	80	2	40	2	0	0	0	0	1	4.0	4	2	50	2
Totals		47	41	87	24	51	17	0	0	2	3	1	4.66	25	16	64	7

GAME SUMMARIES



WEEK 1 AT NEW YORK GIANTS

Sept. 9, 2018 at MetLife Stadium

	1	2	3	4	OT	Final
JACKSONVILLE JAGUARS (1-0)	3	10	0	7	-	20
NEW YORK GIANTS (0-1)	3	3	3	6	-	15

The Jaguars never trailed in winning their season opener for the second straight year in a rainy 20-15 struggle at MetLife Stadium. K **Josh Lambo** opened the scoring with a 39-yard field goal on the Jaguars' initial possession before the Giants answered with a 27-yard field goal which was set up by a CB **Janoris Jenkins** interception of QB **Blake Bortles**. Lambo added another 39-yard field goal in the second quarter, capping a 15-play drive, but RB **Leonard Fournette** suffered a hamstring injury on the previous play and he would not return to the game. On their next series the Jaguars took a 13-3 lead when Bortles threw a 1-yard scoring pass to RB **T.J. Yeldon**, but the Giants made it 13-6 on K **Aldrick Rosas'** 31-yard field goal on the final play of the first half despite sacks by DE **Lerentee McCray** and DL **Calais Campbell** on the drive. At halftime New York had just 95 total yards including 11 rushing and 84 passing, but on their first possession of the second half Rosas' 44-yard field goal made it a four-point game at 13-9. The Jaguars offense stalled in the second half as it was forced into six consecutive punts, while the defense gave up 229 yards but just six points. A fourth-down stop in the third quarter was followed in the fourth by LB **Myles Jack's** touchdown on a 32-yard interception return, giving the Jaguars a 20-9 lead. But two plays later, RB **Saquon Barkley** - making his pro debut - raced 68 yards around end for his first NFL touchdown that got the Giants within five at 20-15 after his two-point conversion run failed. The Jacksonville defense made another fourth-down stop with 1:49 remaining, and after being forced to punt the Jaguars sealed the win when LB **Donald Payne** recovered the muffed punt with 45 seconds left. Yeldon finished with 51 rushing yards and Bortles added a 41-yard run, while Barkley rushed for 106 yards and WR **Odell Beckham Jr.** caught 11 passes for 111 yards for the Giants. The Jaguars took an early division lead as the three other AFC South teams lost on kickoff weekend.

Team	Q	Time	Scoring Play	Drive Info
JAX	1	10:12	J. Lambo 39 yd. Field Goal	11-59, 4:48
NYG	1	0:23	A. Rosas 27 yd. Field Goal	9-54, 5:17
JAX	2	7:19	J. Lambo 39 yd. Field Goal	15-54, 8:04
JAX	2	2:42	T. Yeldon 1 yd. pass from B. Bortles (J. Lambo kick)	5-57, 2:36
NYG	2	0:04	A. Rosas 31 yd. Field Goal	10-62, 2:38
NYG	3	9:18	A. Rosas 44 yd. Field Goal	11-49, 5:42
JAX	4	11:24	M. Jack 32 yd. interception return (J. Lambo kick)	
NYG	4	10:39	S. Barkley 68 yd. run (run failed)	2-75, 0:45

Team Statistics

	Jaguars	Giants
First Downs (Run-Pass-Pen)	17 (4-13-0)	15 (3-8-4)
Total Yards-Plays-Avg.	305-62-4.9	324-62-5.2
Rushing Yards-Attempts-Avg.	137-28-4.9	114-23-5.0
Net Yards Passing (Sacked-Yds)	168 (1-8)	210 (2-14)
Att-Comp-Int	33-18-1	37-23-1
Third Down Conversions (%)	4-13 (31%)	4-13 (31%)
Fourth Down Conversions (%)	0-0	0-0 (0%)
Punts-Avg.	7-37.7	5-49.4
Fumbles-Lost	0-0	1-1
Penalties-Yards	11-119	6-43
Time of Possession	29:31	30:29

Individual Statistics

Giants Rushing: S. Barkley 18-106-1, J. Steward 2-8, E. Manning 1-2, O. Beckham 1-(-1), W. Gallman 1-(-1)
Jaguars Rushing: T. Yeldon 14-51, B. Bortles 4-42, L. Fournette 9-41, C. Grant 1-3

Giants Passing: E. Manning 23-37-224 (INT)
Jaguars Passing: B. Bortles 18-33-176 (TD, INT)

Giants Receiving: O. Beckham Jr. 11-111, S. Shepard 5-48, S. Barkley 2-22, E. Ingram 2-18, W. Gallman 2-9, R. Ellison 1-16
Jaguars Receiving: D. Westbrook 5-51, K. Cole 3-54, A. Seferian-Jenkins 3-25, T. Yeldon 3-18 (TD), L. Fournette 3-14, D. Moncrief 1-14

Sacks: Giants 1.0 (K. Wynn 0.5, K. Martin 0.5)
Sacks: Jaguars 2.0 (Campbell 1.0, McCray 1.0)

Interceptions: Giants 1 (J. Jenkins)
Interceptions: Jaguars 1 (M. Jack)

Paid Attendance: 77,992 **Time:** 3:04 **Temperature:** 59 degrees

WEEK 2 VS. NEW ENGLAND

Sept. 16, 2018 at TIAA Bank Field

	1	2	3	4	OT	Final
NEW ENGLAND PATRIOTS (1-1)	0	3	7	10	-	20
JACKSONVILLE JAGUARS (2-0)	14	7	3	7	-	31

In the most anticipated regular season game in years, the Jaguars beat New England, 31-20, in a dominating home opener played on a 97-degree day, earning their first 2-0 start since 2006. The Jaguars had never defeated the Patriots in seven regular season tries, but on this day Blake Bortles threw for 376 yards and four TDS to compensate for the absence of Leonard Fournette due to a hamstring injury. With touchdowns on three of their first four drives they built a 21-3 halftime lead that New England could not overcome despite getting within 11 points twice in the fourth quarter. Bortles threw scoring passes of 4 yards to Donte Moncrief, 24 yards to Keelan Cole and 4 yards to Austin Seferian-Jenkins in the first half, at which time the Jaguars had 18 first downs, 264 total yards, and 200 passing yards. The Jaguars opened the second half with a Josh Lambo 28-yard field goal, capping a 15-play drive, and on their next possession a Patriots fumble recovery set up a 7-yard touchdown pass from Tom Brady to Chris Hogan to make it 24-10. Stephen Gostkowski's 46-yard field goal at the beginning of the fourth quarter got the Patriots within 11 points at 24-13. The teams then exchanged turnovers, including a strip-sack by Dante Fowler Jr. on third down with the Patriots at the Jacksonville 24-yard line. A 61-yard catch-and-run completion from Bortles to Dede Westbrook gave the Jaguars a 31-13 lead, but the Patriots responded with a 75-yard drive capped by Brady's second touchdown pass to Hogan for 29 yards which made it 31-20 with 3:40 remaining. From there Jacksonville converted two third downs to run out the clock. Cole, who made a brilliant one-handed catch on the second scoring drive, finished with 7 receptions for 116 yards. T.J. Yeldon rushed for 58 yards on 10 carries and Bortles had 35 yards on 6 runs as Jacksonville turned in 480 total yards with 27 first downs and 10 of 14 on third down.

Team	Q	Time	Scoring Play	Drive Info
JAX	1	7:46	D. Moncrief 4 yd. pass from B. Bortles (J. Lambo kick)	9-56, 3:52
JAX	1	2:10	K. Cole 24 yd. pass from B. Bortles (J. Lambo kick)	7-84, 3:52
N.E.	2	2:45	S. Gostkowski 29 yd. Field Goal	16-83, 8:20
JAX	2	0:09	A. Seferian-Jenkins 4 yd. pass from B. Bortles (J. Lambo kick)	13-75, 2:36
JAX	3	7:50	J. Lambo 28 yd. Field Goal	15-71, 7:10
N.E.	3	1:42	C. Hogan 7 yd. pass from T. Brady (S. Gostkowski kick)	8-48, 4:06
N.E.	4	14:10	S. Gostkowski 46 yd. Field Goal	5-31, 1:27
JAX	4	7:35	D. Westbrook 61 yd. pass from B. Bortles (J. Lambo kick)	1-61, 0:13
N.E.	4	3:40	C. Hogan 29 yd. pass from T. Brady (S. Gostkowski kick)	8-75, 3:55

Team Statistics

	Patriots	Jaguars
First Downs (Run-Pass-Pen)	18 (5-12-1)	27 (5-22-0)
Total Yards-Plays-Avg.	302-61-5.0	480-69-7.0
Rushing Yards-Attempts-Avg.	82-24-3.4	104-24-4.3
Net Yards Passing (Sacked-Yds)	220 (2-14)	376 (0-0)
Att-Comp-Int	35-24-0	45-29-1
Third Down Conversions (%)	4-12 (33%)	10-14 (71%)
Fourth Down Conversions (%)	0-0 (0%)	0-0 (0%)
Punts-Avg.	4-55.5	3-35.3
Fumbles-Lost	1-1	2-1
Penalties-Yards	2-25	7-71
Time of Possession	29:14	30:46

Individual Statistics

Jaguars Rushing: T. Yeldon 10-58, B. Bortles 6-35, C. Grant 4-13, B. Wilds 3-4, D. Westbrook 1-(-6)
Patriots Rushing: S. Michel 10-45, R. Burkhead 6-22, J. White 4-11, T. Brady 3-10, C. Patterson 1-5

Jaguars Passing: B. Bortles 29-45-376 (4 TDs, 1 INT)
Patriots Passing: T. Brady 24-35-234 (2 TDs)

Jaguars Receiving: K. Cole 7-116 (TD), C. Grant 6-56, D. Westbrook 4-82 (TD), D. Moncrief 4-34 (TD), A. Seferian-Jenkins 3-23 (TD), T. Yeldon 2-13, N. Paul 1-22, J. O'Shaughnessy 1-17, D. Chark 1-13
Patriots Receiving: J. White 7-73, P. Dorsett 5-44, C. Hogan 3-42 (2 TD), J. Hollister 3-35, C. Patterson 3-18, R. Gronkowski 2-15, S. Michel 1-7

Sacks: Jaguars 2.0 (D. Hayden 1.0, D. Fowler Jr 1.0)
Sacks: Patriots 0

Interceptions: Jaguars 0
Interceptions: Patriots 1 (K. Van Noy)

Paid Attendance: 68,527 **Time:** 3:02 **Temperature:** 97 degrees



GAME SUMMARIES



WEEK 3 VS. TENNESSEE

Sept. 23, 2018 at TIAA Bank Field

	1	2	3	4	OT	Final
TENNESSEE TITANS (2-1)	3	0	3	3	-	9
JACKSONVILLE JAGUARS (2-1)	0	3	0	3	-	6

In their first division game of the season, the Jaguars struggled to score against a tough Tennessee defense, losing 9-6 in a game that featured five field goals and 12 punts. The Titans finished with 233 total yards to the Jaguars' 232, and each team managed 3.0 sacks. Tennessee got the early momentum when the Jaguars, on their second possession, attempted a fake punt and were stopped at their own 47. Nine plays later K **Ryan Succop's** 39-yard field goal opened the scoring, but on that drive QB **Blaine Gabbert** suffered a concussion on a hit by DT **Malik Jackson**. QB **Marcus Mariota**, hampered by an elbow injury, replaced Gabbert for the remainder of the game. The Jaguars put together an 11-play drive in the second quarter leading to K **Josh Lambo's** 46-yard field goal, but the teams exchanged punts for most of the day. On the final play of the first half Succop attempted a 48-yard field goal which was wide and short, preserving a 3-3 halftime tie. Tennessee opened the third quarter with an efficient 9-play drive, capped by a 36-yard field goal to take a 6-3 lead, and on their first possession of the fourth quarter the Jaguars turned in their longest drive of the day - 13 plays and 68 yards - to set up Lambo's 36-yard field goal to knot the score once again at 6-6. Tennessee responded on the ensuing possession, marching 65 yards in 12 plays to the Jacksonville 10 and kicking a 28-yard field goal with 4:05 remaining which would turn out to be the game-winner. Jacksonville was then forced into a 3-and-out, punting the ball back to Tennessee with 2:51 left, and the Titans ran off six plays and forced the Jaguars to use all three of their time outs before punting the ball back with 19 seconds remaining. The Jaguars lost a fumble on the final play while trying several desperation laterals. Jacksonville reached Tennessee territory just twice, while the Titans had two red zone drives and kicked field goals on both. DL **Calais Campbell** had a sack of each quarterback and LB **Telvin Smith Sr.** added one. RB **T.J. Yeldon** led the Jaguars in rushing and receiving with 7 carries for 44 yards and 6 receptions for 46 as RB **Leonard Fournette** missed a second straight game.

Team	Q	Time	Scoring Play	Drive Info
TEN	1	4:59	R. Succop 39 yd. Field Goal	9-27, 4:11
JAX	2	8:54	J. Lambo 46 yd. Field Goal	11-34, 5:23
TEN	3	10:01	R. Succop 36 yd. Field Goal	9-57, 4:59
JAX	4	10:48	J. Lambo 38 yd. Field Goal	13-68, 6:39
TEN	4	4:06	R. Succop 28 yd. Field Goal	12-65, 6:42

Team Statistics

	Titans	Jaguars
First Downs (Run-Pass-Pen)	15 (7-6-2)	12 (6-6-0)
Total Yards-Plays-Avg.	233-59-3.9	232-56-4.1
Rushing Yards-Attempts-Avg.	150-35-4.3	87-19-4.6
Net Yards Passing (Sacked-Yds)	83 (3-25)	145 (3-10)
Att-Comp-Int	21-13-0	34-21-0
Third Down Conversions (%)	5-15 (33%)	5-14 (36%)
Fourth Down Conversions (%)	0-0	0-1 (0%)
Punts-Avg.	6-46.7	6-45.5
Fumbles-Lost	0-0	2-1
Penalties-Yards	4-30	8-75
Time of Possession	32:47	27:13

Individual Statistics

Jaguars Rushing: T. Yeldon 7-44, B. Bortles 5-27, C. Grant 6-11, B. Wilds 1-5
Titans Rushing: D. Henry 18-57, M. Mariota 7-51, D. Lewis 9-26, T. Sharpe 1-16

Jaguars Passing: B. Bortles 21-34-155
Titans Passing: M. Mariota 12-18-100, B. Gabbert 1-3-8

Jaguars Receiving: T. Yeldon 6-46, K. Cole 5-40, D. Westbrook 3-31, A. Seferian Jenkins 3-18, Moncrief 2-16, T. Bohanon 1-5, C. Grant 1-(-1)
Titans Receiving: T. Taylor 4-30, D. Lewis 3-14, C. Davis 2-34, Stocker 1-11, Smith 1-9, Jennings 1-7, Matthews 1-3

Sacks: Jaguars 3.0 (C. Campbell 2.0, T. Smith Sr. 1.0)
Sacks: Titans 3.0 (J. Casey 1.0, K. Vaccaro 1.0, W. Woodyard 1.0)

Interceptions: Jaguars 0
Interceptions: Titans 0

Paid Attendance: 64,015 **Time:** 2:56 **Temperature:** 89 degrees

WEEK 4 VS. NEW YORK JETS

Sept. 30, 2018 at TIAA Bank Field

	1	2	3	4	OT	Final
NEW YORK JETS (1-3)	0	0	3	9	-	12
JACKSONVILLE JAGUARS (3-1)	3	13	9	6	-	31

Playing their third consecutive home game, the Jaguars started fast and dominated throughout in beating the New York Jets 31-12 to improve to 3-1. QB **Blake Bortles** threw for a career-high 388 yards and two touchdowns, completing 29 of 38 including his first 11 attempts, while WR **Dede Westbrook** and WR **Donte Moncrief** each eclipsed 100 receiving yards with 9 receptions for 130 yards and 5 for 109, respectively. In the end Jacksonville had 503 yards of total offense while holding the Jets to 178. Scoring on all four of their first half possessions, the Jaguars got field goals of 32, 22 and 54 yards from K **Josh Lambo** and a 31-yard catch-and-run touchdown pass from Bortles to RB **T.J. Yeldon** to secure a 16-0 halftime lead. At that point the Jaguars had 270 yards to the Jets' 86, and a possession advantage of 19:07 to 10:53. The Jacksonville defense, which turned in two sacks by DT **Malik Jackson** and DE **Yannick Ngakoue** in the first half, contributed the next points when DL **Calais Campbell** and DT **Marcell Dareus** tackled RB **Isaiah Crowell** in the end zone for a safety on the Jets' first play of the third quarter after P **Logan Cooke's** punt was downed at the New York 2-yard line. Later in the quarter Bortles was intercepted by CB **Darryl Roberts** to set up K **Jason Myers' 27-yard** field goal to get the Jets on the scoreboard, but Bortles responded three plays later with a 67-yard bomb to Moncrief to extend the Jacksonville lead to 25-3. In the fourth quarter New York scored twice early, on a 38-yard field goal and a 2-yard touchdown pass from QB **Sam Darnold** to WR **Jordan Leggett**. The Jets' lone touchdown was set up by a Yeldon fumble which was returned 25 yards to the Jacksonville 5-yard line. On the Jaguars' final series Yeldon scored on a 1-yard run, capping a 9-play, 65-yard drive to make it 33-12. RB **Leonard Fournette** made his first start since opening day before aggravating his hamstring injury in the first half. Despite three turnovers and 9 penalties for 89 yards, the Jaguars advanced to 3-1 for the first time since 2007.

Team	Q	Time	Scoring Play	Drive Info
JAX	1	3:41	J. Lambo 32 yd. Field Goal	15-80, 8:38
JAX	2	9:25	J. Lambo 22 yd. Field Goal	12-73, 6:59
JAX	2	1:47	T. Yeldon 31 yd. pass from B. Bortles (J. Lambo kick)	7-78, 2:59
JAX	2	0:29	J. Lambo 54 yd. Field Goal	5-29, 0:31
JAX	3	12:22	I. Crowell tackled in end zone by M. Dareus, C. Campbell for safety	
NYJ	3	4:58	J. Myers 27 yd. Field Goal	7-14, 2:00
JAX	3	3:40	D. Moncrief 67 yd. pass from B. Bortles (J. Lambo kick)	3-75, 1:18
NYJ	4	12:53	J. Myers 38 yd. Field Goal	7-50, 2:40
NYJ	4	11:18	J. Leggett 2 yd. pass from S. Darnold (pass failed)	3-5, 1:26
JAX	4	0:25	T. Yeldon 1 yd. run (pass failed)	9-65, 3:57

Team Statistics

	Jets	Jaguars
First Downs (Run-Pass-Pen)	10 (2-6-2)	23 (5-16-2)
Total Yards-Plays-Avg.	178-51-3.5	503-74-6.8
Rushing Yards-Attempts-Avg.	34-14-2.4	126-34-3.7
Net Yards Passing (Sacked-Yds)	144 (3-23)	377 (2-11)
Att-Comp-Int	34-17-0	38-29-1
Third Down Conversions (%)	3-13 (23%)	6-15 (40%)
Fourth Down Conversions (%)	0-1 (0%)	1-1 (100%)
Punts-Avg.	7-49.3	4-46.3
Fumbles-Lost	0-0	4-2
Penalties-Yards	6-43	9-89
Time of Possession	22:25	37:35

Individual Statistics

Jaguars Rushing: T. Yeldon 18-52 (TD), L. Fournette 11-30, B. Bortles 3-28, D. Westbrook 1-11, C. Grant 1-5

Jets Rushing: B. Powell 8-26, S. Darnold 2-8, I. Crowell 4-0

Jaguars Passing: B. Bortles 29-38-388 (2 TD, 1 INT)
Jets Passing: S. Darnold 17-34-167 (TD)

Jaguars Receiving: D. Westbrook 9-130, D. Moncrief 5-109 (TD), T. Yeldon 3-48 (TD), J. O'Shaughnessy 2-28, A. Seferian-Jenkins 2-24, K. Cole 2-15, C. Grant 2-12, N. Paul 2-11, D. Chark 1-6, L. Fournette 1-5

Jets Receiving: Q. Enunwa 4-66, B. Powell 4-26, J. Leggett 3-13 (TD), J. Kearse 2-23, R. Anderson 2-18, C. Herndon 1-18, I. Crowell 1-3

Sacks: Jaguars 3.0 (B. Church 1.0, M. Jackson 1.0, Y. Ngakoue 1.0)
Sacks: Jets 2.0 (H. Anderson 1.0, L. Williams 1.0)

Interceptions: Jaguars 0
Interceptions: Jets 1 (D. Roberts)

Paid Attendance: 65,353 **Time:** 3:12 **Temperature:** 86 degrees



GAME SUMMARIES



WEEK 5 AT KANSAS CITY

Oct. 7, 2018 at Arrowhead Stadium

	1	2	3	4	OT	Final
JACKSONVILLE JAGUARS (3-2)	0	0	3	7	--	14
KANSAS CITY CHIEFS (5-0)	7	13	3	7	--	30

Facing the AFC's only undefeated team, the Jaguars committed five turnovers on offense and could not stop the Chiefs on defense, resulting in a lopsided 30-14 loss at Arrowhead Stadium. The Chiefs marched 73 yards in 10 plays to take an early lead on a 4-yard QB **Patrick Mahomes** scramble, marking the first time all season the Jaguars trailed by more than 3 points. Following a second Jaguars punt, Kansas City drove 82 yards in 14 plays and took a 10-0 lead on K **Harrison Butker's** 22-yard field goal. On their ensuing drive the Jaguars moved 72 yards in 13 plays but were stopped on fourth-and-1 at the Kansas City 3-yard line following two QB **Blake Bortles** incomplete passes. On the Chiefs' next possession S **Tashaun Gipson Sr.** got an interception – the first of the season by Mahomes and the first for the Jaguars secondary – but on the ensuing play the Chiefs got the ball back on a strip-sack by LB **Dee Ford**. Following a Kansas City field goal the Jaguars turned the ball over on their very next play when Bortles' screen pass to RB **T.J. Yeldon** was intercepted by DE **Chris Jones** and returned for a touchdown as the Chiefs scored 10 points in a span of seven seconds inside the final two minutes of the first half. Building on their 20-0 halftime lead, Butker added another field goal in the third quarter before Jacksonville finally scored on Bortles' 14-yard pass to Yeldon. On the first play of the fourth quarter the Chiefs extended their advantage to 30-7 when RB **Kareem Hunt** scored on a 40-yard run up the middle. The teams then exchanged interceptions before Bortles scored on a 21-yard scramble to make it 30-14 with 5:46 remaining. The Jaguars' final two possessions ended in a failed fourth-down conversion at the Kansas City 2-yard line and an interception into the end zone from the Chiefs' 14. The Jaguars had five red zone possessions which resulted in one touchdown, two interceptions and two failed fourth downs. Kansas City, meanwhile, scored two touchdowns and two field goals on their four red zone drives. While Bortles had his first 400-yard passing game with 430 yards, he also threw four interceptions for the first time. Yeldon finished as the Jaguars' leading rusher and receiver with 53 yards on 10 carries and 8 receptions for 69 yards.

Team	Q	Time	Scoring Play	Drive Info
K.C.	1	6:39	P. Mahomes 4 yd. run (H. Butker kick)	10-73, 5:23
K.C.	2	13:30	H. Butker 22 yd. Field Goal	14-82, 5:51
K.C.	2	1:56	H. Butker 42 yd. Field Goal	6-27, 2:19
K.C.	2	1:49	C. Jones 20 yd. interception return (H. Butker kick)	
K.C.	3	5:27	H. Butker 38 yd. Field Goal	12-78, 5:36
JAX	3	3:10	T. Yeldon 14 yd. pass from B. Bortles (J. Lambo kick)	6-75, 2:17
K.C.	4	14:57	K. Hunt 4 yd. run (H. Butker kick)	6-79, 3:13
JAX	4	5:46	B. Bortles 21 yd. run (J. Lambo kick)	14-58, 4:02

Team Statistics

	Jaguars	Chiefs
First Downs (Run-Pass-Pen)	29 (6-20-3)	26 (6-17-3)
Total Yards-Plays-Avg.	502-83-6.0	424-69-6.1
Rushing Yards-Attempts-Avg.	101-17-5.9	126-30-4.2
Net Yards Passing (Sacked-Yds)	401 (5-29)	298 (1-15)
Att-Comp-Int	61-33-4	38-22-2
Third Down Conversions (%)	7-16 (44%)	4-12 (33%)
Fourth Down Conversions (%)	3-5 (60%)	0-0 (0%)
Punts-Avg.	3-36.0	2-58.0
Fumbles-Lost	1-1	0-0
Penalties-Yards	5-45	11-105
Time of Possession	27:17	32:43

Individual Statistics

Chiefs Rushing: K. Hunt 22-87 (TD), T. Hill 2-26, P. Mahomes 4-13 (TD)
Jaguars Rushing: T. Yeldon 10-53, B. Bortles 4-34 (TD), C. Grant 1-8, B. Wilds 2-6

Chiefs Passing: P. Mahomes 22-38-313 (2 INTs)
Jaguars Passing: B. Bortles 33-61-430 (TD, 4 INTs)

Chiefs Receiving: S. Watkins 6-78, T. Kelce 5-100, T. Hill 4-61, C. Conley 2-21, A. Sherman 1-15, S. Ware 1-13, D. Thomas 1-13, K. Hunt 1-7, D. Harris 1-5
Jaguars Receiving: T. Yeldon 8-69 (TD), N. Paul 7-65, D. Moncrief 6-76, K. Cole 4-70, D. Westbrook 3-55, J. O'Shaughnessy 3-27, D. Chark Jr. 2-68

Sacks: Chiefs 5.0 (A. Bailey 1.0, D. Ford 1.0, C. Jones 1.0, Te. Smith 1.0, X. Williams 1.0)
Sacks: Jaguars 1.0 (Y. Ngakoue 1.0)

Interceptions: Chiefs 4 (C. Jones 1.0, J. Lucas 1.0, S. Nelson 1.0, O. Scandrick 1.0)
Interceptions: Jaguars 2 (T. Gipson Sr. 1.0, A. Bouye 1.0)

Paid Attendance: 75,289 **Time:** 3:24 **Temperature:** 58 degrees

WEEK 6 AT DALLAS

Oct. 14, 2018 at AT&T Stadium

	1	2	3	4	OT	Final
JACKSONVILLE JAGUARS (3-3)	0	0	7	0	--	7
DALLAS COWBOYS (3-3)	10	14	6	10	--	40

The Jaguars fell to 3-3 with a one-sided 40-7 loss at Dallas in which the offense and the defense were dominated by the Cowboys all afternoon. Of the Jaguars' 12 possessions, eight lasted three plays or less including six punts and two turnovers that led to 10 Dallas points. While the Jaguars punted on their first four possessions, Dallas built a 24-0 halftime lead by scoring on all four of their first-half drives. At that point the Cowboys' statistical advantage included 251 total yards to Jacksonville's 64, 101 rushing yards to 37, 150 passing yards to 27, 17 first downs to 3, and a possession time of 19:48 to 10:12. Jacksonville's lone touchdown came in the third quarter on a beautiful 34-yard **Blake Bortles** pass to **Dede Westbrook**, but the next two drives resulted in turnovers on a Bortles interception and a **Keelan Cole** fumble. The 30-7 third-quarter score was extended to 40-7 in the fourth on **Ezekiel Elliott's** 15-yard touchdown run and **Brett Maher's** fourth field goal of the day as he was good from 50, 46, 32 and 55 yards. Elliott rushed for 106 yards and a touchdown, while **Dak Prescott** ran for one score and threw two touchdown passes to **Cole Beasley**, who had 9 catches for 101 yards. The Jaguars ran a total of eight plays in Dallas territory, failing to cross midfield on nine of 12 possessions. Dallas, meanwhile, had five red zone drives and scored on all five with four touchdowns and a field goal. The Jaguars loss left them in a three-way tie atop the AFC South along with Tennessee and Houston.

Team	Q	Time	Scoring Play	Drive Info
DAL	1	8:36	B. Maher 50 yd. Field Goal	9-51, 4:19
DAL	1	3:47	D. Prescott 17 yd. run (B. Maher kick)	7-48, 3:26
DAL	2	9:28	C. Beasley 17 yd. pass from D. Prescott (B. Maher kick)	9-84, 4:49
DAL	2	0:41	C. Beasley 9 yd. pass from D. Prescott (B. Maher kick)	16-78, 7:14
JAX	3	7:31	D. Westbrook 34 yd. pass from B. Bortles (J. Lambo kick)	8-82, 3:27
DAL	3	3:06	B. Maher 46 yd. Field Goal	9-47, 4:25
DAL	3	1:17	B. Maher 32 yd. Field Goal	4-6, 1:31
DAL	4	14:54	E. Elliott 15 yd. run (B. Maher kick)	2-31, 1:16
DAL	4	7:07	B. Maher 55 yd. Field Goal	8-15, 4:39

Team Statistics

	Jaguars	Cowboys
First Downs (Run-Pass-Pen)	10 (3-7-0)	23 (11-10-2)
Total Yards-Plays-Avg.	204-47-4.3	378-72-5.3
Rushing Yards-Attempts-Avg.	65-18-3.6	206-42-4.9
Net Yards Passing (Sacked-Yds)	139 (3-10)	172 (3-11)
Att-Comp-Int	26-15-1	27-17-0
Third Down Conversions (%)	4-11 (36%)	7-17 (41%)
Fourth Down Conversions (%)	0-1 (0%)	2-2 (100%)
Punts-Avg.	6-41.3	3-41.0
Fumbles-Lost	1-1	2-0
Penalties-Yards	4-30	3-25
Time of Possession	21:10	38:50

Individual Statistics

Cowboys Rushing: E. Elliott 24-106 (TD), D. Prescott 11-82 (TD), T. Austin 2-14, R. Smith 5-4
Jaguars Rushing: T. Yeldon 8-41, B. Bortles 4-22, J. Charles 5-5, N. Paul 1-(-3)

Cowboys Passing: D. Prescott 17-27-183 (2 TDs)
Jaguars Passing: B. Bortles 15-26-149 (TD, 1 INT)

Cowboys Receiving: C. Beasley 9-101 (2 TDs), G. Swaim 2-21, M. Gallup 1-27, R. Gathers 1-14, E. Elliott 1-11, T. Austin 1-5, J. Olawale 1-3, D. Thompson 1-1
Jaguars Receiving: K. Cole 4-41, D. Westbrook 3-38 (TD), T. Yeldon 3-29, J. O'Shaughnessy 3-29, D. Grinnage 1-7, J. Charles 1-5

Sacks: Cowboys 3.0 (R. Gregory 1.0, M. Collins 1.0, T. Crawford 0.5, A. Woods 0.5)
Sacks: Jaguars 3.0 (Y. Ngakoue 2.0, C. Campbell 1.0)

Interceptions: Cowboys 1 (J. Heath 1)
Interceptions: Jaguars 0

Paid Attendance: 90,767 **Time:** 2:52 **Temperature:** 79 degrees

GAME SUMMARIES



WEEK 7 VS. HOUSTON

Oct. 21, 2018 at TIAA Bank Field

	1	2	3	4	OT	Final
HOUSTON TEXANS (4-3)	6	7	7	0	--	20
JACKSONVILLE JAGUARS (3-4)	0	0	7	0	--	7

For the third straight week the Jaguars failed to score in the first half, dropping a 20-7 decision to Houston as 10 Texans points were set up by Jaguars fumbles. A **Blake Bortles** fumble on the third play of the game put Houston at the Jacksonville 36-yard line, and the Texans took advantage with a 44-yard **Ka'imi Fairbairn** field goal. Houston would extend its lead on its second drive, marching 51 yards in 9 plays with Fairbairn hitting a 48-yard field goal. While the Jaguars punted on four consecutive possessions, the Texans added a touchdown on their fourth, with **Lamar Miller** scoring on a 5-yard run for a 13-0 halftime lead. In the third quarter another Bortles fumble – again on the third play of their first series – gave Houston the ball at the 12-yard line. **Deshaun Watson** hit **DeAndre Hopkins** with a 10-yard scoring pass as the lead grew to 20-0. **Cody Kessler** then replaced Bortles for the remainder of the game, and on his second series he tossed a 6-yard touchdown pass to **T.J. Yeldon**, but that would be the end of scoring for the rest of the day. The Jaguars' final two possessions ended with a Kessler interception and a failed 4th down. Miller finished with 100 rushing yards on 22 carries for Houston, and the Texans defense sacked Kessler four times in the second half. Jacksonville's third straight scoreless first half made it a combined 57-0 first-half deficit over three weeks. The Jaguars entered the game with the opportunity to take sole possession of the AFC South lead, but instead finished tied with Tennessee at 3-4 for second place with an 0-2 division record.

Team	Q	Time	Scoring Play	Drive Info
HOU	1	10:22	K. Fairbairn 44 yd. Field Goal	7-10, 3:15
HOU	1	2:39	K. Fairbairn 48 yd. Field Goal	9-51, 4:46
HOU	2	5:31	L. Miller 5 yd. run (K. Fairbairn kick)	9-60, 4:55
HOU	3	10:50	D. Hopkins 10 yd. pass from D. Watson (K. Fairbairn kick)	2-12, 0:37
JAX	3	2:18	T. Yeldon 6 yd. pass from C. Kessler (J. Lambo kick)	10-47, 4:37

Team Statistics

	Texans	Jaguars
First Downs (Run-Pass-Pen)	15 (7-7-1)	15 (4-11-0)
Total Yards-Plays-Avg.	272-62-4.4	259-68-3.8
Rushing Yards-Attempts-Avg.	141-37-3.8	70-22-3.2
Net Yards Passing (Sacked-Yds)	131 (1-8)	189 (4-28)
Att-Comp-Int	24-12-0	42-27-1
Third Down Conversions (%)	8-16 (50%)	9-19 (47%)
Fourth Down Conversions (%)	0-0 (0%)	0-1 (0%)
Punts-Avg.	6-46.2	6-45.7
Fumbles-Lost	2-0	3-2
Penalties-Yards	6-35	2-15
Time of Possession	29:35	30:25

Individual Statistics

Jaguars Rushing: B. Bortles 6-30, T. Yeldon 12-28, C. Kessler 2-8, J. Charles 1-2, D. Williams 1-2

Texans Rushing: L. Miller 22-100, A. Blue 8-28, D. Watson 7-13

Jaguars Passing: C. Kessler 21-30-156 (TD, INT), B. Bortles 6-12-61

Texans Passing: D. Watson 12-24-139 (TD)

Jaguars Receiving: D. Moncrief 7-76, T. Yeldon 5-40, D. Chark 4-31, D. Westbrook 4-17, K. Cole 2-21, D. Grinnage 2-17, R. Greene 1-8, T. Bohanon 1-5, J. Charles 1-2

Texans Receiving: W. Fuller 6-68, D. Hopkins 3-50, T. Ervin 1-19, K. Coutee 1-3, L. Miller 1-(-1)

Sacks: Jaguars 1.0 (D. Fowler 1.0)

Sacks: Texans 4.0 (J. Clowney 2.0, T. Mathieu 1.0, W. Mercilus 1.0)

Interceptions: Jaguars 0

Interceptions: Texans 1 (T. Mathieu)

Paid Attendance: 66,534

Time: 2:52

Temperature: 68 degrees

WEEK 8 VS. PHILADELPHIA

Oct. 28, 2018 at Wembley Stadium

	1	2	3	4	OT	Final
PHILADELPHIA EAGLES (4-4)	0	10	7	7	--	24
JACKSONVILLE JAGUARS (3-5)	3	3	6	6	--	18

The Jaguars forced an Eagles turnover on the games' opening series and scored on the ensuing possession, but they were unable to keep pace with the Eagles in falling 24-18 at Wembley Stadium for their fourth consecutive loss. Taking their first lead in four weeks, Jacksonville got a 50-yard field goal from K **Josh Lambo** and then the defense got its second takeaway on the second Philadelphia possession. After the teams traded second-quarter field goals, Jacksonville led 6-3 but that would be its last lead of the day. The Eagles got their only turnover on a WR **Keelan Cole** fumble and converted it into a 44-yard scoring drive with QB **Carson Wentz** hitting TE **Dallas Goedert** with a 32-yard touchdown pass for a 10-6 halftime lead. Both teams reached pay dirt in the third period, but the Jaguars were held to one touchdown and two field goals on their three second-half red zone drives. Wentz threw his second touchdown pass to RB **Wendell Smallwood** – a 36-yarder which capped a 9-play, 95-yard drive – before QB **Blake Bortles** hit WR **Dede Westbrook** with an 11-yard touchdown pass, the 100th of his career. Jacksonville's two-point conversion attempt failed, leaving a five-point deficit at 17-12. The Jaguars got within two points at 17-15 on Lambo's 33-yard field goal early in the final quarter, but the Eagles responded with Wentz's third touchdown pass of the day, a 5-yarder to TE **Zach Ertz** to make it 24-15 with 9:55 remaining. Needing touchdowns to keep pace, the Jaguars were forced to settle for another Lambo field goal on their next drive after having first-and-goal at the Philadelphia 8. Lambo, who hit all four of his field goal tries including a 57-yarder, broke the team record for consecutive field goals and extended his streak to 23, topping the previous mark of 20 straight.

Team	Q	Time	Scoring Play	Drive Info
JAX	1	6:50	J. Lambo 50 yd. Field Goal	9-39, 5:05
PHI	2	7:43	J. Elliott 31 yd. Field Goal	13-64, 7:05
JAX	2	2:43	J. Lambo 57 yd. Field Goal	8-36, 5:00
PHI	2	0:29	D. Goedert 32 yd. pass from C. Wentz (J. Elliott kick)	4-44, 1:00
PHI	3	8:39	W. Smallwood 36 yd. pass from C. Wentz (J. Elliott kick)	9-95, 5:00
JAX	3	4:33	D. Westbrook 11 yd. pass from B. Bortles (pass failed)	9-75, 4:06
JAX	4	13:10	J. Lambo 33 yd. Field Goal	11-37, 4:57
PHI	4	9:55	Z. Ertz 5 yd. pass from C. Wentz (J. Elliot kick)	6-75, 3:15
JAX	4	6:57	J. Lambo 24 yd. Field Goal	10-69, 2:58

Team Statistics

	Eagles	Jaguars
First Downs (Run-Pass-Pen)	22 (7-15-0)	16 (5-10-1)
Total Yards-Plays-Avg.	395-62-6.4	335-62-5.4
Rushing Yards-Attempts-Avg.	133-28-4.8	70-17-4.1
Net Yards Passing (Sacked-Yds)	262 (4-24)	265 (4-21)
Att-Comp-Int	30-21-1	41-24-0
Third Down Conversions (%)	7-12 (58%)	6-14 (43%)
Fourth Down Conversions (%)	0-0 (0%)	1-2 (50%)
Punts-Avg.	3-51.7	2-48.0
Fumbles-Lost	1-1	2-1
Penalties-Yards	4-36	5-45
Time of Possession	32:38	27:22

Individual Statistics

Jaguars Rushing: B. Bortles 8-43, C. Hyde 6-11, D. Westbrook 1-9, T. Yeldon 2-7

Eagles Rushing: J. Adams 9-61, C. Wentz 6-28, W. Smallwood 8-24, N. Agholor 1-14, C. Clement 4-6

Jaguars Passing: B. Bortles 24-41-286 (TD)

Eagles Passing: C. Wentz 21-30-286 (3 TD, INT)

Jaguars Receiving: T. Yeldon 7-83, D. Moncrief 4-54, D. Chark 4-41, D. Grinnage 3-37, D. Westbrook 2-31, K. Cole 2-18, B. Bell 1-13, R. Greene 1-9

Eagles Receiving: J. Matthews 4-93, A. Jeffrey 4-35, Z. Ertz 4-26, N. Agholor 3-49, W. Smallwood 2-42, D. Goedert 1-32, J. Adams 1-6, C. Wentz 1-4, C. Clement 1-(-1)

Sacks: Jaguars 4.0 (C. Campbell 1.0, M. Dareus 1.0, M. Jack 1.0, Y. Ngakoue 1.0)

Sacks: Eagles 4.0 (C. Long 2.0, J. Hicks 1.5, M. Bennett 0.5)

Interceptions: Jaguars 1 (J. Ramsey)

Interceptions: Eagles 0

Paid Attendance: 85,870

Time: 2:53

Temperature: 48 degrees

GAME SUMMARIES



WEEK 10 AT INDIANAPOLIS

Nov. 11, 2018 at Lucas Oil Stadium

	1	2	3	4	OT	Final
JACKSONVILLE JAGUARS (3-6)	7	9	3	3	--	26
INDIANAPOLIS COLTS (4-5)	14	15	0	0	--	29

The Jaguars allowed 29 first-half points and trailed 29-16 at halftime before making a furious rally to get within three points, but their comeback bid was ended on a lost fumble with 1:30 remaining in the fourth quarter. The Colts used big plays and three straight touchdown drives to build an early lead, with tight end **Eric Ebron** scoring three first-half touchdowns. His first capped the opening drive, with Ebron and Andrew Luck connecting on a 53-yard catch-and-run touchdown pass. Jacksonville scored on its second possession, utilizing a 97-yard drive with **Donte Moncrief** scoring on an 80-yard **Blake Bortles** throw. Ebron's 2-yard touchdown run on the following possession put the Colts back in front, 14-7, and his 12-yard scoring catch in the second quarter – set up by a 53-yard reception by Jordan Wilkins – made it 21-7. **D.J. Chark** returned the ensuing kickoff 47 yards to the 46 to set up the Jaguars' next drive, which covered the remaining 54 yards in 5 plays with Leonard Fournette scoring his first touchdown of the season on a 1-yard run. The PAT was blocked and the Colts' successful return for 2 points was nullified by a block below the waist. The Colts immediately marched 75 yards in 10 plays with Luck hitting **Mo Alie-Cox** with a 1-yard touchdown pass, giving Indianapolis a 29-13 lead after a successful 2-point conversion. **Josh Lambo's** 28-yard field goal just before the half made it 29-16. Indianapolis was held scoreless in the second half as the Jaguars clawed back with two scores. On the opening series of the third quarter Jacksonville put together a 17-play drive, covering 75 yards and including a fake field goal on 4th-and-4 at the Colts' 30 when **Logan Cooke's** pass to **James O'Shaughnessy** extended the drive, which ended with Bortles' 1-yard pass to Fournette. **Telvin Smith** intercepted Luck on the first play of the fourth quarter and the Jaguars were unable to capitalize, but on their next possession they got a 55-yard Lambo field goal to make it a 3-point game at 29-26 with 4:03 remaining. A 52-yard **Adam Vinatieri** field goal try was off target and Jacksonville had the ball back with 2:53 left. They advanced to the Indianapolis 35, and on 3rd-and-1 Bortles completed a 10-yard pass to **Rashad Greene**, but Greene was hit and forced to fumble, which the Colts recovered to seal the win.

Team	Q	Time	Scoring Play	Drive Info
IND	1	11:26	E. Ebron 53 yd. pass from A. Luck (A. Vinatieri kick)	7-75, 3:34
JAX	1	2:58	D. Moncrief 80 yd. pass from B. Bortles (J. Lambo kick)	5-97, 2:42
IND	1	0:00	E. Ebron 2 yd. run (A. Vinatieri kick)	6-70, 2:58
IND	2	9:19	E. Ebron 12 yd. pass from A. Luck (A. Vinatieri kick)	7-86, 2:52
JAX	2	5:53	L. Fournette 1 yd. run (kick blocked)	6-54, 3:26
IND	2	1:46	M. Alie-Cox 1 yd. pass from A. Luck (M. Mack run)	10-75, 4:07
JAX	2	0:05	J. Lambo 28 yd. Field Goal	10-50, 1:41
JAX	3	6:25	L. Fournette 1 yd. pass from B. Bortles (J. Lambo kick)	17-75, 8:35
JAX	4	4:03	J. Lambo 55 yd. Field Goal	8-22, 4:15

Team Statistics

	JAGUARS	COLTS
First Downs (Run-Pass-Pen)	24 (6-16-2)	17 (4-11-2)
Total Yards-Plays-Avg.	415-73-5.7	366-52-7.0
Rushing Yards-Attempts-Avg.	91-34-2.7	81-23-3.5
Net Yards Passing (Sacked-Yds)	324 (0-0)	285 (0-0)
Att-Comp-Int	39-27-0	29-21-1
Third Down Conversions (%)	9-17 (53%)	6-11 (55%)
Fourth Down Conversions (%)	1-1 (100%)	0-1 (0%)
Punts-Avg.	3-46.0	3-46.0
Fumbles-Lost	1-1	0-0
Penalties-Yards	8-61	7-45
Time of Possession	35:10	24:50

Individual Statistics

Colts Rushing: J. Wilkins 1-53, M. Mack 12-29, N. Hines 3-3, E. Ebron 1-2 (TD), A. Luck 5(-2), C. Rogers 1(-4)

Jaguars Rushing: L. Fournette 24-53 (TD), D. Westbrook 2-13, T. Yeldon 3-12, B. Bortles 2-8, C. Hyde 3-5

Colts Passing: A. Luck 21-29-285 (3 TD, INT)

Jaguars Passing: B. Bortles 26-38-320 (2 TD), L. Cooke 1-1-4

Colts Receiving: D. Inman 4-41, T. Hilton 3-77, E. Ebron 3-69 (2 TD), J. Doyle 3-36, N. Hines 3-19, M. Alie-Cox 2-28 (TD), M. Mack 2-9, R. Grant 1-6

Jaguars Receiving: L. Fournette 5-56 (TD), T. Yeldon 5-51, J. O'Shaughnessy 5-46, D. Westbrook 5-30, D. Moncrief 3-98 (TD), B. Bell 2-27, R. Greene 1-11, T. Bohanon 1-5

Sacks: Colts: 0.0
Sacks: Jaguars: 0.0

Interceptions: Colts: 0

WEEK 11 VS. PITTSBURGH

Nov. 18, 2018 at TIAA Bank Field

	1	2	3	4	OT	Final
PITTSBURGH STEELERS (7-2-1)	0	0	6	14	--	20
JACKSONVILLE JAGUARS (3-7)	0	9	7	0	--	16

After building a 16-0 lead, the Jaguars allowed 20 points by Pittsburgh in the final 16:17 including the game-winning touchdown with five seconds remaining to fall at home, 20-16. Three second-quarter field goals by **K Josh Lambo** gave Jacksonville a 9-0 lead, with a CB **Jalen Ramsey** interception at the Pittsburgh 47 setting up the third field goal. Two series later S **Barry Church** intercepted QB **Ben Roethlisberger** but the Jaguars were unable to capitalize. In the third period a LB **Myles Jack** interception was nullified by a penalty, but later in the drive Ramsey got his second pick of the day in the end zone. The ensuing Jaguars drive covered 80 yards in 10 plays with RB **Leonard Fournette** scoring on a 1-yard dive to make it 16-0 with 2:09 left in the third quarter. After being shut out for more than 42 minutes, Pittsburgh answered two plays later when Roethlisberger hit WR **Antonio Brown** with a 78-yard bomb. Trailing by 10, the Steelers went for a two-point conversion which failed. In the fourth quarter Jacksonville had four straight 3-and-out possessions that netted -3 yards. The Steelers clinched the game on their final two possessions in the final 2:28. First came an 11-yard touchdown pass to TE **Vance McDonald** which made it a three-point game at 16-13, Jacksonville. After forcing a fourth consecutive 3-and-out and punt, the Steelers took possession with 1:42 remaining and methodically marched 68 yards in 7 plays. That drive included an interception by CB **D.J. Hayden** in the end zone that would have sealed a Jaguars win, but Hayden was called for a penalty and a second turnover was nullified. Roethlisberger capped the drive on the next play with a 1-yard diving run with 5 seconds left. The Jaguars' final play resulted in a sack and lost fumble. The Jaguars finished with 179 rushing yards after rushing for 141 in the first half, while Pittsburgh ran for just 26 yards but threw for 297. In the first half the Jaguars had a possession time advantage of 22:15 to 7:45, but in the second half they managed just 74 total yards and 38 rushing yards while punting five times. Fournette had a season-high 95 rushing yards and 2 receptions for 46 yards. WR **Juju Smith-Schuster** finished with a game-high 104 receiving yards on 8 catches, including 6 for 88 yards on the Steelers' final three possessions.

Team	Q	Time	Scoring Play	Drive Info
JAX	2	13:10	J. Lambo 48 yd. Field Goal	15-64, 8:57
JAX	2	8:34	J. Lambo 38 yd. Field Goal	6-38, 3:28
JAX	2	3:37	J. Lambo 43 yd. Field Goal	9-22, 4:46
JAX	3	2:09	L. Fournette 2 yd. run (J. Lambo kick)	10-80, 5:50
PIT	3	1:17	A. Brown 78 yd. pass from B. Roethlisberger (pass failed)	2-79, 0:52
PIT	4	2:28	V. McDonald 11 yd. pass from B. Roethlisberger (C. Boswell kick)	8-80, 2:38
PIT	4	0:05	B. Roethlisberger 1 yd. run (C. Boswell kick)	7-68, 1:37

Team Statistics

	STEELERS	JAGUARS
First Downs (Run-Pass-Pen)	19 (3-10-6)	15 (9-5-1)
Total Yards-Plays-Avg.	323-60-5.4	243-67-3.6
Rushing Yards-Attempts-Avg.	26-11-2.4	179-43-4.2
Net Yards Passing (Sacked-Yds)	297 (2-17)	64 (6-40)
Att-Comp-Int	47-27-3	18-10-0
Third Down Conversions (%)	3-11 (27%)	6-18 (33%)
Fourth Down Conversions (%)	0-2 (0%)	0-0
Punts-Avg.	6-51.0	9-46.1
Fumbles-Lost	0-0	2-1
Penalties-Yards	3-15	11-111
Time of Possession	22:20	37:40

Individual Statistics

Jaguars Rushing: L. Fournette 28-95 (TD), C. Hyde 8-44, T. Yeldon 5-23, B. Bortles 2-17

Steelers Rushing: J. Conner 9-25, B. Roethlisberger 2-1

Jaguars Passing: B. Bortles 10-18-104

Steelers Passing: B. Roethlisberger 27-47-314 (2 TDs, 3 INTs)

Jaguars Receiving: L. Fournette 2-46, D. Westbrook 2-19, D. Chark 2-15, T. Yeldon 2-9, D. Moncrief 1-11, J. O'Shaughnessy 1-4

Steelers Receiving: J. Smith-Schuster 8-104, J. Conner 6-24, A. Brown 5-117 (TD), R. Switzer 3-28, V. McDonald 3-27, J. Washington 1-11, X. Grimble 1-3

Sacks: Jaguars: 2.0 (C. Campbell 1.0, Y. Ngakoue 1.0)

Sacks: Steelers: 6.0 (J. Hargrave 2.0, T. Watt 2.0, C. Heyward 1.0, V. Williams 1.0)

Interceptions: Jaguars: 3 (J. Ramsey 2, B. Church 1)

Interceptions: Steelers: 0

Paid Attendance: 67,683

Time: 3:14

Temperature: 73 degrees



GAME SUMMARIES



WEEK 12 AT BUFFALO

Nov. 25, 2018 at New Era Field

	1	2	3	4	OT	Final
JACKSONVILLE JAGUARS (3-8)	0	14	3	7	--	21
BUFFALO BILLS (4-7)	14	0	0	10	--	24

Battling back from a 14-0 first-quarter deficit, the Jaguars scored on two RB **Leonard Fournette** runs to tie the score at 14-14 in the second period before turnovers and penalties gave them too much to overcome despite rushing for 226 yards. The Jaguars' second touchdown drive was followed by two interceptions, a missed field goal and four punts before a last-minute touchdown got them within three points at the end. The game turned in the third quarter after each team had begun the second half with two punts. The Jaguars started a drive at the Buffalo 47 and were helped by a defensive holding penalty on 3rd-and-10 which negated a sack and extended the drive, and four plays later QB **Blake Bortles** hit WR **Donte Moncrief** with a 30-yard pass that was ruled a touchdown. A fight ensued, with Fournette and DE **Shaq Lawson** being ejected, and replay review ruled the play down at the Buffalo 1-yard line. From there the Jaguars went backwards: a 1-yard loss, a false start penalty, a touchdown nullified by a holding penalty, a one-yard gain, an 8-yard sack, and then K **Josh Lambo** missing a 42-yard field goal attempt. On the Bills' ensuing possession, they were aided by two 15-yard penalties on the Jaguars defense which moved the Bills to the Jacksonville 14, from where QB **Josh Allen** ran 14 yards for a touchdown and a 21-14 lead. With 5:07 remaining in the fourth quarter Bortles was intercepted by CB **Jordan Poyer** at the Jacksonville 18, and six plays later K **Stephen Hauschka's** 22-yard field goal made it 24-14 with 3:06 left and the Jaguars out of time outs. Bortles then directed an 8-play, 70-yard drive capped by a 13-yard scoring pass to WR **Dede Westbrook**, making it 24-21 with 1:20 remaining, but Buffalo recovered the onside kick to seal the win. Before being ejected with 2:49 left in the third quarter Fournette had run for 95 yards and two touchdowns and caught 3 passes, while Westbrook caught 3 passes for 44 yards and had a 43-yard run. Allen led all rushers with 99 yards and a touchdown on 13 carries while completing 8 of 19 passes for just 160 yards. The loss dropped the Jaguars to 3-8, assuring them of a non-winning season.

Team	Q	Time	Scoring Play	Drive Info
BUF	1	5:02	I. McKenzie 6 yd. run (S. Hauschka kick)	5-75, 2:23
BUF	1	2:39	R. Foster 75 yd. pass from J. Allen (S. Hauschka kick)	3-86, 1:19
JAX	2	10:58	L. Fournette 5 yd. run (J. Lambo kick)	11-74, 6:41
JAX	2	5:30	L. Fournette 1 yd. run (J. Lambo kick)	6-74, 3:18
BUF	4	14:52	J. Allen 14 yd. run (S. Hauschka kick)	3-68, 0:43
BUF	4	3:06	S. Hauschka 22 yd. field goal	6-14, 1:55
JAX	4	1:20	D. Westbrook 13 yd. pass from B. Bortles (J. Lambo kick)	8-70, 1:46

Team Statistics

	JAGUARS	BILLS
First Downs (Run-Pass-Pen)	25 (13-6-6)	18 (9-5-4)
Total Yards-Plays-Avg.	333-65-5.1	327-54-6.1
Rushing Yards-Attempts-Avg.	226-39-5.8	167-35-4.8
Net Yards Passing (Sacked-Yds)	107 (3-20)	160 (0-0)
Att-Comp-Int	23-12-2	19-8-0
Third Down Conversions (%)	5-13 (28%)	2-10 (20%)
Fourth Down Conversions (%)	0-0 (0%)	0-0 (0%)
Punts-Avg	6-47.8	7-44.9
Fumbles-Lost	0-0	2-0
Penalties-Yards	10-90	13-80
Time of Possession	32:42	27:18

Individual Statistics

Bills Rushing: J. Allen 13-99 (TD), L. McCoy 17-46, C. Ivory 3-14, I. McKenzie 2-8
Jaguars Rushing: L. Fournette 18-95 (2 TD), D. Westbrook 1-43, B. Bortles 6-39, C. Hyde 10-33, T. Yeldon 3-16, T. Bohanon 1-0

Bills Passing: J. Allen 8-19-160 (TD)
Jaguars Passing: B. Bortles 12-23-127 (TD, 2 INT)

Bills Receiving: R. Foster 2-94 (TD), J. Croom 2-16, I. McKenzie 2-11, K. Benjamin 1-32, L. McCoy 1-7
Jaguars Receiving: D. Westbrook 3-44, L. Fournette 3-13, T. Bohanon 2-19, T. Yeldon 2-17, D. Moncrief 1-29, B. Bell 1-5

Sacks: Bills: 3.0 (K. Williams 1.5, L. Alexander 1.0, J. Hughes 0.5)
Sacks: Jaguars 0

Interceptions: Bills 2 (M. Milano 1, J. Poyer 1)
Interceptions: Jaguars 0

Paid Attendance: 57,799 **Time:** 3:22 **Temperature:** 44 degrees

WEEK 13 VS. INDIANAPOLIS

Dec. 2, 2018 at TIAA Bank Field

	1	2	3	4	OT	Final
INDIANAPOLIS COLTS (6-6)	0	0	0	0	--	0
JACKSONVILLE JAGUARS (4-8)	0	3	0	3	--	6

With QB **Cody Kessler** making his first start for the Jaguars, the team rode a stingy defense in getting its first division win of the season in a 6-0 shutout against Indianapolis to snap a seven-game losing streak. Both teams had turnovers on their first possession as the Jaguars fumbled on the third play and three plays later the Colts gave it back with an interception by CB **D.J. Hayden**. Penalties hurt Jacksonville early, with a DE **Yannick Ngakoue** strip-sack being nullified by a defensive holding penalty before a third-down stop was negated by an unsportsmanlike conduct call. Late in the first quarter and continuing into the second, the Colts put together an extended drive to the Jacksonville 11, from where they kicked a 29-yard K **Adam Vinatieri** field goal. But an unnecessary roughness call on the play gave the Colts first-and-goal at the 5. On fourth-and-1 at the 1, QB **Andrew Luck's** shuffle pass to RB **Jordan Wilkins** fell short of the goal line, giving the ball back to Jacksonville and ending what was a 17-play, 62-yard possession. The Colts lost another turnover on their next series when TE **Eric Ebron** was stopped short and fumbled on fourth-and-one. The Jaguars' ensuing possession started at their own 40, and they marched 48 yards in 13 plays to get the game's first points on K **Josh Lambo's** 30-yard field goal. The third quarter featured nothing but punts, but six plays into the fourth quarter the Jaguars extended their lead to 6-0 on Lambo's 37-yard field goal to cap a 10-play, 49-yard drive. More punts ensued, and with 2:38 remaining Indianapolis went for another fourth-and-1, this time at the Jacksonville 19, but Luck was sacked on the play by S **Ronnie Harrison**, who was making his first career start. After forcing a punt the Colts took over at their own 15-yard line with 1:53 left and no timeouts. They gained 11, 11, 20, 10 and 4 yards on successive plays before facing third down at the Jacksonville 29 with 9 seconds remaining. Luck completed a sideline pass to TE **Erik Swoope** but Swoope was tackled inbounds by CB **Jalen Ramsey** to end the game. On the day, both of Jacksonville's red zone possessions ended in field goals, and both of the Colts' ended with failed fourth downs.

Team	Q	Time	Scoring Play	Drive Info
JAX	2	2:03	J. Lambo 30 yd. Field Goal	13-48, 6:49
JAX	4	11:42	J. Lambo 37 yd. Field Goal	10-49, 5:48

Team Statistics

	JAGUARS	COLTS
First Downs (Run-Pass-Pen)	11 (2-7-2)	19 (1-15-3)
Total Yards-Plays-Avg.	211-54-3.9	265-71-3.7
Rushing Yards-Attempts-Avg.	79-27-2.9	41-16-2.6
Net Yards Passing (Sacked-Yds)	132 (3-18)	224 (3-24)
Att-Comp-Int	24-18-0	52-33-1
Third Down Conversions (%)	6-15 (40%)	5-18 (28%)
Fourth Down Conversions (%)	0-0 (0%)	0-3 (0%)
Punts-Avg.	6-49.7	7-47.0
Fumbles-Lost	2-1	1-1
Penalties-Yards	8-74	6-65
Time of Possession	29:33	30:27

Individual Statistics

Jaguars Rushing: C. Hyde 13-36, C. Kessler 5-28, T. Yeldon 8-16, D. Westbrook 1-(-1)

Colts Rushing: M. Mack 8-27, A. Luck 2-16, N. Hines 4-5, Z. Pascal 1-2, E. Ebron 1-(-9)

Jaguars Passing: C. Kessler 18-24-150
Colts Passing: A. Luck 33-52-248

Jaguars Receiving: T. Yeldon 7-49, D. Moncrief 3-40, D. Westbrook 3-25, J. O'Shaughnessy 2-19, K. Cole 2-16, C. Hyde 1-1
Colts Receiving: E. Ebron 10-81, N. Hines 9-50, T. Hilton 8-77, D. Inman 2-14, Z. Pascal 1-16, M. Mack 1-6, E. Swoope 1-4, J. Wilkins 1-0

Sacks: Jaguars: 3.0 (C. Campbell 1.0, R. Harrison 1.0, Y. Ngakoue 1.0)
Sacks: Colts: 3.0 (D. Atruy 3.0)

Interceptions: Jaguars 1 (D. Hayden)
Interceptions: Colts 0

Paid Attendance: 67,030 **Time:** 2:51 **Temperature:** 78 degrees

GAME SUMMARIES



WEEK 14 AT TENNESSEE

Dec. 6, 2018 at Nissan Stadium

	1	2	3	4	OT	Final
JACKSONVILLE JAGUARS (4-9)	2	0	7	0	--	9
TENNESSEE TITANS (6-5)	7	9	14	0	--	30

Led by a dominant performance by RB **Derrick Henry**, The Titans scored early and often to build a 30-2 third-quarter lead before winning 30-9 in a Thursday night matchup. Henry finished the game with a franchise-record 238 rushing yards and four TDs on 17 carries, a 14.0-yard average, as Tennessee turned in 426 yards of offense. The Titans, who had two one-play scoring drives on Henry runs of 99 and 54 yards, set the tone from the start, marching 73 yards in 10 plays on the opening drive with Henry scoring on a 3-yard run. The next Tennessee possession ended after 7 plays when QB **Marcus Mariota** was intercepted by S **Ronnie Harrison** at the Jacksonville 26. The Jaguars were forced to punt three plays later, and WR **Cameron Batson** muffed the punt before being trapped in the end zone for a safety to get Jacksonville on the scoreboard at 7-2. The game's turning point came after the Jaguars' ensuing possession, which bogged down with a failed fourth down at the Tennessee one-yard line following a first-and-goal at the three. Henry made the Jaguars pay on the very next play when he broke tackles and stiff-armed his way 99 yards for a touchdown, joining RB **Tony Dorsett** as the only players in NFL history with a 99-yard run. A K **Ryan Succop** 33-yard field goal closed out the first half, with Tennessee leading 16-2 and owning a total yardage advantage of 243 yards to 98. In the second half Henry scored twice more on the Titans' first two possessions, marking three straight scoring drives, with a 16-yard run capping a 64-yard drive and a 54-yarder following a QB **Cody Kessler** fumble. The 16-yard scoring run followed a third-and-11 conversion to the Jacksonville 17, while the 54-yarder was on first down on the Titans' 46. Jacksonville finally drove 67 yards in 11 plays to score its lone touchdown late in the third quarter on a 7-yard Kessler pass to WR **Dede Westbrook**. The Jaguars' final two possession ended with failed fourth downs.

Team	Q	Time	Scoring Play	Drive Info
TEN	1	9:30	D. Henry 3 yd. run (R. Succop kick)	10-73, 5:30
JAX	1	0:45	C. Batson tackled in end zone by L. Jacobs for a Safety	
TEN	2	7:07	D. Henry 99 yd. run (kick failed)	1-99, 0:18
TEN	2	0:05	R. Succop 33 yd. Field Goal	8-50, 1:12
TEN	3	7:19	D. Henry 16 yd. run (R. Succop kick)	10-68, 5:36
TEN	3	5:30	D. Henry 54 yd. run (R. Succop kick)	1-54, 0:11
JAX	3	1:49	D. Westbrook 7 yd. pass from C. Kessler (J. Lambo kick)	11-67, 3:41

Team Statistics

	JAGUARS	TITANS
First Downs (Run-Pass-Pen)	17 (5-11-1)	21 (10-9-2)
Total Yards-Plays-Avg.	255-67-3.8	426-57-7.5
Rushing Yards-Attempts-Avg.	60-20-3.0	264-32-8.3
Net Yards Passing (Sacked-Yds)	195 (4-45)	162 (1-0)
Att-Comp-Int	43-25-0	24-18-1
Third Down Conversions (%)	2-12 (17%)	7-11 (64%)
Fourth Down Conversions (%)	2-5 (40%)	0-1 (0%)
Punts-Avg.	5-50.0	2-59.0
Fumbles-Lost	1-1	1-0
Penalties-Yards	7-67	3-30
Time of Possession	30:40	29:20

Individual Statistics

Titans Rushing: D. Henry 17-238 (4 TD), D. Lewis 10-13, M. Mariota 4-13, C. Davis 1-0

Jaguars Rushing: L. Fournette 14-36, C. Kessler 5-17, T. Yeldon 1-7

Titans Passing: M. Mariota 18-24 (INT)

Jaguars Passing: C. Kessler 25-43-240 (TD)

Titans Receiving: T. Taylor 6-59, D. Lewis 5-39, A. Kirkser 3-27, C. Davis 2-21, M. Pruitt 1-9, L. Stocker 1-7

Jaguars Receiving: D. Westbrook 7-88 (TD), D. Moncrief 5-47, K. Cole 3-55, J. O'Shaughnessy 3-12, B. Bell 2-16, L. Fournette 2-5, R. Greene 1-10, T. Yeldon 1-10, C. Hyde 1-(-3)

Sacks: Titans: 4.0 (J. Casey 1.5, K. Byard 1.0, L. Ryan 1.0, S. Finch 0.5)

Sacks: Jaguars: 1.0 (M. Jack 1.0)

Interceptions: Titans: 0

Interceptions: Jaguars: 1 (R. Harrison 1)

Paid Attendance: 60,344

Time: 2:58

Temperature: 44 degrees

WEEK 15 VS. WASHINGTON

Dec. 16, 2018 at TIAA Bank Field

	1	2	3	4	OT	Final
WASHINGTON REDSKINS (7-7)	3	0	3	10	--	16
JACKSONVILLE JAGUARS (4-10)	0	10	0	3	--	13

The Jaguars' first and last possessions ended in turnovers and Washington capitalized on the latter, marching 36 yards to the game-winning field goal as time expired for a 16-13 win. Jacksonville got all of its points from special teams, with newly-signed K **Kai Forbath** kicking field goals of 33 and 41 yards and WR **Dede Westbrook** returning a punt 74 yards for a touchdown in the closing second of the first half. The Redskins opened the scoring on their second drive with a 46-yard field goal. Jacksonville's initial points were set up when DE **Lerentee McCray** tipped a Redskins punt and the Jaguars took over at the Washington 46, and 10 plays later Forbath's 31-yard field goal made it 3-3 in the second quarter. On the Jaguars' next possession P **Logan Cooke** boomed a 63-yard punt that was muffed and recovered by the Redskins at their own 18. Three plays later Washington was forced to punt, and Westbrook gathered the ball and found the right sideline to score untouched from 74 yards to give Jacksonville a 10-3 lead with four seconds left in the half. Washington opened the second half with its best drive of the day, using 16 plays to cover 60 yards in 7:28, making it 10-6 on K **Dustin Hopkins'** 33-yard field goal. Forbath's 41-yarder on the seventh play of the fourth quarter gave the Jaguars a 13-6 lead, but Washington responded on the ensuing 68-yard series with a 6-yard QB **Josh Johnson** touchdown pass to TE **Jeremy Sprinkle** to knot the score at 13-13 with 5:47 remaining. The Jaguars then gained 40 yards on four runs to the Washington 45, but QB **Cody Kessler's** third-and-16 pass was tipped by Westbrook and intercepted by CB **Fabian Moreau** and returned to the Washington 45 with 2:31 left. RB **Adrian Peterson** then ran five times for 31 yards to the Jacksonville 17, from where Hopkins kicked the 36-yard game-winner as time expired. Kessler led the Jaguars' 172-yard rushing attack with 68 yards, but he was sacked six times and lost a fumble and an interception. With 57 gross passing yards and 37 yards in sacks, the Jaguars finished with just 20 net passing yards. The Redskins kept their playoff hopes alive, while Jacksonville fell to 4-10.

Team	Q	Time	Scoring Play	Drive Info
WAS	1	1:50	K. Hopkins 46 yd. Field Goal	9-28, 5:02
JAX	2	3:22	K. Forbath 33 yd. Field Goal	10-31, 5:20
JAX	2	0:04	D. Westbrook 74 yd. punt return (K. Forbath kick)	
WAS	3	7:32	D. Hopkins 33 yd. Field Goal	16-60, 7:28
JAX	4	11:16	K. Forbath 41 yd. Field Goal	9-65, 5:28
WAS	4	5:47	J. Sprinkle 6 yd. pass from J. Johnson (D. Hopkins kick)	10-68, 5:29
WAS	4	0:00	D. Hopkins 36 yd. Field Goal	8-36, 2:31

Team Statistics

	REDSKINS	JAGUARS
First Downs (Run-Pass-Pen)	16 (4-10-2)	11 (9-2-0)
Total Yards-Plays-Avg.	245-61-4.0	192-49-3.9
Rushing Yards-Attempts-Avg.	109-33-3.3	172-26-6.6
Net Yards Passing (Sacked-Yds)	136 (3-15)	20 (6-37)
Att-Comp-Int	25-16-0	17-9-1
Third Down Conversions (%)	7-15 (47%)	5-13 (38%)
Fourth Down Conversions (%)	0-0 (0%)	0-0 (0%)
Punts-Avg.	6-46.5	5-52.4
Fumbles-Lost	2-0	1-1
Penalties-Yards	6-48	8-55
Time of Possession	33:06	26:54

Individual Statistics

Jaguars Rushing: C. Kessler 6-68, L. Fournette 11-46, D. Williams 5-32, D. Westbrook 1-20, T. Yeldon 3-6

Redskins Rushing: A. Peterson 19-51, J. Johnson 9-49, C. Thompson 5-9

Jaguars Passing: C. Kessler 9-17-57 (INT)

Redskins Passing: J. Johnson 16-25 (TD)

Jaguars Receiving: D. Westbrook 3-21, L. Fournette 3-18, J. O'Shaughnessy 1-7, B. Bell 1-6, T. Yeldon 1-5

Redskins Receiving: J. Crowder 4-46, J. Sprinkle 3-19 (TD), A. Peterson 2-20, M. Floyd 2-16, V. Davis 2-16, B. Marshall 1-17, M. Harris 1-13, C. Thompson 1-4

Sacks: Jaguars: 3.0 (C. Campbell 1.0, N. DeLuca 1.0, A. Jones 1.0)

Sacks: Redskins: 6.0 (J. Allen 2.0, R. Kerrigan 2.0, Z. Brown 1.0, S. Hamilton 0.5, P. Smith 0.5)

Interceptions: Jaguars: 0

Interceptions: Redskins: 1 (F. Moreau)

Paid Attendance: 67,577

Time: 2:52

Temperature: 64 degrees

GAME SUMMARIES



WEEK 16 AT MIAMI

Dec. 23, 2018 at Hard Rock Stadium

	1	2	3	4	OT	Final
JACKSONVILLE JAGUARS (5-10)	7	0	0	10	--	17
MIAMI DOLPHINS (7-8)	7	0	0	0	--	7

In just their third regular season appearance in Miami, the Jaguars overcame six sacks, a juggling of the offensive line and a QB change to claim a 17-7 win with a late defensive touchdown by LB **Telvin Smith Sr.** Though both teams ended the day with 10 penalties for nearly 100 yards, both also scored a touchdown on their first possession and used up most of the first quarter doing so. Miami took the opening drive 78 yards with RB **Brandon Bolden** scoring on a 4-yard shovel pass from QB **Ryan Tannehill**. Jacksonville responded, marching 75 yards in 13 plays and using 7:20 to even the score on RB **Leonard Fournette's** 1-yard run. In the second quarter QB **Cody Kessler** lost the ball on a sack and Miami took over at the Jacksonville 33, but the Jaguars defense held to force a 47-yard field goal attempt which was wide right. On the Dolphins' next possession they were again forced to punt, and WR **Dede Westbrook** returned the kick 44 yard to the Miami 38 with 4 seconds remaining in the half. That set up a 56-yard field goal try by K **Kai Forbath** on the final play, but the kick failed and the 7-7 halftime score stood. The Jaguars got another golden opportunity on the first Miami possession of the third quarter when DL **Calais Campbell** broke into the backfield and forced and recovered a fumble at the Miami 17. But the offense went backwards from there – with a penalty, a loss of 8, another penalty and a sack for 8 yards on 3rd-and-38 to set up a 4th-and-46 from the Jacksonville 47-yard line – and the Jaguars were forced to punt despite the red zone opportunity. More punts by both teams ensued, but in the final minute of the third quarter the Jaguars began a drive at their own 41 with QB **Blake Bortles** entering the game to replace Kessler. Bortles ran for 13 and 14 yards and completed two passes to advance to the Miami 8, from where Forbath kicked a 26-yard field goal for a 10-7 lead. Three plays later, from the Miami 32, Tannehill was intercepted by Smith at the Dolphins' 33 and Smith's return-TD made it a 17-7 game with 9:34 remaining. The Jacksonville defense held one more time, forcing a punt after 6 plays when DT **Malik Jackson** sacked Tannehill on 3rd-and-14. With just 5:14 remaining in the fourth quarter Bortles put together a 10-play, 60-yard drive to run out the clock and preserve the win.

Team	Q	Time	Scoring Play	Drive Info
MIA	1	9:49	B. Bolden 4 yd. pass from R. Tannehill (J. Sanders kick)	8-78, 5:11
JAX	1	2:29	L. Fournette 1 yd. run (K. Forbath kick)	13-75, 7:20
JAX	4	10:56	K. Forbath 26 yd. Field Goal	10-51, 4:46
JAX	4	9:34	Tel. Smith 33 yd. interception return (K. Forbath kick)	

Team Statistics

	JAGUARS	DOLPHINS
First Downs (Run-Pass-Pen)	19 (8-8-3)	11 (2-8-1)
Total Yards-Plays-Avg.	244-62-3.9	183-43-4.3
Rushing Yards-Attempts-Avg.	126-32-3.9	62-18-3.4
Net Yards Passing (Sacked-Yds)	118 (6-27)	121 (3-25)
Att-Comp-Int	24-17-0	22-15-1
Third Down Conversions (%)	6-13 (46%)	2-9 (22%)
Fourth Down Conversions (%)	0-0 (0%)	0-0 (0%)
Punts-Avg.	5-37.6	6-46.3
Fumbles-Lost	2-1	1-1
Penalties-Yards	10-97	10-95
Time of Possession	34:45	25:15

Individual Statistics

Dolphins Rushing: K. Drake 6-23, R. Tannehill 3-22, K. Ballage 4-10, B. Bolden 4-9, D. Amendola 1-(-2)
Jaguars Rushing: C. Hyde 8-47, L. Fournette 18-43, B. Bortles 4-25, D. Westbrook 1-9, C. Kessler 1-2

Dolphins Passing: R. Tannehill 15-22-146 (TD, INT)
Jaguars Passing: C. Kessler 12-17-106, B. Bortles 5-6-39, D. Westbrook 0-1-0

Dolphins Receiving: K. Drake 4-31, D. Amendola 3-40, K. Ballage 2-39, D. Parker 2-13, D. Smyth 1-9, K. Stills 1-5, M. Gesicki 1-5, B. Bolden 1-4
Jaguars Receiving: D. Westbrook 7-45, D. Moncrief 4-43, L. Fournette 3-28, R. Greene 2-22, T. Bohanon 1-7

Sacks: Dolphins: 6.0 (A. Branch 1.0, J. Davis 1.0, C. Harris 1.0, R. Quinn 1.0, R. Quinn 1.0, team 1.0)
Sacks: Jaguars: 3.0 (C. Campbell 1.0, M. Jackson 1.0, Y. Ngakoue 1.0)

Interceptions: Dolphins 0
Interceptions: Jaguars 1 (T. Smith)

Paid Attendance: 65,798 **Time:** 2:50 **Temperature:** 73 degrees

WEEK 17 AT HOUSTON

Dec. 30, 2018 at NRG Stadium

	1	2	3	4	OT	Final
JACKSONVILLE JAGUARS (5-11)	3	0	0	0	--	3
HOUSTON TEXANS (11-5)	3	14	0	3	--	20

With the Texans playing to claim the AFC South title, the Jaguars struggled offensively and lost two turnovers in closing out their 5-11 season with a 20-3 loss in Houston. With punts on nine of its 12 possessions, Jacksonville managed just 119 total yards of offense with 30 rushing and 89 passing, while Houston gained 342 yards. The Jaguars took an early 3-0 lead on their second possession following a Texans muffed punt which was recovered by LB **Blair Brown** at the Houston 10. But Houston answered on its next series with a 23-yard field goal capping a 10-play, 69-yard drive which included a goal line stop by the Jaguars after first-and-goal at the 5. The Texans added two touchdowns in the second quarter, with QB **Deshawn Watson** running in from 5 yards on the first play of the period and RB **Lamar Miller** scoring on a 7-yard run with 3:01 left in the half, giving Houston a 17-3 halftime lead. At that point Jacksonville had just one first down to Houston's 12, and 37 total yards to the Texans' 156. Following a scoreless third quarter the Texans tacked on a 23-yard field goal to make it 20-3. QB **Blake Bortles'** final pass was intercepted in the end zone and Houston then ran off 14 plays to end the game. One bright spot for the Jaguars was their pass rush, which managed to sack Watson six times – 1.5 each by DL **Calais Campbell**, DE **Yannick Ngakoue** and DT **Malik Jackson**, and a half sack by LB **Myles Jack**. For the second straight season Campbell and Ngakoue were the team's top two sack leaders as Campbell finished with 10.5 and Ngakoue had 9.5.

Team	Q	Time	Scoring Play	Drive Info
JAX	1	10:08	K. Forbath 25 yd. Field Goal	4-3, 2:00
HOU	1	5:20	K. Fairbairn 23 yd. Field Goal	10-69, 4:48
HOU	2	14:56	D. Watson 5 yd. run (K. Fairbairn kick)	4-51, 1:37
HOU	2	3:01	L. Miller 7 yd. run (K. Fairbairn kick)	9-63, 4:27
HOU	4	10:52	K. Fairbairn 24 yd. Field Goal	9-60, 3:29

Team Statistics

	JAGUARS	TEXANS
First Downs (Run-Pass-Pen)	6 (2-4-0)	23 (8-13-2)
Total Yards-Plays-Avg.	119-47-2.5	342-74-4.6
Rushing Yards-Attempts-Avg.	30-16-1.9	134-33-4.1
Net Yards Passing (Sacked-Yds)	89 (3-18)	208 (6-26)
Att-Comp-Int	28-15-1	35-25-0
Third Down Conversions (%)	3-13 (23%)	6-17 (35%)
Fourth Down Conversions (%)	0-0 (0%)	1-1 (100%)
Punts-Avg.	9-49.9	7-42.1
Fumbles-Lost	2-1	1-1
Penalties-Yards	8-68	2-15
Time of Possession	24:53	35:07

Individual Statistics

Texans Rushing: D. Watson 13-66, L. Miller 17-56, A. Blue 3-12
Jaguars Rushing: B. Bortles 4-15, C. Hyde 10-13, D. Williams 2-2

Texans Passing: D. Watson 25-35-234
Jaguars Passing: B. Bortles 15-28-107 (INT)

Texans Receiving: D. Hopkins 12-147, D. Carter 4-33, V. Smith 3-28, A. Blue 2-12, L. Miller 2-0, R. Griffin 1-8, J. Thomas 1-6
Jaguars Receiving: K. Cole 4-45, J. O'Shaughnessy 3-25, D. Westbrook 3-10, D. Moncrief 2-21, C. Hyde 2-8, B. Bell 1-0

Sacks: Texans: 3.0 (J. Watt 1.5, C. Watkins 1.0, W. Mercilus 0.5)
Sacks: Jaguars: 6.0 (C. Campbell 1.5, M. Jackson 1.5, Y. Ngakoue 1.5, T. Bryan 1.0, M. Jack 0.5)

Interceptions: Texans 1 (A. Hal)
Interceptions: Jaguars 0

Paid Attendance: 71,848 **Time:** 2:53 **Temperature:** 46 degrees



HISTORY


THE PRIDE OF THE JAGUARS




TONY BOSELLI (1995-01)

Tony Boselli, the Jacksonville Jaguars' first-ever college draft choice, was the first member of the Jaguars franchise to be honored in The Pride of the Jaguars on Oct. 8, 2006. Boselli was the second overall selection in the 1995 draft following an All-American career at Southern California. He started a then-team-record 90 of the 91 Jaguars games in which he played from 1995-2001 and was named to the Pro Bowl five times. He was voted No. 1 on the Jaguars All-25. Widely considered the best offensive tackle in the game, Boselli allowed only 15.5 sacks in seven seasons and was named to the second team on the NFL All-Decade Team for the 1990s.

"Tony Boselli was the original Jaguar, and we are excited to recognize him," said Jaguars then-owner **Wayne Weaver**. "We are proud of Tony's contributions on the field for this organization, and we're proud of his contributions off the field for this community. We welcome the opportunity to have Jaguars fans thank Tony for what he has meant to Jacksonville and the Jaguars."



WAYNE & DELORES WEAVER (1993-2011)



Wayne and Delores Weaver were inducted into the Pride of the Jaguars at halftime of their final game as owners of the team on Jan. 1, 2012, becoming only the second and third inductees. Three days later, their ownership of the Jaguars was transferred to **Shad Khan**, ending their tenure that began when the franchise was awarded on Nov. 30, 1993.

During the 17 seasons of the Weavers' ownership, the Jaguars were 138-134 in the regular season and 142-140 including postseason contests with six playoff berths and two division titles. The Weavers were on hand for every game during that span - 352 total including 69 preseason, 272 regular season and 11 postseason games. In addition, 20 Jaguars players were named to the Pro Bowl during their tenure as owners.

From 1995-2011, the Weavers, through the Weaver Family Foundation, contributed more than \$22.6 million to Jacksonville organizations. The Jaguars Foundation also awarded more than \$14.8 million in grants to area nonprofit agencies during that time. Wayne Weaver served on four NFL committees: Business Ventures, Investment, Finance and Compensation. Delores Weaver also served on two committees: NFL Charities and NFL Giving.

FRED TAYLOR (1998-08)

Fred Taylor became the fourth inductee into the Pride of the Jaguars on Sept. 30, 2012. Taylor, who started 136 of 140 games, is one of five players along with **Brad Meester**, **Mercedes Lewis**, **Jimmy Smith** and **Josh Scobee** to play for 11 or more seasons with the Jaguars.

Taylor ranks fourth in franchise history in scoring with 424 points (70 TDs, two 2-point conversions) and broke the rookie scoring record with 102 points (17 TDs) during the 1998 season. He is one of just two Jaguars rookies (**Leonard Fournette**) to rush for 1,000 yards (1,223). His 17 TDs (14 rushing and three receiving) as a rookie still sit atop the Jaguars single-season TD list. Taylor, the Jaguars career-rushing leader with 11,271 yards, leads second-ranked **Maurice Jones-Drew** (8,071 career rushing yards) by 3,200 yards. While Taylor ranks among the best in nearly every Jaguars rushing statistic, he also sits at fifth in career receptions (286) and sixth in receiving yards (2,361). He was voted No. 2 on the Jaguars All-25.

Jaguars Owner **Shad Khan** acknowledged Taylor's place among elite company, stating, "Fred has earned his place in the Pride of the Jaguars, both with his record-setting performances on the field as well as with his involvement in the Jacksonville community throughout his career."



MARK BRUNELL (1995-2003)



Former QB **Mark Brunell** became the fifth member inducted into the Pride of the Jaguars on Dec. 15, 2013. Owner of nearly every Jaguars passing record, Brunell is one of 14 players in Jaguars history to play nine seasons or more. He started 117 of his 120 games played and completed 2,184 of 3,616 passes for 25,698 yards with 144 touchdowns and 86 interceptions - all still ranking as Jaguars career records. Brunell's 4,367 passing yards in 1996 led the NFL, he was voted to the AFC Pro Bowl squad three times and was named the game's MVP in 1997. He was voted No. 5 on the Jaguars All-25. Brunell was the Jaguars' starting QB from 1995 through 2003, posting a winning record as a starter and leading the team to four playoff berths, eight postseason games and two AFC Championship games.

"Mark Brunell epitomized the Jaguars in their early years, and he was one of the main reasons for their success during that time," Jaguars Owner **Shad Khan** said. "I personally recall how the Jaguars captured the imagination of NFL fans throughout the nation in those days and Mark Brunell was always in the highlights. Now that I have been here, I have gotten to see that this great quarterback is also a great person. Mark is a big part of the Jaguars family and the Jacksonville community, and it gives me great pride to join our fans in recognizing Mark and honoring him for his contributions to Jaguars history."

JIMMY SMITH (1995-05)

WR **Jimmy Smith** was inducted to the Pride of the Jaguars on Dec. 11, 2016, becoming its sixth member. A five-time Pro Bowl selection, Smith was a key to the Jaguars' early success when the team earned four straight playoff appearances from 1996-99 and played in eight postseason games, including two AFC Championship appearances. He was the Jaguars' leading receiver seven times and was voted to the Pro Bowl five consecutive years from 1997-2001. He was voted No. 3 on the Jaguars All-25.

"There is no question that **Jimmy Smith** was one of the best players to ever wear a Jaguars uniform," Jaguars Owner **Shad Khan** said. "His contributions in the early years were critical to the success the Jaguars enjoyed during that time. The fact that most of his records have stood for 10 years without being surpassed underscores what a great player he was. I am very happy that we will appropriately honor him."



ALL-TIME HONORS



PRO BOWL HONORS

Starters CAPITALIZED.

Number in parentheses shows player's number of Pro Bowls as a Jaguar.
(* did not play due to injury)

- 1996 — OT Tony Boselli
QB Mark Brunell
- 1997 — WR Keenan McCardell
P **BRYAN BARKER**
OT TONY BOSELLI (2)
QB Mark Brunell (2)
PK MIKE HOLLIS
WR Jimmy Smith
- 1998 — OT TONY BOSELLI (3)
WR JIMMY SMITH (2)
- 1999 — OT TONY BOSELLI (4)*
DE TONY BRACKENS
QB Mark Brunell (3)
LB KEVIN HARDY
S CARNELL LAKE
OT Leon Searcy
WR JIMMY SMITH (3)
- 2000 — OT TONY BOSELLI (5)*
WR Jimmy Smith (4)
- 2001 — WR Jimmy Smith (5)*
DT Gary Walker
- 2002 — P Chris Hanson
- 2003 — DT MARCUS STROUD
- 2004 — DT MARCUS STROUD (2)
DT John Henderson
- 2005 — DT MARCUS STROUD (3)
- 2006 — CB RASHEAN MATHIS*
DT John Henderson (2)
- 2007 — RB Fred Taylor
- 2009 — QB David Garrard
RB Maurice Jones-Drew
- 2010 — RB MAURICE JONES-DREW* (2)
TE Mercedes Lewis
ST Montell Owens
- 2011 — RB MAURICE JONES-DREW (3)
ST Montell Owens (2)
- 2013 — LB Paul Posluszny
- 2015 — WR Allen Robinson
- 2017 — CB A.J. BOUYE
DE CALAIS CAMPBELL*
DT Malik Jackson
DE Yannick Ngakoue
CB JALEN RAMSEY
LB Telvin Smith
- 2018 — CB JALEN RAMSEY (2)
DL Calais Campbell (2)

PRO BOWL MVP

- 1997 — QB Mark Brunell

COACHING HONORS

- Tom Coughlin** — AFC Coach of the Year, UPI (1996)
- Dom Capers** — Assistant Coach of the Year, Pro Football Writers of America, USA Today and Defensive Coordinator of the Year, Football Digest (1999)
- Doug Marrone** — NFL 101 AFC Coach of the Year (2017)
- Todd Wash** — Sporting News Coordinator of the Year (2017)

NFL PLAYER ASSOCIATION AWARDS

- 1995 — Bryan Barker, AFC Punter of the Year
- 1996 — Jimmy Smith, AFC Receiver of the Year
- 1997 — Bryan Barker, AFC Punter of the Year

INDIVIDUAL LEAGUE AWARDS

		NET PUNTING AVERAGE
1995	Bryan Barker	38.6
		PASSING YARDS
1996	Mark Brunell	4,367
		POINTS
1997	Mike Hollis	134
		RECEPTIONS
1999	Jimmy Smith	116
		RUSHING YARDS
2011	Maurice Jones-Drew	1,606

ALL-PRO SELECTIONS

Legend: AP — Associated Press; PFWA — Pro Football Writers of America; TSN — The Sporting News; PFW — Pro Football Weekly; PFF — Pro Football Focus; FN — Football News; FD — Football Digest; USA — USA Today; SI — Sports Illustrated; CPFN — College & Pro Football Newsweekly

- DT Tyson Alualu** — 2010: PFW, TSN
- OT Khalif Barnes** — 2005: PFW/PFWA
- OT Tony Boselli** — 1995: PFWA, PFW, FN, CPFN; 1996: USA, SI; 1997: AP, PFWA, TSN, PFW, FN, USA, CPFN; 1998: AP, PFWA, TSN, PFW, FN, USA, CPFN, FD; 1999: AP, PFWA, SI, TSN, PFW, USA, CPFN, FN, FD; 2000: FN (All-AFC)
- P Bryan Barker** — 1997: AP, PFW, FD
- PR Reggie Barlow** — 1998: CPFN; 1999: CPFN (second team)
- CB Aaron Beasley** — 1996: FN; 1999: CPFN
- CB A.J. Bouye** — 2017: AP (second team), PFF (second team), PFWA (all-AFC)
- DE Tony Brackens** — 1996: PFWA, PFW, FN, CPFN; 1999: SI, USA, FN, AP (second team), PFW (All-AFC), CPFN (second team)
- CB Fernando Bryant** — 1999: PFWA, PFW, CPFN, FN, FD
- DE Calais Campbell** — 2017: AP (EDGE), AP (second team interior), PFF (second team EDGE), PFWA, TSN
- C Michael Cheever** — 1996: FN, CPFN
- S Donovan Darius** — 1998: PFW, FN, FD; 1999: FD (second team)
- P Chris Hanson** — 2002: AP (second team), PFWA, PFW (All-AFC), FD (second team)
- LB Kevin Hardy** — 1996: PFWA, PFW, FN, CPFN; 1999: AP, TSN, PFW, USA, CPFN, FN, FD
- DT John Henderson** — 2002: PFWA, PFW; 2006: AP (second team)
- PK Mike Hollis** — 1997: CPFN
- RB Maurice Jones-Drew** — 2006: PFW/PFWA; 2009: SN (second team); 2011: AP, PFWA
- DL Malik Jackson** — 2017: PFWA (all-AFC)
- DT Terrance Knighton** — 2009: PFW
- S Carnell Lake** — 1999: PFW, CPFN, FN, FD, AP (second team), FD (second team)
- QB Byron Leftwich** — 2003: PFW
- G Vince Manuwai** — 2003: PFW
- CB Rashean Mathis** — 2006: AP, TSN, USA, PFW/PFWA, PFW/PFWA (All-AFC)
- G Brad Meester** — 2000: PFWA, PFW, FN
- FS Reggie Nelson** — 2007: PFW/PFWA
- DE Yannick Ngakoue** — 2016: PFWA (all-rookie)
- FB Montell Owens** — 2008: SI (special teams)
- LB Mike Peterson** — 2005: AP (second team)
- CB Jalen Ramsey** — 2016: PFWA (all-rookie) 2017: AP, PFF, PFWA, TSN
- MLB Bryan Schwartz** — 1995: FN
- OT Leon Searcy** — 1997: USA; 1999: AP (second team), CPFN (second team)
- WR Jimmy Smith** — 1998: AP (second team); 1999: FN, AP (second team), CPFN (second team), PFW (All-AFC)
- LB Telvin Smith** — 2017: AP (second team)
- DT Larry Smith** — 1999: FN
- DT Marcus Stroud** — 2003: AP (second team), PFW (All-AFC), FN (second team); 2004: PFW (All-AFC), FD (second team); 2005: TSN (All-Pro)
- RB Fred Taylor** — 1998: PFW, FN, CPFN, FD; 2007: AP (second team)
- DT Gary Walker** — 2001: SI, FD (second team)
- OT Maurice Williams** — 2001: FN
- DT Renaldo Wynn** — 1997: PFW, FN, CPFN

FEDEX GROUND PLAYER OF THE YEAR

- 1997 — RB Fred Taylor

AFC PLAYER OF THE MONTH

- 1996 —
- December — Mark Brunell, Offensive
- 1997 —
- December — Keenan McCardell, Offensive
- 1999 —
- September — Aaron Beasley, Defensive
- October — Tony Brackens, Defensive
- November — Tony Brackens, Defensive
- December — Jimmy Smith, Offensive
- 2005 —
- September — Chris Hanson, Special Teams
- December — Mike Peterson, Defensive
- 2007 —
- December — Fred Taylor, Offensive

ALL-TIME HONORS



AFC PLAYER OF THE WEEK

- 1995 —
- 5 — Darren Carrington, Defense
- 1996 —
- 11 — Mark Brunell, Offense
- 13 — Bryan Barker, Special Teams
- 14 — Mike Hollis, Special Teams
- 1997 —
- 2 — Mike Hollis, Special Teams
- 7 — James Stewart, Offense
- 11 — Jeff Lageman, Defense
- 14 — Mike Hollis, Special Teams
- 1998 —
- 1 — James Stewart, Offense
- 2 — Reggie Bartlow, Special Teams
- 3 — Fred Taylor, Offense
- 17 — Bryan Barker, Special Teams
- 1999 —
- 4 — Bryan Barker, Special Teams
- 5 — Bryan Barker, Special Teams
- 10 — Bryan Barker, Special Teams
- 12 — Mark Brunell, Offense
- 2000 —
- 9 — Mark Brunell, Offense
- 12 — Fred Taylor, Offense
- 2002 —
- 5 — Bobby Shaw, Special Teams
- 11 — Chris Hanson, Special Teams
- 2004 —
- 3 — Rashean Mathis, Defense
- 7 — Josh Scobee, Special Teams
- 15 — Fred Taylor, Offense
- 2005 —
- 1 — Josh Scobee, Special Teams
- 5 — Josh Scobee, Special Teams
- 10 — Mike Peterson, Defense
- 12 — Derrick Wimbush, Special Teams
- 2006 —
- 2 — Rashean Mathis, Defense
- 13 — David Garrard, Offense
- 14 — Maurice Jones-Drew, Special Teams
- 2007 —
- 6 — Paul Spicer, Defense
- 12 — Josh Scobee, Special Teams
- 2008 —
- 3 — Josh Scobee, Special Teams
- 2009 —
- 3 — Maurice Jones-Drew, Offense
- 13 — Justin Durant, Defense
- 2010 —
- 1 — Daryl Smith, Defense
- 4 — Josh Scobee, Special Teams
- 8 — David Garrard, Offense
- 2011 —
- 7 — Josh Scobee, Special Teams
- 2013 —
- 10 — Paul Posluszny, Defense
- 2014 —
- 7 — Telvin Smith, Defense
- 13 — Josh Scobee, Special Teams
- 2015 —
- 7 — Telvin Smith, Defense
- 14 — Rashad Greene, Special Teams
- 2016 —
- 16 — Jalen Ramsey, Defense
- 2017 —
- 1 — Calais Campbell, Defense
- 5 — Telvin Smith, Defense
- 9 — Jaydon Mickens, Special Teams
- 10 — A.J. Bouye, Defense
- 14 — Jaydon Mickens, Special Teams

AFC PLAYER OF THE MONTH

- 1996 —
- December** — Tony Brackens, Defensive
- 1998 —
- September** — Fred Taylor, Offensive
- November** — Donovan Darius, Defensive
- December** — Fred Taylor, Offensive
- 2003 —
- November** — Byron Leftwich, Offensive
- December** — Rashean Mathis, Defensive
- 2006 —
- November** — Clint Ingram, Defensive

WALTER PAYTON MAN OF THE YEAR

The Walter Payton NFL Man of the Year Award recognizes an NFL player for his excellence on and off the field. The award was established in 1970. It was renamed in 1999 after the late Hall of Fame Chicago Bears RB **Walter Payton**. Each team nominates one player who has had a significant positive impact on his community. The Jaguars nominees:

Year	Winner	Year	Winner
2001	Mark Brunell	2010	Brad Meester
2002	Kyle Brady	2011	Josh Scobee
2003	Akin Ayodele	2012	Maurice Jones-Drew
2004	Joe Zelenka	2013	Maurice Jones-Drew
2005	Ernest Wilford	2014	Josh Scobee
2006	Scott Starks	2015	Zane Beadles
2007	Ernest Wilford	2016	Julius Thomas
2008	Brad Meester	2017	Malik Jackson
2009	Maurice Jones-Drew	2018	Blake Bortles

ED BLOCK COURAGE AWARD

The Ed Block Courage Award annually honors a player from each NFL team who exemplifies a commitment to the principles of sportsmanship and courage. The winners are selected for courageous effort, as well as individual performance. The award is unique in the sense that voting is conducted by each team's players.

Year	Winner	Year	Winner
1995	DT Paul Frase	2007	OL Richard Collier
1996	TE Derek Brown	2008	OL Brad Meester
1997	CB Dave Thomas	2009	FB Greg Jones
1998	QB Mark Brunell	2010	DE Aaron Kampman
1999	RB James Stewart	2011	WR Jarrett Dillard
2000	OL Tony Boselli	2012	DE John Chick
2001	WR Jimmy Smith	2013	OL Will Rackley
2002	RB Fred Taylor	2014	DT Roy Miller
2003	DE Tony Brackens	2015	WR Allen Robinson
2004	QB David Garrard	2016	DT Sen'Derrick Marks
2005	DE Paul Spicer	2017	CB Aaron Colvin
2006	LB Jorge Cordova	2018	FB Tommy Bohanon



Jaguars DL **Calais Campbell** earned his fourth career Pro Bowl honor after totaling 72 tackles, including 20 tackles for loss and 10.5 sacks in 2018.

ALL-TIME HONORS



JAGUARS ALL-TIME FIRST ROUND DRAFT PICKS

The Jaguars drafted DE/LB **Josh Allen** with the No. 7 overall pick in the 2019 NFL Draft, the team's 27th overall first-round selection.

Year	No.	Player	School
2019	7	DE/LB Josh Allen	Kentucky
2018	29	DL Taven Bryan	Florida
2017	4	RB Leonard Fournette	Louisiana State
2016	5	CB Jalen Ramsey	Florida State
2015	3	DE Dante Fowler Jr.	Florida
2014	3	QB Blake Bortles	Central Florida
2013	2	OT Luke Joeckel	Texas A&M
2012	5	WR Justin Blackmon	Oklahoma State
2011	10	QB Blaine Gabbert	Missouri
2010	10	DT Tyson Alualu	California
2009	8	OT Eugene Monroe	Virginia
2008	8	DE Derrick Harvey	Florida
2007	21	S Reggie Nelson	Florida
2006	28	TE Mercedes Lewis	UCLA
2005	21	WR Matt Jones	Arkansas
2004	9	WR Reggie Williams	Washington
2003	7	QB Byron Leftwich	Marshall
2002	9	DT John Henderson	Tennessee
2001	13	DT Marcus Stroud	Georgia
2000	29	WR R. Jay Soward	Southern California
1999	26	CB Fernando Bryant	Alabama
1998	25	S Donovin Darius	Syracuse
1998	9	RB Fred Taylor	Florida
1997	21	DT Renaldo Wynn	Notre Dame
1996	2	LB Kevin Hardy	Illinois
1995	19	RB James Stewart	Illinois
1995	2	OT Tony Boselli	Southern California

FIRST ROUND BY POSITION

Dating back to their inaugural season in 1995, the Jaguars have had 27 first-round draft choices, including multiple first-round picks in 1995 (OT **Tony Boselli** and RB **James Stewart**) and 1998 (RB **Fred Taylor** and S **Donovin Darius**). This year's first-round draft pick was DE/LB **Josh Allen** from Kentucky, marking the second consecutive season the Jaguars selected a defensive lineman in the first round.

Below is a breakdown of how Jacksonville has used its first-round picks since 1995:

OFFENSE (14)		DEFENSE (12)	
Position	Picks	Position	Picks
Wide Receivers	4	Defensive Linemen	8
Offensive Linemen	3	Safeties	2
Running Backs	3	Cornerbacks	2
Quarterbacks	3	Linebackers	1
Tight Ends	1		

NOTE THE QUOTE: DE/LB JOSH ALLEN

"Josh Allen was very high on everyone's board. As it was coming down, there were a number of picks in front of us where we thought he would go, but as it turned out we had some choices to make if in fact he was gone, but when he fell to us he was a superior football player and too good of a player to possibly pass up."

- EVP Tom Coughlin

LAST TIME THEY WERE TAKEN

In 2019, the Jaguars selected three defensive players and three offensive players. Below is the last player drafted by the Jaguars at each position:

LAST TIME EACH POSITION WAS TAKEN

Position	Player	School	Year	Round
Quarterback	Gardner Minshew II	Washington State	2019	6
Running Back	Ryquell Armstead	Temple	2019	4
Wide Receiver	DJ Chark Jr.	Louisiana State	2018	2
Tight End	Josh Oliver	San Jose State	2019	3
Offensive Tackle	Jawaan Taylor	Florida	2019	2
Interior OL	A.J. Cann	South Carolina	2015	3
Fullback	Marquez Williams	Miami (Fla.)	2017	7
Defensive Tackle	Dontavius Russell	Auburn	2019	7
Defensive End	Josh Allen	Kentucky	2018	1
Linebacker	Quincy Williams	Murray State	2019	3
Cornerback	Jalen Myrick	Minnesota	2017	7
Free Safety	James Sample	Louisville	2015	4
Strong Safety	Ronnie Harrison	Alabama	2018	3
Kicker	Josh Scobee	Louisiana Tech	2004	5
Punter	Logan Cooke	Mississippi State	2018	7

DRAFTING UNDERCLASSMEN

Since juniors were formally allowed to enter the draft in 1990, the Jaguars have selected 32 underclassmen. After drafting a franchise-high four underclassmen in 2018, the Jaguars drafted just one underclassman in 2019 (OL **Jawaan Taylor**).

Year	Rd.	Player	School
2019	2nd	OL Jawaan Taylor	Florida
2018	1st	DL Taven Bryan	Florida
2018	3rd	S Ronnie Harrison	Alabama
2018	4th	OL Will Richardson Jr.	NC State
2018	6th	QB Tanner Lee	Nebraska
2017	1st	RB Leonard Fournette	Louisiana State
2017	2nd	OL Cam Robinson	Alabama
2016	1st	CB Jalen Ramsey	Florida State
2016	2nd	LB Myles Jack	UCLA
2016	3rd	DE Yannick Ngakoue	Maryland
2015	1st	DE Dante Fowler Jr.	Florida
2015	2nd	RB T.J. Yeldon	Alabama
2015	4th	S James Sample	Louisville
2014	1st	QB Blake Bortles	Central Florida
2014	2nd	WR Marqise Lee	Southern California
2014	2nd	WR Allen Robinson	Penn State
2014	7th	RB Storm Johnson	Central Florida
2013	1st	OL Luke Joeckel	Texas A&M
2013	4th	WR Ace Sanders	South Carolina
2012	1st	WR Justin Blackmon	Oklahoma State
2011	1st	QB Blaine Gabbert	Missouri
2009	2nd	OL Eben Britton	Arizona
2008	1st	DE Derrick Harvey	Florida
2007	1st	S Reggie Nelson	Florida
2006	2nd	RB Maurice Jones-Drew	UCLA
2006	7th	CB Dee Webb	Florida
2004	1st	WR Reggie Williams	Washington
2003	4th	RB LaBrandon Toefield	Louisiana State
2003	4th	TE George Wrightster	Oregon
2002	2nd	OT Mike Pearson	Florida
1999	2nd	DT Larry Smith	Florida State
1996	2nd	DE Tony Brackens	Texas

BOLD: Currently on Jaguars 90-man roster

DRAFT HISTORY



COLLEGES WITH MOST DRAFT CHOICES

The Jaguars have selected more players from the University of Florida (11) than any other institution. Since **Dave Caldwell** became the Jaguars general manager in January 2013, Jacksonville has selected players from SEC institutions 11 times in the first three rounds of the draft, including five in 2018 and 2019 - Alabama, Florida (two), Kentucky and LSU.

School	No.	Last Yr.	School	No.	Last Yr.
Florida	11	2019	Colorado State	3	2000
Southern California	7	2014	Georgia	3	2001
Florida State	6	2016	Michigan	3	2013
Notre Dame	5	2016	North Carolina State	3	2018
Alabama	4	2018	Middle Tennessee State	3	2011
Arkansas	4	2016	Syracuse	3	2006
Louisiana State	4	2018	UCLA	3	2016
Tennessee	4	2002	Washington	3	2005
Virginia	4	2014	Washington State	3	2019
Illinois	4	2007	West Virginia	3	1999
Auburn	3	2019	Wisconsin	3	2018
Central Florida	3	2014			

SUNSHINE STATE

The Jaguars have drafted 24 players from a Florida school in 25 years. With their second selection in the 2019 Draft, the Jaguars selected OL **Jawaan Taylor** from Florida, marking the 11th Gator drafted in the team's 25-year draft history. The Jaguars have drafted more players from the University of Florida than any other college.

JAGUARS DRAFT CHOICES FROM FLORIDA SCHOOLS

School	No.	Last Yr.
Florida	11	2019
Florida State	6	2016
Central Florida	3	2014
Miami	2	2017
Bethune-Cookman	1	2003
Florida International	1	2013

DRAFT PICKS BY SCHOOL

The Jaguars have selected players from 104 different colleges and universities in the team's 25-year draft history. Below is an alphabetical look at the schools from which Jaguars players have been drafted, the number of players selected from each school and the last time a player from that institution was selected by the Jaguars:

School	No.	Last Yr.	School	No.	Last Yr.	School	No.	Last Yr.	School	No.	Last Yr.
Alabama	4	2018	Georgia	3	2001	Minnesota	2	2017	Sacramento State	1	1997
Alabama State	1	1996	Georgia Southern	2	2003	Missouri	2	2011	Saginaw Valley State	1	1999
Appalachian State	1	2013	Georgia Tech	2	2004	Mississippi State	1	2018	San Jose State	2	2019
Arizona	2	2009	Hampton	2	2007	Missouri Western State	1	1996	South Carolina	2	2015
Arizona State	1	2007	Hawaii	2	2005	Monmouth	1	2015	South Florida	1	2008
Arkansas	4	2016	Houston	1	1996	Montana	1	2016	Southern California	7	2014
Ashland	1	2012	Howard	1	2003	Mount Union	1	2011	Southern Illinois	2	2010
Auburn	3	2019	Illinois	4	2017	Murray State	2	2019	Southern Mississippi	1	2000
Augustana	1	1995	Illinois State	1	2006	Nebraska	2	2018	Syracuse	3	2006
Bethune-Cookman	1	2003	Iowa	1	1998	Nebraska-Omaha	1	2009	Temple	2	2019
California	2	2012	Jackson State	1	1996	Nevada	1	2012	Tennessee	4	2002
Central Arkansas	2	2016	James Madison	1	2010	Nevada-Reno	1	2004	Tennessee State	1	1996
Central Florida	3	2014	Kentucky	2	2019	New Mexico State	1	2013	Texas	1	1996
Chattanooga	1	2001	Lehigh	1	2011	Nicholls State	1	2004	Texas A&M	1	2013
Clemson	1	2012	Liberty	1	2009	North Carolina	2	2005	Texas State	1	2002
Colorado	1	1995	Louisiana State	4	2018	North Carolina State	3	2018	UCLA	3	2016
Colorado State	3	2000	Louisiana Tech	2	2004	Northern Iowa	1	2000	Utah	1	1995
Connecticut	1	2013	Louisiana Tech	1	2010	Notre Dame	5	2016	Virginia	4	2014
Cornell	1	1997	Louisville	1	2015	Ohio	1	2017	Virginia Tech	2	2004
Delta State	1	2004	Marshall	2	2003	Ohio State	1	2015	Wake Forest	1	2007
East Carolina	1	2002	Maryland	2	2016	Oklahoma	3	2017	Washington	3	2005
Eastern Michigan	1	2005	McGill	1	2001	Oklahoma State	1	2012	Washington State	3	2019
Elon	1	2007	Miami (Fla.)	2	2017	Oregon	2	2003	West Virginia	3	1999
Florida	11	2019	Michigan	3	2013	Penn State	2	2014	William & Mary	1	2009
Florida International	1	2013	Michigan State	1	1995	Purdue	2	2007	Wisconsin	3	2018
Florida State	6	2016	Middle Tennessee State	3	2011	Rice	2	2009	Wyoming	2	2011
						Rutgers	1	2009	Youngstown State	1	1998

ALL-TIME DRAFT CHOICES

2019

No.	Player	Pos.	School
1 (7)	Josh Allen	DE/LB	Kentucky
2 (35)	Jawaan Taylor	OL	Florida
3 (69)	Josh Oliver	TE	San Jose State
3 (98)	Quincy Williams	LB	Murray State
5 (140)	Ryquell Armstead	RB	Temple
6 (178)	Gardner Minshew II	QB	Washington State
7 (235)	Dontavius Russell	DL	Auburn

2018

No.	Player	Pos.	School
1 (29)	Taven Bryan	DL	Florida
2 (61)	DJ Chark Jr.	WR	Louisiana State
3 (93)	Ronnie Harrison	S	Alabama
4 (129)	Will Richardson Jr.	OL	North Carolina State
6 (203)	Tanner Lee	QB	Nebraska
7 (230)	Leon Jacobs	OLB	Wisconsin
7 (247)	Logan Cooke	P	Mississippi State

2017

No.	Player	Pos.	School
1 (4)	Leonard Fournette	RB	Louisiana State
2 (34)	Cam Robinson	OL	Alabama
3 (68)	Dawuane Smoot	DE	Illinois
4 (110)	Dede Westbrook	WR	Oklahoma
5 (148)	Blair Brown	LB	Ohio
7 (222)	Jalen Myrick	CB	Minnesota
7 (240)	Marquez Williams	FB	Miami (Fla.)

2016

No.	Player	Pos.	School
1 (5)	Jalen Ramsey	CB	Florida State
2 (36)	Myles Jack	LB	UCLA
3 (69)	Yannick Ngakoue	DE	Maryland
4 (103)	Sheldon Day	DT	Notre Dame
6 (181)	Tyrone Holmes	LB	Montana
6 (201)	Brandon Allen	QB	Arkansas
7 (226)	Jonathan Woodard	DE	Central Arkansas

2015

No.	Player	Pos.	School
1 (3)	Dante Fowler Jr.	DE	Florida
2 (36)	T.J. Yeldon	RB	Alabama
3 (67)	A.J. Cann	G	South Carolina
4 (104)	James Sample	S	Louisville
5 (139)	Rashad Greene Sr.	WR	Florida State
6 (180)	Michael Bennett	DT	Ohio State
7 (220)	Neal Sterling	WR	Monmouth
7 (229)	Ben Koyack	TE	Notre Dame

2014

No.	Player	Pos.	School
1 (3)	Blake Bortles	QB	Central Florida
2 (39)	Marqise Lee	WR	Southern California
2 (61)	Allen Robinson	WR	Penn State
3 (93)	Brandon Linder	G	Miami (Fla.)
4 (114)	Aaron Colvin	CB	Oklahoma
5 (144)	Telvin Smith	LB	Florida State
5 (159)	Chris Smith	DE	Arkansas
6 (205)	Luke Bowanko	C	Virginia
7 (222)	Storm Johnson	RB	Central Florida

DRAFT HISTORY



ALL-TIME DRAFT CHOICES

2013

No.	Player	Pos.	School
1 (2)	Luke Joeckel	OT	Texas A&M
2 (33)	Jonathan Cyprien	S	Florida International
3 (64)	Dwayne Gratz	CB	Connecticut
4 (101)	Ace Sanders	WR/PR	South Carolina
5 (135)	Denard Robinson	WR	Michigan
6 (169)	Josh Evans	S	Florida
7 (208)	Jeremy Harris	CB	New Mexico State
7 (210)	Demetrius McCray	CB	Appalachian State

2012

No.	Player	Pos.	School
1 (5)	Justin Blackmon	WR	Oklahoma State
2 (38)	Andre Branch	DL	Clemson
3 (70)	Bryan Anger	P	California
5 (142)	Brandon Marshall	LB	Nevada
6 (176)	Mike Harris	CB	Florida State
7 (228)	Jeris Pendleton	DT	Ashland

2011

No.	Player	Pos.	School
1 (10)	Blaine Gabbert	QB	Missouri
3 (76)	Will Rackley	G/C	Lehigh
4 (114)	Cecil Shorts III	WR/RS	Mount Union
4 (121)	Chris Prosinski	S	Wyoming
5 (147)	Rod Isaac	CB	Middle Tenn. State

2010

No.	Player	Pos.	School
1 (10)	Tyson Alualu	DT	California
3 (74)	D'Anthony Smith	DT	Louisiana Tech
5 (143)	Larry Hart	DE	Central Arkansas
5 (153)	Austen Lane	DE	Murray State
6 (180)	Deji Karim	RB/KR	Southern Illinois
6 (203)	Scotty McGee	RS/CB	James Madison

2009

No.	Player	Pos.	School
1 (8)	Eugene Monroe	OT	Virginia
2 (39)	Eben Britton	OT	Arizona
3 (72)	Terrance Knighton	DT	Temple
3 (73)	Derek Cox	CB	William & Mary
4 (107)	Mike Thomas	WR	Arizona
5 (144)	Jarett Dillard	WR	Rice
6 (180)	Zach Miller	TE	Nebraska-Omaha
7 (250)	Rashad Jennings	RB	Liberty
7 (253)	Tiquan Underwood	WR	Rutgers

2008

No.	Player	Pos.	School
1 (8)	Derrick Harvey	DE	Florida
2 (52)	Quentin Groves	DE	Auburn
5 (155)	Thomas Williams	LB	Southern California
5 (159)	Trae Williams	DB	South Florida
7 (213)	Chauncey Washington	RB	Southern California

2007

No.	Player	Pos.	School
1 (21)	Reggie Nelson	FS	Florida
2 (48)	Justin Durant	LB	Hampton
3 (79)	Mike Sims-Walker	WR	Central Florida
4 (101)	Adam Podlesh	P	Maryland
4 (113)	Brian Smith	DE	Missouri
5 (149)	Uche Nwaneri	G	Purdue
5 (150)	Josh Gattis	S	Wake Forest
5 (166)	Derek Landri	DT	Notre Dame
7 (229)	John Broussard	WR	San Jose State
7 (251)	Chad Nkang	LB	Elon
7 (252)	Andrew Carnahan	OT	Arizona State

2006

No.	Player	Pos.	School
1 (28)	Marcedes Lewis	TE	UCLA
2 (60)	Maurice Jones-Drew	RB/KR	UCLA
3 (80)	Clint Ingram	LB	Oklahoma
5 (160)	Brent Hawkins	LB	Illinois State
7 (213)	James Wyche	DE	Syracuse

7 (236)	Dee Webb	CB	Florida
---------	----------	----	---------

2005

No.	Player	Pos.	School
1 (21)	Matt Jones	WR	Arkansas
2 (52)	Khalif Barnes	OT	Washington
3 (87)	Scott Starks	CB	Wisconsin
4 (127)	Alvin Pearson	RB	Virginia
5 (157)	Gerald Sensabaugh	S	North Carolina
6 (185)	Chad Owens	WR	Hawaii
6 (194)	Pat Thomas	LB	North Carolina State
7 (237)	Chris Roberson	CB	Eastern Michigan

2004

No.	Player	Pos.	School
1 (9)	Reggie Williams	WR	Washington
2 (39)	Daryl Smith	LB	Georgia Tech
2 (55)	Greg Jones	RB	Florida State
3 (86)	Jorge Cordova	LB	Nevada
4 (118)	Anthony Maddox	DT	Delta State
4 (120)	Ernest Wilford	WR	Virginia Tech
5 (137)	Josh Scobee	K	Louisiana Tech
5 (150)	Chris Thompson	CB	Nicholls State
5 (159)	Sean Bubin	OT	Illinois
7 (249)	Bobby McCray	DE	Florida

2003

No.	Player	Pos.	School
1 (7)	Byron Leftwich	QB	Marshall
2 (39)	Rashean Mathis	DB	Bethune-Cookman
3 (72)	Vince Manuwai	G	Hawaii
4 (104)	George Wrihster	TE	Oregon
4 (132)	LaBrandon Toefield	RB	Louisiana State
6 (176)	Brandon Green	DE	Rice
6 (179)	David Young	S	Georgia Southern
6 (193)	Marques Ogden	OT	Howard
7 (218)	Malaefou MacKenzie	FB	Southern California

2002

No.	Player	Pos.	School
1 (9)	John Henderson	DT	Tennessee
2 (40)	Mike Pearson	OT	Florida
3 (89)	Akin Ayodele	LB	Purdue
4 (108)	David Garrard	QB	East Carolina
4 (118)	Chris Luzar	TE	Virginia
6 (180)	Clenton Ballard	DT	Southwest Texas St.
7 (222)	Kendall Newson	WR	Middle Tenn. State
7 (247)	Steve Smith	CB	Oregon
7 (248)	Hayden Epstein	K	Michigan

2001

No.	Player	Pos.	School
1 (13)	Marcus Stroud	DT	Georgia
2 (43)	Maurice Williams	OT	Michigan
3 (73)	Eric Westmoreland	LB	Tennessee
3 (94)	James Boyd	S	Penn State
5 (142)	David Leaverton	P	Tennessee
6 (170)	Chad Ward	G	Washington
7 (213)	Anthony Denman	LB	Notre Dame
7 (233)	Marlon McCree	S	Kentucky
7 (235)	Richmond Flowers	WR	Tenn. Chattanooga

2000

No.	Player	Pos.	School
1 (29)	R. Jay Soward	WR	Southern California
2 (60)	Brad Meester	G/C	Northern Iowa
3 (92)	T.J. Slaughter	LB	Southern Miss.
4 (123)	Joe Chustz	OT	Louisiana Tech
5 (159)	Kiwaukee Thomas	CB	Georgia Southern
6 (196)	Emanuel Smith	WR	Arkansas
7 (236)	Erik Olson	S	Colorado State
7 (241)	Rob Meier	DE	Washington State

1999

No.	Player	Pos.	School
1 (26)	Fernando Bryant	CB	Alabama
2 (56)	Larry Smith	DT	Florida State
3 (88)	Anthony Cesario	G	Colorado State

4 (121)	Kevin Landolt	DT	West Virginia
5 (160)	Jason Craft	CB	Colorado State
6 (182)	Emarlos Leroy	DT	Georgia
7 (242)	Dee Moronkola	CB	Washington State
7 (246)	Chris White	DE	Southern

1998

No.	Player	Pos.	School
1 (9)	Fred Taylor	RB	Florida
1 (25)	Donovin Darius	S	Syracuse
2 (57)	Cordell Taylor	CB	Hampton
3 (86)	Jonathan Quinn	QB	Middle Tennessee
4 (101)	Tavian Banks	RB	Iowa
4 (118)	Harry Deligianis	DT	Youngstown State
5 (148)	John Wade	C	Marshall
6 (179)	Lamanzer Williams	DE	Minnesota
6 (182)	Kevin McLeod	FB	Auburn
7 (192)	Alvis Whitted	WR	North Carolina State
7 (214)	Brandon Tolbert	LB	Georgia

1997

No.	Player	Pos.	School
1 (21)	Renaldo Wynn	DT	Notre Dame
2 (50)	Mike Logan	S	West Virginia
3 (79)	James Hamilton	LB	North Carolina
4 (114)	Seth Payne	DT	Cornell
5 (147)	Damon Jones	TE	Southern Illinois
6 (184)	Daimon Shelton	FB	Sacramento State
7 (221)	Jon Hesse	LB	Nebraska

1996

No.	Player	Pos.	School
1 (2)	Kevin Hardy	LB	Illinois
2 (33)	Tony Brackens	DE	Texas
2 (60)	Michael Cheever	C	Georgia Tech
3 (63)	Aaron Beasley	CB	West Virginia
4 (110)	Reggie Barlow	WR	Alabama State
5 (146)	Jimmy Herndon	OT	Houston
6 (170)	John Fisher	S	Missouri Western
6 (185)	Chris Doering	WR	Florida
7 (227)	Clarence Jones	WR	Tennessee State
7 (228)	Gregory Spann	WR	Jackson State

1995

No.	Player	Pos.	School
1 (2)	Tony Boselli	OT	Southern California
1 (19)	James Stewart	RB	Tennessee
2 (40)	Brian DeMarco	OT	Michigan State
2 (64)	Bryan Schwartz	LB	Augustana (S.D.)
3 (71)	Chris Hudson	S	Colorado
4 (99)	Rob Johnson	B	Southern California
4 (123)	Mike Thompson	DT	Wisconsin
5 (169)	Ryan Christopherson	FB	Wyoming
6 (172)	Marcus Price	OT	Louisiana State
7 (219)	Curtis Marsh	WR	Utah

BOLD: Currently on Jaguars 90-man roster

1995 EXPANSION DRAFT

(February 15, 1995; alternated choices with Carolina)
 (Draft round, position, player, former team) 1. QB Steve Beuerlein, Arizona; 2. CB Corey Raymond, N.Y. Giants; 3. OT Jeff Novak, Miami; 4. DE John Duff, L.A. Raiders; 5. LB Keith Goganious, Buffalo; 6. LB Mark Williams, Green Bay; 7. CB Al Jackson, Philadelphia; 8. C/OG Mark Tucker, Arizona; 9. DT Paul Frase, N.Y. Jets; 10. G Tom Myslinski, Chicago; 11. WR Willie Jackson, Dallas; 12. DB Othello Henderson, New Orleans; 13. LB Santo Stephens, Cincinnati; 14. DB Darren Carrington, San Diego; 15. DB Michael Davis, Houston; 16. DB Dave Thomas, Dallas; 17. RB Mazio Royster, Tampa Bay; 18. FB Le'Shai Maston, Houston; 19. WR Charles Davenport, Pittsburgh; 20. S Monty Grow, Kansas City; 21. RB Marcus Wilson, Green Bay; 22. LB Brant Boyer, Miami; 23. S Harry Colon, Detroit; 24. TE Derek Brown, N.Y. Giants; 25. LB James Williams, New Orleans; 26. G Eugene Chung, New England; 27. RB Reggie Cobb, Green Bay; 28. WR Desmond Howard, Washington; 29. WR Kelvin Martin, Seattle; 30. WR Cedric Tillman, Denver; 31. DB Rogerick Green, Tampa Bay.

DRAFT HISTORY



2019

- **May 27:** Jaguars' 7th (236)-round pick to Seattle for Seahawks' 6th-round 2020 draft pick.
- **May 26:** Jaguars' 2nd (38)-round selection and 4th (109)-round selection to Oakland for Raiders 5th (140, RB **Ryquell Armstead**) and 7th (235, DL **Dontavious Russell**)-round picks. Oakland traded pick 38 to Buffalo who drafted OT **Cody Ford** and traded pick 109 to Indianapolis who drafted RB **Khari Willis**.

2018

- **October 30:** DE Dante Fowler Jr. to the Los Angeles Rams for a 2019 third-round pick and a 2020 fifth-round pick.
- **October 19:** Jaguars 5th-round 2019 draft pick to Cleveland for RB **Carlos Hyde**.
- **March 28:** Jaguars' conditional 7th-round 2019 draft pick to Cleveland for QB **Cody Kessler**.

2017

- **March 10:** TE **Julius Thomas** to Miami for Miami's 7th (240)-round 2017 draft pick. Jaguars selected FB **Marquez Williams**.
- **March 10:** Jaguars' 7th-round 2018 draft pick to Miami for OT **Branden Albert**.
- **April 28:** Jaguars' 2nd (35)-round selection and 6th (187)-round selection to the Seattle Seahawks for the Seahawks' 2nd (34, OL **Cam Robinson**)-round selection. The Seahawks selected DT **Malik McDowell** with pick 35 and DB Mike Tyson with pick 187.
- **October 29:** DE **Chris Smith** to Cincinnati Bengals for Cincinnati's 2018 7th-round pick (230, LB Leon Jacobs).
- **October 28:** Jaguars 6th-round 2018 draft pick to the Buffalo Bills for DT **Marcell Dareus**.

2016

- **April 29:** Jaguars' 2nd (38)-round selection and 5th (146)-round selection to the Baltimore Ravens for the Ravens' 2nd (36, LB **Myles Jack**)-round selection. The Ravens traded the 2nd (38)-round selection to the Dolphins who selected CB **Xavier Howard**. The Ravens selected LB **Matt Judon** with pick 146.

2015

- **March 9:** Jaguars' 4th (103)-round selection to New York Jets for New York Jets' 4th (104, S **James Sample**) and 7th (229, TE **Ben Koyack**)-round selections. The New York Jets selected QB **Bryce Petty**.
- **Aug. 31:** K **Josh Scobee** to Pittsburgh for Pittsburgh 6th (201st overall selection) round draft choice. Jaguars selected QB **Brandon Allen**.

2014

- **March 11:** QB **Blaine Gabbert** to San Francisco for San Francisco's 6th (205)-round 2014 draft pick and a conditional 2015 draft pick. Jaguars selected C **Luke Bowanko** in 2014 draft.
- **May 9:** Jaguars' 3rd (70) and 5th (150 from Detroit)-round selections to San Francisco for San Francisco's 2nd (61, WR **Allen Robinson**)-round selection. San Francisco selected C **Marcus Martin** and DE **Aaron Lynch**.
- **May 9:** Jaguars' 4th (105) and 6th (179)-round selections to New England for New England's 3rd (93, G **Brandon Linder**). New England selected C **Bryan Stork** and G **Jon Halapio**.

2013

- **April 28:** Jaguars' 4th (98)-round selection to Philadelphia for Philadelphia's 4th (101) and 7th (210)-round selections.
- **Aug. 30:** DT **D'Anthony Smith** to Seattle for conditional pick.

- **Oct. 2:** OT **Eugene Monroe** to Baltimore for Baltimore's 2014 4th and 5th-round selections.

2012

- **April 26:** Jaguars' 1st (7) and 4th (101)-round selections to Tampa Bay for Tampa Bay's 1st (5, WR **Justin Blackmon**)-round selection. Tampa Bay selected SS **Mark Barron** and traded pick 101 to Denver, who selected CB **Omar Bolden**.
- **Oct. 30:** WR **Mike Thomas** to Detroit for a 2014 5th round selection.

2011

- **April 28:** Jaguars' 1st (16) and 2nd (49)-round selections to Washington for Washington's 1st (10, QB **Blaine Gabbert**)-round selection. Washington selected DE **Ryan Kerrigan** with selection 16 and traded pick 49 to Indianapolis, who selected G **Ben Ijalana**.
- **April 29:** Jaguars' 3rd (80) and 6th (182)-round selections to San Francisco for San Francisco's 3rd (76, G **Will Rackley**)-round selection. San Francisco selected S **Chris Culliver** and WR **Ronald Johnson**.
- **Sept. 3:** A Jaguars conditional 2012 choice to New York Jets for S **Dwight Lowery**. Jets traded pick (214) to Indianapolis, who selected LB **Tim Fugger**.

2010

- **April 23:** DE **Quentin Groves** to Oakland for Dallas' 5th (158)-round selection. Jaguars later traded that selection to New Orleans for 2011 4th (121)-round selection.
- **April 23:** Jaguars' 4th (108)-round selection to Oakland for LB **Kirk Morrison** and New England's 5th (153, DE **Austen Lane**)-round selection. Oakland selected WR **Jacoby Ford**.
- **May 25:** Jaguars' 2011 7th (218)-round selection to Miami for G **Justin Smiley**. Miami later traded selection to Green Bay which selected TE **Ryan Taylor**.
- **Sept. 4:** S **Reggie Nelson** to Cincinnati for DB **David Jones** and a conditional 2012 draft pick. Jaguars selected DT **Jeris Pendleton**.

- **Oct. 18:** S **Anthony Smith** to Green Bay for a conditional 2011 draft pick.

2009

- **April 9:** DT **Tony McDaniel** to Miami for Miami's 7th (232)-round selection. Jaguars later traded pick 232 to New England.
- **April 26:** Jaguars traded Miami's 7th (232)-round selection and Jacksonville's 2010 2nd (44)-round selection to New England for Green Bay's 3rd (73, CB **Derek Cox**)-round selection. New England selected WR **Julian Edelman** with pick 232.
- **June 30:** WR Dennis Northcutt to Detroit for S **Gerald Alexander**.
- **Sept. 6:** Jaguars' 2010 7th (217)-round selection to Tampa Bay for QB **Luke McCown**.

2008

- **Feb. 29:** Jaguars' 6th (193)-round selection to Minnesota for WR Troy Williamson. Minnesota selected WR **Jaymar Johnson**.
- **March 1:** DT **Marcus Stroud** to Buffalo for Baltimore's 3rd (71) and Chicago's 5th (143)-round selections. Buffalo later traded pick 71 back to Baltimore and pick 143 was traded to Dallas through Chicago.
- **April 26:** Jaguars' 1st (26), Baltimore's 3rd (71), and Jaguars' 3rd (89) and 4th (125)-round selections to Baltimore for Baltimore's 1st (8, DE **Derrick Harvey**)-round selection. Baltimore selected LB **Tavares Gooden** with pick 71 and traded picks 26, 89 and 173 to Houston for Houston's 1st (18)-round selection with which Baltimore selected QB **Joe Flacco**. Baltimore traded pick 125 to Oakland.
- **April 26:** Jaguars' 2nd (58), Seattle's 5th (158) and Jaguars'

- 2009 7th (217)-round selections to Tampa Bay for Tampa Bay's 2nd (52, DE **Quentin Groves**)-round selection. Tampa Bay selected WR Dexter Jackson with pick 58 and DB **E.J. Biggers** with 2009 pick 217, and traded pick 158 to Chicago.

- **April 27:** Jaguars traded Chicago's 5th (143)-round selection to Dallas for Cleveland's 5th (155, LB **Thomas Williams**) and Oakland's 7th (213, RB **Chauncey Washington**)-round selections. Dallas selected DB **Orlando Scandrick**.

2007

- **April 28:** Jaguars' 1st (17)-round selection to Denver for Denver's 1st (21, S **Reggie Nelson**), 3rd (86) and 6th (198)-round selections. Denver selected DE **Jarvis Moss**. Jaguars later traded pick 86 to Baltimore and 98 to Atlanta.
- **April 28:** Jaguars traded Denver's 3rd (86)-round selection to Baltimore for Detroit's 4th (101, P **Adam Podlesh**) and Baltimore's 5th (166, DT **Derek Landri**) and 6th (203)-round selections. Baltimore selected OT **Marshall Yanda**. Jacksonville later traded pick 203 to Atlanta.
- **April 29:** Jaguars' 6th (194)-round selection and Denver's 6th (198)-round selection and Baltimore's 6th (203)-round selection to Atlanta for Atlanta's 5th (149, G **Uche Nwaneri**)-round selection. Atlanta selected DB **David Irons** with pick 194, C **Doug Datish** with 198 and DB Daren Stone with 203.

- **Sept. 1:** RB **Alvin Pearman** and a 2008 7th (233)-round selection to Seattle for a 2008 5th (158)-round selection. Seattle selected RB **Justin Forsett**. Pick 158 later traded through Tampa Bay to Chicago who selected TE **Kellen Davis**.

2006

- **April 29:** Jaguars' 3rd (92) and 4th (125)-round selections to Dallas for Dallas' 3rd (80, LB **Clint Ingram**)-round selection. Dallas selected DE **Jason Hatcher** and KR **Skyler Green**.
- **April 30:** Jaguars 6th (198)-round selection to San Francisco for San Francisco's 7th (213, DE **James Wyche**) and Jacksonville's 7th (236, CB **Dee Webb**)-round selections. San Francisco selected DE **Melvin Oliver**.

2005

- **April 24:** Jaguars' 4th (123)-round selection to New York Jets for Jets' 4th (127, RB **Alvin Pearman**) and Dallas' 6th (185, WR **Chad Owens**)-round selections. Jets selected DB **Kerry Rhodes**.
- **Aug. 26:** PK **Seth Marler** to Dallas for a 2006 6th (187, KR Chad Owens)-round selection.
- **Oct. 6:** Jaguars' 2006 7th (236)-round selection to San Francisco for LB **Jamie Winborn**.

2004

- **March 3:** QB **Mark Brunell** to Washington for Washington's 3rd (72)-round selection. Jacksonville later traded pick to Green Bay who selected DT **Donnell Washington**.
- **April 8:** DB **Jason Craft** to New Orleans for New Orleans' 5th (150, DB **Chris Thompson**)-round selection.
- **April 24:** Jaguars' 3rd (70)-round and 4th (102)-round selections to Green Bay for Green Bay's 2nd (55, RB **Greg Jones**)-round selection. Green Bay selected DB **Joey Thomas** and traded pick 102 to Miami who selected DB **Will Poole**.
- **April 24:** Jaguars traded Washington's 3rd (72)-round selection to Green Bay for Green Bay's 3rd (86, LB **Jorge Cordova**) and 4th (118, DT **Anthony Maddox**)-round selections. Green Bay selected DT **Donnell Washington**.
- **April 25:** WR **Kevin Johnson** to Baltimore for Baltimore's 4th (120, WR **Ernest Wilford**)-round selection.

- **April 25:** Jaguars' 6th (175) and 7th (210)-round selections to Houston for Tennessee's 5th (159, OT **Sean Bubin**)-round selection. Houston selected DB Jammal Lord and LB Raheem Orr.

2003

- **April 27:** Jaguars' 5th (143)-round selection to Chicago for

DRAFT & FREE AGENCY HISTORY



Chicago's 6th (176, DE **Brandon Green**), New England's 6th (193, OT Marques Ogden) and Chicago's 7th (218, RB Malaefou Mackenzie)-round selections. Chicago selected WR Justin Gage.

• **Aug. 26:** Jaguars traded a 2004 conditional selection to Baltimore for DB **Anthony Mitchell**.

2002

• **April 20:** Jaguars' 3rd (76)-round selection to Cleveland for LB **Wali Rainer** and Cleveland's 3rd (79)-round selection. Cleveland selected C **Melvin Fowler**.

• **April 20:** Jaguars traded Cleveland's 3rd (79)-round selection to Washington for Oakland's 3rd (89, LB **Akin Ayodele**)-round selection and Washington's 4th (118, TE **Chris Luzar**)-round selection. Washington selected DB **Rashad Bauman**.

• **June 20:** Jaguars' 2003 7th (222)-round selection to Seattle for DB **Ike Charlton**. Seattle selected PK **Josh Brown**.

2001

• **April 22:** Jaguars' 2002 5th (144)-round selection to New England for New England's 6th (170, G **Chad Ward**)-round selection. New England traded the pick to Denver, who selected WR **Herb Haygood**.

2000

• **Aug. 16:** Jaguars' 2001 4th (108)-round selection to Kansas City for G **Brendan Stai**.

1999

• **April 18:** Jaguars' 6th (195) and 7th (233)-round selections to Tampa Bay for Tampa Bay's 6th (182, DT **Emarlos Leroy**)-round selection. Tampa Bay selected RB **Lamarr Green** and RB **Autry Denson**.

• **Sept. 5:** DB **Cordell Taylor** to Seattle for a 2000 conditional selection.

• **Oct. 19:** Jaguars' 2001 6th (174)-round selection to Tampa Bay for DE **Regan Upshaw**. Tampa Bay selected RB **Jameel Cook**.

1998

• **Feb. 13:** QB **Rob Johnson** to Buffalo for Buffalo's 1st (9, RB Fred Taylor) and 4th (101, RB **Tavian Banks**)-round selections.

1997

• **Aug. 24:** DE **Paul Frase** to Green Bay for Green Bay's 1998 6th (182, RB Kevin McLeod)-round selection.

• **Aug. 24:** OT **Jimmy Herndon** to Chicago for Chicago's 1998 7th (192, WR **Alvis Whitted**)-round selection.

1996

• **April 20:** Jaguars' 3rd (79), 4th (113), 5th (134) and 5th (150)-round selections to Miami for Miami's 2nd (60, C **Michael Cheever**) and 4th (99)-round selections.

• **April 21:** Jaguars traded Miami's 4th (99)-round selection to Seattle for Seattle's 4th (110, WR **Reggie Barlow**) and 5th (146, OT Jimmy Herndon)-round selections.

• **May 31:** DB **Corey Raymond** to Detroit for TE **Ty Hallock**.

• **Aug. 26:** Jaguars' 2007 7th (211)-round selection to Pittsburgh for TE **Craig Keith**. Pittsburgh traded pick to Kansas City, who selected C Ben Lynch.

• **Aug. 27:** WR Mike Williams to Miami for TE Pete Mitchell.

1995

• **April 21:** Jaguars' 3rd (66) and 5th (170)-round selections to Green Bay for QB **Mark Brunell**. Green Bay selected RB William Henderson and RB **Travis Jervey**.

• **April 22:** Jaguars' 1st (31) supplemental, 3rd (97) supplemental, 4th (134) supplemental, and 1996 4th (113)-round supplemental selections to Kansas City for Kansas City's 1st (19, RB James Stewart)-round selection. Kansas City selected OT Trezelle Jenkins, LB Troy Dumas and QB **Steve Stenstrom**.

• **April 22:** Jaguars' 2nd (33)-round selection to New York Jets for Jets' 2nd (40, OL Brian DeMarco) and 3rd (71, DB **Chris Hudson**)-round selections. The Jets selected OT **Matt O'Dwyer**.

• **April 23:** Jaguars' 5th (136)-round selection and a 1996 6th (186)-round selection to Cleveland for Cleveland's 4th (123, DT **Mike Thompson**)-round selection. Cleveland selected DT **Tau Pupua** with pick 136, and Baltimore selected WR **James Roe** with 1996 pick 186.

• **April 23:** Jaguars' 6th (208) supplemental, 7th (210) and 7th (248) supplemental selections to Philadelphia for Philadelphia's 5th (169, RB **Ryan Christophers**) and 7th (219, WR Curtis Marsh)-round selections. Philadelphia selected RB Fred McCrary, RB Kevin Bouie, and OT **Howard Smothers**.

FREE AGENCY

2019

7 PLAYERS SIGNED

Player	Position	Date Signed	Previous Team
Nick Foles	QB	March 14	Philadelphia
Geoff Swaim	TE	March 15	Dallas
Cedric Ogbuehi	OL	March 16	Cincinnati
Chris Conley	WR	March 16	Kansas City
Jake Ryan	LB	March 19	Green Bay
Alfred Blue	RB	April 1	Houston
Benny Cunningham	RB	April 2	Chicago

6 PLAYERS LOST

Player	Position	Date Signed	New Team
Donte Moncrief	WR	March 14	Pittsburgh
Chris Reed	OL	March 18	Miami
Ereck Flowers	OL	March 18	Washington
Blake Bell	TE	April 2	Kansas City
Austin Seferian-Jenkins*	TE	April 10	New England
T.J. Yeldon	RB	April 22	Buffalo

*Seferian-Jenkins was released by the Patriots on June 5

2018

7 PLAYERS SIGNED

Player	Position	Date Signed	Previous Team
Don Carey	S	March 15	Detroit
D.J. Hayden	CB	March 15	Detroit
Niles Paul	TE	March 15	Washington
Andrew Norwell	G	March 15	Carolina
Cody Davis	S	March 15	L.A. Rams
Donte Moncrief	WR	March 15	Indianapolis
Austin Seferian-Jenkins	TE	March 15	New York Jets

6 PLAYERS LOST

Player	Position	Date Signed	Previous Team
Aaron Colvin	CB	March 15	Houston
Allen Robinson	WR	March 16	Chicago
Patrick Omameh	OL	March 16	New York Giants
Chad Henne	QB	March 16	Kansas City
Allen Hurns	WR	March 23	Dallas
Mercedes Lewis	TE	May 25	Green Bay

2017

9 PLAYERS SIGNED

Player	Position	Date Signed	Previous Team
A.J. Bouye	CB	March 10	Houston
Calais Campbell	DL	March 10	Arizona
Barry Church	S	March 10	Dallas
Lerentee McCrahey	DE	March 10	Buffalo
Stefan Charles	DT	March 11	Detroit
Audie Cole	LB	March 11	Minnesota
Earl Watford	OL	March 11	Arizona
Josh McNary	LB	March 16	Indianapolis
Mychal Rivera	TE	March 23	Oakland

7 PLAYERS LOST

Player	Position	Date Signed	Previous Team
Jonathan Cyprien	S	March 9	Tennessee
Luke Joeke	OT	March 9	Seattle
Prince Amukamara	CB	March 10	Chicago
Kelvin Beachum	OT	March 10	New York Jets
Joe Banyard	RB	March 17	Buffalo
Jordan Hill	DL	March 20	Detroit
Tyson Alualu	DT	March 21	Pittsburgh



FREE AGENCY HISTORY

2016

7 PLAYERS SIGNED

Player	Position	Date Signed	Previous Team
Tashaun Gipson	S	March 10	Cleveland
Chris Ivory	RB	March 10	N.Y. Jets
Malik Jackson	DL	March 10	Denver
Brad Nortman	P	March 10	Carolina
Prince Amukamara	CB	March 11	New York Giants
Mackenzey Bernadeau	OL	March 11	Dallas
Kelvin Beachum	OT	March 16	Pittsburgh

6 PLAYERS LOST

Player	Position	Date Signed	Previous Team
Andre Branch	DE	March 16	Miami
Sam Young	T	March 9	Miami
Bryan Anger	P	March 23	Tampa Bay
Chris Clemons	DE	April 1	Seattle
Clay Harbor	TE	April 4	New England
Stefen Wisniewski	C	April 4	Philadelphia

2015

8 PLAYERS SIGNED

Player	Position	Date Signed	Previous Team
Sergio Brown	S	March 11	Indianapolis
Davon House	CB	March 11	Green Bay
Jared Odrick	DL	March 11	Miami
Jermey Parnell	OT	March 11	Dallas
Dan Skuta	LB	March 11	San Francisco
Julius Thomas	TE	March 11	Denver
Bryan Walters	WR	March 13	Seattle
Stefen Wisniewski	C	April 18	Oakland

6 PLAYERS LOST

Player	Position	Date Signed	Previous Team
J.T. Thomas III	LB	March 10	New York Giants
Teddy Williams	CB	March 12	Carolina
Cecil Shorts III	WR	March 16	Houston
Alan Ball	CB	March 27	Chicago
Jordan Todman	RB	March 30	Carolina
Jacques McClendon	G	April 22	Miami
Sherrod Martin	S	June 17	Chicago

2014

6 PLAYERS SIGNED

Player	Position	Date Signed	Previous Team
Toby Gerhart	RB	March 11	Minnesota
Zane Beadles	G	March 12	Denver
Dekoda Watson	LB	March 12	Tampa Bay
Chris Clemons	DE	March 13	Seattle
Ziggy Hood	DT	March 13	Pittsburgh
Tandon Doss	WR	March 18	Baltimore

5 PLAYERS LOST

Player	Position	Date Signed	Previous Team
Taylor Price	WR	March 13	Seattle
Maurice Jones-Drew	RB	March 28	Oakland
Allen Reisner	TE	April 15	Minnesota
Kyle Love	DT	May 20	Kansas City
Bradon Deaderick	DT	June 3	New Orleans

2013

7 PLAYERS SIGNED

Player	Position	Date Signed	Previous Team
Geno Hayes	LB	March 13	Chicago
Alan Ball	DB	March 15	Houston
Justin Forsett	RB	March 15	Houston
Roy Miller III	DT	March 15	Tampa Bay

Sen'Derrick Marks	DT	April 2	Tennessee
Mohamed Massaquoi	WR	April 8	Cleveland
Marcus Trufant	CB	May 7	Seattle

6 PLAYERS LOST

Player	Position	Date Signed	Previous Team
Derek Cox	CB	March 13	San Diego
Terrance Knighton	DT	March 13	Denver
Greg Jones	FB	March 27	Houston
Rashad Jennings	RB	April 11	Oakland
Eben Britton	OL	April 16	Chicago
Jalen Parmelee	RB	May 8	Tennessee

2012

5 PLAYERS SIGNED

Player	Position	Date Signed	Previous Team
Chad Henne	QB	March 15	Miami
Laurent Robinson	WR	March 15	Dallas
Aaron Ross	DB	March 21	New York Giants
Naufahu Tahi	FB	May 7	Minnesota
Reggie Corner	CB	June 20	Buffalo

1 PLAYERS LOST

Player	Position	Date Signed	Previous Team
Luke McCown	QB	June 7	New Orleans

2011

10 PLAYERS SIGNED

Player	Position	Date Signed	Previous Team
Paul Posluszny	LB	July 29	Buffalo
Clint Session	LB	July 29	Indianapolis
Jason Spitz	G/C	July 29	Green Bay
Drew Coleman	DB	July 30	New York Jets
Dawan Landry	S	July 30	Baltimore
Matt Turk	P	July 31	Houston
Tony Moll	G/T	Aug. 10	Baltimore
Matt Roth	DE	Aug. 12	Cleveland
Gerris Wilkinson	LB	Aug. 13	New York Giants
Joey Haynos	TE	Aug. 21	Miami

6 PLAYERS LOST

Player	Position	Date Signed	New Team
Sean Considine	S	July 29	Carolina
Justin Durant	LB	July 29	Detroit
Adam Podlesh	P	July 29	Chicago
Mike Sims-Walker	WR	July 29	St. Louis
Trent Edwards	QB	July 30	Oakland
Kirk Morrison	LB	Aug. 26	Buffalo

2010

3 PLAYERS SIGNED

Player	Position	Date Signed	Previous Team
Kassim Osgood	WR	March 6	San Diego
Aaron Kampman	DE	March 7	Green Bay
Freddy Keiaho	LB	Aug. 26	Indianapolis

1 PLAYERS LOST

Player	Position	Date Signed	New Team
Clint Ingram	LB	May 19	New Orleans

2009

2 PLAYERS SIGNED

Player	Position	Date Signed	Previous Team
Sean Considine	S	Feb. 27	Philadelphia
Tra Thomas	OT	March 9	Philadelphia

FREE AGENCY HISTORY



4 PLAYERS LOST

Player	Position	Date Signed	New Team
Mike Peterson	LB	March 10	Atlanta
Gerald Sensabaugh	S	March 10	Dallas
Khalif Barnes	OT	March 14	Oakland
Pierson Prioleau	S	March 26	New Orleans

2008

5 PLAYERS SIGNED

Player	Position	Date Signed	Previous Team
Cleo Lemon	QB	Feb. 29	Miami
Jerry Porter	WR	Feb. 29	Oakland
Drayton Florence	CB	March 1	San Diego
Jimmy Kennedy	DT	March 5	Chicago
Pierson Prioleau	S	April 29	Washington

8 PLAYERS LOST

Player	Position	Date Signed	New Team
Ernest Wilford	WR	March 1	Miami
Sammy Knight	S	March 4	New York Giants
LaBrandon Toefield	RB	March 10	Carolina
Bobby McCray	DE	March 11	New Orleans
Quinn Gray	QB	March 24	Houston
Shantee Orr	LB	March 24	Cleveland
Aaron Glenn	CB	April 7	New Orleans
Terry Cousin	S	May 23	Cleveland

2007

2 PLAYERS SIGNED

Player	Position	Date Signed	Previous Team
Tony Pashos	OT	March 2	Baltimore
Dennis Northcutt	WR	March 5	Cleveland

3 PLAYERS LOST

Player	Position	Date Signed	New Team
Kyle Brady	TE	March 3	New England
Deon Grant	S	March 9	Seattle
Cortez Hankton	WR	April 17	Minnesota

2006

5 PLAYERS SIGNED

Player	Position	Date Signed	Previous Team
Brian Williams	CB	March 11	Minnesota
Stockar McDougle	OT	March 16	Miami
Nick Greisen	LB	April 28	New York Giants
Randy Hymes	WR	May 18	Baltimore
Troy Edwards	WR	May 19	Detroit

6 PLAYERS LOST

Player	Position	Date Signed	New Team
Akin Ayodele	LB	March 13	Dallas
Jamie Winborn	LB	April 3	Tampa Bay
Kenny Wright	CB	April 3	Washington
Deke Cooper	S	April 5	Miami
Mike Pearson	OT	April 29	Miami
Ephraim Salaam	OT	May 1	Houston

2006

5 PLAYERS SIGNED

Player	Position	Date Signed	Previous Team
Brian Williams	CB	March 11	Minnesota
Stockar McDougle	OT	March 16	Miami
Nick Greisen	LB	April 28	New York Giants
Randy Hymes	WR	May 18	Baltimore
Troy Edwards	WR	May 19	Detroit

6 PLAYERS LOST

Player	Position	Date Signed	New Team
Akin Ayodele	LB	March 13	Dallas
Jamie Winborn	LB	April 3	Tampa Bay
Kenny Wright	CB	April 3	Washington
Deke Cooper	S	April 5	Miami
Mike Pearson	OT	April 29	Miami
Ephraim Salaam	OT	May 1	Houston

2005

3 PLAYERS SIGNED

Player	Position	Date Signed	Previous Team
Reggie Hayward	DE	March 2	Denver
Kenny Wright	CB	March 31	Houston
Tony Williams	DT	April 6	Cincinnati

1 PLAYER LOST

Player	Position	Date Signed	New Team
Bob Whitfield	OT	May 4	New York Giants

2004

8 PLAYERS SIGNED

Player	Position	Date Signed	Previous Team
Todd Yoder	TE	March 5	Tampa Bay
Tommy Hendricks	LB	March 8	Miami
Mike Compton	OT	March 9	New England
Lewis Sanders	DB	March 9	Cleveland
Deon Grant	S	March 10	Carolina
Juran Bolden	CB	March 24	Atlanta
Greg Favors	LB	March 24	Carolina
Doug Johnson	QB	April 28	Atlanta

4 PLAYERS LOST

Player	Position	Date Signed	New Team
Leander Jordan	OT	March 4	San Diego
Fernando Bryant	CB	March 5	Detroit
Danny Clark	LB	March 12	Oakland
Jamar Nesbit	G/C	March 29	New Orleans

2003

4 PLAYERS SIGNED

Player	Position	Date Signed	Previous Team
Mike Peterson	LB	March 13	Indianapolis
Keith Mitchell	LB	March 14	Houston
Hugh Douglas	DE	March 15	Philadelphia
Marc Edwards	FB	March 15	New England

7 PLAYERS LOST

Player	Position	Date Signed	New Team
Zach Wiegert	OT	March 3	Houston
Patrick Johnson	WR	March 11	Washington
John Wade	C	March 12	Tampa Bay
Bobby Shaw	WR	March 18	Buffalo
Todd Fordham	OL	March 20	Pittsburgh
Wali Rainer	LB	April 7	Detroit

2002

4 PLAYERS SIGNED

Player	Position	Date Signed	Previous Team
Patrick Johnson	WR	March 18	Baltimore
Bobby Shaw	WR	April 3	Pittsburgh
Chris Naeole	G	April 5	New Orleans
Detron Smith	FB	April 8	Denver

FREE AGENCY HISTORY



5 PLAYERS LOST

Player	Position	Date Signed	New Team
Renaldo Wynn	DE	March 28	Washington
Mike Hollis	K	April 9	Buffalo
Jeff Posey	LB	April 18	Houston
Sean Dawkins	WR	April 28	Minnesota
Jonathan Quinn	QB	May 1	Kansas City

2001

0 PLAYERS SIGNED

4 PLAYERS LOST

Player	Position	Date Signed	New Team
Mike Logan	S	April 2	Pittsburgh
Bryan Barker	P	April 12	Washington
Todd Fordham	OL	April 17	Denver
Daimon Shelton	FB	May 23	Chicago

2000

2 PLAYERS SIGNED

Player	Position	Date Signed	Previous Team
Jamie Martin	QB	Feb. 22	Cleveland
Hardy Nickerson	LB	Feb. 22	Tampa Bay

7 PLAYERS LOST

Player	Position	Date Signed	New Team
James Stewart	RB	Feb. 15	Detroit
Jay Fiedler	QB	Feb. 22	Miami
Rich Tylski	G	Feb. 29	Pittsburgh
Regan Upshaw	DE	March 1	Oakland
Joe Patton	OT	March 16	San Diego
Dave Thomas	CB	April 7	New York Giants
Ben Coleman	OL	June 15	San Diego

1999

3 PLAYERS SIGNED

Player	Position	Date Signed	Previous Team
Gary Walker	DT	Feb. 12	Tennessee
Carnell Lake	S	Feb. 13	Pittsburgh
Kyle Brady*	TE	Feb. 16	New York Jets

* Transition player

9 PLAYERS LOST

Player	Position	Date Signed	New Team
Zack Crockett	FB	March 16	Oakland
Fernando Smith	DE	March 19	Baltimore
Pete Mitchell	TE	March 24	N.Y. Giants
John Jurkovic	DT	March 26	Cleveland
Brian DeMarco	OL	April 2	Cincinnati
Travis Davis	S	April 19	Pittsburgh
Troy Sadowski	TE	April 21	Washington
Chris Hudson	S	April 22	Chicago
Kelvin Pritchett	DT	April 27	Detroit

1998

2 PLAYERS SIGNED

Player	Position	Date Signed	Previous Team
Bryce Paup	LB	Feb. 16	Buffalo
Quentin Neujahr	C	March 3	Baltimore

6 PLAYERS LOST

Player	Position	Date Signed	Previous Team
Ty Hallock	FB	Feb. 16	Chicago

Natrone Means	RB	March 6	San Diego
Derek Brown	TE	May 13	Oakland
Dave Widell	C	May 13	Atlanta
Esera Tualaolo	DT	May 14	Atlanta
Randy Jordan	RB	June 2	Oakland

1997

1 PLAYERS SIGNED

Player	Position	Date Signed	Previous Team
Deon Figures	CB	March 5	Pittsburgh

1 PLAYER LOST

Player	Position	Date Signed	New Team
Ernie Logan	DE	March 20	New York Jets

1996

5 PLAYERS SIGNED

Player	Position	Date Signed	Previous Team
Leon Searcy	OT	Feb. 18	Pittsburgh
Eddie Robinson	LB	March 1	Houston
Keenan McCardell	WR	March 2	Baltimore
Todd Philcox	QB	April 11	Tampa Bay
John Jurkovic	DT	April 13	Green Bay

5 PLAYERS LOST

Player	Position	Date Signed	New Team
Eugene Chung	G	March 20	San Francisco
Steve Beuerlein	QB	April 3	Carolina
Darren Carrington	S	April 22	Oakland
Desmond Howard	WR	July 12	Green Bay
Tom Myslinski	G	April 24	Pittsburgh

1995

12 PLAYERS SIGNED

Player	Position	Date Signed	Previous Team
Shawn Bouwens	G	Feb. 28	Detroit
Don Davey	DT	Feb. 28	Green Bay
Joel Smeenge	DE	Feb. 28	New Orleans
Vinnie Clark	CB	March 3	New Orleans
Bryan Barker	P	March 7	Philadelphia
Kelvin Pritchett	DT	March 11	Detroit
Jeff Lageman	DE	March 14	New York Jets
Mickey Washington	CB	March 14	Buffalo
Dave Widell	C	March 15	Denver
Mike Dumas	S	April 24	Buffalo
Mike Williams	WR	May 4	Miami
Ernest Givins	WR	June 2	Houston



The Jaguars signed QB **Nick Foles** in 2019, marking the first quarterback signed in free agency during General Manager **Dave Caldwell's** tenure.

ALL-TIME ALPHABETICAL ROSTER



(active one or more games on the 53-man roster)

A

Adams, Blue	CB	Cincinnati	2003
Akbar, Hakim	LB	Washington	2003
Alexander, Dan	RB/FB	Nebraska	2002
Alexander, Eric	LB	Louisiana State	2010
Alexander, Gerald	S	Boise State	2009-10
Alexis, Rich	RB	Washington	2005-06
Allen, David	RB/KR	Kansas State	2003-04
Allen, Russell	LB	San Diego State	2009-13
Alualu, Tyson	DT	California	2010-16
Amukamara, Prince	CB	Nebraska	2016
Anderson, Curtis	CB	Pittsburgh	1997
Anger, Bryan	P	California	2012-15
Angulo, Richard	TE	W. New Mexico	2007-08
Ankou, Eli	DT	UCLA	2017-18
Armour, JoJuan	S	Miami (Ohio)	1999
Armbrister, Thurston	LB	Miami (Fla.)	2015
Ash, Richard	DT	Western Michigan	2015-16
Asper, Mark	OL	Oregon	2012
Ayodele, Akin	LB	Purdue	2002-05

B

Babin, Jason	DE	Western Michigan	2012-13
Baldrige, Daniel	OT	Marshall	2010, 12
Ball, Alan	CB	Illinois	2013-14
Ballard, Clenton	DT	SW Texas State	2002
Baniewicz, Mark	OT	Syracuse	2000-01
Banks, Tavian	RB	Iowa	1998-99
Banyard, Joe	RB	Texas-El Paso	2015
Barker, Bryan	P	Santa Clara	1995-2000
Barlow, Reggie	WR	Alabama State	1996-2000
Barnes, Khalif	OT	Washington	2005-08
Barnes, Lionel	DE	La.-Monroe	2003-04
Bartu, Joplo	LB	Texas State	2015
Battles, Ainsley	S	Vanderbilt	2001-02
Beachum, Kelvin	OT	Southern Methodist	2016
Beadles, Zane	OG	Utah	2014-15
Bean, Robert	CB	Mississippi State	2002
Beasley, Aaron	CB	West Virginia	1996-2001
Beekman, Josh	G	Boston College	2012
Bell, Blake	TE	Oklahoma	2018
Bell, Ricky	CB	North Carolina St.	1996
Benn, Arrelious	WR	Illinois	2016-17
Bennett, Michael	DT	Ohio State	2015, 17
Bentley, Kevin	LB	Northwestern	2011
Beuerlein, Steve	QB	Notre Dame	1995
Black, Jordan	OT	Notre Dame	2008-10
Blackmon, Justin	WR	Oklahoma State	2012-14
Blackmon, Will	CB	Boston College	2013-14
Blade, Willie	DT	Mississippi State	2004
Blake, Antwon	DB	Texas-El Paso	2012
Bohanon, Tommy	FB	Wake Forest	2017-18
Bolden, Juran	CB	Mississippi Delta	2004
Bolen, Brock	FB	Louisville	2009-11
Bortles, Blake	QB	Central Florida	2014-18
Boselli, Tony	OT	Southern Cal.	1995-2001
Bosworth, Kyle	LB	UCLA	2011-12
Bouman, Todd	QB	St. Cloud State	2007, 10
Bouwens, Shawn	G	Nebraska Wesleyan	1995
Bouye, A.J.	CB	Central Florida	2017-18
Bowanko, Luke	OL	Virginia	2014-16
Bowen, Alvin	LB	Iowa State	2010
Boyer, Brant	LB	Arizona	1995-2000
Boyd, Danny	PK	Louisiana State	2002
Boyd, James	S	Penn State	2001-02
Boykin, Deral	S	Louisville	1995
Brackenridge, Tyron	CB	Washington State	2009-10
Brackens, Tony	DE	Texas	1996-2003
Bradfield, Cameron	OT	Grand Valley St.	2011-14
Brady, Kyle	TE	Penn State	1999-2006
Branch, Andre	DE	Clemson	2012-15
Brewster, Mike	G/C	Ohio State	2012-13
Britton, Eben	OT	Arizona	2009-12
Brooks, Bobby	LB	Fresno State	2002
Brooks, Bucky	CB	North Carolina	1996-97
Broussard, John	WR	San Jose State	2007
Brown, Arthur	LB	Kansas State	2016
Brown, Blair	LB	Ohio	2017-18
Brown, C.C.	S	Louisiana-Lafayette	2011
Brown, Chris	CB	Alabama-Birmingham	2003
Brown, Delvin	S	Miami (Fla.)	2001
Brown, Derek	TE	Notre Dame	1995-97
Brown, Mike	WR	Liberty	2012-14
Brown, Milford	G	Florida State	2008
Brown, Sergio	S	Notre Dame	2015
Bruce, Mkristo	DE	Washington State	2008
Brunell, Mark	QB	Washington	1995-2003
Bryan, Taven	DL	Florida	2018
Bryant, Fernando	CB	Alabama	1999-2003
Bryant, Red	DE	Texas A&M	2014
Bullard, Kendrick	WR	Arkansas State	1996
Burley, Marcus	CB	Delaware	2013
Burnett, Chester	MLB	Arizona	1999
Burton, Stephen	WR	West Texas A&M	2013

C

Cain, Jeremy	LS	Massachusetts	2009-12
Campbell, Calais	DL	Miami	2017-18
Campbell, Tommie	CB	California (PA)	2014
Cann, A.J.	G	South Carolina	2015-18
Carney, John	PK	Notre Dame	2007
Carey, Don	S	Norfolk State	2010
Carrington, Darren	S	Northern Arizona	1995
Carroll, Ahmad	CB	Arkansas	2006
Carter, Bernard	LB	East Carolina	1995
Carter, Delone	RB	Syracuse	2013
Cesario, Anthony	G	Colorado State	1999
Chambers, Derrick	OT	Florida	2001-02
Chamblin, Corey	CB	Tennessee Tech	1999
Chanoine, Roger	OT	Temple	2002
Charles, Jamaal	RB	Texas	2018
Charlton, Ike	CB	Virginia Tech	2002
Chark Jr, DJ	WR	LSU	2018
Chase, Martin	DT	Oklahoma	2005
Cheever, Michael	C	Georgia Tech	1996-98
Chick, John	DE	Utah State	2011-12
Christopherson, Ryan	FB	Wyoming	1995-96
Chung, Eugene	G	Virginia Tech	1995
Church, Barry	S	Toledo	2017-18
Clark, Danny	LB	Illinois	2000-03
Clark, Reggie	LB	North Carolina	1995-96
Clark, Vinnie	CB	Ohio State	1995-96
Clemons, Chris	DE	Georgia	2014-15
Clemons, Toney	WR	Colorado	2012
Cloherty, Colin	TE	Brown	2011-12
Cobb, Reggie*	RB	Tennessee	1995
Coe, Michael	DB	Alabama State	2009-10
Cole, Keelan	WR	Kentucky Wesleyan	2017-18
Cohen, Landon	DT	Ohio	2010
Coleman, Ben	G	Wake Forest	1995-99
Coleman, Drew	CB	Texas Christian	2011
Coleman, Marco	DE	Georgia Tech	2002
Colinet, Stalin	DE	Boston College	2002
Collier, Richard	OT	Valdosta State	2006-08
Collins, Nate	DT	Virginia	2010-11
Colon, Harry	S	Missouri	1995
Colvin, Aaron	CB	Oklahoma	2014-17
Combs, Chris	DE	Duke	2002
Compton, Mike	G	West Virginia	2004
Connolly, Dan	G	SE Missouri St.	2005
Considine, Sean	S	Iowa	2009-10
Cooke, Logan	P	Mississippi State	2018
Cooper, Deke	S	Notre Dame	2003-05
Cooper, Marquis	LB	Washington	2007
Cordova, Jorge	LB	Nevada-Reno	2004-07
Cornish, Frank*	C	UCLA	1995
Cosby, Quan	WR	Texas	2012
Cousin, Terry	CB	South Carolina	2005-07
Cox, Derek	CB	William & Mary	2009-12
Cox, Kennard	DB	Pittsburgh	2008-09
Cox, Renard	DB	Maryland	2001
Craft, Jason	CB	Colorado State	1999-2003
Crockett, Zack	CB	Florida State	1998
Criss, Shad	FB	Missouri	2000
Cunningham, Richie	PK	SW Louisiana	2002
Curry, Eric	DB	Alabama	1998-99
Cutrer, Jacob	LB	Louisiana State	2010
Cyprien, Johnathan	SS	Florida International	2013-16

D

Daniels, Torrance	LB	Harding	2009
Dareus, Marcell	DT	Alabama	2017-18
Darius, Donovan	S	Syracuse	1998-2006
Davis, Cody	S	Texas Tech	2018
Davey, Don	DT	Wisconsin	1995-98
Davis, Akeem	S	Memphis	2016
Davis, Andre	DT	Southern	1996
Davis, Jim	DE	Virginia Tech	2005
Davis, Ryan	DE	Bethune-Cookman	2012-15
Davis, Travis	S	Notre Dame	1995-98
Dawkins, Sean	WR	California	2001
Day, Sheldon	DT	Notre Dame	2016-17
Deaderick, Brandon	DE	Alabama	2013
DeLong, Greg	TE	North Carolina	2000
DeMarco, Brian	OT	Michigan State	1995-98
Devine, Kevin	CB	California	1997-98
Dickerson, Bryan	FB	Eastern Kentucky	1995
Dillard, Jarrett	WR	Rice	2009, 11
Dingle, Nate	LB	Cincinnati	1996
Douglas, Henry	WR	North Carolina A&T	2002
Douglas, Hugh	DE	Central State	2003
Douzable, Leger	DT	Central Florida	2010-11
Dukes, Chad	RB	Pittsburgh	2000
Dumas, Mike	S	Indiana	1995
Dunbar, Vaughn	RB	Indiana	1995
Durant, Justin	LB	Hampton	2007-10

E

Ebert, Jeremy	WR	Northwestern	2013
Edds, A.J.	LB	Iowa	2014

Edwards, Marc	FB	Notre Dame	2003-04
Edwards, Trent	QB	Stanford	2010
Edwards, Troy	WR	Louisiana Tech	2003-04
Elliott, Kevin	WR	Florida A&M	2012
Ellis, Alex	TE	Tennessee	2016
Ellison, Atiyah	DT	Missouri	2008-09
Epstein, Hayden	PK	Michigan	2002
Estandia, Greg	TE	Nevada-Las Vegas	2007-09
Estes, John	C	Hawaii	2011
Evans, Josh	FS	Florida	2013-15

F

Favors, Greg	LB	Mississippi State	2004-05
Fiedler, Jay	QB	Dartmouth	1999
Figures, Deon	CB	Colorado	1997-98
Fleming, Jamell	CB	Oklahoma	2013
Fletcher, Derrick	G	Baylor	2004-05
Florence, Drayton	CB	Tuskegee	2008
Flowers, Ereck	OL	Miami (Fla.)	2018
Forbath, Kai	K	UCLA	2018
Fordham, Todd	G/OT	Florida State	1997-2002
Forney, Kynan	G	Hawaii	2009
Forsett, Justin	RB	California	2013
Fortt, Khairi	LB	California	2014
Fournette, Leonard	RB	LSU	2017-18
Fowler Jr., Dante	DE	Florida	2016-18
Franklin, Brad	CB	Louisiana-Lafayette	2003
Franklin, Stephen	LB	Southern Illinois	2011
Frase, Paul	DE/DT	Syracuse	1995-96
Freeman, Eddie	DL	Alabama-Birmingham	2004
Fuamatu-Ma'aafa, Chris	RB	Utah	2003-04
Fudge, Jamaal	S	Clemson	2006-07
Furrer, Will	QB	Virginia Tech	1998

G

Gabbert, Blaine	QB	Missouri	2011-13
Gardner, Isaiah	CB	Maryland	2008
Garrard, David	QB	East Carolina	2002-10
Gayle, Rashid	CB	Boise State	1996
George, Jeremiah	LB	Iowa State	2014
Gerhart, Toby	RB	Stanford	2014-15
Gibson, Damon	WR/KR	Iowa	2001-02
Gilbert, Tony	LB	Georgia	2003-07
Gildon, Jason	DE	Oklahoma State	2004
Gipson, Tashaun	FS	Wyoming	2016-18
Givins, Ernest	WR	Louisville	1995
Glenn, Aaron	CB	Texas A&M	2007
Goebel, Brad	QB	Baylor	1995
Goganious, Keith	LB	Penn State	1995
Graham, Kent	QB	Ohio State	2002
Graham, Roger	RB	New Haven	1996
Grant, Corey	RB	Auburn	2015-18
Grant, Deon	S	Tennessee	2004-06
Gratz, Dwayne	CB	Connecticut	2013-16
Gray, Jonas	RB	Notre Dame	2015
Gray, Quinn	QB	Florida A&M	2003-07
Green, Donny	LB	Virginia	2001
Green, Brandon	DE	Rice	2003-04
Green, Rogerick	CB	Kansas State	1995
Greene, Courtney	S	Rutgers	2009-11
Greene Sr., Rashad	WR	Florida State	2015-18
Greisen, Nick	LB	Wisconsin	2006
Griffin, Chris	FB/TE	New Mexico	1996
Griffith, Rich	TE	Arizona	1995-2000
Grimes, Jonathan	RB	William & Mary	2012
Grinnage, David	TE	NC State	2018
Groves, Quentin	DE	Auburn	2008-09
Grow, Monty	S	Florida	1995
Guy, Winston	S	Kentucky	2013-14

H

Hall, Dana	S	Washington	1996-97
Hall, Ray	DT	Washington State	1995
Hallock, Ty	FB/TE/LB	Michigan State	1996-97
Hamilton, James	LB	North Carolina	1997-98
Hamlin, Michael	S	Clemson	2010
Hammonds, Juan	DE	Michigan State	1996
Hankton, Cortez	WR	Texas Southern	2003-06
Hanson, Chris	P	Marshall	2001-06
Harbor, Clay	TE	Missouri State	2013-15
Hardy, Kevin	LB	Illinois	1996-2001
Harris, Chris	DB	Louisiana-Monroe	2012
Harris, DuJuan	RB	Troy	2011
Harris, Jeremy	CB	New Mexico St.	2014
Harris, Mike	CB	Florida State	2012-13
Harris, Nick	P	California	2011
Harrison, Ronnie	S	Alabama	2018
Hart, Larry	DE	Central Arkansas	2010
Harrington, Chris	DE	Texas A&M	2009
Harvey, Derrick	DE	Florida	2008-10
Haslam, Kevin	OL	Rutgers	2010
Hatchette, Matthew	WR	Langston	2003
Hawkins, Brent	DE	Illinois State	2006-07
Hayden, D.J.	CB	Houston	2018
Hayes, Geno	LB	Florida State	2013-14
Hayward, Reggie	DE	Iowa State	2005-09

ALL-TIME ALPHABETICAL ROSTER



Heath, T.J. CB Jacksonville St. 2011
 Henderson, John DT Tennessee 2002-09
 Hendricks, Tommy LB Michigan 2004
 Henne, Chad QB Michigan 2012-17
 Herndon, Jimmy OT Houston 1996
 Herndon, Tre CB Vanderbilt 2018
 Hill, Bronson RB Eastern Michigan 2016
 Hill, Jordan DT Penn State 2016
 Hill, Jason WR Washington State 2010-11
 Holba, Colin LS Louisville 2017
 Hollis, Mike PK Idaho 1995-2001
 Holmes, Jaret PK Auburn 2001
 Holt, Torry WR North Carolina St. 2009
 Hood, Ziggy DT Missouri 2014
 House, Davon CB New Mexico St. 2015-16
 Howard, Chris RB Michigan 1998-2000
 Howard, Desmond WR Michigan 1995
 Hudson, Chris S Colorado 1995-98
 Hughes, Nate WR Alcorn State 2008-09
 Humphrey, Deon LB Florida State 2003
 Hunter, Wayne OT Hawaii 2006
 Huntington, Greg G/C Penn State 1995-97
 Hurns, Allen WR Miami 2014-17
 Hyde, Carlos RB Ohio State 2018

I

Ingram, Clint LB Oklahoma 2006-09
 Ingram, Steve G/OT Maryland 1999
 Inzer, Drew C/G Brown 2002
 Irvin, Corvey DT Georgia 2011
 Issac, Rod DD Middle Tenn. St. 2011
 Ivory, Chris RB Tiffin 2016-17
 Iwuh, Brian LB Colorado 2006-09

J

Jack, Myles LB UCLA 2016-18
 Jackson, Chevis CB Louisiana State 2010
 Jackson, Grady DT Knoxville 2007
 Jackson, Jerrell WR Missouri 2012
 Jackson, Lenzie WR Arizona State 1999
 Jackson, Malik DL Tennessee 2016-18
 Jackson, Willie WR Florida 1995-97
 Jacobs, Leon LB Wisconsin 2018
 Jacobs, Nic TE McNeese State 2014-15
 James, William CB Western Illinois 2008
 Janes, Ron FB Missouri 1998
 Jennings, Rashad RB Liberty 2009-10,12
 Jensen, Marcel TE Fresno State 2014
 Joeckel, Luke OT Texas A&M 2013-16
 Johnson, Anthony RB Notre Dame 2000
 Johnson, James-Michael LB Nevada 2015
 Johnson, Josh CB Purdue 2016
 Johnson, Kevin WR Syracuse 2003
 Johnson, Patrick WR Oregon 2002
 Johnson, Rob QB Southern Cal. 1995-97
 Johnson, Storm RB Central Florida 2014
 Johnson, Tommy CB Alabama 1995
 Jones, Abry DT Georgia 2013-18
 Jones, Brian TE Arkansas-Pine Bluff 2004-05
 Jones, Damon TE Southern Illinois 1997-2001
 Jones, David CB Wingate 2010-11
 Jones, George RB San Diego State 1998
 Jones, Greg FB/RB Florida State 2004-12
 Jones III, Greg LB Michigan State 2012
 Jones, Matt WR Arkansas 2005-08
 Jones-Drew, Maurice RB UCLA 2006-13
 Jordan, Leander G/OT Indiana (Pa.) 2002
 Jordan, Randy RB North Carolina 1995-97
 Joseph, Elvis RB Southern 2001-02
 Jurkovic, John DT Eastern Illinois 1996-98

K

Kadela, Dave OT Virginia Tech 2002
 Kampman, Aaron DE Iowa 2010
 Karim, Deji RB/KR Southern Illinois 2010-11
 Keith, Craig TE Lenoir-Rhyne 1995
 Kennedy, Jimmy DT Penn State 2008
 Kessler, Cody QB USC 2018
 King, Tavarres WR Georgia 2014
 Kirtlew, Jammie DE Indiana 2011
 Knight, Sammy S Southern Cal. 2007
 Knighton, Terrance DT Temple 2009-12
 Knox, Kyle LB Fresno State 2013
 Koch, Aaron G/OT Oregon State 2000-02
 Kopp, Jeff LB Southern Cal. 1996-98
 Koyack, Ben TE Notre Dame 2016-18

L

Lageman, Jeff DE Virginia 1995-98
 Lake, Carnell S UCLA 1999-2000
 Lambo, Josh K Texas A&M 2017-18
 Landolt, Kevin DT West Virginia 1999
 Landri, Derek DT Notre Dame 2007-09
 Landry, Dawan S Georgia Tech 2011-12
 Lane, Austen DE Murray State 2010-12
 Laro, Gordon TE Boston College 1995

Ledford, Dwayne G East Carolina 2000
 Lee, Marqise WR Southern California 2014-18
 Leftwich, Byron QB Marshall 2003-06
 Lemon, Cleo QB Arkansas State 2008
 Leonard, Matt DT Stanford 2003
 Leroy, Emarlos DT Georgia 1999-2000
 Lewis, Jermaine WR/KR Maryland 2003-04
 Lewis, Mercedes TE UCLA 2006-17
 Lewis, Patrick C Texas A&M 2013
 Linder, Brandon C Miami 2014-18
 Lindsey, Steve PK Mississippi 1999-2000
 Lockley, Mike LB Florida Atlantic 2011
 Lockett, Kevin WR Kansas State 2002
 Logan, Ernie DE East Carolina 1995-96
 Logan, Mike S West Virginia 1997-2000
 Loston, Craig S Louisiana State 2014-15
 Lotulelei, John LB Nevada-Las Vegas 2013,15
 Love, Kyle DT Mississippi State 2013
 Lowe, Omari CB Washington 2008
 Lowe, Reggie LB Troy State 1998
 Lowery, Dwight DB San Jose State 2011-13
 Lowry, Calvin S Penn State 2008
 Luzar, Chris TE Virginia 2002-03

M

Mack, Stacey RB Temple 1999-2002
 Mackenzie, Malaefoe FB Southern Cal. 2003
 Maddox, Anthony DT Delta State 2004-05
 Manning, Roy LB Michigan 2007
 Manuwai, Vince G Hawaii 2003-10
 Marks, Sen'Derrick DT Auburn 2013-16
 Marler, Seth PK Tulane 2003
 Marsh, Curtis WR Utah 1995-96
 Marshall, Brandon LB Nevada 2012
 Marshall, Nick CB Auburn 2015
 Martin, Jamie QB Weber State 1998,2000
 Martin, Sherron S Troy 2014
 Marts, Lonnie LB Tulane 1999-2000
 Mason, Eddie LB North Carolina 1998
 Mason, Michael DE Kentucky State 2000
 Massey, Robert CB NC Central 1996
 Maston, Le'Shai FB Baylor 1995-96
 Mathis, Rashean CB/S Bethune-Cookman 2003-12
 Matthews, John WR San Diego 2010
 Matthews, Steve QB Memphis 1997
 Mayfield, Corey DT Oklahoma 1995
 McBath, Darcel S Texas Tech 2011
 McBride, Trumaine CB Mississippi 2011
 McCaffrey, Max WR Duke 2017
 McCardell, Keenan WR Nevada-Las Vegas 1996-2001
 McClain, Jimmy LB Troy State 2004
 McClendon, Jacques OL Tennessee 2013-14
 McCown, Luke OL Louisiana Tech 2009-11
 McCoy, Chris DE Middle Tennessee 2013
 McCray, Bobby DE Florida 2004-07
 McCray, Demetrius CB Appalachian State 2013-15
 McCray, Lerentee LB Florida 2017-18
 McCree, Marlon S Kentucky 2001-03
 McDaniel, Tony DT Tennessee 2006-08
 McDougle, Stockar G Oklahoma 2006-07
 McElmurry, Blaine S Montana 1998-99
 McGee, Scotty RS/CB James Madison 2010
 McManus, Tom LB Boston College 1995-99
 McGuistan, Paul OL Weber State 2009
 Means, Natrone RB North Carolina 1996-97
 Meester, Brad C/G Northern Iowa 2000-13
 Meier, Rob DE Washington State 2000-09
 Mickens, Jaydon WR Washington 2017-18
 Middleton, William CB Furman 2009-12
 Miller, Bronzell DE Utah 1995
 Miller, Craig S Utah State 2000
 Miller, Drew C/G Florida 2008
 Miller, Jim QB Michigan State 1997
 Miller, Jordan DT Southern 2013
 Miller, Roy DT Texas 2013-16
 Miller, Zach TE Nebraska-Omaha 2009-11
 Mills, Javor DE Auburn 2002
 Mincey, Jeremy DE Florida 2006-08, 2010-13
 Mitchell, Anthony S Tuskegee 2003
 Mitchell, Keith LB Texas A&M 2003
 Mitchell, Pete TE Boston College 1995-98, 2002
 Molden, Antwaun CB Eastern Kentucky 2012
 Moncrief, Donte WR Mississippi 2018
 Monroe, Eugene OT Virginia 2009-13
 Moore, Will WR Texas Southern 1997-98
 Moreau, Frank RB Louisville 2001
 Moreland, Earthwind CB Georgia Southern 2001
 Morgan, Aaron DE Louisiana-Monroe 2010, 2012
 Morrison, Kirk LB San Diego State 2010
 Mosley, C.J. DT Missouri 2010-12
 Murphy, Richard RB Louisiana State 2012
 Myers, Jason K Marist 2015-17
 Myslinski, Tom G Tennessee 1995
 Myrick, Jalen CB Minnesota 2017

Naeole, Chris G Colorado 2002-08
 Navarre, Jeremy DE Maryland 2009
 Nelson, Reggie OT McNeese State 2000
 Nelson, Reggie S Florida 2007-09
 Nesbit, Jamar G South Carolina 2003
 Neufeld, Ryan TE UCLA 2000
 Neujahr, Quentin C Kansas State 1998-2000
 Nevis, Drake DT Louisiana State 2013
 Newsome, Jamar WR Central Florida 2011
 Newton, Cecil C Tennessee State 2009
 Ngakoue, Yannick DE Maryland 2016-18
 Nickerson, Hardy MLB California 2000-01
 Nkang, Chad S Elon 2007-08
 Noble, Danny TE Toledo 2013
 Nori, Mark OG Boston College 1997-98
 Norman, Dennis C Princeton 2004-08
 Nortman, Brad P Wisconsin 2016-17
 Norris, Slade LB Oregon State 2010
 Northcutt, Dennis WR Arizona 2007-08
 Nortman, Brad P Wisconsin 2016
 Norwell, Andrew OL Ohio State 2018
 Novak, Jeff G/OT Southwest Texas St. 1995-98
 Nowak, Drew OL Western Michigan 2013
 Nwaneri, Uche G Purdue 2007-13

O

Odrick, Jared DL Penn State 2015-16
 Ogden, Marques OL Howard 2003
 Olson, Erik S Colorado State 2000
 Omameh, Patrick OL Michigan 2016-18
 Orr, Shantee LB Michigan 2007
 Onobun, Fendi TE Houston 2011
 Osgood, Kassim WR San Diego State 2010-11
 O'Shaughnessy, James TE Illinois State 2017-18
 Owens, Chad WR/KR Hawaii 2005-07
 Owens, Montell FB Maine 2006-11
 Owusu-Ansah, Akwasi S Indiana (Pa.) 2011
 Overton, Matt LS Western Washington 2017-18

P

Palmer, Jordan QB Texas-El Paso 2012
 Palmer, Tobais WR North Carolina State 2013
 Parker, Chris RB Marshall 1997
 Parker, Ricky CB San Diego State 1997
 Parmele, Jalen RB Toledo 2012
 Parnell, Jermy OT Mississippi 2015-18
 Pashos, Tony OT Illinois 2007-08
 Pasztor, Austin G Virginia 2012-14
 Patmon, Tyler CB Oklahoma State 2017-18
 Patterson, Elton DE Central Florida 2004
 Paul, Niles TE Nebraska 2018
 Paup, Bryce LB Northern Iowa 1998-99
 Payne, Donald LB Stetson 2017-18
 Payne, Seth DT Cornell 1997-2001
 Pearnan, Alvin RB Virginia 2005-06, 2008
 Pearson, Mike OT Florida 2002-05
 Pelshak, Troy LB North Carolina A&T 2000
 Pendleton, Jer DT Ashland 2012
 Perryman, Ray S Northern Arizona 2003-04
 Peterson, Greg DT NC Central 2009
 Peterson, Mike LB Florida 2003-08
 Pettway, Kenny DE Grambling State 2006-07
 Phillips, Todd QB Syracuse 1996
 Phillips, Carroll DE Illinois 2017
 Pierce, Bernard RB Temple 2015
 Pinkard, Larry WR Old Dominion 2017
 Pitts, Lafayette CB Pittsburgh 2017
 Podlesh, Adam P Maryland 2007-10
 Porter, Jerry WR West Virginia 2008
 Porter, Sean LB Texas A&M 2016
 Posluszny, Paul LB Penn State 2011-17
 Posey, Jeff LB Southern Miss. 2001
 Potter, Zach TE Nebraska 2009-12
 Poutasi, Jeremiah OL Utah 2016
 Price, Taylor WR Ohio 2011
 Prioleau, Pierson TE Weber State 2001
 Pritchett, Kelvin S Virginia Tech 2008
 Proskinski, Chris DT Mississippi 1995-98
 Pullard III, Hayes S Wyoming 2011-14
 Pryor, Calvin LB Southern California 2015-16
 Quinn, Jonathan QB Middle Tenn. State 1998-2001

Q

Quinn, Jonathan QB Middle Tenn. State 1998-2001

R

Rackley, Will G/C Lehigh 2011, 2013
 Rainer, Wati MLB Virginia 2002
 Ramsey, Jalen CB Florida State 2016-18
 Ramsey, Patrick QB Tulane 2010
 Ransom, Derrick DT Cincinnati 2004
 Redmond, Jimmy WR McNeese State 2002-03
 Reed, Chris OL Minnesota State 2016-18
 Reinsner, Allen TE Iowa 2013

ALL-TIME ALPHABETICAL ROSTER



Reyes, Tutan	G	Mississippi	2007-08
Reynolds, LaRoy	LB	Virginia	2013-15
Richardson, David	CB	Cal Poly-SLO	2004-06
Richie, David	DE	Washington	2000
Rivers, Gerald	DE	Mississippi	2013
Rison, Andre	WR	Michigan State	1996
Roberson, Chris	CB	Eastern Michigan	2005
Roberson, James	DE	Florida State	1999
Robinson, Allen	WR	Penn State	2014-17
Robinson, Cam	OL	Alabama	2017-18
Robinson, Corey	OL	South Carolina	2018
Robinson, Denard	RB	Michigan	2013-16
Robinson, Eddie	LB	Alabama State	1996-97
Robinson, Laurent	WR	Illinois State	2012
Robinson, Roderick	QB	Arkansas-Pine Bluff	2001
Rodgers, Stefan	OT	Lambuth	2008
Romberg, Brett	C	Miami (Fla.)	2003-05
Ross, Aaron	CB	Texas	2012
Ross, Micah	WR	Jacksonville	2001-03
Roth, Matt	DE	Iowa	2011
Royals, Mark	P	Appalachian St.	2003
Rucker, Martin	TE	Missouri	2011
Rush, Marcus	LB	Michigan State	2016
Russell, Brian	S	San Diego State	2009
Rutland, Kevin	CB	Missouri	2011-12

— S —

Sadowski, Troy	TE	Georgia	1998
Salaam, Ephraim	OT	San Diego State	2004-05
Sample, James	S	Louisville	2015
Sanders, Ace	WR/PR	South Carolina	2013-14
Schwartz, Bryan	MLB	Augustana (S.D.)	1995-99
Scobee, Josh	PK	Louisiana Tech	2004-14
Searcy, Leon	OT	Miami (Fla.)	1996-2000
Seder, Tim	PK	Ashland (Ohio)	2002
Seferian-Jenkins, Austin	TE	Washington	2018
Selvie, George	DE	South Florida	2011-12
Sensabaugh, Gerald	S	North Carolina	2005-08
Session, Clint	LB	Pittsburgh	2011
Settles, Tawambi	S	Duke	1998
Seward, Adam	LB	Nevada-Las Vegas	2009
Sharon, Charles	WR	Bowling Green	2006
Shatley, Tyler	OL	Clemson	2014-18
Shaw, Bobby	WR	California	2002
Shaw, Tim	LB	Penn State	2008
Shelton, Daimon	FB	Sacramento State	1997-2000
Sheppard, Ashley*	LB	Clemson	1995
Shepherd, Gannon	OT	Duke	2000-01
Shiple, Jordan	WR	Texas	2012
Shorts III, Cecil	WR	Mount Union	2011-14
Shuler, Mickey	TE	Penn State	2014
Simmons, Clyde	DE	Western Carolina	1996-97
Sims-Walker, Mike	WR	Central Florida	2008-11
Skuta, Dan	LB	Grand Valley St.	2015-16
Slaughter, T.J.	MLB	Southern Miss.	2000-03
Smeenge, Joel	DE	Western Michigan	1995-2000
Smiley, Justin	G	Alabama	2010
Smith, Anthony	S	Syracuse	2009-10
Smith, Bryan	LB	McNeese State	2009
Smith, Chris	DE	Arkansas	2014-16
Smith, D'Anthony	DT	Louisiana Tech	2012
Smith, Daryl	LB	Georgia Tech	2004-12
Smith, Emanuel	WR	Arkansas	2000
Smith, Fernando	DE	Jackson State	1998
Smith, Jeff	C	Tennessee	2000-01
Smith, Jimmy	WR	Jackson State	1995-2005
Smith, Joe	RB	Louisiana Tech	2003
Smith, Larry	DT	Florida State	1999-2002
Smith, Paul	QB	Tulsa	2008
Smith, Steve	CB	Oregon	2002
Smith, Telvin	LB	Florida State	2014-18
Smolko, Isaac	TE	Penn State	2007
Smoot, Dawuane	DE	Illinois	2017-18
Sorensen, Nick	S	Virginia Tech	2003-06
Soward, R. Jay	WR	Southern Cal.	2000-01
Spaight, Martrell	LB	Arkansas	2018
Spach, Stephen	TE	Fresno State	2012
Spencer, Charles	OT	Pittsburgh	2008
Spicer, Paul	DE	Saginaw Valley St.	2000-08
Spitz, Jason	G/C	Louisville	2011
Spurlock, Micheal	WR	Mississippi	2012
Stai, Brenden	OT	Nebraska	2000
Stambaugh, Phil	QB	Lehigh	2001
Stanley, Montavious	DT	Louisville	2006, 2009
Stanzi, Ricky	QB	Iowa	2013
Starks, Scott	CB	Wisconsin	2005-09
Stanback, Isaiah	TE	Washington	2012
Stanford, Julian	LB	Wagner	2012
Stephens, Santo	LB	Temple	1995
Stephenson, Cameron	G	Rutgers	2008
Sterling, Neal	WR	Monmouth	2015-16
Stewart, James	RB	Tennessee	1995-99
Stewart, Rayna	S	Northern Arizona	1999-2000
Stith, Shyrone	RB	Virginia Tech	2000

Stokes, J.J.	WR	UCLA	2003
Storz, Erik	LB	Boston College	1998-2000
Stoval, Maurice	TE	Notre Dame	2012
Streeter, Tommy	WR	Miami	2014
Strong, Jaelen	WR	Arizona State	2017
Stroud, Marcus	DT	Georgia	2001-07
Studstill, Darren	S	West Virginia	1995-96
Stupar, Nate	LB	Penn State	2013
Swift, Michael	CB	Austin Peay	2000

— T —

Ta'ufu'ou, Will	FB	California	2012-14
Tarte, Jim	PK	Arkansas State	2000-01
Taylor, Cordell	CB	Hampton	1998
Taylor, Fred	RB	Florida	1998-2008
Taylor, Herb	G	Texas Christian	2012
Taylor, Kerry	WR	Arizona State	2013
Taylor, Shannon	LB	Virginia	2003
Terrell, Daryl	G/OT	Southern Miss.	2002
Terry, Adam	OT	Syracuse	2010
Terry, Corey	LB	Tennessee	1999
Thomas, Dave	CB	Tennessee	1995-99
Thomas, Edward	LB	Georgia Southern	2000-02
Thomas, J.T.	LB	West Virginia	2013-14
Thomas, Julius	TE	Portland State	2015-16
Thomas, Kiwaukee	CB	Georgia Southern	2000-04
Thomas, Lamaar	WR	New Mexico	2013
Thomas, Mike	WR	Arizona	2009-12
Thomas, Pat	LB	North Carolina St.	2005-07
Thomas, Tra	OT	Florida State	2009
Thompson, Chris	CB	Nicholls State	2004
Thompson, Lamont	ST	Washington State	2007
Thompson, Mike	DT	Wisconsin	1995
Thompson, Peyton	CB	San Jose State	2014-17
Threats, Jabbar	DE	Michigan State	1997-98
Tillman, Cedric	WR	Alcorn State	1995
Tinker, Carson	LS	Alabama	2013-18
Toedman, Jordan	RB	Connecticut	2012-14
Toefield, LaBrandon	RB	Louisiana State	2003-07
Toston, Keith	RB	Oklahoma State	2012
Trapp, James	CB	Clemson	2003
Tripp, Jordan	LB	Montana	2015
Trent, Morgan	CB	Michigan	2011
Tuvalo, Esera	DT	Oregon State	1997
Tuipala, Joseph	MLB	San Diego State	2001-02
Turk, Matt	P	Wisc.-Whitewater	2011
Tylski, Rich	OG	Utah State	1996-99

— U —

Underwood, Tiquan	WR	Rutgers	2009-10
Upshaw, Regan	DE	California	1999

— V —

Venzke, Patrick	OT	Idaho	2001
Vallos, Steve	C/G	Wake Forest	2012

— W —

Wade, John	C	Marshall	1998-2002
Wade, Todd	OL	Mississippi	2008
Walker, Gary	DT	Auburn	1999-2001
Walker, Josh	OL	Middle Tenn. St.	2017-18
Walters, Bryan	WR	Cornell	2015-16
Warren, Terrence	WR	Hampton	1995
Washington, Chauncey	RB	Southern Cal.	2008
Washington, Dwayne	CB	North Carolina St.	2004
Washington, Micky	CB	Texas A&M	1995-96
Washington, Patrick	FB	Virginia	2001-02
Washington, Tony	WR	Appalachian St.	2015-16
Watson, Dekoda	LB	Florida State	2014
Weatherford, Steve	P	Illinois	2008
Webb, Dee	CB	Florida	2006
Wells, Josh	OT	James Madison	2014, 16-18
Wesley, Joe	LB	Louisiana State	2001
West, Chastin	WR	Fresno State	2011
Westbrook, Dede	WR	Oklahoma	2017
Westmoreland, Eric	LB	Tennessee	2001-03
Wheatley, Terrence	CB	Colorado	2010
Wheeler, Damen	CB	Colorado	2001
Whimper, Guy	OT	East Carolina	2010-12
White, Chris	DE	Southern	1999
White, Jose	DE	Howard	1996-98
White, Reggie	RB	Oklahoma State	2001
White, Tracy	LB	Howard	2005
Whitfield, Bob	OT	Stanford	2004
Whitted, Alvis	WR	North Carolina St.	1998-2001
Widell, Dave	C	Boston College	1995-97
Wiegert, Zach	G/OT	Nebraska	1999-2002
Wilds, Brandon	RB	South Carolina	2018
Wiley, Marcellus	DE	Columbia	2005-06
Wilford, Ernest	TE/WR	Virginia Tech	2004-07, 2009-10
Wilkinson, Bruce	OT	Tennessee	1995
Williams, Brian	CB	North Carolina St.	2006-08
Williams, Dave	RB	Arkansas	2018
Williams, D.J.	TE	Arkansas	2013
Williams, James	LB	Mississippi State	1995

Williams, Jermaine	FB	Houston	2000
Williams, Julius	DE	Connecticut	2009
Williams, Lamanzer	DE	Minnesota	1998
Williams, Mark	LB	Ohio State	1995
Williams, Maurice	OT/G	Michigan	2001-09
Williams, Randal	WR	New Hampshire	2001
Williams, Reggie	WR	Washington	2004-08
Williams, Sammy	OT	Oklahoma	2003
Williams, Stephen	WR	Toledo	2013
Williams, Teddy	CB	Texas-San Antonio	2014
Williams, Thomas	LB	Southern Cal.	2008
Williamson, Troy	WR	South Carolina	2008-09
Wilson, Jarrod	S	Michigan	2016-17
Wilson, John Parker	QB	Alabama	2012
Wimbush, Derrick	RB/KR	Fort Valley State	2005-06
Winborn, Jamie	LB	Vanderbilt	2005
Wisniewski, Stefen	C	Penn State	2015
Witherspoon, Brian	CB	Stillman	2008-09
Woods, D'Juan	WR	Oklahoma State	2008
Wright, George	TE	Oregon	2003-08
Wright, Kenny	CB	Northwestern St.	2005
Wyche, James	DE	Syracuse	2006-09
Wynn, Renaldo	DT	Notre Dame	1997-2001
Wynn, Shane	WR	Indiana	2016

— Y —

Yeldon, T.J.	RB	Alabama	2015-18
Yoder, Todd	TE	Vanderbilt	2004-05
Youboty, Ashton	CB	Ohio State	2011
Young, David	S	Georgia Southern	2003
Young, Sam	OL	Notre Dame	2013-15

— Z —

Zahursky, Steve	OT	Kent State	2001
Zelenka, Joe	TE/LS	Wake Forest	2001-08

** Cobb, Cornish and Sheppard were on the expanded 56-man roster (for expansion teams) during the first three weeks of the 1995 season.

INJURED RESERVE

(never on 53-man roster)

Acker, Kenneth	CB	Southern Methodist	2018
Bennett, Michael	DT	Ohio State	2016
Brackett, Brett	TE	Penn State	2012
Brown, Leon	RB	Eastern Kentucky	1995
Chambers, Derrick	G/OT	Florida	2002
Chustz, Joe	OT	Louisiana Tech	2000
Connolly, Dan	G	SE Missouri State	2006
Copeland, Damian	WR	Louisville	2014
Corner, Reggie	CB	Akron	2012
Cotrone, Anthony	FB	Maine	2008
Davis, Jim	DE	Virginia Tech	2006
Doss, Tandon	WR/PR	Indiana	2014
Ewing, Bradie	FB	Wisconsin	2014
Fisher, John	DB	Western Missouri	1996
Fowler Jr., Dante	DE	Florida	2015
Gaffney, Tyler	RB	Stanford	2017
Greene Sr., Rashad	WR	Florida State	2017
Harris, Jeremy	CB	New Mexico State	2013
Harper, Jarrod	S	West Virginia	2017
Horrocks, Theo	DT	Vanderbilt	2008
Hughes, Michael	DT	UNLV	2018
Jackson, Al	CB	Georgia	1995
Jordan, Reggie	TE	Missouri Western St.	2014
Keiaho, Freddy	LB	San Diego State	2010
Lewis, Jonathan	DT	Virginia Tech	2008
Lotulelei, John	LB	UNLV	2014
Mathers, I'Tavius	RB	Middle Tenn. St.	2017
Milhim, Stephane	OL	Massachusetts	2013
Mills, Javor	DE	Auburn	2003
Myles, Tywan	DT	Tarleton State	2008
Morabito, Tim	DT	Boston College	2002
Murphy, Richard	RB	Louisiana State	2011
Onobun, Fendi	TE	Houston	2014
Patterson, Elton	DE	Central Florida	2006
Price, Marcus	G	Louisiana State	1995
Price, Taylor	WR	Ohio	2013
Reynolds, Rashaad	CB	Oregon State	2014
Rivera, Mychal	TE	Ohio State	2017
Roberson, Chris	CB	Eastern Michigan	2006
Slaughter, Nathan	WR	West Texas A&M	2014
Smith, Brian	DE	Missouri	2007
Smith, Tevaun	WR	Iowa	2018
Tinker, Carson	LS	Alabama	2017
Veldman, Matt	TE	North Dakota St.	2012
Wells, Josh	OT	James Madison	2015
Whitehead, Terrell	FS	Norfolk State	2010-11
Williams, Mike	OT	Texas	2006
Williams, Tony	DT	Memphis	2006
Ziemann, Chris	OT	Michigan	2002

ALL-TIME ROSTERS



PRACTICE SQUAD

DE Nathaniel Adibi (2004), RB Rich Alexis (2004), RB David Allen (2002-03), WR Chad Askew (1997), LB Stevie Baggs (2005), WR Rasheed Bailey (2015), DE Troy Bailey (1999), DB Travarius Bain (2008), WR Donnell Baker (1997), TE Brandon Barden (2013), DT David Barnard (1997), QB Richard Bartel (2009), WR Tyler Beiler (2011), TE E.J. Bibbs (2016), OT Cody Booth (2014), CB Breon Borders (2018), TE Brett Brackett (2011), OT Mark Bristol (2002), RB Jason Brookins (2000), CB Chris Brown (2003), TE Chris Brown (2008), OT Lester Brown (2005), OT Sean Bubin (2004), WR Chad Bumphis (2013), CB Marcus Burley (2013), OL George Bussey (2011), OT Andrew Carnahan (2007-08), TE Mike Caussin (2010), CB Chris Chancellor (2010), RB Shaun Chapas (2013), WR Matt Cherry (2004), OT Ronald Cherry (1996), LB Sedric Clark (1996), DT James Clyburn (1998), TE Colin Clougherty (2011), RB DeAndre Cobb (2006), DT Rodney Coe (2016), DT DeAndre Coleman (2014), RB Leroy Collins (1999), DE Jomo Cousins (2000), PK Brandon Coutu (2011), LB Jamal Cox (1995), DL Walter Curry (2005, 2007), S Matt Daniels (2014), TE Charles Davis (2007-08), WR Chris Davis (2005), G Konrad Dean (2003), CB Dee Delaney, LB Nick DeLuca, WR Clarence Denmark (2009-10), S Antonio Dendard (2012), CB John Destin (2010), DE Hunter Dimick (2017), OT Seth Dittman (1996), QB Ben Dougherty (2006), WR Henry Douglas (2001), C Tommie Draheim (2012), WR Damon Dunn (1998), OL Michael Dunn (2018), LB Brooks Ellis (2017), LS Andrew Economos (2005), OL Kadeem Edwards (2015), TE Michael Egnew (2014), TE Greg Estandia (2006), S Matt Estrada (2011), WR Shaq Evans (2015), TE Michael Flacco (2014), G Derrick Fletcher (2004), WR Richmond Flowers (2001), OT Mike Flynn (1997), DE Randy Garner (2001), OT Ryan Gibbons (2006-07), WR Brittan Golden (2012), DE Harold Gragg (1997), CB Doran Grant QB Quinn Gray (2003), OG Andrew Greene (1998), TE David Grinnage (2017-18), OT Sam Gutekunst (2007), C/G Brock Gutierrez (1998), DE Omar Hand (2004), WR Darren Hall (1999), G D.J. Hall (2012), LB Jerrell Harris (2012), TE Darius Hill (2010), LB Tyrone Hines (1997), CB Curtis Holcomb (2012), G Tam Hopkins (2001), G Tyrone Hopson (2001), WR Mike Horacek (2000), WR Harrison Houston (1995), LB Aaron Humphrey (2002), QB Nate Hybl (2005), WR Marcus Jackson (2013), CB Talmadge Jackson (2011), LB Richard Jarvis (2018), DL Lyndon Johnson (2018), LB Joshua Jones (2012), RB Henry Josey (2014), DE Michael Josiah (2003), RB Morgan Kane (2000), OL Nila Kasitati (2016), C David Kempfert (1999), FB Eric Kettani (2014), DT Darius Kilgo (2017), CB Brandon King (2012), LB James Kinney (2005), LB Raphael Kirby (2016), TE Ben Koyack (2015), DB Jamar Landrom (2006), RB Keon Lattimore (2008), WR Rashad Lawrence (2015), WR Allen Lazard (2018), LB Boris Lee (2010), QB Tanner Lee (2018), RB Steve Lee (1997), DT Matt Leonard (2003), WR Jordan Leslie (2015), CB Corey Lindsey (2012), WR Lance Long (2010), CB Clarence Love (1999), OL DeMarcus Love (2013), DT Anthony Maddox (2004), LB Kevin Malast (2011), WR Charly Martin (2011), DT Jeff Marriott (2000), C Tim Mattran (2008), DE Tom McCarthy (2011), DE Chris McCoy (2013), LB Ryan McCoy (1995), OL KC McDermott (2018), CB Walter McFadden (2011), WR Mekale McKay (2016), OT Pete McMahon (2006), CB Quenton Meeks (2018), S Charlie Miller (2017), OT Patrick Miller (2015), CB Prince Miller (2012), T Andrew Mitchell (2012), LB Mike Mohamed (2012), TE Rod Monroe (2000), DT Dre Moore (2010), QB Stephen Morris (2014), CB Rashod Moulton (2007-08), LB Lamar Myles (2008-09), DT Louis Nix (2016), WR Ramondo North (2001-02), QB Keith Null (2010), DE Gabe Nyenhuis (2004), TE Tevita Ofahengaue (2001), CB Jason Olford (2002), OT Chris Oltmanns (1996), TE Schuyler Oordt (2011), OT Jonathan Palmer (2010), WR Corey Parchman (2002), RB Chris Parker (1996), RB Allen Patrick (2009), LB Joe Pawelek (2011), OT Erik Pears (2010), RB Pepe Pearson (1998), S Kevin Peoples (1999), DE Will Pericak (2013), S Ray Perryman (2003), LB Duke Pettijohn (2002), TE Zach Potter (2009), WR Walt Powell (2017), FB Lonnie Pryor (2013), DT Kommonyan Quaye (2010), LB Curtis Randall (2003), QB Brett Ratliff (2010), S C.J. Reavis (2018), WR Jimmy Redmond (2001), G Chris Reed (2015), DE D'Aundre Reed (2013), LB Moses Regular (1996), QB Lester Ricard (2007), C Brett Romberg (2003, 2006), WR Jabin Sambrano (2013), RB Bo Scarbrough (2018), QB Matt Scott (2013), DT Richard Seals (2000), CB Sammy Seamster (2017), WR Charles Sharon (2007), DE Jason Simmons (1995), TE Gannon Sinclair (2016), DT Henry Smith (2008), RB Joe Smith (2003), DE Quanterus Smith (2015), WR Tevaun Smith (2017), LB Brandon Southward (1999), WR Fred Stamps (2005), G Cameron Stephenson (2009), G Barry Stokes (1996), DE Rahmaan Streater (1999), G Joe Tate (2004), DE Josh Taves (1996), WR Kerry Taylor (2014), S Steven Terrell (2013), RB D.D. Terry (2007),

WR Ryan Thelwell (1999), OL Brandon Thomas (2017-18), RB Malcolm Thomas (1997-98), TE Mark Thomas (1998), LB Todd Thomas (2015), LB Cedric Thornton (1996), LB Deryck Toles (2004), OT Arturo Uzdavinis (2016), C Bradley Vierling (2010-11), OT Keith Wagner (1996), LB Al Wallace (1997), G Chad Ward (2001), OT Craig Warren (1997), WR Tony Washington (2014), FB Lee Webb (2005), LB Marcus Whitfield (2014), WR Huey Whittaker (2004), RB Brandon Wilds (2017), DE Seante Williams (2004), S Earl Wolff (2015), CB Lou Young (2014), WR Terrell Zachery (2011), DB Jonathan Zenon (2008)

HEAD COACHES

Tom Coughlin	Syracuse	1995-2002
Jack Del Rio	Southern California	2003-2011
Mel Tucker	Wisconsin	2011
Mike Mulatkey	Florida	2012
Gus Bradley	North Dakota State	2013-2016
Doug Marrone	Syracuse	2016-2017

ASSISTANT COACHES

Ben Albert	Massachusetts	2010
Ken Anderson	Augustana	2003-06
Matt Applebaum	Connecticut	2014
Mark Asanovich	St. Cloud State	2003-08
Craig Aukerman	Findlay	2011-12
Bob Babich	Tulsa	2013-15
Joe Baker	Princeton	1995-98
John Benton	Colorado State	2016
Brandon Blaney	Youngstown State	2011-13
John Bonamego	Central Michigan	1999-2002, 12
Rob Boras	DePauw	2010-11
Paul Boudreau	Boston College	2003-05
Bob Bratkowski	Washington State	2012
David Bullocks	Nebraska	2016
Luke Butkus	Illinois	2013-14
Earnest Byner	East Carolina	2010-11
Dave Campo	Central Connecticut State	2005-07
Dom Capers	Mount Union (Ohio)	1999-2000
Pete Carmichael	Montclair State	1995-99
Mark Collins	East Tennessee State	2017-18
Johnny Cox	Fort Lewis (Colo.)	2009-11
Sylvester Croom	Alabama	2012
Joe Cullen	Massachusetts	2010-12
Joe Danna	Central Michigan	2017-18
Joe DeCamillis	Wyoming	2007-08, 17-18
John Donovan	John Hopkins	2016-18
Mark Duffner	William & Mary	2006-13
Les Ebert	Minnesota-Duluth	2004-08
Randy Ebsall	Syracuse	1995-97
Mike Eubanks	Wisconsin-Eau Claire	2010-11
Perry Fewell	Lenoir-Rhyne	1998-2002, 17-18
Jedd Fisch	Florida	2013-14
Greg Finnegan	Cornell	1998-2002
Pat Flaherty	East Stroudsburg	2017-18
Frank Gansz	Navy	2000-01
Jason George	Manitoba	2009-11
Kevin Gilbride	Southern Connecticut State	1995-96
Matt Griffin	New Hampshire	2010-11
Nathaniel Hackett	U.C. Davis	2016-18
Mike Haluchak	Southern California	2003-04
Ray Hamilton	Oklahoma	2003-07
Alex Hampton	Deakin	2013-16
Paul Haynes	Kent State	2001
Scottie Hazelton	Fort Lewis	2014
Andy Heck	Notre Dame	2004-12
Donnie Henderson	Utah State	2008
Ron Heller	Penn State	2010-11
Josh Hingst	Nebraska	2012
Fred Hoaglin	Pittsburgh	1997-2001
Marion Hobby	Tennessee	2017-18
Todd Howard	Texas A&M	2003-05
Jeff Hurd	Fort Hays (Kan.) State	1995-97
John Hufnagel	Penn State	2002
Jerald Ingram	Michigan	1995-2002
Dick Jauron	Yale	1995-98
Bobby Johnson	Miami (Ohio)	2012
Nate Kaczor	Utah State	2008-11
Sean Karpf	Jacksonville	201
Thom Kaumeyer	Oregon	2008-11
Lane Kiffin	Fresno State	2000
Monte Kiffin	Nebraska	2016
Larry Kirksey	Eastern Kentucky	2003
Ty Knott	Oregon Tech	2002
Dirk Koetter	Idaho State	2007-11
Jess Langvardt	Sterling	2013-18
Bob Ligashesky	Indiana (Pa.)	2004
Anthony Lomando	Cal Poly-SLO	2010-11
Anthony Lynn	Texas Tech	2003-04

ASSISTANT COACHES

Mike Mallory	Michigan	2013-18
Doug Marrone	Syracuse	2015-16
Mike Maser	Buffalo	1995-2002
Keenan McCardell	Maryland	2017-18
Paul McCord	Western Maryland	2003
Marlon McCree	Kentucky	2012
Garrick McGee	Oklahoma	2000-01
John McNulty	Penn State	1998-2002
Mark Michaels	Connecticut	2005-06
Ron Middleton	Auburn	2013-18
Scott Milanovich	Maryland	2017-18
Gary Moeller	Ohio State	2001
Ted Monachino	Missouri	2006-09
Todd Monken	Knox College	2007-10
Patrick Mularkey	Clemson	2012
Bill Musgrave	Oregon	2003-04
Tom Myslinski	Tennessee	2012-18
Nick Nicolau	Southern Connecticut State	1995-96
Chris O'Hara	Miami (Fla.)	2014-16
Tony Oden	Baldwin-Wallace	2012
Greg Olson	Central Washington	2012, 15-16
Chris Palmer	Southern Connecticut State	1997-98
Jerry Palmieri	Montclair State	1995-2002
Larry Pasquale	Bridgeport (Conn.)	1995-99
John Pease	Utah	1995-2002
Jake Peetz	Nebraska	2012
Bob Petrino	Carroll (Mont.)	1999-2001
Kennedy Pola	Southern California	2005-09
Mike Priefer	Navy	2002
Eric Price	Weber State	2017-18
Robert Prince	Humboldt State	2007-08
Ron Prince	Appalachian State	2012
Russ Purnell	Whittier College	2009-11
Jason Revovich	SUNY Cortland	2017-18
Alvin Reynolds	Indiana State	2003-07
Terry Richardson	Syracuse	2013-14
Luke Richesson	Kansas	2009-11
Alfredo Roberts	Miami (Fla.)	2003-06
Pete Rodriguez	Western State	2004-06
Mike Rutenberg	Cornell	2013-18
Robert Saleh	Northern Michigan	2014-16
Frank Scelfo	Northeast Louisiana	2013-14
Cedric Scott	Southern Mississippi	2012-18
Lucious Selmon	Oklahoma	1995-2002
Steve Shafer	Utah State	2003-04
Dan Shamash	Carnegie Mellon	2014-16
Mike Sheppard	California Lutheran	2011
Mike Shula	Alabama	2007-10
Charlie Skalaski	Florida	2012
Kelly Skipper	Fresno State	2016
Matthew Smiley	Illinois	2013-16
Carl Smith	Cal Poly-SLO	2005-06
Mike Smith	East Tennessee	2003-07
Tony Sorrentino	The College of New Jersey	2013-16
Tony Sparano	New Haven (Conn.)	2002
Tony Sparano Jr.	Albany	2017-18
Paul Spicer	Saginaw Valley State	2012
Jerry Sullivan	Delta State	2012-16
Mike Sullivan	Army	2002-03
Steve Szabo	Navy	1995-2002
Mike Tice	Maryland	2006-09
Mel Tucker	Wisconsin	2009-12
Cory Undlin	California Lutheran	2009-11
Brian VanGorder	Wayne State	2005
DeWayne Walker	Minnesota	2013-16
Steve Walters	Arkansas	2005-06
Todd Wash	North Dakota State	2013-18
Tyrone Wheatley	Michigan	2017-18
Aaron Whitecotton	South Carolina	2013-16
Gregg Williams	Northeast Missouri State	2008
Tom Williams	Washington	2007-08
Tyler Wolf	Tennessee	2013-18
George Yarno	Washington State	2013

ALL-TIME NUMERICAL ROSTER



STARTING QUARTERBACKS

Year	Quarterback	Record	Year	Quarterback	Record	Year	Quarterback	Record
1995	Steve Beuerlein	1-5	2002	Mark Brunell	6-9		Todd Bouman	0-1
	Mark Brunell	3-7	2003	David Garrard	0-1		Trent Edwards	0-1
1996	Mark Brunell	9-7		Mark Brunell	0-3	2011	Blaine Gabbert	4-10
1997	Mark Brunell	9-5	2004	Byron Leftwich	5-8		Luke McCown	1-1
	Rob Johnson	1-0		Byron Leftwich	8-6	2012	Blaine Gabbert	1-9
	Steve Matthews	1-0	2005	David Garrard	1-1		Chad Henne	1-5
1998	Mark Brunell	10-3		Byron Leftwich	8-3	2013	Chad Henne	4-9
	Jamie Martin	0-1	2006	David Garrard	4-1		Blaine Gabbert	0-3
	Jonathan Quinn	1-1		Byron Leftwich	3-3	2014	Blake Bortles	3-10
1999	Mark Brunell	13-2	2007	David Garrard	5-5		Chad Henne	0-3
	Jay Fiedler	1-0		David Garrard	9-3	2015	Blake Bortles	5-11
2000	Mark Brunell	7-9	2008	Quinn Gray	2-2	2016	Blake Bortles	3-13
2001	Mark Brunell	6-9	2009	David Garrard	5-11	2017	Blake Bortles	10-6
	Jonathan Quinn	0-1	2010	David Garrard	7-9	2018	Blake Bortles	3-9
				David Garrard	8-6		Cody Kessler	2-2

RECORD OF QUARTERBACKS

Quarterback	Years	Record	Pct.	Quarterback	Years	Record	Pct.
Mark Brunell	1995-2003	63-54	.539	Steve Matthews	1997	1-0	1.000
David Garrard	2002-10	39-37	.513	Luke McCown	2011	1-1	.500
Byron Leftwich	2003-06	24-20	.546	Jonathan Quinn	1998, 2001	1-2	.333
Blake Bortles	2014-18	24-50	.324	Jay Fiedler	1999	1-0	1.000
Chad Henne	2012-14	5-17	.227	Steve Beuerlein	1995	1-5	.167
Blaine Gabbert	2011-13	5-22	.154	Todd Bouman	2010	0-1	.000
Cody Kessler	2018	2-2	.500	Trent Edwards	2010	0-1	.000
Quinn Gray	2007	2-2	.500	Jamie Martin	1998	0-1	.000
Rob Johnson	1997	1-0	1.000				
						165-203	.448



ALL-TIME NUMERICAL ROSTER

1 Matt Turk 2011 John Carney 2007 Mike Hollis 1995-2001	Kent Graham 2002 Roderick Robinson 2001 Jamie Martin 1998, 2000	18 Ace Sanders 2013-14 Jerrell Jackson 2012 Matt Jones 2005-08 Troy Edwards 2003	Dee Webb 2006 Ray Perryman 2003-04 Ike Charlton 2002 Anthony Johnson 2000 Corey Chamblin 1999 Cordell Taylor 1998 Randy Jordan 1995-97
2 Kai Forbath 2018 Jason Myers 2015-17 Ricky Stanzi 2013 Nick Harris 2011 Chris Hanson 2001-06 Steve Lindsey 1999-2000	11 MARQISE LEE 2014-18 Blaine Gabbert 2011-13 Mike Sims-Walker 2009-10 Reggie Williams 2004-08 Jay Fiedler 1999 Rob Johnson 1995-97	19 Bryan Anger 2012-15 Tiquan Underwood 2009-10 Ernest Wilford 2004-07	24 T.J. Yeldon 2016-18 Will Blackmon 2013-14 Montell Owens 2006-12 Kiwaukee Thomas 2003-04 Delvin Brown 2001 Craig Miller 2000 Chris Howard 1998-2000 Rashid Gayle 1996 Harry Colon 1995
3 Brad Nortman 2016-17 Adam Podlesh 2007-10 Mark Royals 2003 Tim Seder 2002 Jaret Holmes 2001	12 DEDE WESTBROOK 2017-18 Mike Brown 2012-14 Luke McCown 2009-11 Paul Smith 2008 Jonathan Quinn 1998-2001 Jim Miller 1997	20 JALEN RAMSEY 2016-18 Craig Loston 2014-15 Mike Harris 2012-13 Rod Issac 2011 David Jones 2011 Terrence Wheatley 2010 Anthony Smith 2009-10 Kennard Cox 2009 Pioneer Pringle 2008 Scott Starks 2007 Donovon Darius 1998-2006 Natrone Means 1996-97 Chris Hudson 1995	25 D.J. HAYDEN 2018 Peyton Thompson 2014-17 Dwight Lowery 2011-13 Michael Hamlin 2010 Reggie Nelson 2007-09 Ahmad Carroll 2006 Kenny Wright 2005 Fernando Bryant 1999-2003 Curtis Anderson 1997 Mickey Washington 1995-96
4 JOSH LAMBO 2017-18 Todd Bouman 2007, 2010 Bryan Barker 1995-2000	13 Rashad Greene Sr. 2015-18 Tommy Streater 2014 Kerry Taylor 2013 Quan Cosby 2012	21 A.J. BOUYE 2017-18 Prince Amukamara 2016 Toby Gerhart 2014-15 Justin Forsett 2013 Derek Cox 2009-12 Drayton Florence 2008 Terry Cousin 2005-07 Juran Bolden 2004 Brad Franklin 2003 Steve Smith 2002 Aaron Beasley 1996-2001 Deral Boykin 1995 Tommy Johnson 1995	26 JARROD WILSON 2017-18 Josh Evans 2013-15 Dawan Landry 2011-12 Chevis Jackson 2010 Michael Coe 2009-10 Brian Russell 2009 Kennard Cox 2008 Omare Hand 2008 Sammy Knight 2007 David Richardson 2004-06 Blue Adams 2003 Ainsley Battles 2001-02 Rayna Stewart 1999-2000 Kevin Devine 1997-98 Rogerick Green 1995
5 Blake Bortles 2014-18 Trent Edwards 2010 Quinn Gray 2003-07 Danny Boyd 2002 Jim Tarle 2000-01 Todd Philcox 1996	14 Shane Wynn 2016-17 Justin Blackmon 2012-13 Jamar Newsome 2011	22 CODY DAVIS 2018 Aaron Colvin 2014-17 Winston Guy 2013-14 Kevin Rutland 2011-12 Don Carey 2010 William James 2008 LaBrandon Toefield 2003-07 Robert Bean 2002 Frank Moreau 2001 Reggie White 2001 Tavian Banks 1998-99	27 LEONARD FOURNETTE 2017-18 Dwayne Gratz 2013-16 Rashean Mathis 2003-12 Damen Wheeler 2001 Earthwind Moreland 2001 Shad Criss 2000 Deon Figures 1997-98 Vinnie Clark 1995-96
6 Cody Kessler 2018 Steve Weatherford 2008 Seth Marler 2003-04 Hayden Epstein 2002	15 Allen Robinson 2014-17 Stephen Burton 2013 Taylor Price 2011 Mike Sims-Walker 2011 John Broussard 2007	23 Tyler Patmon 2017-18 Alan Ball 2013-14 Rashad Jennings 2009-10, 2012 Jamaal Fudge 2007	
7 Chad Henne 2012-17 Byron Leftwich 2003-06 Richie Cunningham 2002 Will Furrer 1998 Steve Beuerlein 1995	16 Denard Robinson 2013-16 Jordan Shipley 2012 Nate Hughes 2009 Troy Edwards 2004 Steve Matthews 1997		
8 Mark Brunell 1995-2003	17 DJ CHARK JR. 2018 Arrelious Benn 2016-17 Toney Clemons 2012 Chastin West 2011 John Matthews 2010 Cleo Lemon 2008 Charles Sharon 2006-07 Jimmy Redmond 2003 Phil Stambaugh 2001		
9 LOGAN COOKE 2018 David Garrard 2002-10 Brad Goebel 1995			
10 Donte Moncrief 2018 Josh Scobee 2004-14			

ALL-TIME NUMERICAL ROSTER



28
 Fred Taylor 1998-2008
 Dana Hall 1996-97
 Monty Grow 1995

29
 Josh Johnson 2016
 Teddy Williams 2014
 Jamell Fleming 2013
 William Middleton 2009-12
 Brian Williams 2006-08
 Chris Thompson 2004
 Jason Craft 1999-2003
 Tawambi Settles 1998
 Ricky Parker 1997
 Darren Carrington 1995

30
 Corey Grant 2016-18
 Jordan Todman 2012-14
 Drew Coleman 2011
 Kennard Cox 2009
 Dewayne Washington 2004
 Michael Swift 2000
 Darren Studstill 1995-96

31
 Jalen Myrick 2017
 Davon House 2015-16
 Jeremy Harris 2014
 Aaron Ross 2012
 Ashton Youboty 2011
 David Jones 2010
 Scott Starks 2005-06, 2009
 Aaron Glenn 2007
 Chris Brown 2003
 Patrick Washington 2001-02
 Daimon Shelton 1997-2000

32
 Maurice Jones-Drew 2006-13
 David Allen 2004
 Marlon McCree 2001-03
 Mike Logan 1997-2000
 Vaughn Dunbar 1995

33
 Dave Williams 2018
 Chris Ivory 2016-17
 Greg Jones 2004-12
 James Trapp 2003
 Shyrone Stith 2000
 James Stewart 1995-99

34
 Carlos Hyde 2018
 Tyler Gaffney 2017
 Bronson Hill 2016
 Storm Johnson 2014
 Delone Carter 2013
 Jalen Parmele 2012
 T.J. Heath 2011
 Trumaine McBride 2011
 Chauncey Washington 2008
 Lamont Thompson 2007
 Alvin Pearman 2005-06
 David Allen 2003
 Stacey Mack 1999-2002
 Zack Crockett 1998
 Roger Graham 1996
 Reggie Cobb 1995

35
 Jarrod Harper 2017
 Demetrius McCray 2013-15
 Keith Toston 2012
 Deji Karim 2010-11
 Deke Cooper 2003-05
 Elvis Joseph 2001-02
 Le'Shai Maston 1995-96

36
RONNIE HARRISON 2018
 Sherrod Martin 2014
 Antwaun Molden 2012
 Courtney Greene 2009-11
 Isaiah Gardner 2008
 Derrick Wimbrush 2005-06
 Renard Cox 2001
 Ron Janes 1998
 Ryan Christopherson 1995-96

37
 Johnathan Cyprien 2013-16

Morgan Trent 2011
 Sean Considine 2009-10
 Calvin Lowry 2008
 Deon Grant 2004-06
 David Young 2003
 Carnell Lake 1999-2000
 Chris Hudson 1996-98

38
C.J. REAVIS 2018
 Brandon Wilds 2018
 Sergio Brown 2015
 Tommie Campbell 2014
 Antwon Blake 2012
 C.C. Brown 2011
 Darcel McBath 2011
 Brian Witherspoon 2008-09
 Chris Roberson 2005-06
 Dan Alexander 2002
 Blaine McElmurry 1998-99
 Mike Dumas 1995

39
 Tashaun Gipson Sr. 2016-18
 Richard Murphy 2012
 Alvin Pearman 2008
 Chris Parker 1997

40
 Tommy Bohanon 2017-18
 DuJuan Harris 2011
 Rich Alexis 2005
 Malaefoe MacKenzie 2003
 Robert Massey 1996
 Gordon Laro 1995

41
TRE HERNDON 2018
 Nick Marshall 2015
 Akwasi Owusu-Ansah 2011
 Tyron Brackenridge 2009-10
 Nick Sorensen 2003-06
 Kiwaukee Thomas 2000-02
 Dave Thomas 1995-99

42
 Barry Church 2017-18
 Chris Prosinski 2011-14
 Gerald Alexander 2009-10
 Chad Nkang 2007-08
 Jamaal Fudge 2006
 Anthony Mitchell 2003
 James Boyd 2001-02
 Chad Dukes 2000
 Ricky Bell 1996

43
QUENTON MEEKS 2018
 i'Tavius Mathers 2017
 Chris Harris 2012
 Gerald Sensabaugh 2005-08
 Jermaine Williams 2000
 George Jones 1998

44
MYLES JACK 2016-18
 Brock Bolen 2009-11
 Marc Edwards 2003-04
 Bryan Dickerson 1995

45
MATT OVERTON 2017-18
 Will Ta'ufu'ou 2012-14
 Chris Fuamatu-Ma'afala 2003-04
 Erik Olson 2000
 JoJuan Armour 1999
 Travis Davis 1995-98

46
 Carson Tinker 2013-18

47
 Martrell Spaight 2018
 Jarrod Wilson 2016

48
LEON JACOBS 2018
 Alex Ellis 2016
 Jeremy Cain 2009-12
 Chris Griffin 1996

49
 Colin Holba 2017

Ty Hallock 1997

50
TELVIN SMITH SR. 2014-18
 Russell Allen 2009-13
 Tony Gilbert 2003-07
 Joe Wesley 2001
 Erik Storz 1998-2000
 Eddie Robinson 1996-97
 Tom Myslinski 1995

51
 Paul Poslusznny 2011-17
 Clint Ingram 2006-09
 J.T. Thomas 2002-05
 Kevin Hardy 1996-01
 Mark Williams 1995

52
 Donald Payne 2017-18
 Hayes Pullard III 2015-16
 J.T. Thomas 2013-14
 Daryl Smith 2004-12
 Eric Westmoreland 2001-03
 Brant Boyer 1995-2000

53
 Blair Brown 2017-18
 Sean Porter 2015
 John Lotulelei 2013, 2015
 Kyle Knox 2013
 Brandon Marshall 2012
 Eric Alexander 2010
 Slade Norris 2010
 Bryan Smith 2009
 Thomas Williams 2008
 Shantee Orr 2007
 Pat Thomas 2005-07
 Hakim Akbar 2003
 T.J. Slaughter 2000-03
 Eddie Mason 1998
 Nate Dingle 1996
 Santo Stephens 1995

54
ELI ANKOU 2017
 Joplo Bartu 2015
 Jeremiah George 2014
 Nate Stupar 2013
 Greg Jones III 2012
 Alvin Bowen 2010
 Quentin Groves 2009
 Mike Peterson 2003-08
 Donny Green 2001
 Troy Pelshak 2000
 Chester Burnett 1999
 James Hamilton 1997-98
 Ty Hallock 1996
 Keith Goganious 1995

55
LERENTEE MCCRAY 2017-18
 Dan Skuta 2015-16
 Geno Hayes 2013-14
 Clint Session 2011
 Kirk Morrison 2010
 Chris Harrington 2009
 Adam Seward 2009
 Roy Manning 2007
 Nick Greisen 2006
 Greg Favors 2004-05
 Danny Clark 2000-03
 Tom McManus 1995-99

56
 Dante Fowler Jr. 2015-18
 LaRoy Reynolds 2013-15
 Kyle Bosworth 2011-12
 Justin Durant 2007-10
 Kenny Pettway 2006
 Jason Gildon 2004
 Deon Humphrey 2003
 Shannon Taylor 2003
 Bobby Brooks 2002
 Hardy Nickerson 2000-01
 Lonnie Marts 1999
 Jeff Lageman 1995-98

57
 Nick Deluca 2018
 Thurston Armbrister 2015
 A.J. Edds 2014
 Dekoda Watson 2014

Julian Stanford 2012
 Kevin Bentley 2011
 Torrance Daniels 2009
 James Wyche 2009
 Tim Shaw 2008
 Brent Hawkins 2006-07
 Jamie Winborn 2005
 Tommy Hendricks 2004
 Joseph Tuipala 2001-02
 Corey Terry 1999
 Reggie Lowe 1998
 Jeff Kopp 1996-98

58
 Jordan Tripp 2015
 Khairi Fortt 2014
 Jason Babin 2012-13
 Aaron Morgan 2012
 Stephen Franklin 2011
 Jacob Cutrera 2010
 Marquis Cooper 2007
 Jorge Cordova 2004-07
 Hugh Douglas 2003
 Wali Rainer 2002
 Jeff Posey 2001
 Lonnie Marts 2000
 Bryan Schwartz 1995-99

59
 Carroll Phillips 2017
 Arthur Brown 2016
 Ryan Davis 2012-15
 Jammie Kirlaw 2011
 Mike Lockley 2011
 Larry Hart 2010
 Brian Iwuh 2006-09
 Tracy White 2005
 Jimmy McClain 2004
 Keith Mitchell 2003
 Edward Thomas 2000-02
 Reggie Clark 1995-96

60
A.J. CANN 2015-18
 Mike Brewster 2012-13
 Sammy Williams 2003

61
 Stefen Wisniewski 2015
 Dan Connolly 2005-06
 Emarlos Leroy 1999

62
 John Estes 2011
 Dennis Norman 2004-08
 Ben Coleman 1995-99

63
 Brad Meester 2000-13
 Michael Cheever 1996-98
 Frank Cornish 1995

64
 Chris Reed 2016-18
 Drew Nowak 2013
 Cecil Newton 2009
 Milford Brown 2008
 Jamar Nesbit 2003
 Aaron Koch 2000-02
 John Jurkovic 1996-98

65
BRANDON LINDER 2014-18
 Will Rackley 2011, 2013
 Kynan Forney 2009
 Chris Naeole 2002-08
 Quentin Neujahr 1998-2000
 Bronzell Miller 1995

66
 Jacques McClendon 2013-14
 Steve Vallos 2012
 Justin Smiley 2010
 Derek Landri 2007-09
 Brett Romberg 2003-05
 John Wade 1998-2002
 Greg Huntington 1996-97
 Shawn Bouwens 1995

67
 Austin Pasztor 2012-14
 Jason Spitz 2011

ALL-TIME NUMERICAL ROSTER



Vince Manuwai..... 2003-10
 Daryl Terrell..... 2002
 Gannon Shepherd..... 2000-01
 Steve Ingram..... 1999
 Jeff Novak..... 1995-98

68
ANDREW NORWELL.....2018
 Kelvin Beachum..... 2016
 Zane Beadles..... 2014-15
 Guy Whipper..... 2010-12
 Derrick Fletcher..... 2004-05
 Brenden Stai..... 2000
 Mark Nori..... 1997-98
 Bruce Wilkerson..... 1995

69
TYLER SHATLEY..... 2014-18
 Leger Douzable..... 2010-11
 Khalif Barnes..... 2005-08
 Roger Chanoine..... 2002
 Mark Baniewicz..... 2000-01
 Eugene Chung..... 1995

70
 Luke Bowanko..... 2014-16
 Cameron Stephenson..... 2009
 Todd Wade..... 2008
 Wayne Hunter..... 2006
 Bob Whitfield..... 2004
 Patrick Venzke..... 2001

71
 Tony Boselli..... 1995-2001

72
JOSH WELLS..... 2014-18
 Mark Asper..... 2012
 Herb Taylor..... 2012
 Kevin Haslam..... 2010
 Tra Thomas..... 2009
 Jordan Black..... 2008
 Charles Spencer..... 2008
 Mike Pearson..... 2002-05
 Derrick Chambers..... 2001
 Steve Zahursky..... 2001
 Leon Searcy..... 1996-2000

73
 Josh Walker..... 2017-18
 Eben Britton..... 2009-12
 Jimmy Kennedy..... 2008
 Stockar McDougle..... 2006-07
 Dave Kadela..... 2002
 Jeff Smith..... 2000-01
 Brian DeMarco..... 1995-98

74
CAM ROBINSON..... 2017-18
 Sam Young..... 2013-15
 Aaron Kampman..... 2010-11
 Maurice Williams..... 2001-09
 Joe Chustz..... 2000
 Chris White..... 1999
 Lamanzor Williams..... 1998
 Jimmy Herndon..... 1996

75
 Ereck Flowers..... 2018
 Jared Odrick..... 2015-16
 Drake Nevis..... 2013
 Eugene Monroe..... 2009-13
 Stefan Rodgers..... 2008
 Marcellus Wiley..... 2005-06
 Michael Mason..... 2000
 Eric Curry..... 1998-99

76
WILL RICHARDSON JR..... 2018
 Luke Joeckel..... 2013-16
 Daniel Baldridge..... 2010, 2012
 Richard Collier..... 2006-07
 Ephraim Salaam..... 2004-05
 Leander Jordan..... 2002-03
 Dwayne Ledford..... 2000
 Rich Tytski..... 1996-99

77
 Patrick O'ameh..... 2016-18
 Uche Nwaneri..... 2007-13
 Mike Compton..... 2004
 Marques Ogden..... 2003
 Zach Wiegert..... 1999-2002
 Andre Davis..... 1996

78
 Jermei Parnell..... 2015-18
 Cameron Bradfield..... 2011-14
 Jordan Black..... 2009-10
 Tutan Reyes..... 2007-08
 Elton Patterson..... 2004, 2006
 Martin Chase..... 2005
 Todd Fordham..... 1997-2002
 Greg Huntington..... 1995

79
 Corey Robinson..... 2018
 Jordan Hill..... 2016
 Red Bryant..... 2014
 Tony Pashos..... 2007-08
 Drew Inzer..... 2002
 Reggie Nelson..... 2000
 Anthony Cesario..... 1999
 Dave Widell..... 1995-97

80
JAMES O'SHAUGHNESSY..... 2017-18
 Julius Thomas..... 2015-16
 Jeremy Ebert..... 2013
 Mike Thomas..... 2009-12
 Jerry Porter..... 2008
 Isaac Smolko..... 2007
 Kyle Brady..... 1999-2006
 Willie Jackson..... 1995-97

81
 Niles Paul..... 2018
 Mychal Rivera..... 2017
 Byran Walters..... 2015-16
 Mickey Shuler..... 2014
 Lamaar Thomas..... 2013
 Laurent Robinson..... 2012
 Kassim Osgood..... 2010-11
 Torry Holt..... 2009
 Mike Walker..... 2008
 Matthew Hatchette..... 2003
 Bobby Shaw..... 2002
 R. Jay Soward..... 2000-01
 Will Moore..... 1997-98
 Chris Griffin..... 1996
 Andre Rison..... 1996
 Desmond Howard..... 1995

82
 Jimmy Smith..... 1995-2005

83
BEN KOYACK..... 2016-18
 Tavarres King..... 2014
 Tobais Palmer..... 2013
 Stephen Williams..... 2013
 Stephen Spach..... 2012
 Maurice Stovall..... 2012
 Colin Cloherty..... 2011-12
 Jason Hill..... 2010-11
 Greg Estandia..... 2007-09
 Todd Yoder..... 2004-05
 Kevin Johnson..... 2003
 J.J. Stokes..... 2003
 Pete Mitchell..... 1995-98, 2002
 Joe Zelenka..... 2001
 Greg DeLong..... 2000
 Ryan Neufeld..... 2000
 Lenzie Jackson..... 1999

84
KEELAN COLE..... 2017-18
 Tony Washington..... 2015
 Cecil Shorts III..... 2011-14
 Troy Williamson..... 2008-09
 Chad Owens..... 2005-07
 Jermaine Lewis..... 2003-04
 Patrick Johnson..... 2002
 Sean Dawkins..... 2001
 Reggie Barlow..... 1996-2000
 Ernest Givins..... 1995
 Terrence Warren..... 1995

85
 Jaydon Mickens..... 2017-18
 Nic Jacobs..... 2014-15
 D.J. Williams..... 2013
 Fendi Onobun..... 2011
 Martin Rucker..... 2011
 Ernest Wilford..... 2009-10
 Richard Angulo..... 2007-08
 Cortez Hankton..... 2003-06
 Henry Douglas..... 2002
 Kevin Lockett..... 2002

Damon Gibson..... 2001-02
 Rich Griffith..... 1995-2000

86
 David Grinnage..... 2018
 Clay Harbor..... 2013-15
 Micheal Spurlock..... 2012
 Zach Miller..... 2009-11
 Dennis Northcutt..... 2007-08
 Brian Jones..... 2004-05
 Troy Edwards..... 2003
 Micah Ross..... 2001-03
 Alvis Whitted..... 1998-2001
 Derek Brown..... 1995-97

87
 Blake Bell..... 2018
 Neal Sterling..... 2015-16
 Allen Reisner..... 2013
 Kevin Elliott..... 2012
 Jarett Dillard..... 2009-2011
 George Whighster..... 2003-08
 Jimmy Redmond..... 2002
 Keenan McCardell..... 1996-2001
 Cedric Tillman..... 1995

88
 Allen Hurns..... 2014-17
 Danny Noble..... 2013
 Zach Potter..... 2009-12
 Joe Zelenka..... 2002-08
 Damon Jones..... 1997-2001
 Kendrick Bullard..... 1996
 Ty Hallock..... 1996
 Craig Keith..... 1995

89
 Austin Seferian-Jenkins..... 2018
 Mercedes Lewis..... 2006-17
 Chris Luzar..... 2002-03
 Ryan Prince..... 2001
 Randal Williams..... 2001
 Emanuel Smith..... 2000
 Troy Sadowski..... 1998
 Curtis Marsh..... 1995-96

90
TAVEN BRYAN..... 2018
 Malik Jackson..... 2016
 Andre Branch..... 2012-15
 Matt Roth..... 2011
 C.J. Mosley..... 2010
 Julius Williams..... 2009
 Mkristo Bruce..... 2008
 Grady Jackson..... 2007
 James Wyche..... 2006
 Derrick Ransom..... 2004
 Tony Brackens..... 1996-2003
 James Williams..... 1995

91
YANNICK NGAKOUE..... 2016-18
 Chris Clemons..... 2014-15
 Abry Jones..... 2013
 George Selvie..... 2011-12
 Derrick Harvey..... 2008-10
 Kenny Pettway..... 2007
 Anthony Maddox..... 2004-05
 Marco Coleman..... 2002
 Seth Payne..... 1997-01
 Paul Frase..... 1995-96

92
 Lyndon Johnson..... 2018
 Sheldon Day..... 2016
 Don Davey..... 1995-98
 James Roberson..... 1999
 Rob Meier..... 2000-09
 Austen Lane..... 2010-12
 Brandon Deaderick..... 2013
 Ziggy Hood..... 2014

93
CALAIS CAMPBELL..... 2017-18
 Tyson Alualu..... 2010-16
 Greg Peterson..... 2009
 Quentin Groves..... 2008
 Bobby McCray..... 2004-07
 Stalin Colinet..... 2002
 Javor Mills..... 2002
 Emarlos Leroy..... 2000
 Kevin Landolt..... 1999
 Jose White..... 1998
 Esera Tuaolo..... 1997
 Ernie Logan..... 1995-96

94
DAWUANE SMOOT..... 2017-18
 Jeremy Mincey..... 2006-08, 2010-13
 Jeremy Navarre..... 2009
 Montavious Stanley..... 2006
 Jim Davis..... 2005-06
 Lionel Barnes..... 2003-04
 Larry Smith..... 1999-2002
 Kelvin Pritchett..... 1995-98

95
ABRY JONES..... 2014-18
 D'Anthony Smith..... 2012
 Corvey Irvin..... 2011
 Montavious Stanley..... 2009
 Paul Spicer..... 2000-08
 Bryce Paup..... 1998-99
 Jose White..... 1997
 Mike Thompson..... 1995

96
 Michael Bennett..... 2015-17
 Jordan Miller..... 2013
 Terrance Knighton..... 2009-12
 Tony McDaniel..... 2006-08
 Willie Blade..... 2004
 Eddie Freeman..... 2004
 Matt Leonard..... 2003
 Chris Combs..... 2002
 Gary Walker..... 1999-2001
 Fernando Smith..... 1998
 Clyde Simmons..... 1996-97
 Bernard Carter..... 1995
 Ashley Sheppard..... 1995

97
 Malik Jackson..... 2017-18
 Roy Miller III..... 2013-16
 John Chick..... 2011-12
 Aaron Morgan..... 2010
 Reggie Hayward..... 2005-09
 Brandon Green..... 2003-04
 Clenton Ballard..... 2002
 Renaldo Wynn..... 1997-2001
 Juan Hammonds..... 1996
 Ray Hall..... 1995

98
 Chris Smith..... 2014-16
 Kyle Love..... 2013
 Jeris Pendleton..... 2012
 Nate Collins..... 2010-11
 John Henderson..... 2003-09
 David Richie..... 2000
 Regan Upshaw..... 1999
 Jabbar Threats..... 1997-98
 Corey Mayfield..... 1995

99
MARCELL DAREUS..... 2017-18
 Sen'Derrick Marks..... 2013-16
 C.J. Mosley..... 2011-12
 Landon Cohen..... 2010
 Atiyahh Ellison..... 2008-09
 Marcus Stroud..... 2001-07
 Joel Smeenge..... 1995-2000

MUST HAVE AN ACCRUED SEASON WITH THE JAGUARS TO QUALIFY FOR THIS LIST.

BOLD SIGNIFIES A CURRENT MEMBER OF THE TEAM AS OF THE BEGINNING OF THE 2019 SEASON.

YEAR-BY-YEAR RESULTS



1995

Record: 4-12 (.250) • **Home:** 2-6 (.250) • **Away:** 2-6 (.250)
5th AFC Central • **vs. Division:** 4-4 (.500) • **vs. Conference:** 4-8 (.333)
Head Coach: Tom Coughlin

Date	Opponent	Result	Attendance
Sept. 3	Houston Oilers	L, 3-10	72,363
Sept. 10	at Cincinnati Bengals	L, 17-24	48,318
Sept. 17	at New York Jets	L, 10-27	49,970
Sept. 24	Green Bay Packers	L, 14-24	66,744
Oct. 1	at Houston Oilers	W, 17-16	36,346
Oct. 8	Pittsburgh Steelers	W, 20-16	72,042
Oct. 15	Chicago Bears	L, 27-30	72,020
Oct. 22	at Cleveland Browns	W, 23-15	64,405
Oct. 29	at Pittsburgh Steelers	L, 7-24	54,516
[WEEK 10 - BYE WEEK]			
Nov. 12	Seattle Seahawks	L, 30-47	71,290
Nov. 19	at Tampa Bay Buccaneers	L, 16-17	71,629
Nov. 26	Cincinnati Bengals	L, 13-17	68,249
Dec. 3	at Denver Broncos	L, 23-31	72,231
Dec. 10	Indianapolis Colts	L, 31-41	66,099
Dec. 17	at Detroit Lions	L, 0-44	70,204
Dec. 24	Cleveland Browns	W, 24-21	66,007

1996

Record: 9-7 (.563) • **Home:** 7-1 (.875) • **Away:** 2-6 (.250)
2nd AFC Central • **vs. Division:** 5-3 (.625) • **vs. Conference:** 7-5 (.583)
Head Coach: Tom Coughlin

Date	Opponent	Result	Attendance
Sept. 1	Pittsburgh Steelers	W, 24-9	70,210
Sept. 8	Houston Texans	L, 27-34	66,468
Sept. 15	at Oakland Raiders	L, 3-17	46,291
Sept. 22	at New England	L, 25-28 (OT)	59,446
Sept. 29	Carolina Panthers	W, 24-14	71,537
Oct. 6	at New Orleans Saints	L, 13-17	34,231
Oct. 13	New York Jets	W, 21-17	65,699
Oct. 20	at St. Louis Rams	L, 14-17	60,066
Oct. 27	at Cincinnati Bengals	L, 21-28	45,890
[WEEK 10 - BYE WEEK]			
Nov. 10	Baltimore Ravens	W, 30-27	64,628
Nov. 17	at Pittsburgh Steelers	L, 3-28	58,879
Nov. 24	at Baltimore Ravens	W, 28-25 (OT)	57,384
Dec. 1	Cincinnati Bengals	W, 30-27	57,408
Dec. 8	at Houston Texans	W, 23-17	20,196
Dec. 15	Seattle Seahawks	W, 20-13	66,134
Dec. 22	Atlanta Falcons	W, 19-17	71,449

AFC Wild Card Playoff game

Dec. 28 at Buffalo Bills W, 30-27 70,213

AFC Divisional Playoff game

Jan. 4 at Denver Broncos W, 30-27 75,678

AFC Championship game

Jan. 12 at New England Patriots L, 6-20 60,190

1997

Record: 11-5 (.688) • **Home:** 7-1 (.875) • **Away:** 4-4 (.500)
2nd AFC Central • **vs. Division:** 6-2 (.750) • **vs. Conference:** 9-3 (.750)
Head Coach: Tom Coughlin

Date	Opponent	Result	Attendance
Aug. 31	at Baltimore Ravens	W, 28-27	61,018
Sept. 7	New York Giants	W, 40-13	70,581
[WEEK 3 - BYE WEEK]			
Sept. 22	Pittsburgh Steelers	W, 30-21	73,016
Sept. 28	at Washington Redskins	L, 12-24	74,421
Oct. 5	Cincinnati Bengals	W, 21-13	67,128
Oct. 12	Philadelphia Eagles	W, 38-21	69,150
Oct. 19	at Dallas Cowboys	L, 22-26	64,464
Oct. 26	at Pittsburgh Steelers	L, 17-23 (OT)	57,011
Nov. 2	at Tennessee Titans	W, 30-24	27,208
Nov. 9	Kansas City Chiefs	W, 24-10	70,444
Nov. 16	Tennessee Titans	W, 17-9	70,070
Nov. 23	at Cincinnati Bengals	L, 26-31	55,158
Nov. 30	Baltimore Ravens	W, 29-27	63,712
Dec. 7	New England Patriots	L, 20-26	73,446
Dec. 14	at Buffalo Bills	W, 20-14	41,231
Dec. 21	at Oakland Raiders	W, 20-9	40,032

AFC Wild Card Playoff game

Dec. 27 at Denver Broncos L, 17-42 74,481

1998

Record: 11-5 (.688) • **Home:** 7-1 (.875) • **Away:** 4-4 (.500)
1st AFC Central • **vs. Division:** 6-2 (.750) • **vs. Conference:** 8-4 (.667)
Head Coach: Tom Coughlin

Date	Opponent	Result	Attendance
Sept. 6	at Chicago Bears	W, 24-23	55,614
Sept. 13	Kansas City Chiefs	W, 21-16	69,821
Sept. 20	Baltimore Ravens	W, 24-10	67,069
Sept. 27	at Tennessee Titans	W, 27-22	34,656
[WEEK 5 - BYE WEEK]			
Oct. 12	Miami Dolphins	W, 28-21	74,051
Oct. 18	at Buffalo Bills	L, 16-17	77,635
Oct. 25	at Denver Broncos	L, 24-37	75,217
Nov. 1	at Baltimore Ravens	W, 45-19	68,915
Nov. 8	Cincinnati Bengals	W, 24-11	67,040
Nov. 15	Tampa Bay Buccaneers	W, 29-24	72,974
Nov. 22	at Pittsburgh Steelers	L, 15-30	59,124
Nov. 29	at Cincinnati Bengals	W, 34-17	55,432
Dec. 6	Detroit Lions	W, 37-22	70,717
Dec. 13	Tennessee Titans	L, 13-16	65,657
Dec. 20	at Minnesota Vikings	L, 10-50	64,363
Dec. 28	Pittsburgh Steelers	W, 21-3	74,143

AFC Wild Card Playoff game

Jan. 3 New England Patriots W, 25-10 71,139

AFC Divisional Playoff Game

Jan. 10 at New York Jets L, 24-34 78,817

1999

Record: 14-2 (.875) • **Home:** 7-1 (.875) • **Away:** 7-1 (.875)
1st AFC Central • **vs. Division:** 8-2 (.800) • **vs. Conference:** 10-2 (.833)
Head Coach: Tom Coughlin

Date	Opponent	Result	Attendance
Sept. 12	San Francisco 49ers	W, 41-3	68,678
Sept. 19	at Carolina Panthers	W, 22-20	64,261
Sept. 26	Tennessee Titans	L, 19-20	61,502
Oct. 3	at Pittsburgh Steelers	W, 17-3	57,308
Oct. 11	at New York Jets	W, 16-6	78,216
Oct. 17	Cleveland Browns	W, 24-7	62,047
[WEEK 7 - BYE WEEK]			
Oct. 31	at Cincinnati Bengals	W, 41-10	49,138
Nov. 7	at Atlanta Falcons	W, 30-7	68,466
Nov. 14	Baltimore Ravens	W, 6-3	67,391
Nov. 21	New Orleans Saints	W, 41-23	69,772
Nov. 28	at Baltimore Ravens	W, 30-23	68,428
Dec. 2	Pittsburgh Steelers	W, 20-6	68,806
Dec. 13	Denver Broncos	W, 27-24	71,357
Dec. 19	at Cleveland Browns	W, 24-14	72,038
Dec. 26	at Tennessee Titans	L, 14-41	66,641
Jan. 2	Cincinnati Bengals	W, 24-7	70,532

AFC Divisional Playoff game

Jan. 15 Miami Dolphins W, 62-7 75,173

AFC Championship game

Jan. 23 Tennessee Titans L, 14-33 75,206

2000

Record: 7-9 (.438) • **Home:** 4-4 (.500) • **Away:** 3-5 (.375)
4th AFC Central • **vs. Division:** 5-5 (.500) • **vs. Conference:** 5-7 (.417)
Head Coach: Tom Coughlin

Date	Opponent	Result	Attendance
Sept. 3	at Cleveland Browns	W, 27-7	72,418
Sept. 10	at Baltimore Ravens	L, 36-39	68,843
Sept. 17	Cincinnati Bengals	W, 13-0	45,653
Sept. 25	at Indianapolis Colts	L, 14-43	56,816
Oct. 1	Pittsburgh Steelers	L, 13-24	64,351
Oct. 8	Baltimore Ravens	L, 10-15	65,194
Oct. 16	at Tennessee Titans	L, 13-27	68,498
Oct. 22	Washington Redskins	L, 16-35	69,061
Oct. 29	at Dallas Cowboys	W, 23-17 (OT)	63,554
[WEEK 10 - BYE WEEK]			
Nov. 12	Seattle Seahawks	L, 21-28	68,063
Nov. 19	at Pittsburgh Steelers	W, 34-24	50,925

YEAR-BY-YEAR RESULTS



Nov. 26		Tennessee Titans	W, 16-13	65,454
Dec. 3		Cleveland Browns	W, 48-0	51,262
Dec. 10		Arizona Cardinals	W, 44-10	53,472
Dec. 17	at	Cincinnati Bengals	L, 14-17	50,469
Dec. 23	at	New York Giants	L, 25-28	77,924

2001

Record: 6-10 (.375) • Home: 3-5 (.375) • Away: 3-5 (.375)
5th AFC Central • vs. Division: 5-5 (.500) • vs. Conference: 5-8 (.385)
Head Coach: Tom Coughlin

Date	Opponent	Result	Attendance
Sept. 9	Pittsburgh Steelers	W, 21-3	63,785
Sept. 23	Tennessee Titans	W, 13-6	65,994
Sept. 30	Cleveland Browns	L, 14-23	57,875
Oct. 7	at Seattle Seahawks	L, 15-24	54,524
[WEEK 5 - BYE WEEK]			
Oct. 18	Buffalo Bills	L, 10-13	58,893
Oct. 28	at Baltimore Ravens	L, 17-18	69,439
Nov. 4	at Tennessee Titans	L, 24-28	68,798
Nov. 11	Cincinnati Bengals	W, 30-13	57,161
Nov. 18	at Pittsburgh Steelers	L, 7-20	62,644
Nov. 25	Baltimore Ravens	L, 21-24	53,530
Dec. 3	Green Bay Packers	L, 21-28	66,908
Dec. 9	at Cincinnati Bengals	W, 14-10	44,920
Dec. 16	at Cleveland Browns	W, 15-10	72,818
Dec. 23	at Minnesota Vikings	W, 33-3	64,150
Dec. 30	Kansas City Chiefs	L, 26-30	59,396
Jan. 6	at Chicago Bears	L, 13-33	66,944

• TV blackout

2002

Record: 6-10 (.375) • Home: 3-5 (.375) • Away: 3-5 (.375)
3rd AFC South • vs. Division: 1-5 (.167) • vs. Conference: 4-8 (.333)
Head Coach: Tom Coughlin

Date	Opponent	Result	Attendance
Sept. 8	Indianapolis Colts	L, 25-28	56,595
Sept. 15	at Kansas City Chiefs	W, 23-16	77,934
[WEEK 3 - BYE WEEK]			
Sept. 29	New York Jets	W, 28-3	55,670
Oct. 6	Philadelphia Eagles	W, 28-25	65,005
Oct. 13	at Tennessee Titans	L, 14-23	68,804
Oct. 20	at Baltimore Ravens	L, 10-17	69,173
Oct. 27	Houston Texans	L, 19-21	53,721
Nov. 3	at New York Giants	L, 17-24	78,337
Nov. 10	Washington Redskins	W, 26-7	66,665
Nov. 17	at Houston Texans	W, 24-21	69,711
Nov. 24	at Dallas Cowboys	L, 19-21	62,204
Dec. 1	Pittsburgh Steelers	L, 23-25	55,260
Dec. 8	Cleveland Browns	L, 20-21	46,267
Dec. 15	at Cincinnati Bengals	W, 29-15	42,092
Dec. 22	Tennessee Titans	L, 10-28	51,033
Dec. 29	at Indianapolis Colts	L, 13-20	56,755

• TV blackout

2003

Record: 5-11 (.313) • Home: 5-3 (.625) • Away: 0-8 (.000)
3rd AFC South • vs. Division: 2-4 (.333) • vs. Conference: 3-9 (.250)
Head Coach: Jack Del Rio

Date	Opponent	Result	Attendance
Sept. 7	at Carolina Panthers	L, 23-24	72,134
Sept. 14	Buffalo Bills	L, 17-38	58,613
Sept. 21	at Indianapolis Colts	L, 13-23	55,770
Sept. 28	at Houston Texans	L, 20-24	70,041
Oct. 5	San Diego Chargers	W, 27-21	48,954
Oct. 12	Miami Dolphins	L, 10-24	66,437
[WEEK 7 - BYE WEEK]			
Oct. 26	Tennessee Titans	L, 17-30	55,918
Nov. 2	at Baltimore Ravens	L, 17-24	69,486
Nov. 9	Indianapolis Colts	W, 28-23	45,037
Nov. 16	at Tennessee Titans	L, 3-10	68,809
Nov. 23	at New York Jets	L, 10-13	77,614
Nov. 30	Tampa Bay Buccaneers	W, 17-10	60,543
Dec. 7	Houston Texans	W, 27-0	43,363
Dec. 14	at New England Patriots	L, 13-27	68,436
Dec. 21	New Orleans Saints	W, 20-19	49,207
Dec. 28	at Atlanta Falcons	L, 14-21	70,266

• TV blackout

2004

Record: 9-7 (.563) • Home: 4-4 (.500) • Away: 5-3 (.625)
2nd AFC South • vs. Division: 2-4 (.333) • vs. Conference: 6-6 (.500)
Head Coach: Jack Del Rio

Date	Opponent	Result	Attendance
Sept. 12	at Buffalo Bills	W, 13-10	72,389
Sept. 19	Denver Broncos	W, 7-6	69,127
Sept. 26	at Tennessee Titans	W, 15-12	68,932
Oct. 3	Indianapolis Colts	L, 17-24	73,114
Oct. 10	at San Diego Chargers	L, 21-34	52,101
Oct. 17	Kansas City Chiefs	W, 22-16	66,413
Oct. 24	at Indianapolis Colts	W, 27-24	56,615
Oct. 31	at Houston Texans	L, 6-20	70,502
[WEEK 9 - BYE WEEK]			
Nov. 14	Detroit Lions	W, 23-17 (OT)	66,431
Nov. 21	Tennessee Titans	L, 15-18	69,703
Nov. 28	at Minnesota Vikings	L, 16-27	64,004
Dec. 5	Pittsburgh Steelers	L, 16-17	76,877
Dec. 12	Chicago Bears	W, 22-3	67,572
Dec. 19	at Green Bay Packers	W, 28-25	70,437
Dec. 26	Houston Texans	L, 0-21	66,227
Jan. 2	at Oakland Raiders	W, 13-6	41,112

• TV blackout

2005

Record: 12-4 (.750) • Home: 6-2 (.750) • Away: 6-2 (.750)
2nd AFC South • vs. Division: 4-2 (.667) • vs. Conference: 9-3 (.750)
Head Coach: Jack Del Rio

Date	Opponent	Result	Attendance
Sept. 11	Seattle Seahawks	W, 26-14	65,204
Sept. 18	at Indianapolis Colts	L, 3-10	56,460
Sept. 25	at New York Jets	W, 26-20 (OT)	77,422
Oct. 2	Denver Broncos	L, 7-20	66,045
Oct. 9	Cincinnati Bengals	W, 23-20	66,137
Oct. 16	at Pittsburgh Steelers	W, 23-17 (OT)	63,891
[WEEK 7 - BYE WEEK]			
Oct. 30	at St. Louis Rams	L, 21-24	65,251
Nov. 6	Houston Texans	W, 21-14	64,613
Nov. 13	Baltimore Ravens	W, 30-3	66,107
Nov. 20	at Tennessee Titans	W, 31-28	69,149
Nov. 27	at Arizona Cardinals	W, 24-17	37,198
Dec. 4	at Cleveland Browns	W, 20-14	70,941
Dec. 11	Indianapolis Colts	L, 18-26	67,164
Dec. 18	San Francisco 49ers	W, 10-9	64,764
Dec. 24	at Houston Texans	W, 38-20	70,025
Jan. 1	Tennessee Titans	W, 40-13	64,485

AFC Wild Card Playoff game

Jan. 7	at New England Patriots	L, 3-28	68,756
--------	-------------------------	---------	--------

2006

Record: 8-8 (.500) • Home: 6-2 (.750) • Away: 2-6 (.250)
3rd AFC South • vs. Division: 2-4 (.333) • vs. Conference: 5-7 (.417)
Head Coach: Jack Del Rio

Date	Opponent	Result	Attendance
Sept. 10	Dallas Cowboys	W, 24-17	67,164
Sept. 18	Pittsburgh Steelers	W, 9-0	67,164
Sept. 24	at Indianapolis Colts	L, 14-21	57,041
Oct. 1	at Washington Redskins	L, 30-36 (OT)	89,450
Oct. 8	New York Jets	W, 41-0	66,604
[WEEK 6 - BYE WEEK]			
Oct. 22	at Houston Texans	L, 7-27	70,035
Oct. 29	at Philadelphia Eagles	W, 13-6	69,249
Nov. 5	Tennessee Titans	W, 37-7	66,524
Nov. 12	Houston Texans	L, 10-13	65,918
Nov. 20	New York Giants	W, 26-10	67,164
Nov. 26	at Buffalo Bills	L, 24-27	63,608
Dec. 3	at Miami Dolphins	W, 24-10	73,160
Dec. 10	Indianapolis Colts	W, 44-17	67,164
Dec. 17	at Tennessee Titans	L, 17-24	69,143
Dec. 24	New England Patriots	L, 21-24	67,164
Dec. 31	at Kansas City Chiefs	L, 30-35	77,500

YEAR-BY-YEAR RESULTS



2007

Record: 11-5 (.688) • **Home:** 6-2 (.750) • **Away:** 5-3 (.625)
 2nd AFC South • **vs. Division:** 2-4 (.333) • **vs. Conference:** 8-4 (.667)
Head Coach: Jack Del Rio

Date	Opponent	Result	Attendance
Sept. 9	Tennessee Titans	L, 10-13	65,437
Sept. 16	Atlanta Falcons	W, 13-7	61,821
Sept. 23	at Denver Broncos	W, 23-14	76,463
[WEEK 4 - BYE WEEK]			
Oct. 7	at Kansas City Chiefs	W, 17-7	76,917
Oct. 14	Houston Texans	W, 37-17	63,715
Oct. 22	Indianapolis Colts	L, 7-29	67,164
Oct. 28	at Tampa Bay Buccaneers	W, 24-23	65,133
Nov. 4	at New Orleans Saints	L, 24-41	70,009
Nov. 11	at Tennessee Titans	W, 28-13	69,143
Nov. 18	San Diego Chargers	W, 24-17	66,732
Nov. 25	Buffalo Bills	W, 36-14	64,546
Dec. 2	at Indianapolis Colts	L, 25-28	57,302
Dec. 9	Carolina Panthers	W, 37-6	66,090
Dec. 16	at Pittsburgh Steelers	W, 29-22	58,793
Dec. 23	Oakland Raiders	W, 49-11	66,905
Dec. 30	at Houston Texans	L, 28-42	70,660

AFC Wild Card Playoff game
 Jan. 5 at Pittsburgh Steelers W, 31-29 63,629

AFC Divisional Playoff game
 Jan. 12 at New England Patriots L, 20-31 68,756

• TV blackout

2008

Record: 5-11 (.313) • **Home:** 2-6 (.250) • **Away:** 3-5 (.375)
 4th AFC South • **vs. Division:** 2-4 (.333) • **vs. Conference:** 3-9 (.250)
Head Coach: Jack Del Rio

Date	Opponent	Result	Attendance
Sept. 7	at Tennessee Titans	L, 10-17	69,143
Sept. 14	Buffalo Bills	L, 16-20	65,167
Sept. 21	at Indianapolis Colts	W, 23-21	65,938
Sept. 28	Houston Texans	W, 30-27 (OT)	64,061
Oct. 5	Pittsburgh Steelers	L, 21-26	65,908
Oct. 12	at Denver Broncos	W, 24-17	75,674
[WEEK 7 - BYE WEEK]			
Oct. 26	Cleveland Browns	L, 17-23	64,775
Nov. 2	at Cincinnati Bengals	L, 19-21	64,238
Nov. 9	at Detroit Lions	W, 38-14	52,631
Nov. 16	Tennessee Titans	L, 14-24	65,258
Nov. 23	Minnesota Vikings	L, 12-30	65,064
Dec. 1	at Houston Texans	L, 17-30	70,809
Dec. 7	at Chicago Bears	L, 10-23	61,736
Dec. 14	Green Bay Packers	W, 20-16	65,457
Dec. 18	Indianapolis Colts	L, 24-31	65,648
Dec. 28	at Baltimore Ravens	L, 7-27	71,366

2009

Record: 7-9 (.438) • **Home:** 5-3 (.625) • **Away:** 2-6 (.250)
 4th AFC South • **vs. Division:** 3-3 (.500) • **vs. Conference:** 6-6 (.500)
Head Coach: Jack Del Rio

Date	Opponent	Result	Attendance
Sept. 13	at Indianapolis Colts	L, 12-14	65,757
Sept. 20	Arizona Cardinals	L, 17-31	46,520
Sept. 27	at Houston Texans	W, 31-24	70,083
Oct. 4	Tennessee Titans	W, 37-17	49,014
Oct. 11	at Seattle Seahawks	L, 0-41	67,228
Oct. 18	St. Louis Rams	W, 23-20 (OT)	42,088
[WEEK 7 - BYE WEEK]			
Nov. 1	at Tennessee Titans	L, 13-30	69,143
Nov. 8	Kansas City Chiefs	W, 24-21	45,546
Nov. 15	at New York Jets	W, 24-22	76,313
Nov. 22	Buffalo Bills	W, 18-15	47,757
Nov. 29	at San Francisco 49ers	L, 3-20	69,732
Dec. 6	Houston Texans	W, 23-18	42,079
Dec. 13	Miami Dolphins	L, 10-14	60,457
Dec. 17	Indianapolis Colts	L, 31-35	63,753
Dec. 27	at New England Patriots	L, 7-35	68,756
Jan. 3	at Cleveland Browns	L, 17-23	66,935

• TV blackout

2010

Record: 8-8 (.500) • **Home:** 5-3 (.625) • **Away:** 3-5 (.375)
 2nd AFC South • **vs. Division:** 3-3 (.500) • **vs. Conference:** 7-5 (.583)
Head Coach: Jack Del Rio

Date	Opponent	Result	Attendance
Sept. 12	Denver Broncos	W, 24-17	63,636
Sept. 19	at San Diego Chargers	L, 13-38	62,691
Sept. 26	Philadelphia Eagles	L, 3-28	63,256
Oct. 3	Indianapolis Colts	W, 31-28	63,111
Oct. 10	at Buffalo Bills	W, 36-26	58,304
Oct. 18	Tennessee Titans	L, 3-30	63,625
Oct. 24	at Kansas City Chiefs	L, 20-42	69,105
Oct. 31	at Dallas Cowboys	W, 35-17	81,395
[WEEK 9 - BYE WEEK]			
Nov. 14	Houston Texans	W, 31-24	62,340
Nov. 21	Cleveland Browns	W, 24-20	62,254
Nov. 28	at New York Giants	L, 20-24	78,533
Dec. 5	at Tennessee Titans	W, 17-6	69,143
Dec. 12	Oakland Raiders	W, 38-31	62,570
Dec. 18	at Indianapolis Colts	L, 24-34	67,147
Dec. 26	Washington Redskins	L, 17-20 (OT)	63,470
Jan. 2	at Houston Texans	L, 17-34	71,023

2011

Record: 5-11 (.313) • **Home:** 4-4 (.500) • **Away:** 1-7 (.125)
 3rd AFC South • **vs. Division:** 3-3 (.500) • **vs. Conference:** 4-8 (.333)
Head Coach: Jack Del Rio (3-8, .273)

Date	Opponent	Result	Attendance
Sept. 11	Tennessee Titans	W, 16-14	61,619
Sept. 19	at New York Jets	L, 3-32	78,834
Sept. 26	at Carolina Panthers	L, 10-16	71,704
Oct. 2	New Orleans Saints	L, 10-23	62,471
Oct. 9	Cincinnati Bengals	L, 20-30	61,799
Oct. 16	at Pittsburgh Steelers	L, 13-17	62,934
Oct. 24	Baltimore Ravens	W, 12-7	62,976
Oct. 30	at Houston Texans	L, 14-24	71,412
[WEEK 9 - BYE WEEK]			
Nov. 13	at Indianapolis Colts	W, 17-3	64,619
Nov. 20	at Cleveland Browns	L, 10-14	63,498
Nov. 27	Houston Texans	L, 13-20	62,004

Head Coach: Mel Tucker (2-3, .400)

Dec. 5	San Diego Chargers	L, 14-38	62,743
Dec. 11	Tampa Bay Buccaneers	W, 41-14	62,562
Dec. 15	at Atlanta Falcons	L, 14-41	68,856
Dec. 24	at Tennessee Titans	L, 17-23	69,143
Jan. 1	Indianapolis Colts	W, 19-13	62,481

2012

Record: 2-14 (.125) • **Home:** 1-7 (.125) • **Away:** 1-7 (.125)
 4th AFC South • **vs. Division:** 2-4 (.333) • **vs. Conference:** 2-10 (.167)
Head Coach: Mike Mularkey

Date	Opponent	Result	Attendance
Sept. 9	at Minnesota Vikings	L, 23-26 (OT)	56,607
Sept. 16	Houston Texans	L, 7-27	62,907
Sept. 23	at Indianapolis Colts	W, 22-17	63,536
Sept. 30	Cincinnati Bengals	L, 10-27	63,030
Oct. 7	Chicago Bears	L, 3-41	67,012
[WEEK 6 - BYE WEEK]			
Oct. 21	at Oakland Raiders	L, 23-26 (OT)	51,634
Oct. 28	at Green Bay Packers	L, 15-24	70,464
Nov. 4	Detroit Lions	L, 14-31	63,050
Nov. 8	Indianapolis Colts	L, 10-27	63,272
Nov. 18	at Houston Texans	L, 37-43 (OT)	71,676
Nov. 25	Tennessee Titans	W, 24-19	63,323
Dec. 2	at Buffalo Bills	L, 18-34	53,971
Dec. 9	New York Jets	L, 10-17	67,027
Dec. 16	at Miami Dolphins	L, 3-24	53,667
Dec. 23	New England Patriots	L, 16-23	70,251
Dec. 30	at Tennessee Titans	L, 20-38	69,143

2013

Record: 4-12 (.250) • **Home:** 1-7 (.125) • **Away:** 3-5 (.375)
 3rd AFC South • **vs. Division:** 3-3 (.500) • **vs. Conference:** 4-8 (.333)
Head Coach: Gus Bradley

Date	Opponent	Result	Attendance
Sept. 8	Kansas City Chiefs	L, 2-28	59,416



YEAR-BY-YEAR RESULTS



Sept. 15	at	Oakland Raiders	L, 9-19	49,400
Sept. 22	at	Seattle Seahawks	L, 17-45	68,087
Sept. 29		Indianapolis Colts	L, 3-37	59,695
Oct. 6	at	St. Louis Rams	L, 20-34	54,266
Oct. 13	at	Denver Broncos	L, 19-35	76,862
Oct. 20		San Diego Chargers	L, 6-24	59,550
Oct. 27		San Francisco 49ers*	L, 10-42	83,559
[WEEK 9 - BYE WEEK]				
Nov. 10	at	Tennessee Titans	W, 29-27	69,143
Nov. 17		Arizona Cardinals	L, 14-27	59,862
Nov. 24	at	Houston Texans	W, 13-6	71,659
Dec. 1	at	Cleveland Browns	W, 32-28	69,654
Dec. 5		Houston Texans	W, 27-20	60,414
Dec. 15		Buffalo Bills	L, 20-27	60,085
Dec. 22		Tennessee Titans	L, 16-20	60,559
Dec. 29	at	Indianapolis Colts	L, 10-30	66,008

* Wembley Stadium in London, U.K.

2014

Record: 3-13 (.188) • Home: 3-5 (.375) • Away: 0-8 (.000)
3rd AFC South • vs. Division: 1-5 (.167) • vs. Conference: 2-10 (.167)
Head Coach: Gus Bradley

Date	Opponent	Result	Attendance	
Sept. 7	at Philadelphia Eagles	L, 17-34	69,596	
Sept. 14	at Washington Redskins	L, 10-41	80,037	
Sept. 21		Indianapolis Colts	L, 17-44	60,601
Sept. 28	at San Diego Chargers	L, 14-33	56,553	
Oct. 5		Pittsburgh Steelers	L, 9-17	66,198
Oct. 12	at Tennessee Titans	L, 14-16	69,143	
Oct. 19		Cleveland Browns	W, 24-6	61,341
Oct. 26		Miami Dolphins	L, 13-27	65,633
Nov. 2	at Cincinnati Bengals	L, 23-33	60,057	
Nov. 9		Dallas Cowboys*	L, 17-31	83,603
[WEEK 11 - BYE WEEK]				
Nov. 23	at Indianapolis Colts	L, 3-23	64,328	
Nov. 30		New York Giants	W, 25-24	64,687
Dec. 7		Houston Texans	L, 13-27	61,070
Dec. 14	at Baltimore Ravens	L, 12-20	70,801	
Dec. 18		Tennessee Titans	W, 21-13	61,202
Dec. 28	at Houston Texans	L, 17-23	71,777	

* Wembley Stadium in London, U.K.

2015

Record: 5-11 (.313) • Home: 4-4 (.500) • Away: 1-7 (.125)
3rd AFC South • vs. Division: 2-4 (.333) • vs. Conference: 5-7 (.417)
Head Coach: Gus Bradley

Date	Opponent	Result	Attendance	
Sept. 13	Carolina Panthers	L, 9-20	60,733	
Sept. 20		Miami Dolphins	W, 23-20	65,443
Sept. 27	at New England Patriots	L, 17-51	66,829	
Oct. 4	at Indianapolis Colts	L, 13-16 (OT)	65,609	
Oct. 11	at Tampa Bay Buccaneers	L, 31-38	58,490	
Oct. 18		Houston Texans	L, 20-31	58,085
Oct. 25		Buffalo Bills*	W, 34-31	84,021
[WEEK 8 - BYE WEEK]				
Nov. 8	at New York Jets	L, 23-28	78,160	
Nov. 15	at Baltimore Ravens	W, 22-20	70,837	
Nov. 19		Tennessee Titans	W, 19-13	60,121
Nov. 29		San Diego Chargers	L, 25-31	59,477
Dec. 6	at Tennessee Titans	L, 39-42	57,355	
Dec. 13		Indianapolis Colts	W, 51-16	62,372
Dec. 20		Atlanta Falcons	L, 17-23	64,016
Dec. 27	at New Orleans Saints	L, 27-38	73,064	
Jan. 3	at Houston Texans	L, 6-30	71,899	

* Wembley Stadium in London, U.K.

2016

Record: 3-13 (.188) • Home: 2-6 (.250) • Away: 1-7 (.125)
4th AFC South • vs. Division: 2-4 (.333) • vs. Conference: 2-10 (.167)

Head Coach: Gus Bradley (2-12, .143)

Date	Opponent	Result	Attendance	
Sept. 11	Green Bay Packers	L, 23-27	63,179	
Sept. 18	at San Diego Chargers	L, 14-38	52,165	
Sept. 25		Baltimore Ravens	L, 17-19	60,127
Oct. 2		Indianapolis Colts*	W, 30-27	83,764
[WEEK 5 - BYE WEEK]				
Oct. 16	at Chicago Bears	W, 17-16	61,054	
Oct. 23		Oakland Raiders	L, 16-33	62,614

Oct. 27	at Tennessee Titans	L, 22-36	61,619	
Nov. 6	at Kansas City Chiefs	L, 14-19	73,294	
Nov. 13		Houston Texans	L, 21-24	62,091
Nov. 20	at Detroit Lions	L, 19-26	61,486	
Nov. 27	at Buffalo Bills	L, 21-28	67,849	
Dec. 4		Denver Broncos	L, 10-20	63,075
Dec. 11		Minnesota Vikings	L, 16-25	62,701
Dec. 18	at Houston Texans	L, 20-21	71,803	

Head Coach: Doug Marrone (1-1, .500)

Dec. 24		Tennessee Titans	W, 38-17	59,621
Jan. 1	at Indianapolis Colts	L, 20-24	65,160	

* Wembley Stadium in London, U.K.

2017

Record: 10-6 (.625) • Home: 6-2 (.750) • Away: 4-4 (.500)
1st AFC South • vs. Division: 4-2 (.667) • vs. Conference: 9-3 (.750)
Head Coach: Doug Marrone

Date	Opponent	Result	Attendance	
Sept. 10	at Houston Texans	W, 29-7	71,710	
Sept. 17		Tennessee Titans	L, 16-37	61,709
Sept. 24		Baltimore Ravens*	W, 44-7	84,592
Oct. 1	at New York Jets	L, 20-23 (OT)	77,562	
Oct. 8	at Pittsburgh Steelers	W, 30-9	66,237	
Oct. 15		Los Angeles Rams	L, 17-27	56,232
Oct. 22	at Indianapolis Colts	W, 27-0	63,104	
[WEEK 8 - BYE WEEK]				
Nov. 5		Cincinnati Bengals	W, 23-7	60,720
Nov. 12		Los Angeles Chargers	W, 20-17 (OT)	60,835
Nov. 19	at Cleveland Browns	W, 19-7	57,003	
Nov. 26	at Arizona Cardinals	L, 24-27	63,891	
Dec. 3		Indianapolis Colts	W, 30-10	61,207
Dec. 10		Seattle Seahawks	W, 30-24	64,431
Dec. 17		Houston Texans	W, 45-7	64,701
Dec. 24	at San Francisco 49ers	L, 33-44	70,133	
Dec. 31	at Tennessee Titans	L, 10-15	65,501	

AFC Wild Card Playoff game

Jan. 7		Buffalo Bills	W, 10-7	69,442
--------	--	---------------	---------	--------

AFC Divisional Playoff game

Jan. 14	at Pittsburgh Steelers	W, 45-42	64,524
---------	------------------------	----------	--------

AFC Championship game

Jan. 21	at New England Patriots	L, 20-24	65,878
---------	-------------------------	----------	--------

2018

Record: 5-11 (.313) • Home: 3-5 (.375) • Away: 2-6 (.250)
4th AFC South • vs. Division: 1-5 (.167) • vs. Conference: 4-8 (.333)
Head Coach: Doug Marrone

Date	Opponent	Result	Attendance	
Sept. 9	at New York Giants	W, 20-15	77,992	
Sept. 16		New England Patriots	W, 31-20	68,527
Sept. 23		Tennessee Titans	L, 6-9	64,015
Sept. 29		New York Jets	W, 31-12	65,353
Oct. 7	at Kansas City Chiefs	L, 14-30	75,289	
Oct. 14	at Dallas Cowboys	L, 7-40	90,767	
Oct. 21		Houston Texans	L, 7-20	66,534
Oct. 28		Philadelphia Eagles*	L, 18-24	85,870
[WEEK 9 - BYE WEEK]				
Nov. 11	at Indianapolis Colts	L, 26-29	57,473	
Nov. 18		Pittsburgh Steelers	L, 16-20	67,683
Nov. 25	at Buffalo Bills	L, 21-24	57,799	
Dec. 2		Indianapolis Colts	W, 6-0	67,030
Dec. 6	at Tennessee Titans	L, 9-30	60,344	
Dec. 16		Washington Redskins	L, 13-16	67,577
Dec. 23	at Miami Dolphins	W, 17-7	65,798	
Dec. 30	at Houston Texans	L, 3-20	71,848	

* Wembley Stadium in London, U.K.

PRESEASON RESULTS



1995

Record: 2-3 (.400)

Date	Opponent	Result
July 29	Carolina Panthers*	L, 14-20
Aug. 4	at Miami Dolphins	W, 24-21
Aug. 10	at Detroit Lions	L, 3-19
Aug. 18	St. Louis Rams	L, 10-27
Aug. 25	Denver Broncos	W, 23-17

* Hall of Fame Game (Canton, Ohio)

1996

Record: 2-2 (.500)

Date	Opponent	Result
Aug. 2	New York Giants	L, 17-24
Aug. 9	at St. Louis Rams	L, 10-17
Aug. 18	San Francisco 49ers	W, 38-10
Aug. 23	at Denver Broncos	W, 31-24

1997

Record: 4-0 (1.000)

Date	Opponent	Result
Aug. 3	Carolina Panthers	W, 23-9
Aug. 9	at New York Giants	W, 38-16
Aug. 18	at San Francisco 49ers	W, 28-20
Aug. 22	Atlanta Falcons	W, 26-17

1998

Record: 2-2 (.500)

Date	Opponent	Result
Aug. 8	at Carolina Panthers	L, 27-30
Aug. 14	New York Giants	W, 24-10
Aug. 22	at Kansas City Chiefs	L, 21-22
Aug. 27	Dallas Cowboys	W, 42-20

1999

Record: 3-1 (.750)

Date	Opponent	Result
Aug. 13	Carolina Panthers	W, 35-10
Aug. 21	at New York Giants	L, 20-27
Aug. 22	Kansas City Chiefs	W, 31-6
Sept. 2	at Dallas Cowboys	W, 27-6

2000

Record: 3-1 (.750)

Date	Opponent	Result
Aug. 4	at Carolina Panthers	W, 34-14
Aug. 11	New York Giants	W, 16-13
Aug. 19	at Kansas City Chiefs	W, 28-23
Aug. 24	Atlanta Falcons	L, 20-31

2001

Record: 2-2 (.500)

Date	Opponent	Result
Aug. 10	Carolina Panthers	W, 18-16
Aug. 16	at New York Giants	L, 5-27
Aug. 23	Kansas City Chiefs	W, 28-23
Aug. 30	at Dallas Cowboys	L, 17-27

2002

Record: 1-3 (.250)

Date	Opponent	Result
Aug. 9	at Atlanta Falcons	L, 13-23
Aug. 16	Tampa Bay Buccaneers	L, 0-20
Aug. 23	at Chicago Bears*	W, 24-16
Aug. 29	Dallas Cowboys	L, 25-28

* Champaign, Ill.

2003

Record: 3-1 (.750)

Date	Opponent	Result
Aug. 9	at Minnesota Vikings	W, 16-14
Aug. 15	Miami Dolphins	W, 27-23
Aug. 23	at Tampa Bay Buccaneers	L, 6-10
Aug. 28	Washington Redskins	W, 17-15

2004

Record: 3-1 (.750)

Date	Opponent	Result
Aug. 14	at Miami Dolphins	L, 5-16
Aug. 20	Tampa Bay Buccaneers	W, 14-6
Aug. 27	Green Bay Packers	W, 9-7
Sept. 2	at New England Patriots	W, 31-0

2005

Record: 2-2 (.500)

Date	Opponent	Result
Aug. 13	Miami Dolphins	W, 27-17
Aug. 20	at Tampa Bay Buccaneers	W, 20-17
Aug. 25	Atlanta Falcons	L, 7-23
Sept. 1	at Dallas Cowboys	L, 20-27

2006

Record: 3-1 (.750)

Date	Opponent	Result
Aug. 12	at Miami Dolphins	W, 31-26
Aug. 19	Carolina Panthers	L, 10-17
Aug. 26	Tampa Bay Buccaneers	W, 29-18
Aug. 31	at Atlanta Falcons	W, 20-17

2007

Record: 3-1 (.750)

Date	Opponent	Result
Aug. 11	at Miami Dolphins	L, 17-18
Aug. 18	Tampa Bay Buccaneers	W, 31-19
Aug. 23	at Green Bay Packers	W, 21-13
Aug. 30	Washington Redskins	W, 31-14

2008

Record: 3-1 (.750)

Date	Opponent	Result
Aug. 9	Atlanta Falcons	W, 20-17
Aug. 16	Miami Dolphins	L, 14-19
Aug. 23	at Tampa Bay Buccaneers	W, 23-17
Aug. 28	at Washington Redskins	W, 24-3

2009

Record: 1-3 (.250)

Date	Opponent	Result
Aug. 17	at Miami Dolphins	L, 9-12
Aug. 22	Tampa Bay Buccaneers	L, 23-24
Aug. 27	at Philadelphia Eagles	L, 32-33
Sept. 3	Washington Redskins	W, 24-17

2010

Record: 2-2 (.500)

Date	Opponent	Result
Aug. 13	at Philadelphia Eagles	L, 27-28
Aug. 21	Miami Dolphins	L, 26-27
Aug. 28	at Tampa Bay Buccaneers	W, 19-13
Sept. 2	Atlanta Falcons	W, 13-9

2011

Record: 1-3 (.250)

Date	Opponent	Result
Aug. 11	at New England Patriots	L, 12-47
Aug. 19	Atlanta Falcons	W, 15-13
Aug. 27	at Buffalo Bills	L, 32-35 (OT)
Sept. 1	St. Louis Rams	L, 17-24

2012

Record: 3-1 (.750)

Date	Opponent	Result
Aug. 10	New York Giants	W, 32-31
Aug. 17	at New Orleans Saints	W, 27-24
Aug. 23	at Baltimore Ravens	L, 17-48
Aug. 30	Atlanta Falcons	W, 24-14

2013

Record: 1-3 (.250)

Date	Opponent	Result
Aug. 9	Miami Dolphins	L, 3-27
Aug. 17	at New York Jets	L, 13-37
Aug. 24	Philadelphia Eagles	L, 24-31
Aug. 29	at Atlanta Falcons	W, 20-16

2014

Record: 1-3 (.250)

Date	Opponent	Result
Aug. 8	Tampa Bay Buccaneers	W, 16-10
Aug. 17	at Chicago Bears	L, 19-20
Aug. 24	at Detroit Lions	L, 12-13
Aug. 29	Atlanta Falcons	L, 14-24

2015

Record: 2-2 (.500)

Date	Opponent	Result
Aug. 14	Pittsburgh Steelers	W, 23-21
Aug. 22	at New York Giants	L, 12-22
Aug. 28	Detroit Lions	L, 17-22
Sept. 3	at Washington Redskins	W, 17-16

2016

Record: 1-3 (.250)

Date	Opponent	Result
Aug. 11	at New York Jets	L, 13-17
Aug. 20	Tampa Bay Buccaneers	L, 19-20
Aug. 28	Cincinnati Bengals	W, 26-21
Sept. 1	at Atlanta Falcons	L, 15-17

2017

Record: 2-2 (.500)

Date	Opponent	Result
Aug. 10	at New England Patriots	W, 31-24
Aug. 17	Tampa Bay Buccaneers	L, 8-12
Aug. 24	Carolina Panthers	L, 23-24
Aug. 31	at Atlanta Falcons	W, 13-7

2018

Record: 3-1 (.750)

Date	Opponent	Result
Aug. 9	New Orleans Saints	L, 20-24
Aug. 18	at Minnesota Vikings	W, 14-10
Aug. 25	Atlanta Falcons	W, 17-6
Aug. 30	at Tampa Bay Buccaneers	W, 25-10

PRESEASON SERIES RECORDS					
Opponent	W-L	W%	PF Avg.	PA Avg.	Last
Atlanta	9-5	.643	17.0	17.5	2018
Baltimore	0-1	.000	17.0	48.0	2012
Buffalo	0-1	.000	32.0	35.0	2011
Carolina	4-4	.500	23.0	17.5	2017
Chicago	1-1	.500	21.5	18.0	2014
Cincinnati	1-0	1.000	26.0	21.0	2016
Dallas	2-3	.400	26.2	21.6	2005
Denver	2-0	1.000	27.0	20.5	1996
Detroit	0-3	.000	10.7	18.0	2015
Green Bay	2-0	1.000	15.0	10.0	2007
Kansas City	3-1	.750	27.0	18.5	2001
Miami	4-6	.400	18.3	20.6	2013
Minnesota	2-0	1.000	15.0	12.0	2018
New England	2-1	.667	24.7	23.7	2017
New Orleans	1-1	.500	23.5	24.0	2018
N.Y. Giants	4-4	.500	18.6	20.4	2015
N.Y. Jets	0-2	.000	13.0	27.0	2016
Philadelphia	0-3	.000	27.7	30.7	2013
Pittsburgh	1-0	1.000	23.0	21.0	2015
St. Louis	0-3	.000	12.3	22.7	2011
San Francisco	2-0	1.000	33.0	15.0	1997
Tampa Bay	8-5	.615	17.5	16.1	2018
Washington	5-0	1.000	22.6	13.0	2015
Total	52-41	.559	20.3	18.4	

SERIES RESULTS



ARIZONA CARDINALS

Head Coach: Kliff Kingsbury (since 2019 · 0-0)
Stadium: State Farm Stadium (since 2006 · 65,000)



Regular Season Series: 2-3 (.667) **Home Record:** 1-2 (.333)
Postseason Series: 0-0 (.000) **Road Record:** 1-1 (.500)

Date	Location	Result	Attendance
Nov. 26, 2017	Arizona	L, 24-27	63,891
Nov. 17, 2013	Jacksonville	L, 14-27	59,862
Sept. 20, 2009	Jacksonville	L, 17-31	46,520
Nov. 27, 2005	Arizona	W, 24-17	37,198
Dec. 10, 2000	Jacksonville	W, 44-10	53,472

ATLANTA FALCONS

Head Coach: Dan Quinn (since 2015 · 36-28, .563)
Stadium: Mercedes-Benz Stadium (since 2017 · 71,000)



Regular Season Series: 3-3 (.500) **Home Record:** 2-1 (.667)
Postseason Series: 0-0 (.000) **Road Record:** 1-2 (1.000)

Date	Location	Result	Attendance
Dec. 20, 2015	Jacksonville	L, 17-23	64,016
Dec. 15, 2011	Atlanta	L, 14-41	68,856
Sept. 16, 2007	Jacksonville	W, 13-17	61,821
Dec. 28, 2003	Atlanta	L, 14-21	70,266
Nov. 7, 1999	Atlanta	W, 30-7	68,466
Dec. 22, 1996	Jacksonville	W, 19-17	71,449

• The Jaguars will play at Mercedes-Benz Stadium for the first time in the regular season in franchise history on Dec. 22, 2019. The Jaguars played at Mercedes-Benz Stadium in Week 3 of the 2017 preseason.

BALTIMORE RAVENS

Head Coach: John Harbaugh (since 2008 · 104-72, .591)
Stadium: M&T Bank Stadium (since 1998 · 71,008)



Regular Season Series: 12-9 (.571) **Home Record:** 7-3 (.700)
Postseason Series: 0-0 (.000) **Road Record:** 5-6 (.455)

Date	Location	Result	Attendance
Sept. 24, 2017	London	W, 44-7	84,592
Sept. 25, 2016	Jacksonville	L, 17-19	60,127
Nov. 15, 2015	Baltimore	W, 22-20	70,837
Dec. 14, 2014	Baltimore	L, 12-20	70,801
Oct. 24, 2011	Jacksonville	W, 12-7	62,976
Dec. 28, 2008	Baltimore	L, 7-27	71,366
Nov. 13, 2005	Jacksonville	W, 30-3	66,107
Nov. 2, 2003	Baltimore	L, 17-24	69,486
Oct. 20, 2002	Baltimore	L, 10-17	69,173
Nov 25, 2001	Jacksonville	L, 21-24	53,530
Oct. 28, 2001	Baltimore	L, 17-18	69,439
Oct. 8, 2000	Jacksonville	L, 10-15	65,194
Sept. 10, 2000	Baltimore	L, 36-39	68,843
Nov. 28, 1999	Baltimore	W, 30-23	68,428
Nov. 14, 1999	Jacksonville	W, 6-3	67,391
Nov. 1, 1998	Baltimore	W, 45-19	68,915
Sept. 20, 1998	Jacksonville	W, 24-10	67,069
Nov. 30, 1997	Jacksonville	W, 29-27	63,712
Aug. 31, 1997	Baltimore	W, 28-27	61,018
Nov. 24, 1996	Baltimore	W, 28-25 (OT)	57,384
Nov. 10, 1996	Jacksonville	W, 30-27	64,628

• The Jaguars' 44-7 win against Baltimore in 2017 marked the sixth largest positive point differential in team history and the largest point differential in Jacksonville's six London games.

• Jacksonville's .571 winning percentage against Baltimore is tied for the second best figure vs. any team faced in franchise history (tied, Cincinnati), trailing only a .708 (12-5) mark set against Cleveland (min. 15 games).

• Jacksonville's 28-25 overtime victory vs. Baltimore (Nov. 24, 1996) was the longest game in team history (three hours, 54 minutes).

• From 1996-2001, the Jaguars posted an 8-4 (.667) record against the Ravens in the AFC Central, winning their first eight contests in the series.

• Sixteen of the 18 meetings between the Jaguars and Ravens have been decided by eight or fewer points, including 12 of the last 14 since 1999.

BUFFALO BILLS

Head Coach: Sean McDermott (since 2017 · 15-17, .469)
Stadium: New Era Field (since 1973 · 71,870)



Regular Season Series: 6-9 (.400) **Home Record:** 3-4 (.429)
Postseason Series: 2-0 (1.000) **Road Record:** 3-5 (.375)

Date	Location	Result	Attendance
Nov. 25, 2019	Buffalo	L, 21-24	57,799
Jan. 7, 2018	Jacksonville (WC)	W, 10-7	69,442
Nov. 27, 2016	Buffalo	L, 21-28	67,849
Oct. 25, 2015	London	W, 34-31	84,021
Dec. 15, 2013	Jacksonville	L, 20-27	60,085
Dec. 2, 2012	Buffalo	L, 18-34	53,971
Oct. 10, 2010	Buffalo	W, 36-26	58,304
Nov. 22, 2009	Jacksonville	W, 18-15	47,757
Sept. 14, 2008	Jacksonville	L, 16-20	65,167
Nov. 25, 2007	Jacksonville	W, 36-14	64,546
Nov. 26, 2006	Buffalo	L, 24-27	63,608
Sept. 12, 2004	Buffalo	W, 13-10	72,389
Sept. 14, 2003	Jacksonville	L, 17-38	58,613
Oct. 18, 2001	Jacksonville	L, 10-13	58,893
Oct. 18, 1998	Buffalo	L, 16-17	77,635
Dec. 14, 1997	Buffalo	W, 20-14	41,231
Dec. 28, 1996	Buffalo (WC)	W, 30-27	70,213

• On Jan. 17, 2018, Jacksonville hosted Buffalo in their first home playoff game since 1999 and defeated the Bills, 10-7. The Bills are one of three NFL teams that the Jaguars have defeated but never lost to in the playoffs, joining Miami (1-0) and Pittsburgh (2-0).

• The Jaguars earned their first victory in the NFL International Series when they defeated the Bills, 34-31, at London's Wembley Stadium on Oct. 25, 2015.

• Jacksonville has produced 34-plus points on three occasions in the all-time series vs. Buffalo. The Jaguars have done so at least three times against only two other teams in franchise history (Tennessee - four; Houston - three).

• Jacksonville defeated Buffalo, 30-27, in the Wild Card game on Dec. 28, 1996 at New Era Field, marking the first win of their postseason run to the AFC Championship (lost to New England, 20-6).

CAROLINA PANTHERS

Head Coach: Ron Rivera (since 2011 · 71-56-1, .559)
Stadium: Bank of America Stadium (since 1996 · 73,778)



Regular Season Series: 3-3 (.500) **Home Record:** 2-1 (.667)
Postseason Series: 0-0 (.000) **Road Record:** 1-2 (.333)

Date	Location	Result	Attendance
Sept. 13, 2015	Jacksonville	L, 9-20	60,733
Sept. 25, 2011	Carolina	L, 10-16	71,704
Dec. 9, 2007	Jacksonville	W, 37-6	66,090
Sept. 7, 2003	Carolina	L, 23-24	72,134
Sept. 19, 1999	Carolina	W, 22-20	64,261
Sept. 29, 1996	Jacksonville	W, 24-14	71,537

• In 2015, Jacksonville fell to Carolina, 20-9, in the season opener at TIAA Bank Field. It was the first of 15 consecutive victories for the Panthers, who finished the regular season 15-1 (.938) and advanced to Super Bowl 50 (lost to Denver, 24-10).

• The Jaguars' last win vs. Carolina was on Dec. 9, 2007 (W, 37-6) at home. That game's 31-point margin of victory is the club's fourth-largest since the start of 2007 and third-largest in team history against an NFC team.

CHICAGO BEARS

Head Coach: Matt Nagy (since 2018 · 12-4)
Stadium: Soldier Field (since 1924 · 61,500)



Regular Season Series: 3-4 (.429) **Home Record:** 1-2 (.333)
Postseason Series: 0-0 (.000) **Road Record:** 2-2 (.500)

Date	Location	Result	Attendance
Oct. 16, 2016	Chicago	W, 17-16	61,054
Oct. 7, 2012	Jacksonville	L, 3-41	67,012
Dec. 7, 2008	Chicago	L, 10-23	61,736
Dec. 12, 2004	Jacksonville	W, 22-3	67,572
Jan. 6, 2002	Chicago	L, 13-33	66,944
Sept. 6, 1998	Chicago	W, 24-23	55,614
Oct. 15, 1995	Jacksonville	L, 27-30	72,020

SERIES RESULTS



CINCINNATI BENGALS



Head Coach: Zac Taylor (since 2019 · 0-0)
Stadium: Paul Brown Stadium (since 2000 · 65,515)

Regular Season Series: 12-9 (.571) **Home Record:** 8-3 (.727)
Postseason Series: 0-0 (.000) **Road Record:** 4-6 (.400)

Date	Location	Result	Attendance
Nov. 5, 2017	Jacksonville	W, 23-7	60,720
Nov. 2, 2014	Cincinnati	L, 23-33	60,057
Sept. 30, 2012	Jacksonville	L, 10-27	63,030
Oct. 9, 2011	Jacksonville	L, 20-30	61,799
Nov. 2, 2008	Cincinnati	L, 19-21	64,775
Oct. 9, 2005	Jacksonville	W, 23-20	66,137
Dec. 15, 2002	Cincinnati	W, 29-15	42,092
Dec. 9, 2001	Cincinnati	W, 14-10	44,920
Nov. 11, 2001	Jacksonville	W, 30-13	57,161
Dec. 17, 2000	Cincinnati	L, 14-17	50,469
Sept. 17, 2000	Jacksonville	W, 13-0	45,653
Jan. 2, 2000	Jacksonville	W, 24-7	70,532
Oct. 31, 1999	Cincinnati	W, 41-10	49,138
Nov. 29, 1998	Cincinnati	W, 34-17	55,432
Nov. 8, 1998	Jacksonville	W, 24-11	67,040
Nov. 23, 1997	Cincinnati	L, 26-31	55,158
Oct. 5, 1997	Jacksonville	W, 21-13	67,128
Dec. 1, 1996	Jacksonville	W, 30-27	57,408
Oct. 27, 1996	Cincinnati	L, 21-28	45,890
Nov. 26, 1995	Jacksonville	L, 13-17	68,249
Sept. 10, 1995	Cincinnati	L, 17-24	48,318

· The Jaguars travel to Cincinnati in Week 7 of the 2019 season and look to pick up their first victory in the Queen City since 2002.

· Jacksonville's .571 winning percentage vs. Cincinnati ties their second-best mark against any opponent in franchise history (Baltimore - 12-9, .571) (min. 15 games). The Jaguars' .727 home winning percentage against the Bengals is their best home figure vs. any opponent faced at least 10 times at TIAA Bank Field.

· Prior to losing four consecutive games vs. Cincinnati since 2008, Jacksonville went 11-2 (.846) against the Bengals from Dec. 1, 1996-Oct. 9, 2005, the best head-to-head stretch against any opponent of 10-plus games in franchise history.

· From Nov. 8, 1998-Sept. 17, 2000, the Jaguars won five consecutive games vs. Cincinnati, the third-longest winning streak against any opponent in team history (Baltimore - eight games from 1996-99; Cleveland - six games from 1995-2000).

CLEVELAND BROWNS



Head Coach: Freddie Kitchens (since 2019 · 0-0)
Stadium: FirstEnergy Stadium (since 1999 · 67,431)

Regular Season Series: 12-5 (.706) **Home Record:** 5-3 (.625)
Postseason Series: 0-0 (.000) **Road Record:** 7-2 (.778)

Date	Location	Result	Attendance
Nov. 19, 2017	Cleveland	W, 19-7	57,003
Oct. 19, 2014	Jacksonville	W, 24-6	61,341
Dec. 1, 2013	Cleveland	W, 32-28	69,654
Nov. 20, 2011	Cleveland	L, 10-14	63,498
Nov. 21, 2010	Jacksonville	W, 24-20	62,254
Jan. 3, 2010	Cleveland	L, 17-23	66,935
Oct. 26, 2008	Jacksonville	L, 17-23	64,775
Dec. 4, 2005	Cleveland	W, 20-14	70,941
Dec. 8, 2002	Jacksonville	L, 20-21	46,267
Dec. 16, 2001	Cleveland	W, 15-10	72,818
Sept. 30, 2001	Jacksonville	L, 14-23	57,875
Dec. 3, 2000	Jacksonville	W, 48-0	51,262
Sept. 3, 2000	Cleveland	W, 27-7	72,418
Dec. 19, 1999	Cleveland	W, 24-14	72,038
Oct. 17, 1999	Jacksonville	W, 24-7	62,047
Dec. 24, 1995	Jacksonville	W, 24-21	66,007
Oct. 22, 1995	Cleveland	W, 23-15	64,405

· Jacksonville's .708 winning percentage vs. Cleveland is the best figure against any team faced in franchise history. The Jaguars' .750 road winning percentage vs. the Browns is the club's best mark against any opponent in team history (min. five games). Jacksonville has won three consecutive games vs. Cleveland.

· From Oct. 22, 1995-Dec. 3, 2000, the Jaguars won six consecutive games against the Browns, the second-longest winning streak against any opponent in franchise history, trailing only an eight-game stretch vs. Baltimore from 1996-99.

· On Dec. 3, 2000, Jacksonville defeated Cleveland at home, 48-0, marking the third-most points scored in a regular season game in franchise history. The Jaguars' 48 points are the fifth-most scored in a shutout by an NFL team since 1990.

DALLAS COWBOYS



Head Coach: Jason Garrett (since 2010 · 77-59, .566)
Stadium: AT&T Stadium (since 2009 · 80,000)

Regular Season Series: 3-4 (.428) **Home Record:** 1-1 (.500)
Postseason Series: 0-0 (.000) **Road Record:** 2-3 (.400)

Date	Location	Result	Attendance
Nov. 14, 2018	Dallas	L, 7-40	90,767
Nov. 9, 2014	London	L, 17-31	83,603
Oct. 31, 2010	Dallas	W, 35-17	81,395
Sept. 10, 2006	Jacksonville	W, 24-17	67,164
Nov. 24, 2002	Dallas	L, 19-21	62,204
Oct. 29, 2000	Dallas	W, 23-17 (OT)	63,554
Oct. 19, 1997	Dallas	L, 22-26	64,464

· Jacksonville's last game vs. Dallas was its second appearance in the NFL International Series on Nov. 9, 2014, resulting in a 31-17 loss. However, the Jaguars have won two of their last three and three of their last five games against the Cowboys.

DENVER BRONCOS



Head Coach: Vic Fangio (since 2019 · 0-0)
Stadium: Broncos Stadium at Mile High (since 2001 · 76,125)

Regular Season Series: 5-5 (.500) **Home Record:** 3-2 (.600)
Postseason Series: 1-1 (.500) **Road Record:** 2-3 (.400)

Date	Location	Result	Attendance
Dec. 4, 2016	Jacksonville	L, 10-20	63,075
Oct. 13, 2013	Denver	L, 19-35	76,862
Sept. 12, 2010	Jacksonville	W, 24-17	63,636
Oct. 12, 2008	Denver	W, 24-17	75,674
Sept. 23, 2007	Denver	W, 23-14	76,463
Oct. 2, 2005	Jacksonville	L, 7-20	66,045
Sept. 19, 2004	Jacksonville	W, 7-6	69,127
Dec. 13, 1999	Jacksonville	W, 27-24	71,357
Oct. 25, 1998	Denver	L, 24-37	75,217
Dec. 27, 1997	Denver (WC)	L, 17-42	74,481
Jan. 4, 1997	Denver (Div.)	W, 30-27	75,678
Dec. 3, 1995	Denver	L, 23-31	72,231

· Denver (Vic Fangio) is one of four teams the Jaguars will play in 2019 with a new head coach, joining Cincinnati (Zac Taylor), the New York Jets (Adam Gase) and Tampa Bay (Bruce Arians).

· Denver (twice) is one of only four teams Jacksonville has faced multiple times in the postseason (Buffalo - two times, Pittsburgh - two times, New England - five times). In their first playoff meeting on Jan. 4, 1997, the Jaguars defeated the Broncos, 30-27, in the Divisional round at Broncos Stadium at Mile High. The following season, Denver topped Jacksonville, 42-17, in the Wild Card game on Dec. 27, 1997.

DETROIT LIONS



Head Coach: Matt Patricia (since 2018 · 6-10, .375)
Stadium: Ford Field (since 2002 · 64,500)

Regular Season Series: 3-3 (.500) **Home Record:** 2-1 (.667)
Postseason Series: 0-0 (.000) **Road Record:** 1-2 (.333)

Date	Location	Result	Attendance
Nov. 20, 2016	Detroit	L, 19-26	61,586
Nov. 4, 2012	Jacksonville	L, 14-31	63,050
Nov. 9, 2008	Detroit	W, 38-14	52,631
Nov. 14, 2004	Jacksonville	W, 23-17 (OT)	66,431
Dec. 6, 1998	Jacksonville	W, 37-22	70,717
Dec. 17, 1995	Detroit	L, 0-44	70,204

GREEN BAY PACKERS



Head Coach: Matt LaFleur (since 2019 · 0-0)
Stadium: Lambeau Field (since 1957 · 81,441)

Regular Season Series: 2-4 (.333) **Home Record:** 1-3 (.250)
Postseason Series: 0-0 (.000) **Road Record:** 1-1 (.500)

Date	Location	Result	Attendance
Sept. 11, 2016	Jacksonville	L, 23-27	63,179
Oct. 28, 2012	Green Bay	L, 15-24	70,464
Dec. 14, 2008	Jacksonville	W, 20-16	65,457
Dec. 19, 2004	Green Bay	W, 28-25	70,437

SERIES RESULTS



Dec. 3, 2001	Jacksonville	L, 21-28	66,908
Sept. 24, 1995	Jacksonville	L, 14-24	66,744

HOUSTON TEXANS

Head Coach: Bill O'Brien (since 2014 • 42-38, .525)
Stadium: NRG Stadium (since 2002 • 71,995)



Regular Season Series: 13-21 (.406) **Home Record:** 8-9 (.471)
Postseason Series: 0-0 (.000) **Road Record:** 5-12 (.294)

Date	Location	Result	Attendance
Dec. 30, 2018	Houston	L, 3-20	71,848
Nov. 21, 2018	Jacksonville	L, 7-20	66,534
Dec. 17, 2017	Jacksonville	W, 45-7	64,701
Sept. 10, 2017	Houston	W, 29-7	71,710
Dec. 18, 2016	Houston	L, 20-21	71,803
Nov. 13, 2016	Jacksonville	L, 21-24	62,091
Jan. 3, 2016	Houston	L, 6-30	71,899
Oct. 18, 2015	Jacksonville	L, 20-31	58,085
Dec. 28, 2014	Houston	L, 17-23	71,777
Dec. 7, 2014	Jacksonville	L, 13-27	61,070
Dec. 5, 2013	Jacksonville	W, 27-20	60,414
Nov. 24, 2013	Houston	W, 13-6	71,659
Nov. 18, 2012	Houston	L, 37-43 (OT)	71,676
Sept. 16, 2012	Jacksonville	L, 7-27	62,907
Nov. 27, 2011	Jacksonville	L, 13-20	62,004
Oct. 30, 2011	Houston	L, 14-24	71,412
Jan. 2, 2011	Houston	L, 17-34	71,023
Nov. 14, 2010	Jacksonville	W, 31-24	62,340
Dec. 6, 2009	Jacksonville	W, 23-18	42,079
Sept. 27, 2009	Houston	W, 31-24	70,083
Dec. 1, 2008	Houston	L, 17-30	70,809
Sept. 28, 2008	Jacksonville	W, 30-27 (OT)	64,061
Dec. 30, 2007	Houston	L, 28-42	70,660
Oct. 14, 2007	Jacksonville	W, 37-17	63,715
Nov. 12, 2006	Jacksonville	L, 10-13	65,918
Oct. 22, 2006	Houston	L, 7-27	70,035
Dec. 24, 2005	Houston	W, 38-20	70,025
Nov. 6, 2005	Jacksonville	W, 21-14	64,613
Dec. 26, 2004	Jacksonville	L, 0-21	66,227
Oct. 31, 2004	Houston	L, 6-20	70,502
Dec. 7, 2003	Jacksonville	W, 27-0	43,363
Sept. 28, 2003	Houston	L, 20-24	70,041
Nov. 17, 2002	Houston	W, 24-21	69,711
Oct. 27, 2002	Jacksonville	L, 19-21	53,721

• Jacksonville defeated Houston, 45-7, on Dec. 17, 2017, which was their largest point differential (38) in a victory against a divisional opponent. The Jaguars also defeated Baltimore by 37 points, marking the first time in franchise history the team won two games by 35 points or more in the same season.

• DL **Calais Campbell** set a franchise record with 4.0 sacks in the Jaguars season-opening victory at Houston in 2017.

INDIANAPOLIS COLTS

Head Coach: Frank Reich (since 2018 • 10-6, .625)
Stadium: Lucas Oil Stadium (since 2008 • 63,000)



Regular Season Series: 13-23 (.361) **Home Record:** 8-10 (.444)
Postseason Series: 0-0 (.000) **Road Record:** 5-13 (.278)

Date	Location	Result	Attendance
Dec. 2, 2018	Jacksonville	W, 6-0	67,030
Nov. 11, 2018	Indianapolis	L, 26-29	57,473
Dec. 3, 2017	Jacksonville	W, 30-10	61,207
Oct. 22, 2017	Indianapolis	W, 27-0	63,104
Jan. 1, 2017	Indianapolis	L, 20-24	65,160
Oct. 2, 2016	London	W, 30-27	83,764
Dec. 13, 2015	Jacksonville	W, 51-16	62,372
Oct. 4, 2015	Indianapolis	L, 13-16 (OT)	65,609
Nov. 23, 2014	Indianapolis	L, 3-23	64,328
Sept. 21, 2014	Jacksonville	L, 17-44	60,601
Dec. 29, 2013	Indianapolis	L, 10-30	66,008
Sept. 9, 2013	Jacksonville	L, 3-37	59,695
Nov. 8, 2012	Jacksonville	L, 10-27	63,272
Sept. 23, 2012	Indianapolis	W, 22-17	63,536
Jan. 1, 2012	Jacksonville	W, 19-13	62,481
Nov. 13, 2011	Indianapolis	W, 17-3	64,619
Dec. 19, 2010	Indianapolis	L, 24-34	67,147
Oct. 3, 2010	Jacksonville	W, 31-28	63,111
Dec. 17, 2009	Jacksonville	L, 31-35	63,753

Sept. 13, 2009	Indianapolis	L, 12-14	65,757
Dec. 18, 2008	Jacksonville	L, 24-31	65,648
Sept. 21, 2008	Indianapolis	W, 23-21	65,938
Dec. 2, 2007	Indianapolis	L, 25-28	57,302
Oct. 22, 2007	Jacksonville	L, 7-29	67,164
Dec. 10, 2006	Jacksonville	W, 44-17	67,164
Sept. 24, 2006	Indianapolis	L, 14-21	57,041
Dec. 11, 2005	Jacksonville	L, 18-26	67,164
Sept. 18, 2005	Indianapolis	L, 3-10	56,460
Oct. 24, 2004	Indianapolis	W, 27-24	56,615
Oct. 3, 2004	Jacksonville	L, 17-24	73,114
Nov. 9, 2003	Jacksonville	W, 28-23	45,037
Sept. 21, 2003	Indianapolis	L, 13-23	55,770
Dec. 29, 2002	Indianapolis	L, 13-20	56,755
Sept. 8, 2002	Jacksonville	L, 25-28	56,595
Sept. 25, 2000	Indianapolis	L, 14-43	56,816
Dec. 10, 1995	Jacksonville	L, 31-41	66,099

• The Jaguars posted the seventh shutout in franchise history in Week 13 of the 2018 season when they defeated the Colts, 6-0, at TIAA Bank Field. The Jaguars have shut out the Colts for six straight quarters entering 2019 and held Indianapolis scoreless in two of their last four meetings.

• On Oct. 22, 2017, Jacksonville shut out Indianapolis, 27-0, marking the sixth shutout in franchise history and the first since Oct. 8, 2006 (vs. NYJ, 41-0). The game also marked the first shutout loss for Indianapolis in 375 regular season games and the Jaguars' first shutout on the road in 180 away games.

• On Dec. 23, 2015, Jacksonville posted a commanding 51-16 victory vs. Indianapolis at TIAA Bank Field. The Jaguars snapped the Colts' streak of 16 consecutive wins against divisional opponents, which was an NFL record.

• Jacksonville's 51 points scored on Dec. 23, 2015 were a regular season single-game franchise record (W, 62-7 vs. Miami in the Divisional round on Jan. 15, 2000).

• Indianapolis is the only team against which Jacksonville has produced multiple 40-plus-point performances (W, 51-16 on Dec. 23, 2015; W, 44-17 on Dec. 10, 2006).

KANSAS CITY CHIEFS



Head Coach: Andy Reid (since 2013 • 65-31, .677)
Stadium: Arrowhead Stadium (since 1972 • 76,416)

Regular Season Series: 6-6 (.500) **Home Record:** 4-2 (.667)
Postseason Series: 0-0 (.000) **Road Record:** 2-4 (.333)

Date	Location	Result	Attendance
Oct. 7, 2018	Kansas City	L, 14-30	75,289
Nov. 6, 2016	Kansas City	L, 14-19	73,294
Sept. 8, 2013	Jacksonville	L, 2-28	59,416
Oct. 24, 2010	Kansas City	L, 20-42	69,105
Nov. 8, 2009	Jacksonville	W, 24-21	45,546
Oct. 7, 2007	Kansas City	W, 17-7	76,917
Dec. 31, 2006	Kansas City	L, 30-35	77,500
Oct. 17, 2004	Jacksonville	W, 22-16	66,413
Sept. 15, 2002	Kansas City	W, 23-16	77,934
Dec. 30, 2001	Jacksonville	L, 26-30	59,396
Sept. 13, 1998	Jacksonville	W, 21-16	69,821
Nov. 9, 1997	Jacksonville	W, 24-10	70,444

LOS ANGELES CHARGERS



Head Coach: Anthony Lynn (since 2017 • 21-11, .656)
Stadium: Dignity Health Sports Park (since 2017 • 27,000)

Regular Season Series: 3-7 (.300) **Home Record:** 3-3 (.500)
Postseason Series: 0-0 (.000) **Road Record:** 0-4 (.000)

Date	Location	Result	Attendance
Nov. 12, 2017	Jacksonville	W, 20-17 (OT)	60,835
Sept. 18, 2016	San Diego	L, 14-28	52,165
Nov. 29, 2015	Jacksonville	L, 25-31	59,477
Sept. 28, 2014	San Diego	L, 14-33	56,553
Oct. 20, 2013	Jacksonville	L, 6-24	59,550
Dec. 5, 2011	Jacksonville	L, 14-38	62,743
Sept. 19, 2010	San Diego	L, 13-38	62,691
Nov. 18, 2007	Jacksonville	W, 24-17	66,732
Oct. 10, 2004	San Diego	L, 21-34	52,101
Oct. 5, 2003	Jacksonville	W, 27-21	48,954

• The Jaguars defeated the Los Angeles Chargers, 20-17, in OT, one of two overtime games the team had in 2017 (New York Jets, 10/1). It marked Jacksonville's eighth-overall overtime victory and first since the team defeated Washington on Dec. 26, 2010.

SERIES RESULTS



LOS ANGELES RAMS

Head Coach: Sean McVay (since 2017 · 24-8, .750)
Stadium: Los Angeles Memorial Coliseum (since 2016 · 76,750)



Regular Season Series: 1-4 (.200) **Home Record:** 1-1 (.500)
Postseason Series: 0-0 (.000) **Road Record:** 0-3 (.000)

Date	Location	Result	Attendance
Oct. 15, 2017	Jacksonville	L, 17-27	56,232
Oct. 6, 2013	St. Louis	L, 20-34	54,266
Oct. 18, 2009	Jacksonville	W, 23-20 (OT)	42,088
Oct. 30, 2005	St. Louis	L, 21-24	65,251
Oct. 20, 1996	St. Louis	L, 14-17	60,066

MIAMI DOLPHINS

Head Coach: Brian Flores (since 2019 · 0-0)
Stadium: Hard Rock Stadium (since 1987 · 65,798)



Regular Season Series: 4-4 (.500) **Home Record:** 2-3 (.400)
Postseason Series: 1-0 (1.000) **Road Record:** 1-1 (.500)

Date	Location	Result	Attendance
Dec. 23, 2018	Miami	W, 17-7	65,798
Sept. 20, 2015	Jacksonville	W, 23-20	65,443
Oct. 26, 2014	Jacksonville	L, 13-27	65,633
Dec. 16, 2012	Miami	L, 3-24	53,667
Dec. 13, 2009	Jacksonville	L, 10-14	60,457
Dec. 3, 2006	Miami	W, 24-10	77,500
Oct. 12, 2003	Jacksonville	L, 10-24	66,437
Jan. 15, 2000	Jacksonville	W, 62-7 (Div.)	75,173
Oct. 12, 1998	Jacksonville	W, 28-21	74,051

· Jacksonville earned its 100th regular season victory in franchise history on Dec. 3, 2006 at Miami, 24-10, marking the club's only win at Sun Life Stadium.

· On Jan. 15, 2000, Jacksonville defeated the Dolphins convincingly, 62-7, in the Divisional round. The Jaguars' 62 points are the most scored in a postseason game in the Super Bowl era (since the 1966 season). The only team to score more points in an NFL playoff game are the Chicago Bears, who defeated the Washington Redskins, 73-0, on Dec. 8, 1940 in the NFL Championship game.

MINNESOTA VIKINGS

Head Coach: Mike Zimmer (since 2014 · 47-32, .594)
Stadium: U.S. Bank Stadium (since 2016 · 66,655)



Regular Season Series: 1-5 (.167) **Home Record:** 0-2 (.000)
Postseason Series: 0-0 (.000) **Road Record:** 1-3 (.250)

Date	Location	Result	Attendance
Dec. 11, 2016	Jacksonville	L, 16-25	62,701
Sept. 9, 2012	Minnesota	L, 23-26 (OT)	56,607
Nov. 23, 2008	Jacksonville	L, 12-30	65,064
Nov. 28, 2004	Minnesota	L, 16-27	64,004
Dec. 23, 2001	Minnesota	W, 33-3	64,150
Dec. 20, 1998	Minnesota	L, 10-50	64,363

NEW ENGLAND PATRIOTS

Head Coach: Bill Belichick (since 2000 · 225-79, .740)
Stadium: Gillette Stadium (since 2002 · 68,878)



Regular Season Series: 1-7 (.125) **Home Record:** 1-3 (.250)
Postseason Series: 1-4 (.200) **Road Record:** 0-4 (.000)

Date	Location	Result	Attendance
Sept. 16, 2018	Jacksonville	W, 31-20	68,527
Jan. 21, 2018	New England (AFC)	L, 20-24	65,878
Sept. 27, 2015	New England	L, 17-51	66,829
Dec. 23, 2012	Jacksonville	L, 16-23	70,251
Dec. 27, 2009	New England	L, 7-35	68,756
Jan. 12, 2008	New England (Div.)	L, 20-31	68,756
Dec. 24, 2006	Jacksonville	L, 21-24	67,164
Jan. 7, 2006	New England (WC)	L, 3-28	68,756
Dec. 14, 2003	New England	L, 13-27	68,436
Jan. 3, 1999	Jacksonville (WC)	W, 25-10	71,139
Dec. 7, 1997	Jacksonville	L, 20-16	73,446
Jan. 12, 1997	New England (AFC)	L, 6-20	60,190
Sept. 22, 1996	New England	L, 25-28 (OT)	59,446

· The Jaguars defeated the Patriots in the regular season for the first time in franchise history in a 31-20 victory on Sept. 16, 2018 at TIAA Bank Field.

· New England (five times) is one of only four teams that the Jaguars have faced multiple times in the postseason (Buffalo, Denver, Pittsburgh - twice). Jacksonville, which owns a 1-4 playoff record against the Patriots, earned its only postseason victory vs. New England in the Wild Card game on Jan. 3, 1999 (W, 25-10).

· The first overtime game in franchise history was on Sept. 22, 1996, when New England defeated Jacksonville, 28-25, at Foxboro Stadium.

NEW ORLEANS SAINTS

Head Coach: Sean Payton (since 2006 · 118-74, .615)
Stadium: Mercedes-Benz Superdome (since 1975 · 73,000)



Regular Season Series: 2-4 (.333) **Home Record:** 2-1 (.667)
Postseason Series: 0-0 (.000) **Road Record:** 0-3 (.000)

Date	Location	Result	Attendance
Dec. 27, 2015	New Orleans	L, 27-38	73,064
Oct. 2, 2011	Jacksonville	L, 10-23	62,471
Nov. 4, 2007	New Orleans	L, 24-41	70,009
Dec. 21, 2003	Jacksonville	W, 20-19	49,207
Nov. 21, 1999	Jacksonville	W, 41-23	69,772
Oct. 6, 1996	New Orleans	L, 13-17	34,231

· In the Jaguars' 41-23 victory vs. New Orleans on Nov. 21, 1999, QB **Mark Brunell** threw for 351 yards on just 30 attempts and is the only quarterback in franchise history to throw for at least 350 yards on 30 attempts or fewer.

NEW YORK GIANTS

Head Coach: Pat Shurmur (since 2018 · 5-11, .313)
Stadium: MetLife Stadium (since 2010 · 82,500)



Regular Season Series: 4-3 (.571) **Home Record:** 3-0 (1.000)
Postseason Series: 0-0 (.000) **Road Record:** 1-3 (.250)

Date	Location	Result	Attendance
Sept. 9, 2018	N.Y. Giants	W, 20-15	77,992
Nov. 30, 2014	Jacksonville	W, 25-24	64,687
Nov. 28, 2010	N.Y. Giants	L, 20-24	78,533
Nov. 20, 2006	Jacksonville	W, 26-10	67,164
Nov. 3, 2002	N.Y. Giants	L, 17-24	78,337
Dec. 23, 2000	N.Y. Giants	L, 25-28	77,924
Sept. 7, 1997	Jacksonville	W, 40-13	70,581

· The Jaguars improved to 13-11 in season openers after defeating the New York Giants, 20-15, in Week 1 of the 2018 season.

NEW YORK JETS

Head Coach: Adam Gase (since 2019 · 0-0)
Stadium: MetLife Stadium (since 2010 · 82,500)



Regular Season Series: 7-6 (.538) **Home Record:** 4-1 (.800)
Postseason Series: 0-1 (.000) **Road Record:** 3-5 (.375)

Date	Location	Result	Attendance
Sept. 30, 2018	Jacksonville	W, 31-12	65,353
Oct. 1, 2017	N.Y. Jets	L, 20-23 (OT)	77,562
Nov. 8, 2015	N.Y. Jets	L, 23-28	78,160
Dec. 9, 2012	Jacksonville	L, 10-17	67,027
Sept. 18, 2011	N.Y. Jets	L, 3-32	78,834
Nov. 15, 2009	N.Y. Jets	W, 24-22	76,313
Oct. 8, 2006	Jacksonville	W, 41-0	66,604
Sept. 25, 2005	N.Y. Jets	W, 26-20 (OT)	77,422
Nov. 23, 2003	N.Y. Jets	L, 10-13	77,614
Sept. 29, 2002	Jacksonville	W, 28-3	55,670
Oct. 11, 1999	N.Y. Jets	W, 16-6	78,216
Jan. 10, 1999	N.Y. Jets (Div.)	L, 24-34	78,817
Oct. 13, 1996	Jacksonville	W, 21-17	65,699
Sept. 17, 1995	N.Y. Jets	L, 10-27	49,970

· The Jaguars defeated the Jets, 31-12, in 2018, improving to 4-1 at home against the Jets.

· From Oct. 13, 1996-Nov. 15, 2009, the Jaguars went 6-1 (.857) vs. the Jets, posting two three-game winning streaks.

· Jacksonville's 41-0 shutout victory vs. the Jets on Oct. 8, 2006 is one of six shutouts in franchise history, while the 41-point differential marks the second largest point differential in a victory in team history, trailing only a 48-0 victory vs. Cleveland in 2000.

SERIES RESULTS



OAKLAND RAIDERS

Head Coach: Jon Gruden (since 2018 · 4-12, .250)
Coliseum: O.co Coliseum (since 1966 · 55,997)



Regular Season Series: 4-4 (.500) **Home Record:** 2-1 (.667)
Postseason Series: 0-0 (.000) **Road Record:** 2-3 (.400)

Date	Location	Result	Attendance
Oct. 23, 2016	Jacksonville	L, 16-33	62,614
Sept. 15, 2013	Oakland	L, 9-19	49,400
Oct. 21, 2012	Oakland	L, 23-26 (OT)	53,971
Dec. 12, 2010	Jacksonville	W, 38-31	58,304
Dec. 23, 2007	Jacksonville	W, 49-11	64,546
Jan. 2, 2005	Oakland	W, 13-6	41,112
Dec. 21, 1997	Oakland	W, 20-9	40,032
Sept. 15, 1996	Oakland	L, 3-17	46,291

· On Dec. 23, 2007, the Jaguars defeated the Raiders, 49-11, at TIAA Bank Field, marking the second-most points scored in a single game in regular season franchise history (W, 51-16 vs. Indianapolis on Dec. 13, 2015). Jacksonville's 38-point margin of victory was the third-largest advantage in team history.

PHILADELPHIA EAGLES

Head Coach: Doug Pederson (since 2016 · 29-19, .604)
Stadium: Lincoln Financial Field (since 2003 · 69,696)



Regular Season Series: 3-3 (.500) **Home Record:** 2-2 (.500)
Postseason Series: 0-0 (.000) **Road Record:** 1-1 (.500)

Date	Location	Result	Attendance
Oct. 28, 2018	London	L, 24-18	85,870
Sept. 7, 2014	Philadelphia	L, 17-34	69,596
Sept. 26, 2010	Jacksonville	L, 3-28	63,256
Oct. 29, 2006	Philadelphia	W, 13-6	69,249
Oct. 6, 2002	Jacksonville	W, 28-25	65,005
Oct. 12, 1997	Jacksonville	W, 38-21	69,150

PITTSBURGH STEELERS

Head Coach: Mike Tomlin (since 2007 · 125-66, .654)
Stadium: Heinz Field (since 2001 · 68,400)



Regular Season Series: 12-12 (.500) **Home Record:** 7-6 (.538)
Postseason Series: 2-0 (1.000) **Road Record:** 5-6 (.455)

Date	Location	Result	Attendance
Nov. 18, 2018	Jacksonville	L, 16-20	67,684
Jan. 14, 2018	Pittsburgh (Div.)	W, 45-42	64,524
Oct. 8, 2017	Pittsburgh	W, 30-9	66,237
Oct. 5, 2014	Jacksonville	L, 9-17	66,198
Oct. 16, 2011	Pittsburgh	L, 13-17	62,934
Oct. 5, 2008	Jacksonville	L, 21-26	65,908
Jan. 5, 2008	Pittsburgh (WC)	W, 31-29	63,629
Dec. 16, 2007	Pittsburgh	W, 29-22	58,793
Sept. 18, 2006	Jacksonville	W, 9-0	67,164
Oct. 16, 2005	Pittsburgh	W, 23-17 (OT)	63,891
Dec. 5, 2004	Jacksonville	L, 16-17	76,877
Dec. 1, 2002	Jacksonville	L, 23-25	55,260
Nov. 18, 2001	Pittsburgh	L, 7-20	62,644
Sept. 9, 2001	Jacksonville	W, 21-3	63,785
Nov. 19, 2000	Pittsburgh	W, 34-24	50,925
Oct. 1, 2000	Jacksonville	L, 13-24	64,351
Dec. 2, 1999	Jacksonville	W, 20-6	68,806
Oct. 3, 1999	Pittsburgh	W, 17-3	57,308
Dec. 28, 1998	Jacksonville	W, 21-3	74,143
Nov. 22, 1998	Pittsburgh	L, 15-30	59,124
Oct. 26, 1997	Pittsburgh	L, 17-23 (OT)	57,011
Sept. 22, 1997	Pittsburgh	W, 30-21	73,016
Nov. 17, 1996	Pittsburgh	L, 3-28	58,879
Sept. 1, 1996	Jacksonville	W, 24-9	70,210
Oct. 29, 1995	Pittsburgh	L, 7-24	54,516
Oct. 8, 1995	Jacksonville	W, 20-16	72,042

· Jacksonville defeated Pittsburgh twice in 2017 at Heinz Field (Oct. 8, 30-9; Jan. 14, 45-42), marking just the second time the Steelers have lost twice at home in the same season to the same opponent (also Jacksonville in 2007).

· Pittsburgh is one of three NFL teams that Jacksonville has defeated but never lost to in the playoffs, joining Buffalo (1-0) and Miami (1-0).

SAN FRANCISCO 49ERS

Head Coach: Kyle Shanahan (since 2018 · 10-22, .313)
Stadium: Levi's Stadium (since 2014 · 68,500)



Regular Season Series: 2-3 (.400) **Home Record:** 2-1 (.667)
Postseason Series: 0-0 (.000) **Road Record:** 0-2 (.000)

Date	Location	Result	Attendance
Dec. 24, 2017	San Francisco	L, 33-44	70,133
Oct. 27, 2013	London	L, 10-42	83,559
Nov. 29, 2009	San Francisco	L, 3-20	69,732
Dec. 18, 2005	Jacksonville	W, 10-9	64,764
Sept. 12, 1999	Jacksonville	W, 41-3	68,678

SEATTLE SEAHAWKS

Head Coach: Pete Carroll (since 2010 · 89-54, .622)
Stadium: CenturyLink Field (since 2002 · 68,740)



Regular Season Series: 3-5 (.375) **Home Record:** 3-2 (.600)
Postseason Series: 0-0 (.000) **Road Record:** 0-3 (.000)

Date	Location	Result	Attendance
Dec. 10, 2017	Jacksonville	W, 30-24	64,431
Sept. 22, 2013	Seattle	L, 17-45	68,087
Oct. 11, 2009	Seattle	L, 0-41	67,228
Sept. 11, 2005	Jacksonville	W, 26-14	65,204
Oct. 7, 2001	Seattle	L, 15-24	54,524
Nov. 12, 2000	Jacksonville	L, 21-28	68,063
Dec. 15, 1996	Jacksonville	W, 20-13	66,134
Nov. 12, 1995	Jacksonville	L, 30-47	71,290

TAMPA BAY BUCCANEERS

Head Coach: Bruce Arians (since 2019 · 0-0, .000)
Stadium: Raymond James Stadium (since 1998 · 65,890)



Regular Season Series: 4-2 (.667) **Home Record:** 3-0 (1.000)
Postseason Series: 0-0 (.000) **Road Record:** 1-2 (.333)

Date	Location	Result	Attendance
Oct. 11, 2015	Tampa Bay	L, 31-38	58,490
Dec. 11, 2011	Jacksonville	W, 41-14	62,562
Oct. 28, 2007	Tampa Bay	W, 24-23	65,133
Nov. 30, 2003	Jacksonville	W, 17-10	60,543
Nov. 15, 1998	Jacksonville	W, 29-24	72,974
Nov. 19, 1995	Tampa Bay	L, 16-17	71,629

· Jacksonville has won four of its last five contests vs. Tampa Bay. In the all-time series, five of the six outings have been determined by seven-or-fewer points.

TENNESSEE TITANS

Head Coach: Mike Vrabel (since 2018 · 9-7, .563)
Stadium: Nissan Stadium (since 1999 · 69,143)



Regular Season Series: 20-28 (.416) **Home Record:** 11-13 (.458)
Postseason Series: 0-1 (.000) **Road Record:** 9-15 (.375)

Date	Location	Result	Attendance
Dec. 6, 2018	Nashville	L, 9-30	60,344
Sept. 23, 2018	Jacksonville	L, 6-9	64,015
Dec. 31, 2017	Tennessee	L, 10-15	65,501
Sept. 17, 2017	Jacksonville	L, 16-37	61,709
Dec. 24, 2016	Jacksonville	W, 38-17	59,621
Oct. 27, 2016	Tennessee	L, 22-36	61,619
Dec. 6, 2015	Tennessee	L, 39-42	57,355
Nov. 19, 2015	Jacksonville	W, 19-13	60,121
Dec. 18, 2014	Jacksonville	W, 21-13	61,202
Oct. 12, 2014	Tennessee	L, 14-16	69,143
Dec. 22, 2013	Jacksonville	L, 16-20	60,559
Nov. 10, 2013	Tennessee	W, 29-27	69,143
Dec. 30, 2012	Tennessee	L, 20-38	69,143
Nov. 25, 2012	Jacksonville	W, 24-19	63,323
Dec. 24, 2011	Tennessee	L, 17-23	69,143
Sept. 11, 2011	Jacksonville	W, 16-14	61,619
Dec. 5, 2010	Tennessee	W, 17-6	69,143
Oct. 18, 2010	Jacksonville	L, 3-30	63,625
Nov. 1, 2009	Tennessee	L, 13-30	69,143
Oct. 4, 2009	Jacksonville	W, 37-17	49,014
Nov. 16, 2008	Jacksonville	L, 14-24	65,258
Sept. 7, 2008	Tennessee	L, 10-17	69,143
Nov. 11, 2007	Tennessee	W, 28-13	69,143

SERIES RESULTS



Date	Opponent	Result	Attendance
Sept. 9, 2007	Jacksonville	L, 10-13	65,437
Dec. 17, 2006	Tennessee	L, 17-24	69,143
Nov. 5, 2006	Jacksonville	W, 37-7	66,524
Jan. 1, 2006	Jacksonville	W, 40-13	65,485
Nov. 20, 2005	Tennessee	W, 31-28	69,149
Nov. 21, 2004	Jacksonville	L, 15-18	69,703
Sept. 26, 2004	Tennessee	W, 15-12	68,932
Nov. 16, 2003	Tennessee	L, 3-10	68,809
Oct. 26, 2003	Jacksonville	L, 17-30	55,918
Dec. 22, 2002	Jacksonville	L, 10-28	51,033
Oct. 13, 2002	Tennessee	L, 14-23	68,804
Nov. 4, 2001	Tennessee	L, 24-28	68,798
Sept. 23, 2001	Jacksonville	W, 13-6	65,994
Nov. 26, 2000	Jacksonville	W, 16-13	65,454
Oct. 16, 2000	Tennessee	L, 13-27	68,498
Jan. 23, 2000	Jacksonville	L, 14-33	75,206
Dec. 26, 1999	Tennessee	L, 14-41	66,641
Sept. 26, 1999	Jacksonville	L, 19-20	61,502
Dec. 13, 1998	Jacksonville	L, 13-16	65,657
Sept. 27, 1998	Tennessee	W, 27-22	34,656
Nov. 16, 1997	Jacksonville	W, 17-9	70,070
Nov. 2, 1997	Tennessee	W, 30-24	27,208
Dec. 8, 1996	Houston	W, 23-17	20,196
Sept. 8, 1996	Jacksonville	L, 27-34	66,468
Oct. 1, 1995	Houston	W, 17-16	36,346
Sept. 3, 1995	Jacksonville	L, 3-10	72,363

• Jacksonville has totaled 20 victories in the all-time series against Tennessee, which are the most wins against any opponent faced in franchise history.

• Jacksonville's first game in franchise history was against the Houston Oilers on Sept. 3, 1995 (L, 3-10). The club's first win came vs. Houston on Oct. 1, 1995 (W, 17-16).

• Jacksonville's 150th win in franchise history came against the Titans on Nov. 19, 2015 (W, 19-13) at TIAA Bank Field.

WASHINGTON REDSKINS



Head Coach: Jay Gruden (since 2014 • 35-44-1, .444)
Stadium: FedEx Field (since 1997 • 79,000)

Regular Season Series: 1-6 (.142) **Home Record:** 1-3 (.250)
Postseason Series: 0-0 (.000) **Road Record:** 0-3 (.000)

Date	Location	Result	Attendance
Dec. 16, 2019	Jacksonville	L, 13-16	67,577
Sept. 14, 2014	Washington	L, 10-41	80,037
Dec. 26, 2010	Jacksonville	L, 17-20 (OT)	63,470
Oct. 1, 2006	Washington	L, 30-36 (OT)	89,450
Nov. 10, 2002	Jacksonville	W, 26-7	66,665
Oct. 22, 2000	Jacksonville	L, 16-35	69,061
Sept. 28, 1997	Washington	L, 12-24	74,421

POSTSEASON MATCHUPS

Opponent	W-L	W%	PF Avg.	PA Avg.	Home	Away	Last
Buffalo	2-0	100.0	20.0	15.0	1-0	1-0	2017
Denver	1-1	.500	23.5	34.5	0-0	1-1	1997
Miami	1-0	100.0	62.0	7.0	1-0	0-0	1999
New England	1-4	.200	14.8	22.6	1-0	0-4	2017
N.Y. Jets	0-1	.000	24.0	34.0	0-0	0-1	1998
Pittsburgh	2-0	100.0	38.0	35.5	0-0	2-0	2017
Tennessee	0-1	.000	14.0	33.0	0-1	0-1	1999
Total	7-7	.500	24.1	25.5	3-1	4-6	

AFC OPPONENTS

AFC NORTH

Opponent	W-L	W%	PF Avg.	PA Avg.	Home	Away	Last
Cleveland	12-5	.706	22.5	14.9	5-3	7-2	2017
Baltimore	12-9	.571	22.8	19.1	7-3	5-6	2017
Cincinnati	12-9	.571	22.3	18.0	8-3	4-6	2017
Pittsburgh	12-11	.523	18.3	16.7	7-5	5-6	2017
Total	48-34	.585	21.5	17.2	27-14	21-20	

AFC EAST

Opponent	W-L	W%	PF Avg.	PA Avg.	Home	Away	Last
N.Y. Jets	7-6	.538	20.2	17.0	4-1	3-5	2018
Miami	4-4	.500	16.0	18.0	2-3	2-1	2018
Buffalo	6-9	.400	21.3	23.6	3-4	3-5	2018
New England	1-7	.000	18.8	30.0	1-3	0-4	2018
Total	18-26	.409	19.6	17.8	9-8	6-16	

AFC SOUTH

Opponent	W-L	W%	PF Avg.	PA Avg.	Home	Away	Last
Tennessee	20-28	.417	18.8	20.8	11-14	9-14	2018
Houston	13-21	.406	19.9	22.0	8-9	5-12	2018
Indianapolis	13-23	.361	20.1	22.1	8-10	5-13	2018
Total	46-72	.389	19.6	22.2	27-33	17-39	

AFC WEST

Opponent	W-L	W%	PF Avg.	PA Avg.	Home	Away	Last
Kansas City	6-6	.500	19.8	24.4	4-2	2-4	2018
Denver	5-5	.500	18.8	22.1	3-2	2-3	2016
Oakland	4-4	.500	21.5	18.6	2-1	2-3	2016
L.A. Chargers	3-7	.300	17.6	30.4	2-3	0-4	2016
Total	18-22	.450	20.2	22.4	12-9	8-14	

NFC OPPONENTS

NFC NORTH

Opponent	W-L	W%	PF Avg.	PA Avg.	Home	Away	Last
Detroit	3-3	.500	21.8	25.7	2-1	1-2	2016
Green Bay	2-4	.333	20.2	24.0	1-3	1-1	2016
Chicago	3-4	.429	19.3	28.2	1-2	2-2	2016
Minnesota	1-5	.167	18.3	26.8	0-2	1-3	2016
Total	9-16	.360	19.9	26.2	4-8	5-8	

NFC EAST

Opponent	W-L	W%	PF Avg.	PA Avg.	Home	Away	Last
Philadelphia	3-3	.500	19.5	23.4	2-2	1-1	2018
N.Y. Giants	4-3	.571	24.7	20.5	3-0	1-3	2018
Dallas	3-4	.429	21.0	23.8	1-2	2-2	2018
Washington	1-6	.143	17.7	25.8	1-2	0-3	2014
Total	11-16	.407	21.9	23.0	7-6	3-9	

NFC SOUTH

Opponent	W-L	W%	PF Avg.	PA Avg.	Home	Away	Last
Tampa Bay	4-2	.667	26.3	21.0	3-0	1-2	2015
Atlanta	3-3	.500	17.8	19.3	2-1	1-2	2015
Carolina	3-3	.500	20.8	16.7	2-1	1-2	2015
New Orleans	2-4	.333	22.5	26.8	2-1	0-3	2015
Total	12-12	.500	21.9	21.0	9-3	3-9	

NFC WEST

Opponent	W-L	W%	PF Avg.	PA Avg.	Home	Away	Last
Arizona	2-3	.400	24.6	22.4	1-2	1-1	2017
San Francisco	2-3	.400	19.4	23.6	2-1	0-2	2017
Seattle	3-5	.375	19.9	29.5	3-2	0-3	2017
L.A. Rams	1-4	.200	19.0	24.4	1-1	0-3	2017
Total	8-15	.348	20.6	25.5	7-6	1-9	

1995 STATISTICS



HEAD COACH: TOM COUGHLIN

RECORD: 4-12 (.250)

STANDINGS: 5TH, AFC CENTRAL

DATE	OPPONENT	RESULT	ATT.
Sept. 3	Houston	L, 3-10	72,363
Sept. 10	at Cincinnati	L, 17-24	48,318
Sept. 17	at N.Y. Jets	L, 10-27	49,970
Sept. 24	Green Bay	L, 14-24	66,744
Oct. 1	at Houston	W, 17-16	36,346
Oct. 8	Pittsburgh	W, 20-16	72,042
Oct. 15	Chicago	L, 27-30	72,020
Oct. 22	at Cleveland	W, 23-15	64,405
Oct. 29	at Pittsburgh	L, 7-24	54,516
Nov. 12	Seattle	L, 30-47	71,290
Nov. 19	at Tampa Bay	L, 16-17	71,629
Nov. 26	Cincinnati	L, 13-17	68,249
Dec. 3	at Denver	L, 23-31	72,231
Dec. 10	Indianapolis	L, 31-41	66,099
Dec. 17	at Detroit	L, 0-44	70,204
Dec. 24	Cleveland	W, 24-21	66,007

	JAGUARS	OPP.
TOTAL FIRST DOWNS	283	320
Rushing	100	121
Passing	154	177
Penalty	29	22
3rd Down: Made/Att.	74/205	107/222
3rd Down Pct.	36.1	48.2
4th Down: Made/Att.	6/15	10/16
4th Down Pct.	40.0	62.5
POSSESSION AVG.	28:37	31:23
TOTAL NET YARDS	4,495	5,515
Average Per Game	280.9	344.7
Total Plays	962	1,030
Average Per Play	4.7	5.4
NET YARDS RUSHING	1,705	2,003
Average Per Game	106.6	125.2
Total Rushes	410	504
NET YARDS PASSING	2,790	3,512
Average Per Game	174.4	219.5
Sacked/Yards Lost	57/354	17/72
Gross Yards	3,144	3,584
Att./Comp.	495/275	509/304
Completion Pct.	55.6	59.7
Had Intercepted	15	13
PUNTS/AVERAGE	82/43.8	61/42.0
NET PUNTING AVG.	38.6	36.1
PENALTIES/YARDS	121/970	102/958
FUMBLES/BALL LOST	23/13	22/11
TOUCHDOWNS	31	46
Rushing	9	17
Passing	19	28
Returns	3	1

BY PERIODS	1	2	3	4	OT	PTS
Jaguars	64	67	28	116	0	275
Opponents	75	138	91	100	0	404

SCORING	TD	RU	PA	RT	PAT	FG	S	TP
Hollis	0	0	0	0	27/28	20/27	0	87
Jackson	5	0	5	0			0	32
Smith	5	0	3	2			0	30
Brunell	4	4	0	0			0	24
Givins	3	0	3	0			0	18
Stewart	3	2	1	0			0	18
Tillman	3	0	3	0			0	18
Dunbar	2	2	0	0			0	12
Mitchell	2	0	2	0			0	12
Christopherson	1	1	0	0			0	6
Howard	1	0	1	0			0	6
Jordan	1	0	1	0			0	6
Washington	1	0	0	1			0	6
Jaguars	31	9	19	3	27/28	20/27	0	275
Opponents	46	17	28	1	45/45	27/31	1	404

RUSHING	NO	YDS	AVG	LG	TD
Stewart	137	525	3.8	22	2
Brunell	67	480	7.2	27t	4
Dunbar	110	361	3.3	26	2
Maston	41	186	4.5	21	0
Jordan	21	62	3.0	10	0
Beuerlein	5	32	6.4	13	0
Cobb	9	18	2.0	5	0
Johnson	3	17	5.7	7	0
Christopherson	16	16	1.0	10	1
Howard	1	8	8.0	8	0
Jaguars	410	1,705	4.2	27t	9
Opponents	504	2,003	4.0	86t	17

RECEIVING	NO	YDS	AVG	LG	TD
Jackson	53	589	11.1	45	5
Mitchell	41	527	12.9	35	2
Tillman	30	368	12.3	28	3
Givins	29	280	9.7	18	3
Howard	26	276	10.6	24	1
J. Smith	22	288	13.1	33	3
Stewart	21	190	9.0	38	1
Maston	18	131	7.3	19	0
Griffith	16	243	15.2	39	0
Marsh	7	127	18.1	34	0
Jordan	5	89	17.8	71t	1
Keith	3	20	6.7	9	0
Dunbar	2	11	5.5	8	0
Laro	1	6	6.0	6	0
Christopherson	1	-1	-1.0	-1	0
Jaguars	275	3,144	11.4	71t	19
Opponents	304	3,584	11.8	68t	28

INTERCEPTIONS	NO	YDS	AVG	LG	TD
Colon	3	46	15.3	41	0
Williams	2	19	9.5	16	0
Goganious	2	11	5.5	6	0
Washington	1	48	48.0	48t	1
Carrington	1	17	17.0	17	0
Smeenge	1	12	12.0	12	0
Grow	1	2	2.0	2	0
Clark	1	0	0.0	0	0
Dumas	1	0	0.0	0	0
Jaguars	13	155	11.9	48t	1
Opponents	15	178	11.9	45	0

PUNTING	NO	YDS	AVG	NET	TB	IN	LG	B
Barker	82	3,591	43.8	38.6	5	19	63	0
Jaguars	82	3,591	43.8	38.6	5	19	63	0
Opponents	61	2,564	42.0	36.1	6	30	58	1

PUNT RET.	NO	FC	YDS	AVG	LG	TD
Howard	24	8	246	10.3	40	0
Givins	2	0	-7	-3.5	-1	0
Tillman	2	0	6	3.0	9	0
Jackson	1	0	-2	-2.0	-2	0
Jaguars	29	8	243	8.4	40	0
Opponents	45	11	323	7.2	25	0

KICKOFF RET.	NO	YDS	AVG	LG	TD
J. Smith	24	540	22.5	89t	1
Jackson	19	404	21.3	47	0
Marsh	15	323	21.5	39	0
Howard	10	178	17.8	24	0
Dunbar	2	32	16.0	21	0
Jordan	2	41	20.5	21	0
Griffith	1	9	9.0	9	0
Maston	1	5	5.0	5	0
Jaguars	74	1,532	20.7	94t	1
Opponents	54	1,278	23.7	95t	1

2-POINT CONVERSIONS: W. Jackson
Jaguars 1-3; Opponents 0-1

FGs	1-19	20-29	30-39	40-49	50+
Hollis	0/0	7/9	7/8	4/7	2/3
Jaguars	0/0	7/9	7/8	4/7	2/3
Opponents	2/2	10/10	9/9	5/8	1/2

Hollis: (36N, 26G), (29G), (34G), (), (22G), (53G, 32G), (47N, 49G, 40G, 54N), (31G), (), (26G, 50G, 29G), (22G), (41N, 47B, 36G, 39G), (47G), (27B, 37G), (27N), (42G, 21G, 34G)

Opponents: (19G), (42G, 48N), (21G, 48G), (47N, 49G), (29G, 53G, 32G, 52N), (41G, 19G, 22G), (25G, 21G, 20G), (36G, 29G, 21G), (36G), (25G), (33G), (31G), (38G), (22G, 44G), (38G, 39G, 33G), (40N)

SACKS: Smeenge 4.0, Davey 3.0, Lageman 3.0, Logan 3.0, Mayfield 1.5, Pritchett 1.5, Frase 1.0

Jaguars 17; Opponents 57

TACKLES (Solo-Assists-Total): Schwartz (88-73-161), Goganious (59-73-132), Pritchett (50-51-101), Colon (58-22-80), J. Williams (49-30-79), Davey (39-36-75), Smeenge (40-33-73), V. Clark (59-10-69), Washington (57-8-65), Lageman (35-20-55), Dumas (36-18-54), M. Williams (26-23-49), T. Davis (30-11-41), Thomas (32-7-39), Mayfield (18-16-34), McManus (15-16-31), Frase (16-13-29), Carrington (14-4-18), Logan (10-6-16), Grow (4-5-9), Stephens (3-6-9), Carter (3-5-8), Sheppard (6-1-7), Hall (5-1-6), Green (4-2-6), R. Clark (1-4-5), Miller (0-2-2), Thompson (0-2-2)

USUAL STARTING LINEUP

OFFENSE

- QB Mark Brunell (10)
- Steve Beuerlein (6)
- RB James Stewart (8)
- Vaughn Dunbar (6)
- FB Le'Shai Maston (10)
- WR Ernest Givins (9)
- Jimmy Smith (4)
- WR Willie Jackson (10)
- Desmond Howard (6)
- LT Tony Boselli (12)
- LG Shawn Bouwens (9)
- Jeff Novak (7)
- C Dave Widell (16)
- RG Tom Myslinski (9)
- Ben Coleman (5)
- RT Brian DeMarco (16)
- TE Rich Griffith (15)
- Pete Mitchell (5)

DEFENSE

- LE Joel Smeenge (11)
- LT Kelvin Pritchett (16)
- RT Don Davey (12)
- RE Jeff Lageman (11)
- Paul Frase (5)
- SLB Keith Goganious (10)
- James Williams (6)
- MLB Bryan Schwartz (9)
- Keith Goganious (5)
- WLB Mark Williams (10)
- Joel Smeenge (4)
- LCB Vinnie Clark (16)
- RCB Mickey Washington (16)
- LS Harry Colon (11)
- Travis Davis (5)
- RS Mike Dumas (8)
- Harry Colon (5)

PASSING	ATT	CMP	PCT	YDS	YDS/ATT	TD	INT	LG	SK/YDS	RTG
Brunell	346	201	58.1	2,168	6.27	15	7	45	39/238	82.6
Beuerlein	142	71	50.0	952	6.70	4	7	71t	17/103	60.5
Johnson	7	3	42.9	24	3.43	0	1	19	1/13	12.5
Jaguars	495	275	55.6	3,144	6.35	19	15	71t	57/354	75.0
Opponents	509	304	59.7	3,584	7.04	28	13	68t	17/72	88.9

1996 STATISTICS



HEAD COACH: TOM COUGHLIN

RECORD: 9-7 (.563)

STANDINGS: 5TH, AFC CENTRAL

DATE	OPPONENT	RESULT	ATT.
Sept. 1	Pittsburgh	W, 24-9	70,210
Sept. 8	Houston	L, 27-34	66,468
Sept. 15 at	Oakland	L, 3-17	46,291
Sept. 22 at	New England	L, 25-28 (OT)	59,446
Sept. 29	Carolina	W, 24-14	71,537
Oct. 6 at	New Orleans	L, 13-17	34,231
Oct. 13	N.Y. Jets	W, 21-17	65,699
Oct. 20 at	St. Louis	L, 14-17	60,066
Oct. 27 at	Cincinnati	L, 21-28	45,890
Nov. 10	Baltimore	W, 30-27	64,628
Nov. 17 at	Pittsburgh	L, 3-28	58,879
Nov. 24 at	Baltimore	W, 28-25 (OT)	57,384
Dec. 1	Cincinnati	W, 30-27	57,408
Dec. 8 at	Houston	W, 23-17	20,196
Dec. 15	Seattle	W, 20-13	66,134
Dec. 22	Atlanta	W, 19-17	71,449
Dec. 28 at	Buffalo	W, 30-27	70,213
Jan. 4 at	Denver	W, 30-27	75,678
Jan. 12 at	New England	L, 6-20	60,190

	JAGUARS	OPP.
TOTAL FIRST DOWNS	325	316
Rushing	90	110
Passing	208	181
Penalty	27	25
3rd Down: Made/Att.	87/208	93/211
3rd Down Pct.	41.8	44.1
4th Down: Made/Att.	5/8	3/8
4th Down Pct.	62.5	37.5
POSSESSION AVG.	31:18	28:42
TOTAL NET YARDS	5,760	5,095
Average Per Game	360.0	318.4
Total Plays	1,038	993
Average Per Play	5.5	5.1
NET YARDS RUSHING	1,650	1781
Average Per Game	103.1	111.3
Total Rushes	431	447
NET YARDS PASSING	4,110	3,314
Average Per Game	256.9	207.1
Sacked/Yards Lost	50/257	37/237
Gross Yards	4,367	3,551
Att./Comp.	557/353	509/291
Completion Pct.	63.4	57.2
Had Intercepted	20	13
PUNTS/AVERAGE	69/43.7	71/42.0
NET PUNTING AVG.	69/35.6	71/34.5
PENALTIES/YARDS	127/1006	97/800
FUMBLES/BALL LOST	29/10	26/14
TOUCHDOWNS	33	37
Rushing	13	9
Passing	19	24
Returns	1	4

BY PERIODS	1	2	3	4	OT	PTS
Jaguars	68	80	80	94	3	325
Opponents	70	117	65	80	3	335

SCORING	TD	RU	PA	RT	PAT	FG	S	TP
Hollis	0	0	0	0	27/27	30/36	0	117
Stewart	10	8	2	0			0	60
Smith	7	0	7	0			0	42
Brunell	3	3	0	0			0	22
McCardell	3	0	3	0			0	22
Jackson	3	0	3	0			0	20
Means	3	2	1	0			0	18
Rison	2	0	2	0			0	12
Mitchell	1	0	1	0			0	6
Washington	1	0	0	1			0	6
Jaguars	33	13	19	1	27/27	30/36	0	325
Opponents	37	9	24	4	33/35	26/34	0	335

RUSHING	NO	YDS	AVG	LG	TD
Stewart	190	723	3.8	34	8
Means	152	507	3.3	35	2
Brunell	80	396	5.0	33	3
Maston	8	22	2.8	7	0
Jackson	1	2	2.0	2	0
Jaguars	431	1,650	3.8	35	13
Opponents	447	1,781	4.0	76	9

RECEIVING	NO	YDS	AVG	LG	TD
McCardell	85	1,129	13.3	52	3
Smith	83	1,244	15.0	62	7
Mitchell	52	575	11.1	30	1
Rison	34	458	13.5	61t	2
Jackson	33	486	14.7	58	3
Stewart	30	177	5.9	21t	2
Brown	17	141	8.3	16	0
Means	7	45	6.4	11t	1
Maston	6	54	9.0	17	0
Griffith	5	53	10.6	18	0
Hallock	1	5	5.0	5	0
Jaguars	353	4,367	12.4	62	19
Opponents	291	3,551	12.2	63t	24

INTERCEPTIONS	NO	YDS	AVG	LG	TD
Hudson	2	25	12.5	21	0
Hardy	2	19	9.5	13	0
Thomas	2	7	3.5	8	0
Davis	2	0	0.0	0	0
Brackens	1	27	27.0	27	0
Hall	1	20	20.0	20	0
Clark	1	15	15.0	15	0
Washington	1	1	1.0	1	0
Beasley	1	0	0.0	0	0
Jaguars	13	114	8.8	27	0
Opponents	20	370	18.5	92t	3

PUNTING	NO	YDS	AVG	NET	TB	IN	LG	B
Barker	69	3,016	43.7	35.6	8	16	62	0
Jaguars	69	3,016	43.7	35.6	8	16	62	0
Opponents	71	2,979	42.0	34.5	9	19	70	0

PUNT RET.	NO	FC	YDS	AVG	LG	TD
Hudson	32	12	348	10.9	60	0
McCardell	1	1	2	2.0	2	0
Thomas	1	0	1	1.0	1	0
Jaguars	34	13	351	10.3	60	0
Opponents	44	7	400	9.1	40	0

KICKOFF RET.	NO	YDS	AVG	LG	TD
Jordan	26	553	21.3	73	0
Brooks	17	412	24.2	36	0
Bullard	7	157	22.4	36	0
Jackson	7	149	21.3	27	0
Bell	6	119	19.8	28	0
Griffith	2	24	12.0	16	0
Maston	2	49	24.5	29	0
Jaguars	67	1,463	21.8	73	0
Opponents	71	1,674	23.6	62	0

2-POINT CONVERSIONS: Brunell 2, McCardell 2, Jackson
Jaguars 5-6, Opponents 1-2

FGs	1-19	20-29	30-39	40-49	50+
Hollis	2/2	9/9	12/14	5/8	2/3
Jaguars	2/2	9/9	12/14	5/8	2/3
Opponents	0/0	16/16	5/7	5/10	0/1

Hollis: (52G), (38G, 37G, 31N), (33G), (42N, 27G), (53G), (48N, 36G, 19G), (35G, 40G), (1), (1), (23G, 33G, 24G), (40G), (29G, 41N, 34G), (25G, 46G, 40G, 39G, 39G, 20G), (51N, 34G, 38G, 31G), (36G, 19G, 39G), (23G, 26G, 22G, 42G)

Opponents: (48G, 29G, 23G), (32G, 29G), (32G), (23G, 30G, 29G, 44N, 41G, 40G), (45N), (27G), (20G, 36N), (25G), (1), (21G, 21G), (51N), (21G, 29G, 41G, 33G, 49N), (42B, 22G, 34G), (44N, 27G), (27G, 24G), (46G, 30N)

SACKS: Simmons 7.5, Brackens 7.0, Hardy 5.5, Smeenge 5.0, Lageman 4.5, Pritchett 2.0, Beasley 1.0, Jurkovic 1.0, Robinson 1.0, Davey 0.5, T. Davis 0.5, Hudson 0.5

Jaguars 37, Opponents 50

TACKLES (Solo-Assists-Total): Robinson (67-98-165), Hardy (65-65-130), McManus (57-62-119), Washington (65-9-74), Jurkovic (39-33-72), Simmons (25-41-66), Brackens (43-22-65), T. Davis (40-25-65), Hudson (50-14-64), Lageman (46-16-64), Hall (42-18-60), Davey (26-34-60), Smeenge (20-23-43), Schwartz (20-22-42), Pritchett (17-22-39), Thomas (33-3-36), Massey (30-4-34), Beasley (25-6-31), Clark (15-1-16), Boyer (3-4-7), Frase (1-6-7), Logan (4-0-4), Brooks (4-0-4), Bell (2-1-3), A. Davis (0-2-2)

USUAL STARTING LINEUP

OFFENSE

- QB Mark Brunell (16)
- RB James Stewart (11)
- Natrone Means (4)
- FB Le'Shai Maston (8)
- WR Keenan McCardell (15)
- WR Andre Rison (9)
- Jimmy Smith (7)
- TE Derek Brown (14)
- Pete Mitchell (7)
- LT Tony Boselli (16)
- LG Ben Coleman (16)
- C Dave Widell (14)
- RG Brian DeMarco (9)
- Rich Tylski (7)
- RT Leon Searcy (16)

DEFENSE

- LE Joel Smeenge (10)
- Jeff Lageman (6)
- LT Don Davey (11)
- RT John Jurkovic (14)
- RE Clyde Simmons (13)
- SLB Kevin Hardy (15)
- MLB Tom McManus (11)
- WLB Eddie Robinson (15)
- LCB Aaron Beasley (5)
- Dave Thomas (5)
- Vinnie Clark (4)
- RCB Mickey Washington (16)
- LS Dana Hall (9)
- Travis Davis (7)
- RS Chris Hudson (16)

PASSING	ATT	CMP	PCT	YDS	YDS/ATT	TD	INT	LG	SK/YDS	RTG
Brunell	557	353	63.4	4,367	7.84	19	20	62	50/257	84.0
Jaguars	557	353	63.4	4,367	7.84	19	20	62	50/257	84.0
Opponents	509	291	57.2	3,551	6.98	24	13	63t	37/237	83.9

1997 STATISTICS



HEAD COACH: TOM COUGHLIN

RECORD: 11-5 (.688)

STANDINGS: 2nd, AFC CENTRAL

DATE	OPPONENT	RESULT	ATT.
Aug. 31	at Baltimore	W, 28-27	61,018
Sept. 7	N.Y. Giants	W, 40-13	70,581
Sept. 22	Pittsburgh	W, 30-21	73,016
Sept. 28	at Washington	L, 12-24	74,421
Oct. 5	Cincinnati	W, 21-13	67,128
Oct. 12	Philadelphia	W, 38-21	69,150
Oct. 19	at Dallas	L, 22-26	64,464
Oct. 26	at Pittsburgh	L, 17-23 (OT)	57,011
Nov. 2	at Tennessee	W, 30-24	27,208
Nov. 9	Kansas City	W, 24-10	70,444
Nov. 16	Tennessee	W, 17-9	70,070
Nov. 23	at Cincinnati	L, 26-31	55,158
Nov. 30	Baltimore	W, 29-27	63,712
Dec. 7	New England	L, 20-26	73,446
Dec. 14	at Buffalo	W, 20-14	41,231
Dec. 21	at Oakland	W, 20-9	40,032
Dec. 27	at Denver	L, 17-42	74,481

TOTAL FIRST DOWNS	JAGUARS	OPP.
Rushing	308	318
Passing	103	107
Penalty	187	190
3rd Down: Made/Att.	18	21
3rd Down Pct.	82/209	102/226
4th Down: Made/Att.	39.2	45.1
4th Down Pct.	5/12	12/23
POSSSESSION AVG.	41.7	52.2
TOTAL NET YARDS	29:40	30:20
Average Per Game	5,424	5,238
Total Plays	339.0	327.4
Average Per Play	998	1,035
NET YARDS RUSHING	5.4	5.1
Average Per Game	1,720	1,734
Total Rushes	107.5	108.4
NET YARDS PASSING	454	455
Average Per Game	3,704	3,504
Sacked/Yards Lost	231.5	219.0
Gross Yards	40/218	48/331
Att./Comp.	3,922	3,835
Completion Pct.	504/313	532/320
Had Intercepted	62.1	60.2
PUNTS/AVERAGE	66/44.9	73/41.9
NET PUNTING YARDS	66/38.8	73/34.4
PENALTIES/YARDS	110/914	90/800
FUMBLES/BALL LOST	17/11	26/15
TOUCHDOWNS	43	39
Rushing	20	12
Passing	20	24
Returns	3	3

BY PERIODS	1	2	3	4	OT	PTS
Jaguars	117	111	66	100	0	394
Opponents	65	91	58	98	6	318

SCORING	TD	RU	PA	RT	PAT	FG	S	TP
Hollis	0	0	0	0	41/41	31/36	0	134
Means	9	9	0	0			0	54
Stewart	9	8	1	0			0	54
McCardell	5	0	5	0			0	30
Mitchell	4	0	4	0			0	24
Smith	4	0	4	0			0	24
Jackson	2	0	2	0			0	14
Brunell	2	2	0	0			0	12
Hudson	2	0	0	2			0	12
Jones	2	0	2	0			0	12
Barlow	1	0	0	1			0	6
Brown	1	0	1	0			0	6
Hallock	1	0	1	0			0	6
Johnson	1	1	0	0			0	6
Jaguars	43	20	20	3	41/41	31/36	0	394
Opponents	39	12	24	3	31/32	17/25	0	318

RUSHING	NO	YDS	AVG	LG	TD
Means	244	823	3.4	20	9
Stewart	136	555	4.1	33	8
Brunell	48	257	5.4	15	2
Johnson	10	34	3.4	25t	1
Hallock	4	21	5.3	11	0
Jackson	3	14	4.7	13	0
Matthews	1	10	10.0	10	0
Shelton	6	4	0.7	2	0
Jordan	1	2	2.0	2	0
Barker	1	0	0.0	0	0
Jaguars	454	1,720	3.8	33	20
Opponents	455	1,734	3.8	30	12

RECEIVING	NO	YDS	AVG	LG	TD
McCardell	85	1,164	13.7	60	5
Smith	82	1,324	16.1	75	4
Stewart	41	336	8.2	40	1
Mitchell	35	380	10.9	33	4
Hallock	18	131	7.3	23	1
Jackson	17	206	12.1	45	2
Means	15	104	6.9	21	0
Brown	8	84	10.5	21	1
Jones	5	87	17.4	26t	2
Barlow	5	74	14.8	29	0
Hall	1	22	22.0	22	0
Moore	1	10	10.0	10	0
Jaguars	313	3,922	12.5	75	20
Opponents	320	3,835	12.0	64t	24

INTERCEPTIONS	NO	YDS	AVG	LG	TD
Figures	5	48	9.6	32	0
Hudson	3	26	8.7	23	0
Thomas	2	34	17.0	23	0
Davis	1	23	23.0	23	0
Kopp	1	9	9.0	9	0
Beasley	1	5	5.0	5	0
Robinson	1	0	0.0	0	0
Jaguars	14	145	10.4	32	0
Opponents	9	184	20.4	47t	2

PUNTING	NO	YDS	AVG	NET	TB	IN	LG	B
Barker	66	2,964	44.9	38.8	8	27	64	0
Jaguars	65	2,964	44.9	38.8	8	27	64	0
Opponents	73	3,060	41.9	34.4	7	20	72	1

PUNT RET.	NO	FC	YDS	AVG	LG	TD
Barlow	36	16	412	11.4	52	0
Jaguars	36	16	412	11.4	52	0
Opponents	29	7	241	8.3	25	0

KICKOFF RET.	NO	YDS	AVG	LG	TD
Jackson	32	653	20.4	38	0
Barlow	10	267	26.7	92t	1
Logan	10	236	23.6	39	0
Mitchell	2	17	8.5	12	0
Davis	1	9	9.0	9	0
Hallock	1	6	6.0	6	0
Moore	1	36	36.0	36	0
Parker	1	9	9.0	9	0
Jaguars	58	1,233	21.3	92t	1
Opponents	77	1,730	22.5	85	0

2-POINT CONVERSIONS: Jackson
Jaguars 1-2, Opponents 1-6

FGs	1-19	20-29	30-39	40-49	50+
Hollis	2/2	12/14	8/9	7/9	2/2
Jaguars	2/2	12/14	8/9	7/9	2/2
Opponents	1/1	3/3	9/12	4/8	0/1

Hollis: (43N), (29G, 52G, 35N, 42G), (29N, 20G, 45G, 38N, 27G), (30G, 42G, 25G, 47G), (27N), (38G), (0), (20G), (30G, 30G, 37G), (52G), (23G), (21G, 35G, 29G, 25G), (41G, 42G, 31G, 29G, 22G), (44N), (19G, 47G), (19G, 23G)

Opponents: (33G, 25G), (0), (40B), (33N, 41G), (0), (43N), (37G, 21G, 63N), (19G), (33N, 36G, 41N), (45G), (41N, 35G), (20G), (0), (44G, 41G, 33G, 39G, 32N), (38G, 31G), (33G)

SACKS: Simmons 8.5, Brackens 7.0, Smeenge 6.5, Lageman 5.0, Davey 3.0, Pritchett 3.0, Hardy 2.5, Wynn 2.5, Davis 2.0, Robinson 2.0, Boyer 1.5, Hamilton 1.0, Kopp 1.0, Tuaolo 1.0, Schwartz 0.5
Jaguars 48, Opponents 40

TACKLES (Solo-Assists-Total): Schwartz (69-96-165), Robinson (70-91-161), T. Davis (88-28-116), Thomas (75-13-88), Hudson (61-19-80), Hardy (34-39-73), Simmons (31-40-71), Figures (60-3-63), Brackens (36-26-62), Wynn (25-35-60), Lageman (26-30-56), Smeenge (25-30-55), Davey (16-38-54), Pritchett (20-24-44), Boyer (27-16-43), Payne (13-19-32), Beasley (26-5-31), Tuoalo (12-14-26), Kopp (7-7-14), Hall (11-3-14), Devine (7-1-0), Jurkovic (4-2-0), White (3-3-6), Logan (5-0-5), Hamilton (2-1-3), Brooks (1-1-2), Parker (0-1-1)

USUAL STARTING LINEUP

OFFENSE

- QB Mark Brunell (14)
- RB Natrone Means (11)
- James Stewart (5)
- FB Ty Hallock (7)
- WR Keenan McCardell (16)
- WR Jimmy Smith (16)
- TE Pete Mitchell (12)
- Derek Brown (8)
- LT Tony Boselli (12)
- LG Ben Coleman (12)
- C Dave Widell (12)
- Michael Cheever (4)
- RG Rich Tylski (11)
- Brian DeMarco (5)
- RT Leon Searcy (16)

DEFENSE

- LE Jeff Lageman (16)
- LT Renaldo Wynn (8)
- Kelvin Pritchett (5)
- RT Don Davey (10)
- Seth Payne (5)
- RE Clyde Simmons (13)
- SLB Kevin Hardy (11)
- MLB Bryan Schwartz (16)
- WLB Eddie Robinson (13)
- LCB Dave Thomas (9)
- Aaron Beasley (7)
- RCB Deon Figures (9)
- Dave Thomas (7)
- LS Travis Davis (16)
- RS Chris Hudson (16)

PASSING	ATT	CMP	PCT	YDS	YDS/ATT	TD	INT	LG	SK/YDS	RTG
Brunell	435	264	60.7	3,281	7.54	18	7	75	33/189	91.2
Matthews	40	26	65.0	275	6.88	0	0	43	1/0	84.9
Johnson	28	22	78.6	344	12.29	2	2	40	6/29	111.9
Barker	1	1	100.0	22	22.0	0	0	22	0/0	118.8
Jaguars	504	313	62.1	3,922	7.78	20	9	75	40/218	92.0
Opponents	532	320	60.2	3,835	7.21	24	14	64t	48/331	86.3

1998 STATISTICS



HEAD COACH: TOM COUGHLIN

RECORD: 11-5 (.688)

STANDINGS: 1st, AFC CENTRAL

DATE	OPPONENT	RESULT	ATT.
Sept. 6	at Chicago	W, 24-23	55,614
Sept. 13	Kansas City	W, 21-16	69,821
Sept. 20	Baltimore	W, 24-10	67,069
Sept. 27	at Tennessee	W, 27-22	34,656
Oct. 12	Miami	W, 28-21	74,051
Oct. 18	at Buffalo	L, 16-17	77,635
Oct. 25	at Denver	L, 24-37	75,217
Nov. 1	at Baltimore	W, 45-19	68,915
Nov. 8	Cincinnati	W, 24-11	67,040
Nov. 15	Tampa Bay	W, 29-24	72,974
Nov. 22	at Pittsburgh	L, 15-30	59,124
Nov. 29	at Cincinnati	W, 34-17	55,432
Dec. 6	Detroit	W, 37-22	70,717
Dec. 13	Tennessee	L, 13-16	65,657
Dec. 20	at Minnesota	L, 10-50	64,363
Dec. 28	Pittsburgh	W, 21-3	74,143
Jan. 3	New England	W, 25-10	71,139
Jan. 10	at N.Y. Jets	L, 24-34	78,817

	JAGUARS	OPP.
TOTAL FIRST DOWNS	287	309
Rushing	111	108
Passing	153	178
Penalty	23	23
3rd Down: Made/Att	94/220	81/222
3rd Down Pct.	42.7	36.5
4th Down: Made/Att	4/8	10/20
4th Down Pct.	50.0	50.0
POSSESSION AVG.	28:59	31:01
TOTAL NET YARDS	5,214	5,559
Avg. Per Game	325.9	347.4
Total Plays	989	1,057
Avg. Per Play	5.3	5.3
NET YARDS RUSHING	2,102	2,000
Avg. Per Game	131.4	125.0
Total Rushes	487	450
NET YARDS PASSING	3,112	3,559
Avg. Per Game	194.5	222.4
Sacked/Yards Lost	39/231	30/209
Gross Yards	3,343	3,768
Att./Comp.	463/269	577/325
Completion Pct.	58.1	56.3
Had Intercepted	12	13
PUNTS/AVERAGE	85/45.0	78/43.5
NET PUNTING AVG.	85/38.5	78/34.0
PENALTIES/YARDS	121/898	109/953
FUMBLES/BALL LOST	18/8	25/17
TOUCHDOWNS	47	36
Rushing	19	9
Passing	24	23
Returns	4	4

BY PERIODS	1	2	3	4	OT	PTS
Jaguars	100	127	81	84	0	392
Opponents	42	138	53	105	0	338

SCORING	TD	RU	PA	RT	PAT	FG	S	TP
Hollis	0	0	0	0	45/45	21/26	0	108
Taylor	17	14	3	0			0	102
Smith	8	0	8	0			0	48
McCardell	6	0	6	0			0	38
Jones	4	0	4	0			0	24
Stewart	3	2	1	0			0	18
Mitchell	2	0	2	0			0	12
Banks	1	1	0	0			0	6
Barlow	1	0	0	1			0	6
Beasley	1	0	0	1			0	6
Darius	1	0	0	1			0	6
Quinn	1	1	0	0			0	6
Shelton	1	1	0	0			0	6
Whitted	1	0	0	1			0	6
Jaguars	47	19	24	4	45/45	21/26	0	392
Opponents	36	9	23	4	30/30	30/35	0	338

RUSHING	NO	YDS	AVG	LG	TD
Taylor	264	1,223	4.6	77t	14
Stewart	53	217	4.1	30	2
Brunell	49	192	3.9	18	0
Banks	26	140	5.4	51	1
Jones	39	121	3.1	21	0
Shelton	30	95	3.2	16	1
Quinn	11	77	7.0	17	1
Howard	7	16	2.3	5	0
Whitted	3	13	4.3	16	0
Martin	5	8	1.6	6	0
Jaguars	487	2,102	4.3	77t	19
Opponents	450	2,000	4.4	61	9

RECEIVING	NO	YDS	AVG	LG	TD
Smith	78	1,182	15.2	72t	8
McCardell	64	892	13.9	67t	6
Taylor	44	421	9.6	78t	3
Mitchell	38	363	9.6	38	2
Barlow	11	168	15.3	31	0
Shelton	10	79	7.9	19	0
Jones	8	90	11.3	31t	4
Stewart	6	42	7.0	19	1
Banks	4	20	5.0	10	0
Whitted	2	61	30.5	55	0
Jones	1	9	9.0	9	0
Moore	1	9	9.0	9	0
Crockett	1	4	4.0	4	0
Howard	1	3	3.0	3	0
Jaguars	269	3,343	12.4	78t	24
Opponents	325	3,768	11.6	79t	23

INTERCEPTIONS	NO	YDS	AVG	LG	TD
Beasley	3	35	11.7	34	0
Hudson	3	10	3.3	8	0
Hardy	2	40	20.0	24	0
Davis	2	34	17.0	34	0
Devine	1	0	0.0	0	0
Figures	1	0	0.0	0	0
Thomas	1	0	0.0	0	0
Jaguars	13	119	9.2	34	0
Opponents	12	216	18.0	78t	3

PUNTING	NO	YDS	AVG	NET	TB	IN	LG	B
Barker	85	3,824	45.0	38.5	11	28	65	0
Jaguars	85	3,824	45.0	38.5	11	28	65	0
Opponents	78	3,395	43.5	34.0	8	17	67	0

PUNT RET.	NO	FC	YDS	AVG	LG	TD
Barlow	43	14	555	12.9	85t	1
Logan	2	0	26	13.0	17	0
Jaguars	45	14	581	12.9	85t	1
Opponents	40	11	332	8.3	25	0

KICKOFF RET.	NO	YDS	AVG	LG	TD
Barlow	30	747	24.9	91	0
Logan	18	414	23.0	53	0
Banks	5	133	26.6	65	0
Jones	2	-1	-0.5	0	0
Mitchell	2	27	13.5	14	0
Fordham	1	0	0.0	0	0
Jones	1	21	21.0	21	0
McCardell	1	15	15.0	15	0
Sadowski	1	0	0.0	0	0
Moore	0	10	---	10	0
Jaguars	61	1,366	22.4	91	0
Opponents	76	1,858	24.4	88t	1

2-POINT CONVERSIONS: McCardell
Jaguars 1-2, Opponents 1-6

FGs	1-19	20-29	30-39	40-49	50+
Hollis	1/1	8/10	8/9	4/5	0/1
Jaguars	1/1	8/10	8/9	4/5	0/1
Opponents	1/1	7/7	12/12	7/11	3/4

Hollis: (23G) (37N, 21N) (34G, 25B) (18G, 36G) (45N) (35G, 23G, 27G) (45G, 51N) (33G) (39G) (31G, 27G, 34G) () (23G, 47G) (44G, 43G, 30G) (21G, 29G) (25G) ()

Opponents: (45G, 35G, 42N, 19G) (36G, 43G, 29G) (25G) (34G, 32G, 32G) (54N) (24G) (31G, 63G, 32G) () (50G) (34G) (38G, 29G, 41G) (42N, 30G) (47N, 34G, 24G, 45G) (28G, 30G, 41G) (48G, 53G, 44G) (47N, 24G)

SACKS: Smeenge 7.5, Paup 6.5, Brackens 3.5, Pritchett 3.0, White 3.0, Smith 2.0, Hardy 1.5, Boyer 1.0, Wynn 1.0, Davis 0.5, Jurkovic 0.5
Jaguars 30, Opponents 39

TACKLES (Solo-Assists-Total): Hardy (100-86-186), Schwartz (49-64-113), Paup (56-50-106), Darius (61-44-105), Beasley (70-16-86), Thomas (51-18-69), Smeenge (24-42-66), T. Davis (44-20-64), Hudson (44-20-64), Jurkovic (23-38-61), Wynn (25-33-58), McManus (17-32-49), Brackens (26-22-48), Figures (37-9-46), White (18-20-38), Pritchett (23-14-37), Logan (16-13-29), Boyer (11-15-26), F. Smith (9-17-26), Curry (4-11-15), Payne (5-8-13), Mason (5-4-9), Hamilton (2-3-5), Settles (3-1-4), McElmurry (2-1-3), Threats (1-1-2), Devine (1-0-1)

USUAL STARTING LINEUP

OFFENSE

- QB Mark Brunell (14)
- RB Fred Taylor (12)
- FB Daimon Shelton (8)
- WR Keenan McCardell (15)
- WR Jimmy Smith (15)
- TE Pete Mitchell (16)
- Damon Jones (7)
- LT Tony Boselli (15)
- LG Ben Coleman (15)
- C Quentin Neujahr (18)
- RG Brian DeMarco (8)
- Rich Tylski (7)
- RT Leon Searcy (15)

DEFENSE

- LE Joel Smeenge (14)
- LT John Jurkovic (9)
- Kelvin Pritchett (5)
- RT John Jurkovic (7)
- Kelvin Pritchett (4)
- Renaldo Wynn (8)
- RE Tony Brackens (8)
- Renaldo Wynn (7)
- SLB Bryce Paup (16)
- MLB Bryan Schwartz (12)
- Tom McManus (4)
- WLB Kevin Hardy (16)
- LCB Aaron Beasley (15)
- RCB Dave Thomas (12)
- Deon Figures (4)
- LS Donovin Darius (13)
- RS Chris Hudson (13)

PASSING	ATT	CMP	PCT	YDS	YDS/ATT	TD	INT	LG	SK/YDS	RTG
Brunell	354	208	58.8	2,601	7.35	20	9	78t	28/172	89.9
Quinn	64	34	53.1	387	6.05	2	3	64	9/49	62.4
Martin	45	27	60.0	355	7.89	2	0	67t	2/10	99.8
Jaguars	463	269	58.1	3,343	7.22	24	12	78t	39/231	87.1
Opponents	577	325	56.3	3,768	6.53	23	13	79t	30/209	80.1

1999 STATISTICS



HEAD COACH: TOM COUGHLIN

RECORD: 14-2 (.688)

STANDINGS: 1st, AFC CENTRAL

DATE	OPPONENT	RESULT	ATT.
Sept. 12	San Francisco	W, 41-3	68,678
Sept. 19	at Carolina	W, 22-20	64,261
Sept. 26	Tennessee	L, 19-20	61,502
Oct. 3	at Pittsburgh	W, 17-3	57,308
Oct. 11	at N.Y. Jets	W, 16-6	78,216
Oct. 17	Cleveland	W, 24-7	62,047
Oct. 31	at Cincinnati	W, 41-10	49,138
Nov. 7	at Atlanta	W, 30-7	68,466
Nov. 14	Baltimore	W, 6-3	67,391
Nov. 21	New Orleans	W, 41-23	69,772
Nov. 28	at Baltimore	W, 30-23	68,428
Dec. 2	Pittsburgh	W, 20-6	68,806
Dec. 13	Denver	W, 27-24	71,357
Dec. 19	at Cleveland	W, 24-14	72,038
Dec. 26	at Tennessee	L, 14-41	66,641
Jan. 2	Cincinnati	W, 24-7	70,532
Jan. 15	Miami	W, 62-7	75,173
Jan. 23	Tennessee	L, 14-33	75,206

TOTAL FIRST DOWNS	JAGUARS	OPP.
Rushing	116	72
Passing	194	159
Penalty	21	17
3rd Down: Made/Att	92/230	72/215
3rd Down Pct.	40.0	33.5
4th Down: Made/Att	5/10	5/20
4th Down Pct.	50.0	25.0
POSSESSION AVG.	31:57	28:03
TOTAL NET YARDS	5,586	4,334
Avg. Per Game	349.1	270.9
Total Plays	1,085	951
Avg. Per Play	5.1	4.6
NET YARDS RUSHING	2,091	1,444
Avg. Per Game	130.7	90.3
Total Rushes	514	373
NET YARDS PASSING	3,495	2,890
Avg. Per Game	218.4	180.6
Sacked/Yards Lost	36/221	57/373
Gross Yards	3,716	3,263
Att./Comp.	535/320	521/291
Completion Pct.	59.8	55.9
Had Intercepted	11	19
PUNTS/AVERAGE	78/41.8	96/41.4
NET PUNTING AVG.	78/36.9	96/34.5
PENALTIES/YARDS	90/755	93/728
FUMBLES/BALL LOST	18/7	31/11
TOUCHDOWNS	42	24
Rushing	20	6
Passing	16	18
Returns	6	0

BY PERIODS	1	2	3	4	OT	PTS
Jaguars	61	109	103	123	0	396
Opponents	44	81	40	52	0	217

SCORING	TD	RU	PA	RT	PAT	FG	S	TP
Hollis	0	0	0	0	37/37	31/38	0	130
J. Stewart	13	13	0	0			0	78
J. Smith	6	0	6	0			0	38
F. Taylor	6	6	0	0			0	36
McCardell	5	0	5	0			0	32
Jones	4	0	4	0			0	24
Beasley	2	0	0	2			0	12
Brady	1	0	1	0			0	8
Brunell	1	1	0	0			0	8
Barlow	1	0	0	1			0	6
Brackens	1	0	0	1			0	6
Craft	1	0	0	1			0	6
Whitted	1	0	0	1			0	6
Team	0	0	0	0			2	4
Smeenge	0	0	0	0			1	2
Jaguars	42	20	16	6	37/37	31/38	3	396
Opponents	24	6	18	0	22/22	17/18	0	217

RUSHING	NO	YDS	AVG	LG	TD
J. Stewart	249	931	3.7	44t	13
Taylor	159	732	4.6	52	6
Brunell	47	208	4.4	15	1
Banks	23	82	3.6	21	0
Howard	13	55	4.2	22	0
Mack	7	40	5.7	19	0
Fiedler	13	26	2.0	15	0
Whitted	1	9	9.0	9	0
Barker	1	6	6.0	6	0
Shelton	1	2	2.0	2	0
Jaguars	514	2,091	4.1	52	20
Opponents	373	1,444	3.9	46	6

RECEIVING	NO	YDS	AVG	LG	TD
J. Smith	116	1,636	14.1	62	6
McCardell	78	891	11.4	49	5
Brady	32	346	10.8	30	1
J. Stewart	21	108	5.1	19	0
Jones	19	221	11.6	31	4
Barlow	16	202	12.6	31	0
Banks	14	137	9.8	38	0
Shelton	12	87	7.3	13	0
Taylor	10	83	8.3	41	0
Howard	1	8	8.0	8	0
Wiegert	1	-3	-3.0	-3	0
Jaguars	320	3,716	11.6	62	16
Opponents	291	3,263	11.2	65t	18

INTERCEPTIONS	NO	YDS	AVG	LG	TD
Beasley	6	200	33.3	93t	2
Darius	4	37	9.3	29	0
Thomas	2	36	18.0	36	0
Brackens	2	16	8.0	16t	1
Bryant	2	0	0.0	0	0
McElmurry	1	26	26.0	26	0
Marts	1	10	10.0	10	0
Boyer	1	5	5.0	5	0
Jaguars	19	330	17.4	93t	3
Opponents	11	149	13.5	43	0

PUNTING	NO	YDS	AVG	NET	TB	IN	LG	B
Barker	78	3,260	41.8	36.9	6	32	83	0
Jaguars	78	3,260	41.8	36.9	6	32	83	0
Opponents	96	3,976	41.4	34.5	10	21	75	1

PUNT RET.	NO	FC	YDS	AVG	LG	TD
Barlow	38	17	414	10.9	74t	1
McCardell	6	4	41	6.8	19	0
Logan	1	0	7	7.0	7	0
Jaguars	45	21	462	10.3	74t	1
Opponents	37	12	259	7.0	36	0

KICKOFF RET.	NO	YDS	AVG	LG	TD
Barlow	19	396	20.8	56	0
Whitted	8	187	23.4	98t	1
Mack	6	112	18.7	32	0
Banks	5	78	15.6	20	0
Jackson	3	58	19.3	23	0
McCardell	2	19	9.5	10	0
Chamblin	1	6	6.0	6	0
Logan	1	25	25.0	25	0
Shelton	1	0	0.0	0	0
Jones	0	0	---	---	0
Jaguars	46	881	19.2	98t	1
Opponents	64	1,474	23.0	66	0

2-POINT CONVERSIONS: Brady, Brunell, McCardell, Smith
Jaguars 4-5, Opponents 0-2

FGs	1-19	20-29	30-39	40-49	50+
Hollis	0/0	12/13	8/9	10/15	1/1
Jaguars	0/0	12/13	8/9	10/15	1/1
Opponents	0/0	3/3	5/6	8/8	1/1

Hollis: (41G,32G,50G,42G) (36G,40G,31G,49N) (42G) (27G,41G) (32G,44G,21G) (20G,36G,24G) (43G,21G) (27G,48B,24G,34G) (28G,28G,41N) (45G,32G) (25G,32G) (49G,23G) (49N,41G,48N) (34N,27G,28N)

Opponents: (42G) (44G,48G) (48G) (33G,42G) (29G) (23G) (52G,39N) (46G,31G,33G) (40G,38G) (40G) (30G,20G)

SACKS: Brackens 12.0, Hardy 10.5, Walker 10.0, Smeenge 5.0, Boyer 4.0, Lake 3.5, L. Smith 3.0, Marts 2.0, Beasley 1.5, Payne 1.5, Wynn 1.5, Paup 1.0, Curry 0.5
Jaguars 57, Opponents 36

TACKLES (Solo-Assists-Total): Hardy (87-66-153), Darius (68-47-115), Marts (66-46-112), Bryant (64-14-78), Brackens (47-29-76), Lake (56-15-71), Walker (34-37-71), Beasley (55-12-67), Payne (20-40-60), Smeenge (28-28-56), Paup (23-29-52), Boyer (23-20-43), Wynn (9-28-37), McElmurry (21-7-28), L. Smith (10-14-24), Thomas (12-3-15), Curry (4-6-10), McManus (5-4-9), Leroy (2-6-8), R. Stewart (3-5-8), Upshaw (4-4-8), Schwartz (3-3-6)

USUAL STARTING LINEUP

OFFENSE

- QB Mark Brunell (15)
- RB Fred Taylor (9)
- James Stewart (7)
- FB Daimon Shelton (9)
- WR Keenan McCardell (15)
- WR Jimmy Smith (16)
- TE Kyle Brady (12)
- Damon Jones (8)
- LT Tony Boselli (16)
- LG Ben Coleman (12)
- C John Wade (16)
- RG Zach Wiegert (12)
- Rich Tylski (8)
- RT Leon Searcy (16)

DEFENSE

- LE Renaldo Wynn (10)
- Joel Smeenge (7)
- LT Gary Walker (16)
- RT Seth Payne (16)
- RE Tony Brackens (15)
- SLB Bryce Paup (14)
- MLB Lonnie Marts (16)
- WLB Kevin Hardy (16)
- LCB Fernando Bryant (16)
- RCB Aaron Beasley (16)
- SS Donovin Darius (16)
- FS Carnell Lake (16)

PASSING	ATT	CMP	PCT	YDS	YDS/ATT	TD	INT	LG	SK/YDS	RTG
Brunell	441	259	58.7	3,060	6.94	14	9	62	29/174	82.0
Fiedler	94	61	64.9	656	6.98	2	2	25t	7/47	83.5
Jaguars	535	320	59.8	3,716	6.95	16	11	62	36/221	82.3
Opponents	521	291	55.9	3,263	6.26	18	19	65t	57/373	71.0

2000 STATISTICS



HEAD COACH: TOM COUGHLIN

RECORD: 7-9 (.438)

STANDINGS: 4TH, AFC CENTRAL

DATE	OPPONENT	RESULT	ATT.
Sept. 3	at Cleveland	W, 27-7	72,418
Sept. 10	at Baltimore	L, 36-39	68,843
Sept. 17	Cincinnati	W, 13-0	45,653
Sept. 25	at Indianapolis	L, 14-43	56,816
Oct. 1	Pittsburgh	L, 13-24	64,351
Oct. 8	Baltimore	L, 10-15	65,194
Oct. 16	at Tennessee	L, 13-27	68,498
Oct. 22	Washington	L, 16-35	69,061
Oct. 29	at Dallas	W, 23-17 (OT)	63,554
Nov. 12	Seattle	L, 21-28	68,063
Nov. 19	at Pittsburgh	W, 34-24	50,925
Nov. 26	Tennessee	W, 16-13	65,454
Dec. 3	Cleveland	W, 48-0	51,262
Dec. 10	Arizona	W, 44-10	53,472
Dec. 17	at Cincinnati	L, 14-17	50,469
Dec. 23	at N.Y. Giants	L, 25-28	77,924

TOTAL FIRST DOWNS	JAGUARS	OPP.
Rushing	109	85
Passing	193	144
Penalty	16	23
Third Down: Made /Att.	100/235	74/203
Third Down Pct.	42.6	36.5
Fourth Down: Made/Att.	5/14	4/8
Fourth Down Pct.	35.7	50.0

POSSESSION AVG.	JAGUARS	OPP.
TOTAL NET YARDS	5,690	4,845
Average per Game	355.6	302.8
Total Plays	1,080	934
Average Per Play	5.3	5.2

NET YARDS RUSHING	JAGUARS	OPP.
Average per Game	127.0	105.3
Total Rushes	481	436

NET YARDS PASSING	JAGUARS	OPP.
Average per Game	228.6	197.5
Sacked/Yards Lost	54/289	40/247
Gross Yards	3,947	3,407
Attempts/Completions	545/333	458/258
Completion Pct.	61.1	56.3
Had Intercepted	15	12

PUNTS/AVERAGE	JAGUARS	OPP.
NET PUNTING AVERAGE	79/34.3	90/37.0
PENALTIES/YARDS	95/703	96/814
FUMBLES/BALLS LOST	27/14	26/18

TOUCHDOWNS	JAGUARS	OPP.
Rushing	18	14
Passing	22	23
Returns	0	2

BY PERIODS	1	2	3	4	OT	PTS
Jaguars	69	142	74	76	6	367
Opponents	59	88	61	119	0	327

SCORING	TD	RU	PA	RT	PAT	FG	S	TP
Hollis	0	0	0	0	33/33	24/26	0	105
F. Taylor	14	12	2	0			0	84
J. Smith	8	0	8	0			0	48
McCardell	5	0	5	0			0	30
Brady	3	0	3	0			0	20
Lindsey	0	0	0	0	5/5	5/7	0	20
Whitted	3	0	3	0			0	18
Brunell	2	2	0	0			0	12
Howard	1	1	0	0			0	6
A. Johnson	1	1	0	0			0	6
Mack	1	1	0	0			0	6
Soward	1	0	1	0			0	6
Stith	1	1	0	0			0	6
Jaguars	40	18	22	0	38/38	29/33	0	367
Opponents	39	14	23	2	36/36	17/24	1	327

RUSHING	NO	YDS	AVG	LG	TD
F. Taylor	292	1,399	4.8	71	12
Brunell	48	236	4.9	16	2
Mack	54	145	2.7	14	1
A. Johnson	28	112	4.0	19	1
Stith	20	55	2.8	12	1
Howard	21	52	2.5	9t	1
Soward	3	28	9.3	20	0
J. Williams	2	8	4.0	4	0
Shelton	2	3	1.5	2	0
Dukes	2	2	1.0	2	0
Quinn	2	-2	-1.0	-1	0
Martin	7	-6	-0.9	2	0
Jaguars	481	2,032	4.2	71	18
Opponents	436	1,685	3.9	45t	14

RECEIVING	NO	YDS	AVG	LG	TD
McCardell	94	1,207	12.8	67t	5
J. Smith	91	1,213	13.3	65t	8
Brady	64	729	11.4	36	3
F. Taylor	36	240	6.7	19	2
Soward	14	154	11.0	45	1
Whitted	13	137	10.5	37t	3
A. Johnson	12	153	12.8	48	0
Shelton	4	48	12.0	16	0
Howard	3	26	8.7	13	0
Barlow	1	28	28.0	28	0
Jones	1	12	12.0	12	0
Jaguars	333	3,947	11.9	67t	22
Opponents	258	3,407	13.2	77t	23

INTERCEPTIONS	NO	YDS	AVG	LG	TD
R. Stewart	2	37	18.5	24	0
Darius	2	26	13.0	21	0
Logan	2	14	7.0	14	0
Beasley	1	39	39.0	39	0
Boyer	1	12	12.0	12	0
Nickerson	1	10	10.0	10	0
Brackens	1	7	7.0	7	0
Bryant	1	0	0.0	0	0
Hardy	1	0	0.0	0	0
Jaguars	12	145	12.1	39	0
Opponents	11	149	13.5	43	0

PUNTING	NO	YDS	AVG	NET	TB	IN	LG	B
Barker	76	3,194	42.0	34.4	5	29	65	0
Lindsey	3	117	39.0	32.3	1	0	46	0
Jaguars	79	3,311	41.9	34.3	6	29	65	0
Opponents	90	3,822	42.5	37.0	8	25	67	1

PUNT RET.	NO	FC	YDS	AVG	LG	TD
Barlow	29	14	200	6.9	21	0
Soward	14	5	108	7.7	18	0
McCardell	3	0	25	8.3	22	0
Jaguars	46	19	333	7.2	22	0
Opponents	38	7	478	12.6	82t	1

KICKOFF RET.	NO	YDS	AVG	LG	TD
Stith	33	785	23.8	47	0
Barlow	11	224	20.4	27	0
Mack	6	104	17.3	35	0
Soward	4	93	23.3	28	0
Whitted	4	67	16.8	20	0
J. Williams	2	50	25.0	30	0
Fordham	1	0	0.0	0	0
Leroy	1	0	0.0	0	0
Jaguars	62	1,323	21.3	47	0
Opponents	73	1,523	20.9	66	1

2-POINT CONVERSIONS: Brady
Jaguars 1-1, Opponents 2-3

FGs	1-19	20-29	30-39	40-49	50+
Hollis	0/0	6/7	8/8	7/8	3/3
Lindsey	2/2	0/0	1/3	2/2	0/0
Jaguars	2/2	6/7	9/11	9/10	3/3
Opponents	2/2	6/7	4/5	5/10	0/0

Hollis: (50G,25G) (36G, 45G, 48G, 34G, 48G) () () () () (23G, 45G) (23G,33G, 51G) (42G, 49B) () (36G, 33G) (27G, 20G, 38G) (40G, 24G) (36G, 50G, 40G) (28N) (36G)
Lindsey: (30G, 33N, 19G) () (19G, 48G) (49G, 31N)

Opponents: () (44G) (44N, 47N) (41G, 22G) (19G) (47G, 32G, 43G, 21G, 24G) (26G, 44N, 28G) () (19G) () (40G, 42N) (30G, 38G, 28N) () (47N, 32G) (27G) (39N)

SACKS: Brackens 7.5, Smeenge 6.0, Beasley 5.0, Walker 5.0, Boyer 3.5, Wynn 3.5, Hardy 3.0, Payne 2.0, Darius 1.0, Logan 1.0, Nickerson 1.0, Spicer 1.0, Meier 0.5
Jaguars 40, Opponents 54

TACKLES (Solo-Assists-Total): Hardy (88-61-149), Darius (80-32-112), Slaughter (45-63-108), Brackens (47-31-78), Nickerson (34-41-75), Payne (32-42-74), Walker (30-38-68), Logan (50-11-61), Bryant (42-15-57), Wynn (26-29-55), Beasley (45-8-53), Boyer (21-24-45), R. Stewart (28-11-39), Smeenge (13-18-31), L. Smith (11-19-30), Craft (24-5-29), Storz (10-15-25), K. Thomas (17-3-20), Meier (11-6-17), Marts (5-9-14), Leroy (5-8-13), Clark (3-3-6), Spicer (2-2-4), Swift (0-1-1)

USUAL STARTING LINEUP

OFFENSE

- QB Mark Brunell (16)
- RB Fred Taylor (13)
- FB Daimon Shelton (9)
- WR Keenan McCardell (16)
- WR Jimmy Smith (14)
- TE Kyle Brady (16)
- LT Tony Boselli (16)
- LG Brad Meester (16)
- C Jeff Smith (12)
- RG Brenden Stai (16)
- RT Zach Wiegert (8)
- Todd Fordham (8)

DEFENSE

- LE Renaldo Wynn (14)
- LT Gary Walker (14)
- RT Seth Payne (16)
- RE Tony Brackens (16)
- SLB Kevin Hardy (6)
- Lonnie Marts (2)
- MLB T.J. Slaughter (7)
- Hardy Nickerson (4)
- WLB Kevin Hardy (10)
- Brant Boyer (4)
- LCB Fernando Bryant (14)
- RCB Aaron Beasley (14)
- SS Donovin Darius (16)
- FS Rayna Stewart (9)
- Mike Logan (7)

PASSING	ATT	CMP	PCT	YDS	YDS/ATT	TD	INT	LG	SK/YDS	RTG
Brunell	512	311	60.7	3,640	7.1	20	14	67t	54/289	84.0
Martin	33	22	66.7	307	9.30	2	1	65t	0/0	104.0
Jaguars	545	333	61.1	3,947	7.24	22	15	67t	54/289	85.2



2001 STATISTICS



HEAD COACH: TOM COUGHLIN

RECORD: 6-10 (.375)

STANDINGS: 5TH, AFC CENTRAL

DATE	OPPONENT	RESULT	ATT.
Sept. 9	Pittsburgh	W, 21-3	63,785
Sept. 23	Tennessee	W, 13-6	65,994
Sept. 30	Cleveland	L, 14-23	57,875
Oct. 7	at Seattle	L, 15-24	54,524
Oct. 18	Buffalo	L, 10-13	58,893
Oct. 28	at Baltimore	L, 17-18	69,439
Nov. 4	at Tennessee	L, 24-28	68,798
Nov. 11	Cincinnati	W, 30-13	57,161
Nov. 18	at Pittsburgh	L, 7-20	62,644
Nov. 25	Baltimore	L, 21-24	53,530
Dec. 3	Green Bay	L, 21-28	66,908
Dec. 9	at Cincinnati	W, 14-10	44,920
Dec. 16	at Cleveland	W, 15-10	72,818
Dec. 23	at Minnesota	W, 33-3	64,150
Dec. 30	Kansas City	L, 26-30	59,396
Jan. 6	at Chicago	L, 13-33	66,944

• TV blackout

	JAGUARS	OPP.
TOTAL FIRST DOWNS	289	300
Rushing	85	89
Passing	181	193
Penalty	23	18
Third Down: Made /Att.	70/198	87/227
Third Down Pct.	35.4	38.3
Fourth Down: Made/Att.	3/12	5/18
Fourth Down Pct.	25.0	27.8
POSSESSION AVG.	28.0	31.59
TOTAL NET YARDS	4,840	5,070
Average per Game	302.5	316.9
Total Plays	969	1,056
Average Per Play	5.0	4.8
NET YARDS RUSHING	1,600	1,611
Average per Game	100.0	100.7
Total Rushes	372	469
NET YARDS PASSING	3,240	3,459
Average per Game	202.5	216.2
Sacked/Yards Lost	63/430	43/298
Gross Yards	3,670	3,757
Attempts/Completions	534/321	544/354
Completion Pct.	60.1	65.1
Had Intercepted	14	12
PUNTS/AVERAGE	82/43.6	83/40.5
NET PUNTING AVERAGE	82/37.1	83.35.0
PENALTIES/YARDS	97/710	96/834
FUMBLES/BALLS LOST	29/13	28/12
TOUCHDOWNS	34	30
Rushing	11	15
Passing	20	13
Returns	3	2

BY PERIODS	1	2	3	4	OT	PTS
Jaguars	49	83	90	72	0	294
Opponents	43	89	75	79	0	286

SCORING	TD	RU	PA	RT	PAT	FG	S	TP
Hollis	0	0	0	0	29/31	18/28	0	83
Mack	10	9	1	0			0	60
J. Smith	8	0	8	0			0	48
McCardell	6	0	6	0			0	38
Joseph	3	0	2	1			0	18
Brady	2	0	2	0			0	12
Battles	1	0	0	1			0	6
Beasley	1	0	0	1			0	6
Brunell	1	1	0	0			0	6
D. Jones	1	0	1	0			0	6
Moreau	1	1	0	0			0	6
Brackens	0	0	0	0			1	2
Holmes	0	0	0	0	1/1	0/0	0	1
Jaguars	34	11	20	3	30/32	18/28	2	294
Opponents	30	15	13	2	28/28	26/35	0	286

RUSHING	NO	YDS	AVG	LG	TD
Mack	213	877	4.1	54	9
Joseph	68	294	4.3	27	0
Brunell	39	224	5.7	38	1
Taylor	30	116	3.9	24	0
Quinn	8	42	5.3	27	0
Moreau	8	27	3.4	14	1
Gibson	2	19	9.5	18	0
Whitted	1	4	4.0	4	0
Hanson	2	0	0.0	0	0
Smith	1	-3	-3.0	-3	0
Jaguars	372	1,600	4.3	54	11
Opponents	469	1,611	3.4	40	15

RECEIVING	NO	YDS	AVG	LG	TD
Smith	112	1,373	12.3	35t	8
McCardell	93	1,110	11.9	45	6
Brady	36	386	10.7	20t	2
Mack	23	165	7.2	25	1
Dawkins	20	234	11.7	28	0
Joseph	18	183	10.2	29t	2
Jones	8	140	17.5	40	1
Washington	5	36	7.2	12	0
Whitted	2	17	8.5	10	0
Gibson	2	13	6.5	9	0
F. Taylor	2	13	6.5	11	0
Jaguars	321	3,670	11.4	45	20
Opponents	354	3,757	10.6	63	13

INTERCEPTIONS	NO	YDS	AVG	LG	TD
Nickerson	3	4	1.3	2	0
Beasley	3	0	0.0	0	0
Battles	2	26	13.0	26	0
Craft	2	4	2.0	4	0
Darius	1	39	39.0	39	0
McCree	1	10	10.0	10	0
Jaguars	12	83	6.9	39	0
Opponents	14	299	21.4	97t	2

PUNTING	NO	YDS	AVG	NET	TB	IN	LG	B
Hanson	82	3,577	43.6	37.1	12	24	59	0
Jaguars	82	3,577	43.6	37.1	12	24	59	0
Opponents	83	3,359	40.5	35.0	6	31	68	0

PUNT RET.	NO	FC	YDS	AVG	LG	TD
Gibson	38	22	333	8.8	24	0
Jaguars	38	22	333	8.8	24	0
Opponents	38	15	295	7.8	43	0

KICKOFF RET.	NO	YDS	AVG	LG	TD
Gibson	26	511	19.7	35	0
Joseph	17	428	25.2	95t	1
Ross	8	150	18.8	26	0
Mack	2	49	24.5	31	0
Meier	2	14	7.0	8	0
Boyd	1	0	0.0	0	0
Price	1	4	4.0	4	0
Spicer	1	8	8.0	8	0
Jaguars	58	1,164	20.1	95t	1
Opponents	65	1,266	19.5	49	0

2-POINT CONVERSIONS: McCardell
Jaguars 1-2, Opponents 0-2

FGs	1-19	20-29	30-39	40-49	50+
Hollis	0/0	4/5	8/11	6/11	0/1
Jaguars	0/0	4/5	8/11	6/11	0/1
Opponents	0/0	11/12	4/5	10/15	1/3

Hollis: (22N) (35G, 37N, 39G) (42N) (32G, 48G 52N 48G) (41G) (40G) (38G) () (47N) (38N) (34G, 30G, 42N) (44N) (43G, 46G, 37G) (39G, 23G 21G, 21G) (28G, 42N) (36B)

Opponents: (41G) (47N, 22G, 43G) (35G, 28G, 30G) (40N, 25G) (41N, 39N, 30G, 46G) (49G, 28G) (51N, 46N) (26G, 52G) (48G, 28G) (41G, 41N) (52N, 29B) (47G) (29G) (32G) (47G, 40G, 29G) (47G, 23G, 25G, 22G)

SACKS: Brackens 11.0, Walker 7.5, Hardy 5.5, Payne 5.0, Wynn 5.0, K. Thomas 3.0, Spicer 2.0, Battles 1.0, McCree 1.0, Slaughter 1.0, Westmoreland 1.0

Jaguars 43, Opponents 63

TACKLES (Solo-Assists-Total): Nickerson (102-128-230), Darius (74-25-99), Hardy (61-37-98), Slaughter (50-42-92), Payne (46-40-86), Wynn (40-35-75), Walker (42-31-73), Brackens (41-30-71), Battles (50-14-64), Stroud (24-38-62), McCree (36-22-58), Bryant (50-6-56), Craft (48-8-56), Clark (20-28-48), K. Thomas (42-5-47), E. Thomas (15-29-44), Beasley (36-6-42), Spicer (22-19-41), Westmoreland (17-19-36), Meier (12-9-21), Posey (5-8-13), Tuipala (7-5-12), Wheeler (10-1-11), L. Smith (3-5-8), Boyd (2-2-4)

USUAL STARTING LINEUP

OFFENSE

- QB Mark Brunell (15)
- RB Stacey Mack (11)
- FB Patrick Washington (6)
- WR Keenan McCardell (16)
- WR Jimmy Smith (16)
- TE Kyle Brady (16)
- LT Todd Fordham (12)
- LT Tony Boselli (3)
- LG Brad Meester (16)
- C Jeff Smith (16)
- RG Zach Wiegert (16)
- RT Maurice Williams (16)

DEFENSE

- LE Renaldo Wynn (16)
- LT Gary Walker (16)
- RT Seth Payne (16)
- RE Tony Brackens (12)
- SLB Kevin Hardy (9)
- SLB Jeff Posey (5)
- MLB Hardy Nickerson (14)
- WLB T.J. Slaughter (6)
- WLB Edward Thomas (4)
- LCB Fernando Bryant (9)
- LCB Jason Craft (4)
- RCB Aaron Beasley (12)
- SS Donovin Darius (11)
- SS Ainsley Battles (5)
- FS Marlon McCree (10)
- FS Ainsley Battles (6)

PASSING	ATT	CMP	PCT	YDS	YDS/ATT	TD	INT	LG	SK/YDS	RTG
Brunell	473	289	61.1	3,309	7.00	19	13	44	57/387	84.1
Quinn	61	32	52.5	361	5.92	1	1	45	6/43	69.1
Jaguars	534	321	60.1	3,670	6.87	20	14	45	63/430	82.4
Opponents	544	354	65.1	3,757	6.91	13	12	63	43/298	83.9

2003 STATISTICS



HEAD COACH: JACK DEL RIO

RECORD: 5-11 (.313)

STANDINGS: 3RD, AFC SOUTH

DATE	OPPONENT	RESULT	ATT.
Sept. 7	at Carolina	L, 23-24	72,134
Sept. 14	Buffalo	L, 17-38	58,613
Sept. 21	at Indianapolis	L, 13-23	55,770
Sept. 28	at Houston	L, 20-24	70,041
Oct. 5	San Diego	W, 27-21	48,954
Oct. 12	Miami	L, 10-24	66,437
Oct. 26	Tennessee	L, 17-30	55,918
Nov. 2	at Baltimore	L, 17-24	69,486
Nov. 9	Indianapolis	W, 28-23	45,037
Nov. 16	at Tennessee	L, 3-10	68,809
Nov. 23	at N.Y. Jets	L, 10-13	77,614
Nov. 30	Tampa Bay	W, 17-10	60,543
Dec. 7	Houston	W, 27-0	43,363
Dec. 14	at New England	L, 13-27	68,436
Dec. 21	New Orleans	W, 20-19	49,207
Dec. 28	at Atlanta	L, 14-21	70,266

TOTAL FIRST DOWNS		JAGUARS	OPP.
Rushing	118	84	
Passing	163	172	
Penalty	24	20	
Third Down: Made/Att.	80/216	92/218	
Third Down Pct.	37.0	42.2	
Fourth Down: Made/Att.	13/26	7/14	
Fourth Down Pct.	50.0	50.0	
POSSESSION AVG.	30:09	29:51	
TOTAL NET YARDS	5,358	4,657	
Average per Game	334.9	291.1	
Total Plays	1,024	976	
Average Per Play	5.2	4.8	
NET YARDS RUSHING	2,073	1,406	
Average per Game	129.6	87.9	
Total Rushes	481	442	
NET YARDS PASSING	3,285	3,251	
Average per Game	205.3	203.2	
Sacked/Yards Lost	28/136	24/134	
Gross Yards	3,421	3,385	
Atts./Completions	515/303	510/303	
Completion Pct.	58.8	59.4	
Had Intercepted	17	15	
PUNTS/AVERAGE	69/41.3	75/41.0	
NET PUNTING AVE.	69/33.5	75/34.1	
PENALTIES/YARDS	108/895	103/881	
FUMBLES/BALLS LOST	27/14	26/12	
TOUCHDOWNS	31	37	
Rushing	13	12	
Passing	17	23	
Returns	1	2	

BY PERIODS	1	2	3	4	OT	PTS
Jaguars	34	93	57	92	0	276
Opponents	85	81	57	108	0	331

SCORING	TD	RU	PA	RT	PAT	FG	S	TP
Marler	0	0	0	0	30/30	20/33	0	90
Taylor	7	6	1	0			0	42
Smith	4	0	4	0			0	24
T. Edwards	3	0	3	0			0	18
Toefield	3	2	1	0			0	18
Hatchette	2	0	2	0			0	12
Leftwich	2	2	0	0			0	12
Wrightster	2	0	2	0			0	12
Allen	1	0	1	0			0	6
Ayodele	1	0	0	1			0	6
Brady	1	0	1	0			0	6
Brunell	1	1	0	0			0	6
M. Edwards	1	1	0	0			0	6
F.-Ma'afala	1	1	0	0			0	6
Johnson	1	0	1	0			0	6
Lewis	1	0	1	0			0	6
Jaguars	31	13	17	1	30/30	20/33	0	276
Opp.	37	12	23	2	33/34	24/27	1	331

RUSHING	NO	YDS	AVG	LG	TD
Taylor	345	1,572	4.6	62	6
Toefield	53	212	4.0	30	2
Fuamatu-Ma'afala	35	144	4.1	18	1
Leftwich	25	108	4.3	18	2
Brunell	8	19	2.4	12	1
M. Edwards	7	13	1.9	3	1
Allen	4	8	2.0	6	0
Lewis	1	6	6.0	6	0
T. Edwards	3	-9	-3.0	4	0
Jaguars	481	2,073	4.3	62	13
Opponents	442	1,406	3.2	29t	12

RECEIVING	NO	YDS	AVG	LG	TD
Smith	54	805	14.9	67	4
Taylor	48	370	7.7	60t	1
T. Edwards	35	487	13.9	84t	3
M. Edwards	31	226	7.3	32	0
Brady	29	281	9.7	26	1
Johnson	17	253	14.9	28	1
Hankton	17	166	9.8	22	0
Hatchette	15	203	13.5	45	2
Toefield	14	105	7.5	16	1
Wrightster	13	150	11.5	30	2
Stokes	13	116	8.9	22	0
Allen	6	60	10.0	31	1
Lewis	4	100	25.0	65t	1
Redmond	3	67	22.3	29	0
Luzar	3	30	10.0	21	0
Fuamatu-Ma'afala	1	2	2.0	2	0
Jaguars	303	3,421	11.3	84t	17
Opponents	303	3,385	11.2	75t	23

INTERCEPTIONS	NO	YDS	AVG	LG	TD
Peterson	3	8	2.7	7	0
Craft	2	29	14.5	21	0
Ayodele	2	15	7.5	13	0
Mathis	2	0	0.0	0	0
Cooper	1	12	12.0	12	0
Brackens	1	4	4.0	4	0
Darius	1	4	4.0	4	0
Trapp	1	4	4.0	4	0
Spicer	1	2	2.0	2	0
Bryant	1	0	0.0	0	0
Jaguars	15	78	5.2	21	0
Opponents	17	198	11.6	52	1

PUNTING	NO	YDS	AVG	NET	TB	IN	LG	B
Royals	45	1,852	41.2	34.8	5	9	51	0
Hanson	23	1,001	43.5	31.1	1	4	58	1
Jaguars	69	2,853	41.3	33.5	6	13	58	1
Opponents	75	3,077	41.0	34.1	7	24	58	0

PUNT RET.	NO	FC	YDS	AVG	LG	TD
Allen	27	15	324	12.0	52	0
Lewis	5	0	45	9.0	14	0
Mathis	2	3	7	3.5	6	0
Jaguars	34	18	376	11.1	52	0
Opponents	40	3	420	10.5	40	0

KICKOFF RET.	NO	YDS	AVG	LG	TD
Allen	41	831	20.3	61	0
Toefield	14	272	19.4	35	0
Lewis	6	111	18.5	26	0
M. Edwards	2	44	22.0	24	0
Redmond	1	21	21.0	21	0
T. Edwards	1	20	20.0	20	0
Brady	1	10	10.0	10	0
Mathis	1	7	7.0	7	0
Jaguars	67	1,316	19.6	61	0
Opponents	58	1,227	21.2	58	0

2-POINT CONVERSIONS: Jaguars 0-1, Opponents 1-3

PASSING	ATT	CMP	PCT	YDS	YDS/ATT	TD	INT	LG	SK/YDS	RTG
Leftwich	418	239	57.2	2,819	6.74	14	16	84t	19/90	73.0
Brunell	82	54	65.9	484	5.90	2	0	65t	9/46	89.7
Garrard	12	9	75.0	86	7.17	1	0	28	0/0	122.2
Toefield	2	1	50.0	32	16.00	0	0	32	0/0	95.8
Royals	1	0	0.00	0	0.00	0	1	0	0/0	0.0
Jaguars	515	303	58.8	3,421	6.64	17	17	84t	28/136	76.0
Opponents	510	303	59.4	3,385	6.64	23	15	75t	24/134	82.0

FGs	1-19	20-29	30-39	40-49	50+
Marler	0/0	10/11	4/8	5/12	1/2
Jaguars	0/0	10/11	4/8	5/12	1/2
Opponents	0/0	8/8	9/9	6/8	1/2

Marler: (40G, 55B) (48N, 44G) (46N, 49G, 41N, 37G) (29G, 20G) (53G, 27G) (20G, 31N) (49G) (24G) () (44N, 39G) (36N, 23G) (46N, 28G, 41N) (35G, 41N, 28G) (24G, 23G, 34N) (43G, 35G, 21B) (30B)

Opponents: (49G) (27G) (46G, 36G, 29G) (48G, 50N) () (51G) (43G, 43G, 33G) (23G, 32G, 23G) (27G, 26G, 27G) (33G, 48N) (36G, 35G) (47G, 45N) () (22G, 31G) (33G, 38G) ()

SACKS: Brackens 6.0, Stroud 4.5, Douglas 3.5, Henderson 3.5, Meier 1.5, Ayodele 1.0, Barnes 1.0, Peterson 1.0, Slaughter 1.0, Thomas 1.0

Jaguars 24, Opponents 28

TACKLES (Solo-Assists-Total): Peterson (87-80-167), Ayodele (97-53-150), Darius (65-53-118), Stroud (82-19-101), Mathis (72-19-91), Henderson (60-17-77), Cooper (37-37-74), Clark (38-35-73), Bryant (59-12-71), Brackens (41-12-53), Spicer (24-13-37), Douglas (27-4-31), Craft (25-5-30), Meier (25-5-30), Slaughter (14-11-25), Barnes (13-2-15), Thomas (7-5-12), A. Mitchell (7-3-10), K. Mitchell (3-7-10), Trapp (3-2-5), Leonard (4-0-4), McCree (0-2-2), Franklin (1-0-1), Adams (0-1-1)

USUAL STARTING LINEUP

OFFENSE

QB	Byron Leftwich (13)
	Mark Brunell (3)
RB	Fred Taylor (16)
FB	Marc Edwards (16)
WR	Jimmy Smith (12)
	Matthew Hatchette (4)
WR	Troy Edwards (11)
	J.J. Stokes (3)
TE	Kyle Brady (15)
LT	Mike Pearson (16)
LG	Vince Manuwai (14)
	Jamar Nesbit (2)
C	Brad Meester (16)
RG	Chris Naeole (16)
RT	Maurice Williams (16)

DEFENSE

LE	Tony Brackens (15)
DT	Marcus Stroud (16)
DT	John Henderson (16)
RE	Hugh Douglas (16)
OLB	Akin Ayodele (16)
MLB	Mike Peterson (16)
OLB	Danny Clark (9)
	T.J. Slaughter (3)
	Keith Mitchell (2)
LCB	Fernando Bryant (16)
RCB	Rashean Mathis (10)
	Jason Craft (6)
FS	Deke Cooper (10)
	Rashean Mathis (6)
SS	Donovin Darius (16)

2004 STATISTICS



HEAD COACH: JACK DEL RIO

RECORD: 9-7 (.563)

STANDINGS: 2ND, AFC SOUTH

DATE	OPPONENT	RESULT	ATT.
Sept. 12	at Buffalo	W, 13-10	72,389
Sept. 19	Denver •	W, 7-6	69,127
Sept. 26	at Tennessee	W, 15-12	68,932
Oct. 3	Indianapolis	L, 17-24	73,114
Oct. 10	at San Diego	L, 21-34	52,101
Oct. 17	Kansas City •	W, 22-16	66,413
Oct. 24	at Indianapolis	W, 27-24	56,615
Oct. 31	at Houston	L, 6-20	70,502
Nov. 14	Detroit •	W, 23-17 (OT)	66,431
Nov. 21	Tennessee •	L, 15-18	69,703
Nov. 28	at Minnesota	L, 16-27	64,004
Dec. 5	Pittsburgh	L, 16-17	76,877
Dec. 12	Chicago •	W, 22-3	67,572
Dec. 19	at Green Bay	W, 28-25	70,437
Dec. 26	Houston •	L, 0-21	66,227
Jan. 2	at Oakland	W, 13-6	41,112

TOTAL FIRST DOWNS	JAGUARS	OPP.
Rushing	88	83
Passing	161	181
Penalty	30	26
Third Down: Made /Att.	80/217	84/205
Third Down Pct.	36.9	41.0
Fourth Down: Made/Att.	10/18	5/10
Fourth Down Pct.	55.6	50.0

POSSESSION AVG.	JAGUARS	OPP.
TOTAL NET YARDS	5,009	5,134
Average per Game	313.1	320.9
Total Plays	991	972
Average Per Play	5.1	5.3

NET YARDS RUSHING	JAGUARS	OPP.
Average per Game	115.6	111.1
Total Rushes	446	438
NET YARDS PASSING	JAGUARS	OPP.
Average per Game	197.4	209.8
Sacked/Yards Lost	32/156	37/217
Gross Yards	3,315	3,574
Attempts/Completions	513/305	497/306
Completion Pct.	59.5	61.6
Had Intercepted	11	16

PUNTS/AVERAGE	JAGUARS	OPP.
NET PUNTING AVG.	84/35.5	74/35.1
PENALTIES/YARDS	109/940	118/966
FUMBLES/BALLS LOST	23/11	30/12
TOUCHDOWNS	JAGUARS	OPP.
Rushing	9	7
Passing	17	18
Returns	0	6

BY PERIODS	1	2	3	4	OT	PTS
Jaguars	35	75	56	89	6	261
Opponents	61	86	34	99	0	280

SCORING	TD	RU	PA	RT	PAT	FG	S	TP
Scobee	0	0	0	0	21/21	24/31	0	93
J. Smith	6	0	6	0			0	36
G. Jones	3	3	0	0			0	18
Taylor	3	2	1	0			0	18
Wilford	2	0	2	0			0	14
Hankton	2	0	2	0			0	12
Leftwich	2	2	0	0			0	12
R. Williams	1	0	1	0			0	10
B. Jones	1	0	1	0			0	8
Brady	1	0	1	0			0	6
T. Edwards	1	0	1	0			0	6
Fu.-Mafala	1	1	0	0			0	6
Garrard	1	1	0	0			0	6
Toefield	1	0	1	0			0	6
Wrightster	1	0	1	0			0	6
Favors	0	0	0	0			1	2
D. Smith	0	0	0	0			1	2
Jaguars	26	9	17	0	21/21	24/31	2	261
Opponents	31	7	18	6	27/28	21/28	0	280

RUSHING	NO	YDS	AVG	LG	TD
Taylor	260	1,224	4.7	46	2
Toefield	51	169	3.3	16	0
G. Jones	62	162	2.6	12	3
Leftwich	39	148	3.8	17	2
Garrard	12	76	6.3	12	1
Fuamatu-Ma'afala	20	69	3.5	10	1
T. Edwards	2	2	1.0	2	0
Jaguars	446	1,850	4.1	46	9
Opponents	438	1,777	4.1	47	7

RECEIVING	NO	YDS	AVG	LG	TD
Smith	74	1,172	15.8	65	6
T. Edwards	50	533	10.7	36	1
Taylor	36	345	9.6	64t	1
Toefield	28	151	5.4	16	1
Williams	27	268	9.9	26	1
Wilford	19	271	14.3	46	2
Yoder	14	157	11.2	56	0
Brady	14	103	7.4	21	1
Wrightster	10	69	6.9	12	1
Hankton	9	81	9.0	14t	2
M. Edwards	7	41	5.9	15	0
B. Jones	6	84	14.5	26t	1
Fuamatu-Ma'afala	4	19	4.8	8	0
G. Jones	3	13	4.3	9	0
Allen	2	8	4.0	5	0
Lewis	1	4	4.0	4	0
Leftwich	1	-7	-7.0	-7	0
Jaguars	305	3,315	10.9	65	17
Opponents	306	3,574	11.7	54	18

INTERCEPTIONS	NO	YDS	AVG	LG	TD
Darius	5	80	16.0	37	0
Mathis	5	42	8.4	21	0
Grant	2	4	2.0	4	0
Washington	2	0	0.0	0	0
Cooper	1	0	0.0	0	0
D. Smith	1	0	0.0	0	0
Jaguars	16	126	7.9	37	0
Opponents	11	163	14.8	43t	1

PUNTING	NO	YDS	AVG	NET	TB	IN	LG	B
Hanson	84	3,592	42.8	35.5	9	28	69	0
Jaguars	84	3,592	42.8	35.5	9	28	69	0
Opponents	74	3,265	44.1	35.1	13	19	80	0

PUNT RET.	NO	FC	YDS	AVG	LG	TD
Lewis	23	7	227	9.9	50	0
Allen	15	2	144	9.6	32	0
T. Edwards	3	1	26	8.7	14	0
Mathis	1	0	8	8.0	8	0
Jaguars	42	10	405	9.6	50	0
Opponents	38	13	429	11.3	83t	2

KICKOFF RET.	NO	YDS	AVG	LG	TD
Lewis	21	386	18.4	26	0
T. Edwards	15	335	22.3	45	0
Allen	11	210	19.1	25	0
G. Jones	5	90	18.0	23	0
Toefield	3	43	14.3	19	0
Brady	1	15	15.0	15	0
M. Edwards	1	8	8.0	8	0
Jaguars	57	1,087	19.1	45	0
Opponents	50	995	19.9	52	0

2-POINT CONVERSIONS: R. Williams 2, B. Jones, Wilford
Jaguars 4-4, Opponents 2-3

FGs	1-19	20-29	30-39	40-49	50+
Scobee	0/0	10/10	8/11	5/7	1/3
Jaguars	0/0	10/10	8/11	5/7	1/3
Opponents	0/0	9/9	7/10	5/8	0/1

Scobee: (25G, 27G) () () (35N, 48G, 42G, 22G) () (51N) (26G, 32G, 26G, 53G) (44G, 49N, 36G) (31G) (35G, 48G, 44N) (33G, 32G, 42G) (32N, 20G, 29G, 36G, 60N) (30G, 25G) () (31N) (26G, 22G)

Opponents: (42N, 25G) (44G, 22G, 51N) (26G, 40G) (46G) (21G, 28G) (31G, 42N) (34G) (38G, 21G) (32N, 21G) (41G) (25G, 33G) (37G) (47N, 42G) (35G, 31N) (34B) (35G, 27G)

SACKS: Favors 5.5, Henderson 5.5, Peterson 5.0, Stroud 4.5, McCray 3.5, Gildon 3.0, Ayodele 2.0, D. Smith 2.0, Barnes 1.0, Cooper 1.0, Grant 1.0, Patterson 1.0, Meier 0.5, Ransom 0.5

Jaguars 37, Opponents 32

TACKLES (Solo-Assists-Total): Peterson (102-76-178), Ayodele (82-49-131), Darius (78-47-125), Henderson (78-20-98), Washington (65-21-86), Grant (63-21-84), Stroud (63-17-80), D. Smith (43-35-78), Mathis (54-17-71), Favors (27-12-39), Cooper (23-12-35), Meier (21-12-33), McCray (21-6-27), Bolden (22-3-25), Hendricks (13-10-23), Gildon (16-3-19), Thomas (14-2-16), Ransom (9-7-16), Barnes (5-5-10), Patterson (2-6-8), Spicer (5-2-7), Blade (4-1-5), Green (2-0-0), Maddox (1-0-1)

USUAL STARTING LINEUP

OFFENSE

- QB Byron Leftwich (14)
- RB Fred Taylor (14)
- FB Marc Edwards (5)
- Greg Jones (3)
- WR Jimmy Smith (16)
- WR Reggie Williams (15)
- TE Kyle Brady (8)
- Todd Yoder (8)
- George Wrightster (3)
- LT Ephraim Salaam (12)
- Mike Pearson (4)
- LG Vince Manuwai (16)
- C Brad Meester (16)
- RG Chris Naeole (16)
- RT Maurice Williams (16)

DEFENSE

- LE Rob Meier (8)
- Bobby McCray (7)
- Paul Spicer (2)
- DT Marcus Stroud (16)
- DT John Henderson (16)
- RE Greg Favors (11)
- Lionel Barnes (3)
- OLB Akin Ayodele (16)
- MLB Mike Peterson (16)
- OLB Daryl Smith (13)
- LCB Rashean Mathis (16)
- RCB Dewayne Washington (16)
- FS Deon Grant (16)
- SS Donovin Darius (16)

PASSING	ATT	CMP	PCT	YDS	YDS/ATT	TD	INT	LG	SK/YDS	RTG
Leftwich	441	267	60.5	2,941	6.67	15	10	65	25/114	82.2
Garrard	72	38	52.8	374	5.19	2	1	36t	6/35	71.2
Toefield	0	0	0.00	0	0.00	0	0	0	1/7	0.0
Jaguars	513	305	59.5	3,315	6.46	17	11	65	32/156	80.7
Opponents	497	306	61.6	3,574	7.19	18	16	54	37/217	82.0

2005 STATISTICS



HEAD COACH: JACK DEL RIO

RECORD: 12-4 (.750)

STANDINGS: 2ND, AFC SOUTH

DATE	OPPONENT	RESULT	ATT.
Sept. 11	Seattle	W, 26-14	65,204
Sept. 18	at Indianapolis	L, 3-10	56,460
Sept. 25	at N.Y. Jets	W, 26-20 (OT)	77,422
Oct. 2	Denver	L, 7-20	66,045
Oct. 9	Cincinnati	W, 23-20	66,137
Oct. 16	at Pittsburgh	W, 23-17 (OT)	63,891
Oct. 30	at St. Louis	L, 21-24	65,251
Nov. 6	Houston	W, 21-14	64,613
Nov. 13	Baltimore	W, 30-3	66,107
Nov. 20	at Tennessee	W, 31-28	69,149
Nov. 27	at Arizona	W, 24-17	37,198
Dec. 4	at Cleveland	W, 20-14	70,941
Dec. 11	Indianapolis	L, 18-26	67,164
Dec. 18	San Francisco	W, 10-9	64,764
Dec. 24	at Houston	W, 38-20	70,025
Jan. 1	Tennessee	W, 40-13	65,485
Jan. 7	at New England	L, 3-28	68,756

	JAGUARS	OPP.
TOTAL FIRST DOWNS	301	273
Rushing	97	79
Passing	170	158
Penalty	34	36
Third Down: Made / Att.	93/225	67/205
Third Down Pct.	41.3	32.7
Fourth Down: Made / Att.	4/10	4/14
Fourth Down Pct.	40.0	28.6
POSSESSION AVG.	31:33	28:27
TOTAL NET YARDS	5,149	4,655
Average per Game	321.8	290.9
Total Plays	1,021	963
Average Per Play	5.0	4.8
NET YARDS RUSHING	1,959	1,709
Average per Game	122.4	106.8
Total Rushes	502	44
NET YARDS PASSING	3,190	2,946
Average per Game	199.4	184.1
Sacked/Yards Lost	32/162	47/277
Gross Yards	3,352	3,223
Attempts/Completions	487/283	482/285
Completion Pct.	58.1	59.1
Had Intercepted	6	19
PUNTS/AVERAGE	83/42.4	88/42.8
NET PUNTING AVERAGE	83/36.9	88/36.7
PENALTIES/YARDS	121/1006	130/1055
FUMBLES/BALLS LOST	27/11	21/9
TOUCHDOWNS	42	30
Rushing	18	4
Passing	21	22
Returns	3	4

BY PERIODS	1	2	3	4	OT	PTS
Jaguars	67	70	113	99	12	361
Opponents	30	117	36	86	0	269

SCORING	TD	RU	PA	RT	PAT	FG	S	TP
Scobee	0	0	0	0	38/39	23/30	0	107
Wilford	7	0	7	0			0	42
Smith	6	0	6	0			0	36
M. Jones	5	0	5	0			0	30
G. Jones	4	4	0	0			0	24
Toefield	4	4	0	0			0	24
Garrard	3	3	0	0			0	20
Taylor	3	3	0	0			0	18
Leftwich	2	2	0	0			0	12
Wimbush	2	1	0	1			0	12
Wrightster	2	0	2	0			0	12
Brady	1	0	1	0			0	6
Mathis	1	0	0	1			0	6
Pearman	1	1	0	0			0	6
Peterson	1	0	0	1			0	6
Jaguars	42	18	21	3	38/39	23/30	0	381
Opponents	30	4	22	4	29/30	20/27	0	269

RUSHING	NO	YDS	AVG	LG	TD
Taylor	194	787	4.1	71t	3
G. Jones	151	575	3.8	27	4
Garrard	31	172	5.5	28	3
Pearman	39	149	3.8	45	1
Toefield	36	142	3.9	32t	4
Leftwich	31	67	2.2	9	2
M. Jones	12	51	4.3	25	0
Wimbush	3	12	4.0	7	1
Williams	2	3	1.5	10	0
Gray	3	1	0.3	3	0
Jaguars	502	1,959	3.9	71t	18
Opponents	434	1,709	3.9	51t	4

RECEIVING	NO	YDS	AVG	LG	TD
Smith	70	1,023	14.6	45t	6
Wilford	41	681	16.6	39	7
M. Jones	36	432	12.0	42	5
Williams	35	445	12.7	41	0
Pearman	32	240	7.5	19	0
Brady	18	157	8.7	33	1
Wrightster	13	120	9.2	27	2
Taylor	13	83	6.4	13	0
G. Jones	10	65	6.5	10	0
Wimbush	5	26	5.2	6	0
B. Jones	3	49	16.3	41	0
Toefield	3	17	5.7	11	0
Hankton	3	15	5.0	8	0
Manuwai	1	-1	-1.0	-1	0
Jaguars	283	3,352	11.8	45t	21
Opponents	285	3,223	11.3	83t	22

INTERCEPTIONS	NO	YDS	AVG	LG	TD
Mathis	5	79	15.8	41t	1
Cousin	4	18	4.5	14	0
Peterson	3	54	18.0	26t	1
Grant	3	29	9.7	29	0
Wright	2	4	2.0	4	0
Cooper	1	0	0.0	0	0
Smith	1	0	0.0	0	0
Jaguars	19	184	9.7	41t	2
Opponents	6	90	15.0	37	0

PUNTING	NO	YDS	AVG	NET	TB	IN	LG	B
Hanson	82	3,517	42.9	36.9	11	33	74	1
Jaguars	82	3,517	42.9	36.9	11	33	74	1
Opponents	88	3,763	42.8	36.7	6	22	75	1

PUNT RET.	NO	FC	YDS	AVG	LG	TD
Pearman	49	15	410	8.4	24	0
Owens	3	0	6	2.0	6	0
Mathis	1	0	-1	-1.0	-1	0
Jaguars	53	15	415	7.8	24	0
Opponents	29	15	236	8.1	72t	1

KICKOFF RET.	NO	YDS	AVG	LG	TD
Wimbush	39	955	24.5	91t	1
Pearman	8	187	23.4	34	0
Alexis	1	31	31.0	31	0
Brady	1	24	24.0	24	0
G. Jones	1	0	0.0	0	0
Jaguars	50	1,197	23.9	91t	1
Opponents	56	1,327	23.7	85	0

2-POINT CONVERSIONS: Garrard
Jaguars 1-1, Opponents 0-0

FGs	1-19	20-29	30-39	40-49	50+
Scobee	0/0	9/9	7/8	5/10	2/3
Jaguars	0/0	9/9	7/8	5/10	2/3
Opponents	0/0	2/2	8/10	9/14	1/1

Scobee: (23G, 41G, 43N, 29G, 41G) (42N, 28G) (32G, 40G) () (32G, 51G, 53G) (23G) (49N, 44N) () (48G, 33G, 26G) (31G) (30G, 38N) (24G, 29G) (27G) (52N, 32G) (40N, 26G) (46G, 38G)

Opponents: () (41G) (35G, 25G) (41N, 46B, 33G, 42G) (31G, 48G) (29G, 46N) (41G) () (41G) () (43N, 42G) (34N) (40G, 34G, 38G, 46G) (35G, 47G, 33G) (37G, 53G, 38N, 48N) ()

SACKS: Hayward 8.5, Spicer 7.5, Peterson 6.0, Meier 6.0, McCray 5.5, D. Smith 4.0, Henderson 3.0, Ayodele 2.5, Grant 1.5, Stroud 1.0, Maddox 1.0, Cousin 0.5
Jaguars 47, Opponents 32

TACKLES (Solo-Assists-Total): Peterson (104-86-190), D. Smith (68-49-117), Ayodele (62-38-100), Grant (69-21-90), Henderson (62-21-83), Cooper (52-28-80), Wright (50-28-78), Mathis (46-24-70), Stroud (42-24-66), Spicer (43-13-56), Cousin (31-25-56), Hayward (39-10-49), Meier (35-12-47), Sensabaugh (21-10-31), McCray (20-3-23), Wiley (7-4-11), Darius (6-2-8), Thomas (5-2-7), Gilbert (4-3-7), Favors (1-4-5), Richardson (3-1-4), Maddox (3-1-4), Starks (3-1-4), Winborn (2-0-2), Roberson (1-1-2), Davis (1-0-1), Sorensen (1-0-1), Chase (0-1-1)

USUAL STARTING LINEUP

OFFENSE

- QB Byron Leftwich (11)
- David Garrard (5)
- RB Fred Taylor (11)
- LaBrandon Toefield (2)
- FB Greg Jones (13)
- WR Jimmy Smith (16)
- WR Reggie Williams (7)
- Ernest Wilford (8)
- TE Kyle Brady (14)
- George Wrightster (6)
- LT Khalif Barnes (12)
- Mike Pearson (2)
- Ephraim Salaam (2)
- LG Vince Manuwai (16)
- C Brad Meester (12)
- Dennis Norman (4)
- RG Chris Naeole (15)
- RT Maurice Williams (16)

DEFENSE

- LE Reggie Hayward (15)
- DT Marcus Stroud (16)
- DT John Henderson (15)
- RE Paul Spicer (14)
- OLB Akin Ayodele (11)
- MLB Mike Peterson (16)
- OLB Daryl Smith (16)
- LCB Rashean Mathis (16)
- RCB Kenny Wright (16)
- DB Terry Cousin (5)
- FS Deon Grant (16)
- SS Donovin Darius (2)
- Deke Cooper (12)
- Gerald Sensabaugh (2)

PASSING	ATT	CMP	PCT	YDS	YDS/ATT	TD	INT	LG	SK/YDS	RTG
Leftwich	302	175	57.9	2,123	7.03	15	5	45t	23/110	89.3
Garrard	168	98	58.3	1,117	6.65	4	1	37	8/45	83.9
Gray	14	8	57.1	100	7.14	2	0	26	1/7	119.0
M. Jones	3	2	66.7	12	4.00	0	0	6	0/0	74.3
Jaguars	487	283	58.1	3,352	6.88	21	6	45t	32/162	88.4
Opponents	482	285	59.1	32,23	6.69	22	19	83t	47/277	78.0

2006 STATISTICS



HEAD COACH: JACK DEL RIO

RECORD: 8-8 (.500)

STANDINGS: 3RD, AFC SOUTH

DATE	OPPONENT	RESULT	ATT.
Sept. 10	Dallas	W, 24-17	67,164
Sept. 18	Pittsburgh	W, 9-0	67,164
Sept. 24 at	Indianapolis	L, 14-21	57,041
Oct. 1 at	Washington	L, 30-36 (OT)	89,450
Oct. 8	N.Y. Jets	W, 41-0	66,604
Oct. 22 at	Houston	L, 7-27	70,035
Oct. 29 at	Philadelphia	W, 13-6	69,249
Nov. 5	Tennessee	W, 37-7	66,524
Nov. 12	Houston	L, 10-13	65,918
Nov. 20	N.Y. Giants	W, 26-10	67,164
Nov. 26 at	Buffalo	L, 24-27	63,608
Dec. 3 at	Miami	W, 24-10	73,160
Dec. 10	Indianapolis	W, 44-17	67,164
Dec. 17 at	Tennessee	L, 17-24	69,143
Dec. 24	New England	L, 21-24	67,164
Dec. 31 at	Kansas City	L, 30-35	77,500

TOTAL FIRST DOWNS	JAGUARS	OPP.
Rushing	127	94
Passing	147	143
Penalty	19	22
Third Down: Made /Att.	85/217	63/227
Third Down Pct.	39.2	36.6
Fourth Down: Made/Att.	7/14	4/14
Fourth Down Pct.	50.0	28.6
POSSESSION AVG.	32:11	27:49
TOTAL NET YARDS	5,423	4,538
Average per Game	338.9	283.6
Total Plays	989	978
Average Per Play	5.5	4.6
NET YARDS RUSHING	2,541	1,460
Average per Game	158.8	91.3
Total Rushes	513	420
NET YARDS PASSING	2,882	3,078
Average per Game	180.1	192.4
Sacked/Yards Lost	30/178	35/200
Gross Yards	3,060	3,278
Att./Completions	446/266	523/294
Completion Pct.	59.6	56.2
Had Intercepted	14	20
PUNTS/AVERAGE	73/40.0	90/41.4
NET PUNTING AVE.	73/33.4	90/35.8
PENALTIES/YARDS	97/806	80/684
FUMBLES/BALLS LOST	16/9	12/4
TOUCHDOWNS	42	32
Rushing	23	14
Passing	17	12
Returns	2	6

BY PERIODS	1	2	3	4	OT	PTS
Jaguars	72	112	80	107	0	371
Opponents	61	64	72	71	6	274

SCORING	TD	RU	PA	RT	PAT	FG	S	TP
Scobee	0	0	0	0	41/41	26/32	0	119
Jones-Drew	16	13	2	1			0	96
Taylor	6	5	1	0			0	36
M. Jones	4	0	4	0			0	24
R. Williams	4	0	4	0			0	24
Wrightster	3	0	3	0			0	18
Gray	2	2	0	0			0	12
Leftwich	2	2	0	0			0	12
Wilford	2	0	2	0			0	12
Lewis	1	0	1	0			0	6
Pearman	1	1	0	0			0	6
Starks	1	0	0	1			0	6
Jaguars	42	23	17	2	41/41	26/32	0	371
Opponents	32	14	12	6	31/31	17/24	0	274

RUSHING	NO	YDS	AVG	LG	TD
Taylor	231	1,146	5.0	76	5
Jones-Drew	166	941	5.7	74t	13
Garrard	47	250	5.3	20	0
Pearman	19	89	4.7	12	1
Leftwich	25	41	1.6	7	2
R. Williams	7	33	4.7	10	0
Gray	2	26	13.0	17t	2
Toefield	10	22	2.2	12	0
Alexis	3	5	1.7	3	0
Wimbush	1	3	3.0	3	0
M. Jones	2	-15	-7.5	-6	0
Jaguars	513	2,541	5.0	76	23
Opponents	420	1,460	3.5	40	14

RECEIVING	NO	YDS	AVG	LG	TD
R. Williams	52	616	11.8	48	4
Jones-Drew	46	436	9.5	51t	2
M. Jones	41	643	15.7	49	4
Wrightster	39	353	9.1	23	3
Wilford	36	524	14.6	41	2
Taylor	23	242	10.5	36	1
Lewis	13	126	9.7	31	1
Hankton	5	48	9.6	15	0
Brady	5	37	7.4	13	0
Wimbush	4	23	5.8	9	0
Pearman	2	12	6.0	7	0
Jaguars	266	3,060	11.5	51t	17
Opponents	294	3,278	11.1	68t	12

INTERCEPTIONS	NO	YDS	AVG	LG	TD
Mathis	8	146	18.3	55	0
Grant	2	25	12.5	24	0
Sensabaugh	2	8	4.0	8	0
Starks	1	55	55.0	55t	1
Cousin	1	16	16.0	16	0
Peterson	1	15	15.0	15	0
Greisen	1	6	6.0	6	0
D. Smith	1	4	4.0	4	0
B. Williams	1	4	4.0	4	0
Webb	1	1	1.0	1	0
Ingram	1	0	0.0	0	0
Jaguars	20	280	14.0	55t	1
Opponents	14	222	15.9	83t	2

PUNTING	NO	YDS	AVG	NET	TB	IN	LG	B
Hanson	72	2,920	40.6	33.4	7	20	58	1
Jaguars	73	2,820	40.0	22.4	7	20	58	1
Opponents	90	3,724	41.4	35.8	7	25	73	2

PUNT RET.	NO	FC	YDS	AVG	LG	TD
Pearman	32	16	283	8.8	29	0
C. Owens	9	5	56	6.2	13	0
Mathis	2	1	9	4.5	9	0
Jones-Drew	1	0	13	13.0	13	0
Toefield	1	0	0	0.0	0	0
Jaguars	45	22	361	8.0	29	0
Opponents	29	16	343	11.8	82t	2

KICKOFF RET.	NO	YDS	AVG	LG	TD
Jones-Drew	31	860	27.7	93t	1
Wimbush	8	181	22.6	33	0
Brady	4	18	4.5	9	0
Pearman	3	56	18.7	22	0
Collier	1	8	8.0	8	0
M. Owens	1	4	4.0	4	0
Toefield	1	9	9.0	9	0
Jaguars	49	1,136	23.2	93t	1
Opponents	60	1,262	21.0	70	0

2-POINT CONVERSIONS: Jaguars 0-1, Opponents 0-0

FGs	1-19	20-29	30-39	40-49	50+
Scobee	0/0	5/6	7/7	14/18	0/1
Jaguars	0/0	5/6	7/7	14/18	0/1
Opponents.	0/0	7/7	3/6	7/10	0/1

Scobee: (35G, 49N) (31G, 32G, 42G) (24N, 49N) (46G, 43G, 41G) (43G, 40G) () (40G, 27G) (47G, 21G, 39G) (44G) (39G, 24G, 23G, 48G) (42N, 27G) (48G) (48N, 48G, 34G, 46G) (43G) (53N) (33G)

Opponents: (32G, 36N) () () (44G, 37G, 37G) () (38N, 43G, 21G) (25G, 28G) () (25G, 32N, 52N, 28G) (40G) (21G, 42G) (42N, 42G) (41G) (44N, 27G) (48G, 49N) ()

SACKS: McCray 10, Meier 5, Henderson 3.5, Spicer 3, Smith 3, Stroud 2.5, Hawkins 2, Pettway 2, Ingram 1.5, McDaniel 1, Gilbert 1, Stanley 0.5

Jaguars 35, Opponents 30

TACKLES (Solo-Assists-Total): Smith (107-63-170), Ingram (67-50-117), Grant (61-24-85), Greisen (48-34-82), Mathis (54-17-71), Henderson (52-12-64), Williams (47-16-63), Darius (47-13-60), Spicer (47-12-59), McCray (42-7-49), Sensabaugh (33-14-47), Peterson (27-20-47), Meier (37-8-45), Cousin (30-12-42), Stroud (31-3-34), Starks (14-13-27), McDaniel (15-6-21), Wiley (14-5-19), Webb (13-3-16), Gilbert (12-4-16), Hawkins (7-1-8), Iwuh (4-3-7), Pettway (5-0-5), Stroud (5-0-5), Stanley (3-1-4), Cordova (3-0-3), Sorensen (2-0-2), Hayward (1-1-0)

USUAL STARTING LINEUP

OFFENSE

- QB Byron Leftwich (6)
- David Garrard (10)
- RB Fred Taylor (15)
- FB Derrick Wimbush (6)
- WR Reggie Williams (14)
- WR Ernest Wilford (12)
- Matt Jones (4)
- TE Kyle Brady (14)
- George Wrightster (10)
- Mercedes Lewis (3)
- LT Khalif Barnes (15)
- LG Vince Manuwai (16)
- C Brad Meester (16)
- RG Chris Naeole (16)
- RT Maurice Williams (16)

DEFENSE

- DE Reggie Hayward (1)
- Bobby McCray (12)
- DT Marcus Stroud (11)
- Rob Meier (8)
- DT John Henderson (16)
- DE Paul Spicer (16)
- OLB Nick Greisen (10)
- Clint Ingram (11)
- MLB Mike Peterson (5)
- OLB Daryl Smith (16)
- LCB Rashean Mathis (16)
- RCB Brian Williams (15)
- DB Terry Cousin (4)
- FS Deon Grant (16)
- SS Donovin Darius (10)
- Gerald Sensabaugh (7)

PASSING	ATT	CMP	PCT	YDS	YDS/ATT	TD	INT	LG	SK/YDS	RTG
Garrard	241	145	60.2	1,735	7.20	10	9	49	20/119	80.5
Leftwich	183	108	59.0	1,159	6.33	7	5	51t	9/48	79.0
Gray	22	13	59.1	166	7.55	0	0	32	1/11	82.8
M. Jones	0	0	---	0	---	0	0	---	0/0	---
Jaguars	446	266	59.6	3,060	6.86	17	14	51t	30/178	80.0
Opponents	523	294	56.2	3,278	6.27	12	20	68t	35/200	66.8

2008 STATISTICS



HEAD COACH: JACK DEL RIO

RECORD: 5-11 (.313)

STANDINGS: 4TH, AFC SOUTH

DATE	OPPONENT	RESULT	ATT.
Sept. 7	at Tennessee	L, 10-17	69,143
Sept. 14	Buffalo	L, 16-20	65,167
Sept. 21	at Indianapolis	W, 23-21	65,938
Sept. 28	Houston	W, 30-27 (OT)	64,061
Oct. 5	Pittsburgh	L, 21-26	65,908
Oct. 12	at Denver	W, 24-17	75,674
Oct. 26	Cleveland	L, 17-23	64,775
Nov. 2	at Cincinnati	L, 19-21	64,238
Nov. 9	at Detroit	W, 38-14	52,631
Nov. 16	Tennessee	L, 14-24	65,258
Nov. 23	Minnesota	L, 12-30	65,064
Dec. 1	at Houston	L, 17-30	70,809
Dec. 7	at Chicago	L, 10-23	61,736
Dec. 14	Green Bay	W, 20-16	65,457
Dec. 18	Indianapolis	L, 24-31	65,648
Dec. 28	at Baltimore	L, 7-27	71,366

TOTAL FIRST DOWNS	JAGUARS	OPP.
Rushing	107	98
Passing	183	166
Penalty	22	25
Third Down: Made/Att.	87/213	82/200
Third Down Pct.	40.8	41.0
Fourth Down: Made/Att.	14/24	5/11
Fourth Down Pct.	58.3	45.5
POSSESSION AVG.	31:22	28:38
TOTAL NET YARDS	5,106	5,295
Average per Game	319.1	330.9
Total Plays	1,005	922
Average Per Play	5.1	5.7
NET YARDS RUSHING	1,774	1,709
Average per Game	110.9	106.8
Total Rushes	426	428
NET YARDS PASSING	3,332	3,586
Average per Game	208.3	224.1
Sacked/Yards Lost	42/288	29/191
Gross Yards	3,620	3,777
Att./Completions	537/335	465/297
Completion Pct.	62.4	63.9
Had Intercepted	13	13
PUNTS/AVERAGE	67/43.3	67/43.0
NET PUNTING AVE.	67/36.9	67/36.8
PENALTIES/YARDS	104/813	80/691
FUMBLES/BALLS LOST	23/11	15.4
TOUCHDOWNS	35	41
Rushing	17	14
Passing	15	25
Returns	3	2

BY PERIODS	1	2	3	4	OT	PTS
Jaguars	58	88	62	91	3	302
Opponents	101	102	50	114	0	367

SCORING	TD	RU	PA	RT	PAT	FG	S	TP
Scobee	0	0	0	0	33/33	19/25	0	90
Jones-Drew	14	12	2	0			0	84
Owens	3	2	0	1			0	18
Williams	3	0	3	0			0	18
Garrard	2	2	0	0			0	12
M. Jones	2	0	2	0			0	12
Lewis	2	0	2	0			0	12
Mathis	2	0	0	2			0	12
Northcutt	2	0	2	0			0	12
G. Jones	1	0	1	0			0	6
Pearman	1	0	1	0			0	6
Porter	1	0	1	0			0	6
Taylor	1	1	0	0			0	6
Williamson	1	0	1	0			0	6
Jaguars	35	17	15	3	33/33	19/25	1	302
Opponents	41	14	25	2	40/40	27/30	0	367

RUSHING	NO	YDS	AVG	LG	TD
Jones-Drew	197	824	4.2	46t	12
Taylor	143	556	3.9	34	1
Garrard	73	322	4.4	24	2
Owens	2	43	21.5	41t	2
G. Jones	2	13	6.5	13	0
Northcutt	1	9	9.0	9	0
Washington	4	9	2.3	6	0
Williamson	1	1	1.0	1	0
Williams	1	0	0.0	0	0
Lemon	2	-3	-1.5	-1	0
Jaguars	426	1,774	4.2	46t	17
Opponents	428	1,709	4.0	40t	14

RECEIVING	NO	YDS	AVG	LG	TD
M. Jones	65	761	11.7	35	2
Jones-Drew	62	565	9.1	26	2
Northcutt	44	545	12.4	41	2
Lewis	41	489	11.9	30t	2
Williams	37	364	9.8	32	3
Walker	16	217	13.6	32	0
Taylor	16	98	6.1	17	0
G. Jones	13	116	8.9	22	1
Porter	11	181	16.5	33	1
Estandia	10	113	11.3	23	0
Angulo	8	63	7.9	17	0
Williamson	5	30	6.0	10t	1
Wrightster	2	35	17.5	27	0
Owens	2	17	8.5	10	0
Pearman	1	23	23.0	23t	1
Washington	1	9	9.0	9	0
Garrard	1	-6	-6.0	-6	0
Jaguars	335	3,620	10.8	41	15
Opponents	297	3,777	12.7	56t	25

INTERCEPTIONS	NO	YDS	AVG	LG	TD
Mathis	4	151	37.8	72t	2
Sensabaugh	4	38	9.5	23	0
Williams	2	31	15.5	27	0
Nelson	2	0	0.0	0	0
Harvey	1	0	0.0	0	0
Jaguars	13	220	16.9	72t	2
Opponents	13	181	13.9	42	1

PUNTING	NO	YDS	AVG	NET	TB	IN	LG	B
Weatherford	21	915	43.6	37.7	3	2	57	0
Podlesh	46	1,989	43.2	36.6	5	12	60	0
Jaguars	67	2,904	43.3	36.9	8	14	60	0
Opponents	67	2,878	43.0	36.8	7	25	61	0

PUNT RET.	NO	FC	YDS	AVG	LG	TD
Witherspoon	17	9	192	11.3	38	0
Jones-Drew	7	1	69	9.9	15	0
Northcutt	5	7	14	2.8	9	0
Jaguars	29	17	275	9.5	38	0
Opponents	31	19	269	8.7	28	0

KICKOFF RET.	NO	YDS	AVG	LG	TD
Witherspoon	52	1,250	24.0	51	0
Jones-Drew	13	281	21.6	33	0
Williamson	4	84	21.0	26	0
G. Jones	2	19	9.5	10	0
Owens	2	30	15.0	20	0
Reyes	1	14	14.0	14	0
Jaguars	74	1,678	22.7	51	0
Opponents	51	1,015	19.9	52	0

2-POINT CONVERSIONS: Jaguars 0-2, Opponents 0-1

PASSING	ATT	CMP	PCT	YDS	YDS/ATT	TD	INT	LG	SK/YDS	RTG
Garrard	535	335	62.6	3,620	6.77	15	13	41	42/288	81.7
Lemon	2	0	0.0	0	0.00	0	0	0	0/0	39.6
Jaguars	537	335	62.4	3,620	6.74	15	13	41	42/288	81.4
Opponents	465	297	63.9	3,777	8.12	25	13	56t	29/191	95.4

FGs	1-19	20-29	30-39	40-49	50+
Scobee	0/0	7/7	3/6	5/7	4/5
Jaguars	0/0	7/7	3/6	5/7	4/5
Opponents	0/0	9/9	10/12	6/7	2/2

Scobee: (37N, 27G) (28G, 50G, 39G) (26G, 21G, 51G) (46G, 40G, 37G) () (48G) (38B, 53G) (52G, 26G) (34G) () (21G, 46N, 38N) (43N, 29G) (42G) (51N) (44G) ()

Opponents: (47G) (21G, 45G) () (27G, 47G) (38G, 23G) (39G) (32G, 20G, 42G) () (33B) (32G) (54G, 32G, 22G) (38G, 50G, 20G) (22G, 36G, 35G) (22G, 23G, 38G) (30N, 45G) (32G, 48N, 41G)

SACKS: Hayward 4.5, Harvey 3.5, Spicer 3.5, Groves 2.5, Smith 2.5, Henderson 2.0, Ingram 2.0, Landri 2.0, Meier 2.0, Kennedy 1.0, Mathis 1.0, Mincey 1.0, Peterson 1.0, McDaniel 0.5

Jaguars 29, Opponents 42

TACKLES (Solo-Assists-Total): Peterson (88-51-139), Smith (89-41-130), Durant (81-32-113), B. Williams (78-11-90), Sensabaugh (70-12-82), Ingram (38-34-72), Nelson (45-19-64), Henderson (37-16-53), Spicer (34-16-50), Meier (31-14-45), Harvey (23-12-35), Mathis (33-0-33), Hayward (24-7-31), Florence (24-2-26), Landri (12-11-23), McDaniel (15-7-22), Prioleau (15-3-18), Groves (12-5-17), T. Williams (15-0-15), Kennedy (4-4-8), Witherspoon (7-0-7), Mincey (3-3-6), Iwuh (0-2-2)

USUAL STARTING LINEUP

OFFENSE

QB	David Garrard (16)
RB	Fred Taylor (13)
	Maurice Jones-Drew (3)
FB	Greg Jones (7)
WR	Reggie Williams (11)
	Jerry Porter (6)
WR	Matt Jones (10)
	Troy Williamson (2)
TE	Mercedes Lewis (15)
TE	Richard Angulo (7)
	Greg Estandia (2)
LT	Khalif Barnes (16)
LG	Vince Manuwai (1)
	Uche Nwaneri (15)
C	Brad Meester (10)
	Dennis Norman (6)
RG	Maurice Williams (11)
	Milford Brown (4)
	Tutan Reyes (3)
	Dennis Norman (8)
RT	Tony Pashos (16)

DEFENSE

DE	Paul Spicer (10)
	Derrick Harvey (9)
DT	John Henderson (14)
	Tony McDaniel (3)
DT	Rob Meier (15)
DE	Reggie Hayward (13)
OLB	Daryl Smith (8)
	Clint Ingram (8)
MLB	Mike Peterson (10)
	Daryl Smith (6)
OLB	Clint Ingram (4)
	Justin Durant (12)
CB	Rashean Mathis (12)
	William James (1)
CB	Drayton Florence (8)
	Brian Williams (11)
FS	Reggie Nelson (13)
	Gerald Sensabaugh (3)
SS	Brian Williams (5)
	Gerald Sensabaugh (10)

2009 STATISTICS



HEAD COACH: JACK DEL RIO

RECORD: 7-9 (.438)

STANDINGS: 4TH, AFC SOUTH

DATE	OPPONENT	RESULT	ATT.
Sept. 13	at Indianapolis	L, 12-14	65,757
Sept. 20	Arizona	L, 17-31	46,520
Sept. 27	at Houston	W, 31-24	70,083
Oct. 4	Tennessee	W, 37-17	49,014
Oct. 11	at Seattle	L, 0-41	67,228
Oct. 18	St. Louis	W, 23-20 (OT)	42,088
Nov. 1	at Tennessee	L, 13-30	69,143
Nov. 8	Kansas City	W, 24-21	45,546
Nov. 15	at N.Y. Jets	W, 24-22	76,313
Nov. 22	Buffalo	W, 18-15	47,757
Nov. 29	at San Francisco	L, 3-20	69,732
Dec. 6	Houston	W, 23-18	42,079
Dec. 13	Miami	L, 10-14	60,457
Dec. 17	Indianapolis	L, 31-35	63,753
Dec. 27	at New England	L, 7-35	68,756
Jan. 3	at Cleveland	L, 17-23	66,935

• TV Blackout

	JAGUARS	OPP.
TOTAL FIRST DOWNS	300	307
Rushing	114	100
Passing	170	191
Penalty	16	16
3rd Down: Made/Att	102/226	94/209
3rd Down Pct.	45.1%	45.0%
4th Down: Made/Att	12/21	12/17
4th Down Pct.	57.1%	70.6%
POSSESSION AVG.	30:08	29:52
TOTAL NET YARDS	5,385	5,637
Avg. Per Game	336.6	352.3
Total Plays	1010	982
Avg. Per Play	5.3	5.7
Net Yards Rushing	2,029	1,863
Avg. Per Game	126.8	116.4
Total Rushes	447	458
NET YARDS PASSING	3,356	3,774
Avg. Per Game	209.8	235.9
Sacked/Yards Lost	44/243	14/79
Gross Yards	3,599	3,853
Attempts/Completions	519/315	510/345
Completion Pct.	60.7%	67.6%
Had Intercepted	10	15
PUNTS/AVERAGE	72/41.9	62/44.9
NET PUNTING AVG.	72/38.3	62/39.5
PENALTIES/YARDS	70/542	64/498
FUMBLES/BALL LOST	26/13	22/10
TOUCHDOWNS	34	44
Rushing	19	12
Passing	15	28
Returns	0	4

BY PERIODS	1	2	3	4	OT	PTS
Jaguars	48	113	46	80	3	290
Opponents	69	157	75	79	0	380

SCORING	TD	RU	PA	RT	PAT	FG	S	TP
Jones-Drew	16	15	1	0	0/0	0/0	0	96
Scobee	0	0	0	0	30/31	18/28	0	84
Sims-Walker	7	0	7	0	0/0	0/0	0	42
Garrard	3	3	0	0	0/0	0/0	0	20
Lewis	2	0	2	0	0/0	0/0	0	12
Miller	2	0	2	0	0/0	0/0	0	12
Hughes	1	0	1	0	0/0	0/0	0	6
Jennings	1	1	0	0	0/0	0/0	0	6
Thomas	1	0	1	0	0/0	0/0	0	6
Wilford	1	0	1	0	0/0	0/0	0	6
Jaguars	34	19	15	0	30/31	18/28	0	290
Opponents	44	12	28	4	38/38	24/28	1	380

RUSHING	NO	YDS	AVG	LG	TD
Jones-Drew	312	1,391	4.5	80t	15
Garrard	77	323	4.2	30	3
Jennings	39	202	5.2	28t	1
M. Thomas	12	86	7.2	22	0
G. Jones	4	23	5.8	11	0
Miller	1	3	3.0	3	0
Owens	2	1	0.5	3	0
Jaguars	447	2,029	4.5	80t	19
Opponents	458	1,863	4.1	89t	12

RECEIVING	NO	YDS	AVG	LG	TD
Sims-Walker	63	869	13.8	61t	7
Jones-Drew	53	374	7.1	19	1
Holt	51	722	14.2	63	0
M. Thomas	48	453	9.4	28	1
Lewis	32	518	16.2	47	2
Miller	21	212	10.1	62	2
Jennings	16	101	6.3	14	0
Wilford	11	123	11.2	30	1
Dillard	6	106	17.7	33	0
Hughes	5	70	14.0	35t	1
G. Jones	5	14	2.8	9	0
Williamson	3	34	11.3	13	0
Potter	1	3	3.0	3	0
Jaguars	315	3,599	11.4	63	15
Opponents	345	3,853	11.2	98t	28

INTERCEPTIONS	NO	YDS	AVG	LG	TD
D. Cox	4	6	1.5	6	0
Mathis	3	46	15.3	29	0
A. Smith	2	34	17.0	30	0
G. Alexander	2	23	11.5	22	0
Groves	1	37	37.0	37	0
Durant	1	27	27.0	27	0
Considine	1	25	25.0	25	0
D. Smith	1	10	10.0	10	0
Jaguars	15	208	13.9	37	0
Opponents	10	234	23.4	56	1

PUNTING	NO	YDS	AVG	NET	TB	IN	LG	B
Podlesh	72	3,017	41.9	38.3	5	23	64	0
Jaguars	72	3,017	41.9	38.3	5	23	64	0
Opponents	62	2,784	44.9	39.5	5	21	70	0

PUNT RET.	NO	FC	YDS	AVG	LG	TD
M. Thomas	14	4	118	8.4	44	0
Witherspoon	7	3	78	11.1	42	0
Jones-Drew	2	0	19	9.5	12	0
Hughes	2	0	18	9.0	11	0
Middleton	1	0	0	0.0	0	0
Starks	1	0	0	0.0	0	0
Jaguars	27	7	233	8.6	44	0
Opponents	38	15	159	4.2	13	0

KICKOFF RET.	NO	YDS	AVG	LG	TD
M. Thomas	26	644	24.8	43	0
Witherspoon	24	568	23.7	42	0
Jones-Drew	4	102	25.5	30	0
Jennings	3	56	18.7	24	0
Owens	3	49	16.3	29	0
Underwood	2	38	19.0	24	0
Miller	2	19	9.5	16	0
Ellison	1	16	16.0	16	0
Wilford	1	0	0.0	0	0
Jaguars	66	1,492	22.6	43	0
Opponents	47	1,069	22.7	93t	1

2-POINT CONVERSIONS: Garrard
Jaguars 1-3, Opponents 2-6

FGs	1-19	20-29	30-39	40-49	50+
Scobee	0/0	7/8	4/4	3/7	4/9
Jaguars	0/0	7/8	4/4	3/7	4/9
Opponents	0/0	12/12	4/5	7/8	1/3

Scobee: (24G, 46G, 63N) (30G, 46B) (52G) (22G, 50G, 55N, 33G) () (58N, 36G) () (53N, 27G) (49N, 21G) (29G) (40N, 32G, 21N) (51G, 46G, 24G) (25G) (50G, 57N) () (47G, 43N)

Opponents: (52N) (45G, 48N) (27G) (29G) (47G, 27G) (52G, 27G) (48G, 25G, 45G) (45G, 21G, 56N) (32G, 37G, 40G) (26G, 28G, 22G) (46G, 27G) (32G) (38N) () () (27G, 21G, 33G)

SACKS: Henderson 3.0, Harvey 2.0, Knighton 1.5, D. Smith 1.5, Ingram 1.0, Stanley 1.0, Hayward 1.0, Durant 1.0, Ellison 1.0, Landri 1.0

Jaguars 14.0, Opponents 44.0

TACKLES (Solo-Assists-Total): D. Smith (101-49-150), Durant (90-45-135), Ingram (47-30-77), Nelson (60-17-77), Cox (56-20-76), Harvey (37-32-69), Henderson (27-33-60), Alexander (39-19-58), Allen (35-23-58), Knighton (29-24-53), Mathis (28-12-40), Iwuh (26-12-38), Considine (24-12-36), Brackenridge (23-11-34), Groves (22-12-34), Ellison (16-12-28), A. Smith (21-7-28), Stanley (17-7-24), Landri (8-7-15), Russell (6-8-14), Ju. Williams (6-4-10), B. Smith (4-5-9), Starks (4-3-7), Middleton (7-0-7), Navarre (3-2-5), Hayward (2-1-3), Harrington (1-0-1), Peterson (0-1-1)

USUAL STARTING LINEUP

OFFENSE

- QB David Garrard (16)
- RB Maurice Jones-Drew (16)
- FB Greg Jones (7)
- WR Mike Sims-Walker (14)
- Mike Thomas (4)
- WR Torry Holt (12)
- TE Mercedes Lewis (15)
- Ernest Wilford (7)
- LT Eugene Monroe (13)
- Tra Thomas (3)
- LG Vince Manuwai (16)
- C Brad Meester (16)
- RG Uche Nwaneri (13)
- Maurice Williams (3)
- RT Eben Britton (15)
- Maurice Williams (1)

DEFENSE

- DE Derrick Harvey (16)
- DT John Henderson (15)
- Atiyah Ellison (2)
- DT Terrance Knighton (16)
- DE Quentin Groves (7)
- Atiyah Ellison (4)
- OLB Daryl Smith (16)
- MLB Justin Durant (13)
- OLB Clint Ingram (12)
- CB Rashean Mathis (10)
- Tryon Brackenridge (5)
- CB Derek Cox (16)
- FS Reggie Nelson (14)
- Anthony Smith (2)
- SS Sean Considine (6)
- Gerald Alexander (10)

PASSING	ATT	CMP	PCT	YDS	YDS/ATT	TD	INT	LG	SK/YDS	RTG
Garrard	516	314	60.9	3,597	7.0	15	10	63	42/236	83.5
McCown	3	1	33.3	2	0.7	0	0	2	2/7	42.4
Jaguars	519	315	60.7	3,599	6.9	15	10	63	44/243	83.2
Opponents	510	345	67.6	3,853	7.6	28	15	98t	14/79	96.0

2010 STATISTICS



HEAD COACH: JACK DEL RIO

RECORD: 8-8 (.500)

STANDINGS: 2ND, AFC SOUTH

DATE	OPPONENT	RESULT	ATT.
Sept. 12	Denver	W, 24-17	63,636
Sept. 19	at San Diego	L, 13-38	62,691
Sept. 26	Philadelphia	L, 3-28	63,256
Oct. 3	Indianapolis	W, 31-28	63,111
Oct. 10	at Buffalo	W, 36-26	58,304
Oct. 18	Tennessee	L, 3-30	63,625
Oct. 24	at Kansas City	L, 20-42	69,105
Oct. 31	at Dallas	W, 35-17	81,395
Nov. 14	Houston	W, 31-24	62,340
Nov. 21	Cleveland	W, 24-20	62,254
Nov. 28	at N.Y. Giants	L, 20-24	78,533
Dec. 5	at Tennessee	W, 17-6	69,143
Dec. 12	Oakland	W, 38-31	62,570
Dec. 18	at Indianapolis	L, 24-34	67,147
Dec. 26	Washington	L, 17-20 (OT)	63,470
Jan. 2	at Houston	L, 17-34	71,023

TOTAL FIRST DOWNS	JAGUARS	OPP.
Rushing	148	98
Passing	161	197
Penalty	21	21
3rd Down: Made/Att	81/203	78/189
3rd Down Pct.	39.9%	41.3%
4th Down: Made/Att	16/25	8/18
4th Down Pct.	64.0%	44.4%
POSSESSION AVG.	31:43	28:17
TOTAL NET YARDS	5,460	5,949
Avg. Per Game	341.3	371.8
Total Plays	1019	948
Avg. Per Play	5.4	6.3
Net Yards Rushing	2,395	1,945
Avg. Per Game	149.7	121.6
Total Rushes	512	416
NET YARDS PASSING	3,065	4,004
Avg. Per Game	191.6	250.3
Sacked/Yards Lost	38/291	26/189
Gross Yards	3,356	4,193
Attempts/Completions	469/291	506/329
Completion Pct.	62.0%	65.0%
Had Intercepted	21	13
PUNTS/AVERAGE	57/43.8	64/42.4
NET PUNTING AVG.	57/39.2	64/36.5
PENALTIES/YARDS	83/675	85/748
FUMBLES/BALL LOST	23/12	12/5
TOUCHDOWNS	41	50
Rushing	14	19
Passing	26	28
Returns	1	3

BY PERIODS	1	2	3	4	OT	PTS
Jaguars	43	129	86	95	0	353
Opponents	88	92	102	134	3	419

SCORING	TD	RU	PA	RT	PAT	FG	S	TP
Scobee	0	0	0	0	41/41	22/28	0	107
Lewis	10	0	10	0	0/0	0/0	0	60
Jones-Drew	7	5	2	0	0/0	0/0	0	42
Sims-Walker	7	0	7	0	0/0	0/0	0	42
Garrard	5	5	0	0	0/0	0/0	0	30
Thomas	5	0	4	1	0/0	0/0	0	30
Jennings	4	4	0	0	0/0	0/0	0	24
J. Hill	1	0	1	0	0/0	0/0	0	6
Miller	1	0	1	0	0/0	0/0	0	6
Osgood	1	0	1	0	0/0	0/0	0	6
Jaguars	41	14	26	1	41/41	22/28	0	353
Opponents	50	19	28	3	48/48	23/25	0	419

RUSHING	NO	YDS	AVG	LG	TD
Jones-Drew	299	1,324	4.4	37	5
Jennings	84	459	5.5	74t	4
Garrard	66	279	4.2	25t	5
Karim	35	160	4.6	15	0
M. Thomas	12	114	9.5	33	0
Edwards	9	34	3.8	14	0
Miller	2	9	4.5	8	0
Bouman	2	8	4.0	6	0
G. Jones	2	4	2.0	3	0
McCown	1	4	4.0	4	0
Jaguars	512	2,395	4.7	74t	19
Opponents	416	1,945	4.7	70	14

RECEIVING	NO	YDS	AVG	LG	TD
M. Thomas	66	820	12.4	50t	4
Lewis	58	700	12.1	42t	10
Sims-Walker	43	562	13.1	39	7
Jones-Drew	34	317	9.3	75	2
Jennings	26	223	8.6	25	0
Miller	20	216	10.8	52t	1
J. Hill	11	248	22.5	48t	1
G. Jones	11	47	4.3	12	0
Underwood	8	111	13.9	22	0
Osgood	6	60	10.0	24t	1
Potter	3	24	8.0	10	0
Karim	3	10	3.3	7	0
Bolen	1	15	15.0	15	0
Wilford	1	3	3.0	3	0
Jaguars	291	3,356	11.5	75	26
Opponents	329	4,193	12.7	67t	28

INTERCEPTIONS	NO	YDS	AVG	LG	TD
D. Cox	4	14	3.5	14	0
A. Smith	1	47	47.0	47	0
Mathis	1	24	24.0	24	0
Greene	1	8	8.0	8	0
D. Smith	1	8	8.0	8	0
Carey	1	7	7.0	7	0
Middleton	1	2	2.0	2	0
D. Jones	1	0	0.0	0	0
Considine	1	-2	-2.0	-2	0
Knighton	1	-3	-3.0	-3	0
Jaguars	13	105	8.1	47	0
Opponents	21	263	12.5	38	1

PUNTING	NO	YDS	AVG	NET	TB	IN	LG	B
Podlesh	57	2,496	43.8	39.2	7	26	63	0
Jaguars	57	2,496	43.8	39.2	7	26	63	0
Opponents	64	2,714	42.4	36.5	1	16	66	1

PUNT RET.	NO	FC	YDS	AVG	LG	TD
M. Thomas	34	7	358	10.5	78t	1
Brackenridge	1	0	1	1.0	1	0
Osgood	1	0	0	0.0	0	0
Mathis	0	1	0	---	---	0
Jaguars	36	8	359	10.0	78t	1
Opponents	19	15	123	6.5	13	0

KICKOFF RET.	NO	YDS	AVG	LG	TD
Karim	50	1,248	25.0	65	0
Underwood	24	561	23.4	53	0
Bolen	1	5	5.0	5	0
J. Hill	1	30	30.0	30	0
Miller	1	22	22.0	22	0
Owens	1	22	22.0	22	0
Potter	1	15	15.0	15	0
Wilford	1	0	0.0	0	0
Jaguars	80	1,903	23.8	65	0
Opponents	59	1,266	21.5	46	1

2-POINT CONVERSIONS: Jaguars 0-0, Opponents 1-2

FGs	1-19	20-29	30-39	40-49	50+
Scobee	2/2	3/3	6/7	9/14	2/2
Jaguars	2/2	3/3	6/7	9/14	2/2
Opponents	0/0	9/9	10/10	3/3	1/3

Scobee: (45G) (44G, 48G) (51G) (59G) (49G, 49G, 34G, 40G, 46G) (33G) (35G, 18G) () (38G, 39N, 43N) (47G) (22G, 42G) (26G, 49B, 48N) (19G) (22G) (44N, 34G) (39G, 46N)

Opponents: (54 G) (41G) () () (29G, 22G) (26G, 33G, 36G) () (34G) (24G) (51N, 38G, 51N, 41G) (22G, 29G, 28G) (37G, 30G) (26G) (34G, 37G) (48G, 31G) (26G, 33G)

SACKS: Mincey 5.0, Kampman 4.0, Knighton 4.0, Alualu 3.5, D. Smith 3.5, Harvey 2.5, Hart 1.5, Considine 1.0, Middleton 1.0

Jaguars 26.0, Opponents 38.0

TACKLES (Solo-Assists-Total): D. Smith (109-47-156), Morrison (87-54-141), Durant (71-28-99), Knighton (52-32-84), Alualu (50-27-77), Greene (44-33-77), Mincey (41-28-69), Mathis (36-23-59), Kampman (34-21-55), Allen (38-16-54), Considine (33-19-52), D. Cox (36-16-52), Carey (29-22-51), Middleton (26-16-42), Harvey (16-18-34), Lane (20-13-33), D. Jones (22-5-27), Douzable (13-14-27), A. Smith (13-3-16), G. Alexander (6-9-15), Hart (9-4-13), Mosley (2-4-6), Brackenridge (4-0-4), Cohen (3-0-3), Morgan (2-1-3), Hamlin (2-1-3), Bowen (1-0-1)

USUAL STARTING LINEUP

OFFENSE

- QB David Garrard (14)
- RB Maurice Jones-Drew (14)
- Rashad Jennings (3)
- FB Greg Jones (13)
- WR Mike Sims-Walker (13)
- Kassim Osgood (3)
- WR Mike Thomas (11)
- TE Mercedes Lewis (16)
- Zach Miller (5)
- LT Eugene Monroe (15)
- LG Vince Manuwai (11)
- Justin Smiley (5)
- C Brad Meester (16)
- RG Uche Nwaneri (16)
- RT Jordan Black (9)
- Eben Britton (7)

DEFENSE

- DE Aaron Kampman (8)
- Jeremy Mincey (8)
- DT Terrance Knighton (16)
- DT Tyson Alualu (16)
- DE Austen Lane (9)
- Derrick Harvey (7)
- OLB Daryl Smith (16)
- MLB Kirk Morrison (16)
- OLB Justin Durant (9)
- Russell Allen (4)
- CB Rashean Mathis (16)
- CB Derek Cox (11)
- David Jones (5)
- Don Carey (10)
- FS Gerald Alexander (3)
- Sean Considine (3)
- SS Courtney Greene (11)
- Anthony Smith (3)

PASSING	ATT	CMP	PCT	YDS	YDS/ATT	TD	INT	LG	SK/YDS	RTG
Garrard	366	266	64.5	2,734	7.5	23	15	75	33/253	90.8
Edwards	49	26	53.1	280	5.7	1	3	44	4/32	51.4
Bouman	34	18	52.9	222	6.5	2	2	29	1/6	68.5
McCown	19	11	57.9	120	6.3	0	0	25	0/0	76.6
Jones-Drew	1	0	0.0	0	0.0	0	1	0	0/0	0.0
Jaguars	469	291	62.0	3,356	7.2	26	21	75	38/291	83.4
Opponents	506	329	65.0	4,193	8.3	28	13	67t	26/189	98.5

2011 STATISTICS



**HEAD COACH: JACK DEL RIO (11 GAMES),
MEL TUCKER (5 GAMES)**

RECORD: 5-11 (.313)

STANDINGS: 3RD, AFC SOUTH

DATE	OPPONENT	RESULT	ATT.
Sept. 11	Tennessee	W, 16-14	61,619
Sept. 19	at N.Y. Jets	L, 3-32	78,834
Sept. 26	at Carolina	L, 10-16	71,704
Oct. 2	at New Orleans	L, 10-23	62,471
Oct. 9	Cincinnati	L, 20-30	61,799
Oct. 16	at Pittsburgh	L, 13-17	62,934
Oct. 24	Baltimore	W, 12-7	62,976
Oct. 30	at Houston	L, 14-24	71,412
Nov. 13	at Indianapolis	W, 17-3	64,619
Nov. 20	at Cleveland	L, 10-14	63,498
Nov. 27	Houston	L, 13-20	62,004
Dec. 5	San Diego	L, 14-38	62,743
Dec. 11	Tampa Bay	W, 41-14	62,562
Dec. 15	at Atlanta	L, 14-41	68,856
Dec. 24	at Tennessee	L, 17-23	69,143
Jan. 1	Indianapolis	W, 19-13	62,481

	JAGUARS	OPP.
TOTAL FIRST DOWNS	251	268
Rushing	103	73
Passing	122	175
Penalty	26	20
3rd Down: Made/Att	81/241	79/218
3rd Down Pct.	33.6%	36.2%
4th Down: Made/Att	6/17	4/9
4th Down Pct.	35.3%	44.4%
POSSESSION AVG.	30:02	29:58
TOTAL NET YARDS	4,149	5,008
Avg. Per Game	259.3	313.0
Total Plays	1,002	979
Avg. Per Play	4.1	5.1
NET YARDS RUSHING	1,970	1,667
Avg. Per Game	123.1	104.2
Total Rushes	489	435
NET YARDS PASSING	2,179	3,341
Avg. Per Game	136.2	208.8
Sacked/Yards Lost	44/331	31/213
Gross Yards	2,510	3,554
Attempts/Completions	469/240	513/326
Completion Pct.	51.2%	63.5%
Had Intercepted	15	17
PUNTS/AVERAGE	99/41.9	89/43.3
NET PUNTING AVG.	99/36.5	89/39.4
PENALTIES/YARDS	77/680	105/895
FUMBLES/BALL LOST	27/8	21/11
TOUCHDOWNS	25	37
Rushing	9	14
Passing	12	21
Returns	4	2

BY PERIODS	1	2	3	4	OT	PTS
Jaguars	44	100	33	66	0	243
Opponents	83	103	64	79	0	329

SCORING	TD	RU	PA	RT	PAT	FG	S	TP
Scobee	0	0	0	0	24/24	23/25	0	93
Jones-Drew	11	8	3	0	0/0	0/0	0	66
Hill	3	0	3	0	0/0	0/0	0	18
West	2	0	2	0	0/0	0/0	0	12
Cloherly	1	0	0	1	0/0	0/0	0	6
Collins	1	0	0	1	0/0	0/0	0	6
Dillard	1	0	1	0	0/0	0/0	0	6
Jones	1	1	0	0	0/0	0/0	0	6
Miller	1	0	1	0	0/0	0/0	0	6
Potter	1	0	0	1	0/0	0/0	0	6
Shorts	1	0	1	0	0/0	0/0	0	6
Thomas	1	0	1	0	0/0	0/0	0	6
Youboty	1	0	0	1	0/0	0/0	0	6
Jaguars	25	9	12	4	24/24	23/25	0	243
Opponents	37	14	21	2	35/36	22/29	2	329

RUSHING	NO	YDS	AVG	LG	TD
Jones-Drew	299	1,324	4.4	37	5
Jennings	84	459	5.5	74t	4
Garrard	66	279	4.2	25t	5
Karim	35	160	4.6	15	0
M. Thomas	12	114	9.5	33	0
Edwards	9	34	3.8	14	0
Miller	2	9	4.5	8	0
Bouman	2	8	4.0	6	0
G. Jones	2	4	2.0	3	0
McCown	1	4	4.0	4	0
Jaguars	512	2,395	4.7	74t	14
Opponents	416	1,945	4.7	70	19

RECEIVING	NO	YDS	AVG	LG	TD
M. Thomas	66	820	12.4	50t	4
Lewis	58	700	12.1	42t	10
Sims-Walker	43	562	13.1	39	7
Jones-Drew	34	317	9.3	75	2
Jennings	26	223	8.6	25	0
Miller	20	216	10.8	52t	1
J. Hill	11	248	22.5	48t	1
G. Jones	11	47	4.3	12	0
Underwood	8	111	13.9	22	0
Osgood	6	60	10.0	24t	1
Potter	3	24	8.0	10	0
Karim	3	10	3.3	7	0
Bolen	1	15	15.0	15	0
Wilford	1	3	3.0	3	0
Jaguars	291	3,356	11.5	75	26
Opponents	329	4,193	12.7	67t	28

INTERCEPTIONS	NO	YDS	AVG	LG	TD
D. Cox	4	14	3.5	14	0
A. Smith	1	47	47.0	47	0
Mathis	1	24	24.0	24	0
Greene	1	8	8.0	8	0
D. Smith	1	8	8.0	8	0
Carey	1	7	7.0	7	0
Middleton	1	2	2.0	2	0
D. Jones	1	0	0.0	0	0
Considine	1	-2	-2.0	-2	0
Knighton	1	-3	-3.0	-3	0
Jaguars	13	105	8.1	47	0
Opponents	21	263	12.5	38	1

PUNTING	NO	YDS	AVG	NET	TB	IN	LG	B
Podlesh	57	2,496	43.8	39.2	7	26	63	0
Jaguars	57	2,496	43.8	39.2	7	26	63	0
Opponents	64	2,714	42.4	36.5	1	16	66	1

PUNT RET.	NO	FC	YDS	AVG	LG	TD
M. Thomas	34	7	358	10.5	78t	1
Brackenridge	1	0	1	1.0	1	0
Osgood	1	0	0	0.0	0	0
Mathis	0	1	0	---	---	0
Jaguars	36	8	359	10.0	78t	1
Opponents	19	15	123	6.5	13	0

KICKOFF RET.	NO	YDS	AVG	LG	TD
Karim	50	1,248	25.0	65	0
Underwood	24	561	23.4	53	0
Bolen	1	5	5.0	5	0
J. Hill	1	30	30.0	30	0
Miller	1	22	22.0	22	0
Owens	1	22	22.0	22	0
Potter	1	15	15.0	15	0
Wilford	1	0	0.0	0	0
Jaguars	80	1,903	23.8	65	0
Opponents	59	1,266	21.5	46	1

2-POINT CONVERSIONS: Jaguars 0-0, Opponents 1-2

FGs	1-19	20-29	30-39	40-49	50+
Scobee	1/1	5/5	5/5	7/8	5/6
Jaguars	1/1	5/5	5/5	7/8	5/6
Opponents	0/0	5/5	10/11	4/6	3/7

Scobee: (48G, 21G, 45G) (55G) (53G) (31G) (19G, 20G) (46G, 45G) (54G, 54G, 22G, 51G) () (44G, 45N) (42G) (21G, 55N, 35G) () () (39G) (25G, 32G, 47G, 39G)

Opponents: (67N) (38G, 45G, 23G) (35G, 32G) (53N, 38G, 39G, 21G, 50N) (47G) (21G, 46N) (52N) (46N, 39G) (42G) (38N) (53G, 33G) (29G) () (33G, 31G) (51G, 51G, 35G) (48G, 20G)

SACKS: Mincey 8.0, Roth 3.5, D. Smith 3.5, Alualu 2.5, Chick 2.5, Coleman 2.0, Posluszny 2.0, Douzable 1.0, Lane 1.0, Lowery 1.0, Mosley 1.0, Session 1.0, Allen 0.5, Collins 0.5, Landry 0.5, Selvie 0.5

Jaguars 31.0, Opponents 44.0

TACKLES (Solo-Assists-Total): Posluszny (132-60-192), D. Smith (125-41-166), Landry (69-46-115), Mincey (61-40-101), Alualu (43-38-81), Allen (51-25-76), Knighton (38-23-61), Douzable (35-26-61), Mosley (30-20-50), Lowery (31-16-47), Session (35-9-44), Coleman (32-12-44), Roth (29-14-43), Mathis (27-9-36), Middleton (22-11-33), Youboty (24-5-29), Prosiniski (7-12-19), Rutland (10-8-18), Lane (7-9-16), Cox (12-4-16), Collins (7-8-15), Owusu-Ansah (9-5-14), Chick (8-1-9), Trent (4-4-8), Greene (5-2-7), Selvie (3-1-4), Kampman (1-1-2), Franklin (0-3-3), D. Jones (1-0-1), Brown (1-0-1)

USUAL STARTING LINEUP

OFFENSE

QB	Blaine Gabbert (14)
RB	Maurice Jones-Drew (16)
FB	Greg Jones (9)
WR	Mike Thomas (13)
WR	Jason Hill (10)
	Jarett Dillard (5)
TE	Mercedes Lewis (15)
	Zach Potter (7)
LT	Eugene Monroe (14)
LG	Will Rackley (14)
C	Brad Meester (16)
RG	Uche Nwaneri (16)
RT	Guy Whimper (15)

DEFENSE

DE	Jeremy Mincey (16)
DT	Terrance Knighton (13)
	C.J. Mosley (3)
DT	Tyson Alualu (16)
DE	Matt Roth (9)
	Leger Douzable (6)
OLB	Daryl Smith (16)
MLB	Paul Posluszny (16)
OLB	Clint Session (6)
	Russell Allen (6)
CB	Rashean Mathis (9)
	William Middleton (6)
CB	Derek Cox (6)
	Ashton Youboty (5)
FS	Dwight Lowery (11)
SS	Dawan Landry (16)

PASSING	ATT	CMP	PCT	YDS	YDS/ATT	TD	INT	LG	SK/YDS	RTG
Gabbert	413	210	50.8	2,214	5.4	12	11	74t	40/293	65.4
L. McCown	56	30	53.6	296	5.3	0	4	26	4/38	39.0
Jaguars	469	240	51.2	2,510	5.4	12	15	74t	44/331	62.2
Opponents	513	326	63.5	3,554	6.9	21	17	80t	31/213	83.7

2012 STATISTICS



HEAD COACH: MIKE MULARKEY

RECORD: 2-14 (.125)

STANDINGS: 4TH, AFC SOUTH

DATE	OPPONENT	RESULT	ATT.
Sept. 9	at Minnesota	L, 23-26 (OT)	56,607
Sept. 16	Houston	L, 7-27	62,907
Sept. 23	at Indianapolis	W, 22-17	63,536
Sept. 30	Cincinnati	L, 10-27	63,030
Oct. 7	Chicago	L, 3-41	67,012
Oct. 21	at Oakland	L, 23-26 (OT)	51,634
Oct. 28	at Green Bay	L, 15-24	70,464
Nov. 4	Detroit	L, 14-31	63,050
Nov. 8	Indianapolis	L, 10-27	63,272
Nov. 18	at Houston	L, 37-43 (OT)	71,676
Nov. 25	Tennessee	W, 24-19	63,323
Dec. 2	at Buffalo	L, 18-34	53,971
Dec. 9	N.Y. Jets	L, 10-17	67,027
Dec. 16	at Miami	L, 3-24	53,667
Dec. 23	New England	L, 16-23	70,251
Dec. 30	at Tennessee	L, 20-38	69,143

	JAGUARS	OPP.
TOTAL FIRST DOWNS	269	364
Rushing	76	133
Passing	157	194
Penalty	36	37
3rd Down: Made/Att	64/216	89/215
3rd Down Pct.	29.6%	41.4%
4th Down: Made/Att	8/26	4/9
4th Down Pct.	30.8%	44.4%
POSSESSION AVG.	32:29	32:31
TOTAL NET YARDS	4788	6088
Avg. Per Game	299.3	380.5
Total Plays	994	1100
Avg. Per Play	4.8	5.5
NET YARDS RUSHING	1369	2256
Avg. Per Game	85.6	141.0
Total Rushes	358	545
NET YARDS PASSING	3419	3832
Avg. Per Game	213.7	239.5
Sacked/Yards Lost	50/327	20/128
Gross Yards	3746	3960
Attempts/Completions	586/328	535/341
Completion Pct.	56.0%	63.7%
Had Intercepted	17	12
PUNTS/AVERAGE	92/47.3	68/46.0
NET PUNTING AVG.	40.4	39.8
PENALTIES/YARDS	101/955	101/820
FUMBLES/BALL LOST	20/9	17/11
TOUCHDOWNS	26	48
Rushing	5	19
Passing	20	21
Returns	1	8

BY PERIODS	1	2	3	4	OT	PTS
Jaguars	50	71	43	88	3	255
Opponents	66	134	87	142	15	444

SCORING	TD	RU	PA	RT	PAT	FG	S	TP
Scobee	0	0	0	0	18/19	25/28	0	93
Shorts	7	0	7	0	0/0	0/0	0	42
Blackmon	5	0	5	0	0/0	0/0	1	32
Lewis	4	0	4	0	0/0	0/0	0	24
Jennings	2	2	0	0	0/0	0/0	1	14
Jones-Drew	2	1	1	0	0/0	0/0	0	12
Owens	1	1	0	0	0/0	0/0	1	8
Harris	1	0	0	1	0/0	0/0	0	6
Whimper	1	0	1	0	0/0	0/0	0	6
Henne	1	1	0	0	0/0	0/0	0	6
Shiple	1	0	1	0	0/0	0/0	0	6
Spurlock	1	0	1	0	0/0	0/0	0	6
Jaguars	26	5	20	1	18/19	25/28	3	255
Opponents	48	19	21	8	46/46	36/43	1	444

RUSHING	NO	YDS	AVG	LG	TD
Jones-Drew	86	414	4.8	59t	2
Jennings	101	283	2.8	21	1
Owens	42	209	5.0	32t	1
Parmele	40	143	3.6	28	0
Murphy	23	92	4.0	14	0
Toston	17	74	4.4	14	0
Henne	19	64	3.4	15	1
Gabbert	18	56	3.1	10	0
Blackmon	2	23	11.5	12	0
Jones	5	8	1.6	4	0
Todman	3	8	2.7	6	0
Thomas	1	-1	-1.0	-1	0
Shorts	1	-4	-4.0	-4	0
Jaguars	358	1369	3.8	59t	5
Opponents	545	2256	4.1	53	19

RECEIVING	NO	YDS	AVG	LG	TD
Blackmon	64	865	13.5	81t	5
Shorts	55	979	17.8	80t	7
Lewis	52	540	10.4	26	4
Robinson	24	252	10.5	32	0
Shiple	23	244	10.6	36	1
Jennings	19	130	6.8	26	0
Spurlock	14	121	8.6	22	1
Jones-Drew	14	86	6.1	13	1
Thomas	13	80	6.2	12	0
Jones	11	64	5.8	10	0
Elliott	10	108	10.8	22	0
Owens	8	113	14.1	53	0
Parmele	7	60	8.6	26	0
Toston	3	41	13.7	21	0
Clemons	3	41	13.7	17	0
Whimper	2	11	5.5	10	1
Potter	2	6	3.0	4	0
Stanback	1	6	6.0	6	0
Ta'ufou	1	5	5.0	5	0
Todman	1	0	0.0	0	0
Henne	1	-6	-6.0	-6	0
Jaguars	328	3746	11.4	81t	20
Opponents	341	3960	11.6	59	21

INTERCEPTIONS	NO	YDS	AVG	LG	TD
Cox	4	18	4.5	16	0
Posluszny	3	20	6.7	13	0
Landry	1	47	47.0	21	0
Lowery	1	21	21.0	21	0
Bosworth	1	10	10.0	10	0
Prosinski	1	6	6.0	4	0
Harris	1	0	0.0	0	0
Jaguars	12	122	10.2	21	0
Opponents	17	400	23.5	79t	5

PUNTING	NO	YDS	AVG	NET	TB	IN	LG	B
Anger	91	4353	47.8	40.8	5	31	73	1
Jaguars	91	4353	47.3	40.8	5	31	73	1
Opponents	67	3131	46.0	40.3	7	20	65	1

PUNT RET.	NO	FC	YDS	AVG	LG	TD
Shiple	10	1	75	7.5	15	0
Thomas	8	1	56	7.0	18	0
Spurlock	6	4	51	8.5	28	0
Cosby	5	4	46	9.2	15	0
Ross	3	3	16	5.3	6	0
Jones-Drew	2	0	4	2.0	4	0
Jaguars	34	13	248	7.3	28	0
Opponents	40	29	495	12.4	81t	2

KICKOFF RET.	NO	YDS	AVG	LG	TD
Jennings	10	241	24.1	29	0
Parmele	10	233	23.3	38	0
Spurlock	6	118	19.7	24	0
Shiple	6	117	19.5	24	0
Murphy	5	118	23.6	32	0
Cosby	5	99	19.8	32	0
Todman	4	78	19.5	24	0
Toston	3	65	21.7	25	0
Thomas	2	34	17.0	20	0
Potter	1	11	11.0	11	0
Selvie	1	0	0.0	0	0
Jaguars	53	1114	21.0	38	0
Opponents	39	1009	25.9	55	0

2-POINT CONVERSIONS: Jaguars 3-7, Opponents: 1-1

FGs	1-19	20-29	30-39	40-49	50+
Scobee	1/1	4/4	8/8	11/13	1/2
Team	1/1	4/4	8/8	11/13	1/2
Opponents	0/0	7/7	17/19	9/12	3/5

Scobee: (19G, 26G, 47G) () (44G, 47G, 26G) (21G) (31G) (50G, 40G, 45G) (38G, 22G, 32G) (44N, 40G) (43G, 40G, 33G) (41G) (36G) (31G, 55N) (37G) (41G, 43N, 35G, 42G) ()

Opponents: (20G, 42G, 55G, 38G) (31G, 37G) (36N, 37G) (35G, 35G) (32G, 31G) (21G, 33G, 31G, 64N, 40G) (32N, 25G) (47N, 42G) (31G, 41G) (42G, 50N, 27G, 47N, 25G) (38G, 42N, 40G, 39G, 33G) (29G, 50G) (44G) (53G, 30G, 31G) (25G, 49G, 38G) (48G)

SACKS: T. Alualu 3.5, J. Mincey 3.0, C. Mosley 2.5, T. Knighton 2.0, P. Posluszny 2.0, A. Lane 2.0, J. Babin 1.5, M. Harris 1.0, A. Branch 1.0, G. Selvie 1.0, R. Allen 0.5
Jaguars 20.0, Opponents 50.0

TACKLES (Solo-Assists-Total): Posluszny (152-79-231), Allen (137-64-201), Landry (90-86-176), Alualu (36-46-82), Mosley (44-36-80), Mincey (43-31-74), Prosinski (44-22-66), Ross (45-20-65), Harris (44-18-62), Knighton (31-30-61), Cox (49-10-59), Lane (27-27-54), Bosworth (32-21-53), Lowery (28-25-53), Stanford (15-21-36), Selvie (13-17-30), Mathis (15-9-24), Branch (9-11-20), Middleton (10-8-18), Babin (8-9-17), D'A. Smith (8-4-12), D. Smith (4-6-10), Rutland (4-6-10), Chick (2-6-8), Pendleton (2-2-4), Morgan (2-0-2)

USUAL STARTING LINEUP

OFFENSE

- QB Blaine Gabbert (9)
- Chad Henne (6)
- RB Maurice Jones-Drew (5)
- Rashad Jennings (5)
- FB Greg Jones (4)
- WR Justin Blackmon (15)
- WR Cecil Shorts III (9)
- Laurent Robinson (4)
- TE Mercedes Lewis (15)
- LT Eugene Monroe (16)
- LG Mike Brewster (7)
- Eben Britton (5)
- Austin Pasztor (3)
- C Brad Meester (16)
- RG Uche Nwaneri (15)
- RT Cameron Bradford (12)
- Guy Whimper (4)

DEFENSE

- DE Jeremy Mincey (11)
- Jason Babin (4)
- DT Tyson Alualu (15)
- DT C.J. Mosley (12)
- Terrance Knighton (4)
- DE Austin Lane (7)
- Jeremy Mincey (5)
- OLB Kyle Bosworth (5)
- Julian Stanford (6)
- MLB Paul Posluszny (16)
- OLB Russell Allen (16)
- CB Derek Cox (11)
- William Middleton (3)
- CB Aaron Ross (6)
- Rashean Mathis (4)
- Mike Harris (4)
- FS Dwight Lowery (9)
- Chris Prosinski (7)
- SS Dawan Landry (16)

PASSING	ATT	CMP	PCT	YDS	YDS/ATT	TD	INT	LG	SK/YDS	RTG
Henne	308	166	53.9	2,084	6.8	11	11	81t	28/169	72.2
Gabbert	278	162	58.3	1,662	6.0	9	6	80t	22/158	77.3
Team	586	328	56.0	3,746	6.4	20	17	81t	50/327	74.7
Opponents	535	341	63.7	3,960	7.4	21	12	59	20/128	89.8

2013 STATISTICS



HEAD COACH: GUS BRADLEY

RECORD: 4-12 (.250)

STANDINGS: 3RD, AFC SOUTH

DATE	OPPONENT	RESULT	ATT.
Sept. 8	Kansas City	L, 2-28	59,416
Sept. 15	at Oakland	L, 9-19	49,400
Sept. 22	at Seattle	L, 17-45	68,087
Sept. 29	Indianapolis	L, 3-37	59,695
Oct. 6	at St. Louis	L, 20-34	54,266
Oct. 13	at Denver	L, 19-35	76,862
Oct. 20	San Diego	L, 6-24	59,550
Oct. 27	S.F. (London)	L, 10-42	83,559
Nov. 10	at Tennessee	W, 29-27	69,143
Nov. 17	Arizona	L, 14-27	59,862
Nov. 24	at Houston	W, 13-6	71,659
Dec. 1	at Cleveland	W, 32-28	69,654
Dec. 5	Houston	W, 27-20	60,414
Dec. 15	Buffalo	L, 20-27	60,085
Dec. 22	Tennessee	L, 16-20	60,559
Dec. 29	at Indianapolis	L, 10-30	66,008

* Wembley Stadium in London, U.K.

TOTAL FIRST DOWNS

	JAGUARS	OPP.
Rushing	71	121
Passing	176	200
Penalty	24	32
3rd Down: Made/Att	70/225	96/226
3rd Down Pct.	31.1%	42.5%
4th Down: Made/Att	13/30	9/12
4th Down Pct.	43.3%	75.0%
POSSESSION AVG.	27:22	32:38
TOTAL NET YARDS	4,701	6,070
Avg. Per Game	293.8	379.4
Total Plays	1,020	1,089
Avg. Per Play	4.6	5.6
NET YARDS RUSHING	1,260	2,108
Avg. Per Game	78.8	131.8
Total Rushes	378	507
NET YARDS PASSING	3,441	3,962
Avg. Per Game	215.1	247.6
Sacked/Yards Lost	50/310	31/225
Gross Yards	3,751	4,187
Attempts/Completions	592/349	551/354
Completion Pct.	59.0%	64.2%
Had Intercepted	21	11
PUNTS/AVERAGE	95/45.7	76/43.0
NET PUNTING AVG.	40.5	38.8
PENALTIES/YARDS	96/797	87/729
FUMBLES/BALL LOST	18/6	27/10
TOUCHDOWNS	25	53
Rushing	7	20
Passing	16	29
Returns	2	4

BY PERIODS	1	2	3	4	OT	PTS
Jaguars	70	66	50	61	0	247
Opponents	107	139	102	101	0	449

SCORING	TD	RU	PA	RT	PAT	FG	S	TP
Scobee	0	0	0	0	22/23	23/25	0	91
Jones-Drew	5	5	0	0	0/0	0/0	0	30
M. Lewis	4	0	4	0	0/0	0/0	0	24
C. Shorts	3	0	3	0	0/0	0/0	0	18
Todman	3	2	1	0	0/0	0/0	0	18
Harbor	2	0	2	0	0/0	0/0	0	12
M. Brown	2	0	2	0	0/0	0/0	0	12
Noble	1	0	1	0	0/0	0/0	0	6
J. Blackmon	1	0	1	0	0/0	0/0	0	6
Sanders	1	0	1	0	0/0	0/0	0	6
K. Taylor	1	0	1	0	0/0	0/0	0	6
W. Blackmon	1	0	0	1	0/0	0/0	0	6
Posluszny	1	0	0	1	0/0	0/0	0	6
J. Thomas	0	0	0	0	0/0	0/0	0	2
Jaguars	25	7	16	2	22/23	23/25	0	247
Opponents	53	20	29	4	53/53	26/29	0	449

RUSHING	NO	YDS	AVG	LG	TD
Jones-Drew	234	803	3.4	48	5
Todman	76	256	3.4	33	2
Henne	27	77	2.9	14	0
Robinson	20	66	3.3	24	0
Gabbert	9	32	3.6	7	0
Forsett	6	31	5.2	10	0
Sanders	2	4	2.0	4	0
Ta'ufou'u	1	1	1.0	1	0
Anger	1	0	0.0	0	0
Blackmon	1	-1	-1.0	-1	0
Burton	1	-9	-9.0	-9	0
Jaguars	378	1260	3.3	48	7
Opponents	507	2108	4.2	50	20

RECEIVING	NO	YDS	AVG	LG	TD
Shorts	66	777	11.8	59	3
Sanders	51	484	9.5	51	1
Jones-Drew	43	314	7.3	17	0
M. Brown	32	446	13.9	43	2
J. Blackmon	29	415	14.3	67t	1
Lewis	25	359	14.4	41	4
Harbor	24	292	12.2	31	2
Taylor	19	189	9.9	17	1
Forsett	15	82	5.5	14	0
Todman	14	116	8.3	30	1
Ta'ufou'u	10	40	4.0	11	0
Burton	8	76	9.5	22	0
Reisner	5	40	8.0	16	0
Ebert	3	18	6.0	8	0
Noble	2	63	31.5	62t	1
Thomas	2	31	15.5	18	0
Meester	1	9	9.0	9	0
Jaguars	349	3751	10.7	67t	16
Opponents	354	4187	11.8	95t	29

INTERCEPTIONS	NO	YDS	AVG	LG	TD
Posluszny	2	69	34.5	59t	1
Hayes	2	39	19.5	28	0
Gratz	2	20	10.0	17	0
Ball	2	8	4.0	8	0
Cyprien	1	27	27.0	27	0
R. Davis	1	8	8.0	8	0
W. Blackmon	1	1	1.0	1	0
Jaguars	11	172	15.6	59t	1
Opponents	21	355	16.9	82t	3

PUNTING	NO	YDS	AVG	NET	TB	IN	LG	B
Anger	95	4338	45.7	40.5	8	31	61	0
Jaguars	95	4338	45.7	40.5	8	31	61	0
Opponents	75	3268	43.0	39.3	7	19	65	1

PUNT RET.	NO	FC	YDS	AVG	LG	TD
Sanders	25	16	140	5.6	17	0
W. Blackmon	5	5	2	0.4	5	0
Jaguars	30	21	142	4.7	17	0
Opponents	47	22	330	7.0	38	0

KICKOFF RET.	NO	YDS	AVG	LG	TD
Todman	26	712	27.4	59	0
Burton	4	99	24.8	32	0
D. Robinson	4	88	22.0	27	0
Sanders	3	75	25.0	31	0
K. Taylor	2	60	30.0	43	0
Forsett	1	21	21.0	21	0
Ta'ufou'u	1	5	5.0	5	0
Jaguars	41	1060	25.9	59	0
Opponents	25	509	20.4	47	0

2-POINT CONVERSIONS: Jaguars: 0-2, Opponents: 0-0

FGs	1-19	20-29	30-39	40-49	50+
J.Scobee	0/0	3/3	12/12	4/5	4/5
Jaguars	0/0	3/3	12/12	4/5	4/5
Opponents	0/0	10/10	9/10	6/6	1/3

Scobee: () (27G) (33G) (53G) (48G, 34G) (50G, 30G) (30G, 23G) (38G) (32G, 44G) (60N) (30G, 49N, 53G) (44G, 36G, 25G) (40G, 39G) (32G, 55G) (36G) (37G)

Opponents: () (35N, 46G, 30G, 29G, 29G) (21G) (22G, 46G, 28G) (32G, 37G) () (20G) () (39G, 37G) (21G, 32G) (49G, 20G) (53N) (34G, 31G) (42G, 54N, 40G) (45G, 52G) (23G, 26G, 39G)

SACKS: J. Babin 7.5, A. Branch 6.0, S. Marks 4.0, P. Posluszny 3.0, J. Mincey 2.0, T. Alualu 1.5, J. Cyprien 1.0, G. Hayes 1.0, R. Allen 1.0, W. Blackmon 1.0, W. Guy 1.0, R. Davis 1.0, A. Jones 0.5, B. Deaderick 0.5
Jaguars 31.0, Opponents 50.0

TACKLES (Solo-Assists-Total): P. Posluszny (121, 40, 161), J. Cyprien (82, 16, 98), G. Hayes (59, 16, 78), R. Allen (45, 18, 63), J. Evans (43, 11, 54), A. Ball (41, 6, 47), T. Alualu (34, 10, 44), J. Babin (30, 10, 40), W. Blackmon (30, 10, 40), A. Branch (30, 7, 37), M. Harris (28, 6, 34), S. Marks (28, 5, 33), D. Gratz (26, 6, 32), R. Miller (20, 5, 25), W. Guy (18, 6, 24), J. Thomas (12, 5, 17), J. Mincey (7, 7, 14), B. Deaderick (8, 1, 9), A. Jones (8, 1, 9), L. Reynolds (7, 2, 9), C. Pronsinski (5, 2, 7), J. Lotulelei (5, 2, 7), D. Lowery (4, 2, 6), D. McCray (3, 2, 5), R. Davis (4, 0, 4), K. Love (1, 3, 4), J. Miller (2, 0, 2), D. Nevis (1, 1, 2)

USUAL STARTING LINEUP

OFFENSE	QB	RB	FB	WR	WR	TE	LT	LG	C	RG	RT
Chad Henne (13)											
Blaine Gabbert (3)											
Maurice Jones-Drew (15)											
Will Ta'ufou'u (7)											
Clay Harbor, TE (4)											
Cecil Shorts III (13)											
Mike Brown (6)											
Justin Blackmon (4)											
Mercedes Lewis (11)											
Cameron Bradford (11)											
Will Rackley (11)											
Brad Meester (16)											
Uche Nwaneri (16)											
Austin Pasztor (12)											

DEFENSE	LDE	DT	DT	LEO	OLB	MLB	OLB	LCB	RCB	FS	SS
Tyson Alualu (16)											
Roy Miller (14)											
Sen'Derrick Marks (16)											
Jason Babin (16)											
Geno Hayes (14)											
Paul Posluszny (15)											
Russell Allen (12)											
Dwayne Gratz (8)											
Will Blackmon (8)											
Alan Ball (15)											
Josh Evans (11)											
Johnathan Cyprien (15)											

PASSING	ATT	CMP	PCT	YDS	YDS/ATT	TD	INT	LG	SK/YDS	RTG
C.Henne	503	305	60.6	3,241	6.4	13	14	62t	38/243	76.5
B.Gabbert	86	42	48.8	481	5.6	1	7	67t	12/67	36.0
A.Sanders	1	1	100.0	21	21.0	1	0	21t	0/0	158.3
M.Jones-Drew	1	1	100.0	8	8.0	1	0	8t	0/0	139.6
D.Robinson	1	0	0.0	0	0.0	0	0	0	0/0	39.6
Jaguars	592	349	59.0	3,751	6.3	16	21	67t	50/310	71.9
Opponents	551	354	64.2	4,187	7.6	29	11	95t	31/225	96.5



2014 STATISTICS



HEAD COACH: GUS BRADLEY

RECORD: 3-13 (.231)

STANDINGS: 3RD, AFC SOUTH

DATE	OPPONENT	RESULT	ATT.
Sept. 7	at Philadelphia	L, 17-34	69,596
Sept. 14	at Washington	L, 10-41	80,037
Sept. 21	Indianapolis	L, 17-44	60,601
Sept. 28	at San Diego	L, 14-33	56,553
Oct. 5	Pittsburgh	L, 9-17	66,198
Oct. 12	at Tennessee	L, 14-16	69,143
Oct. 19	Cleveland	W, 24-6	61,341
Oct. 26	Miami	L, 13-27	65,633
Nov. 2	at Cincinnati	L, 23-33	60,057
Nov. 9	Dallas*	L, 17-31	83,603
Nov. 23	at Indianapolis	L, 3-23	64,328
Nov. 30	N.Y. Giants	W, 25-24	64,687
Dec. 7	Houston	L, 13-27	61,070
Dec. 14	at Baltimore	L, 12-20	70,801
Dec. 18	Tennessee	W, 21-13	61,202
Dec. 28	at Houston	L, 17-23	71,777

* Wembley Stadium in London, U.K.

	JAGUARS	OPP.
TOTAL FIRST DOWNS	271	330
Rushing	86	107
Passing	154	200
Penalty	31	23
3rd Down: Made/Att	69/216	101/236
3rd Down Pct.	31.9	42.8
4th Down: Made/Att	7/19	4/10
4th Down Pct.	36.8	40.0
POSSESSION AVG.	27:11	32:49
TOTAL NET YARDS	4634	5932
Avg. Per Game	289.6	370.8
Total Plays	988	1085
Avg. Per Play	4.7	5.5
NET YARDS RUSHING	1633	2033
Avg. Per Game	102.1	127.1
Total Rushes	360	499
NET YARDS PASSING	3001	3899
Avg. Per Game	187.6	243.7
Sacked/Yards Lost	71/450	45/275
Gross Yards	3451	4174
Att./Completions	557/325	541/355
Completion Pct.	58.3	65.6
Had Intercepted	18	6
PUNTS/AVERAGE	96/46.5	75/47.5
NET PUNTING AVG.	96/39.6	75/41.5
PENALTIES/YARDS	73/573	115/886
FUMBLES/BALL LOST	15/8	22/14
TOUCHDOWNS	27	45
Rushing	9	15
Passing	15	24
Returns	3	6

BY PERIODS	1	2	3	4	OT	PTS
Jaguars	60	59	46	84	0	249
Opponents	63	148	86	115	0	412

SCORING	TD	RU	PA	RT	PAT	FG	S	TP
Scobee	0	0	0	0	23/23	20/26	0	83
Hurns	6	0	6	0			0	36
D. Robinson	4	4	0	0			0	24
A. Robinson	2	0	2	0			0	14
Gerhart	2	2	0	0			0	12
Johnson	2	2	0	0			0	12
Lewis	2	0	2	0			0	12
Todman	2	1	1	0			0	12
Colvin	1	0	0	1			0	6
Gratz	1	0	0	1			0	6
Harbor	1	0	1	0			0	6
Jacobs	1	0	1	0			0	6
Lee	1	0	1	0			0	6
Shorts	1	0	1	0			0	6
Thomas	1	0	0	1			0	6
Jaguars	27	9	15	3	23/23	20/26	1	249
Opponents	45	15	24	6	45/45	31/35	2	412

RUSHING	NO	YDS	AVG	LG	TD
D. Robinson	135	582	4.3	41	4
Bortles	56	419	7.5	34	0
Gerhart	101	326	3.2	23	2
Todman	32	186	5.8	62t	1
Johnson	29	86	3.0	20	2
Henne	4	25	6.3	12	0
Lee	3	9	3.0	5	0
Jaguars	360	1633	4.5	62t	9
Opponents	499	2033	4.1	60t	15

RECEIVING	NO	YDS	AVG	LG	TD
Shorts	53	557	10.5	53	1
Hurns	51	677	13.3	63t	6
A. Robinson	48	548	11.4	54	2
Lee	37	422	11.4	37	1
Harbor	26	289	11.1	59	1
Todman	25	198	7.9	26	1
D. Robinson	23	124	5.4	19	0
Gerhart	20	186	9.3	26	0
Lewis	18	206	11.4	63t	2
Brown	7	88	12.6	17	0
Ta'ufou'u	7	81	11.6	26	0
Sanders	6	55	9.2	24	0
Jacobs	2	16	8.0	14	1
Jensen	1	8	8.0	8	0
Johnson	1	-4	-4.0	-4	0
Jaguars	325	3451	10.6	63t	15
Opponents	355	4174	11.8	73t	24

INTERCEPTIONS	NO	YDS	AVG	LG	TD
Thomas	2	10	5.0	10	0
Gratz	1	55	55.0	55t	1
T. Smith	1	15	15.0	15	0
Ball	1	0	0.0	0	0
Martin	1	0	0.0	0	0
Jaguars	6	80	13.3	55t	1
Opponents	18	346	19.2	81t	4

PUNTING	NO	YDS	AVG	NET	TB	IN	LG	B
Anger	94	4464	47.5	39.6	10	25	69	2
Jaguars	94	4464	46.5	39.6	10	25	69	2
Opponents	75	3559	47.5	41.5	9	37	69	0

PUNT RET.	NO	FC	YDS	AVG	LG	TD
Sanders	32	10	227	7.1	23	0
Brown	5	5	37	7.4	13	0
Jaguars	37	15	264	7.1	23	0
Opponents	52	20	464	8.9	37	0

KICKOFF RET.	NO	YDS	AVG	LG	TD
Todman	38	972	25.6	40	0
Davis	2	22	11.0	15	0
Alualu	1	12	12.0	12	0
Brown	1	11	11.0	11	0
Sanders	1	16	16.0	16	0
Jaguars	43	1033	24.0	40	0
Opponents	22	516	23.5	50	0

2-POINT CONVERSIONS: Allen Robinson
Jaguars: 1-4, Opponents: 0-0

FGs	1-19	20-29	30-39	40-49	50+
Scobee	0/0	3/3	7/8	7/9	3/6
Jaguars	0/0	3/3	7/8	7/9	3/6
Opponents	0/0	11/11	8/8	9/11	3/5

Scobee: (49G, 50N, 36B), (36G), (41G), (43G, 35G, 36G), (55B), (30G), (48B, 30G, 40G), (25G), (1), (28G), (28G, 43G), (33G, 37G), (53G, 45G, 53G, 42N, 45G), (1), (53G, 51N)

Opponents: (51G, 28G), (36G, 42G), (48G, 43G, 25G), (33G, 34G, 23G, 37G), (24G), (25G, 21G, 42G), (40G, 22G), (43G, 29G), (31G), (54G, 48N), (46G, 20G, 32G), (43N, 33G), (44G, 44G), (22G, 54N, 54N, 33G), (50G, 23G), (1)

SACKS: S. Marks 8.5, C. Clemons 8, R. Davis 6.5, A. Branch 3, A. Jones 3, C. Smith 3, T. Alualu 2, G. Hayes 2, P. Posluszny 2, T. Smith 2, W. Blackmon 1, R. Bryant 1, W. Guy 1, Z. Hood 1, R. Miller 1
Jaguars 45.0, Opponents 71.0

TACKLES (Solo-Assists-Total): J. Cyprien (77, 34, 111), T. Smith (68, 31, 99), J. Evans (62, 28, 90), J. Thomas (47, 34, 81), P. Posluszny (47, 22, 69), D. Gratz (39, 16, 55), G. Hayes (34, 17, 51), D. McCray (40, 7, 47), S. Marks (34, 10, 44), A. Jones (23, 16, 39), C. Clemons (27, 9, 36), R. Miller (21, 10, 31), T. Alualu (13, 17, 30), W. Blackmon (21, 7, 28), A. Colvin (21, 4, 25), Z. Hood (17, 7, 24), R. Bryant (15, 8, 23), A. Ball (18, 4, 22), A. Branch (12, 6, 18), R. Davis (12, 3, 15), S. Martin (11, 3, 14), W. Guy (10, 4, 14), L. Reynolds (9, 4, 13), D. Watson (3, 5, 8), C. Smith (3, 2, 5), J. George (2, 1, 3), C. Proinski (2, 0, 2)

USUAL STARTING LINEUP

OFFENSE

- QB Blake Bortles (13)
- Chad Henne (3)
- RB Denard Robinson (8)
- Toby Gerhart (6)
- FB Will Ta'ufou'u (4)
- WR Cecil Shorts III (12)
- WR Allen Robinson (7)
- Marqise Lee (6)
- TE Mercedes Lewis (8)
- Clay Harbor (6)
- LT Luke Joeckel (16)
- LG Zane Beadles (16)
- C Luke Bowanko (14)
- RG Brandon Linder (15)
- RT Austin Pasztor (8)
- Sam Young (6)

DEFENSE

- LDE Red Bryant (16)
- DT Roy Miller (14)
- DT Sen'Derrick Marks (16)
- LEO Chris Clemons (16)
- OLB Geno Hayes (11)
- MLB J.T. Thomas (9)
- Paul Posluszny (7)
- OLB Telvin Smith (4)
- Will Blackmon, CB (4)
- Demetrius McCray (12)
- RCB Dwayne Gratz (9)
- Alan Ball (7)
- FS Josh Evans (12)
- SS Johnathan Cyprien (15)

PASSING	ATT	CMP	PCT	YDS	YDS/ATT	TD	INT	LG	SK/YDS	RTG
Bortles	475	280	58.9	2,908	6.12	11	17	63t	55/345	69.5
Henne	78	42	53.8	492	6.31	3	1	63t	16/105	80.7
Shorts	2	2	100.0	32	16.00	1	0	23t	0/0	158.3
Anger	1	1	100.0	19	19.00	0	0	19	0/0	118.8
D. Robinson	1	0	0.0	0	0.00	0	0	---	0/0	39.6
Jaguars	557	325	58.3	3,451	6.20	15	18	63t	71/450	72.0
Opponents	541	355	65.6	4,174	7.72	24	6	73t	45/275	99.1

2015 STATISTICS



HEAD COACH: GUS BRADLEY

RECORD: 5-11 (.313)

STANDINGS: 3RD, AFC SOUTH

DATE	OPPONENT	RESULT	ATT.
Sept. 13	Carolina	L, 9-20	60,733
Sept. 20	Miami	W, 23-20	65,443
Sept. 27	at New England	L, 17-51	66,829
Oct. 4	at Indianapolis	L, 13-16 (OT)	65,609
Oct. 11	at Tampa Bay	L, 31-38	58,490
Oct. 18	Houston	L, 20-31	58,085
Oct. 25	Buffalo*	W, 34-31	84,021
Nov. 8	at N.Y. Jets	L, 23-28	78,160
Nov. 15	at Baltimore	W, 22-20	70,837
Nov. 19	Tennessee	W, 19-13	60,121
Nov. 29	San Diego	L, 25-31	59,477
Dec. 6	at Tennessee	L, 39-42	57,355
Dec. 13	Indianapolis	W, 51-16	62,372
Dec. 20	Atlanta	L, 17-23	64,016
Dec. 27	at New Orleans	L, 27-38	73,064
Jan. 3	at Houston	L, 6-30	71,899

* Wembley Stadium in London, U.K.

	JAGUARS	OPP.
TOTAL FIRST DOWNS	313	362
Rushing	69	102
Passing	215	222
Penalty	29	38
3rd Down: Made/Att	72/205	105/227
3rd Down Pct.	35.1%	46.3%
4th Down: Made/Att	8/15	6/12
4th Down Pct.	53.3%	50.0%
POSSESSION AVG.	27:34	32:26
TOTAL NET YARDS	5581	6000
Avg. Per Game	348.8	375.0
Total Plays	1012	1102
Avg. Per Play	5.5	5.4
NET YARDS RUSHING	1473	1709
Avg. Per Game	92.1	106.8
Total Rushes	354	464
NET YARDS PASSING	4108	4291
Avg. Per Game	256.8	268.2
Sacked/Yards Lost	51/320	36/237
Gross Yards	4428	4528
Attempts/Completions	607/355	602/390
Completion Pct.	58.5%	64.8%
Had Intercepted	18	9
PUNTS/AVERAGE	80/46.3	72/43.9
NET PUNTING AVG.	39.5	36.9
PENALTIES/YARDS	105/880	114/989
FUMBLES/BALL LOST	25/10	16/9
TOUCHDOWNS	44	51
Rushing	5	15
Passing	35	29
Returns	4	7

BY PERIODS	1	2	3	4	OT	PTS
Jaguars	35	126	94	121	0	376
Opponents	83	163	69	130	3	448

SCORING	TD	RU	PA	RT	PAT	FG	S	TP
Myers	0	0	0	0	32/39	26/30	0	110
A. Robinson	14	0	14	0			0	84
Hurns	10	0	10	0			0	60
Thomas	5	0	5	0			0	30
Greene	3	0	2	1			0	18
Yeldon	3	2	1	0			0	18
Bortles	2	2	0	0			0	12
Harbor	1	0	1	0			0	8
T. Smith	1	0	0	1			0	6
Branch	1	0	0	1			0	6
D. Robinson	1	1	0	0			0	6
Clemons	1	0	0	1			0	6
Walters	1	0	1	0			0	6
Lee	1	0	1	0			0	6
Jaguars	44	5	35	4	32/39	26/30	0	376
Opponents	51	15	29	7	48/48	30/38	2	448

RUSHING	NO	YDS	AVG	LG	TD
Yeldon	182	740	4.1	45	2
Bortles	52	310	6.0	28	2
D. Robinson	67	266	4.0	31	1
Gray	14	54	3.9	23	0
Gerhart	20	44	2.2	6	0
Lee	5	38	7.6	12	0
Pierce	6	11	1.8	4	0
Washington	1	8	8.0	8	0
Grant	6	2	0.3	11	0
Alualu	1	0	0.0	0	0
Jaguars	354	1473	4.2	45	5
Opponents	464	1709	3.7	87t	15

RECEIVING	NO	YDS	AVG	LG	TD
A. Robinson	80	1400	17.5	90t	14
Hurns	64	1031	16.1	80t	10
Thomas	46	455	9.9	34	5
Yeldon	36	279	7.8	67	1
Walters	32	368	11.5	31	1
D. Robinson	21	164	7.8	16	0
Greene	19	93	4.9	18	2
Lewis	16	226	14.1	45	0
Lee	15	191	12.7	30	1
Harbor	14	149	10.6	26	1
Gerhart	3	23	7.7	8	0
Pierce	3	7	2.3	6	0
Alualu	2	19	9.5	16	0
Grant	2	13	6.5	8	0
Jacobs	1	6	6.0	6	0
Gray	1	4	4.0	4	0
Jaguars	355	4428	12.5	90t	35
Opponents	390	4528	11.6	71t	29

INTERCEPTIONS	NO	YDS	AVG	LG	TD
House	4	21	5.3	15	0
Posluszny	3	25	8.3	19	0
Cyprien	1	48	48.0	48	0
T. Smith	1	26	26.0	26t	1
Jaguars	9	120	13.3	48	1
Opponents	18	283	15.7	84	4

PUNTING	NO	YDS	AVG	NET	TB	IN	LG	B
Anger	80	3700	46.3	39.5	4	26	63	0
Jaguars	80	3700	46.3	39.5	4	26	63	0
Opponents	72	3158	43.9	36.9	7	23	63	1

PUNT RET.	NO	FC	YDS	AVG	LG	TD
Greene	18	8	301	16.7	73t	1
Walters	8	7	30	3.8	14	0
Marshall	5	1	30	6.0	20	0
Jaguars	31	16	361	11.6	73t	1
Opponents	45	22	462	10.3	58	0

KICKOFF RET.	NO	YDS	AVG	LG	TD
Marshall	13	346	26.6	36	0
Grant	8	220	27.5	42	0
Walters	4	80	20.0	28	0
D. Robinson	2	54	27.0	31	0
Banyard	2	21	10.5	13	0
Jones	2	0	0.0	0	0
Jaguars	31	721	23.3	42	0
Opponents	23	553	24.0	54	0

2-POINT CONVERSIONS: Harbor
Jaguars: 1-5, Opponents: 2-3

FGs	1-19	20-29	30-39	40-49	50+
J.Myers	0/0	9/10	8/8	6/8	3/4
Team	0/0	9/10	8/8	6/8	3/4
Opponents	0/0	7/8	8/8	12/14	3/8

Myers: (22), 44WR, (27, 58, 28), (40), (20, 32), 53WR, 48WL, (31), (45, 39, 35), (21, 45), 26B, (53), (31, 32, 20, 36), (22, 51, 27, 28), (46), (42), (43, 34)

Opponents: (43), 53WL, (47), 43B, (48, 41), 42WL, (46, 20, 46), (54, 32, 27), (35, 45, 47), (41), (31, 38, 26), 58WR, (47, 49), 53WL, (28), (25, 21, 32), (34, 33, 46), (37), 52WL, 28B, (29, 51), 50WL, (51)

SACKS: J. Odrick 5.5, A. Branch 4.0, A. Colvin 4.0, R. Miller 4.0, R. Davis 3.5, C. Clemons 3.0, T. Smith 2.5, T. Alualu 2.0, A. Jones 2.0, S. Brown 1.5, D. Skuta 1.5, P. Posluszny 1.0, M. Bennett 0.5, C. Smith 0.5, P. Thompson 0.5

Jaguars 36.0, Opponents 50.0

TACKLES (Solo-Assists-Total): Posluszny (103-30-133), T. Smith (99-29-128), Cyprien (77-30-107), Colvin (60-13-73), House (49-11-60), Evans (36-16-52), Miller (22-18-40), Skuta (31-6-37), Brown (29-7-36), Odrick (23-6-29), Gratz (21-6-27), Alualu (18-8-26), Branch (18-6-24), McCray (17-4-21), Pullard (13-6-19), Armbrister (11-7-18), Jones (8-9-17), Clemons (13-1-14), Sample (8-5-13), C. Smith (8-2-10), Bennett (7-3-10), Marshall (6-4-10), Thompson (6-2-8), Davis (5-2-7), Tripp (5-2-7), Marks (4-2-6)

USUAL STARTING LINEUP

OFFENSE

- QB Blake Bortles (16)
- RB T.J. Yeldon (12)
- Denard Robinson (3)
- WR Allen Robinson (16)
- WR Allen Hurns (15)
- TE Julius Thomas (10)
- TE Marcedes Lewis (16)
- LT Luke Joeckel (14)
- LG Zane Beadles (16)
- C Stefen Wisniewski (16)
- RG A.J. Cann (13)
- Brandon Linder (3)
- RT Jermeay Parnell (15)

DEFENSE

- LDE Jared Odrick (16)
- DT Tyson Alualu (13)
- DT Roy Miller III (16)
- LEO Andre Branch (9)
- Chris Clemons (7)
- WLB Telvin Smith (14)
- MLB Paul Posluszny (14)
- OTTO Dan Skuta (8)
- LCB Davon House (15)
- RCB Aaron Colvin (15)
- DB Demetrius McCray (3)
- FS Josh Evans (11)
- Sergio Brown (4)
- SS Jonathan Cyprien (14)

PASSING	ATT	CMP	PCT	YDS	YDS/ATT	TD	INT	LG	SK/YDS	RTG
B.Bortles	606	355	58.6	4,428	7.3	35	18	90t	51/320	88.2
B.Walters	1	0	0.0	0	0.0	0	0	0	0/0	39.6
Team	607	355	58.5	4,428	7.3	35	18	90t	51/320	88.1
Opponents	602	390	64.8	4,528	7.5	29	9	71t	36/237	97.2

2016 STATISTICS



**HEAD COACH: GUS BRADLEY (14 GAMES),
DOUG MARRONE (2 GAMES)**

RECORD: 3-13 (.188)

STANDINGS: 4TH, AFC SOUTH

DATE	OPPONENT	RESULT	ATT.
Sept. 11	Green Bay	L, 23-27	63,179
Sept. 18	at San Diego	L, 14-28	52,165
Sept. 25	Baltimore	L, 17-19	60,127
Oct. 2	Indianapolis*	W, 30-27	83,764
Oct. 16	at Chicago	W, 17-16	61,054
Oct. 23	Oakland	L, 16-33	62,614
Oct. 27	at Tennessee	L, 22-36	61,619
Nov. 6	at Kansas City	L, 14-19	73,294
Nov. 13	Houston	L, 21-24	62,091
Nov. 20	at Detroit	L, 19-26	61,486
Nov. 27	at Buffalo	L, 21-28	67,486
Dec. 4	Denver	L, 10-20	63,075
Dec. 11	Minnesota	L, 16-25	62,701
Dec. 18	at Houston	L, 20-21	71,803
Dec. 24	Tennessee	W, 38-17	59,621
Jan. 1	at Indianapolis	L, 20-24	65,160

* Wembley Stadium in London, U.K.

	JAGUARS	OPP.
TOTAL FIRST DOWNS	321	305
Rushing	75	93
Passing	207	174
Penalty	39	38
3rd Down: Made/Att	78/221	83/224
3rd Down Pct.	35.3%	37.1%
4th Down: Made/Att	7/16	6/13
4th Down Pct.	43.8%	46.2%
POSSESSION AVG.	29:09	30:51
TOTAL NET YARDS	5,359	5,147
Avg. Per Game	334.9	321.7
Total Plays	1,052	1,030
Avg. Per Play	5.1	5.0
NET YARDS RUSHING	1,631	1,703
Avg. Per Game	101.9	106.4
Total Rushes	392	446
NET YARDS PASSING	3,728	3,444
Avg. Per Game	233.0	215.3
Sacked/Yards Lost	34/197	33/183
Gross Yards	3,925	3,627
Attempts/Completions	626/369	551/345
Completion Pct.	58.9%	62.6%
Had Intercepted	16	7
PUNTS/AVERAGE	77/46.6	82/46.0
NET PUNTING AVG.	77/39.5	82/42.6
PENALTIES/YARDS	129/1178	101/948
FUMBLES/BALL LOST	23/13	18/6
TOUCHDOWNS	34	41
Rushing	8	17
Passing	24	20
Returns	2	4

BY PERIODS	1	2	3	4	OT	PTS
Jaguars	51	90	64	113	-	318
Opponents	57	134	99	110	-	400

SCORING	TD	RU	PA	RT	PAT	FG	S	TP
Myers	0	0	0	0	29/32	27/34	0	110
A. Robinson	6	0	6	0			0	38
Bortles	4	3	1	0			0	26
Lee	4	0	3	1			0	24
Thomas	4	0	4	0			0	24
Hurns	3	0	3	0			0	18
Ivory	3	3	0	0			0	18
Grant	2	1	1	0			0	12
Walters	2	0	2	0			0	12
Yeldon	2	1	1	0			0	12
Benn	1	0	1	0			0	6
Koyack	1	0	1	0			0	6
Lewis	1	0	1	0			0	6
Ramsey	1	0	0	1			0	6
Jaguars	34	8	24	2	29/32	27/34	0	318
Opponents	41	17	20	4	36/40	38/41	1	400

RUSHING	NO	YDS	AVG	LG	TD
Yeldon	130	465	3.6	16	1
Ivory	117	439	3.8	42	3
Bortles	58	359	6.2	27	3
Grant	32	164	5.1	57t	1
D. Robinson	41	144	3.5	9	0
Lee	6	35	5.8	11	0
Hill	2	11	5.5	7	0
Banyard	2	7	3.5	7	0
Richardson	2	7	3.5	6	0
Wynn	2	5	2.5	7	0
Walters	1	4	4.0	4	0
Henne	1	-2	-2.0	-2	0
Jaguars	392	1,631	4.2	57t	8
Opponents	446	1,703	3.8	75t	17

RECEIVING	NO	YDS	AVG	LG	TD
A. Robinson	73	883	12.1	42	6
Lee	63	851	13.5	51	3
Yeldon	50	312	6.2	17	1
Hurns	35	477	13.6	42t	3
Thomas	30	281	9.4	24	4
Walters	24	231	9.6	23	2
Ivory	20	186	9.3	37	0
Lewis	20	169	8.5	37	1
Koyack	19	161	8.5	17	1
Sterling	12	110	9.2	17	0
Benn	5	116	23.2	51t	1
Greene	5	32	6.4	9	0
Grant	4	35	8.8	15t	1
D. Robinson	3	22	7.3	11	0
Ellis	3	11	3.7	6	0
Bortles	1	20	20.0	20t	1
Wynn	1	19	19.0	19	0
Washington	1	9	9.9	9	0
Jaguars	369	3,925	10.6	51t	24
Opponents	345	3,627	10.5	64t	20

INTERCEPTIONS	NO	YDS	AVG	LG	TD
Ramsey	2	65	32.5	35	1
T. Smith	2	0	0.0	0	0
Gipson	1	30	30.0	30	0
Ngakoue	1	9	0.0	9	0
Posluszny	1	0	0.0	0	0
Jaguars	7	104	14.9	35	1
Opponents	16	308	19.3	51t	3

PUNTING	NO	YDS	AVG	NET	TB	IN	LG	B
Nortman	77	3,589	46.6	39.5	8	27	78	0
Jaguars	77	3,589	46.6	39.5	8	27	78	0
Opponents	82	3,774	46.0	42.6	3	33	61	1

PUNT RET.	NO	FC	YDS	AVG	LG	TD
Greene	21	5	131	6.2	42	0
Walters	17	16	86	5.1	14	0
Lee	2	3	3	1.5	3	0
Jaguars	40	24	220	5.5	42	0
Opponents	31	19	389	12.5	57	1

KICKOFF RET.	NO	YDS	AVG	LG	TD
Lee	18	545	30.3	100t	1
Grant	13	268	20.6	32	0
Benn	2	16	8.0	16	0
Walters	2	39	19.5	23	0
D. Robinson	1	13	13.0	13	0
C. Smith	1	0	0.0	0	0
Jaguars	37	881	23.8	100t	1
Opponents	13	273	21.0	53	0

2-POINT CONVERSIONS: Jaguars 2-2, Opponents 1-1

FGs	1-19	20-29	30-39	40-49	50+
Myers	0/0	7/7	3/4	10/11	7/12
Jaguars	0/0	7/7	3/4	10/11	7/12
Opponents	0/0	10/10	10/10	13/15	5/6

Myers: (26G,39G,50G) (54N) (49G,52B) (22G,46G,49G) (30G) (23G,37G,44G) (1) (54N) (54G, 44G) (27G, 52G) (1) (47G) (45G,55G,24G,41N,61B) (26G,50G) (29G,48G,56G,50G) (47G,30N,54N,41G)

Opponents: (25G, 20G) (25G) (43G,42G,37G,53G) (53G,49G) (36G,24G,36G) (49N,50N,51N) (27G,43G) (1) (32G,41G) (43G,32G,40G,46G) (39G,45G,43G, 27G) (42G) (48N,45G)

SACKS: Ngakoue 8.0, Jackson 6.5, Fowler Jr. 4.0, Marks 3.5, Alualu 2.5, Posluszny 1.5, Colvin 1.0, Cyprien 1.0, Day 1.0, Odrick 1.0, C. Smith 1.0, T. Smith 1.0, Jack 0.5, Johnson 0.5

Jaguars 33.0, Opponents 34.0

TACKLES (Solo-Assists-Total): Posluszny (97-36-133), Cyprien (96-30-126), T. Smith (98-20-118), Ramsey (55-10-65), Amukamara (46-3-49), Gipson (34-7-41), Alualu (28-8-36), Jackson (28-5-33), Jones (26-6-32), Fowler (23-9-32), Ngakoue (20-3-23), Marks (18-4-22), Colvin (18-4-22), Jack (16-6-22), Skuta (15-3-18), House (13-3-16), Odrick (9-3-12), Miller (10-0-10), Johnson (5-4-9), Day (6-2-8), Gratz (5-0-5), Thompson (3-2-5), Pullard (3-2-5), C. Smith (4-0-4), Ash (1-3-4), Wilson (2-0-2)

USUAL STARTING LINEUP

OFFENSE

QB	Blake Bortles (16)
RB	Yeldon (13)
WR	Allen Robinson (16)
WR	Allen Hurns (11)
	Marqise Lee (6)
TE	Mercedes Lewis (10)
	Ben Koyack (7)
	Julius Thomas (6)
LT	Kelvin Beachum (15)
LG	Patrick Omameh (7)
C	Brandon Linder (14)
RG	A.J. Cann (16)
RT	Jerme Parnell (16)

DEFENSE

DT	Abry Jones (9)
	Roy Miller III (6)
DT	Malik Jackson (16)
DE	Tyson Alualu (10)
	Jared Odrick (6)
LEO	Yannick Ngakoue (15)
WLB	Telvin Smith (16)
MLB	Paul Posluszny (16)
OTTO	Myles Jack (10)
LCB	Prince Amukamara (12)
RCB	Jalen Ramsey (16)
FS	Tashaun Gipson (16)
SS	Jonathan Cyprien (16)

PASSING	ATT	CMP	PCT	YDS	YDS/ATT	TD	INT	LG	SK/YDS	RTG
Bortles	625	368	58.9	3,905	6.25	23	16	51t	34/197	78.8
Lee	1	1	100.0	20	20.0	1	0	20t	0/0	158.3
Jaguars	626	369	58.9	3,925	6.27	24	16	51t	34/197	79.5
Opponents	551	345	62.6	3,627	6.58	20	7	64t	33/183	88.5

2017 STATISTICS



HEAD COACH: DOUG MARRONE

RECORD: 10-6 (.625)

STANDINGS: 1st, AFC SOUTH

DATE	OPPONENT	RESULT	ATT.
Sept. 10	at Houston	W, 29-7	71,710
Sept. 17	Tennessee	L, 16-37	61,709
Sept. 24	Baltimore*	W, 44-7	84,592
Oct. 1	at New York Jets	L, 20-23 (OT)	77,562
Oct. 8	at Pittsburgh	W, 30-9	66,237
Oct. 15	L.A. Rams	L, 17-27	56,232
Oct. 22	at Indianapolis	W, 27-0	63,104
Nov. 5	Cincinnati	W, 23-7	60,720
Nov. 12	L.A. Chargers	W, 20-17 (OT)	60,835
Nov. 19	at Cleveland	W, 19-7	57,003
Nov. 26	at Arizona	L, 24-27	63,891
Dec. 3	Indianapolis	W, 30-10	61,207
Dec. 10	Seattle	W, 30-24	64,431
Dec. 17	Houston	W, 45-7	64,701
Dec. 24	at San Francisco	L, 33-44	70,133
Dec. 31	at Tennessee	L, 10-15	65,501
Jan. 7	Buffalo	W, 10-7	69,442
Jan. 14	at Pittsburgh	W, 45-42	64,524
Jan. 21	at New England	L, 20-24	65,878

* Wembley Stadium in London, U.K.

	JAGUARS	OPP.
TOTAL FIRST DOWNS	332	257
Rushing	101	91
Passing	193	143
Penalty	38	23
3rd Down: Made/Att	85/227	74/220
3rd Down Pct.	37.4%	33.6%
4th Down: Made/Att	10/13	6/13
4th Down Pct.	76.9%	46.2%
Possession Avg.	31:47	28:13
Total Net Yards	5855	4578
Avg. Per Game	365.9	286.1
Total Plays	1078	993
Avg. Per Play	5.4	4.6
NET YARDS RUSHING	2262	1860
Avg. Per Game	141.4	116.3
Total Rushes	527	429
NET YARDS PASSING	3593	2718
Avg. Per Game	224.6	169.9
Sacked/Yards Lost	24/123	55/356
Gross Yards	3716	3074
Attempts/Completions	527/316	509/289
Completion Pct.	60.0%	56.8%
Had Intercepted	13	21
PUNTS/AVERAGE	88/43.6	100/45.6
NET PUNTING AVG.	38.9	40.7
PENALTIES/YARDS	112/936	112/1,050
FUMBLES/BALL LOST	24/10	25/12
TOUCHDOWNS	47	29
Rushing	18	9
Passing	21	17
Returns	8	3

BY PERIODS	1	2	3	4	OT	PTS
Team	84	113	104	113	3	417
Opponents	43	68	81	73	3	268

SCORING	TD	RU	PA	RT	PAT	FG	S	TP
Lambo	0	0	0	0	22/24	19/20	0	79
Fournette	10	9	1	0			0	60
Myers	0	0	0	0	15/17	11/15	0	48
Lewis	5	0	5	0			1	32
Lee	3	0	3	0			1	20
Bohanon	3	2	1	0			0	18
Mickens	3	0	2	1			0	18
Cole	3	0	3	0			0	18
Hurns	2	0	2	0			0	12
Smith	2	0	0	2			0	12
Bortles	2	2	0	0			0	12
Ivory	2	1	1	0			0	12
Grant	2	2	0	0			0	12
Yeldon	2	2	0	0			0	12
Team	47	18	21	8	37/41	30/35	3	417
Opponents	29	9	17	3	26/28	22/24	1	268

RUSHING	NO	YDS	AVG	LG	TD
Fournette	268	1040	3.9	90t	9
Ivory	112	382	3.4	34	1
Bortles	57	322	5.6	28	2
Yeldon	49	253	5.2	58t	2
Grant	30	248	8.3	58	2
Lee	1	17	17.0	17	0
Bohanon	5	5	1.0	3	2
Henne	5	-5	-1.0	-1	0
Jaguars	527	2262	4.3	90t	18
Opponents	429	1860	4.3	75t	9

RECEIVING	NO	YDS	AVG	LG	TD
Lee	56	702	12.5	45	3
Cole	42	748	17.8	75t	3
Hurns	39	484	12.4	50	2
Fournette	36	302	8.4	28	1
Yeldon	30	224	7.5	20	0
Westbrook	27	339	12.6	29	1
Lewis	24	318	13.3	37	5
Ivory	21	175	8.3	29	1
O'Shaughnessy	14	149	10.6	29	1
Mickens	6	77	12.8	41	2
Bohanon	6	43	7.2	14	1
Koyack	5	38	7.6	21	0
Grant	3	41	13.7	28	0
Strong	3	38	12.7	19	1
Robinson	1	17	17.0	17	0
Benn	1	12	12.0	12	0
Pinkard	1	5	5.0	5	0
McCaffrey	1	4	4.0	4	0
Jaguars	316	3716	11.8	75t	21
Opponents	289	3074	10.6	74t	17

INTERCEPTIONS	NO	YDS	AVG	LG	TD
Bouye	6	70	11.7	51	0
Gipson	4	83	20.8	67	0
Church	4	51	12.8	51t	1
Ramsey	4	34	8.5	18	0
Smith	3	56	18.7	28t	1
Jaguars	21	294	14.0	67	2
Opponents	13	181	13.9	50t	1

PUNTING	NO	YDS	AVG	NET	TB	IN	LG	B
Nortman	87	3835	44.1	38.9	9	29	65	1
Jaguars	87	3835	43.6	38.9	9	29	65	1
Opponents	100	4555	45.6	40.7	8	38	70	0

PUNT RET.	NO	FC	YDS	AVG	LG	TD
Mickens	27	19	287	10.6	72	1
Lee	5	6	13	2.6	7	0
Westbrook	1	0	19	19.0	19	0
McCaffrey	1	4	0	0.0	0	0
Grant	0	0	6	0	6	0
Cole	0	1	0	0	0	0
Jaguars	34	30	325	9.6	72	1
Opponents	30	25	228	7.6	46	0

KICKOFF RET.	NO	YDS	AVG	LG	TD
Grant	19	473	24.9	68	0
Cole	2	26	13.0	14	0
Mickens	2	20	10.0	20	0
Myrick	1	18	18.0	18	0
Bohanon	1	14	14.0	14	0
Jaguars	25	551	22.0	68	0
Opponents	40	817	20.4	103t	1

2-POINT CONVERSIONS: Jaguars 3-6, Opponents 1-1

FGs	1-19	20-29	30-39	40-49	50+
Lambo	0/0	2/2	11/11	4/5	2/2
Myers	0/0	4/4	2/3	5/5	0/3
Team	0/0	6/6	13/14	9/10	2/5
Opponents	0/0	9/9	4/5	6/7	3/3

Myers: (42G, 25G, 39N, 38G) (43G) (23G, 45G, 29G) (30G, 52N, 22G) (30G) (47G) (54N, 41G, 54N)

Lambo: (42G, 33G), (32G, 56G, 25G), (34G, 30G), (38G, 41N, 39G), (43G), (30G, 23G, 39G), (38G, 51G, 32G), (38G), (45G), (41G)

Opponents: (), (40G, 41G, 26G), (), (45G, 45N, 26G, 41G), (29G, 34G, 20G), (56G, 29G), (), (), (50G), (), (34G, 42G, 48G, 57G), (27G), (38N, 28G), (), (27G), (25G, 39G, 38G)

SACKS: Campbell 14.5, Ngakoue 12.0, Jackson 8.0, Fowler 8.0, Jack 2.0, Church 1.5, Ankou 1.5, McCray 1.5, Posluszny 1.5, Jones 1.0, Day 1.0, Dareus 1.0, Smith 1.0, Brown 0.5

Jaguars 55.0, Opponents 24.0

TACKLES (Solo-Assists-Total): Smith (76-26-102), Jack (66-24-90), Church (56-16-72), Campbell (47-20-67), Gipson (53-11-64), Ramsey (52-11-63), Posluszny (42-18-60), Bouye (53-3-56), Colvin (37-7-44), Jackson (30-9-39), Jones (24-7-31), Ngakoue (24-6-30), Dareus (19-2-21), Fowler (18-3-21), Smoot (11-4-15), Ankou (8-7-15), Brown (7-3-10)

USUAL STARTING LINEUP

	OFFENSE
QB	Blake Bortles (16)
FB	Tommy Bohanon (9)
RB	Leonard Fournette (13)
WR	Marqise Lee (14)
WR	Allen Hurns (8)
	Keelan Cole (6)
	Dede Westbrook (5)
TE	Mercedes Lewis (16)
LT	Cam Robinson (15)
LG	Patrick Omameh (13)
C	Brandon Linder (12)
RG	A.J. Cann (15)
RT	Jermey Parnell (13)

	DEFENSE
DE	Yannick Ngakoue (16)
DT	Abry Jones (15)
DT	Malik Jackson (16)
DE	Calais Campbell (16)
WLB	Telvin Smith (16)
MLB	Paul Posluszny (11)
SLB	Myles Jack (16)
LCB	Jalen Ramsey (16)
FS	Tashaun Gipson (16)
SS	Barry Church (16)
RCB	A.J. Bouye (16)

PASSING	ATT	CMP	PCT	YDS	YDS/ATT	TD	INT	LG	SK/YDS	RTG
Bortles	523	315	60.2	3687	7.05	21	13	75t	24/123	84.7
Henne	2	0	0.0	0	0.00	0	0	--	0/0	39.6
Nortman	1	1	100.0	29	29.00	0	0	29	0/0	118.8
Jaguars	527	316	60.0	3716	7.05	21	13	75t	24/123	84.4
Opponents	509	289	56.8	3074	6.04	17	21	74t	55/356	68.5



PLAYOFF GAME SUMMARIES



1996 AFC WILD CARD PLAYOFF

JAGUARS 30, BILLS 27

DECEMBER 28, 1996 · RICH STADIUM

JACKSONVILLE JAGUARS (10-7)	10	7	3	10	-	30
BUFFALO BILLS (10-7)	14	3	3	7	-	27

The Jaguars won their first-ever playoff game with a come-from-behind victory over Buffalo and became the first road team to win a postseason game at Rich Stadium. RB **Natrone Means** rushed for 175 yards and a touchdown, and K **Mike Hollis** kicked three field goals, the game-winner with 3:07 to play. Buffalo jumped out to a 7-0 lead, but DE **Clyde Simmons** intercepted QB **Jim Kelly** and ran 20 yards for a score to tie the game. Simmons also had two sacks. Buffalo took a 27-20 lead early in the fourth quarter, but QB **Mark Brunell** found WR **Jimmy Smith** for a 2-yard TD pass to tie the score, and CB **Aaron Beasley** recovered a fumble prior to Hollis' field goal.

TEAM	QTR	TIME	SCORING PLAY	TEAM STATS	JAX	BUF
Buf.	1	11:30	Thomas 7 pass from Kelly (Christie kick)	First Downs	18	19
Jax.	1	6:26	Simmons 20 interception return (Hollis kick)	Total Yards	409	308
Buf.	1	2:26	Thomas 2 run (Christie kick)	Rushing Yards	184	92
Jax.	1	0:10	Hollis 27 field goal	Passing Yards	225	216
Jax.	2	3:45	Means 30 run (Hollis kick)	Att-Comp-Int	33-18-2	36-22-1
Buf.	2	1:56	Christie 33 field goal	Third Downs	7-17	5-15
Buf.	3	10:20	Christie 47 field goal	Fourth Downs	1-1	0-1
Jax.	3	2:45	Hollis 24 field goal	Punts-Avg.	5-50.6	5-43.2
Buf.	4	14:17	Burris 38 interception return (Christie kick)	Fumbles-Lost	0-0	4-2
Jax.	4	8:40	Smith 2 pass from Brunell (Hollis kick)	Penalties-Yards	6-42	6-39
Jax.	4	3:07	Hollis 45 field goal	Possession	33:06	26:54

Attendance: 70,213 · Temperature: 49 degrees

RUSHING: Jaguars - Means 31-175 (1 TD), Brunell 3-9, Stewart 1-0, Bills - Thomas 14-50 (1 TD), Kelly 4-18, Holmes 9-10, Tasker 1-9, Tindale 1-5

PASSING: Jaguars - Brunell 33-18-239, 1 TD, 2 INTs, Bills - Kelly 32-21-239, 1 TD, 1 INT, Collins 4-1-7, 0 TD, 0 INT

RECEIVING: Jaguars - Smith 5-58 (1 TD), McCardell 4-76, Mitchell 3-64, Maston 2-21, Jackson 1-11, Brown 1-8, Stewart 1-5, Means 1-(-4), Bills - Early 9-122, Reed 3-32, Tasker 3-30, Johnson 3-27, Thomas 3-24, Holmes 1-11

SACKS: Jaguars 3 (Simmons 2, Brackens 1), Bills 2 (Covington 1, White 1)

INTERCEPTIONS: Jaguars 1 (Simmons [TD]), Bills 2 (Burris [TD], Smith)

1996 AFC DIVISIONAL PLAYOFF

JAGUARS 30, BRONCOS 27

JANUARY 4, 1997 · MILE HIGH STADIUM

JACKSONVILLE JAGUARS (11-7)	0	13	7	10	-	30
DENVER BRONCOS (13-4)	12	0	0	15	-	27

The Jaguars won their seventh straight game as they shocked the football world with their upset victory over the 13-3 Broncos. After falling behind 12-0, the Jaguars scored on their next six possessions, all on drives of 50 yards and longer, taking a 30-20 lead. Denver had not lost at home all season and had not lost a playoff game at Mile High Stadium since 1984. RB **Natrone Means** rushed for 140 yards, and QB **Mark Brunell** threw TD passes to WR **Keenan McCardell** and WR **Jimmy Smith**. The Jaguars dominated in yards, first downs and time of possession.

TEAM	QTR	TIME	SCORING PLAY	TEAM STATS	JAX	DEN
Den.	1	6:22	Hebron 1 run (Elam kick blocked)	First Downs	22	21
Den.	1	0:33	Sharpe 18 pass from Elway (run failed)	Total Yards	443	351
Jax.	2	11:15	Hollis 46 field goal	Rushing Yards	203	126
Jax.	2	2:58	Means 8 run (Hollis kick)	Passing Yards	240	225
Jax.	2	0:10	Hollis 42 field goal	Att-Comp-Int	29-18-0	8-25-0
Jax.	3	8:51	McCardell 31 pass from Brunell (Hollis kick)	Third Downs	8-15	6-12
Jax.	4	10:51	Hollis 22 field goal	Fourth Downs	0-0	1-1
Den.	4	7:37	Davis 2 run (Davis run)	Punts-Avg.	3-39.7	5-42.6
Jax.	4	3:39	Smith 16 pass from Brunell (Hollis kick)	Fumbles-Lost	0-0	1-0
Den.	4	1:50	McCaffrey 15 pass from Elway (Elam kick)	Penalties-Yards	3-18	8-64
				Possession	32:24	27:36

Attendance: 75,678 · Temperature: 46 degrees

RUSHING: Jaguars - Means 21-140 (1 TD), Brunell 7-44, Stewart 8-19, Broncos - Davis 14-91 (1 TD), Elway 5-30, Hebron 2-5 (1 TD)

PASSING: Jaguars - Brunell 29-18-245, 2 TD, 0 INT, Broncos - Elway 38-25-226, 2 TD, 0 INT

RECEIVING: Jaguars - McCardell 5-59 (1 TD), Means 4-46, Smith 3-71 (1 TD), Jackson 3-35, Mitchell 2-9, Stewart 1-25, Broncos - Davis 7-24, Miller 5-67, McCaffrey 5-54 (1 TD), Craver 3-17, Sharpe 2-31 (1 TD), Carswell 2-18, R.Smith 1-15

SACKS: Jaguars 1 (Robinson 1), Broncos 2 (Aldridge 1, Williams 1)

INTERCEPTIONS: Jaguars 0, Broncos 0

1996 AFC CHAMPIONSHIP

PATRIOTS 20, JAGUARS 6

JANUARY 12, 1997 · FOXBORO STADIUM

JACKSONVILLE JAGUARS (11-8)	0	3	3	0	-	6
NEW ENGLAND PATRIOTS (13-5)	7	6	0	7	-	20

In just their second season, the Jaguars' saw their hopes of reaching the Super Bowl end in the AFC Championship game on a cold night in New England. The game began ominously for Jacksonville on its first series, when P **Bryan Barker** fielded a high snap and was tackled at the Jaguars' four-yard line. The Patriots scored a touchdown two plays later. Mistakes haunted the Jaguars throughout the game, with a total of four turnovers - three on their last four possessions - including an end zone interception and a fumble that was returned for a touchdown.

TEAM	QTR	TIME	SCORING PLAY	TEAM STATS	JAX	NE
NE	1	12:34	Martin 1 run (Vinatieri kick)	First Downs	18	13
Jax.	2	10:33	Hollis 32 field goal	Total Yards	289	234
NE	2	7:23	Vinatieri 29 field goal	Rushing Yards	101	73
NE	2	0:00	Vinatieri 20 field goal	Passing Yards	188	161
Jax.	3	2:37	Hollis 28 field goal	Att-Comp-Int	38-20-2	33-20-1
NE	4	2:24	Smith 47 fumble return (Vinatieri kick)	Third Downs	5-14	2-13
				Fourth Downs	0-2	1-2
				Punts-Avg.	5-36.4	6-39.7
				Fumbles-Lost	3-2	2-1
				Penalties-Yards	4-23	2-5
				Possession	34:43	25:17

Attendance: 60,190 · Temperature: 27 degrees

RUSHING: Jaguars - Means 19-43, Stewart 7-40, Brunell 6-34, Barker 1-(-16), Patriots - Martin 19-59 (1 TD), Meggett 3-9, Bledsoe 1-4, Byars 1-1

PASSING: Jaguars - Brunell 38-20-190, 0 TD, 2 INTs, Patriots - Bledsoe 33-20-178, 0 TD, 1 INT

RECEIVING: Jaguars - Mitchell 7-63, McCardell 6-62, Smith 3-45, Stewart 2-8, Brown 1-10, Barlow 1-2, Patriots - Glenn 5-33, Jefferson 4-91, Byars 4-16, Martin 3-18, Meggett 3-15, Coates 1-5

SACKS: Jaguars 2 (Davey 1, Simmons 0.5, Robinson 0.5), Patriots 1 (Slade 1)

INTERCEPTIONS: Jaguars 1 (Beasley), Patriots 2 (Bruschi, Clay)

1997 AFC WILD CARD PLAYOFF

BRONCOS 42, JAGUARS 17

DECEMBER 27, 1997 · MILE HIGH STADIUM

JACKSONVILLE JAGUARS (11-6)	0	7	10	0	-	17
DENVER BRONCOS (13-4)	14	7	0	21	-	42

The Jaguars returned to the site of their historic playoff upset over Denver a year earlier, but the outcome was not to be the same. The Broncos took a 21-0 lead early in the second quarter; however, the Jaguars closed the gap to 21-17 in the third quarter with a blocked punt returned for a touchdown and looked to make a rally. On the next series the defense forced a fumble, but the Jaguars could not capitalize as a fumbled snap at the Denver 16-yard line ended the Jaguars' momentum. The Broncos rolled up 511 yards on offense, 310 of them on the ground, and scored five rushing touchdowns in the game. The Jaguars held the ball for just 19:01, their lowest time of possession ever.

TEAM	QTR	TIME	SCORING PLAY	TEAM STATS	JAX	DEN
Den.	1	7:39	Davis 2 run (Elam kick)	First Downs	14	28
Den.	1	2:37	Smith 43 pass from Elway (Elam kick)	Total Yards	237	511
Den.	2	10:46	Davis 5 run (Elam kick)	Rushing Yards	50	310
Jax.	2	5:09	Means 1 run (Hollis kick)	Passing Yards	187	201
Jax.	3	13:33	Hollis 38 field goal	Att-Comp-Int	32-18-1	24-16-0
Jax.	3	9:16	Davis 29 blocked punt return (Hollis kick)	Third Downs	3-10	12-16
Den.	4	13:21	Loville 25 run (Elam kick)	Fourth Downs	0-1	1-1
Den.	4	3:43	Loville 8 run (Elam kick)	Punts-Avg.	4-29.5	3-33.0
Den.	4	1:11	Hebron 6 run (Elam kick)	Fumbles-Lost	1-1	3-2
				Penalties-Yards	9-54	9-94
				Possession	19:01	40:59

Attendance: 74,481 · Temperature: 27 degrees

RUSHING: Jaguars - Means 10-40 (1 TD), Stewart 1-6, Brunell 3-4, Broncos - Davis 31-184 (2 TD), Loville 11-103 (2 TD), Hebron 6-23 (1 TD), Elway 1-0

PASSING: Jaguars - Brunell 32-18-203, 0 TD, 1 INT, Broncos - Elway 24-16-223, 1 TD, 0 INT

RECEIVING: Jaguars - McCardell 6-55, Smith 6-55, Stewart 3-46, Jones 1-37, Mitchell 1-7, Means 1-3, Broncos - Davis 4-11, Smith 3-99 (1 TD), McCaffrey 2-33, Green 2-32, Sharpe 2-29, Griffith 2-9, Loville 1-10

SACKS: Jaguars 3 (Simmons 2, Hudson 1), Broncos 3 (Gordon 1, Price 1, Tanuvasa 1)

INTERCEPTIONS: Jaguars 0, Broncos 1 (Gordon)

PLAYOFF GAME SUMMARIES



1998 AFC WILD CARD PLAYOFF

JAGUARS 25, PATRIOTS 10
JANUARY 3, 1999 - ALLTEL STADIUM

NEW ENGLAND PATRIOTS (9-8)	0	0	7	3	-	10
JACKSONVILLE JAGUARS (12-5)	6	6	0	13	-	25

The Jaguars hosted their first-ever home playoff game and defeated the Patriots to advance to the divisional playoffs. QB **Mark Brunell** returned as the starter after missing nearly three games with a high-ankle sprain. For the Patriots, QB **Scott Zolak** started for the injured QB **Drew Bledsoe**. The Patriots did not score on their eight first-half possessions. The Jaguars took advantage and scored on two K **Mike Hollis** field goals and a 13-yard run by RB **Fred Taylor**. New England scored 10 points before the Jaguars bounced back with 13 in the fourth quarter. Taylor's 162 yards rushing were the second-most in a postseason game in Jaguars' history, and his 33 attempts were the most. Hollis' four field goals without a miss extended his streak of consecutive field goals in the postseason to 12 and broke his postseason single-game record.

TEAM	QTR	TIME	SCORING PLAY	TEAM STATS	NE	JAX
Jax.	1	8:57	Hollis 35 field goal	First Downs	14	17
Jax.	1	2:01	Hollis 24 field goal	Total Yards	206	308
Jax.	2	5:58	Taylor 13 run (2-point run failed)	Rushing Yards	35	160
N.E.	3	4:27	Edwards 1 run (Vinatieri kick)	Passing Yards	171	148
N.E.	4	14:48	Vinatieri 27 field goal	Att-Comp-Int	44-21-1	34-14-0
Jax.	4	12:24	Smith 37 pass from Brunell (Hollis kick)	Third Downs	5-15	7-18
Jax.	4	5:52	Hollis 34 field goal	Fourth Downs	0-1	0-1
Jax.	4	1:44	Hollis 21 field goal	Punts-Avg.	8-47.3	6-44.8
				Fumbles-Lost	4-2	2-0
				Penalties-Yards	6-50	4-35
				Possession	28:00	32:00

Attendance: 71,139 • Temperature: 60 degrees

RUSHING: Jaguars - Taylor 33-162 (1 TD), Brunell 4-(-2), Patriots - Edwards 17-28 (1 TD), Shaw 1-4, Carter 1-3

PASSING: Jaguars - Brunell 34-14-161, 1 TD, 0 INT, Patriots - Zolak 44-21-190, 0 TD, 1 INT

RECEIVING: Jaguars - McCardell 6-72, Smith 5-56 (1 TD), Mitchell 1-22, D. Jones 1-8, Shelton 1-3, Patriots - Brown 4-46, Jefferson 4-30, Simmons 3-42, Edwards 3-33, Cullors 2-17, Coates 2-10, Carter 2-3, Purnell 1-9

SACKS: Jaguars 2 (Smeenge 1, Brackens 1), Patriots 2 (Spires 2)

INTERCEPTIONS: Jaguars 1 (Hudson), Patriots 0

1998 AFC WILD CARD PLAYOFF

JETS 34, JAGUARS 24
JANUARY 10, 1999 - GIANTS STADIUM

JACKSONVILLE JAGUARS (12-6)	0	7	7	10	-	24
NEW YORK JETS (13-4)	7	10	14	3	-	34

The Jaguars' season ended in 26 degree temperatures in New York, with the Jets jumping out to a 17-0 lead and coasting to the win. Jacksonville's only first-half score was a 52-yard pass from QB **Mark Brunell** to WR **Jimmy Smith** on the final play. The Jaguars couldn't stop New York's WR **Keyshawn Johnson**, who scored both rushing and receiving and also intercepted a pass. With the score 31-24 late in the fourth quarter, Brunell, who threw three TDs and three interceptions, had a chance to tie the game late after a S **Donovin Darius** interception of QB **Vinny Testaverde** in the end zone. But the Jaguars went 3-and-out and the Jets added a field goal for their final points. Smith caught two TD passes and became the first Jaguar to have 100 receiving yards in a playoff game.

TEAM	QTR	TIME	SCORING PLAY	TEAM STATS	JAX	NYJ
NYJ	1	10:26	Johnson 21 pass from Testaverde (Hall kick)	First Downs	14	29
NYJ	2	10:35	Hall 52 field goal	Total Yards	251	429
NYJ	2	0:33	Johnson 10 run (Hall kick)	Rushing Yards	95	151
Jax.	2	0:00	Smith 52 pass from Brunell (Hollis kick)	Passing Yards	156	278
NYJ	3	9:13	Martin 1 run (Hall kick)	Att-Comp-Int	31-12-3	36-24-1
Jax.	3	8:08	McCardell 3 pass from Brunell (Hollis kick)	Third Downs	4-12	10-14
NYJ	3	2:16	Martin 1 run (Hall kick)	Fourth Downs	1-2	0-0
Jax.	4	9:58	Smith 19 pass from Brunell (Hollis kick)	Punts-Avg.	3-37.0	2-34.5
Jax.	4	6:38	Hollis 37 field goal	Fumbles-Lost	1-1	2-2
NYJ	4	0:24	Hall 30 field goal	Penalties-Yards	3-25	5-38
				Possession	20:44	39:16

Attendance: 78,817 • Temperature: 26 degrees

RUSHING: Jaguars - Taylor 20-86, Brunell 2-9, Jets - Martin 36-124 (2 TD), Johnson 2-28 (1 TD), Testaverde 1-(-1)

PASSING: Jaguars - Brunell 31-12-156, 3 TDs, 3 INTs, Jets - Testaverde 36-24-284, 1 TD, 1 INT

RECEIVING: Jaguars - Smith 5-104 (2 TD), McCardell 4-32 (1 TD), Mitchell 2-13, Banks 1-7, Jets - Johnson 9-121 (1 TD), Martin 6-58, Chrebet 4-45, Byars 2-11, Ward 1-18, Brady 1-17, Meggett 1-14

SACKS: Jaguars 1 (Hardy 1, Curry 1), Jets 0

INTERCEPTIONS: Jaguars 1 (Darius), Jets 3 (Brown, Johnson, Smith)

1999 AFC DIVISIONAL PLAYOFF

JAGUARS 62, DOLPHINS 7
JANUARY 15, 2000 - ALLTEL STADIUM

MIAMI DOLPHINS (10-8)	0	7	0	0	-	7
JACKSONVILLE JAGUARS (15-2)	24	17	14	7	-	62

Scoring on their first five possessions, the Jaguars advanced to their second AFC Championship game in four seasons with a record-setting defeat of Miami, in what would be QB **Dan Marino's** final game. The 62 points scored were the second-most in NFL postseason history and the most scored in an AFC playoff game, and the 55-point margin of victory was the second-largest in NFL postseason history. QB **Mark Brunell** returned to action after missing the season finale with a knee injury. RB **Fred Taylor** ran 90 yards for a touchdown, the longest in NFL postseason history. The 31 points in the first half also tied the NFL postseason record. QB **Jay Fiedler** connected with WR **Jimmy Smith** for a 70-yard touchdown to take a 48-7 lead. The Jaguars scored twice more in the game, on a touchdown catch by WR **Alvis Whitted** and a five-yard run by RB **Chris Howard**. The 62 points scored were the Jaguars' most ever.

TEAM	QTR	TIME	SCORING PLAY	TEAM STATS	MIA	JAX
Jax.	1	10:32	Smith 8 pass from Brunell (Hollis kick)	First Downs	10	21
Jax.	1	6:19	Hollis 45 field goal	Total Yards	131	520
Jax.	1	3:46	Taylor 90 run (Hollis kick)	Rushing Yards	21	257
Jax.	1	3:21	Brackens 16 fumble return (Hollis kick)	Passing Yards	110	263
Jax.	2	14:48	Taylor 39 pass from Brunell (Hollis kick)	Att-Comp-Int	41-16-2	20-12-1
Jax.	2	12:05	Stewart 25 run (Hollis kick)	Third Downs	2-13	8-16
Jax.	2	1:51	Hollis 28 field goal	Fourth Downs	0-2	0-0
Mia.	2	0:03	Gadsden 20 pass from Marino (Mare kick)	Punts-Avg.	9-39.6	5-39.0
Jax.	3	12:03	Smith 70 pass from Fiedler (Hollis kick)	Fumbles-Lost	6-5	1-1
Jax.	3	6:19	Whitted 38 pass from Fiedler (Hollis kick)	Penalties-Yards	9-88	7-51
Jax.	4	10:37	Howard 5 run (Hollis kick)	Possession	24:37	35:23

Attendance: 75,173 • Temperature: 57 degrees

RUSHING: Jaguars - Taylor 18-135 (1 TD), Stewart 11-62 (1 TD), Howard 15-54 (1 TD), Brunell 1-6, Shelton 1-0, Dolphins - Denson 6-10, Pritchett 2-10, Johnson 8-9, Hutton 1-(-8), Marino 1-0

PASSING: Jaguars - Brunell 9-5-105, 2 TDs, 0 INT; Fiedler 11-7-172, 2 TDs, 1 INT; Quinn 0-0-0, Dolphins - Marino 25-11-95, 1 TD, 2 INTs; Huard 16-5-46, 0 TD, 0 INT

RECEIVING: Jaguars - Smith 5-136 (2 TD), McCardell 4-52, Taylor 1-39 (1 TD), Whitted 1-38 (1 TD), Shelton 1-12, Dolphins - Gadsden 6-62 (1 TD), Konrad 3-30, McDuffie 2-19, Pritchett 2-7, Johnson 2-11, Drayton 1-2

SACKS: Jaguars 5 (Walker 2, Brackens 1, Leroy 1, Marts 1), Dolphins 2 (Bowens 1, Mixon 1)

INTERCEPTIONS: Jaguars 1 (Beasley), Dolphins 1 (Jackson)

1999 AFC CHAMPIONSHIP

TITANS 33, JAGUARS 14
JANUARY 23, 2000 - ALLTEL STADIUM

TENNESSEE TITANS (16-3)	7	3	16	7	-	33
JACKSONVILLE JAGUARS (15-3)	7	7	0	0	-	14

The Jaguars' season came to a sudden end, as Tennessee defeated Jacksonville for the third time in the season. A record crowd of 75,206 saw the Jaguars get off to a fast start, with TE **Kyle Brady** scoring a touchdown on a seven-yard pass from QB **Mark Brunell**. The Titans responded with a nine-yard touchdown catch by WR **Yancey Thigpen**. Then the Jaguars took a 14-7 lead on a 33-yard TD run by RB **James Stewart**. But WR **Reggie Barlow** fumbled a punt that was recovered by the Titans and converted into a 34-yard field goal. The second half was all Tennessee, as the Titans scored 23 unanswered points and shut out the Jaguars. The Titans got a one-yard touchdown run by **Steve McNair**. Then came a safety of **Mark Brunell**, and on the free kick WR **Derrick Mason** returned the ball 80 yards for a touchdown. The Jaguars could not recover, as they had three turnovers in the last 16 minutes of the game. Tennessee scored once in the fourth quarter for the 33-14 final score.

TEAM	QTR	TIME	SCORING PLAY	TEAM STATS	TEN	JAX
Jax.	1	11:20	Brady 7 pass from Brunell (Hollis kick)	First Downs	17	20
Ten.	1	5:30	Thigpen 9 pass from McNair (Hollis kick)	Total Yards	289	360
Jax.	2	4:36	Stewart 33 run (Hollis kick)	Rushing Yards	177	144
Ten.	2	0:20	Del Greco 34 field goal	Del Greco 34 field goal	Passing Yards	112216
Ten.	3	9:24	McNair 1 run (Del Greco kick)	McNair 1 run (Del Greco kick)	A	t t -
Comp-Int	23-14-1	38-14-2				
Ten.	3	5:13	Brunell sacked by Evans and Fisk for safety	Brunell sacked by Evans and Fisk for safety		
Third Downs	3-10	3-10				
Ten.	3	4:56	Mason 80 free kick return (Del Greco kick)	Fourth Downs	0-0	0-2
Ten.	4	6:59	McNair 1 run (Del Greco kick)	Punts-Avg.	5-39.8	3-45.3
				Fumbles-Lost	5-3	5-4
				Penalties-Yards	5-39	9-100
				Possession	31:36	28:24

Attendance: 75,206 • Temperature: 68 degrees

RUSHING: Jaguars - Taylor 19-110, Stewart 3-35 (1 TD), Brunell 1-(-1), Titans - McNair 9-91 (2 TD), George 25-86

PASSING: Jaguars - Brunell 38-19-226, 1 TD, 2 INTs, Titans - McNair 23-14-112, 1 TD, 1 INT

RECEIVING: Jaguars - McCardell 6-67, Smith 5-92, Brady 5-44 (1 TD), Taylor 2-16, Jones 1-7,

PLAYOFF GAME SUMMARIES



2005 AFC WILD CARD PLAYOFF

PATRIOTS 28, JAGUARS 3
JANUARY 7, 2006 · GILLETTE STADIUM

JACKSONVILLE JAGUARS (12-5)	0	3	0	0	-	3
NEW ENGLAND PATRIOTS (11-6)	0	7	14	7	-	28

The Jaguars returned to the postseason for the first time since 1999 but saw their season end at New England with a 28-3 loss to the Patriots. The first quarter ended scoreless as both teams punted on their first two possessions. The Jaguars stopped the Patriots on downs on fourth-and-10 to end the quarter. The Patriots began the scoring with a six-play, 37-yard drive that was capped off with an 11-yard touchdown pass from QB **Tom Brady** to WR **Troy Brown**. The Jaguars next drive was thwarted after 33 yards when RB **Alvin Pearman** lost a fumble at the Patriots' 44-yard line. After two punts, the Jaguars scored their only points on a K **Josh Scobee** 36-yard field goal with 1:05 remaining in the half. The Patriots erupted with back-to-back touchdown drives to start the second half. Each drive ended with Brady touchdown passes, the first to WR **David Givens** for three yards and the second for 63 yards to TE **Benjamin Watson**. On the Jaguars ensuing drive, QB **Byron Leftwich** was intercepted on fourth-and-five by DB **Asante Samuel**, who returned the pick 73 yards for a touchdown. QB **David Garrard** replaced Leftwich for the final three drives which ended with a 41-yard missed field goal and two turnovers on downs.

TEAM	QTR	TIME	SCORING PLAY	TEAM STATS	JAX	NE
N.E.	2	12:08	Brown 11 pass from Brady (Vinatieri kick)	First Downs	15	17
Jax.	2	1:05	Scobee 36 field goal	Total Yards	292	307
N.E.	3	7:13	Givens 3 pass from Brady (Vinatieri kick)	Rushing Yards	87	118
N.E.	3	3:03	Watson 63 pass from Brady (Vinatieri kick)	Passing Yards	205	189
N.E.	4	14:46	Samuel 73 interception return (Vinatieri kick)	Att-Comp-Int	39-21-1	27-15-0
				Third Downs	1-12	7-14
				Fourth Downs	1-4	0-1
				Punts-Avg.	5-41.8	5-39.2
				Fumbles-Lost	2-1	4-0
				Penalties-Yards	8-40	4-32
				Possession	29:34	30:28

Attendance: 68,756 · Temperature: 24 degrees

RUSHING: Jaguars - Leftwich 3-26, Taylor 8-24, G. Jones 2-15, Garrard 2-14, Pearman 2-8, Patriots - Faulk 6-51, Dillon 17-40, Davis 1-13, Brady 2-9, Pass 1-6, Cassel 1-(-1)

PASSING: Jaguars - Leftwich 31-18-179, 0 TDs, 1 INT; Garrard 8-3-68, 0 TDs, 0 INTs, Patriots - Brady 27-15-201, 3 TDs, 0 INTs

RECEIVING: Jaguars - M. Jones 6-94, Williams 4-56, Wilford 4-53, J. Smith 3-30, Taylor 3-13, Brady 1-1, Patriots - Watson 5-91 (1 TD), Faulk 4-45, Branch 2-3, Dillon 1-12, Brown 1-11 (1 TD), Givens 1-3 (1 TD), Davis 1-3

SACKS: Jaguars 4 (Smith 1, Peterson 1, Hayward 1, Meier 1), Patriots 6 (McGinest 4.5, Colvin 1, Seymour 0.5)

INTERCEPTIONS: Jaguars 0, Patriots 1 (Samuel [TD])

2007 AFC WILD CARD PLAYOFF

JAGUARS 31, STEELERS 29
JANUARY 5, 2008 · HEINZ FIELD

JACKSONVILLE JAGUARS (12-5)	7	14	7	3	-	31
PITTSBURGH STEELERS (10-7)	7	0	3	19	-	29

The Jaguars got their first playoff win since the 1999 season and their first under head coach **Jack Del Rio** with a 31-29 victory, marking the first team to win twice in Pittsburgh in one season. The Jaguars held an 18-point lead at the start of the fourth quarter but trailed by one with six minutes to play. The Jaguars forced the Steelers to punt and QB **David Garrard** ran for 32 yards on fourth-and-two with less than two minutes remaining. Four plays later K **Josh Scobee** hit the game-winning field goal from 25 yards. DE **Bobby McCray** sacked QB **Ben Roethlisberger** on the Steelers' next play and forced a fumble that was recovered by DT **Derek Landri** to seal the win.

TEAM	QTR	TIME	SCORING PLAY	TEAM STATS	JAX	PIT
Pit.	1	10:03	Davenport 1 run (Reed kick)	First Downs	14	24
Jax.	1	9:39	Taylor 1 run (Scobee kick)	Total Yards	239	340
Jax.	2	10:19	Mathis 63 int. (Scobee kick)	Rushing Yards	135	43
Jax.	2	8:34	Jones-Drew 43 pass from Garrard (Scobee kick)	Passing Yards	104	297
Pit.	3	9:24	Reed 28 field goal	Att-Comp-Int	21-9-2	42-29-3
Jax.	3	4:39	Jones-Drew 10 run (Scobee kick)	Third Downs	4-11	7-14
Pit.	4	14:53	Holmes 37 pass from Roethlisberger(Reed kick)	Fourth Downs	1-1	1-1
Pit.	4	10:25	Miller 14 pass from Roethlisberger(Reed kick)	Punts-Avg.	4-50.0	4-44.3
Pit.	4	6:21	Davenport 1 run (pass failed)	Fumbles-Lost	0-0	1-1
Jax.	4	0:37	Scobee 25 field goal	Penalties-Yards	6-40	5-50
				Possession	27:01	32:59

Attendance: 63,629 · Temperature: 39 degrees

RUSHING: Jaguars - Garrard 5-58, Taylor 16-48 (1 TD), Jones-Drew 8-29 (1 TD), Steelers - Davenport 16-25 (2 TDs), Roethlisberger 4-13, Davis 3-3, Russell 3-2

PASSING: Jaguars - Garrard 21-9-140, 1 TD, 2 INTs, Steelers - Roethlisberger 42-29-337, 2 TDs, 3 INTs

RECEIVING: Jaguars - Wilford 2-39, Williams 2-23, Lewis 2-16, Jones-Drew 1-43 (1 TD), Northcutt 1-17, Taylor 1-2, Steelers - Ward 10-135, Miller 8-85 (1 TD), Holmes 3-49 (1 TD), Davenport 2-23, Davis 2-14, Wilson 1-10, Washington 1-8, Spaeth 1-7, Russell 1-6

SACKS: Jaguars 6 (Mincey 1, McCray 1, Meier 1, Landri 1, Henderson 1, Spicer 1), Steelers 4 (Woodley 2, Harrison 1.5, Farrior 0.5)

INTERCEPTIONS: Jaguars 3 (Mathis 2 [TD], Landri), Steelers 2 (Farrior, Taylor)

2007 AFC DIVISIONAL PLAYOFF

PATRIOTS 31, JAGUARS 20
JANUARY 12, 2008 · GILLETTE STADIUM

JACKSONVILLE JAGUARS (12-6)	7	7	3	3	-	20
NEW ENGLAND PATRIOTS (17-0)	7	7	14	3	-	31

The Jaguars ended their playoff run with a 31-20 loss to the Patriots at Gillette Stadium. The undefeated Patriots improved to 17-0 with the win. The Jaguars finished the first half with a 14-14 tie, but were outscored 14-3 in the third quarter by the Patriots. QB **David Garrard** led the Jaguars with two touchdowns but two costly drops in the endzone in the second half led to two Jaguars field goal.

TEAM	QTR	TIME	SCORING PLAY	TEAM STATS	JAX	NE
Jax.	1	10:50	M.Jones 8 pass from Garrard (Scobee kick)	First Downs	22	24
N.E.	1	5:01	Watson 3 pass from Brady (Gostkowski kick)	Total Yards	350	403
N.E.	2	14:57	Maroney 1 run (Gostkowski kick)	Rushing Yards	80	145
Jax.	2	7:46	Wilford 6 pass from Garrard (Scobee kick)	Passing Yards	270	258
N.E.	3	8:49	Welker 6 pass from Brady (Gostkowski kick)	Att-Comp-Int	33-22-1	28-26-0
Jax.	3	4:04	Scobee 39 field goal	Third Downs	4-10	6-10
N.E.	3	0:49	Watson 9 pass from Brady (Gostkowski kick)	Fourth Downs	2-3	1-1
Jax.	4	9:44	Scobee 25 field goal	Punts-Avg.	1-50.0	1-30.0
N.E.	4	6:39	Gostkowski 35 field goal	Fumbles-Lost	2-1	0-0
				Penalties-Yards	5-42	6-74
				Possession	27:18	32:42

Attendance: 68,756 · Temperature: 37 degrees

RUSHING: Jaguars - Taylor 13-47, Jones-Drew 6-19, Garrard 3-14, Patriots - Maroney 22-122 (1 TD), Welker 1-13, Faulk 4-9, Brady 2-1

PASSING: Jaguars - Garrard 33-22-278, 2 TDs, 1 INT, Patriots - Brady 28-26-262, 3 TDs, 0 INTs

RECEIVING: Jaguars - Jones-Drew 6-49, Lewis 4-74, Northcutt 4-42, M. Jones 3-48 (1 TD), Wilford 2-21 (1 TD), Williams 1-25, G. Jones 1-12, Smolko 1-7, Patriots - Welker 9-54 (1 TD), Faulk 5-36, Stallworth 3-68, Gaffney 3-26, Maroney 2-40, Watson 2-12 (2 TDs), Moss 1-14, Brady 1-12

SACKS: Jaguars 1 (Henderson 1), Patriots 1 (Warren 1)

INTERCEPTIONS: Jaguars 0, Patriots 1 (Harrison)

2017 AFC WILD CARD PLAYOFF

JAGUARS 10, BILLS 3

JANUARY 7, 2018 · EVERBANK FIELD

BUFFALO BILLS (9-8)	0	3	0	0	--	3
JACKSONVILLE JAGUARS (11-6)	0	3	7	0	--	10

Playing in their first postseason game since the 2007 season - and their first at home since the 1999 season - the Jaguars won a gritty AFC Wild Card playoff game on the strength of their stingy defense. In a game that featured 17 punts, field position was key. The first three possessions by each team ended with a punt before the Jaguars got the first turnover of the day on CB **Aaron Colvin's** interception of QB **Tyrod Taylor** at the Buffalo 35 early in the second quarter. Unable to capitalize, Jacksonville punted again and Buffalo then put together its longest drive of the day, covering 71 yards in 18 plays and eating up 8:06 with K **Stephen Hauschka's** 31-yard field goal giving the Bills a 3-0 lead. On that drive the Bills had a 4th-and-1 from the 3-yard line but a neutral zone infraction gave them 1st-and-goal at the one. The Jacksonville defense, with the help of an offensive pass interference penalty, backed the Bills up to the 13 to force the field goal. The Jaguars' last possession of the quarter covered 27 yards in 6 plays with K **Josh Lambo** kicking a 44-yard field goal to tie it at the half. The Jaguars' best drive of the day came in the 3rd quarter when they methodically marched 86 yards in 15 plays - 12 runs and 3 passes - and passed up 8:52, with QB **Blake Bortles** throwing a 1-yard touchdown pass to the back of the end zone to TE **Ben Koyack** on 4th-and-goal.

TEAM	QTR	TIME	SCORING PLAY	TEAM STATS	BUF	JAX
Buf	2	1:49	S. Hauschka 31 yd. Field Goal	First Downs	20	15
Jax.	2	0:02	Lambo 44 yd. Field Goal	Total Yards	263	230
Jax	3	0:42	Koyack 1 yd. pass from Bortles (Lambo)	Rushing Yards	130	155
				Passing Yards	133	75
				Att-Comp-Int	40-18-2	23-12-0
				Third Downs	7-18	2-12
				Fourth Downs	1-1	1-1
				Punts-Avg.	8-43.4	9-44.3
				Fumbles-Lost	1-0	3-0
				Penalties-Yards	5-52	5-34
				Possession	32:37	27:23

Attendance: 69,442 · Temperature: 53 degrees

RUSHING: Jaguars - B. Bortles 10-88, L. Fournette 21-57, M. Lee 1-5, C. Grant 1-3, C. Ivory 1-2 Bills - L. McCoy 19-75, T. Taylor 7-27, M. Tolbert 4-15, D. Thompson 1-9, N. Peterman 1-4

PASSING: Jaguars - Bortles 12-23-87 (TD) Bills - Taylor 17-37-134 (INT); Peterman 1-3-14 (INT)

RECEIVING: Jaguars - D. Westbrook 5-48, L. Fournette 3-21, M. Lewis 3-17, B. Koyack 1-1 Bills - L. McCoy 6-44, C. Clay 3-15, D. Thompson 2-23, N. O'Leary 2-22, Z. Jones 2-20, M. Tolbert 1-10, K. Benjamin 1-9, L. Thomas 1-5

SACKS: Jaguars - 2.0 (M. Jackson, M. Jack) Bills - 2.0 (L. Alexander, L. Johnson)

INTERCEPTIONS: Jaguars 2 (A. Colvin, J. Ramsey), Bills 0

PLAYOFF GAME SUMMARIES



2017 AFC DIVISIONAL PLAYOFF

JAGUARS 45, STEELERS 42
JANUARY 14, 2018 • HEINZ FIELD

JACKSONVILLE JAGUARS (12-6)	14	14	0	17	-	45
PITTSBURGH STEELERS (13-4)	0	14	7	21	-	42

The Jaguars advanced to the AFC Championship game with a thrilling 45-42 win in Pittsburgh after storming out to an early 21-0 lead. In a game which saw Jacksonville lead by 14 points five times, the Steelers kept coming back as QB **Ben Roethlisberger** threw for 469 yards and five touchdowns, including 311 yards and 3 TDs in the second half. The Jaguars converted a 4th-and-1 to cap their first drive with a touchdown, a 1-yard run by RB **Leonard Fournette**, before extending the lead to 14-0 on Fournette's 17-yard run. The Steelers went for it on 4th-and-1 on their ensuing drive and were stopped at the Jacksonville 25. The Jaguars then marched 75 yards in 11 plays with RB **T.J. Yeldon** giving them a 21-0 lead on a 4-yard run. LB **Telvin Smith** scored the Jaguars' next points, running 50 yards with a fumble forced when DE **Yannick Ngakoue** sacked Roethlisberger. Roethlisberger's touchdown passes of 23 yards to WR **Antonio Brown** and 36 yards to WR **Martavis Bryant** made it 28-14 at the half. The Steelers got within 7 on their initial drive of the third quarter, marching 77 yards in 10 plays with RB **Le'Veon Bell** catching a 19-yard scoring pass. In the fourth quarter Fournette's 3-yard touchdown run made it a 14-point game again at 35-21, but Pittsburgh responded with touchdowns on its final three possessions. They trailed by 7 at 42-35 with 2:18 remaining, but the Jaguars then recovered the onside kick to set up K **Josh Lambo's** 45-yard field goal which made it 45-35 with 1:45 left. Pittsburgh then drove 75 yards in 10 plays and scored on the game's final play.

TEAM	QTR	TIME	SCORING PLAY	TEAM STATS	JAX	PIT
Jax	1	10:40	Fournette 1 yd. run (Lambo kick)	First Downs	22	28
Jax	1	5:26	Fournette 18 yd. run (Lambo)	Total Yards	378	545
Jax	2	11:31	Yeldon 4 yd. run (Lambo)	Rushing Yards	164	83
Pit	2	8:20	Brown 23 yd. pass from Roethlisberger (Boswell)	Passing Yards	214	462
Jax	2	2:20	Smith 50 yd. fumble return (Lambo)	Att-Comp-Int	26-14-0	58-37-1
Pit	2	0:25	Bryant 36 yd. pass from Roethlisberger (Boswell)	Third Downs	8-14	7-16
Pit	3	9:09	Bell 19 yd. pass from Roethlisberger (Boswell)	Fourth Downs	1-1	4-6
Jax	4	10:34	Fournette 3 yd. run (Lambo kick)	Punts-Avg.	4-32.8	2-39.5
Pit	4	9:05	Brown 43 yd. pass from Roethlisberger (Boswell)	Fumbles-Lost	1-0	1-1
Jax	4	4:19	Bohanon 14 yd. pass from Bortles (Lambo)	Penalties-Yards	3-40	3-45
Pit	4	2:18	Bell 8 yd. run (Boswell kick)	Possession	28:50	31:10
Jax	4	1:45	Lambo 45 yd. Field Goal			
Pit	4	0:01	Smith-Schuster 4 yd. pass from Roethlisberger (Boswell)			

Attendance: 64,524 • Temperature: 18 degrees

RUSHING: Jaguars - L. Fournette 25-109, B. Bortles 5-35, T. Yeldon 5-20 Steelers - L. Bell 16-67, B. Roethlisberger 2-16

PASSING: Jaguars - Bortles 14-26-214 (TD) Steelers - Roethlisberger 37-58-469 (5 TDs, INT)

RECEIVING: Jaguars - T. Yeldon 3-57, M. Lee 3-28, L. Fournette 2-10, K. Cole 1-45, B. Koyack 1-21, J. O'Shaughnessy 1-19, T. Bohanon 1-14, A. Hurns 1-12, D. Westbrook 1-8 Steelers - V. McDonald 10-112, L. Bell 9-88, A. Brown 7-132, E. Rogers 5-42, J. Smith-Schuster 3-5, M. Bryant 2-78, J. James 1-12

SACKS: Jaguars - 2.0 (M. Dareus 1.0, Y. Ngakoue 1.0) Steelers - 0

INTERCEPTIONS: Jaguars - 1 (M. Jack) Steelers - 0

JAGUARS ALL-TIME PLAYOFF LEADERS

Category	Player	Number	Games
Pass Attempts	Mark Brunell	244	8
Passing Yards	Mark Burnell	1,525	8
Passing TDs	Mark Brunell	10	8
Rushing Attempts	Fred Taylor	127	7
Rushing Yards	Fred Taylor	612	7
Rushing TDs	Leonard Fournette	4	3
Receptions	Keenan McCardell	41	8
Receiving Yards	Jimmy Smith	647	9
Receiving TDs	Jimmy Smith	7	9
Tackles	Kevin Hardy	72	8
Solo Tackles	Kevin Hardy	58	8
Sacks	Tony Brackens	4	7
Interceptions	Aaron Beasley	3	8
Passes Defensed	Aaron Beasley	7	8
Forced Fumbles	Tony Brackens	3	7
	Kevin Hardy	3	8
Points	Mike Hollis	70	8

POSTSEASON NOTE TO KNOW

Despite appearing in just three postseason contests, RB **Leonard Fournette** holds the team record for career rushing TDs in the playoffs (four) and scrimmage TDs in a single postseason game (three).

2017 AFC CHAMPIONSHIP

PATRIOTS 24, JAGUARS 20
JANUARY 21, 2018 • GILLETTE STADIUM

JACKSONVILLE JAGUARS (12-7)	0	14	3	3	-	20
NEW ENGLAND PATRIOTS (15-3)	3	7	0	14	-	24

The Jaguars led for most of the game including a 10-point lead in the fourth quarter, but two touchdown passes from QB **Tom Brady** to WR **Danny Amendola** in the final nine minutes gave the Patriots their third Super Bowl berth in four years. New England scored on its opening series with K **Stephen Gostkowski's** 31-yard field goal capping a 10-play drive. After punting on their initial series, the Jaguars put together back-to-back long touchdown drives, marching 76 yards in 7 plays and 77 in 10 to go up 14-3 on a QB **Blake Bortles** to TE **Marcodes Lewis** 4-yard pass and a RB **Leonard Fournette** 4-yard run. Near the end of the half the Patriots drove 85 yards in 6 plays to make it 14-10 on RB **James White's** 1-yard touchdown run. The Jaguars got the ball to start the second half and they extended their lead to 17-10 with K **Josh Lambo's** 54-yard field goal capping a 9-play drive. They added to the lead at 20-10 with another Lambo field goal - this time from 43 yards - at the start of the fourth quarter. Brady converted a 3rd-and-18 pass to Amendola and the duo then combined for a 14-yard completion to set up Amendola's 9-yard touchdown catch at the back of the end zone. Brady and Amendola teamed up again on a 4-yard touchdown pass with 2:48 left. The Jaguars' final drive ended with a failed 4th-and-15 at the New England 43, and New England then got one first down and ran out the clock. Myles Jack wasn't down.

TEAM	QTR	TIME	SCORING PLAY	TEAM STATS	JAX	NE
N.E.	1	9:21	Gostkowski 31 yd. Field Goal	First Downs	22	22
Jax	2	14:15	Lewis 4 yd. pass from Bortles (Lambo kick)	Total Yards	374	344
Jax	2	7:06	Fournette 4 yd. run (Lambo)	Rushing Yards	101	46
N.E.	2	0:55	White 1 yd. run (Gostkowski)	Passing Yards	273	298
Jax	3	10:23	Lambo 54 yd. Field Goal	Att-Comp-Int	36-23-0	39-27-0
Jax	4	4:52	Lambo 43 yd. Field Goal	Third Downs	6-15	3-12
N.E.	4	8:44	Amendola 9 yd. pass from Brady (Gostkowski)	Fourth Downs	0-1	1-1
N.E.	4	2:48	Amendola 4 yd. pass from Brady (Gostkowski)	Punts-Avg.	6-42.5	6-41.7
				Fumbles-Lost	1-0	1-1
				Penalties-Yards	6-98	1-10
				Possession	35:08	24:52

Attendance: 65,878 • Temperature: 48 degrees

RUSHING: Jaguars - L. Fournette 24-76, T. Yeldon 5-25, C. Grant 1-2, B. Bortles 2--2 Patriots - D. Lewis 9-34, R. Burkhead 1-5, J. White 304, D. Amendola 1-3, T. Brady 5-0

PASSING: Jaguars - Bortles 23-36-293 (TD) Patriots - Brady 26-38-290 (2 TDs), Amendola 1-1-20

RECEIVING: Jaguars - A. Hurns 6-80, M. Lee 4-41, C. Grant 3-59, K. Cole 2-37, L. Fournette 2-13, T. Yeldon 2-6, D. Westbrook 1-29, T. Bohanon 1-20, M. Lewis 1-4, J. O'Shaughnessy 1-4 Patriots - D. Amendola 7-84, D. Lewis 7-32, B. Cooks 6-100, J. White 3-22, C. Hogan 2-20, P. Dorsett 1-31, R. Gronkowski 1-21

SACKS: Jaguars - 3.0 (D. Fowler 2.0, M. Dareus 1.0) Patriots - 3.0 (K. Van Noy 1.0, T. Flowers 1.0, P. Chung 1.0)

OVERALL PLAYOFF APPEARANCES



Seasons the Jaguars made the NFL Playoffs: 7 (1996, 1997, 1998, 1999, 2005, 2007 and 2017)

Total games in the NFL Playoffs: 14 (7-7)



Appearances in the AFC WILD CARD ROUND: 6 (4-2)

DATE	OPPONENT	RESULT	SCORE
12/28/1996	at Buffalo	WIN	30-27
12/27/1997	at Denver	LOSS	17-42
1/03/1999	vs. NEW ENGLAND	WIN	25-10
1/07/2006	at New England	LOSS	3-28
1/05/2008	at Pittsburgh	WIN	31-29
1/07/2018	vs. Buffalo	WIN	10-3

Appearances in the AFC DIVISIONAL ROUND: 5 (3-2)



DATE	OPPONENT	RESULT	SCORE
1/04/1997	at Denver	WIN	30-27
1/10/1999	at N.Y. Jets	LOSS	24-34
1/15/2000	vs. MIAMI	WIN	62-7
1/12/2008	at New England	LOSS	20-31
1/14/2018	at Pittsburgh	WIN	45-42

Appearances in the AFC CHAMPIONSHIP GAME: 3 (0-3)



DATE	OPPONENT	RESULT	SCORE
1/12/1997	at New England	LOSS	6-20
1/23/2000	vs. TENNESSEE	LOSS	14-33
1/21/2018	at New England	LOSS	20-24

ATTENDANCE & WEATHER RECORDS



ANNUAL ATTENDANCE NUMBERS

Year	Home Total (Average)	Road Total (Average)	Total (Average)
2018*	554,814 (69,352)	467,619 (58,452)	1,022,433 (63,902)
2017*	514,427 (64,303)	535,141 (66,893)	1,049,568 (65,598)
2016*	517,172 (64,467)	514,067 (64,258)	1,031,239 (64,492)
2015*	514,268 (64,284)	542,243 (67,781)	1,056,511 (66,032)
2014*	524,335 (65,541)	542,292 (67,786)	1,066,627 (66,664)
2013*	503,140 (62,892)	525,079 (65,634)	1,028,219 (64,263)
2012	519,872 (64,984)	490,698 (61,337)	1,010,570 (63,160)
2011	498,655 (62,331)	551,000 (68,875)	1,049,655 (65,603)
2010	504,262 (63,033)	557,341 (69,688)	1,061,603 (66,351)
2009	397,214 (49,652)	553,947 (69,243)	951,161 (59,448)
2008	522,778 (65,347)	531,535 (66,442)	1,054,313 (65,895)
2007	522,261 (65,283)	544,420 (68,053)	1,066,681 (66,668)
2006	534,866 (66,858)	569,186 (71,148)	1,104,052 (69,003)
2005	525,519 (65,690)	512,337 (64,042)	1,037,856 (64,866)
2004	555,464 (69,433)	496,092 (62,012)	1,051,556 (65,722)
2003	449,700 (56,213)	552,556 (69,070)	1,002,256 (62,641)
2002	450,216 (56,277)	525,010 (65,626)	975,226 (60,952)
2001	483,542 (60,443)	504,237 (63,030)	987,779 (61,736)
2000	482,510 (60,314)	509,447 (53,681)	991,957 (61,997)
1999	540,805 (67,601)	524,545 (65,568)	1,065,350 (66,584)
1998	561,472 (70,184)	490,956 (61,370)	1,052,428 (65,777)
1997	557,547 (69,693)	420,543 (52,568)	978,090 (61,130)
1996	533,533 (66,692)	382,383 (47,798)	915,916 (57,245)
1995	554,814 (69,352)	467,619 (58,452)	1,022,433 (63,902)

* Includes home game at Wembley Stadium in London, U.K.

EXTREME CONDITIONS

WARMEST GAMES

Rk.	Date	Opponent	Result	Temp.
1.	Sept. 16, 2018	New England Patriots	W, 31-20	97
2.	Sept. 11, 2016	Green Bay Packers	L, 23-27	90
	Sept. 12, 2010	Denver Broncos	W, 24-17	90
4.	Sept. 26, 2010	Philadelphia Eagles	L, 3-28	89
	Sept. 23, 2018	Tennessee Titans	L, 6-9	89
6.	Oct. 7, 2012	Chicago Bears	L, 3-41	88
	Sept. 16, 2007	Atlanta Falcons	W, 13-7	88
	Sept. 20, 1998	at Tennessee Titans	W, 27-22	88
	Sept. 6, 1998	at Chicago Bears	W, 24-23	88
10.	Sept. 11, 2011	Tennessee Titans	W, 16-14	87
	Oct. 6, 2002	Philadelphia Eagles	W, 28-25	87
	Sept. 29, 2002	New York Jets	W, 28-3	87
	Sept. 8, 1996	Houston Texans	L, 27-34	87

COLDEST GAMES

Rk.	Date	Opponent	Result	Temp.
1.	Dec. 17, 2000	at Cincinnati Bengals	L, 14-17	9
2.	Dec. 19, 2004	at Green Bay Packers	W, 28-25	12
3.	Jan. 3, 2010	at Cleveland Browns	L, 17-23	16
4.	Jan. 14, 2018*	at Pittsburgh Steelers	W, 45-42	18
5.	Dec. 7, 2008	at Chicago Bears	L, 10-23	19
6.	Dec. 31, 2017	at Tennessee Titans	L, 10-15	23
	Dec. 23, 2000	at New York Giants	L, 25-28	23
8.	Jan. 7, 2006	at New England Patriots	L, 3-28	24
9.	Dec. 14, 2003	at New England Patriots	L, 13-27	25
10.	Jan. 10, 1999*	at New York Jets	L, 24-34	26

* Postseason game
(All degrees in Fahrenheit)

SINGLE-GAME ATTENDANCE RECORDS

The Jaguars have played at TIAA Bank Field, previously known as EverBank Field (2010-17), Jacksonville Municipal Stadium (1995-96, 2007-09) and Alltel Stadium (1997-2006), since the franchise's inaugural season in 1995. The stadium originally opened with a seating capacity of 73,000, which later expanded to 76,867. Since 2014, the Jaguars removed more than 12,000 seats as part of renovations to install a pool deck, end zone cabanas and upgraded club suites, reducing the stadium capacity for NFL games to 64,341. The largest crowd ever at TIAA Bank Field was 85,413 for an NCAA football game between Florida State and Alabama on Sept. 29, 2007. The current capacity for Jaguars games is 67,862.

HOME ATTENDANCE RECORDS

Rk.	Date	Opponent	Result	Attendance
1.	Dec. 5, 2004	Pittsburgh Steelers	L, 16-17	76,877
2.	Jan. 23, 2000*	Tennessee Titans	L, 14-33	75,206
3.	Jan. 15, 2000*	Miami Dolphins	W, 62-7	75,173
4.	Dec. 28, 1998	Pittsburgh Steelers	W, 21-3	74,143
5.	Oct. 12, 1998	Miami Dolphins	W, 28-21	74,051
6.	Dec. 7, 1997	New England Patriots	L, 20-26	73,446
7.	Oct. 3, 2004	Indianapolis Colts	L, 17-24	73,114
8.	Sept. 22, 1997	Pittsburgh Steelers	W, 30-21	73,016
9.	Sept. 1, 1995	Houston Oilers	L, 3-10	72,363
10.	Nov. 15, 1998	Tampa Bay Buccaneers	W, 29-24	72,974

ROAD ATTENDANCE RECORDS

Rk.	Date	Opponent	Result	Attendance
1.	Oct. 14, 2018	Dallas Cowboys	L, 7-40	90,767
2.	Oct. 1, 2006	Washington Redskins	L, 30-36 (OT)	89,450
3.	Oct. 31, 2010	Dallas Cowboys	W, 35-17	81,395
4.	Sept. 14, 2014	Washington Redskins	L, 10-41	80,037
5.	Sept. 19, 2011	New York Jets	L, 3-32	78,834
6.	Jan. 10, 1999*	New York Jets	L, 24-34	78,817
7.	Nov. 28, 2010	New York Giants	L, 20-24	78,533
8.	Nov. 3, 2002	New York Giants	L, 17-24	78,337
9.	Oct. 11, 1995	New York Jets	W, 16-6	78,216
10.	Nov. 8, 2015	New York Jets	L, 23-28	78,160

* Postseason game

INTERNATIONAL SERIES CROWDS

In 2007, the NFL International Series commenced with teams playing regular season games at Wembley Stadium in London, U.K. Jacksonville, which has participated in the International Series annually since 2013, has posted two of the top five NFL crowds, and three out of the top eight, at Wembley Stadium, including the venue's largest attendance for such an event on Oct. 28, 2018 vs. Philadelphia (85,870).

NFL INTERNATIONAL SERIES ATTENDANCE RECORDS

Rk.	Date	Matchup/Result	Attendance
1.	Oct. 28, 2018	Philadelphia 24, Jacksonville 18	85,870
2.	Oct. 14, 2018	Seattle 27, Oakland 3	84,922
3.	Sept. 24, 2017	Jacksonville 44, Baltimore 7	84,592
4.	Oct. 30, 2016	Washington 27, Cincinnati 27	84,488
5.	2017	New Orleans 20, Miami 0	84,423
6.	2018	L.A. Chargers 20, Tennessee 19	84,301
7.	2009	New England 35, Tampa Bay 7	84,254
8.	2015	Jacksonville 34, Buffalo 31	84,021
9.	2012	New England 45, St. Louis 7	84,004
10.	2015	N.Y. Jets 27, Miami 14	83,986

PRIME-TIME GAMES



PRIME TIME BY DAY

SUNDAY NIGHT (5-6)

9/24/95 vs. Green Bay (TNT)	L	14-24
12/15/96 vs. Seattle (ESPN)	W	20-13
12/20/98 at Minnesota (ESPN)	L	10-50
11/21/99 vs. New Orleans (ESPN)	W	41-23
10/8/00 vs. Baltimore (ESPN)	L	10-15
11/19/00 at Pittsburgh (ESPN)	W	34-24
11/3/02 at New York Giants (ESPN)	L	17-24
11/30/03 vs. Tampa Bay (ESPN)	W	17-10
12/5/04 vs. Pittsburgh (ESPN)	L	16-17
10/9/05 vs. Cincinnati (ESPN)	W	23-20
10/5/08 vs. Pittsburgh (NBC)	L	21-26

THURSDAY NIGHT (4-7)

12/02/99 vs. Pittsburgh (ESPN)	W	20-6
10/18/01 vs. Buffalo (ESPN)	L	10-13
12/18/08 vs. Indianapolis (NFL Network)	L	24-31
12/17/09 vs. Indianapolis (NFL Network)	L	31-35
12/15/11 at Atlanta (NFL Network)	L	14-41
11/08/12 vs. Indianapolis (NFL Network)	L	10-27
12/05/13 vs. Houston (NFL Network)	W	27-20
12/18/14 vs. Tennessee (NFL Network)	W	21-13
11/19/15 vs. Tennessee (NFL Network)	W	19-13
10/27/16 at Tennessee (NFL Network)	L	22-36
12/06/18 at Tennessee (NFL Network)	L	9-30

MONDAY NIGHT (8-7)

9/22/97 vs. Pittsburgh (ABC)	W	30-21
10/12/98 vs. Miami (ABC)	W	28-21
12/28/98 vs. Pittsburgh (ABC)	W	21-3
10/11/99 at New York Jets (ABC)	W	16-6
12/13/99 vs. Denver (ABC)	W	27-24
9/25/00 at Indianapolis (ABC)	L	14-43
10/16/00 at Tennessee (ABC)	L	13-27
12/3/01 vs. Green Bay (ABC)	L	21-28
9/18/06 vs. Pittsburgh (ESPN)	W	9-0
11/20/06 vs. New York Giants (ESPN)	W	26-10
10/22/07 vs. Indianapolis (ESPN)	L	7-29
12/1/08 at Houston (ESPN)	L	17-30
10/18/10 vs. Tennessee (ESPN)	L	3-30
10/24/11 vs. Baltimore (ESPN)	W	12-7
12/5/11 vs. San Diego (ESPN)	L	14-38

2019 SCHEDULE NOTES

• The Jaguars will host the Kansas City Chiefs in Week 1, marking the 14th time in franchise history the team will open the season at home and the first time since **Doug Marrone** was named the team's head coach in January 2017. Jacksonville is 13-11 all-time in season openers, including a 7-6 record at home.

• For the second year in a row, the Jaguars will host the NFL's reigning MVP in their home opener - **Tom Brady** in 2018 and **Patrick Mahomes** in 2019. In 2018, the Jaguars defeated the Patriots, 31-20, in Week 2. The Jaguars are 6-6 in 12 regular season games against the Chiefs, including 4-2 at home.

• The Jaguars host the Titans for Thursday Night Football in Week 3 on Sept. 19 in the team's first divisional game of the year. The matchup marks the fifth time in the last six seasons in which the AFC South rivals will compete on Thursday Night Football, with the Jaguars holding a 2-0 record in such games at TIAA Bank Field. Overall, Jacksonville has won three of their last five games played on Thursday night, including four consecutive appearances at home.

• The Jaguars will play four games in September this season, including two games on the road. In Week 1, the Jaguars host the Chiefs, followed by a trip to AFC South rival Houston in Week 2. In Week 3, the Jaguars play the Titans on Thursday Night Football (NFL Network) before traveling to Denver the following week for a Week 4 matchup against the Broncos. During Head Coach **Doug Marrone's** two-year tenure at the helm of the Jaguars, Jacksonville is 5-2 in the month of September, including 2-0 on the road.

• The Jaguars will travel 11,229 miles during the 2019 regular season, including eight away games and one home game at London's Wembley Stadium.

• Five of the Jaguars' eight home games this season are against teams that qualified for last year's postseason. Jacksonville's home slate features three games against teams who won their respective division, including Kansas City (Week 1), New Orleans (Week 6) and Houston (London in Week 9).

• Jacksonville's game against Tampa Bay in Week 13 marks the Jaguars' 15th regular season intrastate game in franchise history. Jacksonville is 8-6 in games against Miami and Tampa Bay through their first 24 seasons, including a 17-7 road victory against the Dolphins last season.

JAGUARS BY PRIME TIME

Jacksonville has played in 37 nationally-televised prime-time games in the franchise's 24-season history, posting a 17-20 (.459) record in prime-time contests.

In prime-time matchups, the Jaguars have gone **15-12** (.556) at home and **2-8** (.200) on the road. Jacksonville has played eight of its last 11 and 16 of its last 20 prime-time contests at TIAA Bank Field.

The Jaguars own an **8-7** (.533) record on Monday Night Football, a **5-6** (.455) record on Sunday Night Football and a **4-7** (.364) record on Thursday Night Football.

Date		Opponent	Network	Result
Dec. 6, 2018	at	Tennessee Titans*	NFL Network	L, 9-30
Oct. 27, 2016	at	Tennessee Titans*	NFL Network	L, 22-36
Nov. 19, 2015		Tennessee Titans*	NFL Network	W, 19-13
Dec. 18, 2014		Tennessee Titans*	NFL Network	W, 21-13
Dec. 5, 2013		Houston Texans*	NFL Network	W, 27-20
Nov. 8, 2012		Indianapolis Colts*	NFL Network	L, 10-27
Dec. 15, 2011	at	Atlanta Falcons*	NFL Network	L, 14-41
Dec. 5, 2011		San Diego	ESPN	L, 14-38
Oct. 24, 2011		Baltimore Ravens	ESPN	W, 12-7
Oct. 18, 2010		Tennessee Titans	ESPN	L, 3-30
Dec. 17, 2009		Indianapolis Colts*	NFL Network	L, 31-35
Dec. 18, 2008		Indianapolis Colts*	NFL Network	L, 24-31
Dec. 1, 2008	at	Houston Texans	ESPN	L, 17-30
Oct. 5, 2008		Pittsburgh Steelers #	NBC	L, 21-26
Oct. 22, 2007		Indianapolis Colts	ESPN	L, 7-29
Nov. 20, 2006		New York Giants	ESPN	W, 26-10
Sept. 18, 2006		Pittsburgh Steelers	ESPN	W, 9-0
Oct. 9, 2005		Cincinnati Bengals #	ESPN	W, 23-20
Dec. 5, 2004		Pittsburgh Steelers #	ESPN	L, 16-17
Nov. 30, 2003		Tampa Bay Buccaneers #	ESPN	W, 17-10
Nov. 3, 2002	at	New York Giants #	ESPN	L, 17-24
Dec. 3, 2001		Green Bay Packers	ABC	L, 21-28
Oct. 18, 2001		Buffalo Bills*	ESPN	L, 10-13
Nov. 19, 2000	at	Pittsburgh Steelers #	ESPN	W, 34-24
Oct. 16, 2000	at	Tennessee Titans	ABC	L, 13-27
Oct. 8, 2000		Baltimore Ravens #	ESPN	L, 10-15
Sept. 25, 2000	at	Indianapolis Colts	ABC	L, 14-43
Dec. 13, 1999		Denver Broncos	ABC	W, 27-24
Dec. 2, 1999		Pittsburgh Steelers*	ESPN	W, 20-6
Nov. 21, 1999		New Orleans Saints #	ESPN	W, 41-23
Oct. 11, 1999	at	New York Jets	ABC	W, 16-6
Dec. 28, 1998		Pittsburgh Steelers	ABC	W, 21-3
Dec. 20, 1998	at	Minnesota Vikings #	ESPN	L, 10-50
Oct. 12, 1998		Miami Dolphins	ABC	W, 28-21
Sept. 22, 1997		Pittsburgh Steelers	ABC	W, 30-21
Dec. 15, 1996		Seattle Seahawks #	ESPN	W, 20-13
Sept. 24, 1995		Green Bay Packers #	TNT	L, 14-24

BOLD: Monday night game

* Thursday night game

Sunday night game

YEAR	SEASON RECORD	PRIME TIME	NETWORK
1995	4-12	1	TNT
1996	9-7	1	ESPN
1997	11-5	1	ABC
1998	11-5	3	ESPN, ABC (2)
1999	14-2	4	ESPN (2), ABC (2)
2000	7-9	4	ABC (2), ESPN (2)
2001	6-10	2	ESPN, ABC
2002	6-10	1	ESPN
2003	5-11	1	ESPN
2004	9-7	1	ESPN
2005	12-4	1	ESPN
2006	8-8	2	ESPN (2)
2007	11-5	1	ESPN
2008	5-11	3	NBC, ESPN, NFL Network
2009	7-9	1	NFL Network
2010	8-8	1	ESPN
2011	5-11	3	ESPN (2), NFL Network
2012	2-14	1	NFL Network
2013	4-12	1	NFL Network
2014	3-13	1	NFL Network
2015	5-11	1	NFL Network
2016	3-13	1	NFL Network
2017	10-6	0	---
2018	5-11	1	NFL Network

OVERTIME MATCHUPS



OVERTIME GAMES

LOCATION	W	L	T	WON TOSS	LOST TOSS
HOME	4	1	0	5	0
ROAD	4	8	0	5	7
TOTALS	8	9	0	10	7

Sept. 22, 1996 — at New England 28, Jacksonville 25

After spotting New England a 22-0 lead, the Jaguars rallied in the second half, scoring three touchdowns on 51-, 41- and 61-yard completions from QB **Mark Brunell** and a K **Mike Hollis** field goal, to tie the score at 25-25. The Patriots had the only possession in overtime and won on a 40-yard field goal by K Adam Vinatieri.

Nov. 24, 1996 — Jacksonville 28, at Baltimore 25

The Ravens led 25-10 going into the fourth quarter. After a touchdown pass from QB **Mark Brunell** to TE **Pete Mitchell**, the defense recovered a fumble at the Ravens' 19-yard line. Brunell found WR **Willie Jackson** six plays later, and Brunell ran in for the two-point conversion to tie the game at 25-25 with 1:24 remaining. The Jaguars won the toss, but were forced to punt. The Ravens fumbled, and Jacksonville drove down the field, with K **Mike Hollis** winning the game with a 34-yard field goal.

Oct. 26, 1997 — at Pittsburgh 23, Jacksonville 17

The Jaguars took a 10-0 lead into the second half, but Pittsburgh came back to take a 14-10 fourth-quarter lead. After a QB **Mark Brunell** TD pass to TE **Pete Mitchell**, the Jaguars took a 17-14 lead. The Steelers scored on a 19-yard field goal at the end of the fourth quarter to tie the game 17-17. The Steelers won the toss and scored on a 17-yard shovel pass from QB **Kordell Stewart** to RB **Jerome Bettis**.

Oct. 29, 2000 — Jacksonville 23, at Dallas 17

The Jaguars ended a five-game losing streak with a 23-17 overtime road victory over the Cowboys, with WR **Alvis Whitted** scoring on a 37-yard pass from QB **Mark Brunell** on the first series of overtime for his second touchdown of the game. Brunell threw for three TDs and tied a team record for passing accuracy, as he completed 20 of 24 passes. TE **Kyle Brady** caught 10 of those passes for 134 yards, as he eclipsed the 100-yard mark for the second straight week.

Nov. 14, 2004 — at Jacksonville 23, Detroit 17

The Jaguars continued their dramatic play with a 23-17 overtime win over the Detroit Lions at ALLTEL Stadium. QB **David Garrard** started his first game since 2002 in place of injured QB **Byron Leftwich** and led the team with 198 yards passing and two touchdowns. WR **Jimmy Smith** caught the game-winning 36-yard touchdown pass from Garrard in overtime. The Lions erased a 17-3 fourth-quarter lead with two WR **Eddie Drummond** touchdown returns.

Sept. 25, 2005 — Jacksonville 26, at New York Jets 20

The Jaguars defeated the New York Jets 26-20 on a game-winning 36-yard touchdown pass from QB **Byron Leftwich** to WR **Jimmy Smith** at the Meadowlands. Both teams began the overtime with interceptions and after forcing the Jets to punt on their third drive, Leftwich threw 36 yards for the game-winner.

Oct. 16, 2005 — Jacksonville 23, at Pittsburgh 17

The Jaguars defeated the Steelers 23-17 in Pittsburgh on a dramatic 41-yard interception return for a touchdown by CB **Rashean Mathis** in overtime. The Steelers won the toss and WR **Quincy Morgan** returned the kickoff 74 yards. On third down QB **Tommy Maddox** fumbled the snap and DE **Reggie Hayward** recovered the ball. The Jaguars stalled on offense and P **Chris Hanson** recorded his team record-tying ninth punt of the game. Two plays later Mathis ended the game with his interception.

Oct. 1, 2006 — at Washington 36, Jacksonville 30

Jacksonville erased a 10-point deficit in the fourth quarter to force overtime, but Washington scored on the opening possession of the extra period on a 68-yard touchdown reception by WR **Santana Moss** from QB **Mark Brunell** to claim a 36-30 win at FedExField.

Sept. 28, 2008 — at Jacksonville 30, Houston 27

The Jaguars and Texans both scored 10 points in the fourth quarter to force overtime, but the Jaguars won the toss and QB **David Garrard** drove the Jaguars 51 yards in six plays and K **Josh Scobee** connected on a 37-yard field goal for the game winner.

Oct. 18, 2009 — at Jacksonville 23, St. Louis 20

The Jaguars won the toss in overtime and never gave the football up in a 23-20 victory over the Rams. Starting from the 20-yard line, QB **David Garrard** engineered a 13 play, 62-yard drive, which included a mixture of passes and runs to set up the 36-yard game-winning field goal by K **Josh Scobee**.

Dec. 26, 2010 — Washington 20, at Jacksonville 17

The Jaguars got the ball first, but they began at their own 11 following a miscue on the kickoff return. On third down QB **David Garrard's** pass was intercepted by CB **Kevin Barnes** at Jacksonville's 22, and three plays later K **Graham Gano** hit the game-winner from 31 yards.

Sept. 9, 2012 — at Minnesota 26, Jacksonville 23

After the Jaguars took a 23-20 lead with 20 seconds left, Minnesota took advantage of a short kickoff to start at its 31-yard line with 14 seconds remaining. QB **Christian Ponder** completed passes for 26 and 6 yards to reach the Jacksonville 37, from where K **Blair Walsh** booted a 55-yard field goal to tie it at 23-23 as time expired in regulation. In overtime the Vikings used eight plays to go 55 yards, setting up Walsh's fourth field goal from 38 yards. The Vikings defense then held as the Jaguars failed to convert a first down.

Oct. 21, 2012 — at Oakland 26, Jacksonville 23

For the second time in six games the Jaguars suffered a heart-breaking overtime loss on the road. In overtime, the Jaguars had the first possession, and on third down QB **Chad Henne** completed a pass to WR **Cecil Shorts** who fumbled and the Raiders recovered at the Jacksonville 21. From there, K **Sebastian Janikowski** kicked a 40-yard field goal to win the game.

Nov. 18, 2012 — at Houston 43, Jacksonville 37

In overtime, Houston won the coin toss and took 14 plays to set up K **Shayne Graham's** third field goal, from 25 yards. The Jaguars responded with an 11-play, 53-yard drive capped by K **Josh Scobee's** third field goal that followed a 4th-and-10 conversion and a 28-yard run by RB **Jalen Parmele** to the Houston six. With the score tied at 37-37 CB **Derek Cox** intercepted QB **Matt Schaub** on the next series to set the Jaguars up at the Houston 47, but this time the Jaguars' 4th-and-10 conversion failed. Two plays later Schaub hit WR **Andre Johnson** with a short pass that he took 48 yards for the game-winner 12:59 into the overtime period.

Oct. 4, 2015 — at Indianapolis 16, Jacksonville 13

The Jaguars took a 13-10 lead into the second half, but Indianapolis scored a 32-yard field goal during the third quarter to tie the game 13-13. After a punt by both teams in overtime, the Jaguars drove to the Colts' 30-yard line, but K **Jason Myers** missed a 48-yard FG try on fourth-and-eight with 8:18 remaining in the first overtime period. Six plays later, K **Adam Vinatieri** kicked the game-winning 27-yard FG to seal the 16-13 victory.

Oct. 1, 2017 — at New York Jets 23, Jacksonville 20

The Jaguars lost in overtime on the road against the New York Jets. In overtime, both teams punted on their first two possessions. The Jaguars' third series began at their own 3 after a 70-yard punt and a penalty, and when they were forced to punt the ball back to New York, the Jets got possession at the Jaguars 25-yard line following another penalty. From there it took just four plays for K **Chandler Catanzaro** to kick a 41-yard game-winner with 32 seconds left in overtime.

Nov. 12, 2017 — at Jacksonville 20, Los Angeles Chargers 17

The Jaguars defeated the Los Angeles Chargers 20-17 on a game-winning 30-yard field goal by K **Josh Lambo** at TIAA Bank Field. The Jaguars got first possession but were forced to punt. Taking over at their own 10, the Chargers ran two plays before QB **Philip Rivers** was intercepted by CB **A.J. Bouye**, who returned the pick 51 yards to the Los Angeles 2. A taunting penalty backed them up to the 17, from where Lambo kicked the game-winner.



The Jaguars celebrate K **Josh Lambo's** game-winner vs. the Chargers in their most recent overtime contest (Nov. 12, 2017).



RECORDS

YEARLY STATISTICS



YEARLY TEAM OFFENSE

YEAR	Yd/G	Yd/Ply	RnYd/G	Yd/Rsh	PsYd/G	NYd/At	3rdCv%	4thCv%	RZEFF	G2GEFF	TOP	PS/G
2018	322.1	4.81	107.7	4.14	214.4	5.28	40.4	47.1	44.1	58.8	30:14	15.3
2017	365.9*	5.43	141.4	4.29	232.3	6.52	37.4	76.9*	64.0*	85.7*	31:47	26.1*
2016	334.9	5.1	101.9	4.16	233.0	5.65	35.3	43.8	60.0	79.0	29:09	19.9
2015	348.8	5.51	92.1	4.16	256.8	6.24	35.1	43.3	53.7	72.4	27:52	23.5
2014	289.6	4.69	102.1	4.54	187.6	4.78	31.9	36.8	40.6	66.7	27:11	15.6
2013	293.8	4.61	78.8	3.33	215.1	5.36	31.1	43.3	43.9	50.0	27:22	15.4
2012	299.3	4.82	85.6	3.82	213.7	5.38	29.6	30.8	44.4	66.7	28:01	15.9
2011	259.3	4.14	123.1	4.03	136.2	4.25	33.6	35.3	48.6	50.0	30:01	22.1
2010	341.3	5.36	149.7	4.68	191.6	6.05	39.9	64.0	63.0	77.8	31:48	22.1
2009	336.6	5.33	126.8	4.54	209.8	5.96	45.1*	57.1	51.1	66.7	30:21	18.1
2008	319.1	5.08	110.9	4.16	208.3	5.75	40.8	58.9	55.6	69.2	31:29	18.9
2007	357.4	5.60*	149.4	4.58	208.0	6.66	45.7	57.6	56.9	65.6	32:07	23.9
2006	338.9	5.48	158.8*	4.95*	180.1	6.05	39.2	50.0	57.7	72.0	32:14*	22.3
2005	321.8	5.04	122.4	3.90	199.4	6.15	41.3	40.0	59.2	72.2	31:52	22.6
2004	313.1	5.05	115.6	4.15	197.4	5.80	36.9	55.6	42.2	58.8	30:38	16.3
2003	334.9	5.23	129.6	4.31	205.3	6.05	37.0	50.0	44.4	66.7	30:09	17.3
2002	303.2	5.06	130.6	4.59	172.6	5.48	34.3	69.2	54.9	73.1	28:38	20.5
2001	302.5	4.99	100.0	4.30	202.5	5.43	35.4	24.0	50.0	72.7	28:01	18.4
2000	355.6	5.27	127.0	4.22	228.6	6.11	42.6	35.7	47.4	65.5	31:32	22.9
1999	349.1	5.15	130.7	4.07	218.4	6.12	40.0	50.0	46.0	63.9	31:57	24.8
1998	325.9	5.27	131.4	4.32	194.5	6.20	42.7	50.0	---	---	28:59	24.5
1997	339.0	5.43	107.5	3.79	231.5	6.81*	39.2	41.7	---	---	29:40	24.6
1996	360.0	5.55	103.1	3.83	256.9*	6.77	41.8	62.5	---	---	31:18	20.3
1995	280.9	4.67	106.6	4.16	174.4	5.05	36.1	40.0	---	---	28:37	17.2

BOLD: Led the NFL
*: Franchise Record

SOPHOMORE SENSATION

In his second year in the NFL, WR **Dede Westbrook** led the Jaguars in receiving yards (717) and punt return yards (266), becoming the second player in franchise history (**Mike Thomas**, 2010) to lead the Jaguars in both categories in the same season. Westbrook also led Jacksonville in rushing avg. (10.9 avg.) and his 98 rushing yards were the second-most by a Jaguars WR in franchise history.

RECEIVING YARDS JAGUARS, 2018

Rk.	Player	Rec.	Yards	Avg.	TDs
1.	Dede Westbrook	66	717	10.9	5
2.	Donte Moncrief	48	668	13.9	3

PROTECTING THE BANK

The Jaguars allowed 15.1 points per game in home games in 2018, the best home mark in the NFL. In their eight games at home, they allowed 32 first-half points (4.0 per game), a franchise record.

POINTS ALLOWED PER HOME GAME NFL, 2018

Rk.	Team	POINTS PER GAME ALLOWED
1.	Jacksonville	15.1
2.	New England	16.6
3.	Houston	17.0
4.	Baltimore	17.3
5.	Chicago	17.5

YEARLY TEAM DEFENSE

YEAR	Yd/G	Yd/Ply	RnYd/G	Yd/Rsh	PsYd/G	NYd/At	3rdCv%	4thCv%	RZEFF	G2GEFF	TOP	PS/G
2018	311.4	5.14	116.9	4.31	197.3	5.30	37.7	25.0	51.1	57.7	29:47	19.8
2017	286.1	4.61	116.3	4.34	170.3*	4.82*	33.6	46.2	39.3	61.5	28:13	16.8
2016	321.7	5.00	106.4	3.82	215.3	5.90	37.1	46.2	55.6	68.8	30:51	25.0
2015	375.0	5.44	106.8	3.68*	268.2	6.73	46.3	50.0	61.4	75.0	32:47	28.0
2014	370.8	5.47	127.1	4.07	243.7	6.65	42.8	40.0	48.2	63.6	32:48	25.8
2013	379.4	5.57	131.8	4.16	247.6	6.81	42.5	75.0	60.0	72.2	32:35	28.1
2012	380.5	5.54	141.0	4.14	239.5	6.90	41.4	44.4	43.0	75.7	33:12	27.8
2011	313.0	5.12	104.2	3.83	208.8	6.14	36.2	44.4	55.8	76.2	29:58	20.6
2010	371.8	6.28	121.6	4.68	250.3	7.53	41.3	44.4	54.4	83.3	28:22	26.2
2009	352.3	5.74	116.4	4.07	235.9	7.20	45.0	70.6	55.8	64.0	30:04	23.8
2008	330.9	5.74	106.8	3.99	224.1	7.26	41.0	45.5	58.5	67.6	28:44	22.9
2007	313.8	5.18	100.3	4.12	213.5	5.89	39.8	47.8	55.6	64.0	27:52*	19.0
2006	283.6	4.64	91.3	3.48	192.4	5.52	36.7	28.6	43.8	61.1	27:52	17.1
2005	290.9	4.83	106.8	3.94	184.1	5.57	32.7	28.6	52.8	73.3	28:44	16.8
2004	320.9	5.28	111.1	4.06	209.8	6.29	41.0	50.0	38.3*	45.5*	29:41	17.5
2003	291.1	4.77	87.9	3.18	203.2	6.09	42.2	50.0	52.3	78.9	29:49	20.7
2002	333.4	5.12	129.4	4.25	204.0	5.88	39.2	55.0	49.1	76.9	31:21	19.7
2001	316.9	4.80	100.7	3.43	216.2	5.89	38.3	27.8*	50.0	65.4	31:58	17.9
2000	302.8	5.19	105.3	3.86	197.5	6.35	36.5	50.0	65.0	72.7	28:28	20.4
1999	270.9*	4.56*	90.3*	3.87	180.6	5.00	33.3*	25.0	50.0	78.6	28:03	13.6*
1998	347.4	5.26	125.0	4.44	222.4	5.86	36.5	50.0	---	---	31:01	21.0
1997	327.4	5.06	108.4	3.81	219.0	6.04	45.1	52.2	---	---	30:20	19.8
1996	317.8	5.13	111.3	3.98	206.5	6.06	44.1	37.5	---	---	28:42	20.8
1995	344.7	5.35	125.2	3.97	219.5	6.68	48.2	62.5	---	---	31:23	25.3

BOLD: Led the NFL
*: Franchise Record

YEARLY LEADERS



YEARLY PASSING LEADERS

YEAR	COMPLETIONS	PASS ATTEMPTS	COMPLETION %	PASSING YARDS
2018	Blake Bortles.....243	Blake Bortles.....403	Blake Bortles.....60.3	Blake Bortles.....2,718
2017	Blake Bortles.....315	Blake Bortles.....523	Blake Bortles.....60.2	Blake Bortles.....3,687
2016	Blake Bortles.....368	Blake Bortles.....625	Blake Bortles.....58.9	Blake Bortles.....3,905
2015	Blake Bortles.....355	Blake Bortles.....606	Blake Bortles.....58.6	Blake Bortles.....4,428
2014	Blake Bortles.....280	Blake Bortles.....475	Blake Bortles.....58.9	Blake Bortles.....2,908
2013	Chad Henne.....305	Chad Henne.....503	Chad Henne.....60.6	Chad Henne.....3,241
2012	Chad Henne.....166	Chad Henne.....308	Blaine Gabbert.....58.3	Chad Henne.....2,084
2011	Blaine Gabbert.....210	Blaine Gabbert.....413	Blaine Gabbert.....50.8	Blaine Gabbert.....2,214
2010	David Garrard.....266	David Garrard.....366	David Garrard.....64.5	David Garrard.....2,734
2009	David Garrard.....314	David Garrard.....516	David Garrard.....60.9	David Garrard.....3,597
2008	David Garrard.....335	David Garrard.....535	David Garrard.....62.6	David Garrard.....3,620
2007	David Garrard.....208	David Garrard.....325	David Garrard.....64.0	David Garrard.....2,509
2006	David Garrard.....145	David Garrard.....241	David Garrard.....60.2	David Garrard.....1,735
2005	Byron Leftwich.....175	Byron Leftwich.....302	David Garrard.....58.3	Byron Leftwich.....2,123
2004	Byron Leftwich.....267	Byron Leftwich.....441	Byron Leftwich.....60.5	Byron Leftwich.....2,941
2003	Byron Leftwich.....239	Byron Leftwich.....418	Byron Leftwich.....57.2	Byron Leftwich.....2,819
2002	Mark Brunell.....245	Mark Brunell.....416	Mark Brunell.....58.9	Mark Brunell.....2,788
2001	Mark Brunell.....289	Mark Brunell.....473	Mark Brunell.....61.1	Mark Brunell.....3,309
2000	Mark Brunell.....311	Mark Brunell.....512	Mark Brunell.....60.7	Mark Brunell.....3,640
1999	Mark Brunell.....259	Mark Brunell.....441	Mark Brunell.....58.7	Mark Brunell.....3,060
1998	Mark Brunell.....208	Mark Brunell.....354	Mark Brunell.....58.8	Mark Brunell.....2,601
1997	Mark Brunell.....264	Mark Brunell.....435	Mark Brunell.....60.7	Mark Brunell.....3,281
1996	Mark Brunell.....353	Mark Brunell.....557	Mark Brunell.....63.4	Mark Brunell.....4,367
1995	Mark Brunell.....201	Mark Brunell.....346	Mark Brunell.....58.1	Mark Brunell.....2,168

YEAR	PASSING TDs	INTERCEPTIONS	PASSER RATING	SACKS
2018	Blake Bortles.....13	Blake Bortles.....11	Blake Bortles.....79.8	Blake Bortles.....31
2017	Blake Bortles.....21	Blake Bortles.....13	Blake Bortles.....84.7	Blake Bortles.....24
2016	Blake Bortles.....23	Blake Bortles.....16	Blake Bortles.....78.8	Blake Bortles.....34
2015	Blake Bortles.....35	Blake Bortles.....18	Blake Bortles.....88.2	Blake Bortles.....51
2014	Blake Bortles.....11	Blake Bortles.....17	Blake Bortles.....69.5	Blake Bortles.....55
2013	Chad Henne.....13	Chad Henne.....14	Chad Henne.....76.5	Chad Henne.....38
2012	Chad Henne.....11	Chad Henne.....11	Blaine Gabbert.....77.3	Chad Henne.....28
2011	Blaine Gabbert.....12	Blaine Gabbert.....11	Blaine Gabbert.....65.4	Blaine Gabbert.....40
2010	David Garrard.....23	David Garrard.....15	David Garrard.....90.8	David Garrard.....33
2009	David Garrard.....15	David Garrard.....10	David Garrard.....83.5	David Garrard.....42
2008	David Garrard.....15	David Garrard.....13	David Garrard.....81.7	David Garrard.....42
2007	David Garrard.....18	Quinn Gray.....5	David Garrard.....102.2	David Garrard.....21
2006	David Garrard.....10	David Garrard.....9	David Garrard.....80.5	David Garrard.....20
2005	Byron Leftwich.....15	Byron Leftwich.....5	Byron Leftwich.....89.3	Byron Leftwich.....23
2004	Byron Leftwich.....15	Byron Leftwich.....10	Byron Leftwich.....82.2	Byron Leftwich.....25
2003	Byron Leftwich.....14	Byron Leftwich.....16	Byron Leftwich.....73.0	Byron Leftwich.....19
2002	Mark Brunell.....17	Mark Brunell.....7	Mark Brunell.....85.7	Mark Brunell.....34
2001	Mark Brunell.....19	Mark Brunell.....13	Mark Brunell.....84.1	Mark Brunell.....57
2000	Mark Brunell.....20	Mark Brunell.....14	Mark Brunell.....84.0	Mark Brunell.....54
1999	Mark Brunell.....14	Mark Brunell.....9	Mark Brunell.....82.0	Mark Brunell.....29
1998	Mark Brunell.....20	Mark Brunell.....9	Mark Brunell.....89.9	Mark Brunell.....28
1997	Mark Brunell.....18	Mark Brunell.....7	Mark Brunell.....91.2	Mark Brunell.....33
1996	Mark Brunell.....19	Mark Brunell.....20	Mark Brunell.....84.0	Mark Brunell.....50
1995	Mark Brunell.....15	Steve Beuerlein/Mark Brunell.....7	Mark Brunell.....82.6	Mark Brunell.....39

BOLD: Led the NFL • (min. 100 pass attempts)

YEARLY RUSHING LEADERS

YEAR	RUSH ATTEMPTS	RUSHING YARDS	YARDS/RUSH ATTEMPT	RUSHING TDs
2018	Leonard Fournette.....133	Leonard Fournette.....439	Blake Bortles.....6.3	Leonard Fournette.....5
2017	Leonard Fournette.....268	Leonard Fournette.....1,040	Blake Bortles.....5.7	Leonard Fournette.....9
2016	T.J. Yeldon.....130	T.J. Yeldon.....465	Blake Bortles.....6.2	Blake Bortles/Chris Ivory.....3
2015	T.J. Yeldon.....182	T.J. Yeldon.....740	Blake Bortles.....6.0	Blake Bortles/T.J. Yeldon.....2
2014	Denard Robinson.....135	Denard Robinson.....582	Blake Bortles.....7.5	Denard Robinson.....4
2013	Maurice Jones-Drew.....234	Maurice Jones-Drew.....803	Maurice Jones-Drew.....3.4	Maurice Jones-Drew.....5
2012	Rashad Jennings.....101	Maurice Jones-Drew.....414	Maurice Jones-Drew.....4.8	Rashad Jennings.....2
2011	Maurice Jones-Drew.....343	Maurice Jones-Drew.....1,606	Maurice Jones-Drew.....4.7	Maurice Jones-Drew.....8
2010	Maurice Jones-Drew.....299	Maurice Jones-Drew.....1,324	Rashad Jennings.....5.5	David Garrard/Maurice Jones-Drew.....5
2009	Maurice Jones-Drew.....312	Maurice Jones-Drew.....1,391	Maurice Jones-Drew.....4.5	Maurice Jones-Drew.....15
2008	Maurice Jones-Drew.....197	Maurice Jones-Drew.....824	David Garrard.....4.4	Maurice Jones-Drew.....12
2007	Fred Taylor.....223	Fred Taylor.....1,202	Fred Taylor.....5.4	Maurice Jones-Drew.....9
2006	Fred Taylor.....231	Fred Taylor.....1,146	Maurice Jones-Drew.....5.7	Maurice Jones-Drew.....13
2005	Fred Taylor.....194	Fred Taylor.....787	Fred Taylor.....4.1	Greg Jones/LaBrandon Tofield.....4
2004	Fred Taylor.....260	Fred Taylor.....1,224	Fred Taylor.....4.7	Greg Jones.....3
2003	Fred Taylor.....345	Fred Taylor.....1,572	Fred Taylor.....4.6	Fred Taylor.....6
2002	Fred Taylor.....287	Fred Taylor.....1,314	Fred Taylor.....4.6	Stacey Mack.....9
2001	Stacey Mack.....213	Stacey Mack.....877	Elvis Joseph.....4.3	Stacey Mack.....9
2000	Fred Taylor.....292	Fred Taylor.....1,399	Fred Taylor.....4.8	Fred Taylor.....12
1999	James Stewart.....249	James Stewart.....931	Fred Taylor.....4.6	James Stewart.....13
1998	Fred Taylor.....264	Fred Taylor.....1,223	Fred Taylor.....4.6	Fred Taylor.....14
1997	Natrone Means.....244	Natrone Means.....823	James Stewart.....4.1	Natrone Means.....9
1996	James Stewart.....190	James Stewart.....723	Mark Brunell.....5.0	James Stewart.....8
1995	James Stewart.....137	James Stewart.....525	Mark Brunell.....7.2	Mark Brunell.....4

BOLD: Led the NFL • (min. 50 rush attempts)



YEARLY LEADERS



YEARLY RECEIVING LEADERS

YEAR	RECEPTIONS	RECEIVING YARDS	YARDS/RECEPTION	RECEIVING TDs
2018	Dede Westbrook.....66	Dede Westbrook.....717	Donte Moncrief.....13.9	Dede Westbrook.....5
2017	Marqise Lee.....56	Keelan Cole.....748	Keelan Cole.....17.8	Marcedes Lewis.....5
2016	Allen Robinson.....73	Allen Robinson.....883	Allen Hurns.....13.6	Allen Robinson.....6
2015	Allen Robinson.....80	Allen Robinson.....1,400	Allen Robinson.....17.5	Allen Robinson.....14
2014	Cecil Shorts III.....53	Allen Hurns.....677	Allen Hurns.....13.3	Allen Hurns.....6
2013	Cecil Shorts III.....66	Cecil Shorts III.....777	Mike Brown.....13.9	Marcedes Lewis.....4
2012	Justin Blackmon.....64	Cecil Shorts III.....979	Cecil Shorts III.....17.8	Cecil Shorts III.....7
2011	Mike Thomas.....44	Marcedes Lewis.....460	Marcedes Lewis.....11.8	Jason Hill/Maurice Jones-Drew.....3
2010	Mike Thomas.....66	Mike Thomas.....820	Mike Sims-Walker.....13.1	Marcedes Lewis.....10
2009	Mike Sims-Walker.....63	Mike Sims-Walker.....869	Marcedes Lewis.....16.2	Mike Sims-Walker.....7
2008	Matt Jones.....65	Matt Jones.....761	Dennis Northcutt.....12.4	Reggie Williams.....3
2007	Ernest Wilford.....45	Reggie Williams.....629	Reggie Williams.....16.6	Reggie Williams.....10
2006	Reggie Williams.....52	Matt Jones.....643	Matt Jones.....15.7	Matt Jones/Reggie Williams.....4
2005	Jimmy Smith.....70	Jimmy Smith.....1,023	Ernest Wilford.....16.6	Ernest Wilford.....7
2004	Jimmy Smith.....74	Jimmy Smith.....1,172	Jimmy Smith.....15.8	Jimmy Smith.....6
2003	Jimmy Smith.....54	Jimmy Smith.....805	Jimmy Smith.....14.9	Jimmy Smith.....4
2002	Jimmy Smith.....80	Jimmy Smith.....1,027	Jimmy Smith.....12.8	Jimmy Smith.....7
2001	Jimmy Smith.....112	Jimmy Smith.....1,373	Jimmy Smith.....12.3	Jimmy Smith.....8
2000	Keenan McCardell.....94	Jimmy Smith.....1,213	Jimmy Smith.....13.3	Jimmy Smith.....8
1999	Jimmy Smith.....116	Jimmy Smith.....1,636	Jimmy Smith.....14.1	Jimmy Smith.....8
1998	Jimmy Smith.....78	Jimmy Smith.....1,182	Jimmy Smith.....15.2	Jimmy Smith.....6
1997	Keenan McCardell.....85	Jimmy Smith.....1,324	Jimmy Smith.....16.1	Jimmy Smith.....8
1996	Keenan McCardell.....85	Jimmy Smith.....1,244	Jimmy Smith.....15.0	Keenan McCardell.....5
1995	Willie Jackson.....53	Willie Jackson.....589	Pete Mitchell.....12.9	Jimmy Smith.....7

BOLD: Led the NFL • (min. 30 receptions)

YEARLY DEFENSIVE LEADERS

YEAR	TACKLES	SACKS	SACK YARDS	FORCED FUMBLES
2018	Telvin Smith.....134	Calais Campbell.....10.5	Calais Campbell.....73.5	Several players tied.....1
2017	Telvin Smith.....102	Calais Campbell.....14.5	Calais Campbell.....96.0	Yannick Ngakoue.....6
2016	Paul Posluszny.....133	Yannick Ngakoue.....8.0	Yannick Ngakoue.....45.0	Yannick Ngakoue.....4
2015	Paul Posluszny.....133	Jared Odrick.....5.5	Aaron Colvin.....40.0	Andre Branch/Telvin Smith.....2
2014	Jonathan Cyprien.....111	Sen'Derrick Marks.....8.5	Chris Clemons.....53.0	Chris Clemons.....4
2013	Paul Posluszny.....161	Jason Babin.....7.5	Jason Babin.....55.0	Jason Babin.....3
2012	Paul Posluszny.....231	Tyson Alualu.....3.5	C.J. Mosley.....26.5	Several players tied.....2
2011	Paul Posluszny.....192	Jeremy Mincey.....8.0	Jeremy Mincey.....53.5	Jeremy Mincey.....4
2010	Daryl Smith.....156	Jeremy Mincey.....5.0	Jeremy Mincey.....35.0	Several players tied.....1
2009	Daryl Smith.....150	John Henderson.....3.0	John Henderson.....16.0	Gerald Alexander/Daryl Smith.....3
2008	Mike Peterson.....139	Reggie Hayward.....4.5	Reggie Hayward.....34.5	Reggie Hayward.....2
2007	Sammy Knight.....132	Paul Spicer.....7.5	Paul Spicer.....48.5	Paul Spicer.....3
2006	Daryl Smith.....170	Bobby McCray.....10.0	Bobby McCray.....59.0	Bobby McCray/Scott Starks.....2
2005	Mike Peterson.....190	Reggie Hayward.....8.5	Mike Peterson.....44.0	Akin Ayodele.....4
2004	Mike Peterson.....178	Greg Favors/John Henderson.....5.5	Mike Peterson.....31.0	Several players tied.....2
2003	Mike Peterson.....167	Tony Brackens.....6.0	Tony Brackens.....35.0	John Henderson.....3
2002	Wali Rainer.....188	John Henderson/Marcus Stroud.....6.5	Marcus Stroud.....54.5	Marcus Stroud.....3
2001	Hardy Nickerson.....230	Tony Brackens.....11.0	Tony Brackens.....74.0	Tony Brackens.....5
2000	Kevin Hardy.....149	Tony Brackens.....7.5	Joel Smeenge.....46.0	Several players tied.....2
1999	Kevin Hardy.....153	Tony Brackens.....12.0	Tony Brackens.....93.5	Tony Brackens.....8
1998	Kevin Hardy.....186	Joel Smeenge.....7.5	Dave Thomas.....3
1997	Bryan Schwartz.....165	Clyde Simmons.....8.5	Tony Brackens.....5
1996	Eddie Robinson.....165	Clyde Simmons.....7.5	Tony Brackens.....5
1995	Bryan Schwartz.....161	Joel Smeenge.....4.0	Joel Smeenge.....4

YEAR	FUMBLE RECOVERIES	INTERCEPTIONS	PASSES DEFENSED	TACKLES FOR LOSS
2018	Several players tied.....1	Telvin Smith/Jalen Ramsey.....2	Jalen Ramsey.....9	Calais Campbell.....20
2017	Several players tied.....2	A.J. Bouye.....6	A.J. Bouye.....18	Calais Campbell.....14
2016	Several players tied.....1	Telvin Smith/Jalen Ramsey.....2	Jalen Ramsey.....14	Telvin Smith.....14
2015	Several players tied.....1	Davon House.....4	Davon House.....23	Paul Posluszny/Telvin Smith.....13
2014	Several players tied.....2	J.T. Thomas.....2	Dwayne Gratz.....8	Sen'Derrick Marks.....15
2013	Sen'Derrick Marks.....3	Several players tied.....2	Alan Ball.....14	Jason Babin/Andre Branch.....10
2012	C.J. Mosley.....3	Derek Cox.....4	Derek Cox.....11	Russell Allen.....9
2011	Several players tied.....1	Several players tied.....2	Drew Coleman/Paul Posluszny.....9	Jeremy Mincey.....10
2010	Several players tied.....1	Derek Cox.....4	Derek Cox.....8	Jeremy Mincey/Daryl Smith.....9
2009	Daryl Smith.....2	Derek Cox.....4	Derek Cox.....11	Terrance Knighton/Daryl Smith.....6
2008	Several players tied.....1	Rashean Mathis/Gerald Sensabaugh.....4	Brian Williams.....10	Reggie Hayward.....11
2007	Daryl Smith.....2	Reggie Nelson.....5	Sammy Knight/Reggie Nelson.....11	Paul Spicer.....14
2006	Several players tied.....1	Rashean Mathis.....8	Rashean Mathis.....21	Bobby McCray.....11
2005	Several players tied.....1	Rashean Mathis.....5	Rashean Mathis.....15	Paul Spicer.....12
2004	Donovin Darius.....4	Donovin Darius/Rashean Mathis.....5	Rashean Mathis.....21	Mike Peterson/John Henderson.....9
2003	Akin Ayodele.....3	Mike Peterson.....3	Rashean Mathis.....10	Tony Brackens.....14
2002	Several players tied.....2	Marlon McCree.....6	Fernando Bryant.....12	Marcus Stroud.....12
2001	Ainsley Battles.....2	Aaron Beasley/Hardy Nickerson.....3	Jason Craft.....11	Gary Walker.....15
2000	Larry Smith.....3	Several players tied.....2	Aaron Beasley.....14	Tony Brackens.....13
1999	Fernando Bryant.....3	Aaron Beasley.....6	Aaron Beasley.....18	Several players tied.....13
1998	Bryan Schwartz.....4	Aaron Beasley/Chris Hudson.....3	Aaron Beasley.....18	Kevin Hardy.....9
1997	Travis Davis.....3	Deon Figures.....5	Dave Thomas.....16	Tony Brackens.....14
1996	Tony Brackens.....3	Several players tied.....2	Tony Brackens/Mickey Washington.....10	Tony Brackens.....10
1995	Mike Dumas/Mickey Washington.....2	Harry Colon.....3	Mickey Washington.....15	Bryan Schwartz.....6

BOLD: Led the NFL



YEARLY LEADERS



YEARLY KICKING LEADERS

YEAR	FIELD GOALS MADE	FIELD GOAL ATTEMPTS	FIELD GOAL %	LONGEST FG MADE
2018	Josh Lambo 19	Josh Lambo 21	Josh Lambo 90.5	Josh Lambo 57
2017	Josh Lambo 19	Josh Lambo 20	Josh Lambo 95.0	Josh Lambo 56
2016	Jason Myers 27	Jason Myers 34	Jason Myers 79.4	Jason Myers 56
2015	Jason Myers 26	Jason Myers 30	Jason Myers 86.7	Jason Myers 58
2014	Josh Scobee 20	Josh Scobee 26	Josh Scobee 76.9	Josh Scobee 53
2013	Josh Scobee 23	Josh Scobee 25	Josh Scobee 92.0	Josh Scobee 55
2012	Josh Scobee 25	Josh Scobee 28	Josh Scobee 89.3	Josh Scobee 50
2011	Josh Scobee 23	Josh Scobee 25	Josh Scobee 92.0	Josh Scobee 55
2010	Josh Scobee 22	Josh Scobee 28	Josh Scobee 78.6	Josh Scobee 59
2009	Josh Scobee 18	Josh Scobee 28	Josh Scobee 64.3	Josh Scobee 52
2008	Josh Scobee 19	Josh Scobee 25	Josh Scobee 76.0	Josh Scobee 53
2007	Josh Scobee 12	Josh Scobee 13	Josh Scobee 92.3	Josh Scobee 48
2006	Josh Scobee 26	Josh Scobee 32	Josh Scobee 81.3	Josh Scobee 48
2005	Josh Scobee 23	Josh Scobee 30	Josh Scobee 76.7	Josh Scobee 53
2004	Josh Scobee 24	Josh Scobee 31	Josh Scobee 77.4	Josh Scobee 53
2003	Seth Marler 20	Seth Marler 33	Seth Marler 60.6	Seth Marler 53
2002	Tim Seder 8	Tim Seder 12	Tim Seder 66.7	Tim Seder 43
2001	Mike Hollis 18	Mike Hollis 28	Mike Hollis 64.3	Mike Hollis 48
2000	Mike Hollis 24	Mike Hollis 26	Mike Hollis 92.3	Mike Hollis 51
1999	Mike Hollis 31	Mike Hollis 38	Mike Hollis 81.6	Mike Hollis 50
1998	Miek Hollis 21	Miek Hollis 26	Mike Hollis 80.8	Mike Hollis 47
1997	Mike Hollis 31	Mike Hollis 36	Mike Hollis 86.1	Mike Hollis 52
1996	Mike Hollis 30	Mike Hollis 36	Mike Hollis 83.3	Mike Hollis 53
1995	Mike Hollis 20	Mike Hollis 27	Mike Hollis 74.1	Mike Hollis 53

YEAR	EXTRA-POINTS MADE	EXTRA-POINT ATTEMPTS	EXTRA-POINT %	POINTS
2018	Josh Lambo 19	Josh Lambo 20	Josh Lambo 95.0	Josh Lambo 76
2017	Josh Lambo 22	Josh Lambo 24	Josh Lambo 91.7	Josh Lambo 106
2016	Jason Myers 29	Jason Myers 34	Jason Myers 90.6	Jason Myers 110
2015	Jason Myers 32	Jason Myers 39	Jason Myers 82.1	Jason Myers 110
2014	Josh Scobee 23	Josh Scobee 23	Josh Scobee 100.0	Josh Scobee 83
2013	Josh Scobee 22	Josh Scobee 23	Josh Scobee 95.7	Josh Scobee 91
2012	Josh Scobee 18	Josh Scobee 19	Josh Scobee 94.7	Josh Scobee 93
2011	Josh Scobee 24	Josh Scobee 24	Josh Scobee 100.0	Josh Scobee 93
2010	Josh Scobee 41	Josh Scobee 41	Josh Scobee 100.0	Josh Scobee 107
2009	Josh Scobee 30	Josh Scobee 31	Josh Scobee 96.8	Josh Scobee 84
2008	Josh Scobee 33	Josh Scobee 33	Josh Scobee 100.0	Josh Scobee 90
2007	Josh Scobee 26	Josh Scobee 27	Josh Scobee 96.3	Josh Scobee 62
2006	Josh Scobee 41	Josh Scobee 41	Josh Scobee 100.0	Josh Scobee 119
2005	Josh Scobee 38	Josh Scobee 39	Josh Scobee 97.4	Josh Scobee 107
2004	Josh Scobee 21	Josh Scobee 21	Josh Scobee 100.0	Josh Scobee 93
2003	Seth Marler 30	Seth Marler 30	Seth Marler 100.0	Seth Marler 90
2002	Hayden Epstein 13	Hayden Epstein 13	Hayden Epstein/Danny Boyd 100.0	Tim Seder 35
2001	Mike Hollis 29	Mike Hollis 31	Mike Hollis 93.5	Mike Hollis 83
2000	Mike Hollis 33	Mike Hollis 33	Mike Hollis 100.0	Mike Hollis 105
1999	Mike Hollis 37	Mike Hollis 37	Mike Hollis 100.0	Mike Hollis 130
1998	Mike Hollis 45	Mike Hollis 45	Mike Hollis 100.0	Mike Hollis 108
1997	Mike Hollis 41	Mike Hollis 41	Mike Hollis 100.0	Mike Hollis 134
1996	Mike Hollis 27	Mike Hollis 27	Mike Hollis 100.0	Mike Hollis 117
1995	Mike Hollis 27	Mike Hollis 28	Mike Hollis 96.4	Mike Hollis 87

BOLD: Led the NFL - (min. 10 FG/XP attempts)

YEARLY PUNTING LEADERS

YEAR	PUNTS	PUNT YARDS	GROSS PUNT AVG.	NET PUNT AVG.
2018	Logan Cooke 86	Logan Cooke 3,872	Logan Cooke 45.0	Logan Cooke 41.3
2017	Brad Nortman 87	Brad Nortman 3,835	Brad Nortman 44.1	Brad Nortman 38.9
2016	Brad Nortman 77	Brad Nortman 3,589	Brad Nortman 46.6	Brad Nortman 39.5
2015	Bryan Anger 80	Bryan Anger 3,700	Bryan Anger 46.3	Bryan Anger 39.5
2014	Bryan Anger 94	Bryan Anger 4,464	Bryan Anger 47.5	Bryan Anger 39.6
2013	Bryan Anger 95	Bryan Anger 4,338	Bryan Anger 45.7	Bryan Anger 40.5
2012	Bryan Anger 91	Bryan Anger 4,353	Bryan Anger 47.8	Bryan Anger 40.9
2011	Nick Harris 72	Nick Harris 3,075	Nick Harris 42.7	Nick Harris 37.8
2010	Adam Podlesh 57	Adam Podlesh 2,496	Adam Podlesh 43.8	Adam Podlesh 39.2
2009	Adam Podlesh 72	Adam Podlesh 3,017	Adam Podlesh 41.9	Adam Podlesh 38.3
2008	Adam Podlesh 46	Adam Podlesh 1,989	Adam Podlesh 43.2	Adam Podlesh 36.6
2007	Adam Podlesh 54	Adam Podlesh 2,249	Adam Podlesh 41.7	Adam Podlesh 36.9
2006	Chris Hanson 72	Chris Hanson 2,920	Chris Hanson 40.6	Chris Hanson 33.4
2005	Chris Hanson 82	Chris Hanson 3,517	Chris Hanson 42.9	Chris Hanson 36.9
2004	Chris Hanson 84	Chris Hanson 3,592	Chris Hanson 42.8	Chris Hanson 35.5
2003	Mark Royals 45	Mark Royals 1,852	Mark Royals 41.2	Mark Royals 34.8
2002	Chris Hanson 81	Chris Hanson 3,583	Chris Hanson 44.2	Chris Hanson 37.6
2001	Chris Hanson 82	Chris Hanson 3,577	Chris Hanson 43.6	Chris Hanson 37.1
2000	Bryan Barker 76	Bryan Barker 3,194	Bryan Barker 42.0	Bryan Barker 34.4
1999	Bryan Barker 78	Bryan Barker 3,260	Bryan Barker 41.8	Bryan Barker 36.9
1998	Bryan Barker 85	Bryan Barker 3,824	Bryan Barker 45.0	Bryan Barker 38.5
1997	Bryan Barker 66	Bryan Barker 2,964	Bryan Barker 44.9	Bryan Barker 38.8
1996	Bryan Barker 69	Bryan Barker 3,016	Bryan Barker 43.7	Bryan Barker 35.6
1995	Bryan Barker 82	Bryan Barker 3,591	Bryan Barker 43.8	Bryan Barker 38.6

BOLD: Led the NFL - (min. 25 punts)



YEARLY LEADERS



YEARLY KICK RETURN LEADERS

YEAR	KICK RETURNS	KICK RETURN YARDS	KICK RETURN AVG.
2018	D.J. Chark7	D.J. Chark186	D.J. Chark26.6
2017	Corey Grant19	Corey Grant473	Corey Grant24.9
2016	Marqise Lee18	Marqise Lee545	Marqise Lee30.3
2015	Nick Marshall13	Nick Marshall346	Nick Marshall26.6
2014	Jordan Todman38	Jordan Todman972	Jordan Todman25.6
2013	Jordan Todman26	Jordan Todman712	Jordan Todman27.4
2012	Rashad Jennings/Jalen Parmele10	Rashad Jennings241	Rashad Jennings24.1
2011	Deji Karim27	Deji Karim652	Deji Karim24.2
2010	Deji Karim50	Deji Karim1,248	Deji Karim25.0
2009	Mike Thomas26	Mike Thomas644	Mike Thomas24.8
2008	Brian Witherspoon52	Brian Witherspoon1,250	Brian Witherspoon24.0
2007	Maurice Jones-Drew31	Maurice Jones-Drew811	Maurice Jones-Drew21.6
2006	Maurice Jones-Drew31	Maurice Jones-Drew860	Maurice Jones-Drew26.2
2005	Derrick Wimbush39	Derrick Wimbush955	Maurice Jones-Drew27.7
2004	Jermaine Lewis21	Jermaine Lewis386	Troy Edwards22.3
2003	David Allen41	David Allen831	David Allen20.3
2002	Elvis Joseph27	Elvis Joseph562	Elvis Joseph20.8
2001	Damon Gibson26	Damon Gibson511	Elvis Joseph25.2
2000	Shyrone Stith33	Shyrone Stith785	Shyrone Stith23.8
1999	Reggie Barlow19	Reggie Barlow396	Reggie Barlow20.8
1998	Reggie Barlow30	Reggie Barlow747	Reggie Barlow24.9
1997	Willie Jackson32	Willie Jackson653	Willie Jackson20.4
1996	Randy Jordan26	Randy Jordan553	Randy Jordan21.3
1995	Jimmy Smith24	Jimmy Smith540	Jimmy Smith22.5

BOLD: Led the NFL • (min. 15 kick returns)

YEARLY PUNT RETURN LEADERS

YEAR	PUNT RETURNS	PUNT RETURN YARDS	PUNT RETURN AVG.
2018	Dede Westbrook19	Dede Westbrook266	Dede Westbrook14.0
2017	Jaydon Mickens27	Jaydon Mickens287	Jaydon Mickens10.6
2016	Rashad Greene Sr.21	Rashad Greene Sr.131	Rashad Greene Sr.6.2
2015	Rashad Greene Sr.18	Rashad Greene301	Rashad Greene Sr.16.7
2014	Ace Sanders32	Ace Sanders227	Ace Sanders7.1
2013	Ace Sanders25	Ace Sanders140	Ace Sanders5.6
2012	Jordan Shipley10	Jordan Shipley75	Jordan Shipley7.5
2011	Mike Thomas19	Mike Thomas88	Mike Thomas4.6
2010	Mike Thomas34	Mike Thomas358	Mike Thomas10.5
2009	Mike Thomas14	Mike Thomas118	Mike Thomas8.4
2008	Brian Witherspoon17	Brian Witherspoon192	Brian Witherspoon11.3
2007	Dennis Northcutt26	Dennis Northcutt240	Dennis Northcutt9.2
2006	Alvin Pearman32	Alvin Pearman283	Alvin Pearman8.8
2005	Alvin Pearman49	Alvin Pearman410	Alvin Pearman8.4
2004	Jermaine Lewis23	Jermaine Lewis227	Jermaine Lewis9.9
2003	David Allen27	David Allen324	David Allen12.0
2002	Bobby Shaw25	Bobby Shaw310	Bobby Shaw12.4
2001	Damon Gibson38	Damon Gibson333	Damon Gibson8.8
2000	Reggie Barlow29	Reggie Barlow200	Reggie Barlow6.9
1999	Reggie Barlow38	Reggie Barlow414	Reggie Barlow10.9
1998	Reggie Barlow43	Reggie Barlow555	Reggie Barlow12.9
1997	Reggie Barlow36	Reggie Barlow412	Reggie Barlow11.4
1996	Chris Hudson32	Chris Hudson348	Chris Hudson10.9
1995	Desmond Howard24	Desmond Howard246	Desmond Howard10.3

BOLD: Led the NFL • (min. 15 punt returns)

HITTING THE CENTURY MARK

Third-year RB **Leonard Fournette** recorded 100-plus scrimmage yards in three games in 2018, and has had 100-plus scrimmage yards in 10 of his 21 career games. Fournette's 10 games with at least 100 scrimmage yards are the most in franchise history through 21 career games.

MOST 100-YARD SCRIMMAGE GAMES, 21 GAMES PLAYED OR FEWER, FRANCHISE HISTORY

Rk.	Player	Years	Games with 100-plus scrimmage yards
1.	Leonard Fournette	2017-18	10
2.	Fred Taylor	1998-99	9
3.	Maurice Jones-Drew	2006-07	7
4.	T.J. Yeldon	2015-16	5
5.	Allen Hurns	2014-15	4

CAMPBELL'S CHUNK OF THE QB'S

In 2018, DL **Calais Campbell** became the first player in franchise history to post back-to-back seasons with at least 10.0 sacks. After posting a franchise-record 14.5 sacks in 2017, Campbell notched 10.5 sacks in 2018, which tied for fifth in franchise history. Campbell's 25.0 sacks since 2017 are tied for fourth in the NFL and he is one of eight players to record at least 10.0 sacks in both 2017 and 2018.

MOST SACKS BY A PLAYER, SINGLE SEASON, FRANCHISE HISTORY

Rk.	Player	Sacks
1.	Calais Campbell (2017)	14.5
2.	Yannick Ngakoue (2017)	12.0
	Tony Brackens (1999)	12.0
4.	Tony Brackens (2001)	11.0
5.	Calais Campbell (2018)	10.5
	Kevin Hardy (1999)	10.5

TEAM RECORDS



WINS / LOSSES

REGULAR SEASON RECORD	MOST CONSECUTIVE ROAD WINS	MOST CONSECUTIVE ROAD LOSSES
170-214	9/19/99 through 12/19/99.....7	12/29/13 through 11/8/15.....13
HOME RECORD	11/20/05 through 12/25/05.....4	10/29/95 through 11/17/96.....10
103-89	12/14/97 through 9/27/98.....4	12/29/02 through 12/28/03.....9
ROAD RECORD	MOST CONSECUTIVE LOSSES	POSTSEASON RECORD
67-125	12/3/12 through 10/27/13.....13	7-7
MOST CONSECUTIVE WINS	10/23/16 through 12/18/16.....9	HOME POSTSEASON RECORD
10/3/99 through 12/19/99.....11	10/7/18 THROUGH 11/25/18.....7	3 - 1
11/24/96 through 9/22/97.....8	9/30/12 through 11/18/12.....7	AWAY POSTSEASON RECORD
MOST CONSECUTIVE HOME WINS	10/29/95 through 12/17/95.....7	4-6
9/29/96 through 11/30/97.....13	12/22/02 through 9/28/03.....6	
10/17/99 through 9/17/00.....7	MOST CONSECUTIVE HOME LOSSES	
11/5/17 through 9/16/18.....6	12/9/12 through 11/17/13.....7	
12/18/05 through 11/5/06.....6	9/16/12 through 11/8/12.....5	
9/13/98 through 12/6/98.....6	10/23/16 through 12/11/16.....4	
	10/5/08 through 11/23/08.....4	
	12/1/02 through 9/14/03.....4	
	10/1/00 through 11/12/00.....4	
	10/15/95 through 12/10/95.....4	

SCORING

MOST POINTS SCORED IN A SEASON	MOST POINTS SCORED - SECOND HALF	MOST POINTS ALLOWED IN A GAME
2017.....417	vs. Cleveland (W, 48-0, 12/3/00).....28	9/28/15 at New England.....51
2007.....411	vs. Seattle (W, 30-24, 12/10/17).....27	12/20/98 at Minnesota.....50
1999.....396	vs. New Orleans (W, 41-23, 11/21/99).....24	11/12/95 vs. Seattle.....47
1997.....394	at Pittsburgh (W, 30-9, 10/8/17).....23	09/22/13 at Seattle.....45
MOST POINTS SCORED IN A GAME	at Arizona (L, 24-27, 11/26/17).....21	MOST POINTS ALLOWED IN FIRST QUARTER
12/13/15 vs. Indianapolis.....51	vs. Oakland (W, 49-11, 12/23/07).....21	Cincinnati, 11/23/97.....21
12/23/07 vs. Oakland.....49	at Dallas (W, 35-17, 10/31/10).....21	Indianapolis, 12/29/13.....17
12/3/00 vs. Cleveland.....48	FEWEST POINTS SCORED IN A SEASON	Minnesota, 11/23/08.....17
12/17/17 vs. Houston.....45	2011.....243	New Orleans, 11/4/07.....17
11/1/98 at Baltimore.....45	2018.....245	MOST POINTS ALLOWED IN SECOND QUARTER
MOST POINTS SCORED - FIRST QUARTER	2013.....247	Denver, 10/25/98.....24
vs. Philadelphia (W, 38-21, 10/12/97).....21	2012.....255	at Tennessee, 10/27/16.....24
at New Orleans (L, 24-41, 11/4/07).....17	2004.....261	Detroit, 11/4/12.....21
vs. Tennessee (W, 40-13, 1/1/06).....17	FEWEST POINTS SCORED IN A GAME	New England, 12/27/09.....21
at Tennessee (W, 30-24, 11/2/97).....17	10/11/09 at Seattle.....0	Indianapolis, 12/17/09.....21
at Baltimore (L, 36-39, 9/10/00).....17	12/26/04 vs. Houston.....0	Baltimore, 12/28/08.....21
MOST POINTS SCORED - SECOND QUARTER	12/17/95 at Detroit.....0	Houston, 12/30/07.....21
at Baltimore (W, 45-19, 11/1/98).....28	9/8/13 vs. Kansas City.....2	MOST POINTS ALLOWED IN THIRD QUARTER
vs. Tampa Bay (W, 41-14, 12/11/11).....28	12 times, last 9/29/13 vs. Ind.....3	at New England, 9/27/15.....17
vs. Buffalo (W, 34-31, 10/25/15).....27	FEWEST POINTS ALLOWED IN A SEASON	at Tennessee, 12/17/06.....17
vs. Houston (W, 45-7, 12/17/17).....24	1999.....217	at Indianapolis, 9/21/03.....17
at Detroit (W, 38-14, 11/9/08).....21	2017.....268	MOST POINTS ALLOWED IN FOURTH QUARTER
vs. Pittsburgh (W, 21-3, 9/9/01).....21	2005.....269	Chicago, 10/7/12.....28
MOST POINTS SCORED - THIRD QUARTER	2006.....274	Minnesota, 12/28/98.....24
vs. Seattle (W, 30-24, 12/10/17).....21	FEWEST POINTS ALLOWED IN A GAME	MOST POINTS IN A GAME, BOTH TEAMS
vs. Cleveland (W, 48-0, 12/3/00).....21	vs. Indianapolis (W, 6-0, 12/2/18).....0	12/6/15; Jaguars (39), at Tennessee (42).....81
vs. Tennessee (W, 37-7, 11/5/06).....17	at Indianapolis (W, 27-0, 10/22/17).....0	11/18/12; Jaguars (37), at Houston (43).....80
at Pittsburgh (W, 34-24, 11/19/00).....17	vs. New York Jets (W, 41-0, 10/8/06).....0	12/24/17; Jaguars (33) at San Francisco (44).....77
MOST POINTS SCORED - FOURTH QUARTER	vs. Pittsburgh (W, 9-0, 9/18/06).....0	11/12/95; Jaguars (30), vs. Seattle (47).....77
at Baltimore (W, 30-23, 11/28/99).....23	vs. Houston (W, 27-0, 12/7/03).....0	9/10/00; Jaguars (36), at Baltimore (39).....75
vs. Indianapolis (W, 51-16, 12/13/15).....21	vs. Cleveland (W, 48-0, 12/3/00).....0	FEWEST POINTS IN A GAME, BOTH TEAMS
vs. Houston (W, 37-17, 10/14/07).....21	vs. Cleveland (W, 48-0, 12/3/00).....0	12/2/18; Jaguars (6), vs. Indianapolis (0).....6
at Houston (W, 38-20, 12/24/05).....21	vs. Cincinnati (W, 13-0, 9/17/00).....0	11/14/99; Jaguars (6), vs. Baltimore (3).....9
vs. Indianapolis (L, 31-41, 12/10/95).....21	MOST POINTS ALLOWED IN A SEASON	9/18/06; Jaguars (9), vs. Pittsburgh (0).....9
MOST POINTS SCORED - FIRST HALF	2013.....449	9/3/95; Jaguars (3), vs. Houston (10).....13
at Baltimore (W, 45-19, 11/1/98).....42	2015.....448	9/17/00; Jaguars (13), vs. Cincinnati (0).....13
vs. Houston (W, 45-7, 12/17/17).....31	2012.....444	11/16/03; Jaguars (3), at Ten. (10).....13
vs. Tampa Bay (W, 41-14, 12/11/11).....28	2010.....419	9/19/04; Jaguars (7), vs. Denver (6).....13
vs. Oakland (W, 49-11, 12/23/07).....28	1995.....404	9/18/05; Jaguars (3), at Ind. (10).....13
vs. N.Y. Jets (W, 41-0, 10/8/06).....28	2012.....383	

TEAM RECORDS



SCORING

MOST POINTS IN THE FIRST QUARTER, BOTH TEAMS

11/4/07; Jaguars (17), at N.O. (17).....	34
11/23/97; Jaguars (7), at Cin. (21).....	28
11/23/08; Jaguars (7), vs. Min. (17).....	24
11/2/97; Jaguars (17), at Ten. (7).....	24

MOST POINTS IN THE SECOND QUARTER, BOTH TEAMS

10/25/15; Jaguars (27), vs. Buffalo (10).....	37
12/11/11; Jaguars (28), vs. T.B. (7).....	35
12/17/09; Jaguars (14), vs. Ind. (21).....	35
11/1/98; Jaguars (28), at Baltimore (6).....	34
10/25/98; Jaguars (7), at Denver (24).....	31

MOST POINTS IN THE THIRD QUARTER, BOTH TEAMS

12/10/17; Jaguars (21), vs. Seattle (10).....	31
12/31/06; Jaguars (14), at K.C. (14).....	28
12/12/10; Jaguars (21), vs. Oakland (7).....	28
9/22/13; Jaguars (10), at Seattle (14).....	24

MOST POINTS IN THE FOURTH QUARTER, BOTH TEAMS

12/6/15; Jaguars (20), at Ten. (21).....	41
12/23/00; Jaguars (15), at N.Y.G. (21).....	36
12/24/17; Jaguars (14), at SF (21).....	35
12/10/95; Jaguars (21), vs. Ind. (14).....	35

MOST TOUCHDOWNS SCORED IN A SEASON

2007.....	50
2017.....	47
1998.....	47
2015.....	44

MOST TOUCHDOWNS SCORED IN A GAME

vs. Oakland (W, 49-11, 12/23/07).....	7
vs. Indianapolis (W, 51-16, 12/13/15).....	7
at Baltimore (W, 45-19, 11/1/98).....	6
vs. Cleveland (W, 48-0, 12/3/00).....	6
vs. Tampa Bay (W, 41-14, 12/11/11).....	6
at Tennessee (L, 39-42, 12/6/15).....	6

MOST TOUCHDOWNS ALLOWED IN A SEASON

2013.....	52
2015.....	51
2010.....	50
2012.....	48
1995.....	46

MOST TOUCHDOWNS ALLOWED IN A GAME

12/6/15 at Tennessee.....	6
9/28/15 at New England.....	6
10/27/13 vs. San Francisco.....	6
9/22/13 at Seattle.....	6
10/24/10 at Kansas City.....	6
12/30/07 at Houston.....	6
12/20/98 at Minnesota.....	6
11/12/95 vs. Seattle.....	6

MOST EXTRA POINTS SCORED IN A SEASON

2007.....	46
1998.....	45
1997.....	41
2006.....	41
2010.....	41

MOST EXTRA POINTS SCORED IN A GAME

12/23/07 vs. Oakland.....	7
11/1/98 at Baltimore.....	6
12/3/00 vs. Cleveland.....	6
12/13/15 vs. Indianapolis.....	6

MOST EXTRA POINTS ALLOWED IN A SEASON

2013.....	52
2010.....	48
2015.....	48
2012.....	46
1995.....	45

MOST EXTRA POINTS ALLOWED IN A GAME

9/22/13 at Seattle.....	6
10/27/13 vs. San Francisco.....	6
11/12/95 vs. Seattle.....	6
12/30/07 at Houston.....	6
10/24/10 at Kansas City.....	6
9/28/15 at New England.....	6

MOST TWO-POINT CONVERSIONS SCORED IN A SEASON

1996.....	5
1999.....	4
2004.....	4

MOST TWO-POINT CONVERSIONS SCORED IN A GAME

11/28/99 at Baltimore.....	2
----------------------------	---

MOST TWO-POINT CONVERSIONS ALLOWED IN A SEASON

2007.....	3
2000.....	2
2002.....	2
2004.....	2
2009.....	2
2010.....	2

MOST TWO-POINT CONVERSIONS ALLOWED IN A GAME

In 22 games.....	1
------------------	---

MOST FIELD GOALS SCORED IN A SEASON

1997.....	31
1999.....	31
1996.....	30

MOST FIELD GOALS SCORED IN A GAME

10/10/10 at Buffalo.....	5
11/25/07 vs. Buffalo.....	5
9/10/00 at Baltimore.....	5
11/30/97 vs. Baltimore.....	5
12/1/96 vs. Cincinnati.....	5

MOST FIELD GOALS ALLOWED IN A SEASON

2016.....	38
2012.....	36
1998.....	30
1996.....	28
2001.....	28

MOST FIELD GOALS ALLOWED IN A GAME

12/1/02 vs. Pittsburgh.....	6
9/22/96 at New England.....	5
10/8/00 vs. Baltimore.....	5

MOST DEFENSIVE TDS IN A SEASON

2017.....	7
1999.....	3
2007.....	3
1998.....	2
2001.....	2
2005.....	2
2008.....	2
2011.....	2
2013.....	2
2015.....	2
2018.....	2

MOST DEFENSIVE TDS IN A GAME

10/8/17 at Pittsburgh.....	2
11/30/14 vs. New York Giants.....	2
10/25/15 vs. Buffalo.....	2
29 times, last 12/23/18 at Miami.....	1

MOST OPPONENT DEFENSIVE TDS IN A SEASON

2015.....	7
2014.....	6
2012.....	5
1996.....	4
2004.....	4
2013.....	4

MOST OPPONENT DEFENSIVE TDS IN A GAME

12/17/06 at Tennessee.....	3
11/15/98 at Pittsburgh.....	2
10/7/12 vs. Chicago.....	2
12/30/12 at Tennessee.....	2
11/20/16 at Detroit.....	2

MOST SPECIAL TEAMS TDS IN A SEASON

1999.....	3
1995.....	2
1997.....	2
1998.....	2
2011.....	2

MOST SPECIAL TEAMS TDS IN A GAME

12/3/95 at Denver.....	2
------------------------	---

MOST OPPONENT SPECIAL TEAMS TDS IN A SEASON

2006.....	3
2000.....	2
2004.....	2
2005.....	2
2007.....	2
2009.....	2
2012.....	2

MOST OPPONENT SPECIAL TEAMS TDS IN A GAME

11/14/04 vs. Detroit.....	2
12/30/07 at Houston.....	2
12/30/12 at Tennessee.....	2

TEAM RECORDS



SCORING

LARGEST MARGIN OF VICTORY

12/3/00 vs. Cleveland (48-0).....	48
10/8/06 vs. New York Jets (41-0).....	41
12/17/17 vs. Houston.....	38
12/23/07 vs. Oakland (49-11).....	38
9/12/99 vs. San Francisco (41-3).....	38

LARGEST MARGIN OF DEFEAT

12/17/95 at Detroit (0-44).....	44
10/11/09 at Seattle (0-41).....	41
12/20/98 at Minnesota (10-50).....	40

MOST CONSECUTIVE QUARTERS SCORED

12/2/07 at Indianapolis to 12/30/07 at Hou.....	19
10/3/99 at Pittsburgh to 11/7/99 at Atl.....	19

MOST CONSECUTIVE QUARTERS ALLOWING POINTS

9/11/11 at Ten. to 10/9/11 vs. Cin.....	16
12/30/01 vs. K.C. to 9/15/02 at K.C.....	14
10/3/10 vs. Ind. to 10/31/10 at Dal.....	14
12/9/12 vs. N.Y.J. to 12/30/12 at Ten.....	14
10/8/00 vs. Bal. to 10/29/00 at Dal.....	13
11/26/95 vs. Cin. to 12/17/95 at Det.....	13

MOST CONSECUTIVE QUARTERS HELD SCORE-

12/26/04 vs. Hou. (4) & 1/2/05 at Oak. (1).....	5
9/8/13 vs. KC (3) & 9/15/13 at Oak. (1).....	4
12/17/95 at Detroit (4).....	4
10/11/09 at Seattle (4).....	4
9/18/11 at NYJ (3) & 9/25/11 at Car. (1).....	4

MOST CONSECUTIVE SHUTOUT QUARTERS BY DEFENSE

11/30/03 vs. TB (2) & 12/7/03 vs. HOU (4).....	6
10/22/17 at IND (4) & 11/5/17 vs. Cin (1).....	5
12/3/00 vs. CLE (4) & 12/10/00 vs. ARI (1).....	5
9/18/06 vs. PIT (4) & 9/24/06 at IND (1).....	5
10/8/06 vs. NYJ (4) & 10/22/06 at HOU (1).....	5

LONGEST SCORING DRIVE (YARDS)

10/8/17 at Pittsburgh (3 plays, TD).....	98
10/31/99 at Cincinnati (9 plays, TD).....	98
11/11/18 at Indianapolis (5 plays, TD).....	97
9/3/00 at Baltimore (15 plays, TD).....	97
12/5/04 vs. Pittsburgh (9 plays, FG).....	96
11/19/95 at Tampa Bay (11 plays, TD).....	96
11/17/02 at Houston (6 plays, TD).....	96

LONGEST SCORING DRIVE (PLAYS)

12/16/07 at Pittsburgh (74 yards, TD).....	20
10/20/13 vs. San Diego (68 yards, FG).....	18
12/22/02 vs. Tennessee (85 yards, TD).....	18
9/23/07 at Denver (80 yards, TD).....	18
10/7/07 at Kansas City (77 yards, FG).....	18
9/21/08 at Indianapolis (82 yards, FG).....	18
11/20/11 at Cleveland (92 yards, TD).....	18
9 times, last 9/9/12 at Min. (77 yards, FG).....	17

LONGEST SCORING DRIVE (TIME)

9/23/07 at Denver (18 plays, 80 yds, TD).....	11:44
12/2/07 at Indianapolis (16 plays, 84 yds, TD) ...	11:10
10/7/07 at Kansas city (18 plays, 77 yds, FG)	10:55

SHORTEST SCORING DRIVE (YARDS)

1/1/12 vs. Indianapolis (4 plays, FG).....	-10
9/10/95 at Cincinnati (5 plays, FG).....	-7
10/24/11 vs. Baltimore (4 plays, FG).....	-3
11/5/06 vs. Tennessee (4 plays, FG).....	-2
10/1/06 at Washington (4 plays, FG).....	-1
9/6/98 at Chicago (2 plays, FG).....	0
12/1/13 at Cleveland (1 play, FG).....	0

SHORTEST SCORING DRIVE (TIME)

9/8/96 vs. Houston (1 play, 3 yards, TD).....	0:04
12/23/07 vs. Oakland (1 play, 2 yards, TD).....	0:04
12/1/13 at Cleveland (1 play, 0 yd, FG).....	0:05
11/25/07 vs. Buffalo (1 play, 17 yd, TD).....	0:05
11/12/95 vs. Seattle (2 plays, 7 yd, FG).....	0:06
12/3/00 vs. Cleveland (1 play, 8 yards, TD).....	0:06



POSSESSION / FIRST DOWNS

HIGHEST TIME OF POSSESSION

12/17/06 at Tennessee.....	44:22
10/18/09 vs. St. Louis.....	42:12
11/14/04 vs. Detroit.....	41:44

HIGHEST OPPONENT TIME OF POSSESSION

9/6/12 vs. Houston.....	43:17
11/18/12 at Houston.....	41:40
11/1/09 at Tennessee.....	41:35

LOWEST TIME OF POSSESSION

12/17/06 at Tennessee.....	15:38
10/18/09 vs. St. Louis.....	17:48
11/14/04 vs. Detroit.....	18:16

LOWEST OPPONENT TIME OF POSSESSION

12/17/06 at Tennessee.....	15:38
10/18/09 vs. St. Louis.....	17:48
11/14/04 vs. Detroit.....	18:16

MOST FIRST DOWNS -- SEASON

2017.....	332
1999.....	331
2010.....	330
2007.....	328

MOST FIRST DOWNS -- GAME

10/20/96 at St. Louis.....	36
10/18/96 vs. St. Louis.....	33
12/24/17 at San Francisco.....	32

FEWEST FIRST DOWNS -- SEASON

2011.....	251
2012.....	269
2014.....	271
2013.....	271

FEWEST FIRST DOWNS -- GAME

12/26/04 vs. Houston.....	6
9/19/04 vs. Denver.....	8
9/14/14 at Washington.....	8
12/18/16 at Houston.....	9
11/14/99 vs. Baltimore.....	9
9/16/12 vs. Houston.....	9

MOST FIRST DOWNS ALLOWED -- SEASON

2012.....	364
2015.....	362
2013.....	353
2014.....	330

MOST FIRST DOWNS ALLOWED -- GAME

11/18/12 at Houston.....	39
9/28/15 at New England.....	35
9/14/14 at Washington.....	32
11/4/07 at New Orleans.....	32
10/2/11 vs. New Orleans.....	30
12/27/15 at New Orleans.....	29
11/24/96 at Baltimore (OT).....	29

FEWEST FIRST DOWNS ALLOWED -- SEASON

1999.....	248
2000.....	252
2017.....	257
2006.....	259

TEAM RECORDS



FIRST DOWNS

FEWEST FIRST DOWNS ALLOWED -- GAME

12/3/00 vs. Cleveland	2
12/17/06 at Tennessee.....	5
12/7/03 vs. Houston.....	7
11/5/17 vs. Cincinnati.....	8

MOST FIRST DOWNS, BOTH TEAMS -- GAME

12/24/17, Jaguars (32), at San Francisco (26)	58
10/7/18, Jaguars (29), at Kansas City (26)	55
11/18/12, Jaguars (17), at Houston (39) (OT).....	56
11/24/96, Jaguars (23), at Baltimore (29) (OT)	52

FEWEST FIRST DOWNS, BOTH TEAMS -- GAME

11/28/99, Jaguars (9), vs. Baltimore (13).....	22
11/27/11, Jaguars (14), vs. Houston (9).....	23
9/3/95, Jaguars (10), Houston (14).....	24

MOST FIRST DOWNS RUSHING -- SEASON

2010	148
2006	127
2007	127
2003	118

MOST FIRST DOWNS, PENALTY -- GAME

12/5/13 vs. Houston	7
11/2/12 at Buffalo.....	7
11/25/18 at Buffalo.....	6
11/15/15 at Baltimore.....	6

FEWEST FIRST DOWNS, PENALTY -- SEASON

2002	14
2009	16
2000	16
1997	18

FEWEST FIRST DOWNS, PENALTY -- GAME

83 times, last: 12/16/18 vs. Washington

MOST FIRST DOWNS RUSHING, OPPONENT -- SEASON

2012	133
1995	121
2013	121

MOST FIRST DOWNS RUSHING, OPPONENT -- GAME

9/16/12 vs. Houston	16
9/9/07 vs. Tennessee	15
12/2/12 at Buffalo.....	14
10/27/13 vs. San Francisco.....	14
12/1/02 vs. Pittsburgh.....	13

FEWEST FIRST DOWNS RUSHING, OPPONENT -- SEASON

1999	72
2011	73
2005	79

MOST FIRST DOWNS RUSHING -- GAME

12/5/10 at Tennessee.....	16
12/10/06 vs. Indianapolis	16
1/2/11 at Houston.....	15
11/28/10 at New York Giants	15
12/3/00 vs. Cleveland.....	15
10/18/09 vs. St. Louis	14
12/10/00 vs. Arizona.....	14

FEWEST FIRST DOWNS RUSHING -- SEASON

2015	69
2013	71
2016	75
2012	76

FEWEST FIRST DOWNS RUSHING -- GAME

9/29/13 vs. Indianapolis	0
11 times, last: 11/20/16 at Detroit.....	1

MOST FIRST DOWNS PASSING -- SEASON

2015	215
2016	207
1996	208
1999	194

FEWEST FIRST DOWNS RUSHING, OPPONENT -- GAME

5 times, last: 9/20/15/ vs. Miami

MOST FIRST DOWNS PASSING, OPPONENT -- SEASON

2015	222
2014	200
2013	200
2012	194

MOST FIRST DOWNS PASSING, OPPONENT -- GAME

11/18/12 at Houston.....	26
11/4/07 at New Orleans.....	25
10/3/10 vs. Indianapolis	23
9/21/14 vs. Indianapolis	22

FEWEST FIRST DOWNS PASSING, OPPONENT -- SEASON

2017	143
2006	143
2000	144
2005	158

FEWEST FIRST DOWNS PASSING, OPPONENT -- GAME

12/3/00 vs. Cleveland.....	0
5 times, last: 12/17/06 vs. Miami	3

MOST FIRST DOWNS BY PENALTY, OPPONENT -- SEASON

2016	38
2015	38
2018	37
2012	37

MOST FIRST DOWNS PASSING -- GAME

10/20/96 at St. Louis.....	24
9/16/18 vs. New England	22
10/7/18 at Kansas City.....	20
12/24/17 at San Francisco	20
11/28/99 at Baltimore.....	20

FEWEST FIRST DOWNS PASSING-- SEASON

2011	122
2006	147
1998	153

FEWEST FIRST DOWNS RUSHING -- GAME

12/2/18 vs. Indianapolis	2
12/26/04 vs. Houston.....	2
9/23/12 at Indianapolis.....	3
12/13/09 vs. Miami.....	3
10/29/06 at Philadelphia	3
12/20/98 at Minnesota.....	3

MOST FIRST DOWNS, PENALTY -- SEASON

2016	39
2017	38
2012	36
2005	34

MOST FIRST DOWNS BY PENALTY, OPPONENT -- GAME


9/10/17 at Houston	8
11/18/18 vs. Pittsburgh.....	6
10/28/12 at Green Bay	6
10/16/05 at Pittsburgh.....	6
9/29/96 vs. Carolina.....	6

FEWEST FIRST DOWNS BY PENALTY, OPPONENT -- SEASON

2007	13
2009	16
1999	17

FEWEST FIRST DOWNS BY PENALTY, OPPONENT -- GAME

74 times, last: 10/29/18 vs. Philadelphia.....



TEAM RECORDS



TOTAL NET YARDS

MOST NET YARDS GAINED -- SEASON	
2017	5,855
1996	5,760
2007	5,719
2000	5,690

MOST NET YARDS GAINED -- GAME	
10/20/96 at St. Louis	538
9/20/98 vs. Baltimore	519
10/22/17 at Indianapolis	518

FEWEST NET YARDS GAINED -- SEASON	
2011	4,149
1995	4,495
2014	4,634
2013	4,701

FEWEST NET YARDS GAINED -- GAME	
9/16/12 vs. Houston	117
12/26/04 vs. Houston	126
11/14/99 vs. Baltimore	132
9/3/95 vs. Houston	146

MOST NET YARDS ALLOWED -- SEASON	
2012	6,088
2013	6,070
2015	6,000
2010	5,949

MOST NET YARDS ALLOWED -- GAME	
11/18/12 at Houston	653
11/4/07	538
12/27/15	537
9/25/00	533

FEWEST NET YARDS ALLOWED -- SEASON	
1999	4,334
2006	4,538
2017	4,578
2005	4,655

FEWEST NET YARDS ALLOWED -- GAME	
12/3/00 vs. Cleveland	53
12/17/06 at Tennessee	98
12/7/03 vs. Houston	124

MOST NET YARDS GAINED, BOTH TEAMS -- SEASON	
2015	11,581
2010	11,409
2009	11,022
2012	10,876

MOST NET YARDS GAINED, BOTH TEAMS -- GAME	
1,111, 11/18/12	Jaguars (458), at Houston (653)
970, 11/4/07	Jaguars (432) at New Orleans (538)
949, 12/27/15	Jaguars (412) at New Orleans (537)
926, 10/7/18	Jaguars (502) at Kansas City (424)

FEWEST NET YARDS GAINED, BOTH TEAMS -- SEASON	
2018	8,927
2011	9,157
2005	9,804

FEWEST NET YARDS GAINED, BOTH TEAMS -- GAME	
351, 10/24/11	Jaguars (205) vs. Baltimore (146)
374, 11/14/99	Jaguars (132) vs. Baltimore (242)
386, 9/3/95	Jaguars (140) vs. Houston (246)

PASSING

MOST NET YARDS PASSING -- SEASON	
1996	4,110
2015	4,108
1997	3,704

MOST NET YARDS PASSING -- GAME	
10/20/96 at St. Louis	420
9/22/96 at New England (OT)	413
10/7/18 at Kansas City	401
9/30/18 vs. New York Jets	377
9/16/18 vs. New England	377

FEWEST NET YARDS PASSING -- SEASON	
2011	2,179
2002	2,762
1995	2,790

FEWEST NET YARDS PASSING -- GAME	
12/16/18 VS. Washington	20
12/26/04 vs. Houston	31
9/3/95 vs. Houston	45

MOST NET YARDS PASSING ALLOWED -- SEASON	
2015	4,291
2010	4,004
2013	3,962
2014	3,899

MOST NET YARDS PASSING ALLOWED -- GAME	
11/18/12 at Houston	504
9/25/00 at Indianapolis	440
11/4/07 at New Orleans	435
12/27/15 at New Orleans	402
11/17/13 vs. Arizona	402

FEWEST NET YARDS PASSING ALLOWED -- SEASON	
2017	2,718
1999	2,890
2005	2,946
2006	3,078

FEWEST NET YARDS PASSING ALLOWED -- GAME	
12/3/00 vs. Cleveland	-9
10/8/06 vs. New York Jets	45
9/24/17 vs. Baltimore	52

MOST NET YARDS PASSING, BOTH TEAMS -- SEASON	
2015	8,399
1996	7,424
2013	7,403

MOST NET YARDS PASSING, BOTH TEAMS -- GAME	
876, 11/18/12	Jaguars (372), at Houston (504)
779, 11/4/07	Jaguars (344), at New Orleans (435)
749, 12/27/15	Jaguars (347), at New Orleans (402)
699, 10/7/18	Jaguars (401), at Kansas City (298)

FEWEST NET YARDS PASSING, BOTH TEAMS -- SEASON	
2011	5,520
2006	5,960
2002	6,026

FEWEST NET YARDS PASSING, BOTH TEAMS -- GAME	
125, 9/3/95	Jaguars (45), vs. Houston (80)
145, 12/26/04	Jaguars (31), vs. Houston (114)
156, 12/18/18	Jaguars (20), vs. Washington (136)

MOST GROSS YARDS PASSING -- SEASON	
2015	4,428
1996	4,367
2000	3,947

MOST GROSS YARDS PASSING -- GAME	
9/22/96 at New England (OT)	432
10/20/96 at St. Louis	421
10/7/18 at Kansas City	430

FEWEST GROSS YARDS PASSING -- SEASON	
2011	2,510
2002	3,019
2006	3,060

FEWEST GROSS YARDS PASSING -- GAME	
12/26/04 vs. Houston	54
12/16/18 vs. Washington	57
9/3/95 vs. Houston	69

MOST GROSS YARDS PASSING ALLOWED -- SEASON	
2015	4,528
2010	4,193
2013	4,187
2012	3,960

MOST GROSS YARDS PASSING ALLOWED -- GAME	
11/18/12 at Houston	527
11/4/07 at New Orleans	445
9/25/00 at Indianapolis	440
11/17/13 vs. Arizona	419
12/27/15 at New Orleans	412

TEAM RECORDS



PASSING

FEWEST GROSS YARDS PASSING ALLOWED -- SEASON

1999.....	2,263
2005.....	3,223
2006.....	3,278

FEWEST GROSS YARDS PASSING ALLOWED -- GAME

12/3/00 vs. Cleveland.....	33
10/8/06 vs. New York Jets.....	71
12/7/03 vs. Houston.....	71

MOST PASSING ATTEMPTS -- SEASON

2016.....	629
2005.....	609
2013.....	592
2012.....	586

MOST PASSING ATTEMPTS -- GAME

10/7/18 at Kansas City.....	61
11/6/16 at Kansas City.....	54
10/10/04 at San Diego.....	54
10/18/15 vs. Houston.....	53

FEWEST PASSING ATTEMPTS -- SEASON

2006.....	446
2002.....	462
1998.....	463

FEWEST PASSING ATTEMPTS -- GAME

10/13/02 at Tennessee.....	13
12/10/06 vs. Indianapolis.....	14
12/8/02 vs. Cleveland.....	14

MOST PASSING ATTEMPTS, OPPONENT -- SEASON

2015.....	602
1998.....	577
2013.....	551
2001.....	544

MOST PASSING ATTEMPTS, OPPONENT -- GAME

12/5/13 vs. Houston.....	58
10/8/17 at Pittsburgh.....	55
11/18/12 at Houston.....	55
11/10/02 vs. Washington.....	51

FEWEST PASSING ATTEMPTS, OPPONENT -- SEASON

2000.....	458
2008.....	465
2005.....	482

FEWEST PASSING ATTEMPTS, OPPONENT -- GAME

1/3/10 at Cleveland.....	11
12/17/06 at Tennessee.....	15
3 times, last: 10/1/00 vs. Pittsburgh.....	16

MOST PASS COMPLETIONS -- SEASON

2016.....	369
2015.....	355
1996.....	353
2013.....	349

MOST PASS COMPLETIONS -- GAME

10/20/96 at St. Louis.....	37
10/10/06 at Sam Diego.....	36
10/7/18 at Kansas City.....	33
10/27/16 at Tennessee.....	33

FEWEST PASS COMPLETIONS -- SEASON

2011.....	240
2006.....	266
2002.....	268

FEWEST PASS COMPLETIONS -- GAME

10/13/02 at Tennessee.....	7
10/28/07 at Tampa Bay.....	7
3 times, last: 10/8/17 at Pittsburgh.....	8

MOST PASS COMPLETIONS, OPPONENT -- SEASON

2015.....	390
2014.....	355
2013.....	354
2001.....	354

MOST PASS COMPLETIONS, OPPONENT -- GAME

11/18/12 at Houston.....	43
11/4/07 at New Orleans.....	35
10/31/10 at Dallas.....	34
6 times, last: 12/2/18 vs. Indianapolis.....	33

FEWEST PASS COMPLETIONS, OPPONENT -- SEASON

2000.....	258
2005.....	285
2017.....	289

FEWEST PASS COMPLETIONS, OPPONENT -- GAME

1/3/10 at Cleveland.....	7
12/3/00 vs. Cleveland.....	7
11/17/96 at Pittsburgh.....	7
12/18/05 vs. San Francisco.....	8
12/17/06 at Tennessee.....	8

MOST TOUCHDOWN PASSES -- SEASON

2015.....	35
2007.....	28
2010.....	26
1998.....	24

MOST TOUCHDOWN PASSES -- GAME

12/6/15 at Tennessee.....	5
9 times, last: 9/16/18 vs. New England.....	4

MOST TOUCHDOWN PASSES, OPPONENT -- SEASON

2015.....	29
2013.....	29
2010.....	28
2007.....	28

MOST TOUCHDOWN PASSES, OPPONENT -- GAME

12/26/99 at Tennessee.....	5
9/10/00 at Baltimore.....	5
11/18/12 at Houston.....	5
9/22/13 at Seattle.....	5

MOST INTERCEPTIONS THROWN -- SEASON

2013.....	21
2010.....	21
1996.....	20
2015.....	18
2014.....	18

MOST INTERCEPTIONS THROWN -- GAME

10/20/96 at Tennessee.....	5
10/7/18 at Kansas City.....	4
9/18/11 at New York Jets.....	4
11/21/10 vs. Cleveland.....	4
9/19/10 at San Diego.....	4
11/12/06 vs. Houston.....	4
12/17/95 at Detroit.....	4

FEWEST INTERCEPTIONS THROWN-- SEASON

2005.....	6
2007.....	8
2002.....	9
1997.....	9

FEWEST INTERCEPTIONS THROWN -- GAME

170 times, last: 12/23/18 at Miami.....	0
---	---

MOST INTERCEPTIONS THROWN, OPPONENT -- SEASON

2017.....	21
2013.....	21
2010.....	21
1996.....	20
2014.....	18

MOST INTERCEPTIONS THROWN, OPPONENT -- GAME

10/8/17 at Pittsburgh.....	5
10/31/10 at Dallas.....	4
20 times, last: 11/18/18 vs. Pittsburgh.....	3

FEWEST INTERCEPTIONS THROWN, OPPONENT -- SEASON

2014.....	6
2016.....	7
2015.....	9

MOST TIMES SACKED -- SEASON

2014.....	71
2001.....	63
1995.....	57
2018.....	53

MOST TIMES SACKED -- GAME

9/14/14 at Washington.....	10
12/14/14 at Baltimore.....	8
12/16/01 at Cleveland.....	8
12/9/01 at Cincinnati.....	8
10 times, last: 11/30/14 vs. New York Giants.....	7

MOST TIMES SACKED, OPPONENT -- SEASON

1999.....	57
2017.....	55
1997.....	48
2005.....	47

TEAM RECORDS



PASSING

MOST TIMES SACKED, OPPONENT -- GAME

9/10/17 at Houston.....	10
10/22/17 at Indianapolis.....	10
11/7/99 at Atlanta.....	9
9/16/07 vs. Atlanta.....	7
11/9/08 at Detroit.....	7

FEWEST TIMES SACKED -- SEASON

2017.....	24
2003.....	28
2006.....	30
2007.....	31

FEWEST TIMES SACKED -- GAME

29 TIMES, LAST: 11/11/18 at Indianapolis.....	0
---	---

FEWEST TIMES SACKED, OPPONENT -- SEASON

2009.....	14
1995.....	17
2012.....	20

FEWEST TIMES SACKED, OPPONENT -- GAME

64 times, last: 11/25/18 at Buffalo.....	0
--	---

MOST CONSECUTIVE GAMES WITH A PASSING

9/13/15 vs. Carolina - 12/27/15 at New Orleans.....	15
9/10/95 at Cincinnati - 12/10/95 vs. Indianapolis.....	13
10/22/00 at Washington - 9/9/01 vs. Pittsburgh.....	10
10/28/07 at Tampa Bay - 12/30/07 at Houston.....	10

MOST CONSECUTIVE GAMES WITH A PASSING TD, OPPONENT

9/8/96 vs. Houston - 12/22/96 vs. Seattle.....	15
9/20/98 vs. Baltimore - 12/20/98 at Minnesota.....	13
12/16/07 at Pittsburgh - 11/16/08 vs. Tennessee.....	10

MOST 300-YARD PASSING GAMES BY AN INDIVIDUAL -- SEASON

2015.....	6
1996.....	6
2018.....	4
2016.....	4

MOST 300-YARD PASSING GAMES BY AN INDIVIDUAL, OPPONENT -- SEASON

2015.....	5
2010.....	5
2013.....	4

RUSHING

MOST RUSHING YARDS -- SEASON

2006.....	2,541
2010.....	2,395
2007.....	2,391

MOST RUSHING YARDS -- GAME

12/10/06 vs. Indianapolis.....	375
12/5/10 at Tennessee.....	258
10/14/07 vs. Houston.....	244
12/3/00 vs. Cleveland.....	244

FEWEST RUSHING YARDS -- SEASON

2013.....	1,260
2012.....	1,369
2015.....	1,473
2001.....	1,600

FEWEST RUSHING YARDS -- GAME

10/2/05 vs. Denver.....	12
9/14/14 at Washington.....	25
10/1/00 vs. Pittsburgh.....	26
9/29/96 at New England (OT).....	29

MOST RUSHING YARDS ALLOWED -- SEASON

2012.....	2,256
2013.....	2,108
2002.....	2,071
2014.....	2,033

MOST RUSHING YARDS ALLOWED -- GAME

11/1/09 at Tennessee.....	305
9/9/07 vs. Tennessee.....	282
12/6/18 at Tennessee.....	264
10/1/17 at New York Jets.....	256

FEWEST RUSHING YARDS ALLOWED -- SEASON

2003.....	1,406
1999.....	1,444
2006.....	1,460

FEWEST RUSHING YARDS ALLOWED -- GAME

10/7/07 at Kansas City.....	10
11/20/16 at Detroit.....	14
11/17/13 vs. Arizona.....	14
11/20/06 vs. New York Giants.....	25
11/18/18 vs. Pittsburgh.....	26

MOST RUSHING YARDS, BOTH TEAMS -- SEASON

2010.....	4,340
2002.....	4,160
2017.....	4,122
1998.....	4,102

MOST RUSHING YARDS, BOTH TEAMS -- GAME

11/1/09, Jaguars (217), at Tennessee (305).....	522
10/1/17, Jaguars (175), at New York Jets (256).....	431
10/30/05, Jaguars (221), at St. Louis (200).....	421
12/10/06, Jaguars (375) vs. Indianapolis (34).....	409

FEWEST RUSHING YARDS, BOTH TEAMS -- SEASON

2015.....	3,182
2001.....	3,211
2016.....	3,334
2013.....	3,368

FEWEST RUSHING YARDS, BOTH TEAMS -- GAME

11/17/13, Jaguars (32), vs. Arizona (14).....	46
12/3/01, Jaguars (62), vs. Green Bay (37).....	99
11/20/05, Jaguars (49), at Tennessee (63).....	112
12/2/18, Jaguars (79), vs. Indianapolis (41).....	120

MOST RUSHING ATTEMPTS -- SEASON

2017.....	527
2007.....	522
1999.....	514
2006.....	513

MOST RUSHING ATTEMPTS -- GAME

12/5/10 at Tennessee.....	53
11/14/04 vs. Detroit.....	50
9/21/08 at Indianapolis.....	48

FEWEST RUSHING ATTEMPTS -- SEASON

2015.....	354
2012.....	358
2001.....	372
2013.....	378

FEWEST RUSHING ATTEMPTS -- GAME

9/14/14 at Washington.....	10
9/22/96 at New England (OT).....	11
10/26/03 vs. Tennessee.....	11
10/2/05 vs. Denver.....	11

MOST RUSHING ATTEMPTS, OPPONENT -- SEASON

2012.....	545
2013.....	507
1995.....	504
2002.....	487

MOST RUSHING ATTEMPTS, OPPONENT -- GAME

1/3/10 at Cleveland.....	49
11/1/09 at Tennessee.....	49
9/9/07 vs. Tennessee.....	49

FEWEST RUSHING ATTEMPTS, OPPONENT -- SEASON

1999.....	373
2007.....	390
2010.....	416

FEWEST RUSHING ATTEMPTS, OPPONENT -- GAME

10/7/07 at Kansas City.....	10
11/7/99 at Atlanta.....	11
10/24/11 vs. Baltimore.....	12
10/5/03 vs. San Diego.....	13
9/11/11 vs. Tennessee.....	13

HIGHEST RUSHING AVERAGE -- SEASON

2006.....	4.95
2010.....	4.68
2002.....	4.59

TEAM RECORDS



RUSHING

HIGHEST RUSHING AVERAGE -- GAME

11/1/09, 16 attempts, 217 yards.....	13.56
10/14/07, 26 attempts, 244 yards.....	9.38
12/10/06, 43 attempts, 375 yards.....	8.93

LOWEST RUSHING AVERAGE -- SEASON

2013.....	3.30
1997.....	3.79
1996.....	3.83
2012.....	3.80

LOWEST RUSHING AVG., OPPONENT - GAME

11/17/13 vs. Arizona.....	0.58
11/20/16 at Detroit.....	0.70
10/7/07 at K.C.....	1.00
11/8/15 at N.Y. Jets.....	1.00

MOST TOUCHDOWNS SCORED RUSHING - SEASON

23.....	2006
20.....	1997, 1999
19.....	1998, 2002, 2009

MOST TOUCHDOWNS SCORED RUSHING, OPPONENT - SEASON

20.....	2013
19.....	2010, 2012
17.....	1995

MOST TOUCHDOWNS SCORED RUSHING, OPPONENT - GAME

12/6/18 at Tennessee.....	4
9/28/15 at New England.....	4
10/27/13 vs. San Francisco.....	4
11/12/95 vs. Seattle.....	4
11/4/12 vs. Detroit.....	4

MOST 100-YARD RUSHING GAMES, INDIVIDUAL - SEASON

9.....	2000
8.....	1998
7.....	2003, 2006, 2007, 2010

MOST 100-YARD RUSHING GAMES, OPPONENT - SEASON

6.....	1998
5.....	2002, 2010

MOST CONSECUTIVE GAMES WITH A RUSHING TD

11/21/99 vs. N.O. - 9/3/00 at CLE.....	8
11/12/06 vs. HOU - 12/31/06 at K.C.....	8
9/8/02 vs. IND - 10/27/02 vs. HOU.....	7
11/11/07 at TEN - 12/23/07 vs. OAK.....	7

MOST CONSECUTIVE GAMES WITH A RUSHING TD, OPPONENT

10/28/01 at BAL - 12/9/01 at CIN.....	7
11/17/02 vs. WAS - 12/29/02 at IND.....	7

HIGHEST RUSHING AVERAGE, OPPONENT -- SEASON

2010.....	4.68
1998.....	4.44
2017.....	4.34
2018.....	4.33

HIGHEST RUSHING AVERAGE, OPPONENT -- GAME

12/6/18 at Tennessee, 32 attempts, 264 yards.....	8.25
9/15/13 at Oakland, 34 attempts, 226 yards.....	6.65
10/6/02 vs. Philadelphia, 30 attempts, 199 yards.....	6.63
12/23/07 vs. Oakland, 17 attempts, 111 yards.....	6.53

LOWEST RUSHING AVERAGE, OPPONENT -- SEASON

2003.....	3.18
2001.....	3.43
2006.....	3.48

LOWEST RUSHING AVERAGE -- GAME

10/2/05 vs. Denver, 11 attempts, 12 yards.....	1.11
9/22/97 vs. Pittsburgh, 26 attempts, 40 yards.....	1.53
11/20/05 at Tennessee, 30 attempts, 49 yards.....	1.60

RECEPTIONS

MOST RECEPTIONS - SEASON

2016.....	369
2015.....	355
1996.....	353
2013.....	349
2008.....	335

MOST RECEPTIONS - GAME

10/20/96 at St. Louis.....	37
10/10/04 at San Diego.....	36
10/7/18 at Kansas City.....	33
10/27/16 at Tennessee.....	33

MOST RECEPTIONS, OPPONENT - SEASON

2015.....	390
2014.....	355
2001, 2013.....	354
2009, 2016.....	345

MOST RECEPTIONS, OPPONENT - GAME

11/18/12 at Houston.....	43
11/4/07 at New Orleans.....	35
11/15/15 at Baltimore.....	34
12/2/18 vs. Indianapolis.....	33
9/28/15 at New England.....	33
9/21/14 vs. Indianapolis.....	33
12/5/13 vs. Houston.....	33
10/3/10 vs. Indianapolis.....	33

FEWEST RECEPTIONS - SEASON

2011.....	240
2006.....	266
2002.....	268

FEWEST RECEPTIONS - GAME

10/13/02 at Tennessee.....	7
10/28/07 at Tampa Bay.....	7
10/8/17 at Pittsburgh.....	8
12/10/06 vs. Indianapolis.....	8
9/19/04 vs. Denver.....	8

FEWEST RECEPTIONS, OPPONENT - SEASON

2000.....	258
2005.....	285
1996, 1999.....	291

FEWEST RECEPTIONS, OPPONENT - GAME

11/17/96 at Pittsburgh.....	7
12/3/00 vs. Cleveland.....	7
1/3/10 at Cleveland.....	7
12/18/05 vs. San Francisco.....	8
12/17/06 at Tennessee.....	8

MOST RECEIVING YARDS - SEASON

2015.....	4,428
1996.....	4,367
2000.....	3,947
1997.....	3,922

MOST RECEIVING YARDS - GAME

9/22/96 at New England (OT).....	432
10/7/18 at Kansas City.....	430
10/20/96 at St. Louis.....	421

MOST RECEIVING YARDS, OPPONENT - SEASON

2015.....	4,528
2010.....	4,193
2013.....	4,187
2014.....	4,174
2012.....	3,960

MOST RECEIVING YARDS, OPPONENT - GAME

11/18/12 at Houston.....	527
11/4/07 at New Orleans.....	445
9/25/00 at Indianapolis.....	440
11/17/13 vs. Arizona.....	419
9/21/14 vs. Indianapolis.....	390

FEWEST RECEIVING YARDS - SEASON

2011.....	2,510
2002.....	3,019
2006.....	3,060

FEWEST RECEIVING YARDS - GAME

12/26/04 vs. Houston.....	54
9/24/17 vs. Baltimore.....	64
9/3/95 vs. Houston.....	69
12/8/02 vs. Cleveland.....	73

FEWEST RECEIVING YARDS, OPPONENT - SEASON

2005.....	3,223
1999.....	3,263
2006.....	3,278

FEWEST RECEIVING YARDS, OPPONENT - GAME

12/3/00 vs. Cleveland.....	33
9/24/17 vs. Baltimore.....	64
10/8/06 vs. N.Y. Jets.....	71
12/7/03 vs. Houston.....	71

MOST RECEIVING TOUCHDOWNS - SEASON

2015.....	35
2007.....	28
2010.....	26
2016.....	24
1998.....	24

TEAM RECORDS



RECEPTIONS

MOST RECEIVING TOUCHDOWNS - GAME

12/6/15 at Tennessee.....	5
Nine times, last: 9/16/18 vs. New England.....	4

MOST RECEIVING TOUCHDOWNS, OPPONENT - SEASON

2013, 2015.....	29
1995, 2009, 2010.....	28
2008.....	25

MOST RECEIVING TOUCHDOWNS, OPPONENT - GAME

12/26/99 at Tennessee.....	5
9/10/00 at Baltimore.....	5
11/18/12 at Houston.....	5
9/22/13 at Seattle.....	5

MOST RECEIVING TOUCHDOWNS, OPPONENT - GAME

12/26/99 at Tennessee.....	5
9/10/00 at Baltimore.....	5
11/18/12 at Houston.....	5
9/22/13 at Seattle.....	5

HIGHEST RECEIVING AVERAGE - SEASON

1997, 2015.....	12.5
1996, 1998.....	12.4

HIGHEST RECEIVING AVERAGE - GAME

11/9/97 vs. Kansas City.....	22.1
11/18/12 at Houston.....	21.0
12/28/98 vs. Pittsburgh.....	19.2

HIGHEST RECEIVING AVERAGE, OPPONENT - SEASON

2000.....	13.2
2008, 2010.....	12.7
2000.....	12.2

HIGHEST RECEIVING AVERAGE, OPPONENT - GAME

11/16/97 vs. Tennessee.....	20.4
11/15/98 vs. Tampa Bay.....	19.4

MOST 100-YARD RECEIVING GAMES BY AN INDIVIDUAL - SEASON

1999, 2000.....	12
1996.....	9

PUNTING

MOST PUNTS - SEASON

2011.....	99
2014.....	96
2013.....	95
2012.....	92

MOST PUNTS - GAME

9/8/13 vs. Kansas City.....	11
11/16/08 vs. Tennessee.....	10
11 times, last: 11/18/18 vs. Pittsburgh.....	9

FEWEST PUNTS - SEASON

2007.....	54
2010.....	57
1997.....	66

FEWEST PUNTS - GAME

10/20/96 at St. Louis.....	0
10/14/07 vs. Houston.....	0
12/2/07 at Indianapolis.....	0
9/19/10 at San Diego.....	0
10/10/10 at Buffalo.....	0

MOST PUNTING YARDS - SEASON

2014.....	4,464
2012.....	4,353
2013.....	4,338
2011.....	4,147

FEWEST PUNTING YARDS - GAME

10/10/10 at Buffalo.....	0
9/19/10 at San Diego.....	0
12/2/07 at Indianapolis.....	0
10/14/07 vs. Houston.....	0
10/20/96 at St. Louis.....	0

MOST PUNTS, OPPONENT - SEASON

2017.....	100
1999.....	96
2006, 2000.....	90

MOST PUNTS, OPPONENT - GAME

12/3/00 vs. Cleveland.....	12
12/17/17 vs. Houston.....	11
12/4/16.....	11
Five times, last: 11/12/17 vs. LAC.....	10

FEWEST PUNTS, OPPONENT - GAME

9/28/15 at New England.....	0
Eight times, last: 12/11/16 vs. Minnesota.....	1

MOST PUNTING YARDS, OPPONENT - SEASON

2017.....	4,555
1999.....	3,976
2011.....	3,852

MOST PUNTING YARDS, OPPONENT - GAME

12/17/17 vs. Houston.....	518
12/3/00 vs. Cleveland.....	517
12/4/16 vs. Denver.....	506

FEWEST PUNTING YARDS, OPPONENT - SEASON

2002.....	2,518
1995.....	2,564

FEWEST PUNTING YARDS, OPPONENT - GAME

12/17/95 at Detroit.....	28
10/15/95 vs. Chicago.....	29

MOST PUNTS, BOTH TEAMS - SEASON

2017 (Jax: 88, Opp: 100).....	188
2011 (Jax: 99, Opp: 89).....	188
1999 (Jax: 78, Opp: 96).....	174
2013 (Jax: 95, Opp: 76).....	171

MOST PUNTS, BOTH TEAMS - GAME

9/8/13 (Jax: 11, K.C.: 10).....	21
11/27/11 (Jax: 9, Hou: 10).....	19
Three times, last: 11/16/08 (Jax: 10, Ten: 8).....	18

FEWEST PUNTS, BOTH TEAMS - SEASON

2007 (Jax: 54, Opp: 66).....	120
2010 (Jax: 57, Opp: 64).....	121

FEWEST PUNTS, BOTH TEAMS - GAME

10/15/95 (Jax: 1, Chi: 1).....	2
10/14/07 (Jax: 0, Hou: 2).....	2
12/2/07 (Jax: 0, Ind: 2).....	2
9/19/10 (Jax: 0, S.D.: 2).....	2

HIGHEST PUNTING AVERAGE - SEASON

2012.....	47.3
2016.....	46.6
2014.....	46.5
2015.....	46.3

HIGHEST PUNTING AVERAGE - GAME

9/11/16 vs. Green Bay.....	62.5
9/21/08 vs. Indianapolis.....	60.0
12/23/12 vs. New England.....	56.3
10/19/97 at Dallas.....	53.8

HIGHEST PUNTING AVERAGE, OPPONENT - GAME

11/4/01 at Tennessee.....	57.5
10/23/16 vs. Oakland.....	54.6
9/10/06 vs. Dallas.....	53.2
12/2/99 vs. Pittsburgh.....	52.7

TEAM RECORDS



PUNT AND KICKOFF RETURNS

MOST KICKOFF RETURNS - SEASON		HIGHEST KICKOFF RETURN AVERAGE - GAME		MOST PUNT RETURN YARDS - SEASON	
2010.....	80	11/4/07 at New Orleans.....	40.5	1998.....	581
1995, 2008.....	74	10/10/10 at Buffalo.....	36.3	1999.....	462
1996, 2003.....	67	11/11/18 at Indianapolis.....	36.0	2005.....	415
MOST KICKOFF RETURNS - GAME		MOST KICKOFF RETURNS, OPPONENT - GAME		HIGHEST PUNT RETURN AVERAGE - SEASON	
12/17/95 at Detroit.....	9	9/10/00 at Baltimore.....	9	1998.....	12.9
12/1/02 vs. Pittsburgh.....	8	12/3/00 vs. Cleveland.....	9	1997.....	11.4
11/12/95 vs. Seattle.....	8	12/10/00 vs. Arizona.....	9	2002.....	11.1
MOST KICKOFF RETURN YARDS - SEASON		10/10/10 at Buffalo.....	9	2003.....	11.1
2010.....	1,903	MOST KICKOFF RETURN YARDS, OPPONENT - SEASON		HIGHEST PUNT RETURN AVERAGE - GAME	
2008.....	1,678	1998.....	1,858	12/16/18 vs. WASHINGTON.....	28
1995.....	1,532	1997.....	1,730	12/19/10 at Indianapolis.....	24.8
MOST KICKOFF RETURN YARDS - GAME		MOST KICKOFF RETURN YARDS, OPPONENT - GAME		9/24/95 vs. Green Bay.....	20.5
10/25/98 at Denver.....	223	12/30/07 at Houston.....	234	MOST PUNT RETURNS, OPPONENT - SEASON	
12/17/95 at Detroit.....	209	12/10/00 vs. Arizona.....	213	2014.....	52
12/26/99 at Tennessee.....	198	10/10/10 at Buffalo.....	201	2011.....	48
HIGHEST KICKOFF RETURN AVERAGE - SEASON		MOST TOUCHDOWNS, KICKOFF RETURN, OPPONENT - GAME		2013.....	47
2013.....	25.9	12/30/07 at Houston.....	2	MOST PUNT RETURNS, OPPONENT - GAME	
2005.....	23.9	12/10/95 vs. Indianapolis.....	1	11/27/11 vs. Houston.....	7
2010.....	23.8	9/6/98 at Chicago.....	1	9/8/13 vs. Kansas City.....	7
MOST TOUCHDOWNS, KICKOFF RETURN - GAME		12/23/00 at N.Y. Giants.....	1	9/14/14 at Washington.....	7
12/3/95 at Denver.....	1	12/17/09 at Indianapolis.....	1	MOST PUNT RETURN YARDS, OPPONENT - SEASON	
12/7/97 vs. New England.....	1	12/19/10 at Indianapolis.....	1	2012.....	495
12/26/99 at Tennessee.....	1	10/15/17 vs. L.A. Rams.....	1	2000.....	478
11/18/01 at Pittsburgh.....	1	MOST PUNT RETURNS - SEASON		2014.....	464
11/27/05 at Arizona.....	1	2005.....	53	MOST PUNT RETURN YARDS, OPPONENT - GAME	
12/10/06 vs. Indianapolis.....	1	2000.....	46	11/14/04 vs. Detroit.....	199
11/4/07 at New Orleans.....	1	1998.....	45	12/30/12 at Tennessee.....	160
12/18/16 at Houston.....	1	2006.....	45	11/26/06 at Buffalo.....	104
MOST KICKOFF RETURNS, OPPONENT - SEASON		1999.....	45	HIGHEST PUNT RETURN AVG., OPPONENT - SEASON	
1997.....	77	MOST PUNT RETURNS - GAME		2000.....	12.6
1998.....	76	11/12/17 vs. L.A. Chargers.....	7	2012.....	12.4
2000.....	73	12/26/10 vs. Washington.....	7	2006.....	11.8
MOST KICKOFF RETURNS, OPPONENT - GAME		12/18/05 vs. San Francisco.....	7	HIGHEST PUNT RETURN AVG., OPPONENT - GAME	
1997.....	77	12/13/05 vs. Baltimore.....	7	11/14/04 vs. Detroit.....	33.2
1998.....	76	12/3/00 vs. Cleveland.....	7	10/16/05 at Pittsburgh.....	18.8
2000.....	73				

INTERCEPTIONS

MOST INTERCEPTIONS - SEASON		MOST INTERCEPTIONS, OPPONENT - GAME		MOST INTERCEPTION RETURN YARDS - GAME	
2017.....	21	10/20/96 at St. Louis.....	5	11/5/06 vs. Tennessee.....	110
2006, 2007.....	20	10/7/18 at Kansas City.....	4	10/8/17 at Pittsburgh.....	103
1999, 2005.....	19	9/18/11 at N.Y. Jets.....	4	9/12/99 vs. San Francisco.....	93
MOST INTERCEPTIONS - GAME		11/21/10 vs. Cleveland.....	4	MOST INTERCEPTION RETURN YARDS, OPPONENT - SEASON	
10/8/17 at Pittsburgh.....	5	9/19/10 at San Diego.....	4	2012.....	400
10/31/10 at Dallas.....	4	11/12/06 vs. Houston.....	4	1996.....	370
21 times, last: 11/18/18 vs. Pittsburgh.....	3	12/17/95 at Detroit.....	4	2013.....	355
MOST INTERCEPTIONS, OPPONENT - SEASON		MOST INTERCEPTION RETURN YARDS - SEASON		MOST INTERCEPTION RETURN YARDS, OPPONENT - GAME	
2010, 2013.....	21	1999.....	330	10/20/96 at St. Louis.....	177
1996.....	20	2017.....	294	12/17/06 at Tennessee.....	153
2014, 2015.....	18	2006.....	280	12/30/12 at Tennessee.....	142
		2007.....	237		

TEAM RECORDS



INTERCEPTIONS

MOST INTERCEPTIONS RETURNED FOR A TD - SEASON

19993

MOST INTERCEPTIONS RETURNED FOR A TD - GAME

10/8/17 at Pittsburgh.....2
15 times, last: 12/23/18 at Miami.....1

MOST INTERCEPTIONS RETURNED FOR A TD, OPPONENT - SEASON

20125
2014, 2015.....4

MOST INTERCEPTIONS RETURNED FOR A TD, OPPONENT - GAME

10/26/14 vs. Miami.....2
12/30/12 at Tennessee.....2
10/7/12 at Chicago2
12/17/06 at Tennessee.....2
11/22/98 at Pittsburgh.....2
29 times, last: 12/4/16 vs. Denver1



SACKS

MOST SACKS - SEASON

199957
201755
199748

MOST SACKS - GAME

10/22/17 at Indianapolis.....10
9/10/17 at Houston.....10
11/7/99 at Atlanta.....9

MOST SACKS OPPONENT - SEASON

201471
200163
199557

MOST SACKS, OPPONENT - GAME

9/14/14 at Washington10
1/3/16 at Houston.....8
12/14/14 at Baltimore.....8
12/9/01 at Cincinnati.....8
12/16/01 at Cleveland.....8

MOST SACK YARDS - SEASON

1999373
2017356
1997331

MOST SACK YARDS - GAME

10/22/17 at Indianapolis.....64
11/7/99 at Atlanta.....63
9/10/17 at Houston.....54

MOST SACK YARDS, OPPONENT - SEASON

2012400
1996370
2013355

MOST SACK YARDS, OPPONENT - GAME

10/25/98 at Denver71
9/14/14 at Washington70
12/14/14 at Baltimore.....63

PENALTIES

MOST PENALTIES - SEASON

2016129
1996127

MOST PENALTIES - GAME

9/22/96 at New England (OT).....17
10/13/96 at N.Y. Jets.....15
10/2/05 vs. Denver15

FEWEST PENALTIES - SEASON

200970
201473
200776

FEWEST PENALTIES - GAME

12/1/02 vs. Pittsburgh.....0
Five times, last: 12/27/09 at New England.....1

MOST YARDS PENALIZED - SEASON

20161,178
20181,112

MOST YARDS PENALIZED - GAME

9/22/96 at New England148
12/2/16 vs. Indianapolis145
10/13/96 vs. N.Y. Jets123
11/30/97 vs. Baltimore122

FEWEST YARDS PENALIZED - SEASON

2009542
2014573

FEWEST YARDS PENALIZED - GAME

12/1/02 vs. Pittsburgh.....0
12/22/96 vs. Atlanta.....3

MOST PENALTIES, OPPONENT - SEASON

2005130
2004118

MOST PENALTIES, OPPONENT - GAME

1/1/06 vs. Tennessee18
12/17/17 vs. Houston14
12/5/13 vs. Houston14
11/26/95 vs. Cincinnati14

FEWEST PENALTIES, OPPONENTS - SEASON

200964
2006, 2008.....80
200782

FEWEST PENALTIES, OPPONENTS - GAME

11/19/17 at Cleveland.....0
12/24/11 at Tennessee.....0
12/14/97 at Buffalo.....0
Seven times, last: 12/22/13 vs. Tennessee.....1

MOST YARDS PENALIZED, OPPONENT - SEASON

20051,055
2015989
2004966

MOST YARDS PENALIZED, OPPONENT - GAME

12/5/13 vs. Houston177
10/12/05 vs. Miami.....149
1/1/06 vs. Tennessee140

FEWEST YARDS PENALIZED, OPPONENT - SEASON

2009498
2007636

FEWEST YARDS PENALIZED, OPPONENT - GAME

12/14/97 at Buffalo.....0
12/24/11 at Tennessee.....0

TEAM RECORDS



SERVICE

SEASONS	
Brad Meester (2000-13).....	14
Mercedes Lewis (2006-17).....	12
Josh Scobee (2004-14).....	11
Fred Taylor (1998-2008).....	11
Jimmy Smith (1995-2005).....	11
Rashean Mathis (2003-12).....	10
Rob Meier (2000-08).....	10
Greg Jones (2004-12).....	9
Daryl Smith (2004-12).....	9
David Garrard (2002-10).....	9
Maurice Williams (2001-09).....	9
Paul Spicer (2000-08).....	9
Donovin Darius (1998-2006).....	9
Mark Brunell (1995-2003).....	9
Maurice Jones-Drew (2006-13).....	8
Vince Manuwai (2003-10).....	8
John Henderson (2002-09).....	8
Joe Zelenka (2001-08).....	8
Kyle Brady (1999-2006).....	8
Tony Brackens (1996-2003).....	8
Tony Boselli (1995-2001).....	7
Mike Hollis (1995-2001).....	7

GAMES PLAYED	
Brad Meester (2000-13).....	209
Jimmy Smith (1995-2005).....	171
Mercedes Lewis (2006-17).....	170
Josh Scobee (2004-14).....	168
Fred Taylor (1998-2008).....	140
Rob Meier (2000-08).....	138
Rashean Mathis (2003-12).....	137
Joe Zelenka (2001-08).....	128
Daryl Smith (2004-12).....	126
John Henderson (2002-09).....	124

CONSECUTIVE GAMES PLAYED	
Joe Zelenka (2001-08).....	128
Josh Scobee (2007-14).....	119
Tyson Alualu (2010-15).....	96
Bryan Barker (1995-2000).....	96
Brad Meester (2000-05).....	92
Brad Meester (2008-13).....	89
Jimmy Smith (1995-2000).....	88
Marcus Stroud (2001-06).....	86
John Henderson (2002-06).....	82
Mike Hollis (1995-2000).....	82

GAMES STARTED	
Brad Meester (2000-13).....	209
Mercedes Lewis (2006-17).....	156
Jimmy Smith (1995-2005).....	150
Fred Taylor (1998-2008).....	136
Rashean Mathis (2003-12).....	129
Daryl Smith (2004-12).....	124
John Henderson (2002-09).....	120
Mark Brunell (1995-2003).....	117
Donovin Darius (1998-2006).....	115
Kyle Brady (1999-2006).....	110

CONSECUTIVE GAMES STARTED	
Brad Meester (Sept. 3, 2000-Dec. 4, 2005).....	92
Brad Meester (Oct. 26, 2008-Dec. 22, 2013).....	89
Rashean Mathis (Sept. 7, 2003-Nov. 25, 2007).....	74
BLAKE BORTLES (Sept. 28, 2014-Nov. 25, 2018).....	72
Vince Manuwai (Nov. 30, 2003-Dec. 23, 2007).....	68
Marcus Stroud (Sept. 8, 2002-Oct. 1, 2006).....	68
Tyson Alualu (Sept. 12, 2011-Dec. 29, 2013).....	64
Maurice Williams (Sept. 7, 2003-Dec. 31, 2006).....	64
Chris Naeole (Sept. 8, 2002-Dec. 24, 2005).....	63
Uche Nwaneri (Oct. 4, 2009-Dec. 23, 2012).....	60

SCORING

POINTS	
Josh Scobee (2004-14).....	1,022
Mike Hollis (1995-2001).....	764
Maurice Jones-Drew (2006-13).....	486
Fred Taylor (1998-2008).....	424
Jimmy Smith (1995-2005).....	418
Jason Myers (2015-17).....	268
James Stewart (1995-99).....	228
Mercedes Lewis (2006-17).....	200
Keenan McCardell (1996-2001).....	190
JOSH LAMBO (2017-18).....	155

CONSECUTIVE GAMES SCORING	
Mike Hollis (Dec. 24, 1995-Sept. 10, 2000).....	67
Josh Scobee (Jan. 2, 2005-Oct. 4, 2009).....	61
Josh Scobee (Oct. 18, 2009-Oct. 28, 2012).....	50
Jason Myers (Sept. 13, 2015-Oct. 15, 2017).....	38
Josh Scobee (Sept. 15, 2013-Dec. 28, 2014).....	31
Mike Hollis (Oct. 16, 2000-Dec. 30, 2001).....	25
JOSH LAMBO (Oct. 22, 2015 - Nov. 25, 2018).....	21
Seth Marler (Sept. 7, 2003-Dec. 28, 2003).....	16
Josh Scobee (Sept. 12-Dec. 19, 2004).....	14
Mike Hollis (Sept. 3-Dec. 10, 1995).....	14
Several players tied.....	8

TOUCHDOWNS	
Maurice Jones-Drew (2006-13).....	81
Fred Taylor (1998-2008).....	70
Jimmy Smith (1995-2005).....	69
James Stewart (1995-99).....	38
Mercedes Lewis (2006-17).....	33
Keenan McCardell (1996-2001).....	30
Allen Robinson (2014-17).....	22
Allen Hurns (2014-17).....	21
Stacey Mack (1999-2002).....	20
Reggie Williams (2004-08).....	18
David Garrard (2002-10).....	17

CONSECUTIVE GAMES SCORING TD	
Fred Taylor (Sept. 20-Nov. 22, 1998).....	8
Maurice Jones-Drew (Nov. 12-Dec. 31, 2006).....	8
Allen Hurns (Sept. 27-Nov. 15, 2015).....	7
Fred Taylor (Nov. 12-Dec. 23, 2000).....	7
LEONARD FOURNETTE (Sept. 10-Oct. 15, 2017).....	6
Allen Robinson (Nov. 29-Dec. 27, 2015).....	5
Maurice Jones-Drew (Oct. 18-Nov. 22, 2009).....	5
Maurice Jones-Drew (Nov. 4-Dec. 2, 2007).....	5
Mercedes Lewis (Dec. 1-22, 2013).....	4
Several players tied.....	4

FIELD GOALS MADE	
Josh Scobee (2004-14).....	235
Mike Hollis (1995-2001).....	175
Jason Myers (2015-17).....	64
JOSH LAMBO (2017-18).....	38
Seth Marler (2003).....	20
John Carney (2007).....	9
Tim Seder (2002).....	8
Danny Boyd (2002).....	5
Hayden Epstein (2002).....	5
Steve Lindsey (1999-2000).....	5
Kai Forbath (2018).....	4

CONSECUTIVE FIELD GOALS MADE	
JOSH LAMBO (Nov. 19, 2017-Nov. 11, 2018).....	24
Josh Scobee (Nov. 27, 2011-Nov. 4, 2012).....	20
Mike Hollis (Nov. 1, 1998-Sept. 19, 1999).....	20
Jason Myers (Nov. 15, 2015-Sept. 11, 2016).....	16
Mike Hollis (Oct. 12-Nov. 30, 1997).....	16
Josh Scobee (Sept. 11-Nov. 13, 2011).....	15
Josh Scobee (Oct. 1-Nov. 26, 2006).....	15
Josh Scobee (Dec. 23, 2012-Nov. 10, 2013).....	14
Josh Scobee (Sept. 12-Nov. 14, 2010).....	14
Mike Hollis (Sept. 3-Oct. 29, 2000).....	13

CONSECUTIVE GAMES SCORING FG	
Josh Scobee (Nov. 14, 2010-Oct. 24, 2011).....	15
JOSH LAMBO (Oct. 22 - Sept. 30, 2018).....	14
Josh Scobee (Oct. 29, 2006-Dec. 16, 2007).....	13
Mike Hollis (Sept. 12-Nov. 21, 1999).....	10
Josh Scobee (Nov. 24, 2013-Sept. 21, 2014).....	9
Josh Scobee (Sept. 15-Nov. 10, 2013).....	8
Josh Scobee (Jan. 3-Oct. 24, 2010).....	8
Josh Scobee (Nov. 13, 2005-Jan. 1, 2006).....	8
Seth Marler (Sept. 7-Nov. 2, 2003).....	8
Mike Hollis (Dec. 24, 1995-Oct. 13, 1996).....	8

FIELD GOAL PERCENTAGE (MIN. 25 FGA)	
JOSH LAMBO (2017-18).....	92.7
Jason Myers (2015-17).....	81.0
Josh Scobee (2004-14).....	80.8
Mike Hollis (1995-2001).....	80.6

LONGEST FIELD GOALS	
Josh Scobee (Oct. 3, 2010 vs. Ind.).....	59
Jason Myers (Sept. 20, 2015 vs. Mia.).....	58
JOSH LAMBO (Oct. 28, 2018 vs. Phi.).....	57
JOSH LAMBO (Nov. 5, 2017 vs. Cin.).....	56
Jason Myers (Dec. 24, 2016 vs. Ten.).....	56
JOSH LAMBO (NOV. 11, 2018 AT IND.).....	55
Josh Scobee (Dec. 15, 2013 vs. Buf.).....	55
Josh Scobee (Sept. 18, 2011 at NYJ).....	55

EXTRA-POINT PERCENTAGE (MIN. 25 XPA)	
Seth Marler (2003).....	100.0
Mike Hollis (1995-2001).....	98.8
Josh Scobee (2004-14).....	98.4
JOSH LAMBO (2017-18).....	93.2

EXTRA POINTS MADE	
Josh Scobee (2004-14).....	317
Mike Hollis (1995-2001).....	239
Jason Myers (2015-17).....	76
JOSH LAMBO (2017-18).....	41
Seth Marler (2003).....	30
John Carney (2007).....	20
Hayden Epstein (2002).....	13
Tim Seder (2002).....	11
Danny Boyd (2002).....	7
Steve Lindsey (1999-2000).....	5
Kai Forbath (2018).....	3

CONSECUTIVE EXTRA POINTS MADE	
Mike Hollis (Oct. 22, 1995-Dec. 9, 2001).....	220
Josh Scobee (Nov. 8, 2009-Jan. 1, 2012).....	82
Josh Scobee (Sept. 12, 2004-Jan. 1, 2006).....	59
Josh Scobee (Dec. 16, 2007-Nov. 1, 2009).....	58
Josh Scobee (Sept. 10, 2006-Dec. 16, 2007).....	55
Josh Scobee (Sept. 16, 2012-Dec. 22, 2013).....	39
Seth Marler (Sept. 7-Dec. 28, 2003).....	30

TEAM RECORDS



PASSING

PASSING YARDS

Mark Brunell (1995-2003)	25,698
Blake Bortles (2014-18)	17,646
David Garrard (2002-10)	16,003
Byron Leftwich (2003-06)	9,042
Chad Henne (2012-17)	5,817
Blaine Gabbert (2011-13)	4,357
Quinn Gray (2005-07)	1,252
Steve Beuerlein (1995)	952
Jonathan Quinn (1998-2001)	748
Cody Kessler (2018)	709

PASS ATTEMPTS

Mark Brunell (1995-2003)	3,616
Blake Bortles (2014-18)	2,632
David Garrard (2002-10)	2,281
Byron Leftwich (2003-06)	1,344
Chad Henne (2012-17)	891
Blaine Gabbert (2011-13)	777
Quinn Gray (2005-07)	180
Steve Beuerlein (1995)	142
Cody Kessler (2018)	131
Jonathan Quinn (1998-2001)	125

PASS COMPLETIONS

Mark Brunell (1995-2003)	2,184
Blake Bortles (2014-18)	1,561
David Garrard (2002-10)	1,406
Byron Leftwich (2003-06)	789
Chad Henne (2012-17)	513
Blaine Gabbert (2011-13)	414
Quinn Gray (2005-07)	101
Cody Kessler (2018)	85
Steve Beuerlein (1995)	71
Jonathan Quinn (1998-2001)	66

CONSECUTIVE PASS COMPLETIONS


David Garrard (Nov. 14-21, 2010)	17
Byron Leftwich (Oct. 17-24, 2004)	15
Mark Brunell (Sept. 7, 2003 at Car.)	13
Mark Brunell (Oct. 6, 1996 at N.O.)	13

TOUCHDOWN PASSES

Mark Brunell (1995-2003)	144
Blake Bortles (2014-18)	103
David Garrard (2002-10)	89
Byron Leftwich (2003-06)	51
Chad Henne (2012-17)	27
Blaine Gabbert (2011-13)	22
Quinn Gray (2005-07)	12
Jamie Martin (1998-2000)	4
Steve Beuerlein (1995)	4
Jonathan Quinn (1998-2001)	3

CONSECUTIVE GAMES WITH TD PASS

Blake Bortles (Sept. 13-Dec. 27, 2015)	15
Mark Brunell (Oct. 7, 2001-Sept. 15, 2002)	14
Byron Leftwich (Nov. 30, 2003-Oct. 24, 2004)	12
Blake Bortles (Sept. 11-Nov. 27, 2016)	11
Mark Brunell (Oct. 22-Dec. 23, 2000)	9
David Garrard (Dec. 17, 2006-Oct. 14, 2007)	8
Byron Leftwich (Sept. 25-Nov. 20, 2005)	8
Mark Brunell (Oct. 19-Dec. 7, 1997)	8
Mark Brunell (Sept. 17-Nov. 12, 1995)	8
Two players tied	7



INTERCEPTIONS THROWN

Mark Brunell (1995-2003)	86
Blake Bortles (2014-18)	75
David Garrard (2002-10)	54
Byron Leftwich (2003-06)	36
Chad Henne (2012-17)	26
Blaine Gabbert (2011-13)	24
Steve Beuerlein (1995)	7
Quinn Gray (2005-07)	5
Luke McCown (2009-11)	4
Jonathan Quinn (1998-2001)	4

CONSECUTIVE GAMES WITH NO INTS

David Garrard (Sept. 9-Nov. 25, 2007)	8
David Garrard (Dec. 11, 2005-Nov. 5, 2006)	6
Mark Brunell (Oct. 11-Nov. 14, 1999)	5
Mark Brunell (Dec. 1, 1996-Sept. 22, 1997)	5
Several players tied	4

CONSECUTIVE PASSES WITH NO INTS

David Garrard (Sept. 9-Nov. 25, 2007)	209
David Garrard (Dec. 4, 2005-Nov. 12, 2006)	175
Mark Brunell (Nov. 24, 1996-Sept. 28, 1997)	172
David Garrard (Nov. 22-Dec. 17, 2009)	155
Mark Brunell (Oct. 3-Nov. 21, 1999)	148

INTERCEPTION % (MIN. 125 ATTEMPTS)

Cody Kessler (2018)	1.53
David Garrard (2002-10)	2.37
Mark Brunell (1995-2003)	2.38
Byron Leftwich (2003-06)	2.68
Quinn Gray (2005-07)	2.78
Blake Bortles (2014-18)	2.85
Chad Henne (2012-17)	2.92
Blaine Gabbert (2011-13)	3.09

LONGEST PASSING TOUCHDOWNS

Blake Bortles (Dec. 27, 2015 at N.O.)	90
Byron Leftwich (Sept. 28, 2003 at Hou.)	84
Chad Henne (Nov. 18, 2012 at Hou.)	81
Blake Bortles (Nov. 11, 2018 at Ind.)	80
Blake Bortles (Dec. 13, 2015 vs. Ind.)	80
Blaine Gabbert (Sept. 23, 2012 at Ind.)	80
Quinn Gray (Nov. 4, 2007 at N.O.)	80
Mark Brunell (Sept. 15, 2002 at K.C.)	79
Mark Brunell (Sept. 15, 2002 at K.C.)	79
Mark Brunell (Nov. 1, 1998 at Bal.)	78
Mark Brunell (Nov. 1, 1998 at Bal.)	78

PASSER RATING (MIN. 200 ATTEMPTS)

David Garrard (2002-10)	85.8
Mark Brunell (1995-2003)	85.4
Blake Bortles (2014-18)	80.6
Byron Leftwich (2003-06)	80.5
Chad Henne (2012-17)	75.4
Blaine Gabbert (2011-13)	66.4

LONGEST PASS COMPLETIONS

Blake Bortles (Dec. 27, 2015 at N.O.)	90t
Byron Leftwich (Sept. 28, 2003 at Hou.)	84t
Chad Henne (Nov. 18, 2012 at Hou.)	81t
Blake Bortles (Nov. 11, 2018 at Ind.)	80
Blake Bortles (Dec. 13, 2015 vs. Ind.)	80t
Blaine Gabbert (Sept. 23, 2012 at Ind.)	80t
Quinn Gray (Nov. 4, 2007 at N.O.)	80t
Mark Brunell (Sept. 15, 2002 at K.C.)	79t
Mark Brunell (Nov. 1, 1998 at Bal.)	78t
Blake Bortles (Dec. 10, 2017 vs. Sea)	75t
David Garrard (Nov. 21, 2010 vs. Cle.)	75
Mark Brunell (Nov. 9, 1997 vs. K.C.)	75

AVG. GAIN PER ATTEMPT (MIN. 200 ATTEMPTS)

Mark Brunell (1995-2003)	7.11
David Garrard (2002-10)	7.02
Quinn Gray (2005-07)	6.96
Byron Leftwich (2003-06)	6.73
Blake Bortles (2014-18)	6.70
Steve Beuerlein (1995)	6.70
Chad Henne (2012-17)	6.54
Jonathan Quinn (1998-2001)	5.98

300-YARD PASSING GAMES

Mark Brunell (1995-2003)	22
Blake Bortles (2014-18)	20
David Garrard (2002-10)	6
Chad Henne (2012-17)	5
Byron Leftwich (2003-06)	4
Quinn Gray (2003-07)	2

400-YARD PASSING GAMES

Mark Brunell (1995-2003)	2
Blake Bortles (2014-18)	1

COMPLETION % (MIN. 125 ATTEMPTS)

Cody Kessler (2018)	64.89
David Garrard (2002-10)	61.64
Mark Brunell (1995-2003)	60.40
Blake Bortles (2014-18)	59.31
Byron Leftwich (2003-06)	58.71
Chad Henne (2012-17)	57.71
Quinn Gray (2005-07)	56.11
Blaine Gabbert (2011-13)	53.28
Jonathan Quinn (1998-2001)	52.80



TEAM RECORDS



RUSHING

RUSHING YARDS

Fred Taylor (1998-2008)	11,271
Maurice Jones-Drew (2006-13)	8,071
James Stewart (1995-99)	2,951
Mark Brunell (1995-2003)	2,219
T.J. Yeldon (2015-18)	1,872
Blake Bortles (2014-18)	1,775
David Garrard (2002-10)	1,746
Stacey Mack (1999-2002)	1,498
LEONARD FOURNETTE (2017-18)	1,479
Natrone Means (1996-97)	1,330

RUSHING ATTEMPTS

Fred Taylor (1998-2008)	2,428
Maurice Jones-Drew (2006-13)	1,804
James Stewart (1995-99)	765
T.J. Yeldon (2015-18)	465
Mark Brunell (1995-2003)	429
LEONARD FOURNETTE (2017-18)	401
Natrone Means (1996-97)	396
David Garrard (2002-10)	380
Stacey Mack (1999-2002)	372
Blake Bortles (2014-18)	281
Greg Jones (2004-12)	270

RUSHING TOUCHDOWNS

Maurice Jones-Drew (2006-13)	68
Fred Taylor (1998-2008)	62
James Stewart (1995-99)	33
Stacey Mack (1999-2002)	19
David Garrard (2002-10)	17
Mark Brunell (1995-2003)	14
LEONARD FOURNETTE (2017-18)	14
Natrone Means (1996-97)	11
Greg Jones (2004-12)	10
Blake Bortles (2014-18)	8
Byron Leftwich (2003-06)	8

CONSECUTIVE GAMES WITH RUSHING TD

Maurice Jones-Drew (Nov. 12-Dec. 31, 2006)	8
Maurice Jones-Drew (Oct. 18-Nov. 22, 2009)	5
Maurice Jones-Drew (Nov. 11-Dec. 2, 2007)	4
Fred Taylor (Dec. 3-23, 2000)	4
Fred Taylor (Dec. 13, 1999-Jan. 2, 2000)	4
James Stewart (Nov. 21-Dec. 13, 1999)	4
Fred Taylor (Nov. 1-22, 1998)	4
Natrone Means (Nov. 9-30, 1997)	4

RUSHING AVERAGE (MIN. 100 ATTEMPTS)

Blake Bortles (2014-18)	6.32
Mark Brunell (1995-2003)	5.17
Fred Taylor (1998-2008)	4.64
David Garrard (2002-10)	4.59
Maurice Jones-Drew (2006-13)	4.47
Rashad Jennings (2009-12)	4.21
Jordan Todman (2012-14)	4.05
T.J. Yeldon (2015-18)	4.03
Stacey Mack (1999-2002)	4.03
Denard Robinson (2013-16)	4.02

200-YARD RUSHING GAMES

Fred Taylor (1998-2008)	1
-------------------------	---

100-YARD RUSHING GAMES

Fred Taylor (1998-2008)	47
Maurice Jones-Drew (2006-13)	27
James Stewart (1995-99)	6
LEONARD FOURNETTE (2017-18)	5
T.J. Yeldon (2015-18)	3
Stacey Mack (1999-2002)	3
Denard Robinson (2013-16)	2
Rashad Jennings (2009-12)	2
Greg Jones (2004-12)	2

LONGEST RUNS FROM SCRIMMAGE

LEONARD FOURNETTE (Oct. 8, 2017 at Pit.)	90t
Maurice Jones-Drew (Nov. 1, 2009 at Ten.)	80t
Fred Taylor (Dec. 9, 2007 vs. Car.)	80t
Maurice Jones-Drew (Nov. 1, 2009 at Ten.)	79t
Fred Taylor (Oct. 12, 1998 vs. Mia.)	77t
Fred Taylor (Oct. 14, 2007 vs. Hou.)	76
Fred Taylor (Dec. 10, 2006 vs. Ind.)	76
LEONARD FOURNETTE (Oct. 15, 2017 vs. LAR)	75t

LONGEST RUSHING TDs

LEONARD FOURNETTE (Oct. 8, 2017 at Pit.)	90
Maurice Jones-Drew (Nov. 1, 2009 at Ten.)	80
Fred Taylor (Dec. 9, 2007 vs. Car.)	80
Maurice Jones-Drew (Nov. 1, 2009 at Ten.)	79
Fred Taylor (Oct. 12, 1998 vs. Mia.)	77
LEONARD FOURNETTE (Oct. 15, 2017 vs. LAR)	75



CONSECUTIVE 100-YARD GAMES

Fred Taylor (Oct. 16-Dec. 17, 2000)	9
Maurice Jones-Drew (Oct. 31-Dec. 12, 2010)	6
Fred Taylor (Nov. 25-Dec. 23, 2007)	5
Maurice Jones-Drew (Dec. 15, 2011-Jan. 1, 2012)	3
Fred Taylor (Nov. 14-28, 2004)	3
Fred Taylor (Nov. 23-Dec. 7, 2003)	3
Stacey Mack (Dec. 16-30, 2001)	3



RECEIVING

RECEPTIONS

Jimmy Smith (1995-2005)	862
Keenan McCardell (1996-2001)	499
Mercedes Lewis (2006-17)	375
Maurice Jones-Drew (2006-13)	335
Fred Taylor (1998-2008)	286
Kyle Brady (1999-2006)	241
Allen Robinson (2014-17)	202
Pete Mitchell (1995-2002)	191
Reggie Williams (2004-08)	189
Allen Hurns (2014-17)	179

RECEIVING YARDS

Jimmy Smith (1995-2005)	12,287
Keenan McCardell (1996-2001)	6,393
Mercedes Lewis (2006-16)	4,502
Maurice Jones-Drew (2006-13)	2,873
Allen Robinson (2014-17)	2,848
Allen Hurns (2014-17)	2,631
Kyle Brady (1999-2006)	2,500
Fred Taylor (1998-2008)	2,361
Cecil Shorts III (2011-14)	2,343
Reggie Williams (2004-08)	2,322

RECEIVING TOUCHDOWNS

Jimmy Smith (1995-2005)	67
Mercedes Lewis (2006-17)	33
Keenan McCardell (1996-2001)	30
Allen Robinson (2014-17)	22
Allen Hurns (2014-17)	21
Reggie Williams (2004-08)	18
Ernest Wilford (2004-10)	15
Matt Jones (2005-08)	15
Mike Sims-Walker (2008-11)	14
Kyle Brady (1999-2006)	13

CONSECUTIVE GAMES WITH RECEPTION

Jimmy Smith (Oct. 29, 1995-Dec. 17, 2000)	86
Jimmy Smith (Sept. 9, 2001-Jan. 1, 2006)	76
Maurice Jones-Drew (Dec. 10, 2006-Dec. 19, 2010)	65
Keenan McCardell (Dec. 28, 1998-Jan. 6, 2002)	49
Keenan McCardell (Sept. 1, 1996-Dec. 13, 1998)	45
Allen Robinson (Sept. 7, 2014-Sept. 10, 2017)	43
Allen Hurns (Sept. 7, 2014-Oct. 27, 2016)	38
Mercedes Lewis (Sept. 12, 2010-Sept. 9, 2012)	32
Ernest Wilford (Dec. 26, 2004-Dec. 3, 2006)	30

CONSECUTIVE GAMES WITH REC. TD

Allen Hurns (Sept. 27-Nov. 15, 2015)	7
Allen Robinson (Nov. 29-Dec. 27, 2015)	5
Julius Thomas (Nov. 19-Dec. 13, 2015)	4
Mercedes Lewis (Dec. 1-22, 2013)	4
Cecil Shorts III (Nov. 8-Dec. 2, 2012)	4
Reggie Williams (Dec. 9-30, 2007)	4
Several players tied	3

YARDS PER RECEPTION (MIN. 100 RECEPTIONS)

Jimmy Smith (1995-2005)	14.25
Allen Hurns (2014-17)	14.10
Allen Robinson (2014-17)	14.10
Ernest Wilford (2004-10)	13.86
Mike Sims-Walker (2008-11)	13.49
Cecil Shorts III (2011-14)	13.31
Matt Jones (2005-08)	12.97
Keenan McCardell (1996-2001)	12.81
MARQISE LEE (2014-17)	12.70

*An active streak

CAREER RECORDS



RECEIVING



200-YARD RECEIVING GAMES

Jimmy Smith (1995-2005).....	2
------------------------------	---

100-YARD RECEIVING GAMES

Jimmy Smith (1995-2005).....	46
Keenan McCardell (1996-2001)	19
Allen Robinson (2014-17)	8
Allen Hurns (2014-17).....	8
Cecil Shorts III (2011-14).....	7
Matt Jones (2005-08).....	6
Mike Sims-Walker (2008-10).....	6
KEELAN COLE (2017-18).....	3
Justin Blackmon (2012-13)	3

LONGEST RECEPTIONS

Allen Robinson (Dec. 27, 2015 at N.O.).....	90t
Troy Edwards (Sept. 28, 2003 at Hou.)	84t
Justin Blackmon (Nov. 18, 2012 at Hou.)	81t
Allen Hurns (Dec. 13, 2015 vs. IND.).....	80t
Cecil Shorts III (Sept. 23, 2012 at Ind.).....	80t
Reggie Williams (Nov. 4, 2007 at N.O.).....	80t
Patrick Johnson (Sept. 15, 2002 at K.C.).....	79t

CONSECUTIVE 100-YARD GAMES

Jimmy Smith (Oct. 24-Nov. 14, 2004)	3
Jimmy Smith (Dec. 19, 1999-Jan. 2, 2000).....	3
Jimmy Smith (Nov. 21-Dec. 2, 1999).....	3
Jimmy Smith (Sept. 12-26, 1999).....	3
Jimmy Smith (Nov. 29-Dec. 13, 1998).....	3
Jimmy Smith (Nov. 9-23, 1997)	3
Jimmy Smith (Aug. 31-Sept. 22, 1997).....	3
Several players tied	2

LONGEST RECEIVING TDs

Allen Robinson (Dec. 27, 2015 at N.O.).....	90
Troy Edwards (Sept. 28, 2003 at Hou.).....	84
Justin Blackmon (Nov. 18, 2012 at Hou.)	81
Allen Hurns (Dec. 13, 2015 vs. Ind.).....	80
Cecil Shorts III (Sept. 23, 2012 at Ind.).....	80
Reggie Williams (Nov. 4, 2007 at N.O.).....	80
Patrick Johnson (Sept. 15, 2002 at K.C.).....	79
Fred Taylor (Nov. 1, 1998 at Bal.).....	78
KEELAN COLE (Dec. 10, 2017 vs. Sea.).....	75

YARDAGE

SCRIMMAGE YARDS

Fred Taylor (1998-2008)	13,632
Jimmy Smith (1995-2005).....	12,286
Maurice Jones-Drew (2006-13)	10,944
Keenan McCardell (1996-2001)	6,393
Mercedes Lewis (2006-17)	4,502
James Stewart (1995-99).....	3,804
T.J. Yeldon (2015-18).....	3,174
Allen Robinson (2014-17)	2,848
Allen Hurns (2014-17).....	2,631

ALL-PURPOSE YARDS

Fred Taylor (1998-2008)	13,640
Maurice Jones-Drew (2006-13)	13,110
Jimmy Smith (1995-2005).....	12,875
Keenan McCardell (1996-2001)	6,499
Mercedes Lewis (2006-17)	4,502
James Stewart (1995-99).....	3,793
Reggie Barlow (1996-2000).....	3,687
Mike Thomas (2009-12).....	3,276
T.J. Yeldon (2015-18).....	3,174
Allen Robinson (2014-17)	2,848
Allen Hurns (2014-17).....	2,631

PUNTING

PUNTS

Bryan Barker (1995-2000).....	456
Chris Hanson (2001-06).....	424
Bryan Anger (2012-15).....	360
Adam Podlesh (2007-10).....	229
Brad Nortman (2016-17).....	164
LOGAN COOKE (2018).....	86
Nick Harris (2011)	72
Mark Royals (2003)	45
Matt Turk (2011)	27

LONGEST PUNTS

Bryan Barker (Oct. 11, 1999 at N.Y. Jets).....	83
Brad Nortman (Oct. 2, 2016 vs. Ind.).....	78
Adam Podlesh (Oct. 28, 2007 at T.B.).....	76
Chris Hanson (Nov. 20, 2005 at Ten.).....	74
Bryan Anger (Oct. 4, 2012 vs. Det.).....	73
LOGAN COOKE (Dec. 16, 2017 vs. Was.).....	72
Bryan Anger (Dec. 14, 2014 at Bal.).....	69
Chris Hanson (Sept. 12, 2004 at Buf.).....	69
Brad Nortman (Dec. 18, 2016 at Hou.).....	67
Brad Nortman (Sept. 11, 2016 vs. G.B.).....	67
Bryan Anger (Nov. 30, 2014 vs. N.Y. Giants).....	66

PUNT YARDS

Bryan Barker (1995-2000).....	19,849
Chris Hanson (2001-06).....	18,190
Bryan Anger (2012-15).....	16,855
Adam Podlesh (2007-10).....	9,751
Brad Nortman (2016-17).....	7,424
LOGAN COOKE (2018).....	3,872
Nick Harris (2011)	3,075
Mark Royals (2003)	1,852
Matt Turk (2011)	1,072

INSIDE THE 20 (MIN. 100 PUNTS)

Bryan Barker (1995-2000).....	151
Chris Hanson (2001-06).....	136
Bryan Anger (2011-15).....	113
Adam Podlesh (2007-10).....	75

GROSS AVERAGE (MIN. 100 PUNTS)

Bryan Anger (2012-15).....	46.8
Brad Nortman (2016-17).....	45.3
Bryan Barker (1995-2000).....	43.5
Chris Hanson (2001-06).....	42.9

NET AVERAGE (MIN. 100 PUNTS)

Bryan Anger (2012-15).....	40.5
Brad Nortman (2016-17).....	39.2
Adam Podlesh (2007-10).....	37.8
Bryan Barker (1995-2000)	37.2

CONSECUTIVE PUNTS WITHOUT BLOCK

Bryan Barker (1995-2000).....	456
Adam Podlesh (2007-10).....	229
Chris Hanson (2001-03).....	168

FEWEST TOUCHBACKS (MIN. 100 PUNTS)

Brad Nortman (2016-17).....	17
Adam Podlesh (2007-10).....	19
Bryan Anger (2012-15).....	27
Bryan Barker (1995-2000).....	43

CAREER RECORDS



RETURNS

KICKOFF RETURNS

Maurice Jones-Drew (2006-13)	79
Deji Karim (2010-11)	77
Brian Witherspoon (2008-09)	76
Reggie Barlow (1996-2000)	70
Jordan Todman (2012-14)	68
Willie Jackson (1995-97)	58
David Allen (2003-04)	52
Derrick Wimbush (2005-06)	47
Elvis Joseph (2001-02)	44
Corey Grant (2015-18)	41

KICKOFF RETURN YARDS

Maurice Jones-Drew (2006-12)	2,054
Deji Karim (2010-11)	1,900
Brian Witherspoon (2008-09)	1,818
Jordan Todman (2012-14)	1,762
Reggie Barlow (1996-2000)	1,634
Willie Jackson (1995-97)	1,206
Derrick Wimbush (2005-06)	1,136
David Allen (2003-04)	1,041
Elvis Joseph (2001-02)	990
Corey Grant (2015-18)	967

KICKOFF RETURN TOUCHDOWNS

Maurice Jones-Drew (2006-11)	2
MARQISE LEE (2014-2018)	1
Derrick Wimbush (2005-06)	1
Jimmy Smith (1995-2005)	1
Elvis Joseph (2001-02)	1
Alvis Whitted (1998-2001)	1
Reggie Barlow (1996-2000)	1

LONGEST KICKOFF RETURNS

MARQISE LEE (DEC. 18, 2016 AT HOU.)	100t
Maurice Jones-Drew (Nov. 4, 2007 at N.O.)	100t
Alvis Whitted (Dec. 26, 1999 at Ten.)	98t
Elvis Joseph (Nov. 18, 2001 at Pit.)	85t
Maurice Jones-Drew (Dec. 10, 2006 vs. Ind.)	93t
Reggie Barlow (Dec. 7, 1997 vs. N.E.)	92t

KICK RETURN AVERAGE (MIN. 50 RETURNS)

Maurice Jones-Drew (2006-13)	26.00
Jordan Todman (2012-14)	25.91
Deji Karim (2010-11)	24.68
Brian Witherspoon (2008-09)	23.92
Reggie Barlow (1996-2000)	23.34
Willie Jackson (1995-97)	20.79



PUNT RETURN YARDS

Reggie Barlow (1996-2000)	1,581
Alvin Pearman (2005-08)	693
Mike Thomas (2009-12)	620
David Allen (2003-04)	468
Rashad Greene Sr. (2015-18)	448
Ace Sanders (2013-14)	367
Chris Hudson (1995-98)	348
Jaydon Mickens (2017-18)	346
Damon Gibson (2001-02)	333
Bobby Shaw (2002)	310

PUNT RETURN AVERAGE (MIN. 25 RETURNS)

Bobby Shaw (2002)	12.40
David Allen (2003-04)	11.14
Rashad Greene SR. (2015-18)	10.93
Chris Hudson (1995-98)	10.88
Reggie Barlow (1996-2000)	10.83
Jermaine Lewis (2003-04)	9.71
Jaydon Mickens (2017-18)	8.87
Alvin Pearman (2005-08)	8.56
Damon Gibson (2001-02)	8.54
Mike Thomas (2009-12)	8.27

PUNT RETURNS

Reggie Barlow (1996-2000)	146
Alvin Pearman (2005-08)	81
Mike Thomas (2009-12)	75
Ace Sanders (2013-14)	57
David Allen (2003-04)	42
Rashad Greene Sr. (2015-18)	41
Damon Gibson (2001-02)	39
Jaydon Mickens (2017-18)	39
Chris Hudson (1995-98)	32
Dennis Northcutt (2007-08)	31
Jermaine Lewis (2003-04)	28

PUNT RETURN TOUCHDOWNS

Reggie Barlow (1996-2000)	2
DEDE WESTBROOK (2017-18)	1
Jaydon Mickens (2017-18)	1
Rashad Greene Sr. (2015-18)	1
Mike Thomas (2009-12)	1
Bobby Shaw (2002)	1

LONGEST PUNT RETURNS

Reggie Barlow (Sept. 13, 1998 vs. K.C.)	85t
Mike Thomas (Dec. 18, 2010 at Ind.)	78t
DEDE WESTBROOK (DEC. 16, 2018 VS. WAS.)	74t
Reggie Barlow (Nov. 21, 1999 vs. N.O.)	74t
Rashad Greene Sr. (Dec. 13, 2015 vs. Ind.)	73t
Jaydon Mickens (Dec. 10, 2017 vs. Sea.)	72
Bobby Shaw (Oct. 6, 2002 vs. Phi.)	69t



DEFENSE

INTERCEPTIONS

Rashean Mathis (2003-12)	30
Aaron Beasley (1996-2001)	15
Donovin Darius (1998-2006)	14
Derek Cox (2009-12)	12
Paul Posluszny (2011-17)	11
JALEN RAMSEY (2016-18)	10
Telvin Smith (2014-18)	9
Mike Peterson (2003-08)	8
Chris Hudson (1995-98)	8
A.J. BOUYE (2017-18)	7
Reggie Nelson (2007-09)	7
Deon Grant (2004-06)	7
Marlon McCree (2001-03)	7
Jason Craft (1999-2003)	7

CONSECUTIVE GAMES WITH INT

Brian Williams (Oct. 14-Nov. 11, 2007)	3
JALEN RAMSEY (Dec. 3-10, 2017)	2
JALEN RAMSEY (Dec. 18-24, 2016)	2
Geno Hayes (Dec. 5-15, 2013)	2
Derek Cox (Oct. 7-21, 2012)	2
Morgan Trent (Dec. 24, 2011-Jan. 1, 2012)	2
Rashean Mathis (Dec. 31, 2006-Sept. 9, 2007)	2
Gerald Sensabaugh (Dec. 3-10, 2006)	2
Rashean Mathis (Sept. 10-18, 2006)	2
Rashean Mathis (Oct. 16-30, 2005)	2
Donovin Darius (Nov. 21-28, 2004)	2
Mike Peterson (Nov. 23-30, 2003)	2
Marlon McCree (Dec. 1-8, 2002)	2
Marlon McCree (Nov. 10-17, 2002)	2
Donovin Darius (Oct. 31-Nov. 7, 1999)	2
Chris Hudson (Sept. 20-27, 1998)	2
Chris Hudson (Nov. 2-9, 1997)	2
James Williams (Nov. 26-Dec. 3, 1995)	2

LONGEST INTERCEPTION RETURNS

Aaron Beasley (Sept. 12, 1999 vs. S.F.)	93t
Rashean Mathis (Oct. 5, 2008 vs. Pit.)	72t
Tashaun Gipson (Sept. 10, 2017 at Hou.)	67
Rashean Mathis (Sept. 21, 2008 at Ind.)	61t
Paul Posluszny (Oct. 13, 2013 at Den.)	59t

INTs RETURNED FOR TOUCHDOWN

Rashean Mathis (2003-12)	3
Telvin Smith (2014-18)	3
Aaron Beasley (1996-2001)	2
Several players tied	1



CAREER RECORDS



DEFENSE

SACKS

Tony Brackens (1996-2003).....	55.0
Joel Smeenge (1995-2000).....	34.0
YANNICK NGAKOUE (2016-18).....	29.5
John Henderson (2002-09).....	29.0
Paul Spicer (2001-08).....	28.5
Kevin Hardy (1996-2001).....	28.5

CONSECUTIVE GAMES WITH SACK

Tony Brackens (Nov. 11-Dec. 30, 2001).....	8
YANNICK NGAKOUE (Sept. 18-Oct. 16, 2016).....	4
Gary Walker (Oct. 18-Nov. 11, 2001).....	4
Tony Brackens (Nov. 28-Dec. 19, 1999).....	4
Kevin Hardy (Oct. 11-Nov. 7, 1999).....	4
Tony Brackens (Sept. 22-Oct. 12, 1997).....	4

TACKLES

Daryl Smith (2004-12).....	1,089
Paul Posluszny (2011-17).....	973
Donovin Darius (1998-2006).....	858
Mike Peterson (2003-08).....	837
Kevin Hardy (1996-2001).....	789
Telvin Smith (2014-18).....	580
John Henderson (2002-09).....	563
Rashean Mathis (2003-12).....	554

TAKEAWAYS

Rashean Mathis (2003-12).....	35
Donovin Darius (1998-2006).....	20
Tony Brackens (1996-2003).....	18
Aaron Beasley (1996-2001).....	18



FUMBLES

FUMBLES

Mark Brunell (1995-2003).....	51
Blake Bortles (2014-18).....	46
David Garrard (2002-10).....	44
Fred Taylor (1998-2008).....	25
Byron Leftwich (2003-06).....	25
Maurice Jones-Drew (2006-13).....	22
Blaine Gabbert (2011-13).....	21

FUMBLES LOST

David Garrard (2002-10).....	21
Blake Bortles (2014-18).....	20
Mark Brunell (1995-2003).....	18
Fred Taylor (1998-2008).....	12
Maurice Jones-Drew (2006-13).....	10
Byron Leftwich (2003-06).....	10

LONGEST FUMBLE RECOVERY RETURNS

Aaron Beasley (Nov. 8, 1998 vs. Cin.).....	90t
Donovin Darius (Nov. 1, 1998 at Bal.).....	83t
Daryl Smith (Oct. 14, 2007 vs. Hou.).....	77t
YANNICK NGAKOUE (Dec. 31, 2017 at Ten.).....	67t
Ainsley Battles (Dec. 3, 2001 vs. G.B.).....	60t
Dante Fowler Jr. (Sept. 10, 2017 at Hou.).....	53t

FORCED FUMBLES

Tony Brackens (1996-2003).....	28
YANNICK NGAKOUE (2016-18).....	10
Daryl Smith (2004-12).....	9
Joel Smeenge (1995-2000).....	9
Aaron Beasley (1996-2001).....	8
Kevin Hardy (1996-2001).....	8
Marcus Stroud (2001-07).....	7
Donovin Darius (1998-2006).....	7
Akin Ayodele (2002-05).....	7

OPPONENT FUMBLE RECOVERIES

Tony Brackens (1996-2003).....	13
Donovin Darius (1998-2006).....	6
Fernando Bryant (1999-2003).....	6
Kevin Hardy (1996-2001).....	6
Bryan Schwartz (1995-99).....	6
Travis Davis (1995-98).....	6



BLOCKS

BLOCKED FIELD GOALS

Marcus Stroud (2001-07).....	2
Clyde Simmons (1996-97).....	2
Tyson Alualu (2010-16).....	1
Chris Clemons (2014-15).....	1
Rashean Mathis (2003-10).....	1
John Henderson (2002-09).....	1

BLOCKED PUNTS

Donovin Darius (1998-2006).....	2
Dave Thomas (1995-99).....	2

BLOCKED FIELD GOAL RETURNS

Chris Hudson (Sept. 22, 1997 vs. Pit.).....	1
Mickey Washington (Dec. 1, 1996 vs. Cin.).....	1

BLOCKED EXTRA POINTS

TELVIN SMITH (Dec. 31, 2017 at Ten.).....	1
Jalen Myrick (Dec. 24, 2017 at S.F.).....	1
Sen'Derrick Marks (Nov. 20, 2016 at Det.).....	1
Tony Brackens (Oct. 5, 1997 vs. Cin.).....	1
Clyde Simmons (Sept. 22, 1996 at N.E.).....	1

BLOCKED PUNT RETURNS

Mike Harris (Dec. 30, 2012 at Ten.).....	1
Zach Potter (Dec. 15, 2011 at Atl.).....	1
Alvis Whitted (Nov. 1, 1998 at Bal.).....	1
Jimmy Smith (Dec. 3, 1995 at Den.).....	1

SINGLE-SEASON RECORDS



SCORING

POINTS

Mike Hollis (1997)	134
Mike Hollis (1999)	130
Josh Scobee (2006)	119
Mike Hollis (1996)	117
Jason Myers (2016)	110
Jason Myers (2015)	110
Mike Hollis (1998)	108
Josh Scobee (2010)	107
Josh Scobee (2005)	107

TOUCHDOWNS

Fred Taylor (1998)	17
Maurice Jones-Drew (2009)	16
Maurice Jones-Drew (2006)	16
Allen Robinson (2015)	14
Maurice Jones-Drew (2008)	14
Fred Taylor (2000)	14
James Stewart (1999)	13
Maurice Jones-Drew (2011)	11
Several players tied	10

FIELD GOALS

Mike Hollis (1999)	31
Mike Hollis (1997)	31
Mike Hollis (1996)	30
Jason Myers (2016)	27
Jason Myers (2015)	26
Josh Scobee (2006)	26
Josh Scobee (2012)	25
Josh Scobee (2000)	24
Mike Hollis (2000)	24

FIELD GOAL % (MIN. 25 ATTEMPTS)

Mike Hollis (2000)	92.3
Josh Scobee (2013)	92.0
Josh Scobee (2011)	92.0
Josh Scobee (2012)	89.3
Jason Myers (2015)	86.7
Mike Hollis (1997)	86.1
Mike Hollis (1996)	83.3
Mike Hollis (1999)	81.6
Josh Scobee (2006)	81.3
Mike Hollis (1998)	80.8



EXTRA POINTS

Mike Hollis (1998)	45
Josh Scobee (2010)	41
Josh Scobee (2006)	41
Mike Hollis (1997)	41
Josh Scobee (2005)	38
Mike Hollis (1999)	37
Josh Scobee (2008)	33
Mike Hollis (2000)	33
Jason Myers (2015)	32
Several players tied	30

PASSING

PASSING YARDS

Blake Bortles (2015)	4,428
Mark Brunell (1996) *Led NFL*	4,367
Blake Bortles (2016)	3,925
Blake Bortles (2017)	3,687
Mark Brunell (2000)	3,640
David Garrard (2008)	3,620
David Garrard (2009)	3,597
Mark Brunell (2001)	3,309
Mark Brunell (1997)	3,281
Chad Henne (2013)	3,241

PASS ATTEMPTS

Blake Bortles (2016)	625
Blake Bortles (2015)	606
Mark Brunell (1996)	557
David Garrard (2008)	535
Blake Bortles (2017)	523
David Garrard (2009)	516
Mark Brunell (2000)	512
Chad Henne (2013)	503
Blake Bortles (2014)	489
Mark Brunell (2001)	473

PASS COMPLETIONS

Blake Bortles (2016)	368
Blake Bortles (2015)	355
Mark Brunell (1996)	353
David Garrard (2008)	335
Blake Bortles (2017)	315
David Garrard (2009)	314
Mark Brunell (2000)	311
Chad Henne (2013)	305
Mark Brunell (2001)	289
Blake Bortles (2014)	280

TOUCHDOWN PASSES

Blake Bortles (2015)	35
Blake Bortles (2016)	23
David Garrard (2010)	23
Blake Bortles (2017)	21
Mark Brunell (2000)	20
Mark Brunell (1998)	20
Mark Brunell (2001)	19
Mark Brunell (1996)	19
David Garrard (2007)	18
Mark Brunell (1997)	18

INTERCEPTIONS

Mark Brunell (1996)	20
Blake Bortles (2015)	18
Blake Bortles (2014)	17
Blake Bortles (2016)	16
Byron Leftwich (2003)	16
David Garrard (2010)	15
Chad Henne (2013)	14
Mark Brunell (2000)	14
Blake Bortles (2017)	13
David Garrard (2008)	13
Mark Brunell (2001)	13

INTERCEPTION % (MIN. 300 ATTEMPTS)

David Garrard (2007)	0.92
Mark Brunell (1997)	1.61
Byron Leftwich (2005)	1.66
Mark Brunell (2002)	1.68
David Garrard (2009)	1.94
Mark Brunell (1995)	2.02
Mark Brunell (1999)	2.04
Byron Leftwich (2004)	2.27
David Garrard (2008)	2.43

COMPLETION % (MIN. 300 ATTEMPTS)

David Garrard (2010)	64.48
David Garrard (2007)	64.00
Mark Brunell (1996)	63.38
David Garrard (2008)	62.6
Mark Brunell (2001)	61.10
David Garrard (2009)	60.85
Mark Brunell (2000)	60.74
Mark Brunell (1997)	60.69

PASSER RATING (MIN. 300 ATTEMPTS)

David Garrard (2007)	102.2
Mark Brunell (1997)	91.2
David Garrard (2010)	90.8
Mark Brunell (1998)	89.9
Byron Leftwich (2005)	89.3
Blake Bortles (2015)	88.2
Mark Brunell (2002)	85.7
Blake Bortles (2017)	84.7
Mark Brunell (2001)	84.1

AVG. GAIN PER ATTEMPT (MIN. 300 ATTEMPTS)

Mark Brunell (1996) *Led NFL*	7.84
David Garrard (2007)	7.72
Mark Brunell (1997)	7.54
David Garrard (2010)	7.47
Mark Brunell (1998)	7.35
Blake Bortles (2015)	7.31
Mark Brunell (2000)	7.11
Blake Bortles (2017)	7.05
Byron Leftwich (2005)	7.03
Mark Brunell (2001)	7.00

400-YARD PASSING GAMES

Mark Brunell (1996)	2
Blake Bortles (2018)	1

300-YARD PASSING GAMES

Blake Bortles (2015)	6
Mark Brunell (1996)	6
Blake Bortles (2016)	5
Blake Bortles (2018)	4
Blake Bortles (2017)	4
Blake Bortles (2017)	4

SINGLE-SEASON RECORDS



RUSHING

RUSHING YARDS

Maurice Jones-Drew (2011) *Led NFL*	1,606
Fred Taylor (2003)	1,572
Fred Taylor (2000)	1,399
Maurice Jones-Drew (2009)	1,391
Maurice Jones-Drew (2010)	1,324
Fred Taylor (2002)	1,314
Fred Taylor (2004)	1,224
Fred Taylor (1998)	1,223
Fred Taylor (2007)	1,202
Fred Taylor (2006)	1,146

RUSHING ATTEMPTS

Fred Taylor (2003)	345
Maurice Jones-Drew (2011)	343
Maurice Jones-Drew (2009)	312
Maurice Jones-Drew (2010)	299
Fred Taylor (2000)	292
Fred Taylor (2002)	287
LEONARD FOURNETTE (2017)	268
Fred Taylor (1998)	264
Fred Taylor (2004)	260
James Stewart (1999)	249

RUSHING TOUCHDOWNS

Maurice Jones-Drew (2009)	15
Fred Taylor (1998)	14
Maurice Jones-Drew (2006)	13
James Stewart (1999)	13
Maurice Jones-Drew (2008)	12
Fred Taylor (2000)	12
LEONARD FOURNETTE (2017)	9
Maurice Jones-Drew (2007)	9
Stacey Mack (2002)	9
Stacey Mack (2001)	9
Natrone Means (1997)	9

RUSHING AVERAGE (MIN. 150 ATTEMPTS)

Maurice Jones-Drew (2006)	5.67
Fred Taylor (2007)	5.39
Fred Taylor (2006)	4.96
Fred Taylor (2000)	4.79
Fred Taylor (2004)	4.71
Maurice Jones-Drew (2011)	4.68
Fred Taylor (1998)	4.63
Maurice Jones-Drew (2007)	4.60
Fred Taylor (1999)	4.60
Fred Taylor (2002)	4.58

200-YARD RUSHING GAMES

Fred Taylor (2000)	1
--------------------	---



100-YARD RUSHING GAMES

Fred Taylor (2000)	9
Maurice Jones-Drew (2010)	7
Fred Taylor (2003)	7
Maurice Jones-Drew (2011)	6
Fred Taylor (1998)	6
LEONARD FOURNETTE (2017)	5
Maurice Jones-Drew (2009)	5
Fred Taylor (2007)	5
Fred Taylor (2004)	5
Fred Taylor (2002)	5
Fred Taylor (2006)	4

RECEIVING

RECEPTIONS

Jimmy Smith (1999) *Led NFL*	116
Jimmy Smith (2001)	112
Keenan McCardell (2000)	94
Keenan McCardell (2001)	93
Jimmy Smith (2000)	91
Keenan McCardell (1997)	85
Keenan McCardell (1996)	85
Jimmy Smith (1996)	83
Jimmy Smith (1997)	82
Several players tied	80

RECEIVING YARDS

Jimmy Smith (1999)	1,636
Allen Robinson (2015)	1,400
Jimmy Smith (2001)	1,373
Jimmy Smith (1997)	1,324
Jimmy Smith (1996)	1,244
Jimmy Smith (2000)	1,213
Keenan McCardell (2000)	1,207
Jimmy Smith (1998)	1,182
Jimmy Smith (2004)	1,172
Keenan McCardell (1997)	1,164
Keenan McCardell (1996)	1,129
Keenan McCardell (2001)	1,110
Allen Hurns (2015)	1,031
Jimmy Smith (2002)	1,027
Jimmy Smith (2005)	1,023

YARDS PER RECEPTION (MIN. 50 RECEPTIONS)

Cecil Shorts III (2012)	17.80
Allen Robinson (2015)	17.50
Jimmy Smith (1997)	16.15
Allen Hurns (2015)	16.11
Jimmy Smith (2004)	15.84
Jimmy Smith (1998)	15.15
Jimmy Smith (1996)	14.99

RECEIVING TOUCHDOWNS

Allen Robinson (2015) *Led NFL*	14
Allen Hurns (2015)	10
Mercedes Lewis (2010)	10
Reggie Williams (2007)	10
Jimmy Smith (2001)	8
Jimmy Smith (2000)	8
Jimmy Smith (1998)	8

100-YARD RECEIVING GAMES

Jimmy Smith (1999)	9
Allen Robinson (2015)	6
Jimmy Smith (2001)	6
Jimmy Smith (1997)	6
Keenan McCardell (2000)	5
Jimmy Smith (2000)	5
Jimmy Smith (1998)	5



200-YARD RECEIVING GAMES

Justin Blackmon (2012)	1
Jimmy Smith (2000)	1
Jimmy Smith (1999)	1
Keenan McCardell (1996)	1

YARDAGE

SCRIMMAGE YARDS

Maurice Jones-Drew (2011)	1,980
Fred Taylor (2003)	1,942
Maurice Jones-Drew (2009)	1,765
Fred Taylor (2002)	1,722
Fred Taylor (1998)	1,644
Maurice Jones-Drew (2010)	1,641
Fred Taylor (2000)	1,639
Jimmy Smith (1999)	1,636
Fred Taylor (2004)	1,569
Allen Robinson (2015)	1,400

ALL-PURPOSE YARDS

Maurice Jones-Drew (2006)	2,250
Maurice Jones-Drew (2007)	2,014
Maurice Jones-Drew (2011)	1,964
Fred Taylor (2003)	1,942
Maurice Jones-Drew (2009)	1,881
Maurice Jones-Drew (2008)	1,739
Fred Taylor (2002)	1,722
Fred Taylor (1998)	1,653
Maurice Jones-Drew (2010)	1,641
Fred Taylor (2000)	1,638



SINGLE-SEASON RECORDS



PUNTING

PUNTS

Bryan Anger (2013)	95
Bryan Anger (2014)	94
Bryan Anger (2012)	91
Brad Nortman (2017)	87
LOGAN COOKE (2018)	86
Bryan Barker (1998)	85
Chris Hanson (2004)	84
Chris Hanson (2005)	82
Chris Hanson (2001)	82
Bryan Barker (1995)	82

GROSS AVERAGE (MIN. 50 PUNTS)

Bryan Anger (2012) *NFL rookie record*	47.8
Bryan Anger (2014)	47.5
Brad Nortman (2016)	46.6
Bryan Anger (2015)	46.3
Bryan Anger (2013)	45.7
LOGAN COOKE (2018)	45.0
Bryan Barker (1998)	45.0

NET AVERAGE (MIN. 50 PUNTS)

LOGAN COOKE (2018)	41.3
Bryan Anger (2012) *NFL rookie record*	40.8
Bryan Anger (2013)	40.5
Bryan Anger (2014)	39.6
Brad Nortman (2016)	39.5
Brad Nortman (2017)	39.4
Bryan Anger (2015)	39.5

INSIDE THE 20 (MIN. 50 PUNTS)

LOGAN COOKE (2018)	37
Chris Hanson (2005)	33
Bryan Barker (1999)	32
Bryan Anger (2013)	31
Bryan Anger (2012)	31

TOUCHBACKS (MIN. 50 PUNTS)

Adam Podlesh (2007)	2
Bryan Anger (2015)	4
Several players tied	5

KICKOFF RETURNS

Brian Witherspoon (2008)	52
Deji Karim (2010)	50
David Allen (2003)	41
Derrick Wimbush (2005)	39
Jordan Todman (2014)	38
Shyrone Stith (2000)	33
Willie Jackson (1997)	32
Maurice Jones-Drew (2007)	31
Maurice Jones-Drew (2006)	31
Reggie Barlow (1998)	30

KICKOFF RETURN YARDS

Brian Witherspoon (2008)	1,250
Deji Karim (2010)	1,248
Jordan Todman (2014)	972
Derrick Wimbush (2005)	955
Maurice Jones-Drew (2006)	860
David Allen (2003)	831
Maurice Jones-Drew (2007)	811
Shyrone Stith (2000)	785
Reggie Barlow (1998)	747
Jordan Todman (2013)	712

KICKOFF RETURN TOUCHDOWNS

MARQISE LEE (2016)	1
Maurice Jones-Drew (2007)	1
Several players tied	1

KICKOFF RETURN AVERAGE (MIN. 25 RETURNS)

Maurice Jones-Drew (2006)	27.74
Jordan Todman (2013)	27.38
Maurice Jones-Drew (2007)	26.16
Jordan Todman (2014)	25.58
Deji Karim (2010)	24.96
Corey Grant (2017)	24.90
Reggie Barlow (1998)	24.90
Mike Thomas (2009)	24.77

PUNT RETURNS

Alvin Pearman (2005)	49
Reggie Barlow (1998)	43
Damon Gibson (2001)	38
Reggie Barlow (1999)	38
Reggie Barlow (1997)	36
Mike Thomas (2010)	34
Ace Sanders (2014)	32
Chris Hudson (2006)	32
Chris Hudson (1996)	32
Reggie Barlow (2000)	29

PUNT RETURN AVERAGE (MIN. 15 RETURNS)

Rashad Greene Sr. (2015)	16.72
DEDE WESTBROOK (2018)	14.00
Reggie Barlow (1998)	12.91
Bobby Shaw (2002)	12.40
David Allen (2003)	12.00
Reggie Barlow (1997)	11.44
Brian Witherspoon (2008)	11.29
Reggie Barlow (1999)	10.89
Chris Hudson (1996)	10.88
Mike Thomas (2010)	10.53

PUNT RETURN YARDS

Reggie Barlow (1998)	555
Reggie Barlow (1999)	414
Reggie Barlow (1997)	412
Alvin Pearman (2005)	410
Mike Thomas (2010)	358
Chris Hudson (1996)	348
Damon Gibson (2001)	333
David Allen (2003)	324
Bobby Shaw (2002)	310
Rashad Greene (2015)	301

PUNT RETURN TOUCHDOWNS

DEDE WESTBROOK (2018)	1
Jaydon Mickens (2017)	1
Rashad Greene Sr. (2015)	1
Mike Thomas (2010)	1
Bobby Shaw (2002)	1
Reggie Barlow (1998, 1999)	1



DEFENSE

INTERCEPTIONS

Rashean Mathis (2006)	8
A.J. BOUYE (2017)	6
Marlon McCree (2002)	6
Aaron Beasley (1999)	6
Reggie Nelson (2007)	5
Rashean Mathis (2005)	5
Donovin Darius (2004)	5
Rashean Mathis (2004)	5
Deon Figures (1997)	5
Several players tied	4

INTs RETURNED FOR TOUCHDOWN

Rashean Mathis (2008)	2
Aaron Beasley (1999)	2
Several players tied	1

SACKS

CALAIS CAMPBELL (2017)	14.5
YANNICK NGAKOUE (2017)	12.0
Tony Brackens (1999)	12.0
Tony Brackens (2001)	11.0
CALAIS CAMPBELL (2018)	10.5
Kevin Hardy (1999)	10.5

TACKLES

Paul Posluszny (2012)	231
Hardy Nickerson (2001)	230
Russell Allen (2012)	201
Paul Posluszny (2011)	192
Mike Peterson (2005)	190
Wali Rainer (2002)	188
Kevin Hardy (1998)	186
Mike Peterson (2004)	178

SINGLE-SEASON RECORDS



DEFENSE & FUMBLES

TAKEAWAYS

Donovin Darius (2004).....	9
Rashean Mathis (2006).....	8
Marlon McCree (2002).....	6
Aaron Beasley (1999).....	6

FORCED FUMBLES

Tony Brackens (1999).....	8
YANNICK NGAKOUÉ (2017)	6
Tony Brackens (1997).....	6

FUMBLES

Blake Bortles (2015).....	14
Blaine Gabbert (2011).....	14
David Garrard (2009).....	14
Mark Brunell (1996).....	13
David Garrard (2010).....	11
Byron Leftwich (2003).....	11

OPPONENT FUMBLE RECOVERIES

Donovin Darius (2004).....	4
Bryan Schwartz (1998).....	4

FUMBLES LOST

David Garrard (2009).....	8
Blake Bortles (2016).....	6
Byron Leftwich (2003).....	6
Blake Bortles (2015).....	5
Blaine Gabbert (2011).....	5
Blake Bortles (2018).....	4
David Garrard (2010).....	4
Several players tied.....	3

SINGLE-GAME RECORDS

SCORING

POINTS

James Stewart (Oct. 12, 1997 vs. Phi.).....	30
Maurice Jones-Drew (Dec. 11, 2011 vs. T.B.).....	24
Fred Taylor (Nov. 19, 2000 at Pit.).....	24
Several players tied.....	18

FIELD GOALS


Josh Scobee (Oct. 10, 2010 at Buf.).....	5
Josh Scobee (Nov. 25, 2007 vs. Buf.).....	5
Mike Hollis (Sept. 10, 2000 at Bal.).....	5
Mike Hollis (Nov. 30, 1997 vs. Bal.).....	5
Mike Hollis (Dec. 1, 1996 vs. Cin.).....	5
Several players tied.....	4

TOUCHDOWNS

James Stewart (Oct. 12, 1997 vs. Phi.).....	5
Maurice Jones-Drew (Dec. 11, 2011 vs. T.B.).....	4
Fred Taylor (Nov. 19, 2000 at Pit.).....	4
Several players tied.....	3

EXTRA POINTS

Josh Scobee (Dec. 23, 2007 vs. Oak.).....	7
JOSH LAMBO (Dec. 17, 2017 vs. Hou.)	6
Mike Hollis (Dec. 3, 2000 vs. Cle.).....	6
Mike Hollis (Nov. 1, 1998 at Bal.).....	6
Several players tied.....	5



PASSING

PASSING YARDS

Mark Brunell (Sept. 22, 1996 at N.E.).....	432
Blake Bortles (Oct. 7, 2018 at K.C.).....	430
Mark Brunell (Oct. 20, 1996 at STL).....	421
Blake Bortles (Sept. 30, 2018 vs. NYJ).....	388
Mark Brunell (Sept. 10, 2000 at Bal.).....	386
Blake Bortles (Dec. 24, 2017 at S.F.).....	382
Blake Bortles (Nov. 8, 2015 at NYJ).....	381
Blake Bortles (Sept. 16, 2018 vs. N.E.).....	377
Mark Brunell (Sept. 20, 1998 vs. Bal.).....	376
Blake Bortles (Dec. 27, 2015 at N.O.).....	368
Byron Leftwich (Oct. 10, 2004 at S.D.).....	357
Mark Brunell (Dec. 1, 1996 vs. Cin.).....	356

PASSING TDs

Blake Bortles (Dec. 6, 2015 at Ten.).....	5
Blake Bortles (Sept. 16, 2018).....	4
Blake Bortles (Sept. 24, 2017 vs. Bal.).....	4
Blake Bortles (Oct. 11, 2015 at T.B.).....	4
Chad Henne (Nov. 18, 2012 at Hou.).....	4
David Garrard (Oct. 31, 2010 at Dal.).....	4
Quinn Gray (Dec. 30, 2007 at Hou.).....	4
Mark Brunell (Nov. 29, 1998 at Cin.).....	4

PASS ATTEMPTS

Blake Bortles (Oct. 7, 2018 at K.C.).....	61
Blake Bortles (Oct. 27, 2016 vs. Ten.).....	54
Byron Leftwich (Oct. 10, 2004 at S.D.).....	54
Blake Bortles (Oct. 18, 2015 vs. Hou.).....	53
Mark Brunell (Oct. 20, 1996 at STL).....	52
Blake Bortles (Nov. 12, 2017 vs. LAC).....	51
Chad Henne (Dec. 29, 2013 at Ind.).....	51
Chad Henne (Dec. 23, 2012 vs. N.E.).....	51
Blake Bortles (Dec. 24, 2017 at S.F.).....	50
Blake Bortles (Oct. 4, 2015 at Ind.).....	50
Mark Brunell (Sept. 10, 2000 at Bal.).....	50

INTERCEPTIONS

Mark Brunell (Oct. 20, 1996 at STL).....	5
Blake Bortles (Oct. 7, 2018 at K.C.).....	4
Luke McCown (Sept. 18, 2011 at NYJ).....	4
David Garrard (Sept. 19, 2010 at S.D.).....	4
David Garrard (Nov. 12, 2006 vs. Hou.).....	4
Several players tied.....	3

AVG. GAIN PER ATTEMPT (MIN. 20 ATTEMPTS)

David Garrard (Oct. 21, 2010 at Dal.).....	12.38
Rob Johnson (Aug. 31, 1997 at Bal.).....	12.25
Byron Leftwich (Oct. 5, 2003 vs. S.D.).....	12.00
Mark Brunell (Nov. 1, 1998 at Bal.).....	11.85
Mark Brunell (Nov. 21, 1999 vs. N.O.).....	11.70
Mark Brunell (Sept. 22, 1996 at N.E.).....	11.08

PASS COMPLETIONS

Mark Brunell (Oct. 20, 1996 at STL).....	37
Byron Leftwich (Oct. 10, 2004 at S.D.).....	36
Blake Bortles (Oct. 7, 2018 at K.C.).....	33
Blake Bortles (Oct. 27, 2016 at Ten.).....	33
Blake Bortles (Dec. 24, 2017 at S.F.).....	32
Blake Bortles (Oct. 12, 2014 at Ten.).....	32
Blake Bortles (Nov. 13, 2016 vs. Hou.).....	32
Blake Bortles (Nov. 29, 2015 vs. S.D.).....	30
Blake Bortles (Oct. 18, 2015 vs. Hou.).....	30
Chad Henne (Dec. 29, 2013 at Ind.).....	30
David Garrard (Oct. 18, 2009 vs. STL).....	30
Mark Brunell (Oct. 15, 1995 vs. Chi).....	30

COMPLETION % (MIN. 20 ATTEMPTS)

Mark Brunell (Sept. 7, 2003 at Car.).....	85.2
Mark Brunell (Oct. 29, 2000 at Dal.).....	83.3
Rob Johnson (Aug. 31, 1997 at Bal.).....	83.3
David Garrard (Dec. 2, 2007 at Ind.).....	82.8
David Garrard (Oct. 31, 2010 at Dal.).....	81.0
David Garrard (Oct. 10, 2010 at Buf.).....	80.0
Mark Brunell (Oct. 6, 1996 at N.O.).....	80.0

SINGLE-GAME RECORDS



RUSHING

RUSHING YARDS

Fred Taylor (Nov. 19, 2000 at Pit.).....	234
Fred Taylor (Dec. 21, 2003 vs. N.O.).....	194
Maurice Jones-Drew (Dec. 5, 2010 at Ten.).....	186
Fred Taylor (Dec. 6, 1998 vs. Det.).....	183
LEONARD FOURNETTE (Oct. 8, 2017 at Pit.).....	181
Fred Taylor (Dec. 3, 2000 vs. Cle.).....	181
Maurice Jones-Drew (Sept. 23, 2012 at Ind.).....	177
Maurice Jones-Drew (Nov. 1, 2009 at Ten.).....	177
Maurice Jones-Drew (Jan. 1, 2012 vs. Ind.).....	169
Maurice Jones-Drew (Dec. 10, 2006 vs. Ind.).....	166

RUSHING TOUCHDOWNS

James Stewart (Oct. 12, 1997 vs. Phi.).....	5
Maurice Jones-Drew (Oct. 18, 2009 vs. STL).....	3
Maurice Jones-Drew (Sept. 27, 2009 at Hou.0).....	3
Fred Taylor (Dec. 3, 2000 vs. Cle.).....	3
Fred Taylor (Nov. 19, 2000 at Pit.).....	3
Fred Taylor (Nov. 15, 1998 vs. T.B.).....	3
Several players tied.....	2

RUSHING ATTEMPTS

Fred Taylor (Dec. 21, 2003 vs. N.O.).....	34
Maurice Jones-Drew (Oct. 18, 2009 vs. STL).....	33
Fred Taylor (Nov. 23, 2003 at NYJ).....	32
Fred Taylor (Dec. 17, 2000 at Cin.).....	32
Fred Taylor (Dec. 6, 1998 vs. Det.).....	32
Maurice Jones-Drew (Dec. 5, 2010 at Ten.).....	31
Fred Taylor (Oct. 29, 2000 at Dal.).....	31
Several players tied.....	30

RUSHING AVERAGE (MIN. 10 ATTEMPTS)

Maurice Jones-Drew (Dec. 10, 2006 vs. Ind.).....	11.07
Maurice Jones-Drew (Oct. 14, 2007 vs. Hou.).....	10.42
Fred Taylor (Oct. 31, 1999 at Cin.).....	8.53
Maurice Jones-Drew (Sept. 24, 2006 at Ind.).....	7.92
Stacey Mack (Dec. 30, 2001 vs. K.C.).....	7.81
Fred Taylor (Nov. 19, 2000 at Pit.).....	7.80
Fred Taylor (Oct. 30, 2005 at STL).....	7.50
Fred Taylor (Dec. 19, 2004 at G.B.).....	7.50



RECEIVING & YARDAGE

RECEPTIONS

Keenan McCardell (Oct. 20, 1996 at STL).....	16
Jimmy Smith (Sept. 10, 2000 at Bal.).....	15
Justin Blackmon (Oct. 13, 2013 at Den.).....	14
Jimmy Smith (Jan. 2, 2000 vs. Cin.).....	14
Allen Hurns (Oct. 4, 2015 at Ind.).....	11
Keenan McCardell (Dec. 23, 2000 at NYG).....	11
Keenan McCardell (Oct. 1, 2000 vs. Pit.).....	11
Keenan McCardell (Dec. 7, 1997 vs. N.E.).....	11
Several players tied.....	10

RECEIVING TDs

Mercedes Lewis (Sept. 24, 2017 vs. Bal.).....	3
Allen Robinson (Dec. 6, 2015 at Ten.).....	3
Jimmy Smith (Sept. 10, 2000 at Bal.).....	3
Several players tied.....	2

YARDS PER RECEPTION (MIN. 4 RECEPTIONS)

Justin Blackmon (Nov. 18, 2012 at Hou.).....	33.7
Ernest Wilford (Dec. 24, 2005 at Hou.).....	29.5
Andre Rison (Sept. 22, 1996 at N.E.).....	28.8
Jimmy Smith (Nov. 9, 1997 vs. K.C.).....	28.0

RECEIVING YARDS

Jimmy Smith (Sept. 10, 2000 at Bal.).....	291
Justin Blackmon (Nov. 18, 2012 at Hou.).....	236
Keenan McCardell (Oct. 20, 1996 at STL).....	232
Jimmy Smith (Nov. 21, 1999 vs. N.O.).....	220
Justin Blackmon (Oct. 13, 2013 at Den.).....	190
KEELAN COLE (Dec. 17, 2017 vs. Hou.).....	186
Jimmy Smith (Jan. 2, 2000 vs. Cin.).....	165
Jimmy Smith (Sept. 22, 1997 vs. Pit.).....	164
Jimmy Smith (Dec. 1, 1996 vs. Cin.).....	162
Pete Mitchell (Nov. 19, 1995 at T.B.).....	161

SCRIMMAGE YARDS

Jimmy Smith (Sept. 10, 2000 at Bal.).....	291
Fred Taylor (Nov. 19, 2000 at Pit.).....	248
Fred Taylor (Sept. 29, 2002 vs. NYJ).....	237
Justin Blackmon (Nov. 18, 2012 at Hou.).....	236
Keenan McCardell (Oct. 20, 1996 at STL).....	232
Fred Taylor (Dec. 21, 2003 at N.O.).....	225
Maurice Jones-Drew (Nov. 21, 2010 vs. Cle.).....	220
Jimmy Smith (Nov. 21, 1999 vs. N.O.).....	220
Fred Taylor (Sept. 20, 1998 vs. Bal.).....	213
Fred Taylor (Dec. 6, 1998 vs. Det.).....	206



ALL-PURPOSE YARDS

Maurice Jones-Drew (Dec. 10, 2006 vs. Ind.).....	303
Jimmy Smith (Sept. 10, 2000 at Bal.).....	291
Maurice Jones-Drew (Oct. 14, 2007 vs. Hou.).....	260
Fred Taylor (Nov. 19, 2000 at Pit.).....	248
Maurice Jones-Drew (Sept. 24, 2006 at Ind.).....	244
Fred Taylor (Sept. 29, 2002 vs. NYJ).....	237
Justin Blackmon (Nov. 18, 2012 at Hou.).....	236
Keenan McCardell (Oct. 20, 1996 at STL).....	232
Fred Taylor (Dec. 21, 2003 vs. N.O.).....	225
Several players tied.....	220

PUNTING

PUNTS

Bryan Anger (Sept. 8, 2013 vs. K.C.).....	11
Adam Podlesh (Nov. 16, 2008 vs. Ten.).....	10
Several players tied.....	9

PUNTS INSIDE 20

Bryan Barker (Nov. 14, 1999 vs. Bal.).....	8
Bryan Anger (Nov. 17, 2013 vs. Ari.).....	6
Bryan Barker (Oct. 3, 1999 vs. Pit.).....	6

GROSS AVERAGE (MIN. 4 PUNTS)

Bryan Anger (Dec. 23, 2012 vs. N.E.).....	56.3
Bryan Anger (Oct. 11, 2015 at T.B.).....	55.3
Brad Nortman (Oct. 16, 2016 at Chi.).....	55.0
Bryan Barker (Oct. 19, 1997 at Dal.).....	53.8
Brad Nortman (Oct. 2, 2016 vs. Ind.).....	53.6
Bryan Anger (Sept. 9, 2012 at Min.).....	53.5
Bryan Anger (Sept. 23, 2012 at Ind.).....	53.5

NET AVERAGE (MIN. 4 PUNTS)

Brad Nortman (Oct. 16, 2016 at Chi.).....	52.2
Bryan Anger (Nov. 4, 2012 vs. Det.).....	50.5
LOGAN COOKE (Dec. 16, 2018 vs. Was.).....	50.2
Adam Podlesh (Dec. 23, 2007 vs. Oak.).....	49.8
Chris Hanson (Nov. 10, 2002 vs. Was.).....	48.2



SINGLE-GAME RECORDS



RETURNS

KICKOFF RETURNS

Deji Karim (Oct. 18, 2010 vs. Ten.)	7
Jermaine Lewis (Oct. 10, 2004 at S.D.)	7
Curtis Marsh (Nov. 12, 1995 vs. Sea.)	7
Several players tied	6

KICKOFF RETURN AVERAGE (MIN. 3 RETURNS)

Maurice Jones-Drew (Nov. 4, 2007 at N.O.)	47.33
Derrick Wimbush (Nov. 27, 2005 at Ari.)	46.00
Brian Witherspoon (Sept. 7, 2008 at Ten.)	41.33
Randy Jordan (Oct. 13, 1996 vs. NYJ)	39.67
Tiquan Underwood (Sept. 12, 2010 vs. Den.)	38.33

KICKOFF RETURN YARDS

Reggie Barlow (Oct. 25, 1998 at Den.)	206
Jordan Todman (Sept. 28, 2014 at S.D.)	174
Jordan Todman (Nov. 2, 2014 at Cin.)	173
Curtis Marsh (Nov. 12, 1995 vs. Sea.)	169
Deji Karim (Oct. 18, 2010 vs. Ten.)	168
Reggie Barlow (Dec. 7, 1997 vs. N.E.)	157
Rashad Jennings (Nov. 18, 2012 at Hou.)	149
David Allen (Dec. 14, 2003 at N.E.)	147
Alvis Whitted (Dec. 26, 1999 at Ten.)	147
Mike Thomas (Nov. 1, 2009 at Ten.)	146

KICKOFF RETURN TDs

Marqise Lee (Dec. 18, 2016 at Hou.)	1
Maurice Jones-Drew (Nov. 4, 2007 at N.O.)	1
Maurice Jones-Drew (Dec. 10, 2006 vs. Ind.)	1
Derrick Wimbush (Nov. 27, 2005 at Ari.)	1
Elvis Joseph (Nov. 18, 2001 at Pit.)	1
Alvis Whitted (Dec. 26, 1999 at Ten.)	1
Reggie Barlow (Dec. 7, 1997 vs. N.E.)	1

PUNT RETURN YARDS

Reggie Barlow (Sept. 13, 1998 vs. K.C.)	134
Mike Thomas (Dec. 19, 2010 at Ind.)	99
DEDE WESTBROOK (Dec. 16, 2018 vs. Was.)	84
Jaydon Mickens (Dec. 10, 2017 vs. Sea.)	82
Desmond Howard (Sept. 24, 1995 vs. G.B.)	82
Reggie Barlow (Sept. 20, 1998 vs. Bal.)	81
Reggie Barlow (Nov. 21, 1999 vs. N.O.)	80
Reggie Barlow (Nov. 23, 1997 at Cin.)	79
Jermaine Lewis (Sept. 19, 2004 vs. Den.)	78
Rashad Greene Sr. (Nov. 19, 2015 vs. Ten.)	76
Reggie Barlow (Nov. 2, 1997 at Ten.)	76

PUNT RETURN YARD AVG.

Reggie Barlow (Sept. 13, 1998 vs. K.C.)	44.67
DEDE WESTBROOK (Dec. 16, 2018 vs. Was.)	28.00
Reggie Barlow (Nov. 23, 1997 at Cin.)	26.33
Reggie Barlow (Nov. 2, 1997 at Ten.)	25.33
Mike Thomas (Dec. 19, 2010 at Ind.)	24.75
Reggie Barlow (Nov. 29, 1998 at Cin.)	23.00
Bobby Shaw (Oct. 6, 2002 vs. Phi.)	21.00
Brian Witherspoon (Nov. 29, 2009 at S.F.)	21.00
Desmond Howard (Sept. 24, 1995 vs. G.B.)	20.50



PUNT RETURNS

Alvin Pearman (Dec. 18, 2005 vs. S.F.)	7
Alvin Pearman (Nov. 13, 2005 vs. Bal.)	7
Ace Sanders (Nov. 17, 2013 vs. Ari.)	6
Mike Thomas (Oct. 24, 2011 vs. Bal.)	6
David Allen (Dec. 7, 2003 vs. Hou.)	6
Reggie Barlow (Dec. 3, 2000 vs. Cle.)	6
R. Jay Soward (Oct. 8, 2000 vs. Bal.)	6
Reggie Barlow (Nov. 14, 1999 vs. Bal.)	6
Reggie Barlow (Sept. 20, 1998 vs. Bal.)	6
Several players tied	5

PUNT RETURN TDs

DEDE WESTBROOK (Dec. 16, 2018 vs. Was.)	1
Jaydon Mickens (Nov. 5, 2017 vs. Cin.)	1
Rashad Greene Sr. (Dec. 13, 2015 vs. Ind.)	1
Mike Thomas (Dec. 19, 2010 at Ind.)	1
Bobby Shaw (Oct. 6, 2002 vs. Phi.)	1
Reggie Barlow (Nov. 21, 1999 vs. N.O.)	1
Reggie Barlow (Sept. 13, 1998 vs. K.C.)	1

DEFENSE, FUMBLES & BLOCKS

INTERCEPTIONS

JALEN RAMSEY (Nov. 18, 2018 vs. Pit)	2
A.J. BOUYE (Dec. 10, 2017 vs. Sea.)	2
Tashaun Gipson (Oct. 8, 2017 AT PIT)	2
Davon House (Nov. 15, 2015 at Bal.)	2
Derek Cox (Oct. 31, 2010 at Dal.)	2
Rashean Mathis (Nov. 5, 2006 vs. Ten.)	2
Rashean Mathis (Sept. 18, 2006 vs. Pit.)	2
Terry Cousin (Nov. 13, 2005 vs. Bal.)	2
Rashean Mathis (Oct. 30, 2005 at STL)	2
Donovin Darius (Jan. 2, 2005 at Oak.)	2
Rashean Mathis (Dec. 19, 2004 at G.B.)	2
Marlon McCree (Sept. 15, 2002 at K.C.)	2
Rayna Stewart (Sept. 10, 2000 at Bal.)	2
Aaron Beasley (Sept. 12, 1999 vs. S.F.)	2
Deon Figures (Aug. 31, 1997 at Bal.)	2

OPPONENT FUMBLE RECOVERIES

Telvin Smith (Nov. 23, 2014 at Ind.)	2
Tony Brackens (Sept. 29, 1996 vs. Car.)	2
Darren Carrington (Oct. 1, 1995 at Hou.)	2

TACKLES

Hardy Nickerson (Nov. 25, 2001 vs. Bal.)	23
Russell Allen (Sept. 16, 2012 vs. Hou.)	22
Wali Rainer (Oct. 13, 2002 at Ten.)	22
T.J. Slaughter (Nov. 25, 2001 vs. Bal.)	22
Paul Posluszny (Dec. 19, 2012 at Mia.)	21
Bryan Schwartz (Dec. 17, 1995 at Det.)	21
Russell Allen (Nov. 18, 2012 at Hou.)	20
Daryl Smith (Dec. 18, 2010 at Ind.)	20
Kevin Hardy (Nov. 1, 1998 at Bal.)	20

INTs RETURNED FOR TOUCHDOWN

Telvin Smith (Dec. 23, 2018 at Mia.)	1
MYLES JACK (Sept. 9, 2018 at NYG)	1
Barry Church (Oct. 8, 2017 at Pit.)	1
Telvin Smith (Oct. 8, 2017 at Pit.)	1
JALEN RAMSEY (Dec. 24, 2016 vs. Ten.)	1
Telvin Smith (Oct. 25, 2015 vs. Buf.)	1
Dwayne Gratz (Dec. 28, 2014 at Hou.)	1
Paul Posluszny (Oct. 13, 2013 at Den.)	1
Rashean Mathis (Sept. 21, 2008 at Ind.)	1
Rashean Mathis (Oct. 5, 2008 vs. Pit.)	1
Clint Ingram (Dec. 9, 2007 vs. Car.)	1
Aaron Glenn (Oct. 28, 2007 at T.B.)	1
Scott Starks (Nov. 5, 2006 vs. Ten.)	1
Mike Peterson (Nov. 13, 2005 vs. Bal.)	1
Rashean Mathis (Oct. 16, 2005 at Pit.)	1
Tony Brackens (Nov. 28, 1999 at Bal.)	1
Aaron Beasley (Sept. 26, 1999 vs. Ten.)	1
Aaron Beasley (Sept. 12, 1999 vs. S.F.)	1
Mickey Washington (Oct. 22, 1995 at Cle.)	1

SACKS

CALAIS CAMPBELL (Sept. 10, 2017 at Hou.)	4.0
Chris Clemons (Nov. 23, 2014 at Ind.)	3.0
Paul Spicer (Sept. 25, 2005 at NYJ)	3.0
John Henderson (Oct. 6, 2002 vs. Phi.)	3.0
Kelvin Prichett (Oct. 5, 1997 vs. Cin.)	3.0

TAKEAWAYS

Darren Carrington (Oct. 1, 1995 at Hou.)	3
--	---

FORCED FUMBLES

Tony Brackens (Oct. 3, 1999 vs. Pit.)	3
Several players tied	2

BLOCKED FIELD GOALS

Tyson Alualu (Dec. 27, 2015 at N.O.)	1
Chris Clemons (Sept. 13, 2015 vs. Car.)	1
Rashean Mathis (Oct. 2, 2005 vs. Den.)	1
John Henderson (Dec. 8, 2002 vs. Cle.)	1
Marcus Stroud (Sept. 8, 2002 vs. Ind.)	1
Marcus Stroud (Dec. 3, 2001 vs. G.B.)	1
Clyde Simmons (Sept. 22, 1997 vs. Pit.)	1
Clyde Simmons (Dec. 1, 1996 vs. Cin.)	1

BLOCKED PUNTS

Dan Skuta (Jan. 1, 2017 at IND)	1
Hayes Pullard III (Nov. 29, 2015 vs. S.D.)	1
J.T. Thomas (Sept. 8, 2013 vs. K.C.)	1
Mike Harris (Dec. 30, 2012 at Ten.)	1
Kassim Osgood (Dec. 15, 2011 at Atl.)	1
Rashad Jennings (Sept. 19, 2010 at S.D.)	1
Jorge Cordova (Dec. 10, 2006 vs. Ind.)	1
Gerald Sensabaugh (Oct. 8, 2006 vs. NYJ)	1
Derrick Wimbush (Oct. 9, 2005 vs. Cin.)	1
Eric Westmoreland (Oct. 27, 2002 vs. Hou.)	1
Donovin Darius (Sept. 10, 2001 vs. Pit.)	1
Donovin Darius (Oct. 1, 2000 vs. Pit.)	1
Dave Thomas (Nov. 14, 1999 vs. Bal.)	1
Alvis Whitted (Nov. 1, 1998 at Bal.)	1
Dave Thomas (Oct. 12, 1997 vs. Phi.)	1
Mike Dumas (Dec. 3, 1995 at Den.)	1

TEAM RECORDS



SCORING & PASSING

POINTS (SEASON)

Fred Taylor (1998).....	102
Maurice Jones-Drew (2006).....	96
Josh Scobee (2004).....	93
Seth Marler (2003).....	90
LEONARD FOURNETTE (2017).....	79
Allen Hurns (2014).....	36
Justin Blackmon (2012).....	32
Willie Jackson (1995).....	32
Matt Jones (2005).....	30
Hayden Epstein (2002).....	28

TOUCHDOWNS (SEASON)

Fred Taylor (1998).....	17
Maurice Jones-Drew (2006).....	16
LEONARD FOURNETTE (2017).....	9
Allen Hurns (2014).....	6
Matt Jones (2005).....	5
Justin Blackmon (2012).....	5
Greg Jones (2004).....	3
LaBrandon Toefield (2003).....	3
Elvis Joseph (2001).....	3
James Stewart (1995).....	3

PASSING YARDS (SEASON)

Blake Bortles (2014).....	2,908
Byron Leftwich (2003).....	2,819
Blaine Gabbert (2011).....	2,214
Jonathan Quinn (1998).....	387
David Garrard (2002).....	231
LaBrandon Toefield (2003).....	32
Rob Johnson (1995).....	24
Ace Sanders (2013).....	21
Matt Jones (2005).....	12

PASSING YARDS (GAME)

Blake Bortles (Oct. 12, 2014 at Ten.).....	336
Byron Leftwich (Oct. 5, 2003 vs. S.D.).....	336
Blake Bortles (Nov. 9, 2014 vs. Dal.).....	290
Byron Leftwich (Dec. 14, 2003).....	288
Byron Leftwich (Oct. 12, 2003).....	256
Blake Bortles (Sept. 28, 2014 at S.D.).....	254
Blake Bortles (Nov. 2, 2014 at Cin.).....	247
Byron Leftwich (Sept. 28, 2003 at Hou.).....	231
Byron Leftwich (Nov. 30, 2003 vs. T.B.).....	224
Blake Bortles (Sept. 21, 2014 vs. Ind.).....	223

PASS ATTEMPTS (SEASON)

Blake Bortles (2014).....	475
Byron Leftwich (2003).....	418
Blaine Gabbert (2011).....	413
Jonathan Quinn (1998).....	64
David Garrard (2002).....	46
Rob Johnson (1995).....	7
Matt Jones (2005).....	3
LaBrandon Toefield (2003).....	2
Ace Sanders (2013).....	1

PASS ATTEMPTS (GAME)

Blake Bortles (Oct. 12, 2014 at Ten.).....	46
Byron Leftwich (Oct. 12, 2003 vs. Mia.).....	42
Blaine Gabbert (Dec. 24, 2011 at Ten.).....	42
Blaine Gabbert (Oct. 2, 2011 vs. N.O.).....	42
Blaine Gabbert (Nov. 20, 2011 at Cle.).....	41
Byron Leftwich (Dec. 14, 2003 at N.E.).....	40
Blake Bortles (Dec. 14, 2014 at Bal.).....	37
Blake Bortles (Dec. 7, 2014 vs. Hou.).....	39
Blake Bortles (Nov. 9, 2014 vs. Dal.).....	37
Blake Bortles (Sept. 28, 2014 at S.D.).....	37

PASS COMPLETIONS (SEASON)

Blake Bortles (2014).....	280
Byron Leftwich (2003).....	239
Blaine Gabbert (2011).....	210
Jonathan Quinn (1998).....	34
David Garrard (2002).....	23
Rob Johnson (1995).....	3
Matt Jones (2005).....	2
LaBrandon Toefield (2003).....	1
Ace Sanders (2013).....	1

PASS COMPLETIONS (GAME)

Blake Bortles (Oct. 12, 2014 at Ten.).....	32
Blake Bortles (Sept. 28, 2014 at S.D.).....	29
Byron Leftwich (Oct. 12, 2003 vs. Mia.).....	24
Blake Bortles (Nov. 9, 2014 vs. Dal.).....	22
Blake Bortles (Nov. 2, 2014 at Cin.).....	22
Blake Bortles (Oct. 5, 2014 vs. Pit.).....	22
Blaine Gabbert (Nov. 20, 2011 at Cle.).....	22
Byron Leftwich (Nov. 2, 2003 at Bal.).....	22
Several players tied.....	21

PASSING TDs (SEASON)

Byron Leftwich (2003).....	14
Blaine Gabbert (2011).....	12
Blake Bortles (2014).....	11
Jonathan Quinn (1998).....	2
David Garrard (2002).....	1
Ace Sanders (2013).....	1

PASSING TDs (GAME)

Blake Bortles (Nov. 2, 2014 at Cin.).....	2
Blake Bortles (Sept. 21, 2014 vs. Ind.).....	2
Blaine Gabbert (Dec. 11, 2011 vs. T.B.).....	2
Blaine Gabbert (Dec. 5, 2011 vs. S.D.).....	2
Byron Leftwich (Oct. 5, 2003 vs. S.D.).....	2
Byron Leftwich (Nov. 30, 2003 vs. T.B.).....	2
Several players tied.....	1

INTERCEPTIONS (SEASON)

Blake Bortles (2014).....	17
Byron Leftwich (2003).....	16
Blaine Gabbert (2011).....	11
Jonathan Quinn (1998).....	3
David Garrard (2002).....	2
Rob Johnson (1995).....	1

INTERCEPTIONS (GAME)

Blake Bortles (Oct. 19, 2014 vs. Cle.).....	3
Byron Leftwich (Oct. 12, 2003 vs. Mia.).....	3
Byron Leftwich (Sept. 28, 2003 at Hou.).....	3
Several players tied.....	2



RUSHING

RUSHING YARDS (SEASON)

Fred Taylor (1998).....	1,223
LEONARD FOURNETTE (2017).....	1,040
Maurice Jones-Drew (2006).....	941
T.J. Yeldon (2015).....	740
James Stewart (1995).....	525
Blake Bortles (2014).....	419
Elvis Joseph (2001).....	294
LaBrandon Toefield (2003).....	212
Rashad Jennings (2009).....	202
Greg Jones (2004).....	162
Deji Karim (2010).....	160

RUSHING YARDS (GAME)

Fred Taylor (Dec. 6, 1998 vs. Det.).....	183
LEONARD FOURNETTE (Oct. 8, 2017 at Pit.).....	181
Maurice Jones-Drew (Dec. 10, 2006 vs. Ind.).....	166
Maurice Jones-Drew (Dec. 24, 2006 vs. N.E.).....	131
LEONARD FOURNETTE (Oct. 15, 2017 vs. LAR) ..	130
Fred Taylor (Nov. 15, 1998 vs. T.B.).....	128
Fred Taylor (Sept. 20, 1998 vs. Bal.).....	128
Fred Taylor (Nov. 8, 1998 vs. Cin.).....	118
Fred Taylor (Sept. 27, 1998 at Ten.).....	116
T.J. Yeldon (Oct. 25, 2015 vs. Buf.).....	115

RUSHING ATTEMPTS (SEASON)

LEONARD FOURNETTE (2017).....	268
Fred Taylor (2003).....	264
T.J. Yeldon (2015).....	182
Maurice Jones-Drew (2006).....	166
James Stewart (1995).....	137
Elvis Joseph (2001).....	68
Greg Jones (2004).....	62
Blake Bortles (2014).....	56
LaBrandon Toefield (2003).....	53
Blaine Gabbert (2011).....	48

SINGLE-GAME RECORDS



RUSHING

RUSHING ATTEMPTS (GAME)	
Fred Taylor (Dec. 6, 1998 vs. Det.)	32
LEONARD FOURNETTE (Oct. 8, 2017 at Pit.)	28
LEONARD FOURNETTE (Nov. 19, 2017 at Cle.)	28
Fred Taylor (Nov. 8, 1998 vs. Cin.)	27
LEONARD FOURNETTE (Sept. 10, 2017 at Hou.)	26
Maurice Jones-Drew (Dec. 17, 2006 at Ten.)	25
Fred Taylor (Sept. 27, 1998 at Ten.)	25
T.J. Yeldon (Sept. 20, 2015 vs. Mia.)	25
LEONARD FOURNETTE (Dec. 10, 2017 vs. Sea.)	24
LEONARD FOURNETTE (Oct. 1, 2017 at NYJ)	24
Fred Taylor (Dec. 20, 1998 at Min.)	23
Fred Taylor (Sept. 20, 1998 vs. Bal.)	23

RUSHING TDs (SEASON)	
Fred Taylor (1998)	14
Maurice Jones-Drew (2006)	13
LEONARD FOURNETTE (2017)	9
Greg Jones (2004)	3
T.J. Yeldon (2015)	2
Storm Johnson (2014)	2
Byron Leftwich (2003)	2
LaBrandon Toefield (2003)	2
David Garrard (2002)	2
James Stewart (1995)	2

RUSHING TDs (GAME)	
Fred Taylor (Nov. 15, 1998 vs. T.B.)	3
LEONARD FOURNETTE (Oct. 8, 2017)	2
Maurice Jones-Drew (Dec. 24, 2006 vs. N.E.)	2
Maurice Jones-Drew (Dec. 10, 2006 vs. Ind.)	2
Maurice Jones-Drew (Oct. 8, 2006 vs. NYJ)	2
David Garrard (Oct. 13, 2002 at Ten.)	2
Fred Taylor (Oct. 12, 1998 vs. Mia.)	2
Fred Taylor (Dec. 6, 1998 vs. Det.)	2
Several players tied	1

RECEIVING & YARDAGE

RECEPTIONS (SEASON)	
Justin Blackmon (2012)	64
Willie Jackson (1995)	53
Allen Hurns (2014)	51
Ace Sanders (2013)	51
Allen Robinson (2014)	48
Mike Thomas (2009)	48
Maurice Jones-Drew (2006)	46
Fred Taylor (1998)	44
KEELAN COLE (2017)	42
Pete Mitchell (1995)	41

RECEPTIONS (GAME)	
Pete Mitchell (Nov. 19, 1995 at T.B.)	10
Fred Taylor (Sept. 20, 1998 vs. Bal.)	9
Allen Robinson (Oct. 12, 2014 at Ten.)	8
Ace Sanders (Dec. 1, 2013 at Cle.)	8
Ace Sanders (Nov. 17, 2013 vs. Ari.)	8
Zach Miller (Jan. 3, 2010 at Cle.)	8
Several players tied	7

RECEIVING YARDS (SEASON)	
Justin Blackmon (2012)	865
KEELAN COLE (2017)	748
Allen Hurns (2014)	677
Willie Jackson (1995)	589
Allen Robinson (2014)	548
Pete Mitchell (1995)	527
Ace Sanders (2013)	484
Mike Thomas (2009)	453
Maurice Jones-Drew (2006)	436
Matt Jones (2005)	432

RECEIVING TDs (SEASON)	
Allen Hurns (2014)	6
Justin Blackmon (2012)	5
Matt Jones (2005)	5
Willie Jackson (1995)	5
KEELAN COLE (2017)	3
Fred Taylor (1998)	3
Several players tied	2

YARDS/REC. (SEASON) (MIN. 25 RECEPTIONS)	
KEELAN COLE (2017)	17.80
Justin Blackmon (2012)	13.52
Allen Hurns (2014)	13.27
Pete Mitchell (1995)	12.85
Matt Jones (2005)	12.00
Allen Robinson (2014)	11.42
Marqise Lee (2014)	11.41
Willie Jackson (1995)	11.11
Reggie Williams (2004)	9.93
Fred Taylor (1998)	9.57
Ace Sanders (2013)	9.49

YARDS/REC. (GAME) (MIN. 4 RECEPTIONS)	
Justin Blackmon (Nov. 18, 2012 at Hou.)	33.71
Allen Hurns (Sept. 7, 2014 at Phi.)	27.50
KEELAN COLE (Dec. 17, 2017 vs. Hou.)	26.6
Matt Jones (Nov. 13, 2005 vs. Bal.)	23.40
Willie Jackson (Dec. 24, 1995 vs. Cle.)	20.25
T.J. Yeldon (Dec. 6, 2015 at Ten.)	19.75
Willie Jackson (Dec. 10, 1995 vs. Ind.)	18.83
Allen Robinson (Sept. 14, 2014 at Was.)	18.75

SCRIMMAGE YARDS (SEASON)	
Fred Taylor (1998)	1,644
Maurice Jones-Drew (2006)	1,377
LEONARD FOURNETTE (2017)	1,342
T.J. Yeldon (2015)	1,019
Justin Blackmon (2012)	888
KEELAN COLE (2017)	748
James Stewart (1995)	715
Allen Hurns (2014)	677

ALL-PURPOSE YARDS (SEASON)	
Maurice Jones-Drew (2006)	2,250
Fred Taylor (1998)	1,653
Brian Witherspoon (2008)	1,442
Deji Karim (2010)	1,418
LEONARD FOURNETTE (2017)	1,342
Mike Thomas (2009)	1,301
David Allen (2003)	1,223

100-YARD RECEIVING GAMES (SEASON)	
KEELAN COLE (2017)	2
Allen Hurns (2014)	2
Justin Blackmon (2012)	1
Matt Jones (2005)	1
Pete Mitchell (1995)	1

DEFENSE



SACKS (SEASON)	
YANNICK NGAKOU (2016)	8.0
Tony Brackens (1996)	7.0
John Henderson (2002)	6.5
Kevin Hardy (1996)	5.5
Tyson Alualu (2010)	3.5
Derrick Harvey (2008)	3.5
Bobby McCray (2004)	3.5
Chris Smith (2014)	3.0
Akin Ayodele (2002)	3.0
Larry Smith (1999)	3.0

TACKLES (SEASON)	
Bryan Schwartz (1995)	161
Kevin Hardy (1996)	130
Clint Ingram (2006)	117
Akin Ayodele (2002)	108
T.J. Slaughter (2000)	108

INTERCEPTIONS (SEASON)	
Reggie Nelson (2007)	5
Derek Cox (2009)	4
Several players tied	2

TACKLES (GAME)	
Bryan Schwartz (Dec. 17, 1995 at Det.)	21
Bryan Schwartz (Dec. 24, 1995 vs. Cle.)	19
Bryan Schwartz (Dec. 10, 1995 vs. Ind.)	17

TAKEAWAYS (SEASON)	
Derek Cox (2009)	5
Reggie Nelson (2007)	5
Fernando Bryant (1999)	5



SINGLE-GAME RECORDS

SCORING

POINTS

Derrick Henry, Tennessee (12/6/18).....	24
Jeff Reed, Pittsburgh (12/1/02).....	19

TOUCHDOWNS

Derrick Henry, Tennessee (12/6/18).....	4
Several players tied (D. Martin, T.B., 2013)	3

PASSING

PASSING YARDS

Matt Schaub, Hou. (11/18/12).....	527
Drew Brees, N.O. (11/4/07).....	445
Peyton Manning, Ind. (9/25/00).....	440
Carson Palmer, Ari. (11/17/13).....	419
Drew Brees, N.O. (12/27/15).....	412

PASS ATTEMPTS

Matt Schaub, Hou. (11/16/12).....	55
Andrew Luck, Ind. (12/2/18).....	52
Vinny Testaverde, Bal. (11/24/96).....	50
Rich Gannon, K.C. (11/9/97).....	50
Shane Matthews, Was. (11/10/02).....	50
Peyton Manning, Ind. (12/10/06).....	50

INTERCEPTIONS THROWN

Ben Roethlisberger, Pit. (10/8/17).....	5
Jon Kitna, Dal. (10/31/10).....	4
Several players tied (J. Russell, Oak. 2007).....	3

TOUCHDOWN PASSES

Steve McNair, Ten. (12/26/99).....	5
Tony Banks, Bal. (9/10/00).....	5
Matt Schaub, Hou. (11/18/12).....	5
Several players tied (P. Rivers, S.D., 2015).....	4

PASS COMPLETIONS

Matt Schaub, Hou. (11/18/12).....	43
Drew Brees, N.O. (11/4/07).....	35
Jon Kitna, Dal. (10/31/10).....	34
Joe Flacco, Bal. (11/15/15).....	34
Three players tied.....	33

YARDAGE

SCRIMMAGE YARDS

Andre Johnson, Hou. (11/18/12).....	273
Josh Gordon, Cle. (12/1/13).....	261
Chris Johnson, Ten. (11/1/09).....	239
Derrick Henry, Ten. (12/6/18).....	238
Terrell Davis, Den. (10/25/98).....	212

RUSHING

RUSHING YARDS

Derrick Henry, Ten. (12/6/18).....	238
Chris Johnson, Ten. (11/1/09).....	228
Arian Foster, Hou. (1/2/10).....	180
Steven Jackson, Stl. (10/30/05).....	179
Shawn Alexander, Sea. (10/7/01).....	176

RUSHING ATTEMPTS

Terry Allen, Was. (9/28/97).....	36
Several players tied (A. Foster, Hou., 2011).....	33

LONGEST RUSHING TDs

Chris Johnson, Ten. (11/1/09).....	89
Marcus Mariota, Ten. (12/6/15).....	87
Joey Galloway, Sea. (11/12/95).....	86
LeSean McCoy, Buf. (11/27/16).....	75
Bilal Powell, NYJ (10/1/17).....	75

RUSHING TOUCHDOWNS

Derrick Henry, Ten. (12/6/18).....	4
------------------------------------	---

ALL-PURPOSE YARDS

Andre Johnson, Hou. (11/18/12).....	273
Ridel Anthony, T.B. (11/15/98).....	269
Josh Gordon, Cle. (12/1/13).....	261
Eddy Drummond, Det. (11/14/04).....	257
Andre Davis, Hou. (12/30/07).....	254

KICKING

FIELD GOALS

Jeff Reed, Pit. (12/1/02).....	6
Adam Vinatieri, N.E. (9/22/96).....	5
Matt Stover, Bal. (10/8/00).....	5

LONGEST FIELD GOALS

Jason Elam, Den. (10/25/98).....	63
Blair Walsh, Min. (9/9/12).....	55
Ryan Longwell, Min. (11/23/08).....	54
Several players tied (N. Rackers, Hou., 2011).....	53

EXTRA POINTS

Several players tied (P. Dawson, S.F., 2013).....	6
---	---

MOST BLOCKED KICKS (FGs, PATs)

Several players tied (Z. Smith, Bal., 2015).....	1
--	---

RECEIVING

RECEPTIONS

Reggie Wayne, Ind. (10/3/10).....	15
Tim Brown, Oak. (12/21/97).....	14
David Boston, S.D. (10/5/03).....	14
Andre Johnson, Hou. (11/18/12).....	14
Several players tied (A. Johnson, Hou. 2013).....	13

RECEIVING YARDS

Andre Johnson, Hou. (11/18/12).....	273
Josh Gordon, Cle. (12/1/13).....	261
Albert Connell, Was. (10/22/00).....	211
Terrell Owens, Buf. (11/22/09).....	197
Several players tied (R. Wayne, Ind., 2010).....	196

LONGEST RECEPTIONS

Terrell Owens, Buf. (11/22/09).....	98
Josh Gordon, Cle. (12/1/13).....	95
Michael Floyd, Ari. (11/17/13).....	91
Kevin Curtis, Stl. (10/30/05).....	83
Kenny Britt, Ten. (9/11/11).....	80

RECEIVING TOUCHDOWNS

Several players tied (R. Moss, N.E., 2009).....	3
---	---

PUNTING

PUNTS

Chris Gardocki, Cle. (12/3/00).....	12
Several players tied (B. Hartmann, Hou., 2011).....	10

LONGEST PUNTS

Brian Moorman, Buf. (9/12/04).....	80
Josh Miller, Pit. (12/2/99).....	75
Kyle Larson, Cin. (10/9/05).....	75
Craig Hentrich, Ten. (11/5/06).....	73

INSIDE THE 20 (MIN. 5 PUNTS)

Several players tied (D. Colquitt, K.C., 2013).....	5
---	---

GROSS AVERAGE (MIN. 4 PUNTS)

Craig Hentrich, Ten. (11/4/01).....	57.5
Mat McBriar, Dal. (9/10/06).....	53.2
Josh Miller, Pit. (12/2/99).....	52.7

TEAM RECORDS



DEFENSE

SACKS

Ryan Kerrigan, Was. (9/14/14).....	4.0
Connor Barwin, Hou. (11/27/11).....	4.0
John Abraham, Atl. (12/15/11).....	3.5
Whitney Mercilus, Hou. (1/3/16).....	3.5

TACKLES

Steven Tulloch, Ten. (12/5/10).....	17
Keith Brooking, Atl. (12/28/03).....	15
Jonathan Joseph, Cin. (11/2/08).....	15
Jerod Mayo, N.E. (12/27/09).....	15

INTERCEPTIONS

Samari Rolle, Ten. (12/26/99).....	3
Several players tied (M.Williams, NYJ, 2015).....	2

LONGEST INTERCEPTION RETURN TDs

Anthony Henry, Cle. (12/16/01).....	97t
Anthony Parker, Stl. (10/20/96).....	92t
Adam Jones, Ten. (12/17/06).....	83t
Matt Giordano, Stl. (10/6/12).....	82t

RETURNS

PUNT RETURNS

Jacoby Jones, Hou. (11/27/11).....	7
Dexter McCluster, K.C. (9/8/13).....	7
Several players tied (T. Holliday, Hou., 2012).....	6

PUNT RETURN YARDS

Eddie Drummond, Det. (11/14/04).....	199
Darius Reynaud, Ten. (12/30/12).....	160
Jacoby Jones, Hou. (11/27/11).....	116
Roscoe Parrish, Buf. (11/26/06).....	104

LONGEST PUNT RETURNS

Eddie Drummond, Det. (11/14/04).....	83t
Peter Warrick, Cin. (12/17/00).....	82t
Terrence Wilkins, Ind. (9/24/06).....	82t
Roscoe Parrish, Buf. (11/26/06).....	82t

KICKOFF RETURNS

MarTey Jenkins, Ari. (12/10/00).....	8
Nate Jacquet, Min. (12/23/01).....	8
Justin Miller, NYJ (10/8/06).....	8

KICKOFF RETURN YARDS

Andre Davis, Hou. (12/30/07).....	234
Glyn Milburn, Chi. (9/6/98).....	197
Adam Jones, Ten. (11/20/05).....	196

LONGEST KICKOFF RETURNS

Andre Davis, Hou. (12/30/07).....	104t
Pharoh Cooper, LAR (10/15/17).....	103t
Andre Davis, Hou. (12/30/07).....	97t
Aaron Bailey, Ind. (12/10/95).....	95t
Chad Simpson, Ind. (12/17/09).....	93t





FRANCHISE FACTS




DAILY'S PLACE

Capitalizing on the ever-expanding intersection of sports and entertainment, Jaguars Owner Shad Khan partnered with the City of Jacksonville to open Daily's Place. Representing a portion of a \$90 million shared investment in TIAA Bank Field, the state-of-the-art facility includes a 5,500-seat amphitheater and the Dream Finders Home Flex Field, the team's indoor practice facility. The first-ever amphitheater connected to an NFL stadium opened to rave reviews from artists, fans and Jaguars coaches and players in May 2017.

A NEW SOUND DOWNTOWN

A partnership between the Jaguars and the City of Jacksonville, Daily's Place has hosted nearly 320,000 music fans at more than 60 shows to date, including performances by **Dave Matthews** and **Tim Reynolds**, **Kenny Chesney**, **Post Malone**, **Bob Seger** and **Santana**. In 2019, the amphitheater is continuing to diversify its lineup, having already hosted **Lionel Richie**, **Greta Van Fleet** and **Casting Crowns**. During the 2019 season, the venue will welcome **Zac Brown Band**, **Chicago** and **Sting**. Daily's Place was recently ranked the No. 15 in the world by Pollstar, a concert industry trade publication.

Inspired by Radio City Music Hall, the unique, three-tiered, vertical design of the amphitheater at Daily's Place offers unparalleled sight lines from every seat in the venue. The last seat in the house is just 150 feet from the stage, giving every attendee an up-close-and-personal experience with every artist. Its connection to TIAA Bank Field gives attendees access to existing concessions and premium entertainment spaces on every level. The iconic Daily's Place roof that lights up the Jacksonville skyline ensures every seat is protected from the elements.



PRACTICE MAKES PERFECT

The other half of Daily's Place is the 94,000-square foot Dream Finders Home Flex Field, which opened in July 2017 and has become an integral part of the Jaguars' ongoing training regimen. The flex field features a regulation size football field with over 20 feet of auxiliary space around the artificial playing surface. At its highest point along the 50-yard-line, the roof rises nearly 80 feet. Flanked on the north and south side by massive airplane hangar doors, the facility can be used independently or opened up to the amphitheater. When the doors are closed to the flex field, the space is climate-controlled. Since 2017, Daily's Place has also welcomed an additional 115,000 guests for non-musical events in the amphitheater and flex field, such as Florida-Georgia and TaxSlayer Gator Bowl festivities and Jaguars games.



In 2019, Daily's Place has hosted music acts such as **Lionel Richie**, **Greta Van Fleet** and **Casting Crowns**.

THE ROAR AND JAXSON DE VILLE



THE ROAR



THE ROAR, the Jacksonville Jaguars cheerleaders, are an integral part of the Jaguars entertainment package during all home games. Under the direction of **Christy Stechman Zynda**, these NFL cheerleaders captivate fans with their high-energy dance routines. When not on the playing field, they serve as goodwill ambassadors for the Jaguars and the NFL by participating in community, corporate and charitable events throughout Jacksonville and the surrounding areas. Members of THE ROAR have been featured in the Sports Illustrated Swimsuit Edition and in Maxim, and they have been featured in hundreds of television, radio, print and online interviews. All of this is in addition to the hours of rehearsal preparing for game performances and THE Jr. ROAR Cheerleader program and halftime show.

THE ROAR has traveled nationally and internationally to represent the Jaguars and the NFL. They have performed at Walt Disney World, Universal Orlando, Atlantis, Beaches Negril, Senior Bowl and at many events during Super Bowl week in several host cities. THE ROAR has entertained at NFL events in Mexico City and London. Our leading ladies also spend time entertaining our United States troops. Over the years, THE ROAR has visited many of the bases in the continental United States and the Walter Reed National Military Medical Center, along with bases in Greenland, Honduras, Curacao, Egypt, Bahrain, Afghanistan, Kuwait, Puerto Rico and the Andros Island.

THE ROSTER

Name	Occupation	Hometown	Year
Abby	Student	Jacksonville, Fla.	1
Alexandria	Business Analyst	Jacksonville, Fla.	4
Alison	Web Designer	St. Louis, Mo.	5
Allison	Professional Angler	Jacksonville, Fla.	5
Alyvia	Student	Chicago, Ill.	1
Amy	Hospital Coordinator	Jacksonville Beach, Fla.	5
Ashley	Dance Teacher	Norfolk, Va.	1
Belinda	Paralegal	Cocoa Beach, Fla.	3
Brittany	Nanny and Dance Instructor	Brunswick, Ga.	1
Brooke	Graduate Student	Saint Johns, Fla.	2
Dominick	Resource Teacher	Chesapeake, Va.	3
Eden	EKG Technician and Customer Service Rep.	Green Cove Springs, Fla.	1
Emily	Pharmaceutical Sales Representative	Jacksonville, Fla.	5
Erin	Teacher	Jacksonville, Fla.	1
Hailee	Dance Instructor	Jacksonville, Fla.	1
Jada	Health & Wellness Coach	Tampa, Fla.	3
Kayla	Authorization Coordinator	Jacksonville, Fla.	2
Kaylee	Administration	Jacksonville, Fla.	3
Keiko	Dance and Yoga Instructor	Tokyo, Japan	2
Kinsey	Recreation Specialist	Jacksonville, Fla.	4
Lauren	Lawyer	Long Island, N.Y.	1
Lisa	Assistant Fashion Buyer	Jacksonville, Fla.	1
Mandy	Communications & Events Specialist	Corpus Christi, Texas	3
Marisa	Military, Welfare Recreation Assistant	Chicago, Ill.	1
Meredith	Business Assistant	Bonifay, Fla.	3
Nijah	Licensed Practical Nurse	Jacksonville, Fla.	4
Rachel	Legal Assistant	Ft. Lauderdale, Fla.	4
Sandy	Student	Portland, Me.	2
Sara	Sales Manager	Jacksonville, Fla.	2
Taylor B.	Sales & Marketing Coordinator	Austin, Texas	3
Taylor M.	Dance Teacher	Jacksonville, Fla.	1
Theresa	Project Manager	Orlando, Fla.	2

JAXSON DE VILLE

NFL EXPERIENCE: 24th season

HEIGHT: 8.5 paws (about 7 feet)

WEIGHT: 403 pounds (not a whisker more)

BIRTH DATE: November 30, 1993

HOW ACQUIRED: Was a stray cat found by Wayne Weaver during the construction of TIAA Bank Field and has never left, despite being asked multiple times.

FIRST APPEARANCE: August 18, 1996, Jaguars vs. 49ers preseason game

COLLEGE: Denied admission due to size, but got his MBA from an online college, which he uses quite often when he wants to sound important.

SEASON: Has never seen action in an NFL-sanctioned game ... Has played in several halftime games against some very good Pop Warner teams (9- and 10-year olds) and has done quite well ... The league still refuses to make bigger helmets so he can play ... Due to that, he remains a starter at his All-Pro position, "Left Out!"

STATS: In 2018, completed his 23rd straight season as "The Self-Proclaimed GREATEST MASCOT TO EVER LIVE!" ... does any other stat matter?





JAGUARS UK

The Jacksonville Jaguars will face the Houston Texans in the 2019 International Series. The Week 9 matchup will be played at London's historic Wembley Stadium on Sunday, Nov. 3 at 9:30 a.m. EST.

On Aug. 21, 2012, the Jaguars made history by becoming the first NFL team to commit to playing four home games at Wembley Stadium. Jaguars Owner Shad Khan, along with NFL Commissioner Roger Goodell, announced that the Jaguars would play one game each season in the United Kingdom from 2013-16. That deal was later extended through 2020.

The Jaguars' footprint in London continues to grow, as the team has registered over 90,000 fans in the U.K. and are the third most popular NFL team in merchandise sales. Below is a look at a few programs the Jaguars have brought to the U.K. in an effort to lead the growth of American football:

JAG TAG

In 2015, the Jaguars launched JagTag, a simplified version of touch American football, tailored to a U.K. audience, to help encourage more people to play and understand the game. JagTag is now played in a range of schools across London, Newcastle, Manchester and Portsmouth with over 14,000 children now engaged in the program each year. Thanks to the first-ever Sport England Grant for an American sports program, further geographical expansion throughout the U.K. is planned for 2019, making the game even more accessible to kids across the country. For the first time in 2018, kids involved in the JagTag program became eligible for the LGT Vestra US Gridiron Grant, a co-funded scholarship initiative provided by the Jaguars and Partner LGT Vestra US, offering two deserving recipients a full university scholarship in the U.K. each year.



JAGUARS SE7ENS CUP

In 2018, the Jaguars held the third annual seven-on-seven flag football tournament for players of all abilities, offering a once-in-a-lifetime chance to win a trip to the Super Bowl. The tournament featured two regional brackets in Manchester and London, with close to 1,000 participants taking part from 20 different countries across Europe, before a national final in September at Allianz Park Stadium. The winning team, Danish Dynamite, earned a trip to Super Bowl LIII in Atlanta.

JAGUARS ACADEMY

The fourth Jaguars Academy took place in 2019, with over 100 amateur British and European American football players and coaches attending the three-day residential camp at Brunell University in London. The academy is aimed at players age 18 and above, as well as amateur coaches, and this year's program featured Jaguars alumni **Tony Boselli** and **Mark Brunell**, as well as other NFL legends and coaches. Scouts from 3Step were also in attendance on the lookout for U.K. talent. The academy aims to help improve the skill, tactics and overall knowledge of the sport with an attempt to help raise the standard of the amateur game in the U.K. as well as provide a pathway for U.K. players to further their football experience at a U.S. college. Courtesy of the Jaguars' latest U.K. sponsor Fire & Smoke, the Academy MVP was awarded with a trip to Jacksonville – experiencing a preseason game and conducting one-on-one private sessions with Jaguars coaches and staff.



REWARD ROWS

In 2016, the Jaguars launched the first Reward Rows program to provide 180 children taking part in the JagTag program the chance to attend the Jaguars game at Wembley for free. In 2018, thanks to the Jaguars Founding Partner LGT Vestra US, the Jaguars increased the number of participants to 560 in order to reward them for their involvement in JagTag, good behavior and involvement in the community. 2019 will see the program return for its fourth year, opening up to all of the newly acquired schools taking part on JagTag and continuing to provide kids playing football throughout the U.K. with a reason to work hard and to better themselves.


LYCAMOBILE JAGUARS JAM

In 2017, the Jaguars launched the first weekly press conference exclusively for U.K. media and fans with prominent current Jaguars players in order to grow the affiliation with Jaguars players and team. The press conference was streamed on Jaguars social media channels, engaged with more than 300,000 fans throughout the season and regularly engaged key media from the likes of Sky Sports, ESPN and talkSPORT. The program will launch in September in line with the start of the regular season, with new media partnerships planned to bring this exclusive content to even more fans throughout the U.K.



JAGUARS ALL-TIME RECORD IN LONDON

DATE	WEEK	OPPONENT	RESULT	ATTENDANCE
11/3/19	9	Houston Texans	TBD	TBD
10/28/18	8	Philadelphia Eagles	L, 24-18	85,870
9/24/17	3	Baltimore Ravens	W, 44-7	84,592
10/2/16	4	Indianapolis Colts	W, 30-27	83,764
10/25/15	7	Buffalo Bills	W, 34-31	84,021
11/9/14	10	Dallas Cowboys	L, 17-31	83,603
10/27/13	8	San Francisco 49ers	L, 10-42	83,559



BROADCAST INFORMATION



JAGUARS BROADCASTING

Stay up to date with Jaguars news through exclusive coverage, in-depth analysis and behind-the-scenes access by tuning in to Jaguars.com and our media partners, Action News Jax and 1010XL, throughout the week and on game day.

JAGUARS TV

Jaguars TV programming, which includes preseason game broadcasts and ancillary programs, can be found on and FOX30. In addition, almost every regular season game is broadcast on CBS 47 or FOX30.

Jaguars Preseason Game Day: Brian Sexton calls the play-by-play for the preseason games alongside former Jaguars OT **Leon Searcy**. Rounding out the broadcast team are Action News Jax Sports Director **Brent Martineau** and Digital Reporter and Host **Ashlyn Sullivan** reporting from the field.

Jaguars All Access presented by Fields Auto Group: Thursdays, 7 p.m. on FOX30: **Brent Martineau** and former Jaguars DE **Jeff Lageman** talk Jaguars football with Jaguars DL **Calais Campbell** and a guest player. Tune in live to FOX30 or join the live audience at Mellow Mushroom in Avondale.

Jags Wired: Wednesdays, 7:30 p.m. on FOX30: Listen in on mic'd up players, sideline audio, postgame locker room speeches and more from that week's game.

TIAA Jaguars Weekend: Sundays at 10:30 a.m. on FOX30 and Jaguars TV. Get ready for kickoff with analysis, feature stories and a trip inside the film room with Head Coach **Doug Marrone**.



Brian Sexton
Play-by-Play Announcer



Leon Searcy
Color Analyst



Brent Martineau
Field Reporter



Ashlyn Sullivan
Field Reporter

STATION	CITY
WJAX	Jacksonville (flagship)
WFOX	Jacksonville (flagship)
WOFI	Orlando, Fla.
WSAV	Savannah, Ga.
WPML	Mobile, Ala.
WTVY	Dothan, Ala.
WCJB	Gainesville, Fla.

STATION	CITY
WJHG	Panama City, Fla.
WCTV	Tallahassee, Fla.
WTAT	Charleston, S.C.
WFXL	Albany, Ga.
WTVM	Columbus, Ga.
WTVM	Montgomery/Selma, Ala.

JAGUARS DIGITAL NETWORK AND SOCIAL MEDIA

Tune in daily to jaguars.com for a first-off-the-field look at the Jaguars throughout the season. All live content is streamed on Jaguars.com and the Jaguars mobile app, with content pushed to Twitter, Facebook, YouTube, TuneIn and other team social channels.

Jags Drive Time, Monday, Wednesday, Thursday, Friday, 9 - 10 a.m.: Morning analysis by **Brian Sexton** and **Ashlyn Sullivan**. Head Coach **Doug Marrone** joins the broadcast every Friday.

Jaguars Happy Hour, Monday and Thursday, 4 - 6 p.m.: **J.P. Shadrick** hosts your afternoon drive time breakdown of daily Jaguars news, which is also simulcast on 1010XL AM. He's joined each day by players, alumni and sports reporters for an in-depth look at all the game action. Daily guests include:

Monday - **Tony Boselli** and **Pete Prisco**
 Wednesday - **Chris Conley**
 Thursday - **Tony Boselli**, **Jeff Lageman** and **The Doug Marrone Show** (5-6 p.m.), **Leon Searcy**

Jaguars Happy Hour, Wednesday, 4 - 5 p.m.: **JP Shadrick** offers an afternoon drive time breakdown of daily Jaguars news.

JAGUARS GAMEDAY

Jaguars games and official team radio programming air live on 1010 XL AM and 92.5 FM, the team's flagship radio partner. In addition, the games are simulcast on 99.9 Gator Country.

Jaguars Game Day: **Frank Frangie**, **Jeff Lageman**, **Tony Boselli** and **Rick Ballou** call the action as it happens live from the booth and on the sideline.

Publix Tailgate Show, Three hours before kickoff: hear from players, coaches, and local and national media talent with the latest Jaguars news and information right up to game time.

Countdown to Kickoff, One hour before kickoff: final analysis and interviews across the Jaguars Radio Network.

Jaguars Postgame, Immediately following each game: hear from Head Coach **Doug Marrone** after the game as well as expert analysis from Jaguars great **Fred Taylor**.

Scoreboard Show, One hour after each game: **J.P. Shadrick** and **Mike Dempsey** take your calls and reactions to the Jaguars game.



From left-right: Frank Frangie, Rick Ballou, Jeff Lageman, Tony Boselli

WJXL 1010 AM/92.5 FM		
STATION	CITY	AM/FM
WGNE*	Jacksonville, Fla.	99.99 FM
WHOG	Daytona Beach, Fla.	92.1FM
WNZF	Palm Coast, Fla.	1550 AM
WHFX	Brunswick, Ga.	107.7 FM
WIFO	Jesup, Ga.	105.5 FM
WFLA	Tally, Fla.	100.7 FM
WRVF	Gainesville, Fla.	98.1 FM
WDYZ	Orlando, Fla.	660 AM/105.5 FM

*Indicates simulcast

Jacksonville (flagship)		
STATION	CITY	AM/FM
WAYX	Waycross, Ga.	96.3 FM
WPMX	Statesboro, Ga.	106.5 FM
WKBX	Kingsland, Ga.	106.3 FM
WMCD	Savannah, Ga.	107.3 FM
WMCD	Hilton Head, S.C.	107.3 FM
WAOC	St. Augustine, Fla.	96.5 FM
WVGA	Valdosta, Ga.	105.9 FM

NFL SCHEDULE



Hall of Fame Weekend

Thursday, August 2
Chicago vs. Baltimore 8:00 PM

Week 1

Thursday, August 9
Carolina at Buffalo 7:00 PM
Chicago at Cincinnati 7:00 PM
New Orleans at Jacksonville 7:00 PM
Tampa Bay at Miami 7:00 PM
Cleveland at N.Y. Giants 7:00 PM
Pittsburgh at Philadelphia 7:00 PM
L.A. Rams at Baltimore 7:30 PM
Washington at New England 7:30 PM
Tennessee at Green Bay 8:00 PM
Houston at Kansas City 8:30 PM
Indianapolis at Seattle 10:00 PM
Dallas at San Francisco 10:00 PM

Friday, August 10

Atlanta at N.Y. Jets 7:30 PM
Detroit at Oakland 10:30 PM

Saturday, August 11

Minnesota at Denver 9:00 PM
L.A. Chargers at Arizona 10:00 PM

Week 2

Thursday, August 16
Philadelphia at New England 7:30 PM
Pittsburgh at Green Bay 8:00 PM
N.Y. Jets at Washington 8:00 PM

Friday, August 17

Kansas City at Atlanta 7:00 PM
N.Y. Giants at Detroit 7:00 PM
Miami at Carolina 7:30 PM
Buffalo at Cleveland 7:30 PM
Arizona at New Orleans 8:00 PM

Saturday, August 18

Jacksonville at Minnesota 1:00 PM
Oakland at L.A. Rams 4:00 PM
Cincinnati at Dallas 7:00 PM
San Francisco at Houston 8:00 PM
Tampa Bay at Tennessee 8:00 PM
New England at Houston 8:00 PM
Chicago at Denver 9:05 PM
Seattle at L.A. Chargers 10:00 PM
Denver at San Francisco 10:00 PM

Monday, August 20

Baltimore at Indianapolis 8:00 PM

Week 3

Thursday, August 23
Philadelphia at Cleveland 8:00 PM

Friday, August 24

New England at Carolina 7:30 PM
N.Y. Giants at N.Y. Jets 7:30 PM
Denver at Washington 7:30 PM
Seattle at Minnesota 8:00 PM
Detroit at Tampa Bay 8:00 PM
Green Bay at Oakland 10:30 PM

Saturday, August 25

Kansas City at Chicago 1:00 PM
Houston at L.A. Rams 4:00 PM
Tennessee at Pittsburgh 4:00 PM
San Francisco at Indianapolis 4:30 PM
Atlanta at Jacksonville 7:00 PM
Baltimore at Miami 7:00 PM
New Orleans at L.A. Chargers 8:00 PM

Sunday, August 26

Cincinnati at Buffalo 4:00 PM
Arizona at Dallas 8:00 PM

Week 4

Thursday, August 30

Miami at Atlanta 7:00 PM
Indianapolis at Cincinnati 7:00 PM
Cleveland at Detroit 7:00 PM
New England at N.Y. Giants 7:00 PM
N.Y. Jets at Philadelphia 7:00 PM
Washington at Baltimore 7:30 PM
Carolina at Pittsburgh 7:30 PM
Jacksonville at Tampa Bay 7:30 PM
Buffalo at Chicago 8:00 PM
Dallas at Houston 8:00 PM
L.A. Rams at New Orleans 8:00 PM
Minnesota at Tennessee 8:00 PM
Green Bay at Kansas City 8:30 PM
Denver at Arizona 10:00 PM
Oakland at Seattle 10:00 PM
L.A. Chargers at San Francisco 10:00 PM

Week 1

Thursday, September 6
Atlanta at Philadelphia 8:20 PM

Sunday, September 9

Buffalo at Baltimore 1:00 PM
Pittsburgh at Cleveland 1:00 PM
Cincinnati at Indianapolis 1:00 PM
Tennessee at Miami 1:00 PM
San Francisco at Minnesota 1:00 PM
Houston at New England 1:00 PM
Tampa Bay at New Orleans 1:00 PM
Jacksonville at N.Y. Giants 1:00 PM
Kansas City at L.A. Chargers 4:05 PM
Washington at Arizona 4:25 PM
Dallas at Carolina 4:25 PM
Seattle at Denver 4:25 PM
Chicago at Green Bay 8:20 PM

Monday, September 10

N.Y. Jets at Detroit 7:10 PM
L.A. Rams at Oakland 10:20 PM

Week 2

Thursday, September 13
Baltimore at Cincinnati 8:20 PM

Sunday, September 16

Carolina at Atlanta 1:00 PM
L.A. Chargers at Buffalo 1:00 PM
Minnesota at Green Bay 1:00 PM
Cleveland at New Orleans 1:00 PM
Miami at N.Y. Jets 1:00 PM
Kansas City at Pittsburgh 1:00 PM
Philadelphia at Tampa Bay 1:00 PM
Houston at Tennessee 1:00 PM
Indianapolis at Washington 1:00 PM
Arizona at L.A. Rams 4:05 PM
Detroit at San Francisco 4:05 PM
Oakland at Denver 4:25 PM
New England at Jacksonville 4:25 PM
N.Y. Giants at Dallas 8:20 PM

Monday, September 17

Seattle at Chicago 8:15 PM

Week 3

Thursday, September 20
N.Y. Jets at Cleveland 8:20 PM

Sunday, September 23

New Orleans at Atlanta 1:00 PM
Denver at Baltimore 1:00 PM
Cincinnati at Carolina 1:00 PM
N.Y. Giants at Houston 1:00 PM
Tennessee at Jacksonville 1:00 PM
San Francisco at Kansas City 1:00 PM
Oakland at Miami 1:00 PM
Buffalo at Minnesota 1:00 PM
Indianapolis at Philadelphia 1:00 PM
Green Bay at Washington 1:00 PM
L.A. Chargers at L.A. Rams 4:05 PM
Chicago at Arizona 4:25 PM
Dallas at Seattle 4:25 PM
New England at Detroit 8:20 PM

Monday, September 25

Pittsburgh at Tampa Bay 8:15 PM

Week 4

(Bye Week: Carolina, Washington)

Thursday, September 27

Minnesota at L.A. Rams 8:20 PM

Sunday, September 30

Cincinnati at Atlanta 1:00 PM
Tampa Bay at Chicago 1:00 PM
Detroit at Dallas 1:00 PM
Buffalo at Green Bay 1:00 PM
Houston at Indianapolis 1:00 PM
N.Y. Jets at Jacksonville 1:00 PM
Miami at New England 1:00 PM
Philadelphia at Tennessee 1:00 PM
Seattle at Arizona 4:05 PM
Cleveland at Oakland 4:05 PM
San Francisco at L.A. Chargers 4:25 PM
New Orleans at N.Y. Giants 4:25 PM
Baltimore at Pittsburgh 8:20 PM

Monday, October 1

Kansas City at Denver 8:15 PM

Week 5

(Bye Week: Chicago, Tampa Bay)

Thursday, October 4

Indianapolis at New England 8:20 PM

Sunday, October 7

Tennessee at Buffalo 1:00 PM
N.Y. Giants at Carolina 1:00 PM
Miami at Cincinnati 1:00 PM
Baltimore at Cleveland 1:00 PM
Green Bay at Detroit 1:00 PM
Jacksonville at Kansas City 1:00 PM
Denver at N.Y. Jets 1:00 PM
Atlanta at Pittsburgh 1:00 PM
Oakland at L.A. Chargers 4:05 PM
Minnesota at Philadelphia 4:25 PM
L.A. Rams at Seattle 4:25 PM
Arizona at San Francisco 4:25 PM
Dallas at Houston 8:20 PM

Monday, October 8

Washington at New Orleans 8:15 PM

Week 6

(Bye Week: Detroit, New Orleans)

Thursday, October 11

Philadelphia at N.Y. Giants 8:20 PM

Sunday, October 14

Tampa Bay at Atlanta 1:00 PM
Pittsburgh at Cincinnati 1:00 PM
L.A. Chargers at Cleveland 1:00 PM
Buffalo at Houston 1:00 PM
Chicago at Miami 1:00 PM
Arizona at Minnesota 1:00 PM
Indianapolis at N.Y. Jets 1:00 PM
Seattle at Oakland* 1:00 PM
Carolina at Washington 1:00 PM
L.A. Rams at Denver 4:05 PM
Jacksonville at Dallas 4:25 PM
Baltimore at Tennessee 4:25 PM
Kansas City at New England 8:20 PM

Monday, October 15

San Francisco at Green Bay 8:15 PM

Week 7

(Bye Week: Green Bay, Oakland, Seattle, Pittsburgh)

Thursday, October 18

Denver at Arizona 8:20 PM

Sunday, October 21

Tennessee at L.A. Chargers** 9:30 AM
New England at Chicago 1:00 PM
Buffalo at Indianapolis 1:00 PM
Houston at Jacksonville 1:00 PM
Cincinnati at Kansas City 1:00 PM
Detroit at Miami 1:00 PM
Minnesota at N.Y. Jets 1:00 PM
Carolina at Philadelphia 1:00 PM
Cleveland at Tampa Bay 1:00 PM
New Orleans at Baltimore 4:05 PM
Dallas at Washington 4:25 PM
L.A. Rams at San Francisco 8:20 PM

Monday, October 22

N.Y. Giants at Atlanta 8:15 PM

Week 8

(Bye Week: Atlanta, Dallas, L.A. Chargers, Tennessee)

Thursday, October 25

Miami at Houston 8:20 PM

Sunday, October 28

Philadelphia at Jacksonville* 9:30 AM**
Baltimore at Carolina 1:00 PM
N.Y. Jets at Chicago 1:00 PM
Tampa Bay at Cincinnati 1:00 PM
Seattle at Detroit 1:00 PM
Denver at Kansas City 1:00 PM
Washington at N.Y. Giants 1:00 PM
Cleveland at Pittsburgh 1:00 PM
Indianapolis at Oakland 4:05 PM
San Francisco at Arizona 4:25 PM
Green Bay at L.A. Rams 4:25 PM
New Orleans at Minnesota 8:20 PM

Monday, October 29

New England at Buffalo 8:15 PM

Week 9

(Bye Week: Arizona, Cincinnati, Indianapolis, **Jacksonville**, N.Y. Giants, Philadelphia)

Thursday, November 1

Oakland at San Francisco 8:20 PM

Sunday, November 4

Pittsburgh at Baltimore 1:00 PM
Chicago at Buffalo 1:00 PM
Tampa Bay at Carolina 1:00 PM
Kansas City at Cleveland 1:00 PM
N.Y. Jets at Miami 1:00 PM
Detroit at Minnesota 1:00 PM
Atlanta at Washington 1:00 PM
Houston at Denver 4:05 PM
L.A. Chargers at Seattle 4:05 PM
L.A. Rams at New Orleans 4:25 PM
Green Bay at New England 8:20 PM

Monday, November 5

Tennessee at Dallas 8:15 PM

Week 10

(Bye Week: Baltimore, Denver, Houston, Minnesota)

Thursday, November 8

Carolina at Pittsburgh 8:20 PM

Sunday, November 11

Detroit at Chicago 1:00 PM
New Orleans at Cincinnati 1:00 PM
Atlanta at Cleveland 1:00 PM
Miami at Green Bay 1:00 PM
Jacksonville at Indianapolis 1:00 PM
Arizona at Kansas City 1:00 PM
Buffalo at N.Y. Jets 1:00 PM
Washington at Tampa Bay 1:00 PM
New England at Tennessee 1:00 PM
L.A. Chargers at Oakland 4:05 PM
Seattle at L.A. Rams 4:25 PM
Dallas at Philadelphia 8:20 PM

Monday, November 12

N.Y. Giants at San Francisco 8:15 PM

Week 11

(Bye Week: Buffalo, Cleveland, Miami, New England, N.Y. Jets, San Francisco)

Thursday, November 15

Green Bay at Seattle 8:20 PM

Sunday, November 18

Dallas at Atlanta 1:00 PM
Cincinnati at Baltimore 1:00 PM
Minnesota at Chicago 1:00 PM
Carolina at Detroit 1:00 PM
Tennessee at Indianapolis 1:00 PM
Philadelphia at New Orleans 1:00 PM
Tampa Bay at N.Y. Giants 1:00 PM
Houston at Washington 1:00 PM
Oakland at Arizona 4:05 PM
Denver at L.A. Chargers 4:05 PM
Pittsburgh at Jacksonville 8:20 PM

Monday, November 19

Kansas City at L.A. Rams**** 8:15 PM

Week 12

(Bye Week: Kansas City, L.A. Rams)

Thursday, November 22

Chicago at Detroit 12:30 PM

Washington at Dallas 4:30 PM

Atlanta at New Orleans 8:20 PM

Sunday, November 25

Oakland at Baltimore 1:00 PM
Jacksonville at Buffalo 1:00 PM
Seattle at Carolina 1:00 PM
Cleveland at Cincinnati 1:00 PM
Miami at Indianapolis 1:00 PM
New England at N.Y. Jets 1:00 PM
N.Y. Giants at Philadelphia 1:00 PM
San Francisco at Tampa Bay 1:00 PM
Arizona at L.A. Chargers 4:05 PM
Pittsburgh at Denver 4:25 PM
Green Bay at Minnesota 8:20 PM

Monday, November 26

Tennessee at Houston 8:15 PM



NFL SCHEDULE

Week 13

Thursday, November 29

New Orleans at Dallas 8:20 PM

Sunday, December 2

Baltimore at Atlanta 1:00 PM
 Denver at Cincinnati 1:00 PM
 L.A. Rams at Detroit 1:00 PM
 Arizona at Green Bay 1:00 PM
 Cleveland at Houston 1:00 PM
Indianapolis at Jacksonville 1:00 PM
 Buffalo at Miami 1:00 PM
 Chicago at N.Y. Giants 1:00 PM
 L.A. Chargers at Pittsburgh 1:00 PM
 Carolina at Tampa Bay 1:00 PM
 Kansas City at Oakland 4:05 PM
 N.Y. Jets at Tennessee 4:05 PM
 Minnesota at New England 4:25 PM
 San Francisco at Seattle 8:20 PM

Monday, December 3

Washington at Philadelphia 8:15 PM

Week 14

Thursday, December 6

Jacksonville at Tennessee 8:20 PM

Sunday, December 9

N.Y. Jets at Buffalo 1:00 PM
 L.A. Rams at Chicago 1:00 PM
 Carolina at Cleveland 1:00 PM
 Atlanta at Green Bay 1:00 PM
 Indianapolis at Houston 1:00 PM
 Baltimore at Kansas City 1:00 PM
 New England at Miami 1:00 PM
 New Orleans at Tampa Bay 1:00 PM
 N.Y. Giants at Washington 1:00 PM
 Cincinnati at L.A. Chargers 4:05 PM
 Denver at San Francisco 4:05 PM
 Detroit at Arizona 4:25 PM
 Philadelphia at Dallas 4:25 PM
 Pittsburgh at Oakland 8:20 PM

Monday, December 10

Minnesota at Seattle 8:15 PM

Week 15

Thursday, December 13

L.A. Chargers at Kansas City 8:20 PM

Saturday, December 15

Cleveland at Denver 4:30 PM
 Houston at N.Y. Jets 4:30 PM

Sunday, December 16

Arizona at Atlanta 1:00 PM
 Tampa Bay at Baltimore 1:00 PM
 Detroit at Buffalo 1:00 PM
 Green Bay at Chicago 1:00 PM
 Oakland at Cincinnati 1:00 PM
 Dallas at Indianapolis 1:00 PM
Washington at Jacksonville 1:00 PM
 Miami at Minnesota 1:00 PM
 Tennessee at N.Y. Giants 1:00 PM
 Seattle at San Francisco 4:05 PM
 New England at Pittsburgh 4:25 PM
 Philadelphia at L.A. Rams 8:20 PM

Monday, December 17

New Orleans at Carolina 8:15 PM

Week 16

Saturday, Dec. 22 or Sunday, Dec. 23

N.Y. Giants at Indianapolis TBD
 Baltimore at L.A. Chargers TBD
Jacksonville at Miami TBD
 Washington at Tennessee TBD

Sunday, December 23

Atlanta at Carolina 1:00 PM
 Cincinnati at Cleveland 1:00 PM
 Tampa Bay at Dallas 1:00 PM
 Minnesota at Detroit 1:00 PM
 Buffalo at New England 1:00 PM
 Green Bay at N.Y. Jets 1:00 PM
 Houston at Philadelphia 1:00 PM
 L.A. Rams at Arizona 4:05 PM
 Chicago at San Francisco 4:05 PM
 Pittsburgh at New Orleans 4:25 PM
 Kansas City at Seattle 8:20 PM

Monday, December 24

Denver at Oakland 8:15 PM

Week 17

Sunday, December 30

Cleveland at Baltimore 1:00 PM
 Miami at Buffalo 1:00 PM
 Detroit at Green Bay 1:00 PM
Jacksonville at Houston 1:00 PM
 Oakland at Kansas City 1:00 PM
 Chicago at Minnesota 1:00 PM
 N.Y. Jets at New England 1:00 PM
 Carolina at New Orleans 1:00 PM
 Dallas at N.Y. Giants 1:00 PM
 Cincinnati at Pittsburgh 1:00 PM
 Atlanta at Tampa Bay 1:00 PM
 Indianapolis at Tennessee 1:00 PM
 Philadelphia at Washington 1:00 PM
 L.A. Chargers at Denver 4:25 PM
 San Francisco at L.A. Rams 4:25 PM
 Arizona at Seattle 4:25 PM

All times listed are in Eastern

- *Game played at Tottenham Hotspur
- **Game played at Wembley Stadium
- ***Game played at Wembley Stadium
- ****Game played at Estadio Azteca

Saturday, January 5

AFC Wild Card Playoffs
 NFC Wild Card Playoffs

Sunday, January 6

AFC Wild Card Playoffs
 NFC Wild Card Playoffs

Saturday, January 12

AFC Divisional Playoffs
 NFC Divisional Playoffs

Sunday, January 13

AFC Divisional Playoffs
 NFC Divisional Playoffs

Sunday, January 20

AFC Championship Game
 NFC Championship Game

Sunday, January 27

AFC-NFC Pro Bowl in Orlando

Sunday, February 3

Super Bowl LIII in Atlanta

**BUD
LIGHT**

PROUD PARTNER



**Brewed for
DUUUVAL.**

