



# RAIDERS

**A NEW ERA OF EXCELLENCE**







COMMITMENT TO EXCELLENCE

# AL DAVIS

JULY 4, 1929 - OCTOBER 8, 2011

Al Davis, a true legend, was a maverick, a giant among giants, a star among stars, a hero, a mentor, a friend.

He was an innovator, a pioneer with a deep love and passion for football. His contributions to the game are immeasurable. Because he dared to dream, his legacy will endure forever through generations of players, coaches, administrators and fans.

Al Davis was a champion of diversity who maintained the courage of his convictions, often saying he'd rather be feared than respected. His loyalty for his team was unmatched, and that passion we all loved was best exemplified by three of his famous phrases: "Commitment to Excellence" ... "Pride and Poise" and "Just Win, Baby."

Davis always said, "The fire that burns brightest in this organization is the will to win." An eternal flame, lit by Raiders legend John Madden last October, now rests at the Coliseum, continuing to blaze forever, much like the legacy of the man who presided over the Raiders for 49 seasons.

Davis rewrote the standard for leadership and his famous Silver and Black was founded on a series of unshakeable principles. Said Davis: "What's important to me, the legacy that we leave, is the greatness of the Raiders. I wanted to build the finest organization in professional sports...for all time. I think I've done what I wanted."

# MEDIA GUIDE INDEX

100-yard receiving combinations.....	83	Cumbie, Jamie .....	169	Houston, Lamarr.....	76
200-plus games played with same team.....	115	Curry, Aaron.....	61	How Raiders were built .....	180
2011 in review		Dallas Morning News .....		Howell, Nick .....	171
Results .....	182	special-teams rankings .....	108	Huff, Michael .....	78
Single-game bests .....	184	Debuts, Head coaching .....	63	Humphrey, Tory.....	81
Statistics.....	182	Defensive touchdowns, All-time.....	44	Hurd, Zach .....	172
40-yard dash, Fastest.....	45	DeFilippo, John .....	15	Hutchins, Von .....	24
Allen, Dennis.....	11	Delaney, Tom .....	10	Hutson, Mark.....	18
All-Pro and Pro Bowl Starter.....	47	Dorsey, Wayne .....	170	Ihenacho, Carl .....	172
All-stars, AFL.....	211	Draft Choices.....	161	Immaculate Reception, The .....	232
All-time results		2000, with original teams.....	98	Important Dates, 2012 .....	282
Reg. season .....	224	All-time .....	253	Instant replay information.....	285
Postseason.....	219	Best classes, all-time .....	123	Interest holders .....	4
Preseason .....	236	National championship		Ivey, Travis .....	83
Assistant Coaches, All-time.....	243	teams, from.....	110	Jackson, Rashawn .....	84
Atlas, Teddy.....	24	Draft-order ties.....	82	Janikowski, Sebastian .....	85
Ausberry, David.....	38	Efaw, Kyle.....	170	Johnson, Adam .....	29
Barksdale, Joe.....	40	Experience, NFL, Most Raiders .....	144	Jones, Taiwan .....	89
Barnes, Khalif.....	41	Exum, Erin.....	28	Jones, Tom .....	26
Bartel, Ron.....	43	Field goals		Kaplan, Brad .....	24
Beach, Nick .....	28	Game-winning/saving .....	53	Kelly, Tommy .....	91
Bergstrom, Tony .....	162	Longest, NFL history .....	87	King, Marquette .....	172
Bilukidi, Christo .....	163	Most, 50-plus yards.....	88	King, Warren .....	30
Black, Conroy.....	168	Fink, Scott.....	26	Kiss, Will .....	29
Branch, Calvin .....	24	Ford, Jacoby.....	64	Knapp, Dan.....	173
Branch, Tyvon .....	46	Formosa, Fred.....	26	Knapp, Greg.....	13
Brisiel, Mike.....	49	Ghost to the Post.....	233	Kurn, Mario .....	173
Broadcasting Policies, NFL.....	51	Gilbert, Jeff.....	28	Lambert, Terrail .....	173
Brodine, Mason.....	51	Gilbert, Zak.....	26	Lechler, Shane.....	95
Brown, Willie .....	26	Gilmore, Ted .....	16	Lee, Pat.....	101
Bryant, Desmond.....	52	Giordano, Matt.....	65	Leinart, Matt .....	103
Burnett, Kaelin .....	168	Goal posts .....	40	Li, George .....	29
Burns, Keith.....	15	Goethel, Travis .....	69	Linebackers, drafted top 5 overall .....	62
Burris, Miles.....	164	Goodson, Mike .....	70	Lopez, Clayton .....	19
Business staff.....	32	Gordon, Richard.....	72	Lynn, Johnnie .....	19
Bye, W-L record after.....	60	Grieco, John.....	16	Marmie, Larry.....	24
Calhoun, Duke .....	54	Griffith, Justin .....	17	Martin, H. Rod .....	27
Caracciolo, Pete .....	28	Haithcock, Derek .....	28	Marvin, Mickey .....	25
Carlisle, Cooper.....	55	Hall of Fame Raiders.....	203	Mayo, Thomas.....	174
Carmona, Eddy.....	168	Hall, Davis .....	63	McCann, Bryan.....	107
Carrier, Derek .....	169	Hamilton, Dominique .....	170	McClain, Rolando.....	109
Carswell, Brandon.....	169	Haslam, Kevin .....	73	McCloughan, David.....	25
Chekwa, Chimdi .....	58	Head coaches, by winning pct. ....	71	McFadden, Darren.....	111
Clinkscales, Joey.....	10	Heidi Game, The.....	232	McGee, Eddie.....	175
Coach of the Year .....	213	Heisman winners, Raiders .....	105	McKenzie, Raleigh .....	25
College, Most Raiders by.....	142	Henry, Aaron.....	171	McKenzie, Reggie .....	8
Composite standings, AFC West .....	134	Herock, Shaun .....	10	Media information .....	287
Condo, Jon .....	59	Heyward-Bey, Darrius .....	74	Milestone league games .....	156
Corday, Stephen.....	31	Hoffman, Steve .....	13	Miller, Al.....	20
Cortez, Chris .....	28	Holland, Johnny .....	17	Miller, Colin.....	176
Crawford, Jack .....	165	Holy Roller, The .....	233	Miller, Lonyae.....	115
Criner, Juron.....	166	Holz, Nick .....	18	Mitchell, Mike.....	116
Crockett, Zack.....	24	Home records, 10-year stretch.....	102	Molina, Danny.....	29



Moore, Denarius .....	118	Records	Special-teams touchdowns, All-time.....	90
Most seasons with one team, K and P ..	84	Team .....	Spencer, Shawntae .....	143
Murphy, Louis .....	120	Individual .....	Stadiums, All-time .....	149
Myers, Brandon .....	122	Longest plays .....	Streater, Rod .....	177
Name games .....	234	Postseason team .....	Strudwick, Warren .....	31
Nash, Dave .....	27	Superlatives .....	Stupar, Nathan .....	167
Newhall-Caballero, Kyle .....	175	Yearly statistical leaders .....	Super Bowl, Raiders in .....	214
Nicola, Fred .....	31	Red Right 88 .....	Tarver, Jason .....	14
Nix, Lucas .....	176	Reece, Marcel .....	Taylor, Curtis .....	146
Otten, Jim .....	29	Replay information .....	Television market .....	5
Otten, John .....	29	Reuveni, Greg .....	Television, Raiders on .....	274
Palmer, Carson .....	124	Romanski, Bob .....	Thanksgiving Day results .....	72
Parsons, Alex .....	176	Rookie	Ticket information .....	272
Passing leaders, avg. per attempt .....	127	First-year players, vs. ....	Tie-breaking procedures .....	284
Phone numbers .....	4	Starters in opener .....	Tight ends records .....	39
Playoff-site priorities .....	73	Roster	Timeline, Franchise .....	261
Pollack, Frank .....	20	Alphabetical .....	Tollefson, David .....	147
Powell, Chaz .....	176	All-time .....	Tonga, Manase .....	150
Preseason results .....	236	Numerical .....	Touchet, Scott .....	30
Pro Bowl		Rushing leaders, avg. per carry .....	Training camp history .....	117
Most by position .....	50	Sacks	Trask, Amy .....	32
Raiders, All-time .....	210	Fewest allowed, 2011 .....	Tuck Game, The .....	233
Voting .....	80	Leaders, Raiders .....	Two-point conversions, All-time .....	122
Pronunciation guide .....	38	Player, By, all-time .....	Underwood, Brandon .....	151
Pryor, Terrelle .....	130	Sanders, Eric .....	Van Dyke, DeMarcus .....	153
Punting		Saunders, Al .....	Vandernat, Dane .....	25
Highest average, history .....	100	Schedule, NFL, 2012 .....	Veldheer, Jared .....	154
Longest NFL punts, 2011 .....	99	Schmitt, Owen .....	Waivers .....	286
Quarterbacks, All-time .....	106	Scott, Trey .....	Wang, Ed .....	156
Rabelo, Emilio .....	30	Sea of Hands, The .....	Wheeler, Philip .....	157
Radio network .....	273	Series, all-time, by opponent .....	Williams, Terrell .....	22
Raider Image .....	276	Session, Travionte .....	Winning streak,	
Raiderettes .....	277	Seymour, Richard .....	longest all-time, vs. opp. ....	152
Raiders vs. defending league champion	140	Shaughnessy, Matt .....	Winston, Lamonte .....	27
Raiders.com .....	275	Singh, Navdeep .....	Wisniewski, Stefan .....	159
Receiving leaders, avg. per catch .....	104	Skipper, Kelly .....	Wisniewski, Steve .....	23
Record, All-time .....	5	Smith, Travis .....	Yearly statistical leaders .....	195

## 2012 OAKLAND RAIDERS MEDIA GUIDE

© Copyright 2012, Oakland Raiders. All rights reserved.  
Information as of July 6, 2012.

**Editors:** Zak Gilbert, Will Kiss and Erin Exum.

**Prepress formatting, desktop layout and design:**  
Maggie Oren, MB Design; and Esteban Carbajal.

**Cover design:** Esteban Carbajal.

**Additional editorial, writing, design and research:**  
Mike Taylor, Jon Hoheisel, Kalie Pagel, Cameron Davis, Will Kiss, Erin Exum, Rebecca Corman, Jerry Knaak, Zak Gilbert, and past Raiders publicity de-

partments.

**Photography:** Tony Gonzales, Allan Yuan, Jerry Soifer and sports information departments of schools that have produced Raiders players.

The team also wishes to thank the staff at **Elias Sports Bureau** for its invaluable assistance, especially Santo Labombarda. Additional information provided by Pro-Football-Reference.com and STATS, LLC.

**Printing:** Almaden Press; Santa Clara, Calif.

# RAIDERS DIRECTORY

## TELEPHONE NUMBERS

Main Switchboard .....	510/864-5000
Ticket Office .....	1-800/RAIDERS (1-800/724-3377)
Raider Image .....	510/780-5040
Administration Fax .....	510/864-5034
Media Relations Fax .....	510/864-5160
Community Outreach Fax .....	510/864-5034
Ticket Office Fax .....	510/864-5044
Raider Image Fax .....	510/864-5044
Football Operations Fax .....	510/864-5248

**Oakland Raiders**  
**1220 Harbor Bay Parkway**  
**Alameda, CA 94502**  
**RAIDERS.COM**

Mark Davis .....	Owner
Reggie McKenzie .....	General Manager
Amy Trask .....	Chief Executive

## COACHING STAFF

Dennis Allen .....	Head Coach
Steve Hoffman .....	Special Teams Coordinator
Greg Knapp .....	Offensive Coordinator
Jason Tarver .....	Defensive Coordinator
Keith Burns .....	Assistant Special Teams
John DeFilippo .....	Quarterbacks
Ted Gilmore .....	Wide Receivers
John Grieco .....	Assistant Strength & Conditioning
Justin Griffith .....	Quality Control - Offense
Johnny Holland .....	Linebackers
Nick Holz .....	Offensive Assistant
Mark Hutson .....	Tight Ends
Clayton Lopez .....	Defensive Backs
Johnnie Lynn .....	Defensive Backs
Al Miller .....	Strength & Conditioning
Frank Pollack .....	Offensive Line
Eric Sanders .....	Quality Control - Defense
Al Saunders .....	Senior Offensive Assistant
Travis Smith .....	Defensive Assistant
Kelly Skipper .....	Running Backs
Terrell Williams .....	Defensive Line
Steve Wisniewski .....	Assistant Offensive Line
Derek Haithcock .....	Coaching Assistant

## FOOTBALL OPERATIONS

Tom Delaney .....	Director—Football Administration
Scott Fink .....	Travel Coordinator
Fred Formosa .....	Director—Team Security
Tom Jones .....	Assistant to Head Coach
George Li .....	Football Operations Statistical Analyst
Lamonte Winston .....	Director—Player Engagement
Nick Beach .....	Football Operations
Pete Caracciolo .....	Football Operations
Kalie Pagel .....	Administrative Assistant - General Manager/Player Personnel



## PLAYER PERSONNEL

Joey Clinkscales .....	Director—Player Personnel
Shaun Herock .....	Director—College Scouting
Teddy Atlas .....	Scouting Coordinator
Calvin Branch .....	College Scout
Zack Crockett .....	College Scout
Von Hutchins .....	Pro Scout
Brad Kaplan .....	College Scout
Larry Marmie .....	Pro Scout
Mickey Marvin .....	College Scout
David McCloughan .....	College Scout
Raleigh McKenzie .....	College Scout
Trey Scott .....	College Scout
Dane Vandernat .....	Pro Scout

## EQUIPMENT

Bob Romanski .....	Equipment Manager
Jeff Gilbert .....	Equipment Assistant
Adam Johnson .....	Equipment Assistant
Danny Molina .....	Equipment Assistant

## MEDIA RELATIONS

Zak Gilbert .....	Director—Media Relations
Will Kiss .....	Assistant Director of Media Relations
Erin Exum .....	Media Relations Coordinator

## MEDICAL

H. Rod Martin .....	Head Athletic Trainer
Chris Cortez .....	Athletic Trainer
Emilio Rabelo .....	Athletic Trainer/Physical Therapist
Scout Touchet .....	Athletic Trainer
Dr. Warren King .....	Team Orthopedist
Dr. Stephen Corday .....	Medical Consultant
Dr. Fred Nicola .....	Medical Consultant
Dr. Navdeep Singh .....	Medical Consultant
Dr. Warren Strudwick .....	Orthopedic Consultant

## VIDEO

Dave Nash .....	Video Director
Jim Otten .....	Video Operations
John Otten .....	Scouting IT/Video Coordinator
Greg Reuveni .....	Video Assistant

## INTEREST HOLDERS

**A. BOSCACCI**  
**GINNY BOSCACCI**

**FIRST FOOTBALL -- PAUL LEFF**  
**JACK HARTMAN**

**DORAY VAIL**  
**GERTRUDE WINKENBACH**  
**BOB SEAMAN**



## ADMINISTRATIVE STAFF

Airikuh Anderson .....	Sponsorship
John Andrews .....	Raider Image
Farnoush Ansari .....	Sponsorship
Francisco Ascensio .....	Tickets
Marc Badain .....	Finance
Kristi Bailey .....	Administration
Justin Barnes .....	Tickets
Kris Bayliss .....	Raider Image
Jeff Birren .....	General Counsel
Tom Blanda .....	Finance/Technology
Rosie Bone .....	Youth & Community Initiatives
Morris Bradshaw .....	Senior Administrator
Willie Brown .....	Team Ambassador
Esteban Carbajal .....	Tickets
Teresa Cetraro .....	Raider Image
Dimitrous Chattman .....	Tickets
Jay Chess .....	Tickets
Rebecca Corman .....	Internet
Vittorio DeBartolo .....	Broadcast
Adam Feldman .....	Tickets
Tess Foley .....	Tickets
Tony Gonzales .....	Photography
James Hambrick .....	Tickets
Qiava Harper .....	Tickets
Alex Hobel .....	Sponsorship
Benny Hong .....	Technology
Courtney Jeffries .....	Tickets
David Kao .....	Tickets
Chris Kenyon .....	Tickets
Robert Kinnard .....	Sponsorship
Jerry Knaak .....	Internet
Zack Madonick .....	Tickets
Paul Maldonado .....	Technology
Jonathan Martinez .....	Tickets
Anthony Mayo .....	Community & Youth Initiatives
Donna Mendoza .....	Administration
Brian Moran .....	Raider Image
Brandi Mount .....	Tickets

Teresa Naff .....	Tickets
Cheryl Nichols .....	Special Projects
Jim Otto .....	Special Projects
Fudgie Otten .....	Administration
Marcus Padilla .....	Broadcast
Zoe Panayides .....	Tickets
Panos Pappas .....	Tickets
Matthew Pasco .....	Technology
Carolyn Paul .....	Administration
Rick Pellum .....	Tickets
Derek Person .....	Finance
Brad Phinney .....	Broadcast
Andrew Rodriguez .....	Tickets
Jeff Romanski .....	Raider Image
Samantha Romero .....	Tickets
Adam Sanda .....	Tickets
Mark Shearer .....	Tickets
Chris Sotiropoulos .....	Tickets
Calvin St. John .....	Tickets
Daniel Stein .....	Tickets
Monika Sweetwyne .....	Administration
Karla Tai .....	Human Resources
Mike Taylor .....	Director of Public Affairs
Paul Taylor .....	Raider Image
Shawn Testa .....	Technology
Jeanette Thompson .....	Broadcast/Raiderettes
Raymond Tioseco .....	Tickets
Desiree Togami .....	Tickets
Nathan Valerio .....	Raider Image
Pat Valerio .....	Administration
Dan Ventrelle .....	Counsel
Warren Verrett III .....	Tickets
Andrew Villalobos .....	Tickets
Ed Villanueva .....	Finance
Jennifer Vu .....	Tickets
Anne Wilcoxon .....	Tickets
Crystal Williams .....	Tickets

## QUICK FACTS

**First Season:** 1960 (American Football League)

**First NFL Season:** 1970

**Founding Co-Owners and Directors:** Y. Charles Soda, F. Wayne Valley, Robert L. Osborne, Don Blessing, Charles L. Harney, Roger D. Lapham, Jr., Wallace A. Marsh, William J. Hayes, Edward W. McGah

**All-Time Record:**

**Regular Season:** 426-351-11 (.548) in league games

**Postseason:** 25-18 (.581)

**AFL Championships:** 1 - 1967

**Super Bowl Championships:** 3 - 1976, 1980, 1983

**Division Titles:** 17 - 1967-70, 1972-76, 1980, 1982-83, 1985, 1990, 2000-02

**Conference:** American Football Conference

**Division:** West Division

**Training Camp:** Napa Valley Marriott; Napa, Calif. (since 1996)

**2012 Dates:** Rookies and Veterans report July 29; Camp breaks Aug. 23

**Stadium:** O.co Coliseum

**Capacity:** 63,132

**Surface:** Overseeded Bermuda

**Year Opened:** 1966

**League Games:** 268 (incl. 17 postseason)

**Team Colors:** Silver (PMS 877) and Black

**Radio:** Flagship KITS (105.3 FM) and nation-wide Raiders Radio Network

**Preseason TV:** KTVU-TV (Ch. 2) and KICU-TV (Ch. 36) in Bay Area originates regional network

## CITY OF OAKLAND

**Population:** 390,724

**TV Market:** 6th (Bay Area)

**Average Temp:** 74° F in September; 44° F in January





Owner Mark Davis



# THE FUTURE IS NOW



Reggie McKenzie

Dennis Allen

# A NEW ERA OF EXCELLENCE

# COACHES AND ADMINISTRATION



# 2012





## REGGIE McKENZIE

26TH NFL SEASON  
FIFTH WITH RAIDERS

Reggie McKenzie enters his 26th season in the National Football League, his first as General Manager of the Oakland Raiders. Named to his position by Mark Davis on Jan. 10, 2012, McKenzie is the first General Manager of the Raiders since the franchise hired Al Davis as Head Coach and General Manager in 1963.

McKenzie, a Raiders draft pick who played for the Silver and Black from 1985-88, re-joined the franchise after 18 years in the Green Bay Packers personnel department. Since hiring McKenzie in 1994, the Packers have captured eight division titles and three conference championships, and won Super Bowls XXXI and XLV.

A key component in acquiring talent, McKenzie was paramount in helping Green Bay establish the league's second-best record, 194-110 (.638), trailing only New England (198-106, .651) since the 1993 dawn of free agency and the salary cap, a period many observers predicted would send the small-market franchise into a downward spiral.

In Green Bay, McKenzie oversaw the team's scouting efforts of all professional football leagues, including the NFL, CFL and Arena Football League. He also played a key role in evaluating both players on the roster and potential free agents across the league.

Building crucial depth, McKenzie was heavily involved in all of the team's transactions and tryouts on a daily basis, including 2010, when the Packers won the Lombardi Trophy despite losing six opening-day starters -- and 15 overall -- to season-ending injuries. Also central in signing free agents Ryan Pickett and Charles Woodson, the 2009 Defensive Player of the Year, his work produced several contributors in the run to the Super Bowl XLV crown. A decade earlier, McKenzie helped obtain Eugene Robinson, Santana Dotson, Bruce Wilkerson and Desmond Howard, significant cogs in the Packers' Super Bowl XXXI title.

In recent years, including the team's world championship campaign in 2010 and its 15-1 regular season in 2011, McKenzie produced advance scouting reports on upcoming opponents, working closely with the head coach and his staff. He also contributed to the scouting of college prospects and worked in conjunction with general manager Ted Thompson in preparation for the annual draft. Green Bay promoted him to director-football operations in 2008.

McKenzie, 49, was an NFL linebacker for seven seasons (1985-90, 1992) before entering the coaching ranks. He joined Green Bay in 1994 as a pro personnel assistant, hired by former Raiders executive Ron Wolf, then-Executive Vice President/General Manager of the Packers. Wolf met McKenzie, then a University of Ten-

nessee graduate assistant, while in Knoxville to scout future Raider Charlie Garner. Wolf promoted McKenzie to director of pro personnel in May 1997, after Green Bay won Super Bowl XXXI.

Selected by the Silver and Black as a 10th-round draft pick out of Tennessee in 1985, McKenzie excelled in his first year, earning All-Rookie Team honors as the Raiders went 12-4 and won the AFC West. He started all 32 games over his first two seasons at inside linebacker. After four years (1985-88) with the Raiders, McKenzie spent two seasons (1989-90) with the Phoenix Cardinals and one year with the San Francisco 49ers (1992).

Prior to signing with the 49ers, he played with the Montreal Machine of the World League of American






## ON REGGIE MCKENZIE

Football in 1991, McKenzie spent a season as a defensive coach for Dorsey High School in Los Angeles, helping the program to a CIF Los Angeles Section championship.

In 1993, McKenzie returned to Tennessee and served as an assistant under Philip Fulmer. That year, the Volunteers appeared in the Florida Citrus Bowl and landed one of the nation's top recruiting classes, highlighted by QB Peyton Manning. While back in Knoxville, McKenzie also pursued a master's degree in education administration.

Born in Knoxville, Tenn., on Feb. 8, 1963, McKenzie earned a bachelor's degree in business administration with an emphasis in personnel management at Tennessee. An all-state linebacker and a four-sport letterman at Austin East High School in Knoxville, McKenzie was valedictorian of his 1981 graduating class, despite throwing the shot and discus for his track team, playing baseball (first base) and basketball (forward), and starting on both sides of the line on the gridiron. His twin brother, Raleigh, also attended Tennessee and enjoyed a 16-year NFL career before retiring in 2001, and joining his brother in the Raiders' personnel department as a college scout.

Reggie and his wife, June, have two daughters, Jasmin, 20, a junior at Wheaton College pursuing a degree in elementary education, and Mahkayla, 19, a sophomore at Duke University pursuing a degree in civil engineering. He also has two sons, Reginald Kahlil, 15, and Jalen Elijah, 13.



"No one can replace Al Davis. But as far as evaluating talent and getting the Raiders back to where they were, Reggie will do a good job.

"He is an exceptional evaluator of talent. Just has a great skill for it, especially for guys already in the NFL who might be flying under the radar. He was my right-hand man for all those years, a big reason why the Packers were good all those years.

"He just has a real gift, very rare, and I think it's going to be special for Raiders fans to see that. I would think, knowing what his approach is going to be and how important it is to get quality football players, he will do that there."

*—Longtime Raiders executive and former Packers General Manager  
Ron Wolf*

"If you had a question about the defense or the scheme, you could ask Reggie. He was always prepared. He was quiet, he listened and he learned."

*—Jerry Robinson, former Raiders linebacker and teammate*

"Reggie's not going to be polarizing. He'll be able to blend the people that are there, and he'll take charge when he has to take charge. You don't have to rule with an iron fist. You build a consensus, listen to people, and then make the tough decision. Reggie can do all those things."

*—Matt Millen, former Raiders linebacker and teammate*



# FRONT OFFICE EXECUTIVES



**JOEY CLINKSCALES**  
DIRECTOR —  
PLAYER PERSONNEL

Joey Clinkscales comes to the Silver and Black after serving 17 seasons with the New York Jets, most recently as vice president-college scouting. With the Jets, Clinkscales oversaw the entire college scouting operation and worked with the football staff annually to prepare for the NFL Draft. Clinkscales was promoted to national scout by the Jets in 2002 after serving as a southeast region scout. A former wide receiver for the Pittsburgh Steelers (1987) and Tampa Bay Buccaneers (1988), Clinkscales joined the Jets from National Football Scouting, where he worked as a scout. A former Tennessee Volunteer, Clinkscales and Reggie McKenzie were teammates in college and high school. The Asheville, N.C., native was a part-time scout for the Steelers from 1989-93.



**SHAUN HEROCK**  
DIRECTOR —  
COLLEGE SCOUTING

Shaun Herock joins the Raiders after serving 19 years with the Green Bay Packers, 18 working with Reggie McKenzie and the past 11 as the team's assistant director of college scouting. Herock, who embarks on his 24th overall year in scouting, became a full-time scout for the Packers in 1994. A former Raiders ball boy, he began his NFL career with the Atlanta Falcons from 1989-92 before joining the Packers initially as a summer intern in the scouting department. Herock was a four-year letterman at Richmond, playing center and tackle during his collegiate career. He graduated from Richmond with a degree in sociology. Shaun's father, Ken, played four seasons for the Raiders and enjoyed a long NFL career in personnel, including a significant role in helping to build the Raiders' Super Bowl XI championship team.



**TOM DELANEY**  
DIRECTOR —  
FOOTBALL  
ADMINISTRATION

Tom Delaney enters his 13th year with the Raiders and his first as director-football administration. Delaney is responsible for negotiating player contracts and managing the salary cap. He's also involved in maintaining the team's compliance with NFL and Management Council regulations, and roster management. The native of Pleasanton, Calif., holds a math degree from UC Davis and worked in asset management as a financial analyst prior to joining the Raiders.

## NFL POSTSEASON GAME EXPERIENCE

Player	GP	GS	DNP/INA
Richard Seymour	15	13	2
David Tellefsen	8	0	1
Matt Giordano	7	0	1
Sebastian Janikowski	7	0	0
Shane Lechler	7	0	0
Cooper Carlisle	5	3	0
Philip Wheeler	5	3	0
Pat Lee	4	0	1
Brandon Underwood	4	0	1
Khalif Barnes	3	3	0
Mike Brisiel	2	2	0
Aaron Curry	2	2	0
Carson Palmer	2	2	0
Matt Leinart	1	0	7
Tory Humphrey	1	0	5
Owen Schmitt	1	0	0
Shawnntae Spencer	0	0	2
<b>Totals</b>	<b>74</b>	<b>28</b>	<b>20</b>

Games Coached	
Coach	
Steve Hoffman	22
Al Saunders	20
Greg Knapp	14
Dennis Allen	12
Johnny Holland	10
Johnnie Lynn	7
Jason Tarver	5
John DeFilippo	5
Clayton Lopez	2
Frank Pollack	2
<b>Totals</b>	<b>99</b>







## DENNIS ALLEN

11TH NFL SEASON  
FIRST WITH RAIDERS

When Dennis Allen became the 18th head coach in Raiders history on Jan. 30, 2012, he promised to field a tough, smart, disciplined and committed football team, noting that organizations win games in the National Football League by more than talent alone.

Allen, 39, is the NFL's youngest head coach, more than six months younger than the league's previously youngest coach, Pittsburgh's Mike Tomlin.

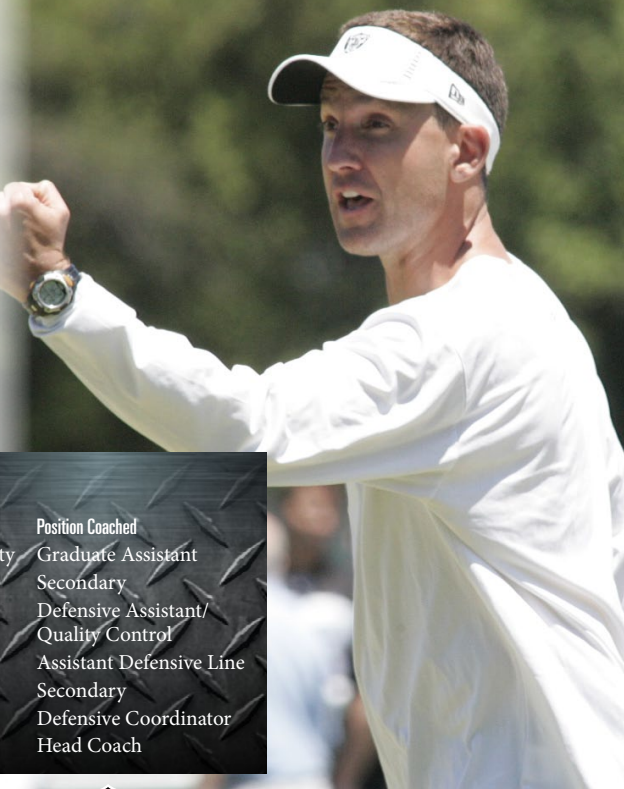
With 16 years of combined coaching experience at the college and professional levels, Allen enters his 11th NFL season. On six occasions during his 10 years as an NFL assistant, his team earned a playoff berth: 2002, 2004, 2006, 2009, 2010 and 2011. And four of those trips came after division championships: The NFC South with Atlanta in 2004 and New Orleans in both 2006 and 2009, and the AFC West with Denver in 2011.

His résumé also includes football's ultimate prize, a Super Bowl XLIV ring he earned by helping the Saints beat season MVP Peyton Manning, who threw for more than 4,500 yards with 33 touchdowns, and the Indianapolis Colts to conclude the 2009 campaign.

The NFL's second-youngest defensive coordinator when the Broncos hired him in 2011, he coordinated a defense that helped Denver parlay an AFC West crown into a Wild Card win and a date in the Divisional round.

During his only year in Denver, despite starting three rookies most of the season, the Broncos improved 12 spots over 2010 in overall defensive ranking (from 32nd to 20th) and bettered their points allowed by eight spots (from 32nd to 24th).

Among four Pro Bowlers on Allen's defense, Von Miller thrived. A Pro Bowl starter and the NFL's Defensive Rookie of the Year, he tied the team's rookie record with 11½ sacks. Elvis Dumervil also flourished under Allen, rebounding from injury to register 9½ sacks. In fact, the Broncos' 41 sacks as a team were their most since 2000.



### COACHING BACKGROUND

Years	College/Pro Team	Position Coached
1996-99	Texas A&M University	Graduate Assistant
2000-01	University of Tulsa	Secondary
2002-05	Atlanta Falcons	Defensive Assistant/ Quality Control
2006-07	New Orleans Saints	Assistant Defensive Line
2008-10	New Orleans Saints	Secondary
2011	Denver Broncos	Defensive Coordinator
2012	Oakland Raiders	Head Coach

## HEAD COACH



*Allen is the first individual with a defensive background hired by the Raiders as head coach since Al Davis elevated John Madden, right, to replace John Rauch in 1969.*

Prior to joining the Broncos, Allen was an assistant coach for five seasons with New Orleans, first as assistant defensive line coach (2006-07), then as defensive backs coach (2008-10).

Under Allen's direction in 2010, the Saints' secondary allowed an NFL-low 13 touchdown passes while ranking fourth in the NFL in net passing yards per game (193.9).

In 2009, Allen tutored a secondary that played a key role in helping the Saints to their first Super Bowl victory. His unit accounted for an NFL-high six interception returns for touchdowns and totaled 22 picks en route to their championship. One of his pupils, cornerback Tracy Porter, sealed the Saints' 31-17 win over Indianapolis by returning a Manning interception 74 yards for a touchdown late in the game.

He also helped revitalize the career of safety Darren Sharper, who in 2009 tied for the NFL lead with nine interceptions. Sharper joined safety Roman Harper in forming the first pair of defensive backs in franchise history to make the Pro Bowl in the same season.

In 2008, his first year as secondary coach, Allen helped the Saints overcome season-ending injuries to both starting cornerbacks and contributed to a defense that held five opponents under 200 yards passing.

Allen assisted in tutoring the Saints' defensive line from 2006-07, helping defensive end Will Smith become a Pro Bowler in 2006 after posting 10½ sacks and forcing three fumbles.

He originally entered the NFL coaching ranks with Atlanta in 2002, spending four seasons with the Falcons as a defensive assistant. During his stint in Atlanta, the Falcons qualified for the playoffs twice—as a wild card in 2002 and as NFC South champs in 2004—and played in the NFC Championship in 2004.

Allen spent his first two years with Atlanta working primarily with the defensive backs. In 2002, he aided that unit in improving from No. 30 against the pass to 16th, while tying for third in the NFL with 24 interceptions.

In his final two campaigns in Atlanta, Allen assisted in coaching a defensive line that produced Pro Bowlers Patrick Kearney (2004) and Rod Coleman (2005). In 2004, the line helped the Falcons total 48 sacks to lead the NFL for the first time in team history.

Allen kicked off his football coaching career in 1996 as a graduate assistant at his alma mater, Texas A&M, where he was a four-year letterman as a safety. He worked with Aggies defensive backs for four seasons before coaching the secondary at the University of Tulsa from 2000-01.

A highly recruited defensive back at L. D. Bell High School in Hurst, Texas, before following his father, Grady Allen, to Texas A&M, Dennis went on to start the final 21 games of his career on the top-rated Texas A&M "Wrecking Crew" defense.

The Atlanta native was signed by Buffalo as an undrafted college free agent in 1996 and spent training camp with the Bills. His father, Grady, played in the NFL as a linebacker for the Atlanta Falcons from 1968-72.

Allen and his wife, Alisson, have a son, Garrison, and a daughter, Layla.



Steve Hoffman is in his first season as the Raiders' special teams coordinator and his 23rd season as an NFL assistant. Hoffman came to Oakland after serving as the special teams coach for the Kansas City Chiefs for three seasons (2009-11).

Hoffman's coverage units ranked sixth in the NFL in 2010, allowing opponents to average just 20.2 yards per kickoff return. Kansas City's special-teams group showed dramatic improvement in his first season with the Chiefs, as the units improved to 12th in 2009, up from 29th in 2008 in the comprehensive NFL rankings compiled by Rick Gosselin of the Dallas Morning News. Under Hoffman's tutelage, Dustin Colquitt registered a 40.8-yard net-punting average in 2009, the top single-season mark in Chiefs history. In addition, K Ryan Succop posted an 86.2 field-goal percentage in 2009, tied for the highest mark by an NFL rookie since 1970.

Prior to joining the Chiefs, Hoffman spent two seasons (2007-08) with the Miami Dolphins as assistant special teams coach. In 2007, kicker Jay Feely established a Dolphins single-season record by connecting on 21 of 23 (91.3) field-goal attempts. Hoffman also tutored P Brandon Fields, who led all NFL rookies with a 43.2-yard punting average in 2007.

He was assistant special teams coach with the Atlanta Falcons in 2006.

Hoffman served on the Dallas Cowboys staff for 16 years (1989-04) as kicking coach. In addition to his duties with kicking specialists, he spent seven seasons as offensive/defensive quality control coach (1989-95). He later coached kickers and served as offensive quality control coach (1996-99) before finishing his tenure in Dallas as defensive quality control coach (2000-04). During his time in Dallas, Hoffman's specialists established 15 club records, and he contributed to three world championships as Dallas claimed titles in Super Bowls XXVII, XXVIII and XXX.

Prior to joining the professional ranks, Hoffman instructed kickers and punters at the University of Miami (1985-88). While with the Hurricanes, he mentored P Jeff Feagles, who went on to become the NFL's all-time leader in punts (1,713) and punting yards (71,211).

A native of York, Penn., he played quarterback, running back and wide receiver, and handled kicking and punting duties, during his collegiate career at Dickinson (Penn.) College. He spent one year punting for the Washington Federals of the USFL (1983) and attended NFL training camps with Washington (1981, 1983), Seattle (1984) and New Orleans (1985).

Hoffman has a daughter, Micaela, a son, Luca, and is married to Aline Bazerghy.



Greg Knapp, who has 17 years of coaching experience at the NFL level, rejoins the Raiders as offensive coordinator in 2012.

Knapp, 49, served the past two seasons as quarterbacks coach for the Houston Texans after spending the nine previous years as an offensive coordinator—from 2004-06 for the Atlanta Falcons, from 2001-03 for the San Francisco 49ers, from 2007-08 for the Raiders, and in 2009 for the Seattle Seahawks.

In 2011, Knapp helped guide the Texans to the franchise's first AFC South division title, first post-season appearance and first playoff win, despite the season-ending injury sustained by starting QB Matt Schaub after just 10 games. The Texans ranked 10th in the NFL in scoring with 381 points (23.8 avg.), and Schaub finished the season ranked sixth in the league with a 96.8 quarterback rating. Knapp also oversaw the development of QB T.J. Yates, who led the Texans into the playoffs after both Schaub and backup Matt Leinert were lost to injury.

Under Knapp in 2010, Schaub ranked ninth in the NFL with a 92.0 passer rating and became the 12th player in NFL history to throw for more than 4,000 yards in back-to-back seasons, ranking fourth in the NFL with 4,370 yards. In addition, Schaub had a career-best interception percentage of 2.1 and threw twice as many touchdowns (24) as interceptions (12), aided by a string of 110 consecutive passes without a pick.

Knapp spent the 2009 season as the offensive coordinator for the Seattle Seahawks and guided an attack that averaged 316.8 yards per game, including 218.9 through the air.

Knapp joined Seattle after two seasons as the offensive coordinator for the Oakland Raiders. In 2007, the Raiders averaged 294.8 yards per game and ranked sixth in the NFL in rushing with 130.4 yards per game. In 2008, the Oakland offense averaged 272.3 yards, including a rushing attack that ranked 10th in the NFL with an average of 124.2 yards.

#### LOGO AND TEAM COLORS

The original Oakland Raiders were clad in black, gold and white uniforms, with black helmets. Not until the arrival of Al Davis in 1963 did the team colors become the unique Silver and Black, including the addition of the shield on a silver helmet.

The Raider shield features a pirate's eye-patched visage adorned with a vintage leather football helmet and includes two crossed swords with the word "Raiders." According to rumor, the countenance depicted on the Raider shield could be that of the late actor Randolph Scott.



# COORDINATORS

In Atlanta from 2004-06, Knapp's offense featured the top rushing attack in the league, averaging 169.9 yards per game on the ground over three seasons. In 2005, the Falcons led the league in rushing by averaging 159.1 yards per game and produced a 1,000-yard rusher and three Pro Bowlers on offense. In 2004, the Falcons averaged 167 yards while advancing to the NFC Championship game.

Knapp was first promoted to offensive coordinator with the San Francisco 49ers in 2001 and held that position through 2003. In his three years as the play-caller, the 49ers averaged 355.8 yards per game, fifth in the league. QB Jeff Garcia averaged 213.0 passing yards per game and posted a passer rating of 87.4 in Knapp's offense.

Knapp began his NFL coaching career as a quality control assistant with the 49ers from 1995-97 before being promoted to quarterbacks coach in 1998. Under his guidance from 1998-99, QB Steve Young concluded his Hall of Fame career with a passer rating of 95.5 over his final two seasons. In 2000, Garcia took over the reins of the San Francisco offense and threw for a team-record 4,278 yards and 31 touchdowns.

During his 17 years on the offensive side of the ball in the NFL, Knapp's quarterbacks have participated in the Pro Bowl nine times. San Francisco's Steve Young and Jeff Garcia played in the game from 1995-98 and 2000-02, respectively, and Michael Vick represented the Atlanta Falcons from 2004-05.

A native of Seal Beach, Calif., Knapp played quarterback at Sacramento State from 1982-85. He began his coaching career in 1986 at his alma mater and remained there through 1994. He coached the Hornets' running backs from 1986-89 and wide receivers from 1989-90 before being promoted to assistant head coach and offensive coordinator from 1991-94.

Knapp and his wife Starla have one daughter, Jordan.



**JASON  
TARVER**  
DEFENSIVE  
COORDINATOR

Jason Tarver is in his first season as defensive coordinator for the Oakland Raiders.

Tarver served as co-defensive coordinator and inside linebackers coach at Stanford in 2011, after spending 10 seasons in various coaching capacities with the San Francisco 49ers.

Tarver was appointed co-defensive coordinator and inside linebackers coach at Stanford in February 2011 and coordinated one of the top defensive units in the PAC-12. The Cardinal ranked either first or second in the conference in six defensive categories, rushing defense (first-84.4), third-down conversion defense (first-31.1), scoring defense (second-21.9), total defense

(second-337.6), sacks per game (second-3.0) and opponent first downs (second-17.5). Stanford finished third nationally in rushing defense, sixth in third-down-conversion defense (31.0; 51-164) and 11th in sacks per game (3.0).

Tarver spent the previous decade on the staff of the 49ers, coaching San Francisco's outside linebackers for six seasons (2005-10) prior to his appointment at Stanford. He began coaching at the NFL level as a quality control coach for the 49ers (2001-03) before being promoted to assistant running backs/offensive assistant coach for the 2004 campaign.

Under Tarver's guidance in 2009, the 49ers' outside linebackers recorded 15 takeaways, 17.5 sacks and nine forced fumbles, setting the edge for a run defense that ranked sixth in the NFL. Linebacker Manny Lawson enjoyed a breakout season as he led the team with a career-high 6.5 sacks, while Ahmad Brooks recorded a career-best six sacks. Parys Haralson also posted five sacks. Both Lawson and Brooks recorded four forced fumbles, which tied the 49ers' single-season record. The 49ers finished the season tied for third in the NFL in sacks (44) and tied for first in forced fumbles (21), and ranked fourth in points allowed per game (17.6).

In 2007, Tarver played an instrumental role in the development of Haralson, who was elevated to a starting role after Lawson was lost for the season with an injury during the second week of the season. A year later, Haralson led the team with a career-high eight sacks, tied for second among NFC linebackers.

Prior to joining the 49ers in 2001, Tarver spent three seasons (1998-2000) as a graduate assistant coach at UCLA, where he worked primarily with the defensive backs while assisting with the special teams. During his tenure with the Bruins, three defensive backs, cornerbacks Ricky Manning and Jason Bell along with safety Marques Anderson, joined the NFL ranks.

A Northern California native, Tarver played football at West Valley Junior College in Saratoga from 1994-95. He spent the 1996 and 1997 seasons as an assistant coach on the West Valley staff, tutoring linebackers, defensive backs and special teams.

Tarver earned his bachelor's degree in chemistry in 1997 from Santa Clara University, where he was a member of Phi Beta Kappa. He also earned his master's degree in biochemistry and molecular biology from UCLA and received the departmental prize for distinguished teaching in 1998 and 2000.

Tarver and his wife, Katie, have two sons, Merrick and Keegan.



Keith Burns, a veteran of 28 years in the collegiate coaching ranks, joins the Oakland Raiders in 2012 as assistant special teams coach. Burns comes to the Silver and Black after serving as secondary coach at Mississippi in 2011.

Burns has coached on two occasions in Northern California, serving in various roles at the Pacific (1985-88) and San Jose State (2004-09). He has been both an offensive coordinator and defensive coordinator at the collegiate level and served as head coach at Tulsa for three seasons from 2000-02.

Burns joined the staff at Ole Miss after directing a heralded Kansas State secondary in 2010. Under his watch, safety Ty Zimmerman was named Freshman All-America, while defensive backs Stephen Harrison and Terrance Sweeney earned All-Big 12 honors.

Prior to his stint in Manhattan, Burns spent six seasons on the staff at San Jose State, including three as defensive coordinator. In 2009, the Spartans finished 22nd nationally in pass defense, and in 2008, Burns' unit ranked in the top-20 nationally in tackles for loss (seventh), passing defense (10th) and sacks (11th). The Spartans also finished 21st nationally in both points allowed and turnover margin.

The Spartans were 9-4 in 2006, with wins over Stanford and New Mexico in the New Mexico Bowl, and finished with the program's most victories in a season since 1987.

As cornerbacks coach, Burns mentored three NFL draft choices in his final three seasons at San Jose State. Dwight Lowery became SJSU's first two-time, first-team All-America selection and was a 2008 fourth-round pick of the New York Jets. Christopher Owens, a two-time All-WAC corner, was a 2009 third-round choice by Atlanta, while Coye Francies was taken in the sixth round of the 2009 draft by the Cleveland Browns. In all, Burns has coached 14 players that have gone on to have successful careers in the professional ranks.

Burns was the head coach at Tulsa from 2000-02, when his teams were the basis for the Golden Hurricanes' 2003 Humanitarian Bowl appearance. His first team in 2000 went 5-7 to give Tulsa its most wins in eight seasons.

Prior to arriving at Tulsa, Burns served as defensive coordinator at Arkansas for two seasons (1998-99). During his tenure, Arkansas made consecutive bowl appearances, and following the 1998 campaign, Burns was one of five finalists for the Frank Broyles Award, given annually to the nation's top assistant coach.

Prior to Arkansas, he spent five seasons under John Robinson at USC, the final four as defensive coordinator. While at USC, his defensive units ranked

fourth nationally in scoring defense in 1994, first in the Pac-10 in scoring defense in 1995, second in total defense in 1996, and first in rushing defense in 1997.

Burns also coordinated the defense at Pacific (1986-87) and was offensive coordinator for the Tigers for one season (1988). He also spent time at Rice as defensive pass coordinator and special teams coordinator (1989-92). He began his coaching career at Arkansas as a graduate assistant (1984) and served as an assistant coach (defensive backs/special teams) for one season (1985).

A native of Hurst, Texas, Burns was a three-time letterwinner at Arkansas (1980-82). He and his wife, Yvonne, have three children.



John DeFilippo rejoins the Raiders as quarterbacks coach in 2012. DeFilippo, who coached quarterbacks for the Silver and Black from 2007-08, coached at San Jose State for the last two seasons, serving as offensive coordinator and quarterbacks coach in 2011, and quarterbacks coach in 2010. He was assistant quarterbacks coach for the New York Jets in 2009.

Last season, the Spartans ranked 23rd in the nation with 276.8 passing yards per game and jumped 32 places nationally in total offense from the previous year. The team also set a single season school record with 297 pass completions. DeFilippo tutored QB Matt Faulkner, who ranked second in the Western Athletic Conference in passing by completing 274 of 422 attempts for 3,149 yards and 13 touchdowns. In 2010, he coached QB Jordan La Secla, who was with the Raiders in training camp last season.

As assistant quarterbacks coach for the Jets in 2009, he helped coach rookie QB Mark Sanchez, who led the Jets to the AFC Championship in his first season as a pro.

DeFilippo's NFL coaching career began with the New York Giants in 2005, when he served as offensive quality control coach on Tom Coughlin's staff for two years. He helped the Giants to two postseason appearances, and New York posted a 19-13 regular-season record during his time there.

He joined the Giants after two seasons as quarterbacks coach at Columbia, where he tutored QB Jeff Otis, who left the school ranked second in program history in completions and passing yards, and went on to spend time on the Raiders practice squad.

From 2001-02, DeFilippo was a graduate assistant at Notre Dame, working with wide receivers and tight ends under Bob Davie in 2001, and with quarterbacks under Tyrone Willingham in 2002. He helped lead the Irish to an 8-0 start in 2002, with wins over No. 7 Michigan and



# ASSISTANT COACHES

No. 11 Florida State, and a Gator Bowl berth.

He began his coaching career tutoring quarterbacks at Fordham in 2000.

DeFilippo was a four-year letterwinner, playing quarterback at James Madison University and helped the team to a conference title as a senior in 1999. He held NFL summer coaching internships with the Carolina Panthers in 1997 and the Indianapolis Colts in 1998. A native of Youngstown, Ohio, DeFilippo's father, Gene, is the athletic director at Boston College.



Ted Gilmore enters his first season as wide receivers coach for the Oakland Raiders. Gilmore coached at the collegiate level for 17 seasons prior to joining the Silver and Black.

Gilmore served as wide receivers coach at USC in 2011, when he was named the NCAA's top receivers coach by FootballScoop.com after tutoring Robert Woods and Marqise Lee to respective first-team All-America and Freshman All-America honors.

Gilmore spent six years (2005-10) at Nebraska, coaching the wide receivers. He also was the Cornhuskers' recruiting coordinator for four years (2007-10) and added the title of assistant head coach/offense in 2008.

He coached five receivers that finished among Nebraska's top-eight career receptions leaders: School-record holder Nate Swift (166 catches), Terrence Nunn, Todd Peterson, Niles Paul and Maurice Purify. In both 2007 and 2008, the Huskers ranked among the nation's top 15 in passing offense. Nebraska played in the 2005 Aloha Bowl, 2007 Cotton Bowl (following the 2006 season), 2008 Gator Bowl, and 2009 and 2010 Holiday bowls.

Gilmore arrived at Nebraska after two seasons (2003-04) at Colorado, where he handled the wide receivers. Under Gilmore's tutelage in 2003, D.J. Hackett set the Buffaloes' season receptions record (78), earned first-team All-Big 12 honors, and was drafted in the fifth round by the Seattle Seahawks. Meanwhile, Derek McCoy added 63 catches (then third on Colorado's season chart), helping CU to the 2004 Houston Bowl.

Gilmore was Purdue's wide receivers coach for two seasons (2001-02). In 2002, future NFL players Taylor Stubblefield and John Standeford were the Big Ten's top receiving tandem with 152 combined receptions and 2,096 yards. Stubblefield went on to become a consensus All-American and Biletnikoff Award finalist in 2004 while setting the NCAA career receptions record with 316. Purdue participated in the Sun Bowl in 2001 and 2002.

Gilmore began his coaching career at his alma mater, Wyoming. He first was a graduate assistant working

with the wide receivers and tight ends from 1994-96. During that time, Marcus Harris – the 1996 Biletnikoff winner, a two-time first-team All-American (1995-96) and three-time All-Western Athletic Conference first-teamer – set NCAA records for most career receiving yards (4,518) and consecutive seasons with 1,400 receiving yards (three). And, on two occasions (1994, '96), he led the nation in receiving yards per game before Detroit drafted him in the seventh round.

Promoted to full-time assistant at Wyoming, Gilmore was in charge of the wide receivers for two seasons (1997-98).

He became the tight ends coach at Kansas in 1999 and the wide receivers coach at Houston in 2000 before moving on to Purdue.

Gilmore lettered two seasons (1988-89) as a wide receiver at Wyoming. He caught 40 passes for a team-best 594 yards and three touchdowns as a junior to help the Cowboys to the 1988 Holiday Bowl. He added 32 receptions for 445 yards and two touchdowns as a senior to earn second-team All-WAC honors. He transferred to Wyoming from Butler Community College in El Dorado, Kan.

Gilmore earned his bachelor's degree in sociology from Wyoming in 1991. He was a three-sport standout at Wichita (Kan.) South High School. He and his wife, Jennifer, have two children.



John Grieco, who has 15 years of strength and conditioning coaching experience at the collegiate level, enters his first season with the Oakland Raiders.

Grieco (pronounced GREEK-oh) comes to the Silver and Black following two years as the head strength and conditioning coach at Louisiana-Monroe. He was named the top strength and conditioning coach in the country by the Professional Football Strength and Conditioning Coaches Society while at ULM.

Prior to coaching at ULM, Grieco served four seasons as the director of strength and conditioning at UNLV, where he oversaw the strength and conditioning efforts for all of the athletic department's 17 varsity sports, with an emphasis on the football program. He spent two years at East Carolina, serving as the director of the Pirates' football strength program and as an assistant strength coach.

A 1995 graduate of Florida, Grieco began his coaching career at his alma mater in 1995 and coached there for nine years (1995-03). During his time in Gainesville, he worked with various programs, including the football, baseball, softball and track and field teams. He was part of a Gator football program

that went to eight bowl games, including a national-championship victory in the 1996 Sugar Bowl. Florida also won the Orange Bowl (1998, 2001) and the Florida Citrus Bowl (1999) during that span.

Grieco is a Master Strength & Conditioning Coach and is a member of the Collegiate Strength & Conditioning Coaches Association. He and his wife, Jamie, have a son, Nicholas, and a daughter, Gianna.



Former Raider and eight-year NFL veteran Justin Griffith is in his first season on the Oakland coaching staff, serving as an offensive quality control assistant. He was a coaching intern with the Seattle Seahawks last season.

Griffith played in 96 NFL games with 73 starts, totaling 413 yards on 94 rushing attempts, and 141 receptions for 989 yards with five touchdowns. He played in 23 games with 14 starts in two seasons with the Silver and Black (2007-08). Originally drafted by Atlanta in the fourth round of the 2003 NFL Draft, Griffith played four years with the Falcons before joining the Raiders. He played for Seattle in his final NFL season (2009).

A native of Magee, Miss., Griffith majored in education at Mississippi State.



Johnny Holland, a veteran of seven NFL seasons as a player and 16 seasons as an assistant coach, enters his first year as linebackers coach for the Oakland Raiders. Most recently, Holland was linebackers coach for the Houston Texans for five years (2006-10).

Holland coached two Associated Press Defensive Rookies of the Year during his time in Houston, tutoring DeMeco Ryans (2006) and Brian Cushing (2009). In 2009, Cushing earned honors after posting 133 tackles, four sacks and four interceptions as the Texans registered nine wins to set a franchise mark. Holland's unit contributed to a rushing defense that tied for 10th in the NFL (4.3 avg.) in 2009.

In 2007, Holland coached a group that included Ryans, a Pro Bowl starter and second-team AP All-Pro, who led the team with 127 tackles, including 98 solo stops, two sacks, one interception, a forced fumble and three fumble recoveries.

In his first season with the Texans, Holland helped Ryans win AP Defensive Rookie of the Year after turning in an outstanding season that included 126 solo tackles, which led the NFL. Ryans' 156 total tackles were the most by an NFL rookie in 20 years.

Prior to joining the Texans, Holland spent three seasons with the Detroit Lions, serving as defensive assistant (2003-04) and linebackers coach (2005). In 2005, Holland coached a linebacker corps that was ravaged by injuries but helped the defense hold opponents to under 300 total yards in five of the team's final seven games. Holland was a defensive assistant for two seasons, helping Richard Smith coach linebackers.

Holland began his coaching career as a defensive quality control coach for the Green Bay Packers from 1995-97, before coaching special teams (1998) and linebackers (1999). While on Mike Holmgren's staff in Green Bay, he helped lead the Packers to back-to-back NFC championships, following the 1996 and 1997 seasons, and a Super Bowl XXXI triumph.

#### RAIDERS ALL-TIME RADIO ANNOUNCERS, ENGLISH

##### Play-by-play

1960-61	Bud Foster
1962-65	Bob Blum
1966-92	Bill King
1993-96	Joel Myers
1997-present	Greg Papa

##### Analyst

1964-65	Dan Galvin
1966-68	Van Amburg
1969-75	Scotty Stirling
1976-81	Monty Stickles
1982-82	Rich Marotta
1983-94	Bob Chandler
	Mike Haynes
	David Humm
1995-97	
1998-present	Tom Flores

#### ALL-TIME RADIO ANNOUNCERS, SPANISH

1982	Jessi Lusada	2004-05	Erwin Higueros
1983-86	Jorge Berry	2004-05, 2010-present	Ambrosio Rico
1983	Mario Luchega	2006-09	Armando Botello
1984-88	Danny Villanueva	2006	Ramon Diaz
1987-88, 93-95	Luis Bravo	2007-09	Angel Dinamita
1993-94	Pepe Yruquez	2010-present	Fernando Arias

# ASSISTANT COACHES

In 2000, Holland rejoined Holmgren in Seattle, where he served as assistant special teams/assistant strength and conditioning coach. From 2001-02, he served as linebackers coach.

Holland played seven seasons for the Packers, posting six straight seasons with at least 100 tackles before retiring in 1994. In 1992, he led the Packers with 145 tackles and helped Green Bay to its first playoff berth in 11 years. He was inducted into the Green Bay Packers Hall of Fame in 2001.

A native of Hempstead, Texas, Holland was a four-year letterman and three-year starter at Texas A&M. He led the Aggies' vaunted Wrecking Crew defense in tackles in each of his final three seasons at College Station, before moving on to the NFL as a second-round draft choice of the Packers in 1987. Holland was enshrined in the Texas A&M Hall of Fame in 1993 and was inducted into the Cotton Bowl Hall of Fame in 2000.

Holland and his wife, Faith, have two children.



Mark Hutson enters his first season as tight ends coach for the Silver and Black. Hutson, a 25-year veteran of the college game as both a player and coach, spent the past five seasons as an assistant at Tulane, serving as the interim head coach for the Green Wave in 2011.

Prior to being named interim head coach in October 2011, Hutson served as offensive line coach for five seasons at Tulane. In 2010, Hutson's offensive line led the way for Orleans Darkwa, who rushed for a Tulane freshman record 925 yards and 11 touchdowns. He also helped the Wave's ground game churn up 127.5 yards per game and score 17 touchdowns. Tulane's aerial game averaged 245.8 yards per game, protected by Hutson's group, and scored 19 touchdowns.

In 2009, Hutson's offensive line paved the way for Andre Anderson, a Doak Walker candidate who rushed for 1,016 yards and eight touchdowns. Behind a Hutson-tutored offensive line, Anderson became the second Tulane running back to surpass 1,000 yards in a single season.

During his first season with the Green Wave, Hutson's line spring-boarded Matt Forte, who rushed for a school-record 2,127 yards, the seventh-best rushing performance in NCAA history. In addition, three of Hutson's players received all-conference honors, including honorable mention selections Troy Kropog and Michael Parenton, while Andrew Nierman was named Freshman All-America by The Sporting News.

Hutson came to Tulane from Eastern Illinois, where he spent four seasons and helped EIU to 26 overall victories, two conference titles and consecutive NCAA I-AA playoff appearances. In addition to his role as assistant head coach, he also served as the Panthers' offensive line coach and offensive coordinator. During the 2006 season, he took over the head coaching duties and guided EIU to a co-Ohio Valley Conference championship and No. 15 national ranking in the final poll. He posted an 8-5 record, including a 7-1 mark in the OVC.

Prior to joining the Panthers, Hutson served as the offensive line coach and student-athlete academic liaison at Tulsa from 2000-02. Hutson entered the coaching profession as a graduate assistant at Oklahoma in 1990. He joined Houston Nutt's staff at Murray State in 1993, serving as the tight ends coach and special teams coordinator.

Hutson followed Nutt to Boise State for one year as the special teams and tight ends coach, and then to Arkansas for two seasons. At Arkansas, he once again coached tight ends and special teams, winning the Southeastern Conference Special Teams Coach of the Year Award.

A two-time All-America lineman at Oklahoma (1986-



Nick Holz enters his first season as offensive assistant for the Oakland Raiders. Holz served the previous four seasons in the same capacity at Stanford.

A Bay Area native, Holz assisted on a staff that led the Cardinal to appearances in the Sun Bowl, Orange Bowl and Fiesta Bowl. He began his collegiate coaching career at Nebraska, where he served as offensive quality control coach and video intern for the Cornhuskers in 2007.

A three-year letterwinner at Colorado, Holz was a wide receiver and the Buffaloes' holder for three seasons. Following his senior season, he was voted by teammates as the recipient of The Regiment Award, presented annually to the Colorado player that makes the greatest contribution to the team with the least recognition. He earned a bachelor's degree in communications.

Holz prepped at De La Salle High School in Concord and was named the team's most inspirational player following the Spartans' 2002 national championship season.





87), he was a team captain and a member of the Sooners' 1985 national-championship team, and made four consecutive Orange Bowl appearances (1985-88). He was named to the Oklahoma All-Century Team and named one of the top 100 players in OU history. A three-time All-Big Eight selection, he capped his career with an appearance in the 1988 Hula Bowl all-star game in Hawaii.

The Dallas Cowboys' third-round selection in the 1988 NFL Draft, he returned to OU after his playing career and completed his bachelor's degree in communication in 1990. The Fort Smith, Ark., native has been a part of seven bowl teams, three as a coach and four as a player.

He and his wife, Sherri, have two sons, Ethan, 20, and Dillion, 18.



Clayton Lopez returns to the Raiders as defensive backs coach in 2012. Lopez, who coached in a similar capacity with the Silver and Black for two seasons from 2004-05, has served as an NFL assistant for 13 seasons.

Lopez was most recently with the St. Louis Rams, where he served as defensive backs/cornerbacks coach for three seasons (2009-11). In 2010, he oversaw one of the NFL's most improved secondaries as the Rams finished seventh in the NFL in opponent-completion percentage (57.5) and ninth in opponent-passer rating (80.4).

Lopez spent three seasons as an assistant with the Detroit Lions, coaching defensive backs (2006-07) and serving as assistant secondary coach (2008). He coached defensive backs for the Raiders for two seasons, working with Pro Bowlers Charles Woodson and Ray Buchanan, and tutoring Nnamdi Asomugha. In Lopez's two-year stint with the Raiders, the team's pass defense improved from 30th to 18th, tying for the fourth-highest improvement in the NFL team rankings in 2005. The Silver and Black's improvement of 42.6 yards per game in pass defense also was fourth in the league.

Lopez began his NFL coaching career with the Seattle Seahawks, serving as defensive assistant/quality control for three seasons (1999-01). He was promoted to assistant secondary coach and spent two seasons (2002-03) in that role with the Seahawks. In Lopez's five seasons with Seattle, the defense recorded 96 interceptions and 433 passes defended, both of which ranked sixth in the NFL during that span.

His first coaching position came as a graduate assistant at his alma mater, Nevada (1995-96). He later served as running backs coach/recruiting coordinator (1997-98).

As a defensive back at Nevada, Lopez helped the Wolf Pack to three conference titles from 1991-94. He earned his master's degree in counseling and physical education in 1999, and his bachelor's degree in psychology in 1995. A Los Angeles native, Lopez lettered in football, basketball and track at Serra High School in Gardena, Calif.

RAIDERS.COM



Johnnie Lynn enters his first season as defensive backs coach for the Oakland Raiders. An assistant coach for 18 years at the NFL level, Lynn coached defensive backs for the Philadelphia Eagles last season.

Lynn joined the Philadelphia staff after five seasons with San Francisco, marking his second stint with the 49ers. He served as secondary coach and was given the additional title of special assistant to head coach prior to the 2009 season. Lynn oversaw a secondary comprised of two former Pro Bowlers in San Francisco, and through the final five games of 2008, the 49ers boasted the NFL's third-best pass defense, allowing just 887 yards during that span.

Prior to joining the San Francisco staff in 2006, Lynn served as secondary coach of the Baltimore Ravens for two seasons (2004-05). In 2004, the Ravens' secondary accounted for six of the team's seven defensive touchdowns. He also coached two Ravens defensive backs who earned starting Pro Bowl nods: S Ed Reed and CB Chris McAlister. Reed was also named the NFL's Defensive Player of the Year in 2004.

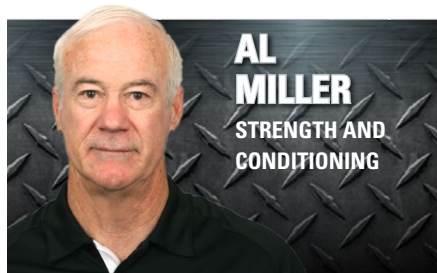
Prior to joining the Ravens, Lynn spent seven seasons with the New York Giants, serving five years (1997-01) as secondary coach before being promoted to defensive coordinator for the 2002 and 2003 seasons. In his first season as defensive coordinator, the Giants' stingy defense ranked third in the NFL in points allowed, holding opponents to 17.4 per game. The Giants also finished ninth in both total defense (309.3 per game) and pass defense (194.9).

Lynn coached defensive backs for the 49ers in 1996, coaching a Pro Bowler, and was the secondary coach for the Tampa Bay Buccaneers in 1994 and 1995. Before moving into the NFL coaching ranks, Lynn served in a number of coaching capacities at the University of Arizona from 1987-93. He started as the Wildcats' graduate assistant in 1987 and was elevated to outside linebackers coach (1988-91) before taking over the defensive backs (1992-93).

Lynn enjoyed an eight-year NFL career (1979-86) with the New York Jets as a cornerback and safety. He originally joined the Jets as a fourth-round draft pick out of UCLA. He ended his career 10th on the Jets' career interception list with 17. A four-year letterman at UCLA, Lynn played on four bowl teams and garnered All-PAC 10 honors as a senior. He earned his bachelor's degree in history.

Lynn and his wife, Laurie, are the parents of three children.

# ASSISTANT COACHES



**AL  
MILLER**  
STRENGTH AND  
CONDITIONING

Al Miller joins the Raiders coaching staff for his first season as strength and conditioning coach. Miller, whose coaching experience at the NFL level spans three decades, was a member of the inaugural USA Strength and Conditioning Hall of Fame class.

Miller served as strength and conditioning coach for the Atlanta Falcons from 1997-2005, developing and implementing the team's workout program. His 20 years of coaching in the professional ranks also includes time with the New York Giants (1993-96) and the Denver Broncos (1985-92). Miller's strength and conditioning programs have been building blocks for the foundation of four Super Bowl teams during his time in the NFL.

Prior to joining the NFL, Miller served as strength and conditioning coach for the University of Alabama under legendary head coach Paul "Bear" Bryant (1982-85). He also worked in the same capacity at Northeast Louisiana (1981), and began his coaching career at Mississippi State (1980).

Miller was inducted into the Northeast Louisiana Hall of Fame in 1992, honoring his collegiate career as a wide receiver. He earned his master's degree from Louisiana Tech in 1974.

Miller and his wife, Janis, have a son, Carey Brian, and a daughter, Lisa.



**FRANK  
POLLACK**  
OFFENSIVE LINE

Frank Pollack is in his first year with the Silver and Black as offensive line coach. He spent the previous five seasons with the Houston Texans as assistant offensive line coach.

In 2011, Pollack helped coach a group that enabled Houston to rank second in the NFL with a franchise-record 153 rushing yards per game, as two running backs rushed for more than 900 yards. The Houston line included second-team All-Pro left tackle Duane Brown, and C Chris Myers, who was selected to his first career Pro Bowl.

In 2010, the front five paved the way for a record-setting season as the Texans ranked third in the NFL with a franchise-record 6,186 yards of offense (383.3 yards per game) and a team-record 290 points (24.4 points per game), and helped produce the NFL's rushing and touchdown champion, running back Arian Foster. Foster set team records with 1,616 yards rushing and 18 total touchdowns.

In 2009, the line provided protection for the NFL's leading passer, Matt Schaub, who threw for 4,770 yards and 29 touchdowns. In 2008, the Texans line featured the same starting lineup for all 16 games, marking the first such occurrence in team history. In his first year with the Texans, Pollack helped mold an offensive line that allowed just 22 sacks in 2007.

Pollack's first coaching position came at his alma mater, Northern Arizona, in 2005 as the co-offensive line coach, working specifically with the tackles and tight ends. He was promoted to the offensive line coach in 2006, when the NAU offense led the conference in scoring (34.4) and passing (267.2), and finished second in rushing (137.9). The points-per-game total ranked fourth in Division I-AA.

Pollack was a sixth-round selection of the San Francisco 49ers in 1990. He played for the 49ers from 1990-91 before moving to Denver, where he played from 1992-93. He concluded his playing career with the 49ers from 1994-98, having played in 90 career games, helping San Francisco to a Super Bowl championship in 1994.

Pollack graduated from Northern Arizona with a degree in advertising in 1990. He was inducted into Northern Arizona's Hall of Fame in the fall of 2010. He and his wife, Wendy, have three sons, Frankie, Carter and Wilson.



**ERIC  
SANDERS**  
QUALITY CONTROL -  
DEFENSE

Eric Sanders is in his third season with the Oakland Raiders and first in his present capacity. Sanders served in an offensive quality control role on the Silver and Black's staff for the past two seasons.

Prior to joining the Raiders, Sanders coached linebackers for two seasons at UC Davis. He coached tight ends at UC Davis in the spring of 2007 before becoming a graduate assistant at Utah State.

Sanders was involved with the UC Davis program as an undergraduate and earned his bachelor's degree in psychology in 2005. From 2003-05, he was the team's video coordinator and assisted in coaching the defensive line. In 2006, he assisted with the offensive line.

A native of San Francisco, Sanders traveled to the Far East in 2005 for coaches clinics with the American Football in China Exchange Association.





**AL  
SAUNDERS**  
SENIOR OFFENSIVE  
ASSISTANT

Al Saunders returns to the coaching staff of the Oakland Raiders as senior offensive assistant after spending last season as the Silver and Black's offensive coordinator. Saunders has over 40 years of coaching experience, including the past 29 in the National Football League. He has been a part of 15 playoff teams, five division titles, one Super Bowl championship as an NFL coach and 19 times his offensive units have ranked 1st in the NFL in total offense, passing, rushing or scoring.

Despite injuries at key positions in 2011, Oakland's offense ranked among the NFL leaders in rushing (seventh, 131.9), total offense (ninth, 379.5) and passing (11th, 247.6). In addition, the Raiders ranked second in the league in explosive plays of 20-or-more yards with 84, and established a franchise record by allowing only 25 sacks on the season.

He spent two playoff seasons with the Baltimore Ravens, serving as an offensive consultant in 2009 and as senior offensive assistant in 2010. He was an assistant with the Washington Redskins from 2006-07, serving as associate head coach/offense. The head coach of the San Diego Chargers from 1986-88, he also was as an assistant for the St. Louis Rams on two occasions, helping the Rams win Super Bowl XXXIV in 1999.

Saunders served as the offensive coordinator for the Rams in 2008, returning to the franchise nearly a decade after helping the team to a World Championship in 1999 as associate head coach/wide receivers (1999-2000). Saunders was part of a coaching staff that helped create The Greatest Show on Turf and helped the Rams finish with NFL records in 2000 of 7,075 total yards and 5,232 passing yards, and score 540 points (33.8 avg.), the third-highest single-season total in NFL history. In 1999, the Rams finished atop the NFL with 6,412 yards of total offense, 272.1 passing yards per game and 32.9 points per game en route to a Super Bowl title.

Between stints with the Rams, Saunders led Washington's offense for two seasons as the associate head coach/offense from 2006-07, helping the Redskins to a playoff berth in 2007. In 2006, the Redskins produced one of the league's top rushing attacks and QB Mark Brunell established an NFL record with 22 consecutive completions in a single game.

He served as the assistant head coach/offensive coordinator with the Kansas City Chiefs from 2001-05, having previously spent 10 years in Kansas City as assistant head coach/wide receivers (1989-98). During his second stint with the Chiefs, Saunders' offense established 46 franchise records and exploded with 2,157 points, 262 touchdowns and 30,470 net yards, more than any other NFL team across those five seasons. In 2005, he was named USA Today's Offensive Coach of the Year as the Chiefs offense led the NFL for a second consecutive year.

In 2004, the Chiefs led the NFL in total offense for the first time in team history, accumulating a franchise-record 6,695 yards (418.4 avg.) and breaking or tying 18 single-season records. The Chiefs also broke or tied numerous NFL records, establishing a record with 398 first downs and tying a 42-year old mark with 63 rushing touchdowns over two seasons. Kansas City became the first team in NFL history to produce three running backs that recorded 150-yard rushing performances, and was the first team to post eight rushing touchdowns in one game. Tony Gonzalez also set the NFL single-season receiving mark for tight ends with 102 receptions, and QB Trent Green had over 300 yards passing in eight games to become just the fourth quarterback in NFL history to finish four straight seasons with a QB rating above 90.

In 2003, the Chiefs led the NFL in scoring for the second straight season with a franchise-record 484 points, a feat last accomplished by an AFC team in 1981-82, and RB Priest Holmes set an NFL single-season record with 27 rushing touchdowns. In 2002, Saunders' offense led the league in scoring with 467 points and broke or tied 22 single-season team records, including the long-standing NFL record for fewest fumbles (two) and the mark for longest touchdown pass in league history (99 yards). In 2001, Kansas City's offense ranked in the NFL top-10 in rushing, passing, scoring and total offense, and Holmes led the league in rushing with 1,555 yards.

His first NFL head-coaching position came with the Chargers as interim head coach in 1986, following the resignation of Don Coryell. He spent two full seasons as the Chargers head coach after previously filling the roles of assistant head coach (1985-86) and wide receivers coach (1983-84) for "Air Coryell," one of the most exciting and prolific offenses in NFL history. In 1985, the Chargers led the NFL in passing and total offense for the fifth time in six seasons.

Prior to entering the NFL ranks, Saunders spent 12 years as an assistant at the collegiate level. He began his coaching career as a graduate assistant at USC under the legendary John McKay from 1970-71 and served as wide receivers coach at Missouri in 1972.

Following three seasons as play-caller and offensive backfield coach at Utah State, Saunders spent six seasons at California as assistant head coach/offensive coordinator/quarterbacks coach. He helped the Golden Bears set 32 national, conference and school records and finished each season ranked in the top 10 in the nation in passing. His final collegiate stop was in 1982 as offensive coordinator/quarterbacks coach under head coach Johnny Majors at Tennessee, where he tutored an explosive, record-breaking offense that included future Raider wide receiver Willie Gault.

Saunders is a member of the San Jose State Hall of Fame, having earned Academic All-America honors as a three-year starter and team captain at defensive back and wide receiver from 1966-68. He was the recipient of California's State Graduate Fellowship and earned a master's degree in education from Stanford.

Saunders was recognized in Who's Who in America and was awarded California's prestigious Golden State Award in 1989, given for community leadership and service. He is a former All-America swimmer and national record holder in the sport. Also an accomplished distance runner, he was crowned the Road Runners Club of America's Master 5K National Champion in 1996.

Saunders and his wife, Karen, have three children: Sons Robert and Joseph, and daughter Korrin.

# ASSISTANT COACHES



Kelly Skipper is in his sixth season with the Raiders, the fourth in his present capacity tutoring running backs, after two years as tight ends coach.

Skipper, 45, has 24 years of coaching experience and has served as an offensive coordinator at the NCAA Division I level.

Last season, Skipper tutored a rushing attack that ranked seventh in the NFL with an average of 131.9 yards per contest. RB Michael Bush rushed for a career-high 977 yards and RB Darren McFadden rushed for 614 yards and averaged 5.4 yards per carry, despite having his season cut short due to injury.

In 2010, he oversaw a running game that ranked second in the NFL and established a franchise record by averaging 4.9 yards per attempt. Under Skipper's direction, McFadden became the first Raider since 2007 to eclipse the 1,000-yard mark with 1,157 yards on the ground. The tandem of McFadden and Bush totaled 1,812 yards and 15 touchdowns. In 2009, Raiders running backs averaged over 4 yards per carry under Skipper's coaching.

In 2008, tight end Zach Miller led the Raiders in receptions (56) and receiving yards (778) to place eighth in the NFL among tight ends. Skipper tutored a Raider tight ends unit in 2007 that included Miller, who led all rookie tight ends in receptions and ranked fourth in the NFL among all rookie pass catchers with 44.

Before joining the Raiders, Skipper spent four seasons coaching running backs and special teams at Washington State. He also spent two summers, one with Seattle and one with Washington, as an NFL minority fellowship coaching intern.

From 1998-02, Skipper was on the coaching staff at UCLA, where he was offensive coordinator from 2001-02. He has tutored a number of players who went on to the NFL, including Lorenzo Neal, Michael Pittman, DeShaun Foster, Chris Ivory and Jed Collins. Skipper also coached Jerome Harrison, who broke Washington State's single-season rushing record after running for 1,900 yards.

He was an assistant at Fresno State, his alma mater, from 1989-97, beginning his coaching career as a graduate assistant before becoming a full-time assistant in 1991. He handled running backs and return specialists, and served as recruiting coordinator on the Bulldogs' staff.

Skipper's father, Jim, is a longtime NFL assistant currently serving as running backs coach of the Tennessee Titans, and was head coach of the XFL's San Francisco Demons.

The Brawley, Calif., native played running back at Fresno State and rushed for 2,237 career yards to rank

on the Bulldogs' top-10 list. He also scored 28 touchdowns during his college career, as Fresno State went 36-9-1. As a senior, Skipper was a first-team All-Big West running back and earned Associated Press All-America honorable-mention honors.

He earned a degree in business from Fresno State in 1989. He was inducted into the Churchill (Eugene, Ore.) High School Hall of Fame in 2008. Skipper and his wife, Mary, have two children, Kaelen and Darius.

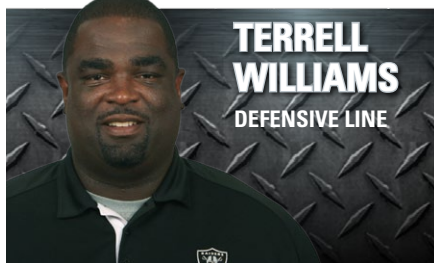


Travis Smith is in his first year with the Silver and Black as a defensive assistant. He joins the Raiders after spending a year at the University of Colorado as an offensive technical intern.

Smith, 26, came to Colorado from Santa Monica Junior College, where he was an assistant football coach, tutoring the tight ends and also assisting with the defensive linemen.

He graduated from Cal-Poly San Luis Obispo in 2009, earning his bachelor's degree in Kinesiology. His playing career for Cal Poly was limited as he underwent three shoulder surgeries while a player there.

Smith was born in Walnut Creek, Calif., and graduated from Foothill High School in Pleasanton, Calif., where he was a two-year letterman playing both linebacker and fullback.



Terrell Williams begins his first season as defensive line coach for the Oakland Raiders. Williams comes to Oakland after spending the previous two seasons in the same capacity at Texas A&M.

In two years at Texas A&M, the Aggies advanced to a pair of bowl games, including a win over Northwestern in the Meineke Car Care Bowl of Texas in 2011. The Aggies led the nation with 51 sacks last year and finished third nationally in tackles for loss, with an average of eight per game.

In 2010, Williams helped lead the Aggies to a share of their first Big 12 South crown in more than a decade

and a berth in the Cotton Bowl. Texas A&M allowed just 101.9 rushing yards per game, ranking 12th in the nation. In his first season, A&M improved from 90th to 30th nationally in rushing defense, allowing 130.2 yards per contest.

Williams came to A&M after four years as the defensive line coach at Purdue. During his time with the Boilermakers, Williams coached the entire line each year with the exception of 2008, when he focused solely on the defensive end position. He also served as Purdue's liaison to the NFL.

In 2007, Williams served an internship with the Seattle Seahawks, assisting the defensive line during training camp. During the summer of 1999, Williams interned with the Jacksonville Jaguars, assisting with the defensive line, and served an internship with the Dallas Cowboys in 2008.

During his time at Purdue, Williams tutored the likes of future Dallas defensive lineman Anthony Spencer. Spencer led the NCAA in tackles for loss and was a first-team All-American before becoming a first-round pick of the Cowboys in 2007. Defensive end Cliff Avril was a third-round selection of the Detroit Lions in 2008, with Alex Magee being selected by the Kansas City Chiefs in the third round of the 2009 NFL Draft. In addition, Mike Neal was drafted in the second round by the Green Bay Packers in 2010, and Ryan Kerrigan was selected by the Washington Redskins in the first round of the 2011 NFL Draft.

Prior to his tenure at Purdue, Williams coached the defensive line at Akron in 2004 and 2005. The Zips won the Mid-American Conference championship game in 2005 and played in the Motor City Bowl. Both the league championship and postseason-bowl appearance were firsts in the school's history.

Williams spent two years (2002-03) as the defensive line coach at Youngstown State before moving on to Akron.

From 1999-2001, Williams served on the coaching staff at North Carolina A&T, working with the defensive line. The Aggies ranked third in total defense among NCAA Division I-AA schools in 1999, allowing 259.4 yards per game, and fifth in 2000 with 261.2 yards per game. The Aggies were the black college national champion in 1999 and advanced to the quarterfinals of the Division I-AA playoffs while finishing 10th in the final poll.

Williams got his start in coaching working with the defensive line at Fort Scott Community College during the 1998 season.

A Los Angeles native, Williams earned a bachelor's degree from East Carolina in 1998. He was a nose guard for the Pirates and a member of the 1995 team that defeated Stanford in the Liberty Bowl, and finished the year ranked No. 23 in the final USA Today/ESPN poll.

Williams and his wife, Tifini, have two sons.



Steve Wisniewski, an eight-time Pro Bowl selection as a player with the Silver and Black, enters his second season as the assistant offensive line coach for the Oakland Raiders.

In his first year on staff, Wisniewski tutored a unit that allowed just 25 sacks, tied for fourth in the NFL, and helped the Raiders rank seventh in the league in rushing with 131.9 yards per game.

Wisniewski returned to the Raiders after serving as an offensive assistant at Stanford in 2010. Wisniewski helped the Cardinal to a 12-1 season that culminated in the program's first-ever BCS appearance, a 40-12 victory over Virginia Tech in the Orange Bowl.

Wisniewski spent his entire NFL career with the Raiders, starting 175 straight games prior to retiring. He was selected to the Pro Bowl eight times (1991-96, '98 and 2001), tying a Raiders franchise record, and was elected as a Raiders team captain seven times. Wisniewski was named to the NFL's All-Decade Team for the 1990s and missed only two of a possible 208 career games. He was originally a second-round draft pick (29th overall) of the Dallas Cowboys in the 1989 NFL Draft, but was immediately traded to the Raiders.

Wisniewski was a three-year starter as a guard at Penn State and was one of two sophomores to start on the 1986 national championship team. One of just four Penn State offensive linemen to earn a pair of first-team All-America honors, he was recognized in 1988 by the American Football Coaches Association (AFCA) and also earned All-America accolades from The Sporting News. A 1988 team captain, Wisniewski is one of just two offensive linemen to earn Penn State's team MVP honor since its creation in 1978.

A native of Rutland, Vt., Wisniewski earned a degree in marketing from Penn State in 1989. His older brother, Leo, was a standout defensive lineman for the Nittany Lions from 1979-81, while his nephew, Stefan, was the Silver and Black's second-round draft pick in 2011 and started all 16 games as a rookie.



# PLAYER PERSONNEL



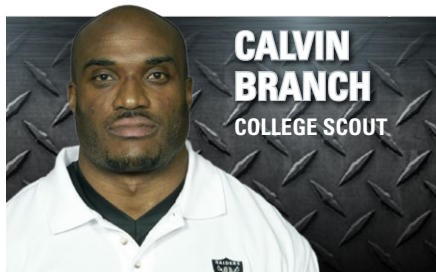
**TEDDY  
ATLAS**  
SCOUTING  
COORDINATOR

Teddy Atlas enters his second season with the Raiders and first as scouting coordinator, having joined the organization in February 2011. He interned in the New York Jets player personnel department in 2008 and was a football operations assistant with the Cleveland Browns in 2009 before becoming a full-time personnel assistant in 2010. A native of Staten Island, N.Y., Atlas boxed at Northeastern University in Boston.



**VON  
HUTCHINS**  
PRO SCOUT

Von Hutchins enters his first year with the Raiders after serving as a training camp personnel intern with the Green Bay Packers in 2011. The former defensive back played 38 games with 16 starts for the Indianapolis Colts and Houston Texans from 2004-07. He finished his NFL career with the Falcons in 2009. He attended the University of Mississippi and was selected by the Colts in the sixth round of the 2004 NFL Draft.



**CALVIN  
BRANCH**  
COLLEGE SCOUT

Calvin Branch first joined the Raiders as the team's sixth-round selection in the 1997 NFL Draft out of Colorado State. He played defensive back and was a special-teams standout for the Silver and Black from 1997-2001 and 2005. Branch began his personnel career with the Raiders in 2003, then permanently joined the Raiders' scouting staff in 2007.



**BRAD  
KAPLAN**  
COLLEGE SCOUT

Brad Kaplan joined the Silver and Black in July 2007, and has assisted in all facets of the team's personnel department. He now scouts the West Coast for the Raiders. A native of Los Angeles, Kaplan graduated with a degree in business administration from Cal Poly San Luis Obispo in 2007.



**ZACK  
CROCKETT**  
COLLEGE SCOUT

Zack Crockett enters his fourth season on the Raiders' player personnel staff. After helping Florida State to three ACC titles and a national championship, he entered the NFL as the Colts' third-round selection in the 1995 NFL Draft. In 14 years as an NFL player, eight as a fullback with the Raiders (1999-06), Crockett's 35 rushing touchdowns in an Oakland uniform are tied for third on the team's all-time list. He scouts the southeastern region for the Raiders.



**LARRY  
MARMIE**  
PRO SCOUT

Larry Marmie joins the Silver and Black from the coaching ranks, after two years in United Football League and four seasons with the Seattle Seahawks. Prior to his time in Seattle, Marmie served as defensive coordinator of the St. Louis Rams (2004-05) and the Arizona Cardinals (2000-03). Marmie coached at the collegiate level for 28 years, including four seasons as the head coach at Arizona State (1988-91). The defensive coordinator at the University of Tennessee from 1983-84, he coached Reggie McKenzie before the Raiders' GM entered the NFL.





**MICKEY  
MARVIN**  
COLLEGE SCOUT

Mickey Marvin has been with the Raiders for 35 years as both a player and scout. The team's fourth-round selection in the 1977 NFL Draft out of Tennessee, he played 11 seasons (1977-87) as a key cog in the middle of a dominant Raiders offensive line, starting in both Super Bowl XV and XVIII victories, and blocking for three of the top four individual rushing seasons in franchise annals. In his spare time, Marvin serves as a prison chaplain.



**RALEIGH  
McKENZIE**  
COLLEGE SCOUT

A 16-year NFL veteran, Raleigh McKenzie played guard for the Washington Redskins from 1985-94, helping the franchise win Super Bowls XXII and XXVI. He made starts at all five offensive-line positions during his professional career and was named to the All-NFL team in 1991. He also played for the Philadelphia Eagles, San Diego Chargers and Green Bay Packers before retiring after the 2000 season. A personnel intern for the Redskins in 2001, he most recently was an assistant coach at Herndon (Va.) High School.



**DAVID  
McCLOUGHAN**  
COLLEGE SCOUT

David McCloughan re-joined the Raiders' player personnel staff in 2011 after five seasons as director of college scouting for the San Francisco 49ers. The Indianapolis Colts' third-round selection in the 1991 NFL Draft after helping the University of Colorado win the 1990 national championship, McCloughan played four NFL seasons, with the Colts, Packers and Seahawks. McCloughan, who previously served on the Raiders' personnel staff from 1996-04, is the son of former Raiders DB and scout Kent McCloughan, and brother of former 49ers GM Scot McCloughan.



**TREY  
SCOTT**  
COLLEGE SCOUT

Trey Scott begins his first season with the Silver and Black after working in the Washington Redskins' player personnel department last year. His Midwest territory includes Michigan, Illinois, Wisconsin, Indiana and Ohio. The Kansas City, Kan., native graduated from Kansas State, where he played quarterback and majored in business management.



**DANE  
VANDERNAT**  
PRO SCOUT

Dane Vandernat first joined the Raiders in 2008, serving as a training camp intern in the Internet department prior to completing a salary cap and agent administration internship with the NFLPA. He then re-joined the Silver and Black as a football operations intern, and joined the player personnel department in 2009. The Upland, Calif., native graduated from Cal Poly Pomona and earned a master's degree from the University of San Francisco.

# SUPPORT STAFF



**SCOTT  
FINK**  
TRAVEL  
COORDINATOR

Scott Fink is in his 22nd year with the Raiders, having previously served in business affairs and community initiatives, in addition to coordinating team travel, including advance logistics, air and ground transportation, and hotel accommodations. He earned his bachelor's degree in business administration from Michigan State University. Fink and his wife, April, have two daughters, Taylor and Haylie.



**ZAK  
GILBERT**  
DIRECTOR—  
MEDIA RELATIONS

Zak Gilbert enters his first season with the Raiders, after five years as director of media relations at Colorado State University, in his hometown. Prior to that, he worked for the Green Bay Packers (2001-07), the Colorado Rockies (1998-2001) and Denver Broncos (1997). A 1997 graduate of the University of Colorado, he and his wife, Jennifer, have three children, Ashlynn, Braden and Caitlynn.



**FRED  
FORMOSA**  
DIRECTOR—  
TEAM SECURITY

Fred Formosa begins his first season with the Raiders, his 19th in NFL team security. He joined the Raiders from the San Francisco 49ers, where he had served since 1994, including 15 years (1997-2011) as director of security. During his time with the Niners, he worked with five head coaches and also assisted with training camp and team travel. A 14-year veteran of law enforcement, Formosa served with the Santa Clara Police Department from 1981-94, and also worked for a defense contractor in Sunnyvale, Calif. A Santa Clara native, he has spent his life in the Bay Area.



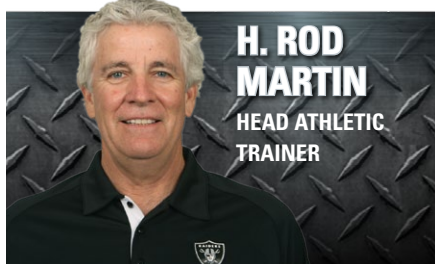
**TOM  
JONES**  
ASSISTANT TO  
HEAD COACH

Tom Jones is in his sixth year with the Raiders and fourth in his present capacity. Jones was a coaches' assistant for two seasons before assuming his current role, in which he works directly with Head Coach Dennis Allen organizing day-to-day football operations, player and staff communications and the football calendar. The Bay Area native earned a bachelor's degree in political science from Chico State before earning his master's degree in sport management from the University of San Francisco in 2007.



**WILLIE BROWN**  
TEAM AMBASSADOR

Pro Football Hall of Famer Willie Brown is in his 42nd year with the Raiders, entering a new role in 2012 as team ambassador. Most recently director of squad development, he spent 25 years (1995-2009 and 1979-88) as defensive backs coach, helping the Silver and Black win Super Bowls XV and XVIII. A head coach at both Long Beach State (1991), where he earned his master's degree, and Los Angeles Jordan High School (1994), Brown is most remembered for his storied playing career. Acquired by Al Davis from the Broncos in a 1967 trade, he went undrafted out of Grambling State, eventually signing with the Houston Oilers. A shutdown corner for the Raiders from 1967-78, he sealed victory in Super Bowl XI by intercepting Fran Tarkenton and scoring on a 75-yard touchdown. A first-ballot Hall of Famer inducted in 1984, Brown and his wife, Yvonne, have two daughters and a son.



**H. ROD  
MARTIN**  
HEAD ATHLETIC  
TRAINER

Rod Martin, in his 33rd year with the Raiders and 18th as head certified athletic trainer, first joined the Silver and Black as a trainer in 1980. Before coming to the Raiders, Martin served two years as an assistant trainer at the University of Maryland and one year at the University of Kentucky as a graduate-assistant trainer. The 60-year-old native of Lawrenceburg, Ky., graduated in 1975 from Morehead State University with a bachelor's degree in recreation. In 1977, Martin received a master's degree in education from Morehead State. A member of the National Athletic Trainers Association, Martin in February 2012 received the Fain-Cain Memorial Award as outstanding NFL athletic trainer, presented by the NFL's Physician's Society. Martin's family includes wife Donna, son Rodman, daughter Jenna, and son-in-law Lee Murphy.



**DAVE  
NASH**  
VIDEO DIRECTOR

Dave Nash is now in his 28th year with the Raiders. The Kingsport, Tenn., native graduated from El Dorado High School in Placentia, Calif., where he lettered in football as a running back and defensive back, and in baseball as an infielder. Nash attended Fullerton College, where he majored in communications. Nash and his wife Sabrina have five children: Montana, Clint, Chad, Dominic and Alana.



**BOB  
ROMANSKI**  
EQUIPMENT  
MANAGER

Bob Romanski is now in his 44th year with the Raiders and 30th in a full-time capacity. Romanski, 50, was a field house aide in 1969 before becoming a full-time equipment assistant in 1980. A graduate of Marina High in his hometown of San Leandro, Calif., Romanski and his wife Cecilia have two sons, Michael and Lucas, and daughter, Abigail. His father, Dick Romanski, was the team's first equipment manager.



**LAMONTE  
WINSTON**  
DIRECTOR-  
PLAYER  
ENGAGEMENT

Lamonte Winston enters his first season with the Raiders. Prior to returning to his native Bay Area, Winston spent 17 years with the Kansas City Chiefs, 14 as executive director of player development. A founding member of the NFL Player Development Steering Committee, he established the Chiefs' NFL/NCAA Champs Life Skills Program, after initially joining the team as an area scout in 1993. An assistant coach for eight years at the college level (San Francisco State, 1986-89; Nevada, 1990-93), Winston played collegiately at Westminster College and San Francisco State. A graduate of Skyline High School in Oakland, he also coached football at Merritt and Albany high schools in the East Bay. In 2002, the NFL commissioner the Winston-Shell Award to recognize the league's most outstanding player development director or program, naming the honor after Winston and Donnie Shell, considered the leading innovators.



# SUPPORT STAFF



**NICK  
BEACH**  
FOOTBALL  
ADMINISTRATION

Nick Beach has been with the Raiders for 11 seasons, including two as an intern. In 2004, he began working full-time in football and video operations. Beach earned his bachelor's degree in communications from San Jose State University and is married to Melissa.



**ERIN  
EXUM**  
MEDIA RELATIONS  
COORDINATOR

Erin Exum joins the Silver and Black after serving the 2011 season on the San Francisco 49ers' media relations staff as a communications assistant. Prior to her time with the 49ers, Exum was a public relations intern with the Jacksonville Jaguars during the 2010 season. The Orlando, Fla., native graduated from the University of Tennessee in 2010.



**PETE  
CARACCILO**  
FOOTBALL  
OPERATIONS

Pete Caracciolo is in his 15th season with the Raiders. Caracciolo, 36, started with the Raiders video department before moving into football operations in 2004. He is responsible for coordinating training camp for the team. In addition, he works in player engagement, assisting current players with their NFL transition. The Oceanside, N.Y. native received his bachelor's of science from Springfield College. He and his wife Maggie have two children, Mackenzie and Peter.



**JEFF  
GILBERT**  
EQUIPMENT  
ASSISTANT

Jeff Gilbert is in his first year with the Silver and Black. Gilbert most recently served as a Northern California sales representative for Riddell. Previously, he served on the equipment staffs of both the San Francisco 49ers (2005-08) and the Seattle Seahawks (2003-04). He earned his undergraduate degree at Bethany Bible College and his master's degree in sport management at the University of San Francisco. He and his wife, Theresa, have a daughter, Kiana, and a son, Carlton.



**CHRIS  
CORTEZ**  
ATHLETIC TRAINER

Chris Cortez is in his sixth year as a full-time member of the Raiders' athletic training staff, after previously serving summer internships with both the Raiders and Dallas Cowboys, and one season with the Arena League's Arizona Wranglers. A 2004 graduate of Texas State, he owns a bachelor's degree in exercise science with an emphasis in athletic training. While earning his master's degree from Oklahoma State, Cortez was a graduate assistant athletic trainer for the men's track and field and cross country teams, and received the school's 2006 Graduate Assistant of the Year award. The Cortez family includes wife Keely.



**DEREK  
HAITHCOCK**  
COACHING  
ASSISTANT

Derek Haithcock enters his fourth season with the Silver and Black as a coaching assistant, and fifth year overall with the team. He started with the Raiders as an intern in 2008. Haithcock assists the coaching staff with the organization of day-to-day football operations. The Apex, N.C., native graduated from UNC-Greensboro in 2008, majoring in business administration.



**ADAM  
JOHNSON**  
EQUIPMENT  
ASSISTANT

Adam Johnson enters his first year with the Silver and Black. He joins the Raiders after most recently serving as a teacher at Douglas High School in his native Minden, Nev. He graduated in 2008 from the University of Nevada-Reno, where he played rugby and served as a student manager for the Wolf Pack football program. Johnson and his wife, Molly, have one son, Oliver.



**DANNY  
MOLINA**  
EQUIPMENT  
ASSISTANT

Danny Molina enters his 14th season on the Raiders' equipment staff, after joining the Silver and Black in 1999. Molina, who served as assistant equipment manager for NFL Europe's Frankfurt Galaxy in 2000, graduated from Cal Lutheran University, where he played basketball for four years. The Oxnard, Calif., native also served on the football equipment staff at Cal Lutheran as an undergraduate. The Molina family includes his wife, Yume.



**WILL  
KISS**  
ASSISTANT  
DIRECTOR OF  
MEDIA RELATIONS

Will Kiss enters his fifth season as a member of the Raiders' media relations staff. Prior to joining the Silver and Black in 2008, he worked in media relations at both the West Coast Conference (2003-04; 2005-08) and Stanford (2004-05), and served a public relations internship with the Raiders (2001). He earned bachelor's (2000) and master's (2002) degrees at the University of San Francisco. Kiss and his wife, Katie, have two children, Jeanette and Owen.



**JIM  
OTTEN**  
VIDEO OPERATIONS

Jim Otten is now in his 27th year with the Raiders. Otten, who attended Oakland's Bishop O'Dowd High School and lettered three years in baseball, also played first base and was team captain at Chabot College in Hayward, Calif. His wife Fudgie is also employed by the Raiders.



**GEORGE  
LI**  
FOOTBALL  
OPERATIONS  
STATISTICAL  
ANALYST

George Li begins his second season with the Raiders, his first in his present role. Li, who manages databases and develops research reports for coaches, player personnel and management based on statistical trends, was with the Raiders last season as a defensive assistant. He previously spent five years as lead researcher at the NFL Network in Culver City, Calif., and also worked one year as a researcher at ESPN. The Millbrae, Calif., native graduated from UC Riverside with a degree in business administration in 2003.



**JOHN  
OTTEN**  
SCOUTING IT/VIDEO  
COORDINATOR

John Otten is now in his 44th year with the Raiders and his 34th in a full-time capacity. The 55-year-old Oakland native attended Bishop O'Dowd High School in Oakland. He studied computer data processing at Chabot College and at Cal State Hayward. At Bishop O'Dowd, Otten was a varsity quarterback for three seasons and lettered two years in track. Otten and his wife, Suzanne, have one son, Jacob, a senior at Cal Poly San Luis Obispo.

# SUPPORT STAFF



**EMILIO  
RABELO**

**ATHLETIC TRAINER,  
PHYSICAL  
THERAPIST**

Emilio Rabelo begins his first season with the Raiders. A 2005 graduate of the University of Florida, Rabelo holds a bachelor's degree in athletic training. During his time with the Gators, he worked two seasons with the football team as a student athletic trainer, and completed a summer internship with the Miami Dolphins. While enrolled in the University of Miami's physical therapy school, he volunteered one season with the Hurricanes before graduating in 2009 with a doctorate in physical therapy. Most recently, Rabelo worked in an outpatient orthopedic setting in the Washington, D.C., area, then completed a sports residency with Proaxis Therapy in Greenville, S.C.



**SCOTT  
TOUCHET**

**ATHLETIC TRAINER**

Scott Touchet is in his 18th season with the Raiders, having completed his master's degree in certified athletic training from the University of Arizona in 1995. Touchet, 42, graduated in 1993 with a bachelor's degree in health education from Lamar University, where he also served as a student athletic trainer for the football, baseball, volleyball and basketball teams. A native of Corpus Christi, Texas, Touchet served athletic-trainer internships during training camps with the Washington Redskins (1991) and Dallas Cowboys (1992). Touchet is a member of the National Athletic Trainers Association. The Touchet family includes wife Gloria, daughter Katrice, and sons Jordan and Wyatt.



**GREG  
REUVENI**

**VIDEO ASSISTANT**

Greg Reuveni begins his third year with the Raiders, his first in a full-time capacity, having served last season as an intern in the video department after first joining the staff during the 2010 campaign. In addition to his video duties, Reuveni coordinates all college scouting video exchange for the Silver and Black. A native of Danville, Calif., Reuveni graduated from Arizona State with a degree in communications in 2010.



**DR. WARREN  
KING**

**TEAM ORTHOPEDIST**

Dr. Warren King, in his 17th year with the Raiders, earned his undergraduate degree from the University of Southern California. The Bay Area native completed his residency at the University of Southern California-Los Angeles County Medical Center. Dr. King, who completed his sports medicine fellowship with the Kerlan-Jobe Orthopedic Group in Inglewood, Calif., is presently serving as orthopedic consultant for the San Francisco Giants and the San Jose Sharks, and previously for the U.S. Olympic soccer and rugby teams. Presently practicing in the sports medicine department of the Palo Alto Medical Association, he is a member of the American College of Sports Medicine, as well as the team physician's societies of the NFL, NHL and Major League Baseball.





Dr. Stephen Corday, who joined the Raiders' medical staff in 1990, earned both his undergraduate and medical degrees from Stanford University. The Los Angeles native did his residency and fellowship at the UCLA Center for the Health Sciences. Dr. Corday is presently an assistant clinical professor at UCLA, as well as a research scientist and attending physician at both Cedars-Sinai and UCLA medical centers. In addition, Dr. Corday conducts a private practice in west Los Angeles.



Dr. Navdeep Singh is in his second season with the Raiders organization. The Bay Area native served an internal-medicine residency at the University of Nevada-Reno, followed by fellowship training in pulmonary and critical-care medicine at the University of Vermont. After subspecialty training, he then joined an academic practice at Allegheny General Hospital in Pittsburgh, where he served as the associate director of the pulmonary and critical-care fellowship. In 2009, he returned to the East Bay, where he has been in private practice in Castro Valley. He has triple-board certification in internal, pulmonary, and critical-care medicine, and also practices hyperbaric medicine. He is also a fellow of the American College of Chest Physicians.



Dr. Fred Nicola has been associated with the Raiders since 1983. The Los Angeles native earned his undergraduate degree from UCLA and received his medical degree from Rush Medical School in Chicago. Dr. Nicola served his residency at UCLA and fellowship at Johns Hopkins Medical Center in Baltimore. He previously served as chief of orthopedic clinical services at Cedars-Sinai, and presently is in private practice in west Los Angeles, in addition to his role as an attending orthopedic surgeon at both Cedars-Sinai and Century City hospitals in Southern California. Dr. Nicola is a member of the Arthroscopy Association of North America, the NFL Team Physician's Association and the American Society for Sports Medicine.



Dr. Warren Strudwick is in his 17th year with the Raiders. Dr. Strudwick completed his undergraduate work at Brown University and received his medical degree from Howard University. Dr. Strudwick, who completed his residency at Stanford and his fellowship in France, is presently in private practice in Oakland specializing in knee and shoulder injuries. Dr. Strudwick has also served as orthopedic consultant for the Golden State Warriors, the U.S. Track and Field Association, the U.S. Boxing Association and the U.S. Weightlifting Association. In addition, he was a member of the U.S. medical team for the 1996 Olympics in Atlanta. Dr. Strudwick is a member of the team physician's societies of both Major League Baseball the National Hockey League.

# RAIDERS BUSINESS STAFF



**AMY TRASK**  
Chief Executive

Amy Trask is now in her 25th season with the Raiders. Trask holds a bachelor's degree in political science from the University of California at Berkeley and a Juris Doctorate from the University of Southern California. Trask is the club's chief executive and oversees business operations for the Silver and Black.




**AIRIKUH ANDERSON**  
Sponsorship



**JOHN ANDREWS**  
Raider Image




**FARNOUSH ANSARI**  
Sponsorship




**FRANCISCO ASCENSIO**  
Tickets



**MARC BADAIN**  
Finance



**KRISTI BAILEY**  
Administration




**JUSTIN BARNES**  
Tickets



**KRIS BAYLISS**  
Raider Image



**JEFF BIRREN**  
General Counsel



**TOM BLANDA**  
Finance/Technology



**ROSIE BONE**  
Youth & Community  
Initiatives



**MORRIS BRADSHAW**  
Senior Administrator



# RAIDERS BUSINESS STAFF




**ESTEBAN CARBAJAL**  
Tickets



**TERESA CETRARO**  
Raider Image



**DIMITROUS CHATTMAN**  
Tickets



**JAY CHESS**  
Tickets



**REBECCA CORMAN**  
Internet



**VITTORIO DEBARTOLO**  
Broadcast



**ADAM FELDMAN**  
Tickets



**TESS FOLEY**  
Tickets



**TONY GONZALES**  
Photography



**JAMES HAMBRICK**  
Tickets



**QIAVA HARPER**  
Tickets



**ALEX HOBEL**  
Sponsorship



**BENNY HONG**  
Technology



**COURTNEY JEFFRIES**  
Tickets



**DAVID KAO**  
Tickets



**CHRIS KENYON**  
Tickets



# RAIDERS BUSINESS STAFF



**ROBERT KINNARD**  
Sponsorship



**JERRY KNAAK**  
Internet



**ZACK MADONICK**  
Tickets



**PAUL MALDONADO**  
Technology



**JONATHAN MARTINEZ**  
Tickets



**ANTHONY MAYO**  
Community & Youth  
Initiatives



**DONNA MENDOZA**  
Administration



**BRIAN MORAN**  
Raider Image



**BRANDI MOUNT**  
Tickets



**TERESA NAFF**  
Tickets



**CHERYL NICHOLS**  
Special Projects




**JIM OTTO**  
Special Projects




**MARCUS PADILLA**  
Broadcast



**ZOE PANAYIDES**  
Tickets



**PANOS PAPPAS**  
Tickets



**MATTHEW PASCO**  
Technology



# RAIDERS BUSINESS STAFF



**CAROLYN PAUL**  
Administration



**RICK PELLUM**  
Tickets



**DEREK PERSON**  
Finance



**BRAD PHINNEY**  
Broadcast



**ANDREW RODRIGUEZ**  
Tickets



**JEFF ROMANSKI**  
Raider Image




**SAMANTHA ROMERO**  
Tickets



**ADAM SANDA**  
Finance



**MARK SHEARER**  
Tickets



**CHRIS SOTIROPULOS**  
Tickets



**CALVIN ST. JOHN**  
Tickets



**DANIEL STEIN**  
Tickets



**MONIKA SWEETWYNE**  
Administration



**KARLA TAI**  
Human Resources



**MIKE TAYLOR**  
Director of Public  
Affairs



**PAUL TAYLOR**  
Raider Image

# RAIDERS BUSINESS STAFF



**SHAWN TESTA**  
Technology



**JEANETTE THOMPSON**  
Broadcast/Raiderettes



**RAYMOND TIOSECO**  
Tickets



**DESIREE TOGAMI**  
Tickets



**NATHAN VALERIO**  
Raider Image



**PAT VALERIO**  
Administration



**DAN VENTRELLE**  
Counsel



**WARREN VERRETT III**  
Tickets



**ANDRES VILLALOBOS**  
Tickets



**ED VILLANUEVA**  
Finance



**JENNIFER VU**  
Tickets



**ANNE WILCOXON**  
Tickets



**CRYSTAL WILLIAMS**  
Tickets





# VETERAN BIOS



# 2012

## DAVID AUSBERRY

86

**TIGHT END**  
**HEIGHT: 6-4**  
**WEIGHT: 258**

**NFL SEASON: 2**  
**RAIDERS SEASON: 2**  
**COLLEGE: USC**  
**BORN: 9/25/87**  
**ACQUIRED: D7-11**

Selected by Oakland Raiders in seventh round (241st overall) of 2011 NFL Draft, April 30, 2011...Signed first contract, July 31, 2011.

**CAREER:** Athletic young tight end, saw significant action as a rookie, playing in 12 games primarily on special teams.

**2011:** Played in 12 games in first NFL season...Had two receptions for 14 yards...Tied for second on the team with eight special-teams tackles...Inactive for four games, including first three contests of the season...(10/2) vs. NE: Made NFL debut, seeing action on special teams...Credited with a special-teams tackle on an onside kick near the end of regulation...(10/9) at HOU: Was part of an outstanding special-teams effort that helped Raiders to an emotional victory one day after the passing of owner Al Davis...Tied for team lead with two special-teams tackles...Recorded one tackle in punt coverage and one on a kickoff...(10/16) vs. CLE: Recorded first career reception in memorable victory during first home game since passing of Davis...Hauled in a 4-yard pass from Jason Campbell, converting a third down and setting up a first-and-goal and a 4-yard touchdown run by Darren McFadden two plays later...Posted his first career rush-

ing attempt, in the third quarter, for -2 yards around left end...Added a special-teams tackle on the game's opening kickoff...(10/23) vs. KC: Recorded one special-teams tackle and recovered a fumble on kickoff-return duty...(11/10) at SD: Credited with one special-teams stop on a second-quarter kickoff...(11/20) at MIN: Posted one tackle on punt coverage...(12/4) at MIA: Recorded a special-teams tackle on a fourth-quarter onside kick...(1/1/12) vs. SD: Posted second reception of the season, hauling in a 10-yard pass from Carson Palmer in the second quarter...Added a special-teams tackle.

**COLLEGE:** Played four years at both wide receiver and tight end at USC... Had 64 career receptions for 700 yards and seven touchdowns... Made 11 career starts...Appeared in all 13 games as a senior, totaling 20 receptions for 252 yards (12.6 avg.) with four touchdowns...Added two carries for 14 yards... Hauled in a 46-yard catch against Hawaii... Had a season-high four receptions for 53 yards and a touchdown

## AT A GLANCE

- Last name is pronounced OZ-bare-ee.
- Tied for second on team with eight special-teams tackles during 2011 season.
- Played four years at both wide receiver and tight end at USC...Had 64 career receptions for 700 yards and seven touchdowns.
- Cousin of Tommie Smith, the 1968 Olympic gold medalist in the 200 meters who is long remembered (along with John Carlos) for his salute on the medal stand.

## 2012 OAKLAND RAIDERS PRONUNCIATION GUIDE

## Players

David Ausberry  
 Khalif Barnes  
 Christo Bilukidi  
 Tyvon Branch  
 Mike Brisiel  
 Mason Brodine  
 Kaelin Burnett  
 Cooper Carlisle  
 Chimdi Chekwa  
 Juron Criner  
 Jamie Cumbie  
 Kyle Efaw  
 Jacoby Ford  
 Matt Giordano

OZZ-bare-ee  
 kuh-LEEF  
 BILL-oo-KEE-dee  
 ty-VAHN  
 bry-ZELL  
 broh-DEEN  
 KAY-linn berr-NETT  
 KARR-lyle  
 CHIM-dee CHEK-wah  
 jurr-AHN CRY-nee  
 KUMM-bee  
 EE-faw  
 juh-KOBE-ee  
 gee-or-DAHN-oh

Travis Goethel  
 Kevin Haslam  
 Darrius Heyward-Bey  
 Carl Ihenacho  
 Sebastian Janikowski  
 Terrail Lambert  
 Shane Lechler  
 Rolando McClain  
 Lonyae Miller  
 Denarius Moore  
 Kyle Newhall-Caballero  
 Richard Seymour  
 Matt Shaughnessy  
 Rod Streater  
 Nathan Stupar

GAITH-uhl  
 HAZZ-lemm  
 HAY-word BAY  
 ee-hen-AH-choh  
 jan-ah-COW-skee  
 terr-L  
 LECK-ler  
 roh-LAND-oh  
 LAHN-yay  
 den-AIR-ee-uh  
 cabb-uh-LAIR-oh  
 SEE-more  
 SHAW-nuh-see  
 STREET-er  
 STOO-par

David Tollefson  
 Manase Tonga  
 Jared Veldheer  
 Stefan Wisniewski

## Coaches

John DeFilippo  
 John Grieco  
 Steve Wisniewski

## Staff

Pete Caracciolo  
 Shaun Herock  
 Larry Marmie  
 David McCloughan  
 Scott Touchet

TOHL-if-son  
 men-AH-say TAHN-gah  
 vell-DEER  
 wizz-NEW-skee

D-fuh-LIPP-oh  
 GREEK-oh  
 wizz-NEW-skee

KARE-uh-SEE-oh-loh  
 HAIR-ock  
 marr-MEE  
 mick-KLOO-uhn  
 too-SHAY





against California...Started the first six games of the season as a junior in 2009...Missed six games due to injury but returned for the Emerald Bowl against Boston College...Totaled 12 receptions for 123 yards (10.2) in seven games...Played in 12 games as a sophomore...Had six receptions for 85 yards and one touchdown...Had three receptions for 74 yards against Oregon, including a 59-yard touchdown...Played in 12 games with five starts at WR as a redshirt freshman...Totaled 26 receptions for 240 yards and one touchdown...Set a career high with five receptions for 46 yards in his collegiate debut, against Idaho...Had a 14-yard touchdown reception at Oregon...Hauled in a 15-yard touchdown against Illinois in the Rose Bowl...Sociology major.

**PERSONAL:** Attended Lemoore (Calif.) High School and played wide receiver, defensive back and punter...Honors as a senior included Parade All-America, USA Today first-team All-USA, SuperPrep Elite 50, PrepStar Dream Team, ESPN 150, SuperPrep All-America, PrepStar All-America, EA Sports second-team All-America, SuperPrep all-Far West, PrepStar All-Western and first-team Long Beach Press-Telegram Best in the West...Also participated in U.S. Army All-

American Game and garnered Orange County Register first-team Feb 15, Tacoma News-Tribune Western 100, Cal-Hi Sports first-team all-state, Cal-Hi Sports all-state medium schools MVP, Fresno Bee first-team all-area, and Yosemite League Offensive MVP honors...Had 55 catches for 930 yards (16.9 avg.) with 13 touchdowns, and ran for 489 yards on 46 carries (10.6) with 13 touchdowns...Added four interceptions and two fumble recoveries...Had 17 kickoff returns for 557 yards (32.8) and averaged 40.8 yards on 43 punts in 2005 as team won the CIF Central Section Division III title...As a junior in 2004, was an all-league selection while catching 56 passes for 850 yards (15.2 avg.) with seven scores, adding 350 rushing yards with six touchdowns...Received all-league honors as a sophomore in 2003 after recording 800 receiving yards and 10 touchdowns...Also competed on the track team, with a best of 22-10 in the long jump...Cousin of Tommie Smith, the 1968 Olympic gold medalist in the 200 meters who is long remembered (along with John Carlos) for his salute on the medal stand...Visited the VA Hospital of San Francisco during November 2011.

## DAVID AUSBERRY'S NFL STATISTICS

Year	Team	GP	GS	RECEIVING						RUSHING					
				No	Yds	Avg	Lg	TD	Att	Yds	Avg	Lg	TD		
2011	Oakland	12	0	2	14	7.0	10	0	1	-2	-2.0	-2	0		

ADDITIONAL STATISTICS: Special-teams tackles - 8 in 2011. Special-teams fumble recoveries - 1 in 2011. Fumbles - none.

## SINGLE-GAME HIGHS AND CAREER MILESTONES:

RECEIVING: Receptions - 1, twice; last: vs. SD, 1/1/12. Yards - 10, vs. SD, 1/1/12. Long - 10, vs. SD, 1/1/12.

NFL debut: vs. NE, 10/2/11. First NFL reception: vs. Cle., 10/16/11 (4 yards, J.Campbell). Rushing attempt: vs. Cle., 10/16/11 (2 yards).

## 2011, OAKLAND

Date	Opp	GP	GS	No	Yds	Avg	Lg	TD
09/12	at Den-W	(inactive)						
09/18	at Buf-L	(inactive)						
09/25	NYJ-W	(inactive)						
10/02	NE-L	1	0	0	0	-	-	0
10/09	at Hou-W	1	0	0	0	-	-	0
10/16	Cle-W	1	0	1	4	4.0	4	0
10/23	KC-L	1	0	0	0	-	-	0
11/06	Den-L	(inactive)						
11/10	at SD-W	1	0	0	0	-	-	0
11/20	at Min-W	1	0	0	0	-	-	0
11/27	Chi-W	1	0	0	0	-	-	0
12/04	at Mia	1	0	0	0	-	-	0
12/11	at GB-L	1	0	0	0	-	-	0
12/18	Det-L	1	0	0	0	-	-	0
12/24	at KC-W	1	0	0	0	-	-	0
01/01	SD-L	1	0	1	10	10.0	10	0
11 TOTALS		12	0	2	14	7.0	10	0

## RAIDERS TIGHT ENDS RECORDS

### CAREER

#### Games played

136	Todd Christensen, 1979-88
106	Derrick Jensen, 1979-86
103	Raymond Chester, 1970-72, 78-81
99	Dave Casper, 1974-80, 84
93	Andrew Glover, 1991-96

#### Receptions

461	Todd Christensen, 1979-88
255	Dave Casper, 1974-80, 84
226	Zach Miller, 2007-10
216	Raymond Chester, 1970-72, 78-81
186	Rickey Dudley, 1996-2000

#### Receiving yards

5,872	Todd Christensen, 1979-88
3,294	Dave Casper, 1974-80, 84
2,891	Raymond Chester, 1970-72, 78-81
2,712	Zach Miller, 2007-10
2,627	Rickey Dudley, 1996-2000
2,268	Billy Cannon, 1964-68
2,018	Ethan Horton, 1987, 89-93

#### Average gain (min. 50 rec.)

16.9	Billy Cannon, 1964-68
14.6	Ken Herock, 1963-65, 67
14.1	Rickey Dudley, 1996-2000
13.4	Raymond Chester, 1970-72, 78-81
12.9	Dave Casper, 1974-80, 84

#### Touchdowns

41	Todd Christensen, 1979-88
37	Raymond Chester, 1970-72, 78-81
35	Dave Casper, 1974-80, 84
29	Rickey Dudley, 1996-2000
25	Billy Cannon, 1964-68

### SINGLE SEASON

#### Receptions

95	Todd Christensen, 1986
92	Todd Christensen, 1983
82	Todd Christensen, 1985
80	Todd Christensen, 1984
66	Zach Miller, 2009
62	Dave Casper, 1978
60	Zach Miller, 2010

#### Receiving yards

1,247	Todd Christensen, 1983
1,153	Todd Christensen, 1986
1,007	Todd Christensen, 1984
987	Todd Christensen, 1985
852	Dave Casper, 1978
805	Zach Miller, 2009

#### Average gain (min. 15 rec.)

19.7	Billy Cannon, 1967
16.9	Raymond Chester, 1972
16.8	Ken Herock, 1963
16.4	Rickey Dudley, 1997
15.8	Raymond Chester, 1971
15.7	Ken Herock, 1964
15.7	Billy Cannon, 1968
15.3	Rickey Dudley, 1988

#### Touchdowns

12	Todd Christensen, 1983
10	Billy Cannon, 1967
	Dave Casper, 1976
9	Dave Casper, 1978
	Rickey Dudley, 1999
8	Raymond Chester, 1972
	Raymond Chester, 1979
	Todd Christensen, 1986





## JOE BARKSDALE

72

**TACKLE**  
**HEIGHT: 6-5**  
**WEIGHT: 329**

**NFL SEASON: 2**  
**RAIDERS SEASON: 2**  
**COLLEGE: LSU**  
**BORN: 1/1/88**  
**ACQUIRED: D3b-11**

Selected by Oakland Raiders as second of two choices in third round (92nd overall) of 2011 NFL Draft, April 29, 2011...Signed first contract, July 31, 2011.

**CAREER:** Promising offensive lineman saw action in all 16 games as a rookie...Played primarily on special teams but saw playing time on offensive line in a reserve capacity.

**2011:** Played in all 16 games as a rookie, primarily on special teams and in six-lineman sets...(9/12) at DEN: Made NFL debut on Monday Night Football, seeing action on special teams in a 23-20 Raiders victory...(9/25) vs. NYJ: Saw first career action on the offensive line...Contributed to an offense that produced 234 yards on the ground and helped RB Darren McFadden rush for a career-high 171 yards...(10/2) vs. NE: Part of a unit that totaled a season-high 504 yards of total offense...(11/10) at SD: Saw time on the offensive line, helping team rush for 191 yards and post 489 yards of total offense...(12/18) vs. DET: Part of an offense that produced 477 total yards.

**COLLEGE:** Played four years at LSU, which went 40-13 over that span...Saw action in 53 career games and started his final 39 contests in succession...Made 26 career starts at right tackle and 13 starts at left tackle...In three seasons as a starter, participated in 2,534 offensive plays and produced an 83.8 percent grade for blocking consistency...As a senior, started all 13 games at LT...Earned first-team All-Southeastern Conference honors from NFL Draft Report...Added second-team accolades from the league's coaches and the Associated Press...Part of an offensive line that reduced its sack total by 13 from the previous season...Helped Tigers average 341.3 yards of total offense and 185.7 rushing yards per contest...Earned SEC Offensive Lineman of the Week after grading out at 93 percent against Mississippi...Started all 13 games at RT as a junior, playing every offensive snap during the Tigers' final five games...Earned starting job as a sophomore, taking over at RT and starting all 13 games...Helped Tigers average 368.1 yards per contest over a 10-game stretch...Played in 14 games as a freshman, seeing reserve action on the offensive line in eight contests, helping LSU to a BCS national championship...Played on both extra-point and field-goal units...Saw 57 snaps from scrimmage on offense and another 98 on special teams...Also lined up in the backfield in short-yardage and goal-line situations...General studies major.

**PERSONAL:** Attended Cass Technical High School in Detroit, Mich. ...Regarded as the top defensive-tackle prospect in the Midwest and was rated the fourth-best player in the country at his position...A consensus five-star prospect among recruiting publications, was named to the prestigious Parade All-America team...Played in the U.S. Army All-American Bowl...Chosen by the Detroit News as the top blue-chip prospect, and was a member of the Rivals.com Top 100 and Scout.com Hot 100...Named a SuperPrep All-American...Named to the Detroit News "Dream Team" after recording 73 tackles (17 for loss), 14 hurries, seven sacks, one interception and

three forced fumbles as a senior...As a junior, received all-city honors after making 83 tackles (20 for loss), five forced fumbles, eight sacks and 10 fumble recoveries...Graduated early with a 3.5 grade-point average...Interned with TiVo in June 2012...Volunteered with the Omega Psi Phi "Omega

## AT A GLANCE

- Played in all 16 games as a rookie, primarily on special teams and in six-lineman sets.
- In three seasons as a starter at LSU, participated in 2,534 offensive plays and produced an 83.8 percent grade for blocking consistency. Helped LSU to a 40-13 record over his four years, including the 2007 BCS national championship.

Gents" in Oakland during May 2012.

## JOE BARKSDALE'S NFL GAMES

## PLAYED/STARTED

Year	Team	GP	GS
2011	Oakland	16	0

## CAREER MILESTONES

NFL debut: at Den, 9/12/11.

## THE GOAL POSTS

In the plane of each end line there shall be a centrally placed horizontal crossbar 18 feet, 6 inches, in length, the top face of which is 10 feet above the ground. The goal is the vertical plane extending indefinitely above the crossbar and between the lines indicated by the outer edges of the goal posts. All goal posts will be the single-standard type, offset from the end line and bright gold in color. The uprights will extend 30 feet above the crossbar and will be no less than 3 inches and no more than 4 inches in diameter. An orange-colored ribbon 4 inches by 42 inches is to be attached to the top of each post.



69



**TACKLE**  
**HEIGHT: 6-6**  
**WEIGHT: 321**

**NFL SEASON: 8**  
**RAIDERS SEASON: 4**  
**COLLEGE: WASHINGTON**  
**BORN: 4/21/82**  
**ACQUIRED: UFA-09 (Jac.)**

Selected by Jacksonville Jaguars in second round (52nd overall) of 2005 NFL Draft, April 23, 2005... Signed first contract, July 21, 2005... Signed as unrestricted free agent with Oakland Raiders, March 16, 2009... Re-signed with Raiders as free agent, March 9, 2010... Re-signed with Raiders as unrestricted free agent, Aug. 1, 2011... Re-signed with Raiders as unrestricted free agent, March 22, 2012.

**CAREER:** Veteran tackle has played in 98 career games with 78 starts in seven combined seasons with the Raiders and Jaguars... Emerged as a full-time starter at tackle in third season with the Silver and Black, starting all 16 games last year... Started three games as an eligible tackle in 2010, making first two career receptions, including a 2-yard TD catch... With Jacksonville, played in 60 games with 57 starts at left tackle over four seasons... Helped the Jaguars to playoff berths in 2005 and 2007, starting all three games.

**2011:** Started all 16 games at RT... Helped Raiders rank seventh in the NFL in rushing (131.9 avg.)... Part of a line that aided RB Michael Bush in rushing for 977 yards... Also protected Raiders QBs, who threw for 4,119 yards... Part of a unit that surrendered just 25 sacks, lowest in franchise annals... (9/12) at DEN: Blocked for RB Darren McFadden, who totaled 150 rushing yards in a 23-20 victory... (9/18) at BUF: Helped produce 454 yards of total offense, on a line that did not surrender a sack... (9/25) vs. NYJ: Helped produce a season-high 234 yards rushing, including McFadden's career-high 171... (10/2) vs. NE: Part of an offense that racked up a season-high 504 total yards and offense that did not surrender a sack... (11/10) at SD: Helped offense total 489 yards, including 191 rushing... (12/18) vs. DET: Protected QB Carson Palmer, who passed for 345 yards... Part of an offense that totaled 477 yards... (12/24) at KC: Part of a line that did not surrender a sack... (1/11/12) vs. SD: Helped Palmer pass for 417 yards, the third-highest total in franchise history... Part of a line that did not allow a sack for the second straight game.

**2010:** Saw action in all 16 games, making three starts as an eligible tackle... Totaled 8 yards on two receptions, including his first career TD catch... (9/19) vs. STL: Saw action at tackle in a reserve role... (10/31) vs. SEA:

Posted first career reception, for 6 yards as an eligible tackle... (11/7) vs. KC: Started as an extra lineman... Caught a 2-yard TD pass from QB Jason Campbell in the third quarter, giving Raiders a 14-13 lead en route to 23-20 overtime triumph... (12/5) at SD: Started as an extra offensive lineman... (12/12) at JAC: Entered game as a reserve on offensive line.

**2009:** Saw action in six games with two starts in first season with the Raiders... Inactive for nine contests... (9/27) vs. DEN: Made Raiders debut, playing on special teams... (10/11) at NYG: Played tackle and contributed on special teams... (10/18) vs. PHI: Played tackle and on special teams... Helped Raiders total 116 rushing yards... (10/25) vs. NYJ: Made first Raiders start,

at RT... (11/1) at SD: Started at RT... Blocked on a drive that included six straight runs and culminated in a 3-yard touchdown by RB Justin Fargas.

**2008:** Started all 16 games at LT in final season with Jacksonville... Helped both Maurice Jones-Drew and Fred Taylor rank among the AFC's top 20 rushers... (9/21) at IND: Part of an offensive line that allowed no sacks... Helped

both Taylor and Jones-Drew top 100 yards in 23-21 win... (10/12) at DEN: Helped Jones-Drew rush for 125 yards and two touchdowns in 24-17 triumph... Pass blocking helped David Garrard throw for 276 yards and a TD... (11/9) at DET: Blocking allowed RBs to rush for a combined 150 yards and three TDs in 38-14 victory... (11/23) vs. MIN: Pass blocking helped Garrard throw for a career-high 317 yards.

**2007:** Played in a career-high 16 games with 14 starts... Was only Jacksonville offensive lineman to play in all 16 games... Part of an offensive line that allowed only 31 sacks, the third-fewest in team history... Helped Garrard set single-season franchise records in passer rating (102.2) and completion percentage (64.0), while

### AT A GLANCE

- First name is pronounced kuh-LEEf.
- Started all 16 games during his third season with the Raiders in 2011.
- Has played in 98 career games with 78 starts in seven seasons with Oakland and Jacksonville.
- Began as a defensive lineman at the University of Washington and didn't move to offense until the last week of practice his freshman year.
- Sister, Ijlal, played basketball at San Diego State, and brother, Ahmad, played football at Texas Southern.

# KHALIF BARNES

the Jaguars ranked second in the NFL with 2,391 rushing yards (149.4 per game), the second-most in team history...Helped Jacksonville average 4.7 yards per carry, first in the AFC and third in the NFL...Team also led the NFL with six rushes of 50-plus yards, and ranked second with 68 rushes of 10-plus yards...(9/23) at DEN: Suffered ankle injury in the second quarter...(10/7) at KC: Played only on FG/PAT unit due to ankle injury...(10/14) vs. HOU: Blocked for running game that produced 244 yards on 26 carries (9.4 avg.), the highest single-game average in franchise history...Part of an offensive line that didn't allow a sack in consecutive games for the first time in franchise history, before Jacksonville also accomplished the feat on (12/9) vs. CAR and (12/16) at PIT...Postseason: (1/5/08) at PIT: Started AFC Wild Card game at left tackle, a 31-29 win...(1/12/08) at NE: Starter in AFC Divisional playoff game.

**2006:** Started 15 games at left tackle...Helped Jaguars set a single-season franchise record with 2,541 rushing yards (158.8 per game)...Helped pave the way for a franchise record 5.0-yard rushing average...Part of an offensive line that allowed only 30 sacks, the second-fewest in team history...(11/12) vs. HOU: Inactive, ending a streak of 20 consecutive starts...(12/10) vs. IND: Part of an offensive line that led Jaguars to a franchise-record 375 rushing yards, in 44-17 triumph over eventual Super Bowl winner.

**2005:** Played in 13 games with 12 starts at LT as a rookie...Did not allow a sack in his first 11 starts...Started 12

## CAREER MILESTONES

NFL debut: vs. Den, 10/2/05, with Jaguars. First NFL start: vs. Cin., 10/8/05, with Jaguars.

ADDITIONAL STATISTICS: Receiving - Caught 6-yard pass vs. Sea., 10/31/10; caught 2-yard TD pass from J. Campbell, vs. KC, 11/7/10; NFL totals: 2-8, TD. Miscellaneous tackles -- 2 in 2008. Miscellaneous fumble recoveries -- 1 in 2008.

straight games to close the season...(10/2) vs. DEN: Made NFL debut...(10/9) vs. CIN: Made first career start...Postseason: (1/7/06) at NE: Started in AFC Wild Card game...Played the entire second half with a broken leg.

**COLLEGE:** Started at both right and left tackle in four seasons at Washington...Moved from defensive tackle as a redshirt freshman...Allowed just three sacks in final two seasons...Anchored offensive line at left tackle for the first five games of senior season before fracturing his wrist...An All-Pac-10 honorable-mention selection as a junior at left tackle...Criminal justice major.

**PERSONAL:** Attended Mount Miguel High School in Spring Valley, Calif. ...Recorded 120 tackles and nine sacks as a defensive lineman his senior year...First-team all-academic selection (San Diego Union-Tribune)...Named all-league and all-CIF in 1998 and 1999...Voted the conference's most valuable defensive player...Also lettered in basketball...Sister, Ijlal, played basketball at San Diego State, and brother, Ahmad, played football at Texas Southern...Volunteered in December of 2011 with the Live 105 Belvedere Red, benefiting AIDS Foundation at the Home of Chicken and Waffles.

## KHALIF BARNES'

### NFL GAMES PLAYED/STARTED

Year	Team	GP	GS
2005	Jacksonville	13	12
2006	Jacksonville	15	15
2007	Jacksonville	16	14
2008	Jacksonville	16	16
2009	Oakland	6	2
2010	Oakland	16	3
2011	Oakland	16	16
NFL totals (seven years)		98	78
Postseason		3	3





21

**CORNERBACK**  
**HEIGHT: 6-1**  
**WEIGHT: 210**

**NFL SEASON: 8**  
**RAIDERS SEASON: 1**  
**COLLEGE: HOWARD**  
**BORN: 2/22/82**  
**ACQUIRED: UFA-11 (STL)**

Selected by St. Louis Rams in second round (50th overall) of 2005 NFL Draft, April 23, 2005...Signed first contract, July 29, 2005...Re-signed with Rams as unrestricted free agent, March 5, 2009...Placed on reserve/injured (neck), Sept. 14, 2011...Terminated by Rams, March 13, 2012...Signed by Oakland Raiders as free agent, March 17, 2012.

**CAREER:** Veteran cornerback joined Raiders after playing seven seasons with the St. Louis Rams...Has played in 89 career games with 65 starts...Career totals include 311 tackles (290 solo), eight interceptions, 10 forced fumbles, two sacks and 54 passes defended...Missed most of 2011 season due to a neck injury.

**2011:** Had season cut short due to neck injury, playing in just one game...(9/11) vs. PHI: Started season opener...Made one tackle before injuring neck.

**2010:** Played in 15 games with 13 starts, marking fourth straight season with 12 or more starts...Recorded 61 tackles (55), 10 passes defended and one forced fumble...(12/19) vs. KC: recorded a season-high eight solo stops...(1/2/11) at SEA: Shot into the backfield to strip RB Marshawn Lynch and produce a third-quarter fumble recovery at the Seahawks' 21-yard line, setting up a field goal.

**2009:** Started 15 games...Recorded 66 tackles (61 solo), nine passes defended and a career-high three forced fumbles...(9/20) at WAS: Forced and recovered a Santana Moss fumble at the St. Louis 30-yard line late in the first half to preserve a 7-6 lead at intermission. (9/27) vs. GB: Led team with six solo tackles...(10/18) at JAC: Recorded six solo stops and forced a Maurice Jones-Drew fumble recovered by the Rams inside their own 20 to open the second quarter...(12/20) vs. HOU: Tied a career high with eight solo tackles...(1/3/10) vs. SF: Had a season-high two passes defended.

**2008:** Started all 16 games...Set a career high with 19 passes defended and tied a career best with three interceptions...His 19 passes defended were the most for a Ram since 2004...Added 57 tackles (54), one sack and two forced fumbles...(12/7) at AZ: Posted six tackles and picked off a first-quarter pass by Kurt Warner; returned interception 24 yards to the Cardinals' 6-yard line, setting up a touchdown...Credited with three passes defended...(12/14) vs. SEA: Recorded second career sack, dropping Seneca Wallace...(12/21) vs. SF: Tied a career high with two interceptions, his second career multiple-interception game...Picked off Shaun Hill's second-quarter pass to set up a Rams field goal...Also took away Hill's third-quarter pass in Rams territory, setting up another FG...Credited with a career-high three passes defended.

**2007:** Played in 16 games with 12 starts...Recorded a career-high 67 tackles (63 solo), along with one sack, two interceptions and nine passes defended...(9/16) vs. SF: Posted first career sack, dropping Alex Smith to take the Niners out of FG range and force a second-quarter punt with St. Louis guarding a 10-7 advantage...(10/21) at SEA: Kept Rams in a 10-3 game by picking off a second-quarter Matt Hasselbeck pass in St. Louis territory...(11/25) vs. SEA: Tied a career high with eight solo tackles...(12/9) at CIN: Established a career high with eight solo stops...Added second interception of the season, picking off Carson Palmer in the second quarter...Forced a fumble on the next series.

### AT A GLANCE

- Has played in 89 career games with 65 starts.
- Missed the final 15 games last season with a neck injury.
- Has amassed 10 forced fumbles, eight interceptions and two sacks in seven NFL seasons.
- Selected by the Rams in the second round, 50th overall, of the 2005 NFL Draft.

### BEST ROAD RECORDS, SINCE 1970

Team	W	L	T	Pct
Miami	167	157	0	.515
San Francisco	164	159	0	.508
Dallas	164	160	0	.506
Pittsburgh	162	161	0	.502
Oakland	157	163	0	.491

# RON BARTELL

**2006:** Saw action in all 16 games with one start...Had 25 solo tackles and three interceptions...(12/3) vs. ARI: Made only start of the season, at CB...Posted a season-high five solo tackles...(12/17) at OAK: Recorded first NFL interception, robbing Andrew Walter and returning the fourth-quarter takeaway 19 yards to the Raiders' 19, setting up Steven Jackson's TD run on the ensuing play in 20-0 victory...(12/31) at MIN: Key in 41-21, season-ending win, registered a career-best two INTs (both of Tarvaris Jackson), including a 38-yard TD to set the tone on the game's first series...Set up another TD with his second INT, on a third-down pass in the second quarter.

**2005:** Played in 10 games with seven starts as a rookie...Started team's final seven games...Totaled 34 tackles (31 solo) and four passes defended...(10/23) vs. NO:

Made NFL debut...Posted two solo tackles and two passes defended in 28-17 win...(11/20) vs. ARI: Made first career start...Posted four solo tackles...(12/4) vs. WAS: Recorded a season-high seven tackles.

**COLLEGE:** Played in 45 combined games with 38 starts, at Howard and Central Michigan...Named second-team All-Mid-Eastern Athletic Conference as a senior...Played final two seasons at Howard...Started every game as a sophomore at Central Michigan...Criminal justice major.

**PERSONAL:** Attended Renaissance High School in Detroit...Named all-city, all-metro and city Defensive Back of the Year...Earned two letters each in football, basketball and track...Caught 23 passes for 385 yards with four touchdowns as a wide receiver...Had four interceptions on defense as a senior.

## RON BARTELL'S NFL STATISTICS

Year	Team	GP	GS	TACKLES					Yds	INTERCEPTIONS					FUMBLES		
				Tot	Solo	Asst	Sk	0.0		No	Yds	Lg	TD	PD	FF	FR	Yds
2005	St. Louis	10	7	36	31	5	0.0	0.0	0.0	0	0	0	9	2	0	0	0
2006	St. Louis	16	1	17	13	4	0.0	0.0	0.0	3	63	38	1	4	0	0	0
2007	St. Louis	16	12	76	64	12	1.0	13.0	13.0	2	10	9	0	10	2	1	7
2008	St. Louis	16	16	56	46	10	1.0	4.0	4.0	3	29	24	0	20	2	1	0
2009	St. Louis	15	15	75	50	25	0.0	0.0	0.0	0	0	0	0	10	3	1	0
2010	St. Louis	15	13	72	51	21	0.0	0.0	0.0	0	0	0	0	13	1	0	0
2011	St. Louis	1	1	1	1	0	0.0	0.0	0.0	0	0	0	0	0	0	0	0
NFL totals (seven years)		89	65	333	256	77	2.0	17.0	17.0	8	102	38	1	66	10	3	7

ADDITIONAL STATISTICS: Career interceptions - Shaun Hill (2), Tarvaris Jackson (2), Matt Hasselbeck, Carson Palmer, Andrew Walter, Kurt Warner. Career sacks - Alex Smith, Seneca Wallace. Special-teams tackles - 4 in 2005, 9 in 2006, 3 in 2007, 1 in 2008; NFL totals: 17.

## SINGLE-GAME HIGHS AND CAREER MILESTONES

**TACKLES:** Total - 8, three times; last vs. KC, 12/19/10. Solo - 8, vs. Hou., 12/20/09. **INTERCEPTIONS:** 2, two times; last vs. SF, 12/21/08. **PASSES DEFENDED:** 4, vs. Buf., 9/28/08. **SACKS:** 1, twice; last vs. Sea., 12/14/08.

**NFL debut:** at Ind., 10/17/05, with Rams. **First NFL start:** vs. Ari., 10/20/05, with Rams. **First NFL interception:** at Oak., 12/17/06 (A.Walter), with Rams. **First NFL sack:** vs. SF, 9/16/07 (A.Smith), with Rams. **Last interception:** vs. SF, 12/21/08 (S.Hill), with Rams. **Last sack:** at Sea., 12/14/08 (S.Wallace), with Rams. **Touchdowns (1):** at Min., 12/31/06, 38-yard INT return (T.Jackson), with Rams.

## ALL-TIME DEFENSIVE TOUCHDOWNS

9/11/1960	HouO	Eddie Macon	42 int	12/22/1973	Pit	"Willie Brown	54 int	9/28/1985	at NE	Lester Hayes	27 int	10/4/1998	at Ari	Charles Woodson	46 int
9/20/1961	BosP	Riley Morris	35 int	9/16/1974	at Buf	Art Thoms	29 int	9/28/1985	at NE	Sam Seale	38 int	10/25/1998	Cin	Lance Johnson	40 int
12/17/1961	HouO	Tom Londerback	41 int	10/27/1974	at SF	Harold Hart	40 int	11/20/1986	at SD	Lester Hayes	39 int	11/1/1998	at Sea	Albert Lewis	74 int
9/30/1962	SD	Fred Williamson	96 int	12/1/1974	NE	Skip Thoms	22 int	12/21/1986	Ind	Jerry Robinson	32 int	11/28/1998	KC	Charles Woodson	15 int
9/7/1963	at HouO	Ken Heruck	15 int	9/19/1977	vs. Min	"Willie Brown	75 int	9/13/1987	at GB	Vann McElroy	35 int	12/19/1998	TB	Lance Johnson	13 int
9/15/1963	Buf	Jon Jelacic	1 int	12/11/1977	Min	Willie Hall	2 int	12/20/1987	at Sea	Stacey Toran	46 int	9/24/2000	Cle	William Thomas	46 int
10/11/1963	at BosP	Jim McMillin	47 int	10/8/1978	HouO	Charlie Phillips	96 int	11/28/1988	at Sea	Greg Townsend	0 int	12/3/2000	at Pit	Eric Allen	27 int
11/28/1963	at Den	Jon Jelacic	19 int	10/15/1978	KC	Charlie Phillips	42 int	12/4/1988	Den	Greg Townsend	86 int	12/10/2000	NJY	Eric Allen	50 int
10/16/1965	at NYJ	Dave Grayson	79 int	11/13/1978	at Cin	Neal Colzie	32 int	9/24/1989	at Den	Linden King	15 int	12/24/2000	Car	Darrien Gordon	74 int
10/24/1965	BosP	Gus Otto	34 int	12/17/1978	Min	Charlie Phillips	31 int	9/24/1989	at Den	Lionel Washington	32 int	12/24/2000	Car	Eric Allen	37 int
11/21/1965	at Den	Dave Grayson	47 int	9/30/1978	Den	Monte Johnson	0 int	10/1/1989	Sea	Lionel Washington	37 int	1/6/2001	Mia	"Tory James	96 int
11/21/1965	at Den	Gus Otto	68 int	10/8/1978	Mia	Ted Hendricks	23 int	10/9/1989	at NYJ	Eddie Anderson	87 int	9/23/2001	at Mia	Anthony Dorsett	26 int
12/2/1966	NYJ	Dan Connors	55 int	10/14/1979	Atl	Lester Hayes	52 int	10/29/1989	Was	Eddie Anderson	45 int	9/30/2001	Mia	Eric Allen	26 int
9/10/1967	Den	Warren Powers	36 int	12/16/1979	Sea	Lester Hayes	30 int	9/9/1990	Den	Terry McDaniel	42 int	10/14/2001	at Ind	Anthony Dorsett	38 int
10/15/1967	at Buf	Dan Connors	30 int	9/14/1980	at SD	Willie Jones	11 int	9/9/1990	Den	Jerry Robinson	5 int	9/29/2002	Ten	Rod Woodson	82 int
11/23/1967	at KC	Willie Brown	25 int	9/28/1980	at Buf	Lester Hayes	48 int	9/30/1990	Chi	Greg Townsend	1 int	10/6/2002	at Buf	Phillip Buchannon	81 int
11/23/1967	at KC	Warren Powers	33 int	12/20/1980	at Pit	Rod Martin	34 int	11/24/1991	at Cin	Elvis Patterson	3 int	11/11/2002	at Den	Rod Woodson	98 int
12/24/1967	Buf	Dan Connors	21 int	12/14/1980	at Den	Burgess Owens	50 int	12/14/1992	at Mia	Eddie Anderson	102 int	9/14/2003	Cin	Phillip Buchannon	83 int
12/24/1967	Buf	Carleton Oats	11 int	12/28/1980	HouO	"Lester Hayes	26 int	9/5/1993	Min	Terry McDaniel	36 int	11/16/2003	Min	Phillip Buchannon	64 int
9/21/1968	at Mia	Willie Brown	27 int	9/14/1981	at Min	Cedric Hardman	62 int	9/11/1994	Sea	Terry McDaniel	41 int	9/26/2004	TB	Phillip Buchannon	32 int
9/28/1968	at HouO	Dave Grayson	45 int	9/14/1981	at Min	Burgess Owens	30 int	9/18/1994	at Den	Terry McDaniel	15 int	10/30/2005	at Ten	Jarrod Cooper	0 int
11/29/1968	Buf	George Atkinson	33 int	11/1/1981	NE	Willie Jones	9 int	9/25/1994	SD	Lionel Washington	31 int	10/11/2006	Cle	Sam Williams	30 int
12/15/1968	at SD	Rodger Bird	22 int	9/18/1982	at Atl	Archie Reese	75 int	10/9/1994	at NE	Terry McDaniel	14 int	12/29/2006	Pit	Nnamdi Asomugha	24 int
9/28/1969	Mia	Dave Grayson	76 int	9/12/1982	Sea	Rod Martin	32 int	10/16/1994	at Mia	Anthony Smith	25 int	10/28/2006	Pit	Chris Carr	100 int
11/18/1969	Den	Chip Oliver	29 int	1/2/1983	at SD	James Davis	53 int	9/24/1995	Phi	Rob Fredrickson	35 int	12/3/2006	HouO	Kirk Morrison	35 int
11/18/1969	SD	Dan Connors	25 int	1/2/1983	at SD	Mike Davis	56 int	9/24/1995	Phi	Austin Robbins	6 int	9/16/2007	at Den	Thomas Howard	44 int
11/23/1969	at KC	George Atkinson	72 int	9/13/1983	Mia	Greg Townsend	60 int	10/1/1995	at NYJ	Mike Jones	52 int	10/14/2007	at SD	Thomas Howard	66 int
11/23/1969	at KC	Dan Connors	75 int	11/6/1983	at KC	Rod Martin	40 int	12/3/1995	KC	Terry McDaniel	42 int	10/10/2010	SD	Tyvon Branch	64 int
12/27/1969	HouO	"George Atkinson	57 int	12/1/1983	at SD	Rod Martin	29 int	12/10/1995	Pit	Andreay Bruce	1 int	10/14/2010	at Den	Chris Johnson	30 int
10/10/1971	Mia	"Willie Brown	50 int	1/1/1984	Pit	"Lester Hayes	18 int	9/15/1996	Jac	Jerry Ball	66 int	1/2/2011	at KC	Stanford Rout	22 int
10/10/1971	at Den	Jimmy Warren	35 int	1/22/1984	Was	"Jack Squirek	5 int	11/17/1996	Min	Terry McDaniel	56 int	12/18/2011	Det	Aaron Curry	6 int
10/17/1971	Phi	George Atkinson	26 int	10/7/1984	Sea	Rod Martin	14 int	12/15/1996	at Den	Lance Johnson	25 int				
11/14/1971	HouO	Jimmy Warren	59 int	11/18/1984	KC	Rod Martin	77 int	9/14/1997	at Atl	Kenny Shedd	1 int				
9/24/1972	at GB	Jack Latiano	104 int	12/2/1984	at Mia	Mike Hayes	97 int	10/19/1997	Den	Eric Turner	65 int				
11/25/1973	LARm	Phil Villapiano	82 int	9/8/1985	at NYJ	Stacey Toran	76 int	10/26/1997	at Sea	Lionel Washington	44 int				
				9/28/1985	at NE	Lytle Alzado	0 int	9/20/1998	Den	Eric Turner	94 int				

\*-postseason game



## 2005, ST. LOUIS

Date	Opp	GP	GS	Tot	So	As	Sk	Yd	Int	Yd	Lg	TD	PD	FF	FR
08/11	at SF-L	(inactive)													
08/18	at Ari-W	(inactive)													
08/25	Ten-W	(inactive)													
10/02	at NYG-L	(inactive)													
10/09	Sea-L	(inactive)													
10/17	at Ind-L	0	0	0	0	0	0	0	0	0	0	0	0	0	0
10/23	NO-W	1	0	1	1	0	0	0	0	0	0	0	3	0	0
10/30	Jac-W	1	0	1	1	0	0	0	0	0	0	0	2	0	0
11/13	at Sea-L	1	0	0	0	0	0	0	0	0	0	0	0	0	0
11/20	Ari-L	1	1	4	3	1	0	0	0	0	0	0	0	0	0
11/27	at Hou-W	1	1	5	5	0	0	0	0	0	0	0	1	0	0
12/04	Was-L	1	1	7	6	1	0	0	0	0	0	0	1	0	0
12/11	at Min-L	1	1	3	3	0	0	0	0	0	0	0	1	0	0
12/18	Phi-L	1	1	5	4	1	0	0	0	0	0	0	0	1	0
12/24	SF-L	1	1	5	4	1	0	0	0	0	0	0	1	1	0
01/01	at Dal-W	1	1	5	4	1	0	0	0	0	0	0	0	0	0
05 TOTALS		10	7	36	31	5	0.0	0.0	0	0	0	0	9	2	0

## 2006, ST. LOUIS

Date	Opp	GP	GS	Tot	So	As	Sk	Yd	Int	Yd	Lg	TD	PD	FF	FR
08/10	Den-W	1	0	0	0	0	0	0	0	0	0	0	0	0	0
08/17	at SF-L	1	0	0	0	0	0	0	0	0	0	0	0	0	0
08/24	Ari-W	1	0	0	0	0	0	0	0	0	0	0	0	0	0
10/01	Det-W	1	0	0	0	0	0	0	0	0	0	0	0	0	0
10/08	at GB-W	1	0	4	2	2	0	0	0	0	0	0	1	0	0
10/15	Sea-L	1	0	0	0	0	0	0	0	0	0	0	0	0	0
10/29	at SD-L	1	0	0	0	0	0	0	0	0	0	0	0	0	0
11/05	KC-L	1	0	0	0	0	0	0	0	0	0	0	0	0	0
11/12	at Sea-L	1	0	0	0	0	0	0	0	0	0	0	0	0	0
11/19	at Car-L	1	0	0	0	0	0	0	0	0	0	0	0	0	0
11/26	SF-W	1	0	3	2	1	0	0	0	0	0	0	1	0	0
12/03	Ari-L	1	1	2	2	0	0	0	0	0	0	0	0	0	0
12/11	Chi-L	1	0	1	1	0	0	0	0	0	0	0	0	0	0
12/17	at Oak-W	1	0	2	2	0	0	0	1	16	16	0	1	0	0
12/24	Was-W	1	0	4	3	1	0	0	0	0	0	0	1	0	0
12/31	at Min-W	1	0	1	1	0	0	0	2	47	38	1	0	0	0
06 TOTALS		16	1	17	13	4	0.0	0.0	3	63	38	1	4	0	0

## 2007, ST. LOUIS

Date	Opp	GP	GS	Tot	So	As	Sk	Yd	Int	Yd	Lg	TD	PD	FF	FR
08/09	Car-L	1	1	6	6	0	0	0	0	0	0	0	0	0	0
08/16	SF-L	1	1	6	5	1	0	13.0	0	0	0	0	2	0	0
08/23	at TB-L	1	1	5	4	1	0	0	0	0	0	0	0	0	0
08/30	at Dal-L	1	1	5	4	1	0	0	0	0	0	0	0	0	0
10/07	Ari-L	1	1	5	4	1	0	0	0	0	0	0	2	0	0
10/14	at Bal-L	1	1	4	4	0	0	0	0	0	0	0	1	0	0
10/21	at Sea-L	1	0	3	3	0	0	0	1	9	9	0	0	0	0
10/28	Cle-L	1	0	1	0	1	0	0	0	0	0	0	0	0	0
11/11	at NO-W	1	0	2	2	0	0	0	0	0	0	0	0	0	0
11/18	at SF-W	1	0	3	2	1	0	0	0	0	0	0	0	0	0
11/25	Sea-L	1	1	8	6	2	0	0	0	0	0	0	1	0	0
12/2	at Ari-W	1	1	7	6	1	0	0	0	0	0	0	0	1	1
12/9	at Cin-L	1	1	8	5	3	0	0	1	1	1	0	1	1	0
12/16	GB-L	1	1	2	2	0	0	0	0	0	0	0	2	0	0
12/20	Phi-L	1	1	7	7	0	0	0	0	0	0	0	0	0	0
12/30	at Ari-L	1	1	4	4	0	0	0	0	0	0	0	1	0	0
07 TOTALS		16	12	76	64	12	1.0	13.0	2	10	9	0	10	2	1

## 2008, ST. LOUIS

Date	Opp	GP	GS	Tot	So	As	Sk	Yd	Int	Yd	Lg	TD	PD	FF	FR
08/07	at Phi-L	1	1	5	5	0	0	0	0	0	0	0	0	0	0
08/14	NYG-L	1	1	4	3	1	0	0	0	0	0	0	2	0	0
08/21	at Sea-L	1	1	4	3	1	0	0	0	0	0	0	1	0	0
08/28	Buf-L	1	1	3	1	2	0	0	0	0	0	0	4	0	0
10/12	at Was-W	1	1	3	3	0	0	0	0	0	0	0	2	0	0
10/19	Dal-W	1	1	4	3	1	0	0	0	0	0	0	0	0	0
10/26	at NE-L	1	1	3	2	1	0	0	0	0	0	0	0	0	0
11/02	Ari-L	1	1	4	3	1	0	0	0	0	0	0	2	0	0
11/09	at NYJ-L	1	1	2	2	0	0	0	0	0	0	0	0	0	0
11/16	at SF-L	1	1	0	0	0	0	0	0	0	0	0	0	0	0
11/23	Chi-L	1	1	3	2	1	0	0	0	0	0	0	2	0	0
11/30	Mia-L	1	1	4	4	0	0	0	0	0	0	0	0	1	0
12/07	at Ari-L	1	1	6	5	1	0	0	1	24	24	0	2	0	0
12/14	Sea-L	1	1	4	4	0	1.0	4.0	0	0	0	0	1	0	0
12/21	SF-L	1	1	3	3	0	0	0	2	5	5	0	2	0	0
12/28	at Ari-L	1	1	4	3	1	0	0	0	0	0	0	2	1	1
08 TOTALS		16	16	66	46	10	1.0	4.0	3	29	24	0	20	2	1

## 2009, ST. LOUIS

Date	Opp	GP	GS	Tot	So	As	Sk	Yd	Int	Yd	Lg	TD	PD	FF	FR
08/13	at Sea-L	1	1	4	3	1	0.0	0.0	0	0	0	0	2	0	0
08/20	at Was-L	1	1	4	2	2	0.0	0.0	0	0	0	0	0	1	1
08/27	GB-L	1	1	6	3	3	0.0	0.0	0	0	0	0	1	0	0
10/04	at SF-L	(inactive - thigh)													
10/11	Min-L	1	1	6	5	1	0.0	0.0	0	0	0	0	0	0	0
10/18	at Jac-L	1	1	9	6	3	0.0	0.0	0	0	0	0	1	1	0
10/25	Ind-L	1	1	7	5	2	0.0	0.0	0	0	0	0	0	1	0
11/01	at Det-W	1	1	5	4	1	0.0	0.0	0	0	0	0	0	0	0
11/15	NO-L	1	1	3	1	2	0.0	0.0	0	0	0	0	0	0	0
11/22	Ari-L	1	1	7	5	2	0.0	0.0	0	0	0	0	0	0	0
11/29	Sea-L	1	1	2	0	2	0.0	0.0	0	0	0	0	0	0	0
12/06	at Chi-L	1	1	2	1	1	0.0	0.0	0	0	0	0	2	0	0
12/13	at Ten-L	1	1	2	2	0	0.0	0.0	0	0	0	0	1	0	0
12/20	Hou-L	1	1	9	8	1	0.0	0.0	0	0	0	0	1	0	0
12/27	at Ari-L	1	1	5	2	3	0.0	0.0	0	0	0	0	0	0	0
01/03	SF-L	1	1	4	3	1	0.0	0.0	0	0	0	0	2	0	0
09 TOTALS		15	15	75	50	25	0.0	0.0	0	0	0	0	10	3	1

## 2010, ST. LOUIS

Date	Opp	GP	GS	Tot	So	As	Sk	Yd	Int	Yd	Lg	TD	PD	FF	FR
08/12	Ari-L	1	1	2	1	1	0.0	0.0	0	0	0	0	2	0	0
08/19	at Oak-L	1	1	4	2	2	0.0	0.0	0	0	0	0	2	0	0
08/26	Was-W	1	1	1	1	0	0.0	0.0	0	0	0	0	1	0	0
10/03	Sea-W	1	1	5	4	1	0.0	0.0	0	0	0	0	1	0	0
10/10	at Det-L	1	1	6	3	3	0.0	0.0	0	0	0	0	1	0	0
10/17	SD-W	1	1	7	6	1	0.0	0.0	0	0	0	0	0	0	0
10/24	at TB-L	1	0	4	3	1	0.0	0.0	0	0	0	0	1	0	0
10/31	Car-W	1	0	7	4	3	0.0	0.0	0	0	0	0	2	0	0
11/14	at SF-L	1	1	1	1	0	0.0	0.0	0	0	0	0	0	0	0
11/21	Ari-L	1	1	8	7	1	0.0	0.0	0	0	0	0	0	0	0
11/28	at Den-W	1	1	7	4	3	0.0	0.0	0	0	0	0	0	0	0
12/05	at Ari-W	1	1	2	2	0	0.0	0.0	0	0	0	0	2	0	0
12/12	at NO-L	(inactive)													
12/19	KC-L	1	1	9	7	2	0.0	0.0	0	0	0	0	0	0	0
12/26	SF-W	1	1	3	2	1	0.0	0.0	0	0	0	0	0	0	0
01/02	Sea-L	1	1	6	4	2	0.0	0.0	0	0	0	0	1	1	0
10 TOTALS		15	13	72	51	21	0.0	0.0	0	0	0	0	13	1	0

## 2011, ST. LOUIS

Date	Opp	GP	GS	Tot	So	As	Sk	Yd	Int	Yd	Lg	TD	PD	FF	FR
09/11	at Phi-L	1	1	1	1	0	0.0	0.0	0	0	0	0	0	0	0
11 TOTALS		1	1	1	1	0	0.0	0.0	0	0	0	0	0	0	0



# TYVON BRANCH

# 33

**SAFETY**  
**HEIGHT: 6-0**  
**WEIGHT: 210**

**NFL SEASON: 5**  
**RAIDERS SEASON: 5**  
**COLLEGE: CONNECTICUT**  
**BORN: 12/11/86**  
**ACQUIRED: D4a-08**

Selected by Oakland Raiders as first of two selections in fourth round (100th overall) of 2008 NFL Draft, April 27, 2008...Signed first contract, July 16, 2008...Placed on reserve/injured (shoulder), Nov. 5, 2008...Designated franchise player, March 2, 2012...Signed franchise-player contract, May 7, 2012.

**CAREER:** Talented safety topped the 100-tackle mark for the third straight season in 2011...Has led the Raiders in tackles in each of the past two seasons...Named an alternate for the Pro Bowl in 2011...Has started 48 straight games at SS over the last three seasons, every contest since a shoulder injury cut short his rookie campaign...Pivotal to the Raiders, has helped Oakland to a 6-0 record when he registers a takeaway (three INT, three fumble recoveries), and a 5-1 mark when he sacks the quarterback...Career totals include 347 tackles (267 solo), three interceptions, six sacks, 16 passes defended and three forced fumbles...Also has returned eight kickoffs for 120 yards.

**2011:** Started all 16 games for the third straight season...Led the team and ranked second among NFL defensive backs with 109 tackles (80 solo), including eight-or-more stops in six contests...Added one sack, four passes defended and one interception...Also returned two kickoffs for 31 yards... (9/12) at DEN: Recovered a second-quarter Knowshon Moreno fumble at the Broncos' 23-yard line, setting up a field goal in an eventual 23-20 win... (9/19) at BUF: Blocked Rian Lindell's 39-yard field-goal attempt on the final play of the first half... (9/25) vs. NYJ: Posted a season-high 10 tackles (five solo)...Picked off Mark Sanchez in the end zone during a 7-7 game, preventing a first-quarter score in an eventual 34-24 win... (11/27) vs. CHI: Picked up his sixth career sack, dropping Caleb Hanie to force a third-and-20 in the third quarter of a 25-20 win... (12/18) vs. DET: Returned a kickoff for the first time since his rookie season... (1/1/12) vs. SD: Returned one kickoff for 16 yards.

**2010:** Started all 16 games for second straight season, leading team with 104 tackles (81 solo)...Tied for NFL lead among defensive backs with a career-high four sacks...Added one interception, three passes defended and one forced fumble...Also recovered two fumbles, returning one for his first career touchdown... (9/12) at TEN: Posted a team-high nine tackles (seven solo)... (9/19) vs. STL: Floored QB Sam Bradford for an 11-yard sack in a 16-14 win... (9/26) at ARI: Registered a team-high nine solo tackles... (10/10) vs. SD: With one minute remaining and the Raiders protecting a 28-27

lead, scooped up a Philip Rivers fumble created by Michael Huff's sack and returned the takeaway 64 yards for a touchdown to seal an Oakland win... (10/17) at SF: Totaled a team-high nine tackles (seven solo)... (10/24) at DEN: Recovered a Kyle Orton fumble inside the Broncos' 20 to set up a Darren McFadden TD during second quarter of 59-14 win... (10/31) vs. SEA: Sacked Matt Hasselbeck in first quarter of a 3-0 game, taking Seattle out of FG position and thwarting an ominous drive that had started deep in Raiders territory; later, picked off Hasselbeck to keep Seattle out of the game, setting up an Oakland touchdown

## AT A GLANCE

- First name is pronounced ty-VAHN.
- Oakland is 6-0 when he has a takeaway (three interceptions, three fumble recoveries). The team is 5-1 when he records a sack.
- Led Raiders in tackles in both the 2010 and '11 seasons, and topped the 100-tackle mark for a third straight year in 2011.
- Named an alternate for the 2011 Pro Bowl.
- Has started 48 straight games entering 2012, having last missed a game while on injured reserve at the end of his rookie campaign.
- In 2011, ranked second among NFL defensive backs with 109 tackles (80 solo).
- In 2010, tied for NFL lead among defensive backs with a career-high four sacks.
- Was the first UConn player ever to return two kickoffs for TDs in the same season.

pass on the ensuing play... (11/21) at PIT: Forced a fourth-quarter fumble that was recovered by the Raiders... (11/28) vs. MIA: Set a season high with 11 tackles (nine solo), including a Chad Henne sack in the second quarter of a 10-7 game that forced a missed field goal, and led to a Raiders TD on the ensuing drive... (1/2/11) at KC: With the Chiefs down seven and driving early in the final stanza, sacked Matt Cassel to end a drive and help set up a key insurance touchdown.



**2009:** One of six Raiders defenders to start all 16 games, led NFL defensive backs and ranked 10th in the league with 124 tackles (98 solo)...Had eight passes defended, one sack, six tackles for loss and two forced fumbles...Also notched four special-teams tackles... (9/14) vs. SD: Opened at strong safety in his first career start, and led team with eight solo tackles...(9/27) vs. DEN: Posted a game-high 10 total tackles (eight solo) ...(10/25) vs. NYJ: Led team with seven solo tackles and recorded his first career forced fumble, stripping Thomas Jones on a second-quarter carry ...(11/22) vs. CIN: Recorded a career-high 12 total tackles (11 solo), including two tackles for loss...Registered his first career sack, dropping Carson Palmer for a 12-yard loss on a third down in the second quarter, one play before a missed field goal...Also forced a second-quarter fumble that was recovered by the Raiders...(12/6) at PIT: Led team with 11 total tackles (six solo) ...(12/20) at DEN: Preserved a 20-19 win by tackling TE Tony Scheffler after a long reception on the game's final snap; racked up a team-best 11 total tackles (eight solo), one for loss.

**2008:** Saw action in eight games at safety and on special teams...Missed second half of season on injured reserve (shoulder)...Collected 10 tackles and one interception, and recovered a fumble...Returned six kickoffs for 89 yards (14.8 avg.)...(9/8) at DEN: Made NFL debut, seeing action at safety...(9/14) at KC: Playing with a cast on his injured hand, recorded first career interception, returning the first-quarter pick 36 yards to set up a Raiders field goal in a 23-8 win ...(9/21) at BUF: Recorded first career tackles, posting two stops (one solo) ...(10/12) at NO: Posted first career kickoff return, for 11 yards...(10/19) vs. NYJ: Returned a season-high four kickoffs, for 62 yards ...(11/2) vs. ATL: Returned one kickoff for 16 yards, but injured shoulder on runback and missed remainder of season...Placed on injured reserve 11/5.

**COLLEGE:** Played in 48 games with 31 starts in four years at UConn...Made 230 career tackles (133 solo) with 7½ tackles for loss, including a half-sack...Intercepted three passes...Also returned 37 kickoffs for 980 yards (26.5 avg.) and a pair of scores...Helped UConn to its first Big East championship in 2007 and berths in the 2004 Motor City and 2007 Meineke Car Care bowls...Following senior season, played in the Hula Bowl and was invited to the NFL scouting combine, where he topped all defensive backs with a 4.31-second time in the 40-yard dash...As a senior, started all 13 games, 12 at cornerback, with one start at safety against West Virginia...Named second-team All-Big East...Was team's Special Teams MVP after leading the Big East in kickoff returns, averaging 28.9 yards on 27 runbacks (780 yards, two TD)...The 780 yards marked second-best total in UConn history and the 28.9 average set a school record...Became the first Husky to ever return two kickoffs for touchdowns in the same season...Twice named Big East Special Teams Player of the Week...Also made 89 total tackles...Returned a kickoff 97 yards for a touchdown against both Rutgers and Akron...Established a school record with 184 kickoff return yards, against Rutgers, in UConn's 38-19 win...As a junior, started all 12 games at cornerback and led all UConn defensive backs with 79 total tackles...Had 47 solo tackles, an interception and four pass breakups while also both forcing and recovering two



fumbles...Appeared in all 11 games on defense and special teams, starting the last five contests at cornerback as a sophomore...Had 42 tackles (21 solo) and two interceptions...Appeared in all 12 games as a freshman...Earned a start at cornerback at Georgia Tech, becoming the only true freshman to start a game all season...Exploratory major.

**PERSONAL:** Earned second-team all-state honors at Cicero-North Syracuse (N.Y.) High School...Named second-team all-Central New York and second-team all-area...Played tailback and outside linebacker for the Northstars...Won the 2004 national indoor track championship in the 60 meters (6.82 seconds)...Gatorade New York state track Athlete of the Year...Finished first in the state in the 100 and 200 meters as a senior, setting a school record in the 100-meters (10.60)... In November 2011, volunteered time with NFL Play 60 Super School, at Longfellow Elementary in San Francisco...Volunteered at the November 2011 G-Fit Gatorade Clinic at the Google campus in San Francisco.

#### FIRST-TEAM ALL-PRO AND PRO BOWL STARTER

2010	Nnamdi Asomugha	CB	1983	Todd Christensen	TE
	Shane Lechler	P	1980	Ted Hendricks	LB
2008	Nnamdi Asomugha	CB		Lester Hayes	CB
	Shane Lechler	P	1979	Dave Casper	TE
2004	Shane Lechler	P	1978	Dave Casper	TE
2002	Rich Cannon	QB		Ray Guy	P
	Barret Robbins	C	1977	Dave Casper	TE
	Lindon Kennedy	T		Gene Upshaw	G
	Rod Woodson	S		Art Shell	T
2000	Rich Cannon	QB		Ray Guy	P
1999	Charles Woodson	CB	1976	Cliff Branch	WR
1998	Darrell Russell	DT		Dave Casper	TE
1995	Chester McClockton	DT		Ray Guy	P
1992	Steve Winiewski	G	1975	Cliff Branch	WR
1985	Marcus Allen	RB	1974	Ken Stabler	QB
	Todd Christensen	TE		Art Shell	T
	Howie Long	DE		Gene Upshaw	G
	Mike Haynes	CB		Cliff Branch	WR
1984	Howie Long	DE	1973	Willie Brown	CB
	Rod Martin	LB	1971	Willie Brown	CB
	Mike Haynes	CB	1970	Jim Otto	C



# TYVON BRANCH

## TYVON BRANCH'S NFL STATISTICS

Year	Team	GP	GS	TACKLES					INTERCEPTIONS					FUMBLES		
				Tot	Solo	Asst	Sk	Yds	No	Yds	Lg	TD	PD	FF	FR	Yds
2008	Oakland	8	0	10	8	2	0.0	0.0	1	36	36	0	1	0	0	0
2009	Oakland	16	16	124	98	26	1.0	12.0	0	0	0	0	8	2	0	0
2010	Oakland	16	16	104	81	23	4.0	40.0	1	15	15	0	3	1	2	*76
2011	Oakland	16	16	109	80	29	1.0	10.0	1	0	0	0	4	0	1	0
NFL totals (four years)		56	48	347	267	80	6.0	62.0	3	51	36	0	16	3	3	76

\*led league

Year	Team	KICKOFF RETURNS					PUNT RETURNS				
		No	Yds	Avg	Lg	TD	No	FC	Yds	Avg	TD
2008	Oakland	6	89	14.8	20	0	0	0	-	-	0
2010	Oakland	0	0	-	0	0	1	0	-4	-4.0	-4
2011	Oakland	2	31	15.5	16	0	0	0	-	-	0
NFL totals (four years)		8	120	15.0	20	0	1	0	-4	-4.0	0

ADDITIONAL STATISTICS: Blocked Ryan Lindell FG attempt at Buf., 9/18/11. Career interceptions – Matt Hasselbeck, Damon Huard, Mark Sanchez. Career sacks – Sam Bradford, Matt Cassel, Caleb Hanie, Matt Hasselbeck, Chad Henne, Carson Palmer. Special-teams tackles – 4 in 2008, 2 in 2010, 2 in 2011; NFL totals: 8. Miscellaneous fumble recoveries – 1 in 2008.

## SINGLE-GAME HIGHS AND CAREER MILESTONES

TACKLES: Total – 12, vs. Cin., 11/22/09. Solo – 11, vs. Cin., 11/22/09. INTERCEPTIONS: 1, three times; last vs. NYJ, 9/25/11. PASSES DEFENDED: 2, vs. KC, 11/15/09. SACKS: 1, six times; last vs. Chi., 11/27/11.

NFL debut: vs. Den., 9/8/08. First NFL start: vs. SD, 9/14/09. First NFL interception: at KC, 9/14/08 (D.Huard). First NFL sack: vs. Cin., 11/22/09 (C.Palmer). Last interception: vs. NYJ, 9/25/11 (M.Sanchez). Punt return: at KC, 1/2/11 (D.Colquhoun). Touchdowns (1): vs. SD, 10/10/10, 64-yard fumble return.

## 2008, OAKLAND

Date	Opp	GP	GS	Tot	So	As	Sk	Yd	Int	Yd	Lg	TD	PD	FF	FR
09/08	Den-L	1	0	0	0	0.0	0.0	0	0	0	0	0	0	0	0
09/14	at KC-W	1	0	1	0	1.0	0.0	1	36	36	0	1	0	0	0
09/21	at Buf-L	1	0	4	3	1.0	0.0	0	0	0	0	0	0	0	0
09/28	SD-L	1	0	3	3	0.0	0.0	0	0	0	0	0	0	0	0
10/12	at NO-L	1	0	2	2	0.0	0.0	0	0	0	0	0	0	0	0
10/19	NYJ-W	1	0	0	0	0.0	0.0	0	0	0	0	0	0	0	0
10/26	at Bal-L	1	0	0	0	0.0	0.0	0	0	0	0	0	0	0	0
11/02	Atl-L	1	0	0	0	0.0	0.0	0	0	0	0	0	0	0	0
(placed on injured reserve - shoulder)															
08 TOTALS		8	0	10	8	2	0.0	0.0	1	36	36	0	1	0	0

## 2009, OAKLAND

Date	Opp	GP	GS	Tot	So	As	Sk	Yd	Int	Yd	Lg	TD	PD	FF	FR
09/14	SD-L	1	1	9	8	1.0	0.0	0	0	0	0	1	0	0	0
09/20	at KC-W	1	1	7	6	1.0	0.0	0	0	0	0	0	0	0	0
09/27	Den-L	1	1	10	8	2.0	0.0	0	0	0	0	1	0	0	0
10/04	at Hou-L	1	1	4	3	1.0	0.0	0	0	0	0	0	0	0	0
10/11	at NYG-L	1	1	10	7	3.0	0.0	0	0	0	0	1	0	0	0
10/18	Phi-W	1	1	4	4	0.0	0.0	0	0	0	0	1	0	0	0
10/25	NYJ-L	1	1	8	7	1.0	0.0	0	0	0	0	0	1	0	0
11/01	at SD-L	1	1	8	6	2.0	0.0	0	0	0	0	0	0	0	0
11/15	KC-L	1	1	10	8	2.0	0.0	0	0	0	0	2	0	0	0
11/22	Cin-W	1	1	12	11	1.0	12.0	0	0	0	0	1	1	0	0
11/26	at Bal-L	1	1	2	1	1.0	0.0	0	0	0	0	1	0	0	0
12/06	at Pit-W	1	1	11	6	5.0	0.0	0	0	0	0	0	0	0	0
12/13	Was-L	1	1	5	5	0.0	0.0	0	0	0	0	0	0	0	0
12/20	at Den-W	1	1	11	8	3.0	0.0	0	0	0	0	0	0	0	0
12/27	at Cle-L	1	1	10	9	1.0	0.0	0	0	0	0	0	0	0	0
01/03	at Bal-L	1	1	3	1	2.0	0.0	0	0	0	0	0	0	0	0
09 TOTALS		16	16	124	98	26	1.0	12.0	0	0	0	0	8	2	0

## 2010, OAKLAND

Date	Opp	GP	GS	Tot	So	As	Sk	Yd	Int	Yd	Lg	TD	PD	FF	FR
09/12	at Ten-L	1	1	9	7	2.0	0.0	0	0	0	0	0	0	0	0
09/19	StL-W	1	1	5	4	1.0	11.0	0	0	0	0	0	0	0	0
09/26	at Ari-L	1	1	9	9	0.0	0.0	0	0	0	0	0	0	0	0
10/03	Hou-L	1	1	5	3	2.0	0.0	0	0	0	0	0	0	0	0
10/10	SD-W	1	1	3	2	1.0	0.0	0	0	0	0	0	0	0	1
10/17	at SF-L	1	1	9	7	2.0	0.0	0	0	0	0	0	0	0	0
10/24	at Den-W	1	1	4	4	0.0	0.0	0	0	0	0	0	0	0	1
10/31	Sea-W	1	1	8	5	3.0	8.0	1	15	15	0	1	0	0	0
11/07	KC-W	1	1	7	5	2.0	0.0	0	0	0	0	0	0	0	0
11/21	at Pit-L	1	1	6	1	5.0	0.0	0	0	0	0	0	1	0	0
11/28	Mia-L	1	1	11	9	2.0	9.0	0	0	0	0	1	0	0	0
12/05	at SD-W	1	1	4	2	2.0	0.0	0	0	0	0	0	0	0	0
12/12	at Jac-L	1	1	6	6	0.0	0.0	0	0	0	0	1	0	0	0
12/19	Den-W	1	1	5	5	0.0	0.0	0	0	0	0	0	0	0	0
12/26	Ind-L	1	1	8	7	1.0	0.0	0	0	0	0	0	0	0	0
01/02	at KC-W	1	1	5	5	0.0	12.0	0	0	0	0	0	0	0	0
10 TOTALS		16	16	104	81	23	4.0	40.0	1	15	15	0	3	1	2

## 2011, OAKLAND

Date	Opp	GP	GS	Tot	So	As	Sk	Yd	Int	Yd	Lg	TD	PD	FF	FR
09/12	at Den-W	1	1	6	5	1.0	0.0	0	0	0	0	0	0	0	1
09/18	at Buf-L	1	1	8	6	2.0	0.0	0	0	0	0	0	0	0	0
09/25	NYJ-W	1	1	10	5	5.0	0.0	1	0	0	0	1	0	0	0
10/02	NE-L	1	1	8	4	4.0	0.0	0	0	0	0	1	0	0	0
10/09	at Hou-W	1	1	7	6	1.0	0.0	0	0	0	0	0	0	0	0
10/16	Cle-W	1	1	8	6	2.0	0.0	0	0	0	0	0	0	0	0
10/23	KC-L	1	1	9	3	6.0	0.0	0	0	0	0	0	0	0	0
11/06	Den-L	1	1	7	5	2.0	0.0	0	0	0	0	0	0	0	0
11/10	at SD-W	1	1	6	5	1.0	0.0	0	0	0	0	0	0	0	0
11/20	at Min-W	1	1	7	6	1.0	0.0	0	0	0	0	0	0	0	0
11/27	Chi-W	1	1	8	8	0.0	10.0	0	0	0	0	0	0	0	0
12/04	at Mia-L	1	1	4	4	0.0	0.0	0	0	0	0	0	0	0	0
12/11	at GB-L	1	1	5	3	2.0	0.0	0	0	0	0	1	0	0	0
12/18	Det-L	1	1	5	4	1.0	0.0	0	0	0	0	0	0	0	0
12/24	at KC-W	1	1	5	5	0.0	0.0	0	0	0	0	1	0	0	0
01/01	SD-L	1	1	6	5	1.0	0.0	0	0	0	0	0	0	0	0
11 TOTALS		16	16	109	80	29	1.0	10.0	1	0	0	0	4	0	1

## CURRENT NFL FRANCHISES, BY ALL-TIME WINNING PERCENTAGE

Franchise	Years	W	L	T	Pct
Chicago Bears	1920-2011	712	520	42	.578
Dallas Cowboys	1960-2011	448	332	6	.574
Miami Dolphins	1966-2011	400	300	4	.571
Green Bay Packers	1921-2011	679	525	36	.564
San Francisco 49ers	1946-2011	522	423	15	.552
Baltimore Ravens	1996-2011	140	115	1	.549
Oakland/Los Angeles Raiders	1960-2011	426	351	11	.548
New York Giants	1925-2011	645	531	33	.547
Cleveland Browns	1946-2011	469	410	13	.544
Minnesota Vikings	1961-2011	416	349	9	.544





65



**GUARD**  
**HEIGHT: 6-5**  
**WEIGHT: 310**

**NFL SEASON: 5**  
**RAIDERS SEASON: 1**  
**COLLEGE: COLORADO STATE**  
**BORN: 3/14/83**  
**ACQUIRED: UFA-12 (Hou.)**

Signed by Houston Texans as non-drafted free agent, May 4, 2006...Waived by Texans, Aug. 28, 2006...Re-signed by Texans to practice squad, Sept. 4, 2006...Released from practice squad, Oct. 9, 2006...Re-signed by Texans to practice squad, Oct. 24, 2006...Re-signed by Texans as reserve/future free agent, Jan. 1, 2007...Allocated to NFLFL, Jan. 8, 2007...Waived by Texans, Sept. 1, 2007...Re-signed by Texans to practice squad, Sept. 3, 2007...Signed by Texans to active roster, Dec. 4, 2007...Placed on reserve/injured (foot), Oct. 14, 2009...Re-signed by Texans as restricted free agent, July 31, 2011...Signed by Oakland Raiders as unrestricted free agent, March 17, 2012.

**CAREER:** Veteran in the trenches, joins the Raiders after 50 games and 47 starts in five-plus seasons with the Houston Texans...Blocked for three 1,000-yard rushing seasons, two by Arian Foster and another by Steve Slaton; helped fellow undrafted free agent Foster lead the league with 1,616 rushing yards in 2010...Part of a top-five NFL offense for three of the past four years...Named to the USA Today All-Joe Team in 2008 and 2011.

**2011:** Started 13 games, 15 including postseason, in final season with the Texans...Named captain of the USA Today All-Joe Team, which honors unheralded players...Missed final three games of the regular season but returned to start both of Houston's playoff contests...Helped Texans rank second in the NFL in rushing (150.0 avg.)...Blocked for Arian Foster, who ranked fifth in the NFL with 1,224 rushing yards... (9/11) vs. IND: Started season opener and paved the way for Ben Tate's 116 yards on the ground in 34-7 win... (9/18) at MIA: Helped Tate rush for 103 yards in 23-13 triumph... (9/25) at NO: Protected Matt Schaub, who threw for 373 yards and three touchdowns... (10/2) vs. PIT: Cleared the way for Foster to rush for 155 yards and one touchdown in 17-10 victory... (10/23) at TEN: Part of an offense that recorded 518 total yards, the third-highest total in team history... (11/6) vs. CLE: Helped enable team to rush for a franchise-record 261 yards, including two 100-yard rushers... (12/4) vs. ATL: Paved way for Foster to rush for 111 yards on 31 carries, including the go-ahead TD in the fourth quarter of important 17-10 win...Postseason: (1/7/12) at CIN: Started AFC Wild Card game in postseason debut...Helped team earn franchise's first-ever postseason victory...Helped Foster rush for 153

yards... (1/15/12) at BAL: Started AFC Divisional play-off and assisted Foster to 132 yards, the highest rushing total ever allowed by Baltimore in a playoff contest.

**2010:** Saw action in 12 games with nine starts...Helped Foster pace the NFL with 1,616 yards on the ground... (9/12) vs. IND: Paved the way for a franchise-record 231 rushing yards by Foster... (9/19) at WAS: Provided pocket protection to allow Schaub to pile up a franchise-record 497 passing yards, with three touchdowns... (9/26) vs. DAL: Made first start of the season,

at right guard... (10/3) at OAK: Helped team rush for 249 yards and was part of a line that did not allow a sack... (11/28) vs. TEN: Aided Foster's 143-yard rushing performance...Placed on injured reserve with a shoulder injury on 12/15.

**2009:** Started five games... (9/20) at TEN: Helped Schaub set a career high with four touchdown passes... (9/27) vs. JAC: Aided in

Schaub's second straight game with 300 passing yards... (10/11) at ARI: Started 25th consecutive game...Blocked for Schaub's season-high 371 passing yards and two touchdowns...Placed on reserve/injured list with shoulder injury on 10/14.

**2008:** Started all 16 games...Named to USA Today All-Joe Team...Helped RB Steve Slaton lead all NFL rookies with 1,282 rushing yards... (9/28) at JAC: Ushered Slaton to his first career 100-yard rushing game... (11/16) at IND: Blocked for Slaton, who set a Texans rookie record with 156 rushing yards... (12/7) at GB: Efforts helped Schaub throw for 414 yards and two touchdowns... (12/14) vs. TEN: Helped block for Slaton, who ran for his third consecutive 100-yard game.

### AT A GLANCE

- Last name is pronounced bry-ZELL.
- Played in 50 games with 47 starts in six seasons with the Houston Texans, and blocked for three 1,616-yard rushing seasons, including Arian Foster's league-leading 1,616 in 2010.
- In 2011, helped Texans rank second in the NFL in rushing with 150.0 yards per game.

# MIKE BRISIEL

**2007:** Started his first four NFL games...(12/9) vs. TB: Made NFL debut and first career start...Played center in NFL Europe with the Hamburg Sea Devils.

**2006:** In training camp with the Texans...Released on 8/28...Signed to practice squad on 9/4...Released on 10/9.

**COLLEGE:** Played at Colorado State...Received second-team All-Mountain West honors as a senior... Started 26 career games, including final 11 of career... An All-Mountain West honorable-mention selection as a junior and sophomore ...Started nine games as a freshman...Agricultural business major.

## CAREER MILESTONES

NFL debut: vs. TB, 12/9/07, with Texans. First NFL start: vs. TB, 12/9/07, with Texans.

**PERSONAL:** Attended Fayetteville (Ark.) High School...Three-time letterwinner...Also earned two letters each in track and baseball...Named all-state, all-all-area, all-region and all-Arkansas as a senior... Served as team captain...Named to the AP Super Prep team ...Named one of top 50 juniors in the state after leading team to state semifinals.

## MIKE BRISIEL'S NFL GAMES PLAYED/STARTED

Year	Team	GP	GS
2007	Houston	4	4
2008	Houston	16	16
2009	Houston	5	5
2010	Houston	12	9
2011	Houston	13	13
NFL totals (four-plus years)		50	47
Postseason		2	2


ADDITIONAL STATISTICS: Miscellaneous tackles — 3 in 2008, 1 in 2001; NFL totals: 4.

## PRO BOWL SELECTIONS, BY POSITION

Pos	Player	Selections	Pos	Player	Selections
WR	Tim Brown	9	DE	Howie Long	8
	Fred Biletnikoff	4		Derrick Burgess	2
	Cliff Branch	4		Greg Townsend	2
	Jerry Rice	1		Chester McGlockton	4
	Warren Wells	1		Darrell Russell	2
T	Art Shell	8	LB	Richard Seymour	2
	Lincoln Kennedy	3		Otis Sistrunk	1
	Henry Lawrence	2		Ted Hendricks	4
	Bob Brown	1		Phil Villapiano	4
	Harry Schuh	1		Rod Martin	2
G	Steve Wisniewski	8	CB	Matt Milten	1
	Gene Upshaw	6		Lester Hayes	5
	Kevin Gogan	1		Terry McDaniel	5
	Max Montoya	1		Nnamdi Asomugha	4
	Don Mosebar	3		Willie Brown	4
C	Jim Otto	3	S	Charles Woodson	4
	Dave Dalby	1		Mike Haynes	3
	Barret Robbins	1		Jack Latum	3
	Rich Gannon	4		Vann McElroy	2
	Ken Stabler	4		Ronnie Lott	1
QB	Daryle Lamonic	2	P	Rod Woodson	1
	Jeff Hostetler	1		Ray Guy	7
	Marcus Allen	5		Shane Lechler	7
	Marv Hubbard	3		Jeff Gossett	1
	Hewitt Dixon	1	K	Sebastian Janikowski	1
RB	Bo Jackson	1		Jeff Jaeger	1
	Kenny King	1		Greg Pruitt	1
	Mark van Eeghen	1	KR		
	Todd Christensen	5			
	Dave Casper	4			
TE	Raymond Chester	4			
	Ethan Horton	1			
	Zach Miller	1			



95



**DEFENSIVE END**  
**HEIGHT: 6-7**  
**WEIGHT: 270**

**NFL SEASON: 1**  
**RAIDERS SEASON: 1**  
**COLLEGE: NEBRASKA-KEARNEY**  
**BORN: 2/18/88**  
**ACQUIRED: FA-11**

Signed by Oakland Raiders as non-drafted free agent, July 31, 2011...Waived by Raiders, Sept. 3, 2011...Re-signed by Raiders to practice squad, Sept. 5, 2011...Signed by Raiders to active roster, Dec. 17, 2011...Re-signed by Raiders as exclusive-rights player, April 2, 2012.

**CAREER:** Athletic defensive end, played in two games as a rookie in 2011 after his promotion from the practice squad.

**2011:** In training camp with the Raiders...Spent majority of season on the practice squad...Signed to active roster on 12/17...(12/18) vs. DET: Made NFL debut, seeing action on special teams...(12/24) at KC: Saw playing time on special teams...(1/1/12) vs. SD: Inactive for season finale.

**COLLEGE:** Played four years at Nebraska-Kearney...Finished career as school's all-time leader with 23½ sacks...Also registered 155 total tackles...A two-time all-region selection and a two-time first-team All-Rocky Mountain Athletic Conference honoree, registered 5½ sacks and nine tackles for loss as a senior...Also had four passes defended and blocked two kicks...Totaled 44 tackles (23 solo) as a junior, along with 13

tackles for loss and eight sacks...Also had one interception and one blocked kick that season...Recorded 2½ sacks in one contest, against Colorado School of Mines...Posted nine total tackles in two 2009 playoff games...As a sophomore, recorded 35 tackles and seven sacks in a reserve role...Had three sacks and 30 tackles as a redshirt freshman.

### AT A GLANCE

- Last name is pronounced broh-DEEN.
- Earned late-season promotion after spending most of rookie campaign on practice squad.
- An undrafted free agent, left his school as its all-time leader in sacks.

**PERSONAL:** Attended Elm Creek (Neb.) High School...Led team to 2004 and 2005 Class DI state playoffs...Helped team record program's first-ever playoff victory...A two-time honorable-mention all-state performer in football, also played basketball and competed in track and field...Finished third in the state Class C discus finals as a senior...Father played football at Nebraska-Kearney...Visited kids at the Oakland Children's Hospital in December 2011...Spent volunteer time at the VA Palo Alto Health Care System in November 2011.

## MASON BRODINE'S NFL STATISTICS

Year	Team	GP	GS	TACKLES					INTERCEPTIONS					FUMBLES		
				Tot	Solo	Asst	Sk	Yds	No	Yds	Lg	TD	PD	FF	FR	Yds
2011	Oakland	2	0	0	0	0	0.0	0.0	0	0	0	0	0	0	0	0

## CAREER MILESTONES

NFL debut: vs. Det., 12/18/11.

### NFL BROADCASTING POLICIES

#### NUMBER OF GAMES IN A MARKET

With regard to the number of NFL games seen in a particular market on a Sunday...

- An NFL franchised market (a market that has an NFL franchise) – On a week when the NFL team (or teams) in a market is on the ROAD Sunday, Monday or Thursday night, or Saturday afternoon, the market will receive three Sunday afternoon games: Two telecasts by the network with the doubleheader week, and one game by the network with the single-game week. When an NFL team in the market is playing at HOME on Sunday afternoon, the market will receive two games: One game on FOX and one game on CBS, regardless of which network has the doubleheader week. That is, unless (1) the home team's assigned telecaster that day (CBS or FOX) also is on the doubleheader network and (2) the game is sold out 72 hours in advance. In that case, the three games would be that of the home team and two other games in the remaining early or late window.
- All other television markets (including those in the home territory with stations having signal penetration to within 75 miles of the game site) – Network affiliates in these markets will receive three games on Sunday, two on the doubleheader network (one early and one late) and one game on the single-game network (either early or late).

#### SELECTION OF GAMES TO BE TELECAST REGIONALLY

By network contract, all team road games must be telecast back to that team's home territory (franchised market and secondary blackout markets). Other than this requirement, the televising network is the sole selector of which game(s) will be aired in all markets.





# DESMOND BRYANT

# 90



**DEFENSIVE TACKLE/END**  
**HEIGHT: 6-6**  
**WEIGHT: 311**

**NFL SEASON: 4**  
**RAIDERS SEASON: 4**  
**COLLEGE: HARVARD**  
**BORN: 12/15/85**  
**ACQUIRED: FA-09**

Signed by Oakland Raiders as non-drafted free agent, April 30, 2009...Re-signed by Raiders as exclusive-rights player, July 31, 2011...Re-signed by Raiders as restricted free agent, June 6, 2012.

**CAREER:** Versatile defensive lineman has seen increased action in three seasons with the Silver and Black...Established career highs with 10 starts and five sacks last season...Has missed just one game in three seasons, seeing action at both defensive tackle and defensive end...Career totals include 88 tackles (69 solo), 7½ sacks, two forced fumbles, one fumble recovery and one pass defended.

**2011:** Played in 16 games with 10 starts at defensive end, filling in for injured DE Matt Shaughnessy...Totalled a career-high five sacks, for 32 yards in losses...Added 35 tackles (30 solo), eight hurries, one pass defended and one forced fumble...(10/9) at HOU: Made first career start at DE, helping Raiders to an emotional 25-20 victory the day after the passing of owner Al Davis...Recorded two tackles and batted down a second-down pass, helping to force a punt and preserve a late lead...(11/10) at SD: Recorded first sack of the season, dropping QB Philip Rivers for a 5-yard loss late in the fourth quarter to help preserve a lead, in 24-17 win...(11/20) at MIN:

Posted first career multi-sack game in 27-21 triumph...Corralled QB Christian Ponder in the first quarter, forcing a fumble that went out of bounds and pinned the Vikings at their own 10-yard line; got to Ponder again in third quarter, setting up a third-and-13 and eventual punt...(12/4) at MIA: Forced a fourth-quarter punt by sacking Matt Moore on third down.

**2010:** Saw action in 15 games, at both tackle and end...Recorded 2½ sacks...Totalled 21 stops (15 solo), including five tackles for loss...(9/12) at TEN: Inactive for season opener with elbow injury, missing first career game...(9/19) vs. STL: Saw first action of the season, registering two tackles...(11/7) vs. KC: Registered first career sack, dropping Matt Cassel at the Oakland 7 to force the Chiefs to settle for a field goal in third quarter of eventual 23-20 Raiders overtime win...(11/28) vs. MIA: Combined with Tommy Kelly to sack Chad Henne and force a fourth-quarter punt...(1/2/11) at KC: Registered a season-high six tackles (five solo), including a

15-yard sack of Matt Cassel in fourth quarter, one play before Stanford Routt's interception-return TD.

**2009:** Saw action in all 16 games as a reserve DT...Was one of only two undrafted rookie free agents to earn a place on the active roster out of training camp...Totalled 32 tackles (24 solo) and recorded one forced fumble and one fumble recovery...Ranked third among NFL rookie DTs in tackles...(9/14) vs. SD: Made NFL debut, seeing time at DT and on special teams...(9/20) at KC: Posted first career tackle, wrapping up RB Larry Johnson for a solo stop...(10/25) vs. NYJ: Established a career high with seven total tackles (five solo)...(11/22) vs. CIN: Forced and recovered a fourth-quarter fumble, stripping FB Jeremi Johnson.

## AT A GLANCE

- Established career highs with 10 starts and five sacks in 2011.
- Has started 10 games and notched 7½ sacks in three seasons.
- In 2009, ranked third among NFL rookie DTs in tackles.
- The first player in Raiders history from Harvard.

**COLLEGE:** Appeared in 32 games in four seasons at Harvard...Named second-team All-Ivy League as a senior after leading the team with eight hurries and 4½ tackles for loss in 10 games...Took a leave of absence from school in 2007...Appeared in 10 games as a junior in 2006, collecting 19 tackles with 11 stops behind the line of scrimmage, and ranking

second on team with eight sacks...Appeared in two games as a sophomore...Played in 10 games as a freshman, when he had two sacks in a win over Dartmouth...Economics major.

**PERSONAL:** Team captain at East Bladen High School in Elizabethtown, N.C. ...All-conference pick for three consecutive seasons...Earned all-region honors as a senior...Won four letters in track and three in basketball...Member of the National Honor Society...Brother, Brenton, played defensive tackle at Harvard...Made an appearance at the Madden-Marrucci Battle of the Bay tournament in June 2012...Spent time volunteering at the Gatorade Junior Training Camp at Pioneer Elementary in Union City, Calif., in November 2011...Worked with the Coronado After School Program's Gatorade Junior Training Camp, in Richmond, Calif., during November 2011...Also in November 2011, spent time volunteering with the G-Fit Gatorade Clinic at the Google Campus.



## DESMOND BRYANT'S NFL STATISTICS

Year	Team	GP	GS	TACKLES					INTERCEPTIONS					FUMBLES		
				Tot	Solo	Asst	Sk	Yds	No	Yds	Lg	TD	PD	FF	FR	Yds
2009	Oakland	16	0	32	24	8	0.0	0.0	0	0	0	0	0	1	1	0
2010	Oakland	15	0	21	15	6	2.5	18.0	0	0	0	0	0	0	0	0
2011	Oakland	16	10	35	30	5	5.0	28.0	0	0	0	0	1	1	0	0
NFL totals (three years)		47	10	88	69	19	7.5	46.0	0	0	0	0	1	2	1	0

ADDITIONAL STATISTICS: Career sacks - Matt Cassel (2), Christian Ponder (2), Matt Moore, Philip Rivers, Aaron Rodgers, Chad Henne (5).

## 2009, OAKLAND

Date	Opp	GP	GS	Tot	So	As	Sk	Yd	Int	Yd	Lg	TD	PD	FF	FR
09/14	SD-L	1	0	0	0	0.0	0.0	0	0	0	0	0	0	0	0
09/20	at KC-W	1	0	1	1	0.0	0.0	0	0	0	0	0	0	0	0
09/27	Den-L	1	0	1	1	0.0	0.0	0	0	0	0	0	0	0	0
10/04	at Hou-L	1	0	5	2	3.0	0.0	0	0	0	0	0	0	0	0
10/11	at NYG-L	1	0	3	1	2.0	0.0	0	0	0	0	0	0	0	0
10/18	Phi-W	1	0	0	0	0.0	0.0	0	0	0	0	0	0	0	0
10/25	NYJ-L	1	0	7	5	2.0	0.0	0	0	0	0	0	0	0	0
11/01	at SD-L	1	0	3	3	0.0	0.0	0	0	0	0	0	0	0	0
11/15	KC-L	1	0	0	0	0.0	0.0	0	0	0	0	0	0	0	0
11/22	Cin-W	1	0	3	3	0.0	0.0	0	0	0	0	0	0	1	1
11/26	at Dal-L	1	0	0	0	0.0	0.0	0	0	0	0	0	0	0	0
12/06	at Pit-W	1	0	0	0	0.0	0.0	0	0	0	0	0	0	0	0
12/13	Was-L	1	0	2	2	0.0	0.0	0	0	0	0	0	0	0	0
12/20	at Den-W	1	0	3	3	0.0	0.0	0	0	0	0	0	0	0	0
12/27	at Cle-L	1	0	1	0	1.0	0.0	0	0	0	0	0	0	0	0
01/03	Bal-L	1	0	1	0	1.0	0.0	0	0	0	0	0	0	0	0
09 TOTALS		16	0	32	24	8	0.0	0.0	0	0	0	0	0	1	1

## 2010, OAKLAND

Date	Opp	GP	GS	Tot	So	As	Sk	Yd	Int	Yd	Lg	TD	PD	FF	FR
09/12	at Ten-L	(inactive - elbow)													
09/19	StL-W	1	0	2	1	1.0	0.0	0	0	0	0	0	0	0	0
09/26	at Ari-L	1	0	0	0	0.0	0.0	0	0	0	0	0	0	0	0
10/03	Hou-L	1	0	1	0	1.0	0.0	0	0	0	0	0	0	0	0
10/10	SD-W	1	0	0	0	0.0	0.0	0	0	0	0	0	0	0	0
10/17	at SF-L	1	0	0	0	0.0	0.0	0	0	0	0	0	0	0	0
10/24	at Den-W	1	0	1	1	0.0	0.0	0	0	0	0	0	0	0	0
10/31	Sea-W	1	0	4	4	0.0	0.0	0	0	0	0	0	0	0	0
11/07	KC-W	1	0	1	0	1.0	1.0	0	0	0	0	0	0	0	0
11/21	at Pit-L	1	0	1	1	0.0	0.0	0	0	0	0	0	0	0	0
11/28	Mia-L	1	0	2	0	2.0	0.5	2.0	0	0	0	0	0	0	0
12/05	at SD-W	1	0	0	0	0.0	0.0	0	0	0	0	0	0	0	0
12/12	at Jac-L	1	0	1	1	0.0	0.0	0	0	0	0	0	0	0	0
12/19	Den-W	1	0	1	1	0.0	0.0	0	0	0	0	0	0	0	0
12/26	Ind-L	1	0	1	0	1.0	0.0	0	0	0	0	0	0	0	0
01/02	at KC-W	1	0	6	5	1.0	15.0	0	0	0	0	0	0	0	0
10 TOTALS		15	0	21	15	6	2.5	18.0	0	0	0	0	0	0	0

## SINGLE-GAME HIGHS AND CAREER MILESTONES

TACKLES: Total - 7, vs. NYJ, 10/25/09. Solo: 5, twice; last: at KC, 1/2/11. PASSES DEFENSED: 1, at Hou, 10/9/11. SACKS: 2, at Min, 11/20/11.

NFL debut: vs. SD, 9/14/09. First NFL start: at Hou., 10/9/11. First NFL sack: vs. KC, 11/7/10 (M. Cassel).

## 2011, OAKLAND

Date	Opp	GP	GS	Tot	So	As	Sk	Yd	Int	Yd	Lg	TD	PD	FF	FR
09/12	at Den-W	1	0	0	0	0.0	0.0	0	0	0	0	0	0	0	0
09/18	at Bal-L	1	0	0	0	0.0	0.0	0	0	0	0	0	0	0	0
09/25	NYJ-W	1	0	1	1	0.0	0.0	0	0	0	0	0	0	0	0
10/02	NE-L	1	0	3	3	0.0	0.0	0	0	0	0	0	0	0	0
10/09	at Hou-W	1	1	2	1	1.0	0.0	0	0	0	0	0	1	0	0
10/16	Cle-W	1	1	4	3	1.0	0.0	0	0	0	0	0	0	0	0
10/23	KC-L	1	1	3	2	1.0	0.0	0	0	0	0	0	0	0	0
11/06	Den-L	1	1	3	2	1.0	0.0	0	0	0	0	0	0	0	0
11/10	at SD-W	1	1	2	2	0.0	1.0	5.0	0	0	0	0	0	0	0
11/20	at Min-W	1	1	3	3	2.0	9.0	0	0	0	0	0	0	1	0
11/27	Chi-W	1	1	2	2	0.0	0.0	0	0	0	0	0	0	0	0
12/04	at Mia	1	0	4	4	1.0	9.0	0	0	0	0	0	0	0	0
12/11	at GB-L	1	0	4	4	1.0	5.0	0	0	0	0	0	0	0	0
12/18	Det-L	1	1	1	0	1.0	0.0	0	0	0	0	0	0	0	0
12/24	at KC-W	1	1	1	1	0.0	0.0	0	0	0	0	0	0	0	0
01/01	SD-L	1	1	2	2	0.0	0.0	0	0	0	0	0	0	0	0
11 TOTALS		16	10	35	30	5	5.0	28.0	0	0	0	0	1	1	0

## GAME-WINNING/GAME-SAVING FIELD GOALS SINCE 1991

## GAME-WINNING FIELD GOALS, SINCE 1991

Date	Opp	Kicker	Dist	Time Left	Made Score	Final
10/13/91	at Sea	J. Jaeger	37	*8:23	23-20	*23-20
10/20/91	LAR	J. Jaeger	34	0:02	20-17	20-17
10/18/93	at Den	J. Jaeger	53	0:16	23-20	23-20
01/02/94	Den	J. Jaeger	47	*7:50	33-30	*33-30
08/14/97	at Atl	C. Ford	31	4:24	34-31	34-31
08/13/98	NYG	G. Davis	26	1:58	20-17	20-17
11/15/98	Sea	G. Davis	38	0:21	20-17	20-17
01/02/00	at KC	J. Nedney	33	*11:47	41-38	*41-38
10/15/00	at KC	S. Janikowski	43	0:25	20-17	20-17
10/28/00	at SD	S. Janikowski	24	0:13	15-13	15-13
08/06/01	at KC	S. Janikowski	31	0:15	27-24	27-24
08/14/03	Cin	S. Janikowski	38	0:09	23-20	23-20
08/28/03	SD	S. Janikowski	46	*5:01	34-31	*34-31
11/07/04	at Car	S. Janikowski	19	0:06	27-24	27-24
11/20/05	at Was	S. Janikowski	19	1:08	16-13	16-13
10/18/08	NYJ	S. Janikowski	57	*2:30	16-13	*16-13
11/22/09	Cin	S. Janikowski	33	0:15	20-17	20-17
11/07/10	KC	S. Janikowski	33	*12:07	20-20	*23-20
12/24/11	at KC	S. Janikowski	36	*12:47	16-13	*16-13

## GAME-SAVING, FOURTH-QUARTER FIELD GOALS, SINCE 1991

Date	Opp	Kicker	Dist	Time Left	Made Score	Final
10/13/91	at Sea	J. Jaeger	49	0:01	20-20	*23-20
01/02/00	at KC	J. Nedney	38	0:45	38-38	*41-38
11/07/10	at KC	S. Janikowski	41	0:03	20-20	*23-20

\*-overtime



## DUKE CALHOUN

14



WIDE RECEIVER

HEIGHT: 6-2

WEIGHT: 200

NFL SEASON: 2

RAIDERS SEASON: 1

COLLEGE: MEMPHIS

BORN: 9/1/87

ACQUIRED: FA-12

Signed by New York Giants as non-drafted free agent, April 30, 2010...Placed on reserve/injured list, Sept. 3, 2011...Reached injury settlement and waived by Giants, Sept. 7, 2011...Signed by Oakland Raiders as free agent, April 20, 2012.

**CAREER:** Hard-working wide receiver with experience, played in nine games for the New York Giants in 2010...Owns one career interception for 4 yards... Earned spot on Raiders roster after tryout at post-draft mini-camp for rookies in 2012.

**2011:** In training camp with the New York Giants...Waived/injured at the end of the preseason and spent the year out of football.

**2010:** Played in nine games as a rookie with the Giants...Recorded seven tackles (five solo) on special teams...(10/3) vs. CHI: Made NFL debut, seeing action on special teams...(11/21) at PHI: Recorded first career catch on a pass from Eli Manning for 4 yards.

**COLLEGE:** Played four years at Memphis...Saw action in 49 games -- catching a pass in every contest -- with 26 starts...Totaled 212 receptions for 2,981 yards -- both school records -- with 19 touchdowns...Holds the school record with 10 career 100-yard games...Career touchdown total is tied for second in school his-

tory...As a senior, led the team in receiving yards (923), receptions (68), receiving touchdowns (5) and average yards per reception (13.6)...Second-team All-Conference USA as a senior...As a junior, ranked second on the team in receptions (40) and third in receiving yards (487) ...As a sophomore second-team all-conference

choice (coaches, media), paced the team with 62 receptions and 890 yards ...As a freshman, led the team in receiving yards (681) and receiving touchdowns (six) ... Recorded three 100-yard receiving games, en route to honorable-mention freshman All-America honors (CollegeFootballNews.com).

**PERSONAL:** Attended Raleigh-Egypt

High School in Memphis, Tenn. ...Named the 2006 Commercial Appeal's MIAA Athlete of the Year...A three-sport letterwinner, also competed in basketball and track...Caught 35 passes for 533 yards as a senior; also rushed for 500 yards and logged 15 touchdowns...Nationally, was ranked among the top 50 receivers by Scout.com...Named all-state honorable mention by the Associated Press...Helped track team to a state championship in 2004.

## AT A GLANCE

- Signed with the Giants in 2010, making his NFL debut, then spent the '11 campaign out of football.
- Joined the Raiders in April of 2012 after a tryout at a post-draft rookie mini-camp.
- Holds several Memphis receiving records, including receptions, receiving yards and 100-yard games.

## DUKE CALHOUN'S NFL STATISTICS

Year	Team	RECEIVING						RUSHING					
		GP	GS	No	Yds	Avg	Lg	TD	Att	Yds	Avg	Lg	TD
2010	N.Y. Giants	9	0	1	4	4.0	4	0	0	0	-	-	0

ADDITIONAL STATISTICS: Special teams tackles -- 2 in 2010. Miscellaneous fumble recoveries: 1 in 2010. Fumbles -- none.

## CAREER MILESTONES

NFL debut: vs. Chi., 10/3/10, with Giants. First NFL reception: at Phi., 11/21/10 (4 yards, E.Manning), with Giants. Last NFL game: vs. Phi., 12/19/10, with Giants.

## 2010, N.Y. GIANTS

Date	Opp	GP	GS	No	Yds	Avg	Lg	TD
08/12	Car-W	(inactive)						
08/19	at Ind-L	(inactive)						
08/26	Ten-L	(inactive)						
10/03	Chi-W	1	0	0	0	-	-	0
10/10	at Hou-W	1	0	0	0	-	-	0
10/17	Det-W	1	0	0	0	-	-	0
10/25	at Dal-W	1	0	0	0	-	-	0
11/07	at Sea-W	1	0	0	0	-	-	0
11/14	Dal-L	1	0	0	0	-	-	0
11/21	at Phi-L	1	0	1	4	4.0	4	0
11/28	Jac-W	1	0	0	0	-	-	0
12/05	Was-W	(inactive)						
12/12	at Min-W	(inactive)						
12/19	Phi-L	1	0	0	0	-	-	0
12/26	at GB-L	(inactive)						
01/02	at Was-W	(inactive)						
10 TOTALS		9	0	1	4	4.0	4	0





66



**GUARD**  
**HEIGHT: 6-5**  
**WEIGHT: 310**

**NFL SEASON: 13**  
**RAIDERS SEASON: 6**  
**COLLEGE: FLORIDA**  
**BORN: 8/11/77**  
**ACQUIRED: UFA-07 (Den.)**

Selected by Denver Broncos as second of two fourth-round choices (112th overall) in 2000 NFL Draft, April 16, 2000...Signed first contract, July 18, 2000...Re-signed by Broncos as unrestricted free agent, March 18, 2005...Signed by Oakland Raiders as unrestricted free agent, April 13, 2007...Re-signed by Raiders as unrestricted free agent, March 3, 2009...Terminated by Raiders, March 14, 2012...Re-signed by Raiders as free agent, March 19, 2012.

**CAREER:** Ironman bulldozer has started 79 of 80 games since joining the Raiders in 2007...Including three playoff games, over a longer stretch, has started 118 of his teams' last 119 games, with Oakland and Denver, a venerable period that began Dec. 12, 2004...Enters sixth season with the Silver and Black, having started 60 straight games, all at right guard, since last missing a contest on Sept. 28, 2008, inactive with ankle injury...Has played in 174 games with 117 starts over a 12-year NFL career with the Broncos and Raiders.

**2011:** Started all 16 games at right guard, the seventh straight season he started every contest in which he was active...Part of a group that allowed only 25 sacks, the third-lowest total in the NFL and lowest single-season mark in franchise history... (9/12) at DEN: Blocked for RB Darren McFadden's 150-yard rushing performance...Helped team produce 190 yards on the ground... (9/18) at BUF: Part of a line that did not allow a sack and helped offense total 454 yards... (9/25) vs. NYJ: Blocked for team's season-high 234 rushing yards...Blocked for McFadden, who produced a career-high 171 yards on the ground... (10/2) vs. NE: Part of an offense that racked up a season-high 504 total yards and did not allow a sack... (11/10) at SD: Blocked for RB Michael Bush's 157-yard rushing performance...Helped offense post 489 total yards and 191 yards on the ground... (12/18) vs. DET: Part of an offense that totaled 477 yards... (12/24) at KC: Part of a line that did not allow a sack, in overtime win... (1/1/12) vs. SD: Part of a line that did not allow a sack for the second straight game and enabled Carson Palmer to pass for 417 yards, the third-highest total in franchise history.

**2010:** Started all 16 games at right guard...Part of a group that set a franchise record by rushing for 4.9 yards per attempt...Helped anchor a line that produced the second-ranked rushing attack in the NFL and recorded three games with 500-plus yards of total offense...Part of a group that blocked for McFadden, who rushed for 1,157 yards to become the Raiders' first 1,000-yard rusher since 2007... (9/19) vs. STL: Blocked for McFadden, who totaled 145 yards on the ground... (9/26) at ARI: Aided McFadden's 105-yard rushing effort, ushering him into end zone on a 2-yard run... (10/10) vs. SD:

Contributed to a 104-yard rushing effort by Michael Bush... (10/24) at DEN: Part of a record-breaking offensive performance, helping team amass 508 yards of total offense...Helped team set franchise records in points (59), touchdowns (8) and rushing touchdowns (5)...Blocked for a running game that totaled 328 yards and helped McFadden rush for 165 yards and three TDs... (10/31) vs. SEA: Contributed to an offense that recorded its second straight 500-yard performance (545)...Anchored a line that enabled Campbell to pass for 310 yards and McFadden to rush for 111

### AT A GLANCE

- Has started 79 of 80 games since joining the Raiders in 2007, and including playoffs has started 118 of his teams' last 119 contests.
- Helped Denver to a pair of division titles and four playoff berths in seven years with Broncos (2000-06). In that span, team scattered six 1,000-yard rushing seasons among four individuals.
- Has missed just one start since Dec. 12, 2004, and since the end of the 2002 season has missed only one game.
- Part of 2010 Oakland unit that ranked second in the NFL in rushing.
- One of four active Raiders to have been in the NFL for more than 11 years.
- In college at Florida, started at all four guard and tackle positions and helped Gators to 1996 national title.

... (12/12) at JAC: Blocked for McFadden's 123-yard rushing performance...Helped spring McFadden for touchdown runs of 51 and 36 yards... (12/19) vs. DEN: Part of a unit that totaled 502 yards of offense and did not allow a sack...Helped McFadden rush for 119 yards and aided a rushing attack that totaled 264 yards on the ground...Blocked on two 1-yard touchdown dives by Bush...Also blocked on a 71-yard reverse touchdown by WR Jacoby Ford... (1/2/11) at KC: Helped Bush rush for 137 yards, including a 26-yard TD, in addition to Ford's 10-yard scoring run.

## COOPER CARLISLE

**2009:** Started all 16 games at right guard...(9/14) vs. SD: Part of an offensive line that allowed just one sack...(9/20) at KC: Made several significant blocks on game-winning drive that culminated in a 5-yard touchdown run by Darren McFadden with just over a minute remaining in a 13-10 triumph...(10/18) vs. PHI: Held the line as Raiders passed for 224 yards and ran for 116 in a 13-9 victory...(11/15) vs. KC: Contributed to a running game that amassed 182 yards on the ground, including Bush's 119...(11/22) vs. CIN: Part of a unit that didn't allow a sack or tackle for loss in 20-17 win...(12/6) at PIT: In a dramatic 27-24 victory, anchored the line as Gradkowski passed for 308 yards and three touchdowns; proved key during Oakland's 88-yard drive that produced the game-winning TD with nine seconds left...(12/20) at DEN: Important cog in remarkable, 20-19 victory, aiding Raiders in season-high 241 yards rushing (7.1 avg.), helping Bush to 133; crucial on the front lines in game-winning 62-yard TD drive late in fourth quarter...(12/27) at CLE: Provided protection as QB Charlie Frye passed for a career-high 333 yards.

**2008:** Started 15 overall and the final 12 in succession after a Week 4 ankle injury forced him to miss his first game in six years...(9/14) at KC: In 23-8 win, helped McFadden to 164 rushing yards and Oakland to 300, its most since 1987; Raiders did not allow a sack...(9/28) vs. SD: Sat out with an ankle injury, missing his first game since Dec. 29, 2002...(10/19) vs. NYJ: In a 16-13 overtime triumph, helped Oakland produce 153 rushing yards and a six-play, 42-yard drive that ended in a game-winning FG...(11/23) at DEN: Blocked for Raiders rushing attack that gained 158 yards...Part of an offensive line unit that didn't allow a sack...(11/30) vs. KC: Started on an offensive line that didn't allow a sack for a second straight week...(12/21) vs. HOU: In 27-16 win, part of an outstanding all-around effort that included 139 rushing yards...(12/28) at TB: Helped the

Raiders to 31-24 victory and 192 ground yards, including a career-high 177 from Bush.

**2007:** Started all 16 games during his first season in a Raiders uniform...Played an important role in Justin Fargas' 1,009 rushing yards...(9/23) vs. CLE: Created a hole up the middle to spring LaMont Jordan into the end zone for key second-half points in eventual 26-24 win...(9/30) at MIA: Helped Raiders compile five touchdown drives and 299 rushing yards in 35-17 triumph...(11/25) at KC: In fourth quarter, created a hole up the middle for Justin Fargas' game-winning 14-yard TD run to give Oakland a come-from-behind, 20-17 win...(12/2) vs. DEN: Part of line that did not allow a sack, helping team to four TD drives in 34-20 victory; also created a hole on the right side on Fargas' 5-yard TD plunge to put game away.

**2006:** Started all 16 games in final season with Broncos, one of three players to take all 1,002 offensive snaps as Tatum Bell rushed for 1,025 yards...Part of a group that allowed only 31 sacks and helped the Broncos eclipse 100 yards rushing 14 times en route to placing eighth in the NFL with 2,152 rushing yards...(9/17) vs. KC: Helped clear the way for 145 rushing yards without allowing a sack in the home opener, a 9-6 overtime win...(9/24) at NE: Part of a line that did not allow a sack in 17-7 win...(10/15) vs. OAK: Helped Denver to 144 rushing yards on Sunday Night Football, a 13-3 victory...(10/29) vs. IND: Contributed to the team's 227-yard rushing performance...(12/24) vs. CIN: In 24-23 win, helped Denver to 127 rushing yards, including 101 in the second half.

**2005:** Started all 16 regular-season games and two playoff contests as Denver went 13-3 and posted its first postseason win since John Elway's retirement...Helped club rank second in NFL with 158.7 rushing yards per game, and yield the third-fewest sacks (23) in the league and in team annals; Denver also recorded a franchise-best 145 rushing first downs...Assisted Mike Anderson (1,014) and Tatum Bell (921) to better than 900 yards rushing. Rod Smith to 1,105 yards receiving, and Jake Plummer to 3,366 passing yards...(9/26) vs. KC: Part of a group that allowed only one sack and produced 221 rushing yards on Monday Night Football...(10/30) vs. PHI: Aided two RBs over 100 yards rushing...(11/24) at DAL: Played on a line that paved the way for 144 rushing yards on Thanksgiving Day...(12/17) vs. BUF: Blocked for a rushing attack that amassed 178 yards...Postseason: (1/14/06) vs. NE: Started at guard in AFC Divisional playoff...(1/22/06) vs. PIT: Started at guard in AFC Championship game.

**2004:** Played in all 16 games and made four starts at guard, the last four contests of the season...Helped Denver set a franchise record by allowing only 15 sacks...(12/12) vs. MIA: Made first start of the season, at right guard...(12/25) at TEN: Made third straight start...(1/2/05) vs. IND: Started the season finale, helping Broncos post their second-highest rushing total of the year (214)...Postseason: (1/9/05) at IND: Made first career postseason start, at right guard in AFC Wild Card game.



**2003:** Saw action in all 16 regular-season games with two starts, playing primarily a reserve role in Denver's franchise-record 2,629 rushing yards, including Clinton Portis' 1,591 and league-leading 5.5 per carry...Also contributed at tackle in goal-line situations...(9/14) at SD: Scored first career points, a 6-yard TD reception from Jake Plummer, becoming first Broncos lineman to catch a touchdown since 1986...(12/21) at IND: Made first career start, at right guard, and helped Broncos rush for 227 yards and three touchdowns...Postseason: (1/4/04) at IND: Saw action as a reserve in AFC Wild Card game.

**2002:** Inactive for 15 of 16 games...(9/30) at BAL: Saw action on special teams.

**2001:** Saw action on special teams in all 16 regular-season games...(12/9) vs. SEA: Played at right tackle as a reserve.

**2000:** Played primarily on special teams in 14 games...(9/17) at OAK: Made NFL debut, seeing time on special teams...(10/22) at CIN: Saw first career action on offensive line...Postseason: (12/31) at BAL: Played on special teams in AFC Wild Card game.

**COLLEGE:** Played four years at Florida, seeing action in 48 games with 32 starts...Started at all four guard and tackle positions...Four-year academic all-conference selection...An All-American as a senior in 1999, started all 13 games as a team tri-captain...Also was a co-recipient of the team's Leadership Award...As a junior, was co-recipient of the Gators Most Consistent Award and received the James Kyne Award as Florida's iron man on the O-line...Received the Dr. Lombardi GPA Award during the spring before his sophomore season and went on to play all 12 games with four starts at left tackle...As a redshirt freshman in 1996, played in all 11 games and started six at left tackle, helping Gators to a national championship with a 52-20 win against Florida State in the Sugar Bowl...Business/finance major.

**PERSONAL:** Attended McComb (Miss.) High School...Blue Chip Illustrated All-America selection, USA Today honorable-mention All-America, and three-time first-team all-state choice...Rated one of the nation's top-15 offensive linemen by Blue Chip Illustrated and chosen to play in the Mississippi-Alabama All-Star Game...Brother, Will, played on the offensive line at Tulane...Married with one daughter.

## COOPER CARLISLE'S NFL GAMES PLAYED/STARTED

Year	Team	GP	GS
2000	Denver	14	0
2001	Denver	16	0
2002	Denver	1	0
2003	Denver	16	2
2004	Denver	16	4
2005	Denver	16	16
2006	Denver	16	16
2007	Oakland	16	16
2008	Oakland	15	15
2009	Oakland	16	16
2010	Oakland	16	16
2011	Oakland	16	16
<b>NFL totals (12 years)</b>		<b>174</b>	<b>117</b>
Postseason		5	3

**ADDITIONAL STATISTICS:** Caught 6-yard TD pass from J.Plummer, at SD, 9/14/03, with Broncos. Miscellaneous tackles — 2 in 2008, 1 in 2009, 1 in 2011; NFL totals: 4. Miscellaneous fumble recoveries — 1 in 2003, 2 in 2005, 2 in 2006, 2 in 2007, 1 in 2008, 2 in 2009, 1 in 2010; NFL totals: 11.

## CAREER MILESTONES

**NFL debut:** at Oak., 9/17/00, with Broncos. **First NFL start:** at Ind., 12/21/03, with Broncos. **Last game/start missed:** vs. SD, 9/28/08 (ankle). **Touchdown:** at SD, 9/14/03 (6-yard pass from J.Plummer), with Broncos.

### FEWEST SACKS ALLOWED, 2011

23	Buffalo
24	New Orleans
	Tennessee
25	Oakland
	Cincinnati



## CHIMDI CHEKWA

35

**CORNERBACK**  
**HEIGHT: 6-0**  
**WEIGHT: 194**

**NFL SEASON: 2**  
**RAIDERS SEASON: 2**  
**COLLEGE: OHIO STATE**  
**BORN: 9/7/88**  
**ACQUIRED: D4a-11**

Selected by Oakland Raiders in fourth round (113th overall) of 2011 NFL Draft, April 30, 2011...Signed first contract, July 31, 2011...Placed on reserve/injured (hamstring), Nov. 17, 2011.

**CAREER:** Promising defensive back, had rookie season cut short due to injury...Played in four games with one start.

**2011:** Played in four games with one start...Recorded eight tackles (six solo) and two passes defended...(9/12) at DEN: Made NFL debut on Monday Night Football...(9/18) at BUF: Credited with first career tackle...(9/25) vs. NYJ: Saw significant action at CB in a reserve role, posting four tackles and two passes defended, one in which he blanketed Plaxico Burress on a fourth-and-2 play, setting up an Oakland TD drive in 34-24 win...(10/2) vs. NE: Made first career start, at cornerback...Placed on injured reserve with hamstring injury on 11/17.

**COLLEGE:** Played four years at Ohio State, helping Buckeyes to four straight BCS bowls, including a loss to LSU in the national championship to conclude his freshman year...Saw action in 52 career games with 38 starts...Finished college career with 145 tackles (115 solo), 35 passes defended, six interceptions, one sack and two forced fumbles...As a senior, earned first-team All-America honors (Football Writers, Phil Steele) and second-team accolades from Walter Camp and Rivals.com...Also tabbed for third-team recognition from the NFL Draft Report and honorable-mention honors from Sports Illustrated...A semifinalist for the Jim Thorpe Award, presented to the nation's top defensive back, and the Chuck Bednarik Award, presented to the nation's best defensive player...Added first-team All-Big Ten honors from the league's coaches and media...Earned Academic All-Big Ten honors...Recipient of the Arnie Chonko Award, given by the Ohio State coaches to the team's outstanding defensive back...Started all 13 games as a senior...Led the Buckeyes with three interceptions, on a unit that led the Big Ten and ranked fourth in the nation in both total defense (262.2 yards per game) and pass defense (165.0), and finished fifth in the nation in scoring defense (14.3 points per game)...Started all 13 games as a junior, on a defense that ranked fifth in the nation in both total defense (262.3) and scoring defense (12.5)...Played in 13 games with 11 starts as a sophomore...Helped team rank sixth in the nation in

scoring defense (13.9)...As a freshman, when Ohio State lost in the BCS national title contest, picked off a pass and led the team with nine passes defended, contributing to a unit that led the nation in total defense (233.0), scoring defense (12.7) and pass defense (150.1)...Lettered twice on the Ohio State track team...Part of Ohio State's 4x100 relay team that captured Big Ten Outdoor Track & Field championship in 2009...Accounting major.

**PERSONAL:** Attended East Ridge High School in Clermont, Fla. ...A two-time all-district choice, added first-team all-Central Florida and second-team all-state honors as a senior...As a senior, intercepted seven passes and recovered four fumbles...As a junior, returned two of his four INTs for touchdowns...Also lettered four times as a

sprinter for the East Ridge track team, receiving all-state accolades...Sister played basketball at Mississippi State and brother ran track at Louisiana-Monroe...Worked with the children of Brookfield Elementary of Oakland for their Reading Partners program in October 2011.

## AT A GLANCE

- Name is pronounced CHIM-dee CHECK-wah.
- Started one of his four games as a rookie before hamstring injury cut short his season.
- A three-year starter at Ohio State, helped Buckeyes to four straight BCS bowls, including a loss to LSU in the national championship his freshman year. Played significant role on dominant Buckeyes defense for four years.

## CHIMDI CHEKWA'S NFL STATISTICS

Year	Team	TACKLES						INTERCEPTIONS				FUMBLES			
		GP	GS	Tot	Solo	Asst	Sk	Yds	No	Yds	Lg	TD	PD	FF	FR
2011	Oakland	4	1	8	6	2	0	0.0	0	0	0	0	2	0	0

ADDITIONAL STATISTICS: Special-teams tackles - 2 in 2011.

## SINGLE-GAME HIGHS AND CAREER MILESTONES

TACKLES: Total - 4, vs. NYJ, 9/25/11. Solo - 3, vs. NE, 10/2/11. PASSES DEFENDED: 2, vs. NYJ, 9/25/11.

NFL debut: at Den, 9/12/11. First NFL start: vs. NE, 10/2/11.

## 2011, OAKLAND

Date	Opp	GP	GS	Tot	So	As	Sk	Yd	Int	Yd	Lg	TD	PD	FF	FR
09/12	at Den-W	1	0	0	0	0	0.0	0.0	0	0	0	0	0	0	0
09/18	at Buf-L	1	0	1	1	0	0.0	0.0	0	0	0	0	0	0	0
09/25	NYJ-W	1	0	4	2	2	0.0	0.0	0	0	0	0	2	0	0
10/02	NE-L	1	1	3	3	0	0.0	0.0	0	0	0	0	0	0	0
10/09	at Hou-W	(inactive - hamstring)													
10/16	Cle-W	(inactive - hamstring)													
10/23	KC-L	(inactive - hamstring)													
11/06	Den-L	(inactive - hamstring)													
11/10	at SD-W	0	0	0	0	0	0.0	0.0	0	0	0	0	0	0	0
	(placed on injured reserve - hamstring)														
11 TOTALS		4	1	8	6	2	0.0	0.0	0	0	0	0	2	0	0



59



**LONG-SNAPPER**  
**HEIGHT: 6-3**  
**WEIGHT: 245**  
**NFL SEASON: 6**  
**RAIDERS SEASON: 6**

**COLLEGE: MARYLAND**  
**BORN: 8/26/81**  
**ACQUIRED: FA-06**  
**PRO BOWLS: 2 (2009, 11)**

Signed by Dallas Cowboys as non-drafted free agent, April 29, 2005...Waived by Cowboys, Sept. 28, 2005...Signed by New England Patriots as reserve/future free agent, Jan. 17, 2006...Waived by Patriots, Aug. 21, 2006...Signed by Oakland Raiders to practice squad, Nov. 30, 2006...Re-signed by Raiders as reserve/future free agent, Jan. 3, 2007...Re-signed by Raiders as exclusive-rights player, March 20, 2008...Re-signed by Raiders as exclusive-rights player, March 16, 2009...Re-signed by Raiders as restricted free agent, March 16, 2010...Re-signed by Raiders as unrestricted free agent, July 31, 2011.

**CAREER:** Athletic veteran has handled all long-snapping duties for the Raiders the past five seasons...Plays critical role in Oakland kicking game, which features two of top specialists in NFL history, K Sebastian Janikowski and P Shane Lechler...Has earned a pair of Pro Bowl selections (2009, 2011).

**2011:** Played in all 16 games for the fifth straight season, adding three solo tackles on special teams...Added to the AFC Pro Bowl roster as a need player...Snapped for Janikowski, who was selected for his first career Pro Bowl...Also snapped for Lechler, who posted the fourth-highest punting average (50.8) in NFL history...Helped Janikowski achieve NFL Special Teams Player of the Month honors in both September and November...(9/12) at DEN: In 23-20 win, snapped on three field goals, including Janikowski's NFL-record-tying 63-yarder...Also initiated Lechler's 77-yard punt, tying a franchise mark...(9/25) vs. NYJ: Snapped on a 56-yard field goal by Janikowski in 34-24 win...(10/9) at HOU: Snapped on three field goals of 50-plus yards (54, 55, 50) by Janikowski, as Oakland tied the NFL single-game record for most field goals of 50-or-more yards...Janikowski's 55-yarder marked the longest kick in Reliant Stadium history; also snapped on a fake punt advanced 35 yards by Rock Cartwright for a key first down in emotional win...(10/16) vs. CLE: Snapped on a fake field goal resulting in a 35-yard touchdown pass from Lechler to TE Kevin Boss, in 24-17 victory...(11/27) vs. CHI: Part of record-setting kicking performances by both Janikowski and Lechler...Snapped on an 80-yard punt by Lechler, longest in franchise history...Also snapped on a team-record six field goals by Janikowski...With a PAT, helped Janikowski account for 19 points in a 25-20 win...(12/24) at KC: Snapped on the game-winning, 36-yard field goal by Janikowski in overtime.

**2010:** Snapped for Janikowski, who set a franchise record with 142 points...Also snapped for Lechler, tabbed for first-team All-Pro honors by the AP...Posted six tackles (five solo), one forced fumble and one fumble recovery on special teams...(9/12) at TEN: Snapped on a season-high 68-yard punt by Lechler...Recorded two special teams tackles...(9/26) at ARI: Snapped on three successful FG attempts, including a 54-yarder...Recovered a muffed punt that set up a first-quarter field goal, and added a special-teams tackle...(10/24) at DEN: Forced a fumble in punt coverage...Helped set an NFL record by snapping on eight successful extra-point attempts...(10/31) vs. SEA: Snapped on four FGs, including a 49-yarder...(11/7) vs. KC: Snapped on three successful FGs, including game-tying 41-yarder with three seconds remaining in regulation, and 33-yard overtime winner...(12/26) vs. IND: Snapped on four successful FGs, including 59-yard field goal that marked the third-longest in Raiders history.

### AT A GLANCE

- Athletic veteran has handled all long-snapping duties for the Raiders the last five seasons, snapping successfully for Pro Bowl specialists Sebastian Janikowski and Shane Lechler.
- Has earned two trips to the Pro Bowl, in 2009 and '11.
- Owns 26 career special-teams tackles.
- In college, was atop the depth chart at long snapper for 38 straight games at Maryland.
- Was a first-team all-state running back in high school, competing in Central Pennsylvania.

...Tied for third on the team with a career-high 10 special-teams tackles...(9/20) at KC: Snapped on a 54-yard field goal by Janikowski...(10/4) at HOU: Posted two tackles (one solo) on special teams...(11/15) vs. KC: Assisted on two tackles on special teams...(11/22) vs. CIN: Part of Janikowski's 33-yard game-winner with 15 seconds left...(12/13) vs. WAS: Snapped on a 54-yard field goal by Janikowski...(12/20) at DEN: Initiated another 54-yard Janikowski FG...(12/27) at CLE: Snapped on Janikowski's 61-yard field goal, which set a then-Raiders record and marked the third longest field goal in NFL history...(1/3/10) vs. BAL: Successfully snapped on two field goals as Janikowski became the first Raider to reach 1,000 career points.

**2009:** Added to the AFC roster as a need player for Pro Bowl in South Florida...Snapped for Lechler, who posted a 51.1-yard gross average, the second-best mark in NFL history.

## JON CONDO



**2008:** Played in 16 games, handling all long-snapping duties and collecting four special-teams tackles...(9/14) at KC: Snapped on a then franchise-record 56-yard field goal by Janikowski...(10/19) vs. NYJ: Snapped on Janikowski's 57-yard game-winner, longest overtime FG in NFL annals...(11/16) at MIA: Contributed two special-teams tackles...(12/21) vs. HOU: Recorded two tackles on special teams.

**2007:** Earned roster spot out of training camp and played in all 16 Oakland games, handling all snaps and contributing six tackles on special teams.

**2006:** In training camp with New England, was waived on 8/21, then signed to Raiders practice squad on 11/29.

**2005:** Played in three games for Cowboys...(9/11) at SD: Made NFL debut...Waived on 9/28.

**COLLEGE:** Served as Maryland's long-snapper and reserve defensive end, helping Terps to Orange, Peach and Gator bowls...Was atop the depth chart at long-snapper for 38 straight games...Became the first pure long-snapper to earn Maryland's top special-teams honor...Majorred in science education.

**PERSONAL:** Attended Philipsburg-Osceola (Pa.) High School...Named first-team all-state (Pittsburgh Post-Gazette) as a senior after rushing for nearly 1,000 yards and totaling more than 100 tackles, including 13 sacks...Also had three interceptions...Unanimous All-Big 8 selection as a running back, linebacker and punter...Nominated for the Big 33 All-Star Game...As a junior, was a first-team all-conference selection at RB, LB and P, after rushing for 1,008 yards and nine touchdowns while averaging 17 tackles per game...Set school career records in rushing yards (2,700) and tackles (374)...Volunteered his time with the Easter Seals Kaleidoscope After School Program in September 2011.

## JON CONDO'S NFL GAMES PLAYED/STARTED

Year	Team	GP	GS
2005	Dallas	3	0
2007	Oakland	16	0
2008	Oakland	16	0
2009	Oakland	16	0
2010	Oakland	16	0
2011	Oakland	16	0
NFL totals (five-plus years)		83	0

**ADDITIONAL STATISTICS:** Special-teams tackles — 6 in 2007, 4 in 2008, 7 in 2009, 5 in 2010, 4 in 2011; NFL totals: 26.

## CAREER MILESTONES

NFL debut: at SD, 9/11/05, with Cowboys. Last game missed: at NYJ, 12/31/06 (on Raiders practice squad).

### RAIDERS AFTER THE BYE, 1990-2011

Club	Before bye	After bye	Post-bye pct	First game after bye	Final record
2000	(3-1)	(8-3)	.750	W, 34-28 (OT) at SF	(12-4)
1990	(6-1)	(6-3)	.667	L, 7-9 at KC	(12-4)
1994	(1-3)	(8-4)	.667	W, 21-17 at NE	(9-7)
2002	(2-8)	(9-5)	.643	W, 52-25 vs. Ten.	(11-5)
1993	(2-1)	(8-5)	.615	L, 9-24 at KC	(10-6)
1991	(5-4)	(4-3)	.571	W, 16-17 at Den.	(9-7)
2001	(4-1)	(6-5)	.545	W, 20-10 at Phil.	(10-6)
1992	(3-5)	(4-4)	.500	L, 10-31 at Phil.	(7-9)
1999	(4-4)	(4-4)	.500	W, 28-9 vs. SD	(8-8)
2011	(4-3)	(4-5)	.444	L, 24-38 vs. Den.	(8-8)
2010	(5-4)	(3-4)	.429	L, 3-35 at Phil.	(8-8)
1996	(4-2)	(4-6)	.400	W, 27-10 vs. Cin.	(8-8)
1998	(4-4)	(3-5)	.375	L, 21-22 vs. Den.	(7-9)
2009	(2-6)	(3-5)	.375	L, 10-16 vs. KC	(5-11)
2008	(1-3)	(4-8)	.333	L, 3-34 at NO	(5-11)
2005	(1-3)	(3-8)	.333	L, 14-27 vs. SD	(4-12)
2004	(3-6)	(2-5)	.286	L, 17-23 vs. SD	(5-11)
1995	(6-2)	(2-6)	.250	W, 20-17 at Cin.	(8-8)
2003	(2-5)	(2-7)	.222	L, 13-23 at Det.	(4-12)
1997	(2-4)	(2-8)	.200	W, 28-25 vs. Den.	(4-12)
2007	(2-2)	(2-10)	.167	L, 14-28 at SD	(4-12)
2006	(0-2)	(2-12)	.143	L, 21-24 vs. Cle.	(2-14)





51



LINEBACKER  
HEIGHT: 6-2  
WEIGHT: 255

NFL SEASON: 4  
RAIDERS SEASON: 2  
COLLEGE: WAKE FOREST  
BORN: 4/6/86  
ACQUIRED: T-11 (Sea.)

Selected by Seattle Seahawks in first round (fourth overall) of 2009 NFL Draft, April 25, 2009...Signed first contract, Aug. 9, 2009...Traded by Seahawks to Oakland for Raiders' 2012 seventh-round selection and conditional 2013 draft choice, Oct. 14, 2011.

**CAREER:** Former first-round pick acquired via trade with Seattle in October 2011...Played in 35 games with 30 starts in two-plus seasons with Seahawks before joining the Raiders and starting nine games in 2011...Career totals include 202 tackles (162 solo), 5½ sacks and 12 passes defended.

**2011:** Played in 16 combined games with two teams...Saw action in five games with Seattle before being traded to the Raiders in Week 6, then played 11 contests with the Silver and Black, with nine starts...Recovered two fumbles on the season, returning one for first career touchdown...Totalled 68 tackles (48) with five passes defended on the season...(9/18) at PIT: Totalled six tackles (four solo) and one pass defended in final start with Seahawks...(10/16) vs. CLE: Started at OLB in Raiders debut, in first home game after the passing of owner Al Davis...(11/10) at SD: Matched a season high with five solo tackles...(11/20) at MIN: Recovered a fumble by WR Michael Jenkins on the final play to seal a 27-21 victory...(12/18) vs. DET: Scored first career touchdown on a 6-yard fumble recovery, following a sack by Tommy Kelly...(12/24) at KC: Matched a season-high with six tackles.

**2010:** Started all 16 games in second NFL season...Posted 73 tackles (60 solo), 3½ sacks and one pass defended...(10/17) at CHI: Sacked Jay Cutler in red zone to force Bears to settle for a field goal in eventual 23-20 Seahawks win...(11/14) at ARI: Established a career-high with two sacks in 36-18 win; first dropped Derek Anderson on a third down in the first quarter to put the Cards out of field-goal range, then forced an Anderson fumble recovered by Seattle on a third-quarter sack that led to a FG...(12/12) at SF: Tied a season high with eight total tackles (six solo), including ½ sack...Postseason: (1/8/11) vs. NO: Racked up seven tackles (five solo) in NFC Wild Card victory...(1/16/11) at CHI: Recorded two tackles and first career interception, picking off a fourth-quarter pass from RB Matt Forte and returning it 23 yards to set up a Seahawks touchdown.

**2009:** Played in 14 games with two starts as a rookie...Inactive for two games due to a shoulder injury...Totalled 61 tackles (54 solo), two sacks, six passes defended and two forced fumbles...(9/13) vs. STL: Made NFL debut, starting at LB...(9/27) vs. CHI: Recorded first NFL sack, forcing a fourth-quarter fumble from Jay Cutler recovered by Seattle with the Seahawks trailing by a point; Seattle cashed in the takeaway for a go-ahead field goal...(10/11) vs. JAC: Established a career high with 10 tackles (nine solo), including a third-quarter sack on which he forced a David Garrard fumble recovered by Seattle; the Seahawks parlayed the fumble into a touchdown, en route to a 41-0 win.

**COLLEGE:** Recipient of the 2008 Butkus Award, presented to the nation's top linebacker...Started 49 of 51 games at Wake Forest, finishing career ranked third in

### AT A GLANCE

- The fourth overall selection in 2009 NFL Draft, at the time was the second-highest linebacker ever selected (LaVar Arrington, Washington, second overall, 2000).
- Traded to Raiders six weeks into 2011 campaign, and played in 16 combined games.
- Has 5½ career sacks.
- At Wake Forest, won the 2008 Butkus Award as nation's top linebacker.



# AARON CURRY

the school's record book 45½ tackles for loss...Finished ninth on Wake Forest's all-time list with 332 total tackles...Named All-America and first-team All-Atlantic Coast Conference as senior after leading team with 105 total tackles...Presented the Butkus by the award's namesake, who visited the campus in early December to present the honor.

**PERSONAL:** Attended E.E. Smith High School in

## AARON CURRY'S NFL STATISTICS

Year	Team	GP	GS	TACKLES					INTERCEPTIONS					FUMBLES		
				Tot	Solo	Asst	Sk	Yds	No	Yds	Lg	TD	PD	FF	FR	Yds
2009	Seattle	14	12	61	54	7	2.0	9.0	0	0	0	0	6	2	0	0
2010	Seattle	16	16	70	58	12	3.5	25.0	0	0	0	0	1	2	0	0
2011	Seattle	5	2	22	16	6	0.0	0.0	0	0	0	0	2	0	0	0
	Oakland	11	9	46	32	14	0.0	0.0	0	0	0	0	3	0	2	0
	11 totals	16	11	68	48	20	0.0	0.0	0	0	0	0	5	0	2	0
NFL totals (three years)		46	39	199	160	39	5.5	34.0	0	0	0	0	12	4	2	0

## PLAYOFFS

Year	Team	GP	GS	TACKLES					INTERCEPTIONS					FUMBLES		
				Tot	Solo	Asst	Sk	Yds	No	Yds	Lg	TD	PD	FF	FR	Yds
2010	Seattle	2	2	8	7	1	0.0	0.0	1	23	23	0	1	0	0	0

Postseason interception at Chicago, 1/16/11 (M.Forte)

ADDITIONAL STATISTICS: Career sacks - Derek Anderson (2), Jay Cutler (2), David Garrard, Alex Smith (4). Special-teams tackles - 1 in 2009, 2 in 2010, 1 in '10 playoffs; NFL totals: 3.

## 2009, SEATTLE

Date	Opp	GP	GS	Tot	So	As	Sk	Yd	Int	Yd	Lg	TD	PD	FF	FR
09/13	SIL-W	1	1	4	4	0	0.0	0.0	0	0	0	0	0	0	0
09/20	at SF-L	1	1	4	4	0	0.0	0.0	0	0	0	0	0	0	0
09/27	Chi-L	1	1	7	6	1	1.0	3.0	0	0	0	0	0	1	0
10/04	at Ind-L	1	1	7	6	1	0.0	0.0	0	0	0	0	0	0	0
10/11	Jac-W	1	1	10	9	1	1.0	6.0	0	0	0	0	1	1	0
10/18	Ari-L	1	1	5	4	1	0.0	0.0	0	0	0	0	1	0	0
11/01	at Det-L	1	1	3	2	1	0.0	0.0	0	0	0	0	1	0	0
11/08	Det-W	1	1	4	3	1	0.0	0.0	0	0	0	0	0	0	0
11/15	at Ari-L	1	1	2	2	0	0.0	0.0	0	0	0	0	0	0	0
11/22	at Min-L	1	0	3	2	1	0.0	0.0	0	0	0	0	0	0	0
11/29	at SIL-W	1	1	5	5	0	0.0	0.0	0	0	0	0	1	0	0
12/06	SF-W	1	1	2	2	0	0.0	0.0	0	0	0	0	2	0	0
12/13	at Hou-L	1	0	4	4	0	0.0	0.0	0	0	0	0	0	0	0
12/20	TB-L	1	1	1	1	0	0.0	0.0	0	0	0	0	0	0	0
12/27	at GB-L	(inactive - shoulder)													
01/03	Ten-L	(inactive - shoulder)													
09 TOTALS		14	12	61	54	7	2.0	9.0	0	0	0	0	6	2	0

## 2010, SEATTLE

Date	Opp	GP	GS	Int	So	As	Sk	Yd	Int	Yd	Lg	TD	PD	FF	FR
09/12	SF-W	1	1	3	3	0	0.0	0.0	0	0	0	0	0	0	0
09/19	Den-L	1	1	6	5	1	0.0	0.0	0	0	0	0	0	0	0
09/26	SD-W	1	1	2	2	1	0.0	0.0	0	0	0	0	0	0	0
10/03	SIL-L	1	1	2	2	0	0.0	0.0	0	0	0	0	0	0	0
10/17	Chi-W	1	1	2	2	0	1.0	5.0	0	0	0	0	0	0	0
10/24	Ari-W	1	1	2	2	0	0.0	0.0	0	0	0	0	0	0	0
10/31	Oak-L	1	1	3	3	0	0.0	0.0	0	0	0	0	0	0	0
11/07	NYG-L	1	1	6	3	3	0.0	0.0	0	0	0	0	1	0	0
11/14	Ari-W	1	1	7	7	0	2.0	15.0	0	0	0	0	0	1	0
11/21	NO-L	1	1	6	4	2	0.0	0.0	0	0	0	0	0	0	0
11/28	KC-L	1	1	6	5	1	0.0	0.0	0	0	0	0	0	0	0
12/05	Car-W	1	1	6	5	1	0.0	0.0	0	0	0	0	0	0	0
12/12	SF-L	1	1	8	7	1	0.5	5.0	0	0	0	0	0	0	0
12/19	Ari-L	1	1	7	6	1	0.0	0.0	0	0	0	0	0	0	0
12/26	TB-L	1	1	4	3	1	0.0	0.0	0	0	0	0	0	0	0
01/02	SIL-W	1	1	0	0	0	0.0	0.0	0	0	0	0	1	0	0
10 TOTALS		16	16	70	58	12	3.5	25.0	0	0	0	0	1	2	0
01/08	NO-W	1	1	6	5	1	0.0	0.0	0	0	0	0	0	0	0
01/16	Chi-L	1	1	2	2	0	0.0	0.0	1	23	23	0	1	0	0

'10 Wild Card playoff; '10 Divisional playoff

Fayetteville, N.C. ...Named conference Defensive Player of the Year and earned all-region honors after registering 123 tackles as a senior...Selected to the North Carolina-South Carolina Shrine Bowl as a tight end...Married with two sons...Spent time at the Alameda County Canned Food Collection in June of 2012...Volunteered his time at Fremont Christian School in San Pablo, Calif., in December 2011.

## SINGLE-GAME HIGHS AND CAREER MILESTONES

TACKLES: Total - 10, vs. Jac., 10/11/09. Solo: vs. Jac., 10/11/09. PASSES DEFENSED: 2, vs. SF, 12/6/09. SACKS: 2, at Ari., 11/14/10. Note: Intercepted M.Forte in '10 playoffs, vs. Chi., 1/16/11.

NFL debut: vs. SIL, 9/13/09, with Seahawks. First NFL start: vs. SIL, 9/13/09, with Seahawks. First NFL sack: vs. Chi., 9/27/09, with Seahawks. Last NFL sack: at SF, 12/12/10 (A.Smith, shared with C.Clemmons). Touchdowns (1): vs. Det., 12/18/11, 6-yard fumble return.

## 2011, SEATTLE

Date	Opp	GP	GS	Tot	So	As	Sk	Yd	Int	Yd	Lg	TD	PD	FF	FR
09/11	at SF-L	1	1	5	5	0	0.0	0.0	0	0	0	0	0	0	0
09/18	at Pit-L	1	1	6	4	2	0.0	0.0	0	0	0	0	1	0	0
09/25	Ari-W	1	0	2	1	1	0.0	0.0	0	0	0	0	0	0	0
10/02	Ari-L	1	0	5	2	3	0.0	0.0	0	0	0	0	0	0	0
10/09	at NYG-W	1	0	4	4	0	0.0	0.0	0	0	0	0	1	0	0

## 2011, OAKLAND

Date	Opp	GP	GS	Tot	So	As	Sk	Yd	Int	Yd	Lg	TD	PD	FF	FR
10/16	Cle-W	1	1	3	2	1	0.0	0.0	0	0	0	0	0	0	0
10/23	KC-L	1	1	4	1	3	0.0	0.0	0	0	0	0	0	0	0
11/06	Den-L	1	1	6	4	2	0.0	0.0	0	0	0	0	0	0	0
11/10	at SD-W	1	1	6	5	1	0.0	0.0	0	0	0	0	0	0	0
11/20	at Min-W	1	1	4	2	2	0.0	0.0	0	0	0	0	0	0	1
11/27	Chi-W	1	1	4	4	0	0.0	0.0	0	0	0	0	1	0	0
12/04	at Mia	1	0	5	3	2	0.0	0.0	0	0	0	0	1	0	0
12/11	at GB-L	1	0	1	1	0	0.0	0.0	0	0	0	0	0	0	0
12/18	Det-L	1	1	3	2	1	0.0	0.0	0	0	0	0	1	0	1
12/24	at KC-W	1	1	6	4	2	0.0	0.0	0	0	0	0	0	0	0
01/01	SD-L	1	1	4	4	0	0.0	0.0	0	0	0	0	0	0	0
11 TOTALS		16	11	68	48	20	0.0	0.0	0	0	0	0	5	0	2

## LINEBACKERS DRAFTED IN NFL'S TOP FIVE SELECTIONS, SINCE 1990

Draft	Overall	Player, College	Selected by	Draft	Overall	Player, College	Selected by	Draft	Overall	Player, College	Selected by
2011	2	Von Miller, Texas A&M	Denver	1997	4	Peter Boulware, Florida State	Baltimore	1993	4	Marvin Jones, Florida State	N.Y. Jets
2009	4	Aaron Curry, Wake Forest	Seattle	1996	2	Kevin Hardy, Illinois	Jacksonville	1992	2	Quentin Coryatt, Texas A&M	Indianapolis
2008	5	A.J. Hawk, Ohio State	Green Bay	1994	4	Willie McGinest, USC	New England	1991	4	Mike Croel, Nebraska	Denver
2000	2	LaVar Arrington, Penn State	Washington	1994	5	Trev Alberts, Nebraska	Indianapolis	1990	4	Keith Mcants, Alabama	Tampa Bay
								1990	5	Junior Seau, USC	San Diego



75

**DEFENSIVE END**  
**HEIGHT: 6-4**  
**WEIGHT: 270**

**NFL SEASON: 1**  
**RAIDERS SEASON: 1**  
**COLLEGE: LOUISIANA-LAFAYETTE**  
**BORN: 3/2/87**  
**ACQUIRED: FA-12**

Selected by St. Louis Rams in fifth round (149th overall) of 2010 NFL Draft, April 24, 2010...Signed first contract, July 23, 2010...Traded by Rams to Washington for conditional draft choice, Aug. 30, 2010...Waived by Redskins, Aug. 31, 2010...Signed by Tennessee Titans to practice squad, Sept. 6, 2010...Signed by Titans to active roster, Dec. 17, 2010...Waived by Titans, Sept. 2, 2011...Signed by Oakland Raiders as reserve/future free agent, Jan. 6, 2012.

**CAREER:** Athletic pass rusher, spent parts of the past two seasons with St. Louis and Tennessee...Played in one game with the Titans in 2010.

**2011:** In training camp with Tennessee...Waived on 9/2.

**2010:** Played in one game as a rookie with Tennessee...Traded by St. Louis to Washington on 8/30 and waived on 8/31...Signed to Titans practice squad on 9/5...Promoted to active roster on 12/18...(12/19) vs. HOU: Made NFL debut as a reserve.

**COLLEGE:** A two-year starter at Louisiana-Lafayette...Named honorable-mention All-Sun Belt Conference as a senior...Started

12 games and recorded three sacks and an interception...Started 12 games as a junior...Led the line with 3½ sacks...As a sophomore, appeared in all 12 games and posted 11 tackles...Played in 12 games as a freshman and posted two tackles...Suffered a season-ending injury as a redshirt freshman and was granted a medical hardship...A Sun Belt honor-roll student...Management major.

**PERSONAL:** Attended University High School in Baton Rouge, La. ...Named all-District 8-2A after making 20 receptions as a wide receiver and also playing defensive end and safety...Finished senior season with 10 sacks and over 100 tackles.

### AT A GLANCE

- Originally selected by the Rams in the fifth round, 149th overall, of the 2010 NFL Draft and spent parts of the last two seasons with St. Louis and Tennessee.
- Was a two-year starter at Louisiana-Lafayette, with three sacks and an INT as a senior.
- Caught 20 passes as an all-district WR to cap his high-school career.

### HALL DAVIS' NFL STATISTICS

Year	Team	GP	GS	TACKLES					Yds	INTERCEPTIONS					FUMBLES		
				Tot	Solo	Asst	Sk			No	Yds	Lg	TD	PD	FF	FR	Yds
2010	Tennessee	1	0	0	0	0	0.0	0.0		0	0	0	0	0	0	0	0

### CAREER MILESTONES

NFL debut: vs. Hou., 12/19/10, with Titans.

### RAIDERS HEAD-COACHING DEBUTS

Coch	Date	Opponent	Site	Result	Coch	Date	Opponent	Site	Result
Eddie Ebelatz	9/17/1960	Houston Oilers	Kezar Stadium, San Francisco	L, 22-37	Mike White	9/3/1995	San Diego Chargers	Oakland-Alameda County Coliseum	W, 17-7
Marty Feldman	9/24/1961	Dallas Texans	Candlestick Park, San Francisco	L, 35-42	Joe Bugel	8/31/1997	Tennessee Oilers	Liberty Bowl, Memphis	L, 21-24 (OT)
Red Knight	10/20/1962	Buffalo Bills	War Memorial Stadium, Buffalo	L, 6-14	Jon Gruden	9/6/1998	Kansas City Chiefs	Arrowhead Stadium, Kansas City	L, 8-28
Al Davis	9/7/1963	Houston Oilers	Jeppesen Field, Houston	W, 24-13	Bill Callahan	9/8/2002	Seattle Seahawks	Network Associates Coliseum, Oakland	W, 31-17
John Rauch	9/2/1966	Miami Dolphins	Orange Bowl, Miami	W, 23-14	Norv Turner	9/12/2004	Pittsburgh Steelers	Heinz Field, Pittsburgh	L, 21-24
John Madden	9/14/1969	Houston Oilers	Oakland-Alameda County Coliseum	W, 21-17	Lane Kiffin	9/9/2007	Detroit Lions	McAfee Coliseum, Oakland	L, 21-36
Tom Flores	9/2/1979	Los Angeles Rams	Los Angeles Memorial Coliseum	W, 24-17	Tom Cable	10/12/2008	New Orleans Saints	Louisiana Superdome, New Orleans	L, 3-34
Mike Shanahan	9/4/1988	San Diego Chargers	Los Angeles Memorial Coliseum	W, 14-7	Hue Jackson	9/12/2011	Denver Broncos	Sports Authority Field, Denver	W, 23-20
Art Shell	10/9/1989	New York Jets	Giants Stadium, The Meadowlands	W, 14-7					

NOTE: Shell in his return as head coach lost, 27-0, vs. San Diego, 9/11/06





## JACOBY FORD

12

**WIDE RECEIVER/  
KICK RETURNER**  
**HEIGHT: 5-9**  
**WEIGHT: 190**

**NFL SEASON: 3**  
**RAIDERS SEASON: 3**  
**COLLEGE: CLEMSON**  
**BORN: 7/27/87**  
**ACQUIRED: D4b-10**

Selected by Oakland Raiders as second of two fourth-round choices (108th overall) in 2010 NFL Draft, April 24, 2010...Signed first contract, July 19, 2010.

**CAREER:** Explosive talent was slowed by injuries in second pro season...Already owns Raiders franchise records with four career kickoff-return touchdowns and three in one season (2010)...According to Elias Sports Bureau, his four kick-return TDs are tied for the most ever through a player's first two NFL seasons (Andre Coleman, Devin Hester, Darrick Vaughn and Travis Williams); he needs two more in 2012 to match Gale Sayers' NFL record for a player's first three years, six...Has played in 24 games with 12 starts over two NFL seasons...Owns 44 receptions for 749 yards and three TD catches...Also has averaged 25.3 yards on 64 kickoff returns.

**2011:** Played in just eight games with three starts due to injuries...Totaled 19 receptions for 279 yards and one touchdown...Returned 11 kickoffs for 341 yards (31.0 avg.) and one touchdown...(10/2) vs. NE: Had a season-long 30-yard rush...(10/16) vs. CLE: Part of a strong special-teams effort in first Raiders home game after the passing of owner Al Davis...Garnered AFC Special Teams Player of the Week honors after returning a kickoff 101 yards for a touchdown, third-longest in franchise history; extended team's career record with his fourth kick-return TD...(11/6) vs. DEN:

Posted first 100-yard receiving game of season, hauling in five passes for 105 yards and one touchdown...Score came on an 18-yard pass from Carson Palmer...(11/10) at SD: Had a season-long 41-yard reception to help set up a Raiders touchdown...Injured his foot on play and inactive for the following six games...(1/1/12) vs. SD: Returned to action following injury...Had two catches for 19 yards.

**2010:** Saw action in 16 games and started the final nine at WR...Received AFC Special Teams Player of the Week honors twice and voted NFL Pepsi Rookie of the Week once...Named the November AFC Special Teams Player

of the Month...Returned 53 kickoffs for 1,280 yards (24.2 avg.) and three touchdowns...His three scores on kick returns established both the Raiders' single-season and career records... Had 25 receptions for 470 yards and two touchdowns...Averaged a team-high 18.8 yards per reception...Also rushed 10 times for 155 yards (15.5 avg.) and two touchdowns...(9/12) at TEN: Made NFL debut, seeing action at WR and on special teams...Had first career rushing attempt, for 8 yards...(10/24) at DEN: Caught a 9-yard pass from Jason Campbell for his initial NFL reception...(10/31) vs. SEA: Made first career start, at WR...(11/7) vs. KC: Named AFC Special Teams Player of the Week and Pepsi Rookie of the Week for his

performance in Raiders overtime win...Returned second-half kickoff 94 yards for a touchdown...Racked up 306 all-purpose yards...Totaled 156 yards on four kickoff returns (39.5 avg.)...Added six receptions for 148 yards...Became just the second player in NFL history to record 140 receiving yards and 150 return yards in a single game, joining Pittsburgh's Gary Ballman (1963)...Two of his receptions set up key field goals, including a 29-yard catch to set up the game-tying field goal with seven seconds remaining in regulation, and a 47-yard reception to set up the game-winning field goal in over-

time...(11/28) vs. MIA: Returned game-opening kickoff 101 yards for a touchdown, the third-longest return in Raiders history...Posted second 100-yard receiving game, with 108 yards on four catches, including a touchdown...Scored on a 44-yard pass from Bruce Gradkowski, his first career receiving touchdown...Totaled seven kickoff returns for a career-high 208 yards (29.7 avg.)...(12/5) at SD: Caught a 4-yard touchdown pass from Campbell...(12/19) vs. DEN: Scored on a 71-yard reverse, his first career rushing touchdown...(12/26) vs. IND: Earned AFC Special Teams Player of the Week honors after returning opening kickoff 99 yards for a touchdown...Returned five kickoffs for 188 yards (37.6 avg.)...

## AT A GLANCE

- First name is pronounced juh-KOBE-ee.
- As a 2010 rookie, broke both the franchise's single-season and career records with three kickoff-return touchdowns.
- Since has added a fourth KR touchdown to match the NFL record shared by Andre Coleman, Devin Hester, Darrick Vaughn and Travis Williams for TDs on kickoffs over a player's first two NFL campaigns. Gale Sayers (1965-67) holds the league mark for TDs in a player's first three years, six.
- Ran a 4.28-second 40-yard dash at the 2010 scouting combine, and a 4.126 at the Fork Union (Va.) College Coaches Combine in 2005.
- At Clemson, won the NCAA indoor championship in the 60 meters.
- Brother, Davy, played football at Florida State.



(1/2/11) at KC: Had two carries for 22 yards, including a 10-yard touchdown run.

**COLLEGE:** Played in 48 games with 27 starts at Clemson, catching 143 passes for 1,986 yards and 16 touchdowns...Rushed for 494 yards (8.5 avg.) and two scores...Had 49 punt returns for 479 yards (9.8 avg.) and two touchdowns...Gained 1,124 yards with a TD on 47 kickoff returns (23.9 avg.)...Averaged 85.1 all-purpose yards and 13.8 yards for each of his 297 touches, finishing with 4,083 yards...Combined with tailback C.J. Spiller to form the most productive duo in NCAA history, accounting for 11,671 all-purpose yards during four years together at Clemson...His 143 receptions ranks sixth in school history, his 1,986 receiving yards are eighth, and his 16 touchdown catches are tied for fourth...Registered Tigers' sixth-best career total with 4,083 all-purpose yards; 1,124 kick return yards also rank sixth in school lore...His 92-yard punt return vs. Florida Atlantic in 2006 was the second-longest by a Clemson player... Third-team All-American as an all-purpose back as a senior...Added second-team All-ACC honors (media)... Started at flanker, leading the team with a career-high 56 receptions for 779 yards (13.9 avg.), with six touchdowns; 15 of his catches gained at least 20 yards...Rushed 18 times for 122 yards (6.8 avg.) with a pair of touchdowns...Completed both of his pass attempts, for 55 yards, including a touchdown...Returned 10 punts for 143 yards (14.3) and a touchdown, adding 174 yards on nine kickoff returns (19.3)...Started eight games at flanker as a junior, with 55 receptions for 710 yards (12.9 avg.) and four touchdowns...Also generated 96 yards on 18 carries...Returned 12 punts for 62 yards (5.2 avg.) and 17 kickoffs for 313 yards (18.4 avg.), compiling 1,181 all-purpose yards...As a sophomore, appeared in the team's first eight games with five starts...Finished with 310 yards and four touchdowns on 17 receptions...Totaled 172 yards on 14 carries (12.3 avg.), with four attempts generating at least 20 yards...Picked up 108 yards on 12 punt returns (9.0 avg.) and 211 yards on eight kickoff returns (26.4)...

Second-team Freshman All-America selection as a returner by Rivals.com and Scout.com, adding honorable-mention honors from The Sporting News...Named Clemson's Special Teams Player of the Year...Returned 13 kickoffs for 426 yards (32.8 avg.) and a touchdown...Added 166 yards and a score on 15 punt returns (11.1 avg.)...Had 15 receptions for 187 yards (12.5 avg.) and two touchdowns...One of just three players in Tigers history to score career TDs on both punt and kickoff returns...A two-sport athlete, also lettered in track, and was Clemson's nominee for ACC Athlete of the Year... Won the NCAA championship in the indoor 60 meters, while piling up five All-America certificates...Had a streak of 18 consecutive wins, combined in the 60 and 100 meters...Left Clemson with school records in both events...Sociology major.

**PERSONAL:** Attended Cardinal Newman High School in Royal Palm Beach, Fla. ...Earned second-team all-state honors during each of his two football seasons at CNHS...Earned MVP honors at the Palm Beach County All-Star Game...Caught 22 passes for 560 yards as a senior, with 10 TD...In track, was the 2005 Florida state champion in both the 100 meters (10.32 seconds) and 200 (21.25) as a senior, his only year with the school's track and field squad...Attended Fork Union (Va.) Military Academy in 2005 and played football...At the Fork Union College Coaches Combine, clocked an incredible 4.126 in the 40-yard dash, the fastest time of any player in a program that had produced 87 NFL players and two Heisman Trophy winners...Rated the 17th-best prep school player in the country by Rivals.com and the 36th-best wide receiver by Scout.com...Returned seven kicks for scores (four punts, three kickoffs) and had 57 catches for 1,254 yards and nine touchdowns...Also rushed 12 times for 306 yards and three scores...Brother, Davy, played football at Florida State...Served as a celebrity judge for 95.7 The Game's Lucky Break contest in March of 2012...During December 2011, volunteered his time with Toys For Tots at the Raider Image in Hayward, Calif.

## JACOBY FORD'S NFL STATISTICS

Year	Team	GP	GS	RECEIVING						RUSHING					
				No	Yds	Avg	Lg	TD		Att	Yds	Avg	Lg	TD	
2010	Oakland	16	9	25	470	18.8	52	2		10	155	15.5	71	2	
2011	Oakland	8	3	19	278	14.7	41	1		4	31	7.8	30	0	
NFL totals (two years)		24	12	44	748	17.0	52	3		14	186	13.3	71	2	

### KICKOFF RETURNS

Year	Team	No	Yds	Avg	Lg	TD
2010	Oakland	53	1,280	24.2	101	*3
2011	Oakland	11	341	31.0	101	1
NFL totals (two years)		64	1,621	25.3	101	4

\*-led league

ADDITIONAL STATISTICS: Miscellaneous tackles - 3 in 2010, 4 in 2011; NFL totals: 8; Miscellaneous fumble recoveries: 1 in 2010. Fumbles lost - 3-1 in 2010, 3-1 in 2011; NFL totals: 6-2.

## 2010, OAKLAND

Date	Opp	GP	GS	No	Yds	Avg	Lg	TD
09/12	at Ten-L	1	0	0	0	-	-	0
09/19	Stl-W	1	0	0	0	-	-	0
09/26	at Ari-L	1	0	0	0	-	-	0
10/03	Hou-L	1	0	0	0	-	-	0
10/10	SD-W	1	0	0	0	-	-	0
10/17	at SF-L	1	0	0	0	-	-	0
10/24	at Den-W	1	0	2	15	7.5	9	0
10/31	Sea-W	1	1	2	22	11.0	13	0
11/7	KC-W	1	1	6	140	24.7	47	0
11/21	at Pit-L	1	1	2	27	13.5	16	0
11/28	Mia-L	1	1	4	108	27.0	52	1
12/05	at SD-W	1	1	1	4	4.0	4	0
12/12	at Jac-L	1	1	2	43	21.5	27	0
12/19	Den-L	1	1	3	47	15.7	25	0
12/26	Ind-L	1	1	2	21	10.5	17	0
01/02	at KC-W	1	1	1	35	35.0	35	0
10 TOTALS		16	9	25	470	18.8	52	2

## 2011, OAKLAND

Date	Opp	GP	GS	No	Yds	Avg	Lg	TD
09/12	at Den-W	1	1	3	22	7.3	12	0
09/18	at Buf-L	(inactive - hamstring)						
09/25	NYJ-W	(inactive - hamstring)						
10/02	NE-L	1	0	0	0	-	-	0
10/09	at Hou-W	1	0	3	36	12.0	22	0
10/16	Cle-W	1	0	3	43	14.3	27	0
10/23	KC-L	1	0	2	13	6.5	10	0
11/06	Den-L	1	1	5	105	21.0	34	1
11/10	at SD-W	1	1	1	41	41.0	41	0
11/20	at Min-W	(inactive - foot)						
11/27	Chi-W	(inactive - foot)						
12/04	Mia (inactive - foot)							
12/11	at GB-L	(inactive - foot)						
12/18	Det-L	(inactive - foot)						
12/24	at KC-W	(inactive - foot)						
01/01	SD-L	1	0	2	19	9.5	12	0
11 TOTALS		8	3	19	279	14.7	41	1

## SINGLE-GAME HIGHS AND CAREER MILESTONES

**RECEIVING:** Receptions - 6, vs. KC, 11/7/10. Yards - 140, vs. KC, 11/7/10. Long - 52, vs. Mia, 11/28/10. Touchdowns - 1, three times; last: vs. Den, 11/6/11.

**RUSHING:** Attempts - 2, twice; last: at KC, 1/2/11. Yards - 71, vs. Den, 12/19/10. Long - 71, vs. Den, 12/19/10. Touchdowns - 1, twice; last: at KC, 1/2/11.

**KICKOFF RETURNS:** Returns - 7, vs. Mia, 11/28/10. Yards - 208, vs. Mia, 11/28/10. Long - 101, twice; last: vs. Cle, 10/16/11. Touchdowns - 1, four times; last: vs. Cle, 10/16/11.

**NFL debut:** at Ten, 9/12/10. **First NFL start:** vs. Sea, 10/31/10. **First NFL reception:** at Den, 10/24/10 (9 yards, J. Campbell). **First NFL touchdown:** vs. KC, 11/7/10 (94-yard kickoff return). **First NFL receiving TD:** vs. Mia, 11/28/10 (44 yards, B. Gradowski).



## MATT GIORDANO



**SAFETY**  
**HEIGHT: 5-11**  
**WEIGHT: 204**

**NFL SEASON: 8**  
**RAIDERS SEASON: 2**  
**COLLEGE: CALIFORNIA**  
**BORN: 10/16/82**  
**ACQUIRED: FA-11**

27

Selected by Indianapolis Colts in fourth round (135th overall) of 2005 NFL Draft, April 24, 2005... Signed first contract, July 25, 2005... Re-signed by Colts as restricted free agent, April 9, 2008... Re-signed by Colts as unrestricted free agent, April 17, 2009... Terminated by Colts, Sept. 6, 2009... Signed by Green Bay Packers as free agent, Sept. 23, 2009... Terminated by Packers, March 5, 2010... Signed by Atlanta Falcons as free agent, March 16, 2010... Terminated by Falcons, Aug. 31, 2010... Signed by New Orleans Saints as free agent, Oct. 12, 2010... Signed by Oakland Raiders as unrestricted free agent, Aug. 15, 2011... Terminated by Raiders, Sept. 3, 2011... Re-signed by Raiders as free agent, Sept. 6, 2011... Re-signed by Raiders as unrestricted free agent, April 17, 2012.

**CAREER:** Veteran safety joined Raiders in training camp last season and excelled in the secondary... Has played in 84 career games over seven NFL seasons with Indianapolis, Green Bay, New Orleans and Oakland... Career totals include 155 tackles (124 solo), one sack, 12 passes defended and eight interceptions.

**2011:** Played in 15 games with nine starts, leading team with five interceptions...

Established career highs in tackles (70), sacks (one), passes defended (five) and interceptions (five), in addition to interceptions-return yards (130), which ranked fifth in the NFL... (9/12) at DEN: Made Raiders debut on Monday Night Football and picked off Kyle Orton prior to halftime, setting up Sebastian Janikowski's NFL-record-tying 63-yard field goal... Also forced a fourth-quarter Willis McGahee fumble with Denver driving in an eventual 23-20 Oakland win... (9/18) at BUF: Made first start with Silver and Black... (10/16) vs. CLE: Posted first career sack, getting to QB Colt McCoy on the Browns' opening possession for a 10-yard loss, forcing a punt that set up an Oakland TD drive... (11/10) at SD: Picked off a fourth-quarter pass by Philip Rivers in the end zone and returned it 26 yards, preserving a Raiders lead in a 24-17 victory... (11/20) at MIN: Intercepted a pass for the second straight game... Picked off Christian Ponder at the 5-yard line and returned it 42 yards to set up a Raiders touchdown... (12/24) at KC:

Established a career high with 10 tackles (nine solo) in a critical 16-13 overtime win that preserved the Raiders' playoff hopes... Again intercepted Orton, this time with another team, and returned the second-quarter pass 62 yards to halt a potential score with the game knotted, 3-3... Also recovered a blocked field goal as time expired in the first half and advanced the ball 19 yards... (1/1/12) vs. SD: Recorded his fifth interception of the season, picking off a Rivers pass at the 5-yard line on the game's opening drive, setting up a Raiders touchdown.

## AT A GLANCE

- Last name is pronounced gee-or-DAH-oh.
- Has played in 84 career games over seven NFL seasons with four teams, totaling 155 tackles (124 solo), one sack, 12 passes defended and eight interceptions.
- Led team in 2011 with five interceptions, and ranked fifth in the NFL with 130 interception return yards.
- At Cal, posted 111 career tackles (73 solo), four for loss, one sack, two forced fumbles, one fumble recovery, six passes defended and two interceptions
- One of three current Raiders that have won a Super Bowl, having helped the Colts knock off the Bears to conclude his second NFL season, has played in seven overall postseason contests.
- Great-grandfather, Ralph Giordano (a.k.a. Young Corbett III), held the world welterweight boxing title in 1933.

**2010:** In training camp with the Atlanta Falcons... Waived on 8/31... Signed by New Orleans on 10/12... Played in nine games for the Saints and future Raiders head coach Dennis Allen... Totaled three tackles (two solo)... (10/17) at TB: Made Saints debut, on special teams... Fielded a surprise Buccaneers outside kick attempt... Postseason: (11/8/11) at SEA: Inactive for NFC Wild Card game.

**2009:** In training camp with Indianapolis... Waived on 9/6... Signed by Green Bay on 9/23...

Played in five games, posting two solo tackles... (9/27) at STL: Recorded a solo tackle in Packers debut... Postseason: (1/10/10) at ARI: Recorded one solo tackle in NFC Wild Card game.

**2008:** Saw action in 16 games with one start in final season with Colts... Recorded 23 tackles (19) and one pass defended... (12/28) vs. TEN: Started at safety and





recorded three tackles (two solo)...Postseason: (1/3/09) at SD: Saw action on special teams in AFC Wild Card game.

**2007:** Played in 12 games with four starts...Recorded 20 tackles (15 solo) and four passes defended...Registered two interceptions and one touchdown...(9/6) vs. NO: Picked off a Drew Brees pass in the fourth quarter and returned it 83 yards for a touchdown, the exclamation point in a 41-10 win that kicked off the NFL season...(12/16) at OAK: Started at safety and posted a season-high four tackles (three solo)...(12/23) vs. HOU: Intercepted Sage Rosenfels in the third quarter to set up a Colts TD...(12/30) vs. TEN: Started at safety and posted three tackles (two solo)...Postseason: (1/13/08) vs. SD: Saw action in AFC Divisional game.

**2006:** Played in 12 games with one start, helping Colts to victory in Super Bowl XLI...Had 25 tackles (20 solo) and one interception...(12/10) at JAC: Recorded nine tackles (eight solo) and first career interception, picking off David Garrard in the end zone early in the second quarter, just before the Colts engineered an 80-yard TD drive to take a 10-7 lead...(12/18) vs. CIN: Made first career start...Had five tackles and a pass defended...Postseason: (1/6/07) vs. KC: Recorded one tackle in AFC Wild Card game...(1/13/07) at BAL: Posted a solo tackle in AFC Divisional playoff...(1/21/07) vs. NE: Posted four tackles (one solo) in AFC Championship...Super Bowl XLI (2/4/07) vs. CHI: Credited with a pass defended.

**2005:** Saw action in 15 games as a rookie...Totaled 12 tackles (10 solo) and one pass defended...(9/11) at BAL: Made NFL debut...(9/18) vs. JAC: Recorded first

career tackle...(12/4) vs. TEN: Posted three solo tackles...(1/1/06) vs. ARI: Posted three solo stops and one pass defended.

**COLLEGE:** Played two years at Cal after transferring from Fresno City College...Started 14 of 25 games at safety...Posted 111 career tackles (73 solo), four tackles for a loss, one sack, two forced fumbles, one fumble recovery, six passes defended and two interceptions...Started 10 of 12 games as senior...An honorable-mention All-America selection (NFL Draft Report, Pro Football Weekly) and first-team All-Pac-10 honoree...In 2004, totaled 61 stops (41), 1½ tackles for loss, one sack, two forced fumbles, six passes defended and one interception...Had five tackles and two passes defended in Holiday Bowl against Texas Tech...Started four of 13 games as junior...Had 50 tackles (32), 2½ stops for loss, one fumble recovery and one interception...Had 12 stops in D-I debut, against Kansas State...Intercepted Matt Leinart against USC...A two-time all-conference choice at Fresno City College...Voted Defensive MVP in Northern California championship game...Earned all-state honors as a freshman strong safety...American studies major.

**PERSONAL:** Attended Buchanan High School in Clovis, Calif. ...Set school records for longest punt return, most blocked kicks and most single-game interceptions...A two-time first-team all-conference performer, named Defensive Player of the Year by the Clovis Exchange Club, and BHS's MVP in both football and track...Also crowned individual league champion in the 400 meters in 1999...Great-grandfather, Ralph Giordano, was world welterweight boxing champion in 1939.

## MATT GIORDANO'S NFL STATISTICS

Year	Team	GP	GS	TACKLES					Yds	INTERCEPTIONS					FUMBLES		
				Tot	Solo	Asst	Sk	Yds		No	Yds	Lg	TD	PD	FF	FR	Yds
2005	Indianapolis	15	0	6	4	2	0.0	0.0	0	0	0	0	0	2	0	0	0
2006	Indianapolis	12	1	25	20	5	0.0	0.0	1	0	0	0	0	2	0	0	0
2007	Indianapolis	12	4	20	15	5	0.0	0.0	2	88	83	1	4	4	0	0	0
2008	Indianapolis	16	1	23	19	4	0.0	0.0	0	0	0	0	0	0	0	0	0
2009	Green Bay	5	0	1	1	0	0.0	0.0	0	0	0	0	0	0	0	0	0
2010	New Orleans	9	0	1	0	1	0.0	0.0	0	0	0	0	0	0	0	0	0
2011	Oakland	16	9	70	56	14	1.0	10.0	5	130	62	0	5	5	1	0	0
NFL totals (seven years)		85	15	146	115	31	1.0	10.0	8	219	83	1	13	1	1	0	0

### PLAYOFFS

Year	Team	GP	GS	TACKLES					Yds	INTERCEPTIONS					FUMBLES		
				Tot	Solo	Asst	Sk	Yds		No	Yds	Lg	TD	PD	FF	FR	Yds
2006	Indianapolis	4	0	0	0	0	0.0	0.0	0	0	0	0	0	1	0	0	0
2007	Indianapolis	1	0	0	0	0	0.0	0.0	0	0	0	0	0	0	0	0	0
2008	Indianapolis	1	0	0	0	0	0.0	0.0	0	0	0	0	0	0	0	0	0
2009	Green Bay	1	0	1	0	1	0.0	0.0	0	0	0	0	0	0	0	0	0
Postseason		7	0	1	0	1	0.0	0.0	0	0	0	0	0	1	0	0	0

ADDITIONAL STATISTICS: Career interceptions - Kyle Orton (2), Philip Rivers (2), Drew Brees, David Garrard, Christian Ponder, Sage Rosenfels. Special-teams tackles - 8 in 2005, 9 in 2006, 4 in 2007, 13 in 2008, 4 in 2009, 6 in 2010; NFL totals: 43. Special-teams fumble recoveries: 1 in 2011. Recovered onside kick vs. TB, 10/17/10.

## SINGLE-GAME HIGHS AND CAREER MILESTONES

TACKLES: Total - 10, at KC, 12/24/11. Solo - 9, at KC, 12/24/11. INTERCEPTIONS: 1, eight times; last vs. SD, 1/1/12. PASSES DEFENDED: 1, 15 times; last vs. SD, 1/1/12. SACKS: 1, vs. Cle, 10/16/11.

NFL debut: at Bal, 9/11/05, with Colts. First NFL start: vs. Cin, 12/18/06, with Colts. First NFL interception: at Jac, 12/10/06 (D.Garrard), with Colts. First NFL sack: vs. Cle, 10/16/11 (C.McCoy). Touchdowns (1): vs. New Orleans, 9/6/07, 83-yard INT return (D.Brees), with Colts.



# MATT GIORDANO

## 2005, INDIANAPOLIS

Date	Opp	GP	GS	Tot	So	As	Sk	Yd	Int	Yd	Lg	TD	PD	FF	FR
09/11	at Bal-W	1	0	0	0	0	0.0	0.0	0	0	0	0	0	0	0
09/18	Jac-W	1	0	0	0	0	0.0	0.0	0	0	0	0	0	0	0
09/25	Cle-W	1	0	0	0	0	0.0	0.0	0	0	0	0	0	0	0
10/02	at Ten-W	1	0	0	0	0	0.0	0.0	0	0	0	0	0	0	0
10/09	at SF-W	1	0	0	0	0	0.0	0.0	0	0	0	0	0	0	0
10/17	SD-W	1	0	0	0	0	0.0	0.0	0	0	0	0	0	0	0
10/23	at Hou-W	1	0	0	0	0	0.0	0.0	0	0	0	0	0	0	0
11/07	at NE-W (inactive)														
11/13	Hou-W	1	0	0	0	0	0.0	0.0	0	0	0	0	0	0	0
11/20	at Cin-W	1	0	0	0	0	0.0	0.0	0	0	0	0	0	0	0
11/28	Pit-W	1	0	0	0	0	0.0	0.0	0	0	0	0	0	0	0
12/04	Ten-W	1	0	1	1	0	0.0	0.0	0	0	0	0	0	0	0
12/11	at Jac-W	1	0	0	0	0	0.0	0.0	0	0	0	0	0	0	0
12/18	SD-L	1	0	0	0	0	0.0	0.0	0	0	0	0	0	0	0
12/24	at Sea-L	1	0	1	1	0	0.0	0.0	0	0	0	0	0	0	0
01/01	Ari-W	1	0	4	2	2	0.0	0.0	0	0	0	0	2	0	0
05 TOTALS		15	0	6	4	2	0.0	0.0	0	0	0	0	2	0	0
01/15	Pit-L <sup>1</sup> (inactive)														

<sup>1</sup>AFC Divisional playoff

## 2006, INDIANAPOLIS

Date	Opp	GP	GS	Tot	So	As	Sk	Yd	Int	Yd	Lg	TD	PD	FF	FR
09/10	at NYG-W	1	0	0	0	0	0.0	0.0	0	0	0	0	0	0	0
09/17	Jac-W	1	0	2	1	1	0.0	0.0	0	0	0	0	0	0	0
09/24	Hou-W	1	0	0	0	0	0.0	0.0	0	0	0	0	0	0	0
10/01	at NYJ-W	1	0	1	1	0	0.0	0.0	0	0	0	0	0	0	0
10/08	Ten-W	1	0	1	1	0	0.0	0.0	0	0	0	0	0	0	0
10/22	Was-W	1	0	2	2	0	0.0	0.0	0	0	0	0	0	0	0
10/29	at Den-W	1	0	2	2	0	0.0	0.0	0	0	0	0	0	0	0
11/05	at NE-W (inactive)														
11/12	Buf-W (inactive)														
11/19	at Bal-L (inactive)														
11/26	Pit-W (inactive)														
12/03	at Ten-L	1	0	1	1	0	0.0	0.0	0	0	0	0	0	0	0
12/10	at Jac-L	1	0	9	8	1	0.0	0.0	1	0	0	0	1	0	0
12/18	Cin-W	1	1	5	3	2	0.0	0.0	0	0	0	0	1	0	0
12/24	at Hou-L	1	0	1	1	0	0.0	0.0	0	0	0	0	0	0	0
12/31	Mia-W	1	0	1	0	1	0.0	0.0	0	0	0	0	0	0	0
06 TOTALS		12	1	25	20	5	0.0	0.0	1	0	0	0	2	0	0
01/06	KC-W <sup>2</sup>	1	0	0	0	0	0.0	0.0	0	0	0	0	0	0	0
01/13	at Bal-W <sup>2</sup>	1	0	0	0	0	0.0	0.0	0	0	0	0	0	0	0
01/21	NE-W <sup>2</sup>	1	0	0	0	0	0.0	0.0	0	0	0	0	0	0	0
02/04	vs. Chi-W <sup>4</sup>	1	0	0	0	0	0.0	0.0	0	0	0	0	1	0	0

<sup>1</sup>AFC Wild Card playoff; <sup>2</sup>AFC Divisional playoff; <sup>3</sup>AFC Championship; <sup>4</sup>Super Bowl XLI, Miami

## 2007, INDIANAPOLIS

Date	Opp	GP	GS	Tot	So	As	Sk	Yd	Int	Yd	Lg	TD	PD	FF	FR
09/06	NO-W	1	0	2	2	0	0.0	0.0	1	83	83	1	1	0	0
09/16	at Ten-W	1	0	0	0	0	0.0	0.0	0	0	0	0	0	0	0
09/23	at Hou-W	1	0	3	3	0	0.0	0.0	0	0	0	0	0	0	0
09/30	Den-W	1	0	2	1	1	0.0	0.0	0	0	0	0	1	0	0
10/07	TB-W	1	1	3	2	1	0.0	0.0	0	0	0	0	0	0	0
10/22	at Jac-W	1	0	0	0	0	0.0	0.0	0	0	0	0	0	0	0
10/28	at Car-W (inactive)														
11/04	NE-L	1	0	0	0	0	0.0	0.0	0	0	0	0	0	0	0
11/11	at SD-L (inactive)														
11/18	KC-W (inactive)														
11/22	at ARI-W (inactive)														
12/02	Jac-W	1	0	0	0	0	0.0	0.0	0	0	0	0	0	0	0
12/09	at Bal-W	1	1	1	0	1	0.0	0.0	0	0	0	0	0	0	0
12/16	at Oak-W	1	1	4	3	1	0.0	0.0	0	0	0	0	1	0	0
12/23	Ten-W	1	1	2	2	0	0.0	0.0	1	6	6	0	1	0	0
12/30	Hou-L	1	1	3	2	1	0.0	0.0	0	0	0	0	0	0	0
07 TOTALS		12	4	20	15	5	0.0	0.0	2	89	83	1	4	0	0
01/13	SD-L <sup>1</sup>	1	0	0	0	0	0.0	0.0	0	0	0	0	0	0	0

<sup>1</sup>AFC Divisional playoff

## 2008, INDIANAPOLIS

Date	Opp	GP	GS	Tot	So	As	Sk	Yd	Int	Yd	Lg	TD	PD	FF	FR
09/07	Chi-L	1	0	0	0	0	0.0	0.0	0	0	0	0	0	0	0
09/14	at Min-W	1	0	1	0	1	0.0	0.0	0	0	0	0	0	0	0
09/21	Jac-L	1	0	4	4	0	0.0	0.0	0	0	0	0	0	0	0
10/05	at Hou-W	1	0	0	0	0	0.0	0.0	0	0	0	0	0	0	0
10/12	at Bal-W	1	0	1	1	0	0.0	0.0	0	0	0	0	0	0	0
10/19	at GB-L	1	0	1	1	0	0.0	0.0	0	0	0	0	0	0	0
10/27	at Ten-L	1	0	2	1	1	0.0	0.0	0	0	0	0	0	0	0
11/02	NE-W	1	0	1	1	0	0.0	0.0	0	0	0	0	0	0	0
11/09	at Pit-W	1	0	2	2	0	0.0	0.0	0	0	0	0	0	0	0
11/16	Hou-W	1	0	3	2	1	0.0	0.0	0	0	0	0	0	0	0
11/23	at SD-W	1	0	3	3	0	0.0	0.0	0	0	0	0	0	0	0
11/30	Ten-W	1	0	0	0	0	0.0	0.0	0	0	0	0	0	0	0
12/07	Cin-W	1	0	1	1	0	0.0	0.0	0	0	0	0	0	0	0
12/14	Det-W	1	0	0	0	0	0.0	0.0	0	0	0	0	1	0	0
12/18	at Jac-W	1	0	1	1	0	0.0	0.0	0	0	0	0	0	0	0
12/28	Ten-W	1	1	3	2	1	0.0	0.0	0	0	0	0	0	0	0
08 TOTALS		16	1	23	19	4	0.0	0.0	0	0	0	0	1	0	0
01/03	at SD-L <sup>1</sup>	1	0	0	0	0	0.0	0.0	0	0	0	0	0	0	0

<sup>1</sup>AFC Wild Card playoff

## 2009, GREEN BAY

Date	Opp	GP	GS	Tot	So	As	Sk	Yd	Int	Yd	Lg	TD	PD	FF	FR
09/27	at StL-W	1	0	0	0	0	0.0	0.0	0	0	0	0	0	0	0
10/05	at Min-L	1	0	0	0	0	0.0	0.0	0	0	0	0	0	0	0
10/18	Det-W (inactive)														
10/25	at Cle-W (inactive)														
11/01	Min-L (inactive)														
11/08	at TB-L	1	0	0	0	0	0.0	0.0	0	0	0	0	0	0	0
11/15	at Bal-W	1	0	0	0	0	0.0	0.0	0	0	0	0	0	0	0
11/22	SF-W (inactive)														
11/26	at Det-W (inactive)														
12/07	at Bal-W (inactive)														
12/13	at Chi-W (inactive)														
12/20	at Pit-L (inactive)														
12/27	Sea-W (inactive)														
01/03	at Ari-W	1	0	1	1	0	0.0	0.0	0	0	0	0	0	0	0
09 TOTALS		5	0	1	1	0	0.0	0.0	0	0	0	0	0	0	0
01/10	at Ari-L <sup>1</sup>	1	0	1	1	0	0.0	0.0	0	0	0	0	0	0	0

<sup>1</sup>NFC Wild Card playoff

## 2010, NEW ORLEANS

Date	Opp	GP	GS	Tot	So	As	Sk	Yd	Int	Yd	Lg	TD	PD	FF	FR
10/17	at TB-W	1	0	0	0	0	0.0	0.0	0	0	0	0	0	0	0
10/24	Cle-L	1	0	0	0	0	0.0	0.0	0	0	0	0	0	0	0
10/31	Pit-W	1	0	0	0	0	0.0	0.0	0	0	0	0	0	0	0
11/07	at Car-W	1	0	0	0	0	0.0	0.0	0	0	0	0	0	0	0
11/21	Sea-W	1	0	0	0	0	0.0	0.0	0	0	0	0	0	0	0
11/25	at Bal-W (inactive)														
12/05	at Cin-W (inactive)														
12/12	StL-W	1	0	0	0	0	0.0	0.0	0	0	0	0	0	0	0
12/19	at Bal-L	1	0	0	0	0	0.0	0.0	0	0	0	0	0	0	0
12/27	at Ari-W	1	0	0	0	0	0.0	0.0	0	0	0	0	0	0	0
01/02	TB-L	1	0	1	0	1	0.0	0.0	0	0	0	0	0	0	0
10 TOTALS		9	0	1	0	1	0.0	0.0	0	0	0	0	0	0	0
01/08	at Sea-L <sup>1</sup> (inactive)														

<sup>1</sup>NFC Wild Card playoff

50

**LINEBACKER**  
**HEIGHT: 6-2**  
**WEIGHT: 255**

**NFL SEASON: 3**  
**RAIDERS SEASON: 3**  
**COLLEGE: ARIZONA STATE**  
**BORN: 7/27/87**  
**ACQUIRED: D6-10**

Selected by Oakland Raiders in sixth round (190th overall) of 2010 NFL Draft, April 24, 2010...Signed first contract, July 15, 2010...Placed on reserve/injured (knee), Aug. 30, 2011.

**CAREER:** Young linebacker, slowed by injuries in first two NFL seasons...Saw action in eight games as a rookie in 2010.

**2011:** Suffered season-ending knee injury in training camp...Placed on injured reserve on 8/30.

**2010:** Saw action in eight games as a rookie...Inactive for first eight games of the season with back injury...Totalled four tackles on special teams...(11/7) vs. KC: Made NFL debut, seeing action on special teams.

**COLLEGE:** Played in 50 games with 41 starts in four seasons at Arizona State...Totalled 228 stops (143 solo), 19 tackles for loss, two sacks, nine passes defended and three interceptions...Started all 12 games at strong-side linebacker for the third straight season as a senior, when he had 57 tackles (40 solo), seven for loss, two passes defended, one interception and one fumble recovery...An honorable-mention All-Pac-10 selection, finished his ASU career by recording a career-high 10 tackles, with two passes defended, against Arizona...Started all 12 games at outside linebacker as a junior, when he had 71 tackles (39 solo) and recorded his first two interceptions, one for a touchdown...Also totaled 7½ tackles for loss...Posted a season-high nine tackles in a victory over Stanford...Returned an interception 38 yards for a touchdown in second quarter of a win over UCLA, as the Sun Devils tied an NCAA record with four defensive TDs...Started all 13 games as a sophomore, when he finished second on the team with 71 tackles (43 solo) and tied for the team lead with three forced fumbles...Also had 3½ tackles for loss, including one sack...In Holiday Bowl against Texas, led the team with a season-high nine tackles and forced a fumble...Played in all 13 games as a true freshman, starting four at outside linebacker...Earned Pac-10 All-Freshman honors, and honorable-mention Freshman All-America recognition from The Sporting News...

Recorded a sack in his first college game, vs. Northern Arizona.

**PERSONAL:** Attended Vista (Calif.) High School...Named first team all-state by Cal-Hi Sports...Played in the California-Florida All-Star Game...Named CIF San Diego Section Defensive Player of the Year...First-team Hall of Champions All-San Diego Section...As a junior, was selected first-team Breitbard All-CIF...As a senior, had 155 tackles, including 14 for loss and eight sacks, with five interceptions

(two for touchdowns), one forced fumble and one fumble recovery...Also played tight end...As a junior, helped the Panthers finish as the CIF San Diego Section Division I Co-Champions...Represented the Raiders at the Madden-Marriucci Battle in June 2012.

### AT A GLANCE

- Last name is pronounced GAITH-uhl.
- Limited by back and knee injuries to eight NFL games over his first two seasons.
- Started every game as an outside linebacker at Arizona State over his final three seasons.

### 2010, OAKLAND

Date	Opp	GP	GS	Tot	So	As	Sk	Yd	Int	Yd	Lg	TD	PD	FF	FR
09/12	at Ten-L	(inactive - back)													
09/19	StL-W	(inactive - back)													
09/26	at Ari-L	(inactive - back)													
10/03	Hou-L	(inactive - back)													
10/10	SD-W	(inactive - back)													
10/17	at SF-L	(inactive - back)													
10/24	at Den-W	(inactive - back)													
10/31	Sea-W	(inactive - back)													
11/07	KC-W	1	0	0	0	1	0.0	0.0	0	0	0	0	0	0	0
11/21	at Phi-L	1	0	3	2	1	0.0	0.0	0	0	0	0	0	0	0
11/28	Mia-L	1	0	1	0	0	0.0	0.0	0	0	0	0	0	0	0
12/05	at SD-W	1	0	1	1	1	0.0	0.0	0	0	0	0	0	0	0
12/12	at Jac-L	1	0	3	2	0	0.0	0.0	0	0	0	0	0	0	0
12/19	Den-W	1	0	1	1	0	0.0	0.0	0	0	0	0	0	0	0
12/26	Ind-L	1	0	0	0	0	0.0	0.0	0	0	0	0	0	0	0
01/02	at KC-W	1	0	0	0	0	0.0	0.0	0	0	0	0	0	0	0
10 TOTALS		8	0	9	6	3	0.0	0.0	0	0	0	0	0	0	0

### SINGLE-GAME HIGHS AND CAREER MILESTONES

**TACKLES:** Total - 9, twice; last at Jac., 12/12/10. Solo: 2, twice; last at Jac., 12/12/10.  
**NFL debut:** vs. KC, 11/7/10. Last NFL game: at KC, 1/2/11.

### TRAVIS GOETHEL'S NFL STATISTICS

Year	Team	TACKLES					INTERCEPTIONS					FUMBLES		
		GP	GS	Tot	Solo	Asst	No	Yds	Lg	TD	PD	FF	FR	Yds
2010	Oakland	8	0	9	6	3	0	0	0	0	0	0	0	0
2011	Oakland													





## MIKE GOODSON

25

**RUNNING BACK**  
**HEIGHT: 6-0**  
**WEIGHT: 210**

**NFL SEASON: 4**  
**RAIDERS SEASON: 1**  
**COLLEGE: TEXAS A&M**  
**BORN: 5/23/87**  
**ACQUIRED: T-12 (Car.)**

Selected after junior season by Carolina Panthers in fourth round (111th overall) of 2009 NFL Draft, April 26, 2009...Signed first contract, June 26, 2009...Traded by Panthers to Oakland Raiders for G Bruce Campbell, March 30, 2012.

**CAREER:** Versatile back with outstanding speed, played in 28 games with three starts over three seasons with the Panthers...Career totals include 125 carries for 501 yards and three touchdowns...Also has 43 career receptions for 329 yards.

**2011:** Saw limited action with the Panthers, battling illness and a hamstring injury...Played in season's first four games, primarily as a return man...Returned 11 kickoffs for 250 yards (22.7 avg.)...Had a long return of 31 yards...Inactive for five games, before ending the year on injured reserve (hamstring).

**2010:** Played in all 16 games with three starts...Rushed for 452 yards on 103 carries with a team-high three touchdowns...Recorded 47 kickoff returns for 1,034 yards with a long of 46... (11/14) at TB: Made first career start...Rushed for 100 yards on a career-high 23 carries... (11/21) vs. BAL: Set a career high with 120 rushing yards, on 22 attempts... Also had five receptions for 31 yards... (11/28) at CLE: Accounted for 136 yards from scrimmage...Totalled 55 rushing yards on 14 carries and scored his first career touchdown...Set a career high with eight receptions, for 81 yards, tying Carolina's single-game record for receptions by a running back... (12/5) at SEA: Had a 40-yard return on game's opening kickoff, setting up his own 6-yard touchdown run... (12/12) vs. ATL: Rushed for a 13-yard touchdown.

**2009:** Played in eight games as a rookie...Carried the ball 22 times for 49 yards, and recorded two receptions for 15 yards...Averaged 20.7 yards on 17 kickoff re-

turns... (9/13) vs. PHI: Made NFL debut... (1/3/10) vs. NO: Totalled 13 carries for 44 yards.

**COLLEGE:** Played at Texas A&M...Saw action in 36 games with 14 starts...Rushed for 1,964 yards on 374 carries with 13 touchdowns...Also recorded 90 receptions for 860 yards and seven touchdowns...As a junior in final college season, totaled 406 yards on 94 rushing attempts with five touchdowns...Had an 80-yard touchdown run against Oklahoma State...As a sophomore, rushed for 711 yards and four touchdowns on 153 carries...Finished second on team with 36 receptions for 361 yards and four touchdowns...An honorable-mention All-Big 12

selection as a freshman, rushed for 847 yards on 127 attempts with four touchdowns...Also recorded 17 catches for 113 yards...Majored in agriculture and life sciences.

**PERSONAL:** Attended Klein Collins High School in Spring, Texas...Finalist for the 2005 Houston Touchdown Club's Offensive Player

of the Year...Played in the U.S. Army All-American Game...Rushed for 973 yards on only 99 carries as a senior...Named first-team All-District 14-5A and honorable-mention all-state...Ran for 1,152 yards on 101 carries and 14 touchdowns as a junior...Also returned two punts (65 and 57 yards) and two kickoffs (96 and 86 yards) for touchdowns...Accounted for more than 1,800 yards of total offense...As a junior running back and return man, earned both all-district and all-state honors in each role...Made an appearance at the Boys and Girls Club of Oakland in May 2012.

## AT A GLANCE

- Obtained in a player-for-player trade from Carolina, the first deal consummated by Raiders GM Reggie McKenzie, in March.
- Career totals include 125 carries for 501 yards and three touchdowns, with 43 receptions for 329 yards.
- In 2010, returned 11 kickoffs for 250 yards, averaging 22.7 yards. As a rookie, averaged 20.7 yards on 17 kickoff returns.

## ROOKIES VS. FIRST-YEAR PLAYERS

Rookies are players in their first year of pro football who have not been on another pro football team's roster for any regular-season or postseason games. First-year players are those who have played in other pro sports leagues (Arena Football League, etc.), have participated in previous NFL training camps, or have been on an NFL team's active, inactive or reserve list fewer than six games.



## MIKE GOODSON'S NFL STATISTICS

Year	Team	GP	GS	RUSHING						RECEIVING					
				Att	Yds	Avg	Lg	TD		No	Yds	Avg	Lg	TD	
2009	Carolina	8	0	22	49	2.2	11	0		2	15	7.5	13	0	
2010	Carolina	16	3	103	452	4.4	45	3		40	310	7.8	32	0	
2011	Carolina	4	0	0	0	-	-	0		1	4	4.0	4	0	
NFL totals (three years)		28	3	125	501	4.0	45	3		43	329	7.7	32	0	

## KICKOFF RETURNS

Year	Team	No	Yds	Avg	Lg	TD
2009	Carolina	17	352	20.7	33	0
2010	Carolina	47	1034	22.0	46	0
2011	Carolina	11	250	22.7	31	0
NFL totals (three years)		75	1636	21.8	46	0

ADDITIONAL STATISTICS: Special-teams tackles -- 1 in 2009, 1 in 2010; NFL total: 2. Miscellaneous tackles -- 3 in 2010. Fumbles -- 1 in 2009, 5 in 2010; NFL total: 6.

## 2009, CAROLINA

Date	Opp	GP	GS	RUSHING					RECEIVING					Total
				Att	Yds	Avg	Lg	TD	No	Yds	Avg	Lg	TD	
09/13	Phi-L	1	0	2	1	0.5	4	0	0	0	-	0	0	1
09/20	at Ari-L	1	0	0	0	-	0	0	0	-	0	0	0	0
09/28	at Bal-L	1	0	0	0	-	0	0	0	-	0	0	0	0
10/11	Was-W	(inactive - head)							0	0	-	0	0	0
10/18	at TB-W	(inactive)							0	0	-	0	0	0
10/25	Buf-L	1	0	2	2	1.0	4	0	0	0	-	0	0	2
11/01	at Ari-W	1	0	0	0	-	0	0	0	-	0	0	0	0
11/08	at NO-L	1	0	0	0	-	0	1	2	2.0	2	0	2	2
11/15	Ari-W	(inactive)												
11/19	Mia-L	(inactive)												
11/29	at NYJ-L	(inactive)												
12/06	TB-W	(did not play)												
12/13	at NE-L	(inactive)												
12/20	Min-W	(inactive)												
12/27	at NYG-W	1	0	5	2	0.4	4	0	1	13	13.0	13	0	15
01/03	NO-W	1	0	13	44	3.4	11	0	0	0	-	0	0	44
09 TOTALS		8	0	22	49	2.2	11	0	2	15	7.5	13	0	64

## 2010, CAROLINA

Date	Opp	GP	GS	RUSHING					RECEIVING					Total
				Att	Yds	Avg	Lg	TD	No	Yds	Avg	Lg	TD	
09/12	at NYG-L	1	0	0	0	-	0	0	3	31	10.3	13	0	31
09/19	TB-L	1	0	5	20	4.0	9	0	2	33	16.5	23	0	53
09/26	Cin-L	1	0	0	0	-	0	0	4	47	11.8	20	0	47
10/03	at NO-L	1	0	1	0	0.0	0	0	0	0	-	0	0	0
10/10	Chi-L	1	0	0	0	-	0	0	0	0	-	0	0	0
10/24	SF-W	1	0	0	0	-	0	1	-5	-5.0	-5	0	-5	-5
10/31	at St-L	1	0	1	1	1.0	1	0	4	16	4.0	8	0	17
11/07	NO-L	1	0	9	29	3.2	11	0	3	18	6.0	13	0	47
11/14	at TB-L	1	0	23	100	4.3	18	0	3	13	4.3	7	0	113
11/21	Bal-L	1	0	22	120	5.5	45	0	5	31	6.2	9	0	151
11/28	at Cle-L	1	1	14	55	3.9	26	1	8	81	10.1	32	0	136
12/05	at Sea-L	1	0	3	19	6.3	11	1	0	0	-	0	0	19
12/12	Ari-L	1	0	9	70	7.8	21	1	1	6	6.0	6	0	76
12/19	Ari-W	1	0	10	21	2.1	9	0	2	27	13.5	21	0	48
12/23	at Phi-L	1	0	4	3	0.8	4	0	2	23	11.5	15	0	26
01/02	at Ari-L	1	0	2	14	7.0	15	0	2	-11	-5.5	0	0	3
10 TOTALS		16	3	103	452	4.4	45	3	40	310	7.8	32	0	762

## SINGLE-GAME HIGHS AND CAREER MILESTONES

RUSHING: Attempts -- 23, at TB, 11/14/10. Yards -- 120, vs. Bal, 11/21/10. Long -- 45, vs. Bal, 11/21/10. Touchdowns -- 1, three times; last vs. Ari, 12/12/10.

RECEIVING: Receptions -- 8, at Cle, 11/28/10. Yards -- 81, at Cle, 11/28/10. Long -- 32, at Cle, 11/28/10.

KICKOFF RETURNS: Returns -- 6, at Phi, 12/23/10. Yards -- 142, at NO, 11/7/10. Long -- 46, at NO, 10/3/10.

NFL debut: vs. Phi, 9/13/09, with Panthers. First NFL start: at TB, 11/14/10, with Panthers. Last NFL start: at Cle, 11/28/10. First NFL touchdown: at Cle, 11/28/10. Last NFL touchdown: vs. Ari, 12/12/10. First 100-yard game: at TB, 11/14/10. Last 100-yard game: vs. Bal, 11/21/10.

## 2011, CAROLINA

Date	Opp	GP	GS	RUSHING					RECEIVING					Total
				Att	Yds	Avg	Lg	TD	No	Yds	Avg	Lg	TD	
09/11	at Ari-L	1	0	0	0	-	0	0	1	4	4.0	4	0	4
09/18	GB-L	1	0	0	0	-	0	0	0	0	-	0	0	0
09/25	Jac-W	1	0	0	0	-	0	0	0	0	-	0	0	0
10/02	at Chi-L	1	0	0	0	-	0	0	0	0	-	0	0	0
10/09	NO-L	(inactive - illness)												
10/16	at Ari-L	(inactive)												
10/23	Was-W	(inactive)												
10/30	Min-L	(inactive)												
11/13	Ien-L	(inactive - hamstring)												
(placed on injured reserve -- hamstring)														
11 TOTALS		4	0	0	0	0	0	0	1	4	4.0	4	0	4

## HEAD COACHES BY WINNING PERCENTAGE

Coach	Years	Regular season			Postseason			Overall		
		W	L	Pct	W	L	Pct	W	L	Pct
John Rauch	1969-68	33	8	1 .805	2	2	.500	35	10	1 .772
John Madden	1969-78	103	32	7 .763	9	7	.563	112	39	7 .731
Tom Flores	1979-87	83	53	0 .610	8	3	.727	91	56	0 .619
Al Davis	1963-85	23	16	3 .590	0	0	-	23	16	3 .590
Jon Gruden	1998-2001	38	26	0 .594	2	2	.500	40	28	0 .588
Art Shell	1989-94, 2006	56	52	0 .519	2	3	.400	58	55	0 .513
Hue Jackson	2011	8	8	0 .500	0	0	-	8	8	0 .500
Bill Callahan	2002-03	15	17	0 .469	2	1	.667	17	18	0 .486
Mike White	1995-96	15	17	0 .469	0	0	-	15	17	0 .469
Mike Shanahan	1988-89	8	12	0 .400	0	0	-	8	12	0 .400
Tom Cable	2008-10	17	27	0 .386	0	0	-	17	27	0 .386
Eddie Edelez	1968-61	6	10	0 .375	0	0	-	6	10	0 .375
Norm Turner	2004-05	9	23	0 .281	0	0	-	9	23	0 .281
Joe Bugel	1997	4	12	0 .250	0	0	-	4	12	0 .250
Lane Kiffin	2007-08	5	15	0 .250	0	0	-	5	15	0 .250
Marty Feldman	1961-62	2	15	0 .118	0	0	-	2	15	0 .118
Bill Conkright	1962	1	8	0 .111	0	0	-	1	8	0 .111

# RICHARD GORDON

# 82

**TIGHT END**  
**HEIGHT: 6-4**  
**WEIGHT: 268**

**NFL SEASON: 2**  
**RAIDERS SEASON: 2**  
**COLLEGE: MIAMI**  
**BORN: 6/7/87**  
**ACQUIRED: D6-11**

Selected by Oakland Raiders in sixth round (181st overall) of 2011 NFL Draft, April 30, 2011...Signed first contract, July 31, 2011.

**CAREER:** Versatile talent, saw action at tight end and fullback as a rookie...Played in 14 games with one start in first NFL season.

**2011:** Played in 14 games with one start...Had one reception and registered five tackles on special teams... (9/12) at DEN: Made NFL debut in a 23-20 victory on Monday Night Football...(10/2) vs. NE: Made first career start, as a fullback...Logged first career reception, for 2 yards, on a second-quarter pass from Jason Campbell...(12/18) vs. DET: Credited with two special-teams tackles.

**COLLEGE:** Played in 49 career games at Miami...Finished career with 10 receptions for 60 yards...Added five kickoff returns for 104 yards (20.8 avg.), all as a sophomore...Named the 2010 Nick Chickillo Most Improved Player...Played in all 12 games and started seven at tight end as a fifth-year senior...Totaled six receptions for 30 yards...Had a 4-yard reception against Notre Dame in the Sun Bowl...Had 2009 senior season cut short due to

injury suffered in season-opener...Played in 12 games as a junior...Caught three passes for 24 yards...Had a career-long 15-yard reception at Georgia Tech...Played in all 12 games with one start as a sophomore...Caught one pass for 8 yards...Returned five kickoffs (104 yards)...Lone reception came against Marshall...Had a

long return of 25 yards...Made first career start, against Georgia Tech...Played in 12 games as a true freshman, primarily on special teams...Practiced as a defensive lineman during first season, playing three downs at defensive tackle against FIU.

**PERSONAL:** A Miami native, attended Norland (Fla.) High School and Milford

(N.Y.) Prep...Totaled 35 tackles, one fumble recovery and one sack as a senior...Also recorded two touchdowns as a wide receiver...Selected to play in the California Bowl...Primarily played tight end as a junior...Also competed in basketball and track, in the 4x100 relay.

## AT A GLANCE

- Played 14 games with one start as a rookie, and caught one pass, while adding five tackles on coverage units.
- Oakland's sixth-round choice in the 2011 draft, played in 49 career games at Miami, finishing his career with 10 receptions for 60 yards.
- Returned five kickoffs for the Hurricanes as a sophomore.

## RICHARD GORDON'S NFL STATISTICS

Year	Team	GP	GS	RECEIVING					RUSHING				
				No	Yds	Avg	Lg	TD	Att	Yds	Avg	Lg	TD
2011	Oakland	14	1	1	2	2.0	2	0	0	0	-	-	0

ADDITIONAL STATISTICS: Special-teams tackles - 5 (5-0) in 2011. Fumbles-lost - none.

## CAREER MILESTONES

NFL debut: at Den, 9/12/11. First NFL start: vs. NE, 10/2/11 (as FB). First NFL reception: vs. NE, 10/2/11 (2 yards, J. Campbell)

### RAIDERS ON THANKSGIVING DAY

Date	Opponent	Result
Nov. 28, 1963	at Denver	W, 26-10
Nov. 24, 1966	vs. Buffalo	L, 31-10
Nov. 23, 1967	vs. Kansas City	W, 44-22
Nov. 28, 1968	at Buffalo	W, 13-10
Nov. 26, 1970	at Detroit	L, 28-14
Nov. 26, 2009	at Dallas	L, 24-7

## 2011, OAKLAND

Date	Opp	GP	GS	No	Yds	Avg	Lg	TD
09/12	at Den-W	1	0	0	0	-	-	0
09/18	at Buf-L	1	0	0	0	-	-	0
09/25	NYJ-W	1	0	0	0	-	-	0
10/02	at NE-L	1	1	2	2.0	2	0	0
10/09	at Hou-W	(inactive-hand)						
10/16	Cle-W	(inactive-hand)						
10/23	KC-L	1	0	0	0	-	-	0
11/06	Den-L	1	0	0	0	-	-	0
11/10	at SD-W	1	0	0	0	-	-	0
11/20	at Min-W	1	0	0	0	-	-	0
11/27	Chi-W	1	0	0	0	-	-	0
12/04	at Mia	1	0	0	0	-	-	0
12/11	at GB-L	1	0	0	0	-	-	0
12/18	Det-L	1	0	0	0	-	-	0
12/24	at KC-W	1	0	0	0	-	-	0
01/01	SD-L	1	0	0	0	-	-	0
11 TOTALS		14	1	1	2	2.0	2	0





60

**TACKLE**  
**HEIGHT: 6-5**  
**WEIGHT: 310**

**NFL SEASON: 3**  
**RAIDERS SEASON: 1**  
**COLLEGE: RUTGERS**  
**BORN: 11/8/86**  
**ACQUIRED: FA-12**

Signed by Jacksonville Jaguars as non-drafted free agent, May 3, 2010...Placed on reserve/injured (hand), Dec. 10, 2010...Placed on reserve/injured (knee), Sept. 3, 2011...Waived by Jaguars, March 19, 2012...Signed by Oakland Raiders as free agent, May 14, 2012.

**CAREER:** Made Jaguars' 53-man roster as an undrafted rookie in 2010, playing in five games, before hand and knee injuries conspired to keep him on the sidelines.

**2011:** In training camp with the Jaguars...Sustained knee injury early in camp, and placed on injured reserve 9/3.

**2010:** Played in five games as a rookie, primarily on special teams...(9/12) vs. DEN: Made NFL debut...Placed on injured reserve with hand injury, 12/10.

**COLLEGE:** Played in 43 games at both guard and tackle at Rutgers...Started final 26 games of collegiate career, all 13 games in both junior and senior campaigns...Opened junior season as starting left guard but moved to right tackle in fifth game of season...Played in all 13 games with six starts

as a sophomore, primarily at right guard but also saw action at left tackle...Played in four games a freshman...Majorred in communications.

**PERSONAL:** Attended Mahwah (N.J.) High School...Two-year starter and three-year letterman at right tackle and defensive end...Earned all-county honors from the Star-Ledger...Two-time all-league selection...Played in 2005 New York/New Jersey Governor's Bowl at Rutgers Stadium...Allowed just two sacks as a junior...Also lettered three years in basketball.

### AT A GLANCE

- Last name is pronounced HAZZ-lemm.
- Played in five games as a rookie, primarily on special teams, with Jacksonville.
- Started final 26 games of collegiate career, after playing in 43 contests at both guard and tackle at Rutgers.

### KEVIN HASLAM'S NFL GAMES PLAYED/STARTED

Year	Team	GP	GS
2010	Jacksonville	5	0

**ADDITIONAL STATISTICS:** Special-teams tackles — 6 in 2007, 4 in 2008, 7 in 2009, 5 in 2010, 4 in 2011; NFL totals: 26.

### CAREER MILESTONES

NFL debut: vs. Den., 9/12/10, with Jaguars. Last NFL game: at NYG, 11/28/10, with Jaguars.

### PLAYOFF-SITE PRIORITIES

#### WILD CARD PLAYOFF GAMES

- Two Wild Card teams (division non-champions with best two records) from each conference and the division champions with the third and fourth-best record in each conference will enter the first round of the playoffs.
- The division champion with the third-best record will play host to the Wild Card team with the second-best record.
- The division champion with the fourth-best record will play host to the Wild Card team with the best record.
- There are no restrictions on intra-division games.

#### DIVISIONAL PLAYOFF GAMES

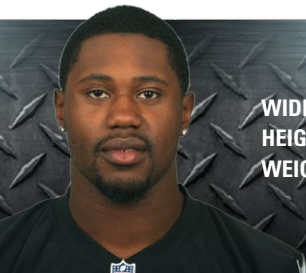
- In each conference, the two division champions with the highest won-lost-tied percentage during the regular season will play host to the Wild Card winners.
- The division champion with the best record in each conference is assured of playing the lowest-seeded Wild Card survivor.
- There are no restrictions on intra-division games.

#### CHAMPIONSHIP GAMES

- The home teams will be the surviving playoff winners with the best won-loss-tied percentage during the regular season.
- A Wild Card team cannot play host unless two Wild Card teams are in the game, in which case the Wild Card team that was seeded the highest in the first round of the playoffs will be the home team.

## DARRIUS HEYWARD-BEY

85



WIDE RECEIVER

HEIGHT: 6-2

WEIGHT: 216

NFL SEASON: 4

RAIDERS SEASON: 4

COLLEGE: MARYLAND

BORN: 2/26/87

ACQUIRED: D1-09

Selected after junior season by Oakland Raiders in first round (seventh overall) of 2009 NFL Draft, April 25, 2009...Signed first contract, July 31, 2009.

**CAREER:** Talented receiver with outstanding speed has authored a career with a consistent upward trend, having produced a breakout campaign in 2011, his third NFL season...Has played in 41 career games with 39 starts in three years with the Silver and Black...Career totals include 99 receptions for 1,465 yards and six touchdowns.

**2011:** Emerged as a top receiving threat, leading team and establishing career highs with 64 receptions for 975 yards and four touchdowns...Produced three 100-yard receiving games...(10/2) vs. NE: Had four catches for 115 yards, marking second career 100-yard game...Had a season-long 58-yard reception...(10/9) at HOU: Totaled 99 yards on seven receptions, including a 34-yard touchdown reception in the second quarter, a score that brought Raiders within two points at halftime...Silver and Black went on to win, 25-20, the day after the passing of owner Al Davis...(12/4) at MIA: Caught a 3-yard touchdown pass...(12/18) vs. DET: Set a career high with 155 receiving yards on eight catches, including a 43-yard touchdown from Carson Palmer...(12/24) at KC: Hauled in 53-yard pass from Palmer in OT to set up game-winning FG in eventual overtime win...(1/1/12) vs. SD: Set a career high with nine catches, for 130 yards with one touchdown, on a 3-yard reception from Palmer on the team's first drive.

**2010:** Posted improved numbers in second season, playing in 15 games with 14 starts...Recorded 26 receptions for 366 yards and one touchdown...(9/19) vs. STL: Set a then-career high with six receptions, for 80 yards...(10/31) vs. SEA: Produced five receptions for a then-career-high 105 yards...Had a career-long 69-yard touchdown reception, from Jason Campbell in the fourth quarter...Added a 30-yard run on a reverse.

**2009:** Started 11 games as a rookie...Had nine receptions for 124 yards and a touchdown...Also rushed twice for 20 yards...Inactive due to foot injury for final five games...(9/14) vs. SD: Made NFL debut, starting at WR...Along with WR Louis Murphy, became the first rookie receiver duo to start an NFL game since 2000, and just the third since 1977...(9/20) at KC: Recorded first career reception, for 18 yards, helping to set up a second-quarter field goal...(11/26) at DAL: On Thanksgiving Day, matched a season high with two receptions, for 21 yards, including his first touchdown, a 4-yard toss from Bruce Gradkowski in the third quarter.

## AT A GLANCE

- Last name is pronounced HAY-word BAY.
- In 2011, led the team with a career-high 64 receptions for 975 yards, including three 100-yard games and four TD.
- The seventh overall selection in the 2009 NFL Draft, recorded a 4.3-second time in the 40-yard dash at the NFL combine.
- Finished his college career ranked second in Maryland football history in career receiving yards (2,089), behind future All-Pro Jermaine Lewis.
- Won Maryland state high-school titles in 100 and 200 meters.

**COLLEGE:** Two-time All-ACC performer at Maryland, prior to leaving for NFL after junior campaign...Twice earned a preseason spot on the Biletnikoff Award watch list...A Freshman All-American in 2006 and honorable-mention All-American in 2007, helped the Terps to three bowl games...Left Maryland ranked second in program history in career receiving yards (2,089), trailing only future All-Pro Jermaine Lewis...Caught

at least one pass in 34 of his last 37 contests...Named the team's offensive MVP in consecutive seasons...His 4.23-second 40-yard dash in 2006 set the school record among WRs...Started 12 games as a junior, when he ranked among the nation's leaders in rushing by a wide receiver with a career-high 202 yards...Had a career-long 76-yard run on a reverse at Clemson, the longest carry by a Maryland player since 2003...Recorded a career-high 11 receptions for a season-high 101 yards, including a 9-yard TD reception, vs. Wake Forest...An honorable-mention All-American choice (Pro Football Weekly) as a sophomore, led the team in receptions (51) and receiving yards (786), starting all 13 games...Took a reverse and ran a season-long 54 yards against Wake Forest...Scored on a 37-yard run off a reverse against Boston College...As a redshirt freshman, named



## DARRIUS HEYWARD-BEY

first-team Freshman All-America by both The Sporting News and Rivals.com, in addition to second-team All-ACC honors...Played in all 13 games, including 10 starts...Led the team in receptions (45) and posted a Maryland freshman record with 694 receiving yards...Against Miami, tied a season high with five catches for a career-best 175 yards, including touchdowns of 65 and 96 yards, the longest in school history, eclipsing a 92-yarder in 1949...Majored in American studies.

**PERSONAL:** Attended McDonogh High School in Owings Mills, Md. ...Lettered three times and started two seasons, playing wide receiver and outside linebacker...Had 47 receptions for 821 yards and 10 touchdowns as a senior, and 40 catches for 802 yards and 12 TDs as a junior...Consensus first-team all-state as a senior...A PrepStar All-American and a SuperPrep All-American...An all-area and all-conference selection as a junior...Additionally was a first-team All-American in the indoor 60-meter dash, finishing fifth at nationals as a junior...Also captured state championships in the 100 and 200 meters.

## SINGLE-GAME HIGHS AND CAREER MILESTONES

**RECEIVING:** Receptions - 9, vs. SD, 1/17/12. Yards - 155, vs. Det., 12/18/11. Long - 68, vs. Sea., 10/31/10. Touchdowns - 1, eight times; last: vs. SD, 1/17/12.

**RUSHING:** Attempts - 1, six times; last: at KC, 1/27/11. Yards - 30, vs. Sea., 10/31/10. Long - 30, vs. Sea., 10/31/10.

**NFL debut:** at KC, 9/20/09. **First NFL start:** at KC, 9/20/09. **First NFL reception:** at KC, 9/20/09 (18 yards, J. Russell). **First NFL touchdown:** at Dal., 11/26/09 (4 yards, B. Gradowski).

## DARRIUS HEYWARD-BEY'S NFL STATISTICS

Year	Team	GP	GS	RECEIVING					RUSHING				
				No	Yds	Avg	Lg	TD	Att	Yds	Avg	Lg	TD
2009	Oakland	11	11	9	124	13.8	24	1	2	19	9.5	20	0
2010	Oakland	15	14	26	366	14.1	69	1	4	48	12.0	30	0
2011	Oakland	15	13	64	975	15.2	58	4	0	0	-	-	0
NFL totals (three years)		41	38	99	1465	14.8	69	6	6	67	11.2	30	0

**ADDITIONAL STATISTICS:** Miscellaneous tackles - 2 in 2010, 2 in 2011; NFL totals: 2. Fumbles lost - 1-1 in 2010, 1-1 in 2011; NFL totals: 2-2.

## 2009, OAKLAND

Date	Opp	GP	GS	No	Yds	Avg	Lg	TD
09/14	SD-L							
09/20	at KC-W	1	1	1	18	18.0	18	0
09/27	Den-L	1	1	0	0	-	-	0
10/04	at Hou-L	1	1	1	18	18.0	18	0
10/11	at NYG-L	1	1	0	0	-	-	0
10/18	Phi-W	1	1	0	0	-	-	0
10/25	NYJ-L	1	1	2	28	14.0	24	0
11/01	at SD-L	1	1	1	10	10.0	10	0
11/15	KC-L	1	1	1	22	22.0	22	0
11/22	Cin-W	1	1	1	7	7.0	7	0
11/26	at Dal-L	1	1	2	21	10.5	17	1
12/06	at Pit-W	1	1	0	0	-	-	0
12/13	Was-L	(inactive - foot)						
12/20	at Den-W	(inactive - foot)						
12/27	at Cle-L	(inactive - foot)						
01/03	Bal-L	(inactive - foot)						
09 TOTALS		11	11	9	124	13.8	24	1

## 2010, OAKLAND

Date	Opp	GP	GS	No	Yds	Avg	Lg	TD
09/12	at Ten-L	1	1	1	11	11.0	11	0
09/19	StL-W	1	1	6	80	13.3	33	0
09/26	at Ari-L	1	1	3	49	16.3	21	0
10/03	Hou-L	1	1	1	2	2.0	2	0
10/10	SD-W	1	1	0	0	-	-	0
10/17	at SF-L	1	1	3	19	6.3	8	0
10/24	at Den-W	1	1	0	0	-	-	0
10/31	Sea-W	1	1	5	105	21.0	69	1
11/7	KC-W	1	1	0	0	-	-	0
11/21	at Pit-L	(inactive - hamstring)						
11/28	Mia-L	1	0	0	0	-	-	0
12/05	at SD-W	1	1	0	0	-	-	0
12/12	at Jac-L	1	1	2	40	20.0	24	0
12/19	Den-W	1	1	1	20	20.0	20	0
12/26	Ind-L	1	1	4	40	10.0	11	0
01/02	at KC-W	1	1	0	0	-	-	0
10 TOTALS		15	14	26	366	14.1	69	1

## 2011, OAKLAND

Date	Opp	GP	GS	No	Yds	Avg	Lg	TD
09/12	at Den-W	1	1	4	44	11.0	17	0
09/19	at Buf-L	(inactive - knee)						
09/25	NYJ-W	1	1	1	5	5.0	5	0
10/02	NE-L	1	1	4	115	28.8	58	0
10/09	at Hou-W	1	1	7	89	14.1	34	1
10/16	Cle-W	1	1	6	82	13.7	21	0
10/23	KC-L	1	1	5	89	17.8	21	0
11/06	Den-L	1	0	0	0	-	-	0
11/10	at SD-W	1	1	0	0	-	-	0
11/20	at Min-W	1	1	4	43	10.8	20	0
11/27	Chi-W	1	1	4	42	10.5	19	0
12/04	at Mia	1	1	3	23	7.7	14	1
12/11	at GB-L	1	1	5	78	15.6	34	0
12/18	Det-L	1	1	8	155	19.4	43	1
12/24	at KC-W	1	1	4	70	17.5	53	0
01/01	SD-L	1	1	9	130	14.4	39	1
11 TOTALS		15	14	64	975	15.2	58	4





## LAMARR HOUSTON

99

**DEFENSIVE END**  
**HEIGHT: 6-3**  
**WEIGHT: 300**

**NFL SEASON: 3**  
**RAIDERS SEASON: 3**  
**COLLEGE: TEXAS**  
**BORN: 6/24/87**  
**ACQUIRED: D2-10**

Selected by Oakland Raiders in second round (44th overall) of 2010 NFL Draft, April 23, 2010...Signed first contract, July 29, 2010.

**CAREER:** Aggressive defensive lineman, has played in 32 games with 28 starts in two NFL seasons...Career totals include 90 tackles (66 solo), six sacks, three passes defended, four fumble recoveries and one interception.

**2011:** Played in all 16 games with 13 starts...Totaled 51 tackles (36), one sack, three passes defended and one interception...Also tied for fifth in the AFC with two fumble recoveries...(9/12) at DEN: Recovered a fourth-quarter fumble by Kyle Orton that set up a Raiders touchdown drive in a 23-20 win...(10/9) at HOU: Registered first career interception, picking off Matt Schaub and returning it for 15 yards to set up a Raiders field goal in first game after the passing of owner Al Davis...Also deflected another pass...(10/16) vs. CLE: Recorded sixth career sack, dropping Colt McCoy in first home game since Davis' passing...(11/6) vs. DEN: Tied a career high with seven tackles (six solo)...(11/10) at SD: Recovered a fumble by Philip Rivers on the game's final play, preserving a 24-17 victory.

**2010:** Saw action in all 16 games and made 15 starts in first NFL season...Named to The Sporting News' All-Rookie Team...Tied for fifth on the team with five sacks...Added 39 tackles (30 solo), one forced fumble and two fumble recoveries...(9/12) at TEN: Made NFL debut, starting at DE...(9/19) vs. STL: Recorded first career sack, dropping Sam Bradford for a 13-yard loss...(10/10) vs. SD: Recovered a fumble on a first-quarter sack deep in Raiders territory to halt a potential scoring drive...(10/24) at DEN: Recovered a first-quarter fumble at Denver's 21-yard line, setting up a Raiders touchdown...(10/31) vs. SEA: Sacked Matt Hasselbeck, forcing a fumble on the play...(11/21) at PIT: Set a career high with seven tackles (five solo), including a Ben Roethlisberger sack...(12/5) at SD: Again sacked Rivers, this time late in the third quarter to force the Chargers to settle for a field goal in a 28-13 Oakland win...

(1/2/11) at KC: Totaled five tackles (four)...Notched his fifth sack of the season, getting to QB Matt Cassel late in the game, forcing an unsuccessful fourth-and-12 in a 31-10 win.

**COLLEGE:** Played in 50 games with 33 starts at Texas...Started 20 games at defensive tackle and 13 at defensive end...Totaled 160 stops, 14 sacks, 41 tackles for loss, 13 passes defended, two fumble recoveries and a forced fumble...Started 13 games at defensive tackle as a senior...Named second-team All-Big 12 by the Associated Press, conference coaches, Dallas Morning News and Fort Worth Star-Telegram...Helped Texas rank eighth nationally in scoring defense (15.2 points per game), third in total defense (251.1 yards per game), first in rushing defense (62.2), 11th in pass-efficiency defense (101.3 rating) and 23rd in pass defense (188.9)...In 2009, posted 58 stops, 20 tackles for loss, 28 hurries, seven sacks, four passes defended and two fumble recoveries...Appeared in 12 games as a junior, making eight starts at defensive tackle...Also garnered second-team academic All-Big 12 recognition...Helped

Texas lead the Big 12 in scoring defense (18.8) and total defense (342.9), in addition to rushing defense (83.5), which also ranked third in the nation...Tallied 22 stops, 1½ sacks, seven tackles for loss, 11 hurries and five passes defended...Registered two tackles against Ohio State in the Fiesta Bowl...As a sophomore, appeared in all 13 games, starting 11 at defensive end...Helped Longhorns give up just 93.4 rushing yards per game, sixth in the nation...Led the team in 2007 with 12 tackles for loss and 24 hurries, to go along with 66 tackles, 4½ sacks, four passes defended and a forced fumble...Earned the first start of his career and notched six tackles, a sack and a pass defended, against TCU...Appeared in 11 games at defensive end and on special teams as a true freshman...Posted 14 tackles, two tackles for loss, a sack and two hurries...Was a three-time

## AT A GLANCE

- Picked off a pass and recovered two fumbles in second NFL season last year.
- The Raiders' second-round selection (44th overall) in 2010, garnered All-Rookie Team honors in 2010.
- At Texas, started 20 games at defensive tackle and 13 at defensive end.
- Born in San Francisco, lived in Sacramento until age 5.
- Grew up in Colorado Springs, Colo., and earned all-state honors as a running back, finishing with 3,325 yards and 49 TDs on the ground.



member of UT's Athletics Director's Honor Roll...Corporate communications major.

**PERSONAL:** Attended Thomas B. Doherty High School in Colorado Springs, Colo. ...A prep All-American and two-time all-state selection as a running back and linebacker...Earned Parade All-America honors as a linebacker...Also named second-team All-American by EA Sports...Finished career with 3,325 yards rushing and 49 TDs, along with 239 tackles and 13 sacks in three seasons...Posted more than 100 tackles in each of his final two prep campaigns...Averaged 8.1 yards on 411 carries during his career...Named the Rocky Mountain News Colorado Defensive Player of the Year

as a senior...Also earned Gatorade's Player of the Year in Colorado...Named first-team all-state as a junior, one of only three juniors to earn that distinction ...As a sophomore, earned first-team all-conference, second-team all-area and first-team all-city honors while playing fullback and defensive end...Also competed in basketball and track and field...Born in San Francisco and lived in Sacramento until he was 5...Cousin, Stan Gill, played tailback at Stanford...Represented team at Madden-Marriucci Battle of the Bay in June 2012...Spent time volunteering with the children of Frick Middle School of Oakland in December 2011...Volunteered at the November 2011 G-Fit Gatorade Clinic at the Google campus in San Francisco.

## LAMARR HOUSTON'S NFL STATISTICS

Year	Team	GP	GS	TACKLES					Yds	INTERCEPTIONS					FUMBLES		
				Tot	Solo	Asst	Sk	Yds		No	Yds	Lg	TD	PD	FF	FR	Yds
2010	Oakland	16	15	30	30	0	5.0	27.0	0	0	0	0	0	0	1	2	0
2011	Oakland	16	13	51	36	15	1.0	2.0	0	1	15	15	0	3	0	2	0
NFL totals (two years)		32	28	90	66	24	6.0	29.0	1	1	15	15	0	3	1	4	0

ADDITIONAL STATISTICS: Career interceptions - Matt Schaub. Career sacks - Sam Bradford, Matt Cassel, Matt Hasselbeck, Colt McCoy, Philip Rivers, Ben Roethlisberger.

## 2010, OAKLAND

Date	Opp	GP	GS	Tot	As	Sk	Yd	Int	Yd	Lg	TD	PD	FF	FR
09/12	at Ten-L	1	1	3	2	1	0.0	0.0	0	0	0	0	0	0
09/19	StL-W	1	1	2	2	0	1.0	13.0	0	0	0	0	0	0
09/26	at Ari-L	1	1	1	1	0	0.0	0.0	0	0	0	0	0	0
10/03	Hou-L	1	1	1	1	0	0.0	0.0	0	0	0	0	0	0
10/10	SD-W	1	1	1	1	0	0.0	0.0	0	0	0	0	0	1
10/17	at SF-L	1	1	1	0	1	0.0	0.0	0	0	0	0	0	0
10/24	at Den-W	1	0	0	0	0	0.0	0.0	0	0	0	0	0	1
10/31	Sea-W	1	1	2	2	0	1.0	1.0	0	0	0	0	1	0
11/07	KC-W	1	1	1	1	0	0.0	0.0	0	0	0	0	0	0
11/21	at Pit-L	1	1	7	5	2	1.0	5.0	0	0	0	0	0	0
11/28	Mia-L	1	1	4	3	1	0.0	0.0	0	0	0	0	0	0
12/05	at SD-W	1	1	2	2	0	1.0	6.0	0	0	0	0	0	0
12/12	at Jac-L	1	1	4	4	0	0.0	0.0	0	0	0	0	0	0
12/19	Den-L	1	1	1	0	1	0.0	0.0	0	0	0	0	0	0
12/26	Ind-L	1	1	4	2	2	0.0	0.0	0	0	0	0	0	0
01/02	at KC-W	1	1	5	4	1	1.0	2.0	0	0	0	0	0	0
10 TOTALS		16	15	39	30	9	5.0	27.0	0	0	0	0	1	2

## 2011, OAKLAND

Date	Opp	GP	GS	Tot	As	Sk	Yd	Int	Yd	Lg	TD	PD	FF	FR
09/12	at Den-W	1	1	2	1	1	0.0	0.0	0	0	0	0	0	1
09/18	at Buf-L	1	0	3	1	2	0.0	0.0	0	0	0	0	0	0
09/25	NYJ-W	1	0	3	1	2	0.0	0.0	0	0	0	1	0	0
10/02	NE-L	1	0	5	3	2	0.0	0.0	0	0	0	0	0	0
10/09	at Hou-W	1	1	3	2	1	0.0	0.0	1	15	15	0	2	0
10/16	Cle-W	1	1	1	1	0	1.0	2.0	0	0	0	0	0	0
10/23	KC-L	1	1	2	2	0	0.0	0.0	0	0	0	0	0	0
11/06	Den-L	1	1	7	6	1	0.0	0.0	0	0	0	0	0	0
11/10	at SD-W	1	1	2	0	2	0.0	0.0	0	0	0	0	0	1
11/20	at Min-W	1	1	2	1	1	0.0	0.0	0	0	0	0	0	0
11/27	Chi-W	1	1	5	5	0	0.0	0.0	0	0	0	0	0	0
12/04	at Mia	1	1	4	3	1	0.0	0.0	0	0	0	0	0	0
12/11	at GB-L	1	1	4	3	1	0.0	0.0	0	0	0	0	0	0
12/18	Det-L	1	1	2	2	0	0.0	0.0	0	0	0	0	0	0
12/24	at KC-W	1	1	3	3	0	0.0	0.0	0	0	0	0	0	0
01/01	SD-L	1	1	3	2	1	0.0	0.0	0	0	0	0	0	0
11 TOTALS		16	13	51	36	15	1.0	2.0	1	15	15	0	3	0

## SINGLE-GAME HIGHS AND CAREER MILESTONES

TACKLES: Total - 7, twice; last vs. Den, 11/6/11. Solo - 6, vs. Den, 11/6/11. INTERCEPTIONS: 1, at Hou, 10/9/11. PASSES DEFENDED: 2, at Hou, 10/9/11. SACKS: 1, six times; last vs. Cle, 10/16/11.

NFL debut vs. SD, 9/14/09. First NFL start: at Hou, 10/9/11. First NFL sack: vs. KC, 11/7/10 (M.Cassel). First NFL interception: at Hou, 10/9/11 (M.Schaub).

## MICHAEL HUFF

24

**SAFETY**  
**HEIGHT: 6-0**  
**WEIGHT: 211**

**NFL SEASON: 7**  
**RAIDERS SEASON: 7**  
**COLLEGE: TEXAS**  
**BORN: 3/6/83**  
**ACQUIRED: D1-06**

Selected by Oakland Raiders in first round (seventh overall) of 2006 NFL Draft, April 29, 2006...Signed first contract, July 26, 2006...Re-signed by Raiders as unrestricted free agent, Aug. 1, 2011.

**CAREER:** Talented defensive back, has played in 92 games with 77 starts over six seasons with the Raiders...A second-team Associated Press All-Pro in 2010, missed first career games in 2011 after playing in 83 straight contests since entering the NFL...Career totals include 382 tackles (324 solo), 5½ sacks, nine interceptions, four forced fumbles and 42 passes defended.

**2011:** Played in 12 games with 11 starts...Inactive for four games due to various injuries...Recorded 38 tackles (32 solo), four passes defended and two interceptions...(9/18) at BUF: Recorded a season-high six tackles (four solo) and one pass defended...(10/2) vs. NE: Inactive due to head injury, snapping streak of 83 straight games dating back to his rookie season, 2006...(10/9) at HOU: Intercepted Matt Schaub in end zone on final play of game to seal a 25-20 win...Play capped an emotional victory on day following the passing of owner Al Davis...(11/10) at SD: Inactive with ankle injury...(11/27) vs. CHI: Picked off Caleb Hanie's first-quarter pass and returned it 24 yards...(12/18) vs. DET: Inactive with hamstring injury...(12/24) at KC: Inactive with hamstring injury.

**2010:** Played in all 16 games with 15 starts...Garnered second-team All-Pro honors from the Associated Press...Totaled a team-high three interceptions...Tied for the NFL lead among defensive backs with four sacks...Ranked third on the team with 94 tackles (77 solo)...Recorded three forced fumbles and seven passes defended...Added 10 tackles on special teams...(10/10) vs. SD: Tabbed for AFC Defensive Player of the Week after a career-high 11 tackles, including a fourth-quarter sack that forced a fumble recovered and returned by Tyvon Branch for a touchdown to seal the Raiders' victory...(10/24) at DEN: Credited with a forced fumble...(11/7) vs. KC: Sacked QB Matt Cassel and also forced a fumble...(12/5) at QB: Sacked and picked off Philip Rivers, returning the first-quarter INT

15 yards to set up a TD...(12/26) vs. IND: Intercepted a third-quarter pass by Peyton Manning...(1/2/11) at KC: Picked off a fourth-quarter pass and returned it 17 yards to the Chiefs' 10-yard line, setting up a touchdown.

**2009:** Saw action in all 16 games with 12 starts...Established career highs in interceptions (three) and passes defended (14)...Also recorded 59 total tackles (54 solo), one fumble recovery and ½ sack...(9/14) vs. SD: Recovered a fumble and intercepted a third-quarter pass...(9/20) at KC: Intercepted a career-high two passes...Both interceptions came in the second half, with the second halting a potential fourth-quarter scoring drive in Raiders territory...Credited with a career-high four passes defended...(9/27) vs. DEN: Started at free safety...(11/22) vs. CIN: Had a season-high eight tackles (six)...(1/3/10) vs. BAL: Combined with Mike Mitchell to sack Joe Flacco.

**2008:** Appeared in all 16 games with seven starts...(9/14) at KC: Collected four tackles and two passes defended...(12/14) vs. NE: Started at strong safety...(12/28) at TB: Started as an additional DB.

**2007:** Started all 16 games at strong safety...Totaled 85 tackles (74 solo) and one interception...(9/16) at DEN: Produced a first-quarter sack...(11/4) vs. HOU: Forced a fumble and had a pass defended...(11/25) at KC: Intercepted a pass in Kansas City territory to set up Sebastian Janikowski's first field goal...(12/2) vs. DEN: Recorded three passes defended.

**2006:** Started all 16 games as a rookie, all at strong safety...Recorded 78 tackles (64 solo), one pass defended and a safety...(10/22) vs. ARI: Shot through a hole and tackled Marcel Shipp in the end zone for a safety, helping Oakland to its first victory.

## AT A GLANCE

- Has played in 92 games with 77 starts over six seasons with the Raiders, missing his first games in 2011 after playing in 83 straight contests since entering the NFL as the Raiders' first-round pick (seventh overall) in 2006.
- Tabbed for second-team AP All-Pro honors in 2010.
- Drafted 7th overall in the 2006 NFL Draft, as the 3rd highest cornerback drafted in the NFL.
- The first player in University of Texas history to win the Jim Thorpe Award, given to the nation's top defensive back, helped Longhorns to 2005 national title. Left as the only Texas player to return four interceptions for touchdowns.





**COLLEGE:** The first player in University of Texas history to win the Jim Thorpe Award, given to the nation's top defensive back, started 50 of 51 games during his career...Registered 318 tackles (191 solo) with two sacks and 26 stops for loss...Recovered three fumbles, with a touchdown return, and also caused six fumbles...Set school career record with four interceptions returned for touchdowns...Only player to return two interceptions for scores in a season twice (2002-03) ...Ranked fourth in school history with three blocked kicks...His 44 passes broken up were sixth in Texas annals...First-team All-America selection by The NFL Draft Report, American Football Coaches Association, Associated Press, Football Writers Association of America, The Sporting News and the Walter Camp Football Foundation...Started every game at strong safety as a senior while helping Longhorns to the national championship, and led a secondary that ranked fifth in the nation in pass defense (155.9 yards per game) and second in pass-efficiency defense (91.3 rating)...Ranked second on the squad with 109 tackles (53) in 2005, including two sacks and 10 stops behind the line...Recovered two fumbles, returning one for a touchdown, and also caused four fumbles...Picked off two passes, deflected 14 others and blocked a kick...As a junior consensus All-Big 12 Conference choice, started every game at strong safety in 2004...Posted 73 tackles (50 solo) with 14 pass deflections and a pair of interceptions...In 2003 as a sophomore, saw action at cornerback while lining up mostly at strong safety, and totaled 66 tackles (45 solo) with four stops for losses...Blocked two kicks,

batted away six passes and had two interceptions...A third-team Freshman All-American after starting every game as a redshirt freshman, lining up at strong safety in 10 contests and at cornerback in three others...Recorded 70 tackles (43) while his 10 stops behind the line of scrimmage were the fifth-best total ever by a Texas freshman (top four were defensive linemen)...Also had two interceptions and 10 pass deflections...Competed in track for the Longhorns as a sprinter and member of the sprint relay teams...Youth and community services major.

**PERSONAL:** Played three years at Nimitz High School in Irving, Texas...Excelled as a safety, cornerback and wide receiver...Recorded 238 tackles and returned three of his nine interceptions for scores during his final two seasons...Posted 127 tackles and five interceptions (two returned for touchdowns) as a senior...In one contest, had 18 tackles and one INT, and scored on a 69-yard run and a 40-yard catch...As a junior, collected 111 tackles and four interceptions (one returned for a touchdown), along with 12 receptions for 220 yards...Also a four-year letterman in track, finished seventh in the 100 meters at the 2000 USATF Junior Nationals...Brother, Marcus King, played at Missouri, while another brother, Terrence Holmes, played at Texas Southern...Spent three days in Washington D.C. volunteering with the United Way "TEAM NFL" Day of Action in June 2012...In November 2011, volunteered with the NFL Play 60 Super School, Longfellow Elementary, of San Francisco.

## MICHAEL HUFF'S NFL STATISTICS

Year	Team	GP	GS	TACKLES					Yds	INTERCEPTIONS					FUMBLES		
				Tot	Solo	Asst	Sk			No	Yds	Lg	TD	PD	FF	FR	Yds
2006	Oakland	16	16	78	64	14	0.0	0.0	0.0	0	0	0	0	1	0	0	0
2007	Oakland	16	16	85	74	11	1.0	0.0	0.0	1	4	4	0	11	1	0	0
2008	Oakland	16	7	28	23	5	0.0	0.0	0.0	0	0	0	0	5	0	0	0
2009	Oakland	16	12	59	54	5	0.5	3.5	3.5	3	15	10	0	14	0	1	0
2010	Oakland	16	16	94	77	17	4.0	21.0	21.0	3	32	17	0	7	3	0	0
2011	Oakland	12	11	38	32	6	0.0	0.0	0.0	2	24	24	0	4	0	0	0
NFL totals (six years)		92	78	382	324	58	5.5	24.5	24.5	9	75	24	0	42	4	1	0

**ADDITIONAL STATISTICS:** Recorded safety at Arizona, 10/22/06. Career interceptions – Matt Cassel (3), Philip Rivers (2), Brodie Croyle, Caleb Hanie, Peyton Manning, Matt Schaub. Career sacks – Philip Rivers (2), Matt Cassel, Jay Cutler, Chad Henne, Joe Flacco (4). Returned kickoff for 0 yards, at SE, 10/17/10. Special-teams tackles – 3 in 2006, 4 in 2008, 4 in 2009, 10 in 2010, NFL totals: 21. Special-teams fumble recoveries: 1 in 2007.

## SINGLE-GAME HIGHS AND CAREER MILESTONES

**TACKLES:** Total – 11, vs. SD, 10/10/10. Solo – 9, twice; last: vs. SD, 10/10/10. **INTERCEPTIONS:** 2, at KC, 9/20/09. **PASSES DEFENSED:** 4, at KC, 9/20/09. **SACKS:** 1, five times; last: vs. SD, 12/5/10.

**NFL debut:** vs. SD, 9/11/06. **First NFL start:** vs. SD, 9/11/06. **First NFL interception:** at KC, 11/25/07 (B. Croyle). **First NFL sack:** at Den., 9/16/07 (J. Cutler). **Last sack:** vs. SD, 12/5/10 (P. Rivers).



## MICHAEL HUFF

## 2006, OAKLAND

Date	Opp	GP	GS	Tot	So	As	Sk	Yd	Int	Yd	Lg	TD	PD	FF	FR
08/11	SD-L	1	1	3	2	1	0.0	0.0	0	0	0	0	0	0	0
08/17	at Bal-L	1	1	2	2	0	0.0	0.0	0	0	0	0	0	0	0
10/01	Cle-L	1	1	7	5	2	0.0	0.0	0	0	0	0	0	0	0
10/08	at SF-L	1	1	6	6	0	0.0	0.0	0	0	0	0	0	0	0
10/15	at Den-L	1	1	4	2	2	0.0	0.0	0	0	0	0	0	0	0
10/22	Ari-W	1	1	4	3	1	0.0	0.0	0	0	0	0	0	0	0
10/29	Pit-W	1	1	4	3	1	0.0	0.0	0	0	0	0	0	0	0
11/06	at Sea-L	1	1	6	6	0	0.0	0.0	0	0	0	0	0	0	0
11/12	Den-L	1	1	6	6	0	0.0	0.0	0	0	0	0	0	0	0
11/19	at KC-L	1	1	10	9	1	0.0	0.0	0	0	0	0	0	0	0
11/26	at SD-L	1	1	4	4	0	0.0	0.0	0	0	0	0	0	0	0
12/03	Hou-L	1	1	1	1	0	0.0	0.0	0	0	0	0	0	0	0
12/10	at Cin-L	1	1	8	5	3	0.0	0.0	0	0	0	0	0	0	0
12/17	Sit-L	1	1	3	3	0	0.0	0.0	0	0	0	1	0	0	0
12/23	at KC-L	1	1	6	5	1	0.0	0.0	0	0	0	0	0	0	0
12/31	NYJ-L	1	1	4	2	2	0.0	0.0	0	0	0	0	0	0	0
06 TOTALS		16	16	78	64	14	0.0	0.0	0	0	0	0	1	0	0

## 2007, OAKLAND

Date	Opp	GP	GS	Tot	So	As	Sk	Yd	Int	Yd	Lg	TD	PD	FF	FR
08/09	Det-L	1	1	6	6	0	0.0	0.0	0	0	0	0	0	0	0
08/16	at Den-L	1	1	6	5	1	0.0	0.0	0	0	0	0	0	0	0
08/23	Cle-W	1	1	6	5	1	0.0	0.0	0	0	0	0	0	0	0
08/30	at Mia-W	1	1	3	3	0	0.0	0.0	0	0	0	0	0	0	0
10/14	at SD-L	1	1	7	7	0	0.0	0.0	0	0	0	1	0	0	0
10/21	KC-L	1	1	6	6	0	0.0	0.0	0	0	0	2	0	0	0
10/28	at Ten-L	1	1	6	6	0	0.0	0.0	0	0	0	1	0	0	0
11/04	Hou-L	1	1	2	1	1	0.0	0.0	0	0	0	1	1	0	0
11/11	Chi-L	1	1	6	5	1	0.0	0.0	0	0	0	1	0	0	0
11/18	at Min-L	1	1	3	3	0	0.0	0.0	0	0	0	0	0	0	0
11/25	at KC-W	1	1	9	7	2	0.0	0.0	1	4	4	0	1	0	0
12/02	Den-W	1	1	4	3	1	0.0	0.0	0	0	0	3	0	0	0
12/09	at GB-L	1	1	7	5	2	0.0	0.0	0	0	0	0	0	0	0
12/16	Ind-L	1	1	4	2	2	0.0	0.0	0	0	0	0	0	0	0
12/23	at Jac-L	1	1	4	4	0	0.0	0.0	0	0	0	0	0	0	0
12/30	SD-L	1	1	6	6	0	0.0	0.0	0	0	0	1	0	0	0
07 TOTALS		16	16	95	74	11	1.0	0.0	1	4	4	0	11	1	0

## 2008, OAKLAND

Date	Opp	GP	GS	Tot	So	As	Sk	Yd	Int	Yd	Lg	TD	PD	FF	FR
08/08	Den-L	1	1	2	1	1	0.0	0.0	0	0	0	0	0	0	0
08/14	at KC-W	1	1	4	4	0	0.0	0.0	0	0	0	2	0	0	0
08/21	at Buf-L	1	1	3	2	1	0.0	0.0	0	0	0	0	0	0	0
08/28	SD-L	1	1	0	0	0	0.0	0.0	0	0	0	0	0	0	0
10/12	at NO-L	1	1	3	3	0	0.0	0.0	0	0	0	0	0	0	0
10/19	NYJ-W	1	0	2	2	0	0.0	0.0	0	0	0	2	0	0	0
10/26	at Bal-L	1	0	2	2	0	0.0	0.0	0	0	0	0	0	0	0
11/02	Atl-L	1	0	3	1	2	0.0	0.0	0	0	0	0	0	0	0
11/09	Car-L	1	0	1	0	1	0.0	0.0	0	0	0	0	0	0	0
11/16	at Mia-L	1	0	0	0	0	0.0	0.0	0	0	0	0	0	0	0
11/23	at Den-W	1	0	2	2	0	0.0	0.0	0	0	0	1	0	0	0
11/30	KC-L	1	0	1	1	0	0.0	0.0	0	0	0	0	0	0	0
12/04	at SD-L	1	0	1	1	0	0.0	0.0	0	0	0	0	0	0	0
12/14	NE-L	1	1	0	0	0	0.0	0.0	0	0	0	0	0	0	0
12/21	Hou-W	1	0	4	4	0	0.0	0.0	0	0	0	0	0	0	0
12/28	at TB-W	1	1	0	0	0	0.0	0.0	0	0	0	0	0	0	0
08 TOTALS		16	7	28	23	5	0.0	0.0	0	0	0	0	5	0	0

## 2009, OAKLAND

Date	Opp	GP	GS	Tot	So	As	Sk	Yd	Int	Yd	Lg	TD	PD	FF	FR
08/14	SD-L	1	0	0	0	0	0.0	0.0	1	7	7	0	1	0	1
08/20	at KC-W	1	0	3	3	0	0.0	0.0	2	8	10	0	4	0	0
08/27	Den-L	1	1	3	3	0	0.0	0.0	0	0	0	0	1	0	0
10/04	at Hou-L	1	1	3	3	0	0.0	0.0	0	0	0	0	1	0	0
10/11	at NYG-L	1	0	2	2	0	0.0	0.0	0	0	0	0	0	0	0
10/18	Pit-W	1	0	5	5	0	0.0	0.0	0	0	0	0	0	0	0
10/25	NYJ-L	1	1	6	6	0	0.0	0.0	0	0	0	0	0	0	0
11/01	at SD-L	1	1	5	3	2	0.0	0.0	0	0	0	2	0	0	0
11/15	KC-L	1	1	3	3	0	0.0	0.0	0	0	0	0	0	0	0
11/22	Cin-W	1	1	9	7	2	0.0	0.0	0	0	0	0	0	0	0
11/26	at Bal-L	1	1	4	4	0	0.0	0.0	0	0	0	2	0	0	0
12/06	at Pit-W	1	1	7	7	0	0.0	0.0	0	0	0	1	0	0	0
12/13	Was-L	1	1	1	1	0	0.0	0.0	0	0	0	0	0	0	0
12/20	at Den-W	1	1	4	4	0	0.0	0.0	0	0	0	2	0	0	0
12/27	Cle-L	1	1	2	2	0	0.0	0.0	0	0	0	0	0	0	0
01/03	Bal-L	1	1	2	1	1	0.5	3.5	0	0	0	0	0	0	0
09 TOTALS		16	12	59	54	5	0.5	3.5	3	15	10	0	14	0	1

## 2010, OAKLAND

Date	Opp	GP	GS	Tot	So	As	Sk	Yd	Int	Yd	Lg	TD	PD	FF	FR
08/12	at Ten-L	1	1	4	4	0	0.0	0.0	0	0	0	0	0	0	0
08/19	Sit-W	1	1	5	3	2	0.0	0.0	0	0	0	0	0	0	0
08/26	at Ari-L	1	1	6	6	0	0.0	0.0	0	0	0	0	0	0	0
10/03	Hou-L	1	1	8	7	1	0.0	0.0	0	0	0	1	0	0	0
10/10	SD-W	1	1	11	9	2	1.0	3.0	0	0	0	0	1	0	0
10/17	at SF-L	1	1	7	6	1	0.0	0.0	0	0	0	0	0	0	0
10/24	at Den-W	1	1	4	3	1	0.0	0.0	0	0	0	0	1	0	0
10/31	Sea-W	1	1	5	4	1	0.0	0.0	0	0	0	1	0	0	0
11/07	KC-W	1	1	8	4	4	1.0	6.0	0	0	0	0	1	0	0
11/21	at Pit-L	1	1	4	3	1	0.0	0.0	0	0	0	1	0	0	0
11/28	Mia-L	1	1	7	5	2	1.0	9.0	0	0	0	0	0	0	0
12/05	at SD-W	1	1	6	5	1	1.0	3.0	1	15	15	0	1	0	0
12/12	at Jac-L	1	1	5	5	0	0.0	0.0	0	0	0	0	0	0	0
12/19	Den-W	1	1	7	7	0	0.0	0.0	0	0	0	0	0	0	0
12/26	Ind-L	1	1	5	4	1	0.0	0.0	1	0	0	1	0	0	0
01/02	at KC-W	1	1	2	2	0	0.0	0.0	1	17	17	0	2	0	0
10 TOTALS		16	16	94	77	17	4.0	21.0	3	32	17	0	7	3	0

## 2011, OAKLAND

Date	Opp	GP	GS	Tot	So	As	Sk	Yd	Int	Yd	Lg	TD	PD	FF	FR
09/12	at Den-W	1	1	3	2	1	0.0	0.0	0	0	0	0	0	0	0
09/18	at Buf-L	1	1	6	4	2	0.0	0.0	0	0	0	0	1	0	0
09/25	NYJ-W	1	1	1	1	0	0.0	0.0	0	0	0	0	0	0	0
10/02	NE-L (inactive -- head)														
10/09	at Hou-W	1	1	4	4	0	0.0	0.0	1	0	0	0	1	0	0
10/16	Cle-W	1	1	2	2	0	0.0	0.0	0	0	0	0	1	0	0
10/23	KC-L	1	1	4	3	1	0.0	0.0	0	0	0	0	0	0	0
11/06	Den-L	1	1	4	3	1	0.0	0.0	0	0	0	0	0	0	0
11/10	at SD-W (inactive -- ankle)														
11/20	at Min-W	1	1	4	4	0							0	0	0
11/27	Chi-W	1	1	4	3	1	0.0	0.0	1	24	24	0	1	0	0
12/04	at Mia-L	1	1	3	3	0	0.0	0.0	0	0	0	0	0	0	0
12/11	at GB-L	1	1	3	3	0	0.0	0.0	0	0	0	0	0	0	0
12/18	Det-L (inactive -- hamstring)														
12/24	at KC-W (inactive -- hamstring)														
01/01	SD-L	1	1	0	0	0	0.0	0.0	0	0	0	0	0	0	0
11 TOTALS		12	11	38	32	6	0.0	0.0	2	24	24	0	4	0	0

88



**TIGHT END**  
**HEIGHT: 6-2**  
**WEIGHT: 257**

**NFL SEASON: 5**  
**RAIDERS SEASON: 1**  
**COLLEGE: CENTRAL MICHIGAN**  
**BORN: 1/20/83**  
**ACQUIRED: FA-12**

Signed by Indianapolis Colts as non-drafted free agent, April 29, 2005...Waived by Colts, June 9, 2005...Signed by Green Bay Packers as free agent, Aug. 1, 2005...Waived by Packers, Aug. 27, 2005...Signed by Packers to practice squad, Nov. 15, 2005...Signed by Packers to active roster, Dec. 30, 2005...Placed on reserve/injured (hamstring) by Packers, Nov. 15, 2006...Re-signed by Packers as exclusive-rights player, March 23, 2007...Placed on reserve/injured (leg) by Packers, Sept. 1, 2007...Re-signed by Packers as exclusive-rights player, March 19, 2008...Re-signed by Packers as free agent, April 6, 2009...Placed on reserve/injured (arm) by Packers, Aug. 14, 2009...Waived from reserve/injured by Packers, Aug. 19, 2009...Signed by New Orleans Saints as free agent, Dec. 21, 2009...Waived by Saints, Dec. 26, 2009...Re-signed by Saints as free agent, Dec. 29, 2009...Terminated by Saints, Sept. 6, 2010...Re-signed by Saints as free agent, Sept. 7, 2010...Re-signed by Saints as unrestricted free agent, Aug. 2, 2011...Terminated by Saints, Sept. 2, 2011...Re-signed by Saints as free agent, Oct. 25, 2011...Waived by Saints, Oct. 29, 2011...Re-signed by Saints as free agent, Dec. 28, 2011...Signed by Oakland Raiders as free agent, June 12, 2012.

**CAREER:** Veteran tight end, has played in 31 career games, including nine starts, combined with the New Orleans Saints and Green Bay Packers...Career totals include 13 receptions for 181 yards.

**2011:** In training camp with New Orleans...Waived on 9/2 but re-signed on 10/25...Waived on 10/29 and re-signed on 12/28...Inactive for regular-season finale vs. Carolina...Postseason: Inactive for both playoff games.

**2010:** Played in six games with two starts... (11/21) vs. SEA: Had one reception for 12 yards... (11/25) at DAL: Started as part of a three-TE set... (12/27) at ATL: Made his second start... Postseason: (1/8/11) at SEA: Saw reserve action in NFC Wild Card game.

**2009:** Spent time with New Orleans and Green Bay...After breaking his arm during an early August practice collision, was waived from injured reserve by Packers on 8/19...Signed by Saints on 12/21...Played in one game... (1/3/10) at CAR: Saw action in season finale, catching one pass for 7 yards...Postseason: Inactive for all three playoff contests, helping team at practice during run to Super Bowl XLIV championship.

**2008:** Rebounded from broken leg for best season of career...Played in all 16 regular-season games with seven starts for Green Bay...Caught a career-high 11 passes for 162 yards...Posted two of the Packers' three longest

receptions by a tight end on the season, with 37- and 29-yard catches...Also registered four special-teams tackles... (9/8) vs. MIN: Made first career catch, hauling in a 7-yard reception from Aaron Rodgers in the fourth quarter... (9/28) at TB: Made first career start... (10/5) vs. ATL: Posted career highs with four receptions for 67 yards, and the longest catch of his career, a 37-yard pass... (11/9) at MIN: Had a 13-yard reception...Added a season-high two special-teams tackles... (11/24) at NO: Caught a 29-yard pass in the third quarter, the longest reception by the team in that contest... (12/7)

vs. HOU: Caught a short pass and scampered 22 yards.

**2007:** Placed on injured reserve at end of pre-season, after breaking lower leg during summer's opening practice.

**2006:** Played in seven games, mostly on special teams, on which he made five tackles...Inactive for first two contests, and missed the season's final seven games on injured reserve with a hamstring injury...Received play-

ing time at both TE and FB... (9/24) at DET: Saw first action of the season, recording a special-teams tackle... (10/22) at MIA: Made two special-teams tackles.

**2005:** Signed with Indianapolis Colts out of college, then spent training camp in Green Bay...Waived at the end of pre-season, re-signed with Packers in mid-November and spent six weeks on Green Bay practice squad before signing to active roster on 12/30...

### AT A GLANCE

- Has played in 31 career games with nine starts in four-plus NFL seasons with the Green Bay Packers and New Orleans Saints.
- In 2008, saw action in all 16 regular-season games with seven starts for the Packers.
- Totaled 68 receptions for 862 yards and seven touchdowns as a four-year starter at Central Michigan.
- Played linebacker, defensive tackle and guard in high school on a team that lost just three games in three seasons.



# TORY HUMPHREY

(1/1/06) vs. SEA: Made NFL debut, seeing action on offense and special teams.

**COLLEGE:** Four-year starter at Central Michigan... Caught 68 passes for 862 yards and seven touchdowns... Caught eight passes as a senior for 137 yards (17.1 avg.)... Played in 10 games as junior, notching two touchdowns among 14 catches for 212 yards (15.1 avg.)... As a sophomore, saw action in all 12 games and caught 22 passes for 276 yards and two touchdowns... Played in 11 contests as a freshman, averaging 21.5 yards on 11 catches with three touchdowns... Named

to the Freshman All-America team by The Sporting News... Moved to TE from DE before his freshman season... Majored in entrepreneurship.

**PERSONAL:** Attended Saginaw (Mich.) High School... Earned a total of nine varsity letters, three each in track, football and swimming... Played LB, DT and G for a team that lost only three games during three seasons... Won state championship as a junior ... Participated in state championship in discus as a senior.

## TORY HUMPHREY'S NFL STATISTICS

Year	Team	GP	GS	RECEIVING					RUSHING				
				No	Yds	Avg	Lg	TD	Att	Yds	Avg	Lg	TD
2005	Green Bay	1	0	0	0	-	-	0	0	0	-	-	0
2006	Green Bay	7	0	0	0	-	-	0	0	0	-	-	0
2007	Green Bay	Injured reserve - leg											
2008	Green Bay	16	7	11	162	14.7	37	0	0	0	-	-	0
2009	New Orleans	1	0	1	7	7.0	7	0	0	0	-	-	0
2010	New Orleans	6	2	1	12	12.0	12	0	0	0	-	-	0
2011	New Orleans	0	0	0	0	-	-	0	0	0	-	-	0
NFL totals (five-plus years)		31	9	13	181	13.9	37	0	0	0	-	-	0

## PLAYOFFS

Year	Team	GP	GS	RECEIVING					RUSHING				
				No	Yds	Avg	Lg	TD	Att	Yds	Avg	Lg	TD
2010	New Orleans	1	0	0	0	-	-	0	0	0	-	-	0

On injured reserve for both Packers games during 2007 postseason; Inactive for all three Saints games during 2009 postseason, and both Saints games during 2011 postseason

ADDITIONAL STATISTICS: Special-teams tackles: 5 in 2006, 4 in 2008; NFL totals: 9.

## SINGLE-GAME HIGHS AND CAREER MILESTONES

RECEPTIONS: Total -- 4, vs. Atlanta (10/5/08). Yards -- 67, vs. Atlanta (10/5/08). Long -- 37, vs. Atlanta (10/5/08).

NFL debut: vs. Sea, 1/1/06. First NFL start: at TB, 9/28/08. First NFL reception: vs. MIN, 9/8/08 (7 yards, A. Rodgers).

## 2005, GREEN BAY

Date	Opp	GP	GS	No	Yds	Avg	Lg	TD
11/13	at Ad-W	(practice squad)						
11/21	Min-L	(practice squad)						
11/27	at Phi-L	(practice squad)						
12/04	at Chi-L	(practice squad)						
12/11	Det-W	(practice squad)						
12/19	at Bal-L	(practice squad)						
12/25	Chi-L	(practice squad)						
01/01	Sea-W	1	0	0	0	-	-	0
05 TOTALS		1	0	0	0	-	-	0

## 2006, GREEN BAY

Date	Opp	GP	GS	No	Yds	Avg	Lg	TD
08/10	Chi-L	(inactive)						
08/17	NO-L	(inactive)						
08/24	at Det-W	1	0	0	0	-	-	0
10/02	at Phi-L	1	0	0	0	-	-	0
10/08	StL-L	1	0	0	0	-	-	0
10/22	at Min-W	1	0	0	0	-	-	0
10/29	Ari-W	1	0	0	0	-	-	0
11/05	at Buf-L	1	0	0	0	-	-	0
11/12	at Min-W	1	0	0	0	-	-	0
11/19	NE-L	(injured reserve - hamstring)						
11/27	at Sea-L	(injured reserve - hamstring)						
12/03	NYJ-L	(injured reserve - hamstring)						
12/10	at SF-W	(injured reserve - hamstring)						
12/17	Det-W	(injured reserve - hamstring)						
12/21	Min-W	(injured reserve - hamstring)						
12/31	at Chi-W	(injured reserve - hamstring)						
10 TOTALS		7	0	0	0	-	-	0

## 2008, GREEN BAY

Date	Opp	GP	GS	No	Yds	Avg	Lg	TD
09/08	Min-W	1	0	1	7	7.0	7	0
09/14	at Det-W	1	0	0	0	-	-	0
09/21	Dal-L	1	0	0	0	-	-	0
09/28	at TB-L	1	1	0	0	-	-	0
10/05	Atl-L	1	0	4	67	16.8	37	0
10/12	at Sea-W	1	0	0	0	-	-	0
10/19	Ind-W	1	0	0	0	-	-	0
11/02	at Ten-L	1	1	0	0	-	-	0
11/09	at Min-L	1	1	1	13	13.0	13	0
11/16	Chi-W	1	2	10	5.0	5	0	0
11/24	at NO-L	1	1	1	29	29.0	29	0
11/30	Car-L	1	0	0	0	-	-	0
12/07	Hou-L	1	0	1	22	22.0	22	0
12/14	at Jac-L	1	0	0	0	-	-	0
12/22	at Chi-L	1	1	1	14	14.0	14	0
12/28	Det-W	1	1	0	0	-	-	0
08 TOTALS		16	7	11	162	14.7	37	0

## 2009, NEW ORLEANS

Date	Opp	GP	GS	No	Yds	Avg	Lg	TD
01/03	at Car-L	1	0	1	7	7.0	7	0
09 TOTALS		1	0	1	7	7.0	7	0
01/16	Ari-W <sup>1</sup>	(inactive)						
01/24	Min-W <sup>2</sup>	(inactive)						
02/07	vs. Ind-W <sup>3</sup>	(inactive)						

<sup>1</sup>NFC Divisional playoff; <sup>2</sup>NFC Championship; <sup>3</sup>Super Bowl XLIN, Miami

## 2010, NEW ORLEANS

Date	Opp	GP	GS	No	Yds	Avg	Lg	TD
09/09	Min-W	1	0	0	0	-	-	0
09/20	at SF-W	(inactive)						
09/26	Atl-L	(inactive)						
10/03	Car-W	(inactive)						
10/10	at Ari-L	(inactive)						
10/17	at TB-W	(inactive)						
10/24	Cle-L	(inactive)						
10/31	Pit-W	(inactive)						
11/07	at Car-W	(inactive)						
11/21	Sea-W	1	0	1	12	12.0	12	0
11/25	at Bal-W	1	1	0	0	-	-	0
12/05	at Cin-W	(inactive)						
12/12	StL-W	(inactive)						
12/19	at Bal-L	1	0	0	0	-	-	0
12/27	at Atl-W	1	1	0	0	-	-	0
01/02	TB-L	1	0	0	0	-	-	0
10 TOTALS		6	2	1	12	12.0	12	0
01/08	at Sea-L <sup>1</sup>	1	0	0	0	-	-	0

<sup>1</sup>NFC Wild Card playoff

## 2011, NEW ORLEANS

Date	Opp	GP	GS	No	Yds	Avg	Lg	TD
01/01	Car-W	(inactive)						
01/07	Det-W <sup>2</sup>	(inactive)						
01/14	at SF-L <sup>1</sup>	(inactive)						

<sup>1</sup>NFC Divisional playoff; <sup>2</sup>NFC Championship

## DRAFT-ORDER TIES

Draft-order ties are resolved by the cumulative record of each team's opponents. The team with the weaker opponents receives drafting priority. Within a tied segment, non-playoff clubs are given priority over playoff clubs. For the teams that do make the postseason, there will be a reseeding based on how far they go in the playoffs. The losers of the wild-card contests will be seeded 21-24 based on their records. The losers of the divisional games will be slotted 25-28, and teams losing in the conference championship games will be picked No. 29 and No. 30. The Super Bowl loser will pick 31st, with the Super Bowl winner picking last at No. 32.



97

**DEFENSIVE TACKLE****HEIGHT: 6-4****WEIGHT: 341****NFL SEASON: 1****RAIDERS SEASON: 1****COLLEGE: MARYLAND****BORN: 12/22/86****ACQUIRED: FA-11**

Signed by Miami Dolphins as non-drafted free agent, April 30, 2010...Waived by Dolphins, Aug. 23, 2010...Claimed on waivers by Cleveland Browns, Aug. 24, 2010...Waived by Browns, Sept. 4, 2010...Signed by Browns to practice squad, Sept. 6, 2010...Signed by Browns to active roster, Dec. 21, 2010...Waived by Browns, Sept. 3, 2011...Signed by Oakland Raiders to practice squad, Dec. 19, 2011...Re-signed by Raiders as reserve/future free agent, Jan. 3, 2012.

**CAREER:** Defensive tackle with NFL experience, spent time on Raiders practice squad in 2011...Saw regular-season action with the Cleveland Browns in 2010.

**2011:** In training camp with Cleveland...Waived on 9/3...Signed to Raiders practice squad on 12/19.

**2010:** Spent 15 weeks on Browns practice squad after being claimed off waivers from Miami...Signed to active roster on 12/21, when Cleveland placed Scott Fujita and Eric Wright on injured reserve...(12/26) vs. BAL: Made NFL debut, starting at defensive end...Credited with one tackle...(1/2/11) vs. PIT: Inactive for regular-season finale.

**COLLEGE:** Played four years at Maryland...Totaled 54 tackles, two sacks and three fumble recoveries...Started all 12 games at defensive tackle as a senior, totaling 25 tackles, one sack and three fumble recoveries...

Tied for second in the ACC and tied for 15th in the nation in fumble recoveries, with 0.25 per game...Majoried in African-American history.

**PERSONAL:** Attended Riverdale Baptist High School in Marlboro, Md. ...Started playing football as a junior...Played defensive end and offensive tackle...Totaled 53 tackles and 16 sacks, and batted down two passes as a senior...Also lettered in basketball.

**AT A GLANCE**

- Made NFL debut late in 2010 season, starting at defensive end for Browns.
- In college, totaled 54 tackles, two sacks and three fumble recoveries at Maryland.
- Began playing football as a high-school junior, and had 16 sacks in two seasons before signing with Maryland.

**TRAVIS IVEY'S NFL STATISTICS**

Year	Team	GP	GS	TACKLES					Yds	INTERCEPTIONS					FUMBLES		
				Tot	Solo	Asst	Sk			No	Yds	Lg	TD	PD	FF	FR	Yds
2010	Cleveland	1	1	1	1	0	0.0	0.0		0	0	0	0	0	0	0	0

## SINGLE-GAME HIGHS AND CAREER MILE- STONES

**TACKLES:** Total - 1, vs. Bal., 12/26/10. Solo - 1, vs. Bal., 12/26/10.

**NFL debut:** vs. Bal., 12/26/10, with Browns. **First NFL start:** vs. Bal., 12/26/10, with Browns.

**100-YARD RECEIVING COMBINATIONS, RAIDERS HISTORY**

Player	Date	Opp	Rec	Yds	TD	Res	Player	Date	Opp	Rec	Yds	TD	Res
Tony Teresa	9/11/1960	HouO	6	116	1	L, 37-22	Mervyn Fernandez	10/2/1988	Cin	4	104	1	L, 45-21
Jack Larscheid	9/11/1960	HouO	5	105	1		Willie Gault	10/2/1988	Cin	4	102	0	
Billy Cannon	10/10/1964	NJY	6	110	0	L, 35-13	Mervyn Fernandez	12/18/1988	Sea	4	113	1	L, 43-37
Art Powell	10/10/1964	NJY	6	141	0		Willie Gault	12/18/1988	Sea	2	108	1	
Bo Robinson	10/16/1964	BosP	3	115	1	T, 43-43	Tim Brown	9/21/1987	NJY	10	153	1	L, 23-22
Art Powell	10/16/1964	BosP	7	121	2		James Jett	9/21/1987	NJY	5	140	2	
Billy Cannon	10/25/1964	Den	5	111	2	W, 40-7	Andre Rison	11/13/2000	Den	6	117	0	L, 27-24
Art Powell	10/25/1964	Den	9	152	2		Tim Brown	11/13/2000	Den	10	122	1	
Fred Biletnikoff	11/3/1968	KC	8	144	0	W, 38-21	Jerry Rice	12/8/2002	SD	7	113	0	W, 27-7
Warren Wells	11/24/1968	KC	6	125	1		Doug Jolley	12/8/2002	SD	6	104	0	
Fred Biletnikoff	11/24/1968	Cin	8	137	0	W, 34-0	Tim Brown	9/28/2003	SD	6	110	1	W, 34-31 (OT)
Warren Wells	11/24/1968	Cin	7	133	0		Jerry Rice	9/28/2003	SD	7	126	0	
Fred Biletnikoff	10/22/1973	Den	8	116	0	T, 23-23	Ronald Curry	11/28/2004	Den	6	110	1	W, 25-24
Mike Siani	10/22/1973	Den	3	116	1		Jerry Porter	11/28/2004	Den	6	135	3	
Morris Bradshaw	9/10/1978	SD	4	107	1	W, 21-20	Randy Moss	12/31/2005	NYG	7	116	2	L, 30-21
Dave Casper	9/10/1978	SD	5	100	1		Doug Gabriel	12/31/2005	NYG	8	100	1	
Todd Christensen	9/28/1986	SD	8	105	0	W, 17-13	Denarius Moore	1/1/2012	SD	3	101	0	L, 30-26
Dokie Williams	9/28/1986	SD	8	143	1		Barrius Heyward-Bey	1/1/2012	SD	9	130	1	



# RASHAWN JACKSON

# 38

**FULLBACK**  
**HEIGHT: 6-1**  
**WEIGHT: 240**

**NFL SEASON: 1**  
**RAIDERS SEASON: 1**  
**COLLEGE: VIRGINIA**  
**BORN: 1/15/87**  
**ACQUIRED: FA-12**

Signed by Carolina Panthers as non-drafted free agent, April 30, 2010...Waived by Panthers, Sept. 4, 2010...Re-signed by Panthers to practice squad, Sept. 6, 2010...Signed by Panthers to active roster, Dec. 22, 2010...Waived by Panthers, Aug. 31, 2011...Signed by Oakland Raiders as reserve/future free agent, Jan. 9, 2012.

**CAREER:** Fullback spent all or parts of the past two seasons with the Carolina Panthers...Saw regular-season action in 2010, playing in two games with one start...Does not have an NFL carry or reception.

**2011:** In training camp with Carolina...Waived on 9/1.

**2010:** Played in two games with one start for Carolina...Spent majority of season on practice squad...Signed to active roster on 12/22 after injury to FB Tony Fiammetta...(12/23) at PIT: Made NFL debut...(1/2/11) at ATL: Made first career start, at FB.

**COLLEGE:** Played in 46 career games with 15 starts at Virginia...Began career at linebacker before moving to fullback as a sophomore...Totaled 132 carries for 595 yards and two touchdowns, and 47 receptions for 347 yards and one touchdown...Played in 11 games with 10 starts as a se-

nior, when he led the Cavaliers with 461 rushing yards and two touchdowns on 96 carries...Ranked third on the team with 25 catches, for 222 yards...Played in 12 games with two starts as a junior...Gained 62 yards on 16 attempts...Posted 14 receptions for 79 yards...Played in 11 games with three starts as a sophomore...Carried 20 times for 72 yards, along with eight catches for 46

yards and one touchdown...Played in 12 games as a backup inside linebacker and on special teams as a redshirt freshman...Notched eight tackles...Sociology major...Attended St. Peter's Prep in Jersey City, N.J. ...Named Player of the Year by the Newark Star-Ledger as a senior...Led the county in scoring with 150 points on 25 touchdowns...Rushed for 938 yards on 91 carries...Also caught 11

passes for 113 yards...Named Jersey Journal all-county at linebacker after posting four sacks...Also participated in shot put on the track team.

## AT A GLANCE

- Made NFL debut, with two games and one start, late in the 2010 season with the Carolina Panthers.
- Played in 46 career games with 15 starts at Virginia, beginning his college career at linebacker before moving to fullback as a sophomore.
- Virginia's leading rusher with 461 yards on 96 carries as a senior in 2009. Also caught 47 passes in college.

## RASHAWN JACKSON'S NFL STATISTICS

Year	Team	GP	GS	Att	RUSHING				TD	RECEIVING				TD
					Yds	Avg	Lg			No	Yds	Avg	Lg	
2010	Carolina	2	1	0	0	-	-	-	0	0	0	-	-	0

## CAREER MILESTONES

NFL debut: at Pit., 12/23/10, with Panthers. First NFL start at Atl., 1/2/11, with Panthers.


## MOST CONSECUTIVE SEASONS WITH ONE TEAM, KICKER AND PUNTER, NFL-AFL HISTORY

No	Years	Kicker	Punter	Team
13	2000-12	Sebastian Janikowski	Shane Lechler	Oakland Raiders
11	1967-77	Jan Stenerud	Jerrel Wilson	Kansas City Chiefs





11



**KICKER**  
**HEIGHT: 6-1**  
**WEIGHT: 258**  
**NFL SEASON: 13**

**RAIDERS SEASON: 13**  
**COLLEGE: FLORIDA STATE**  
**BORN: 3/2/78**  
**ACQUIRED: D1-00**  
**PRO BOWLS: 1 (2011)**

Selected after junior season by Oakland Raiders in first round (17th overall) of 2000 NFL Draft, April 15, 2000...Signed first contract, July 22, 2000.

**CAREER:** A record-setting kicker with outstanding leg strength and accuracy, is the Raiders' all-time leading scorer with 1,271 points...Tied NFL record with a 63-yard field goal at Denver, 9/12/11...Tied an NFL single-game mark with three field goals of 50 yards or longer at Houston, 10/9/11...Set a team record with six field goals vs. Chicago, 11/27/11...Selected to first Pro Bowl in 2011...Set franchise record with 142 points in 2010...Also kicked the third-longest field goal in NFL history with a 61-yarder at Cleveland, 12/27/09...Received All-Pro recognition from Sports Illustrated in 2009...Has led the team in scoring in each of his 12 seasons...Has played in 188 games and seven postseason contests, including Super Bowl XXXVII...Owns the highest field-goal percentage in Raiders history at 79.6...Has made 293 of 368 FG attempts and is 392 of 395 (99.2 percent) on PATs...Has topped the century mark in scoring in six of his 12 professional seasons...Set an NFL record for longest overtime field goal, a 57-yarder vs. the Jets, 10/19/08...Also set a Raiders record with a 76-yard FG attempt vs. San Diego, 9/28/08...Tied an NFL record with four field goals in one quarter at Chicago, 10/5/03...Has kicked five field goals in a game three times; vs. Denver, 10/29/00; at Chicago, 10/5/03; and at Minnesota, 11/18/07...Set NFL single-game records with eight touchbacks and eight PATs at Denver, 10/24/10...Has made three or more field goals in a game 34 times, and has booted four or more 13 times...Just the fifth kicker ever drafted in the first round of the NFL Draft.

**2011:** Selected to first career Pro Bowl after another record-breaking season...Scored 129 points, marking the third-highest single-season total in franchise history...Good on 31-of-35 FG attempts, also the third-highest

single-season total in franchise history...Was a perfect 36-for-36 on PATs...Was 7-of-10 on FG attempts of more than 50 yards, his most successful kicks ever from that distance...Had a career-high 32 touchbacks...Named AFC Special Teams Player of the Month in both September and November...Earned AFC Special Teams Player of the Week honors following Week 1, Week 5 and Week 12...(9/12) at DEN: Kicked three field goals, matching the NFL record with a 63-yarder just before halftime...Named AFC Special Teams Player of the Week...(9/25) vs. NYJ: Hit 2-of-3 FG attempts, including a 54-yarder...Only miss was on a 56-yard attempt...(10/9) at HOU:

Kicked four field goals, including three from 50-plus yards to tie an NFL record...Field goals came from 54, 55, 50 and 42 yards, in emotional win one day after passing of owner Al Davis...Earned AFC Special Teams Player of the Week honors...(10/23) vs. KC: Inactive due to injury, missing first game since the 2001 season...(11/6) vs. DEN: Kicked a 48-yard field goal and added three extra points...(11/20) at MIN: Went 2-for-3 on FG attempts...Had FG attempt blocked for the first time since 2007...(11/27) vs. CHI: Set franchise record with six field goals, breaking his own record, five...Accounted for 19 of team's points in 25-20 victory...Field goals came from 40, 47, 42, 19, 37 and 44 yards out...(12/24) at KC: Went 3-for-4 on field goals, including a game-winner in overtime from 36 yards out...Only miss came on a 59-yard attempt...(1/1/12) vs. SD: Perfect on four FG attempts, including a 52-yarder.

**2010:** Set Raiders record with 142 points, snapping Jeff Jaeger's 1993 mark, 132...Hit 33-of-41 field goal attempts, both of which rank second on the Raiders' single-season list...Had 29 touchbacks to set a then-career high and

### AT A GLANCE

- Last name is pronounced jan-ah-COW-skee.
- Owns two of the top five longest field goals in NFL history.
- Has played in 188 games and seven postseason contests, including Super Bowl XXXVII.
- He is, along with Shane Lechler, one of only three duos in the NFL that have been with their original drafted team for more than 11 seasons.
- Raiders all-time leading scorer with 1,271 career points, and has led the team in scoring in each of his 12 seasons.
- Tied NFL record with a 63-yard field goal, at Denver in 2011.
- Also in 2011, tied an NFL single-game mark with three field goals of 50 yards or longer.
- Turned down various soccer contract offers to play football at Florida State, after playing just one season of high-school football.

# SEBASTIAN JANIKOWSKI

rank second in the NFL...Perfect on 43 PAT attempts ... (9/12) at TEN: Good on 2-of-3 FG attempts...Only miss was on a 53-yard attempt...(9/26) at ARI: Kicked three field goals on six attempts, including a 54-yarder in the first quarter...Tied a career high with six FG attempts ... (10/24) at DEN: Part of a record-breaking offensive performance, setting modern-day NFL records with eight PATs and eight touchbacks on kickoffs...(11/7) vs. KC: Kicked a 41-yard field goal with three seconds remaining in regulation to tie the game, then booted a 33-yard field goal in overtime to give the Raiders a 23-20 victory...(12/19) vs. DEN: Had first career punt attempt, in second quarter, booting a 33-yarder in place of an injured Shane Lechler...(12/26) vs. IND: Kicked four field goals, including 51 and 59-yarders.

**2009:** Played in all 16 games...Named All-Pro by Sports Illustrated...Led the team in scoring with 95 points...Good on 26 of 29 FG attempts, making 15 from 40 yards or longer...One of just two NFL kickers to make six field goals of 50 yards or longer...Set a then-franchise record with a 61-yard field goal...Converted all 17 PATs...Tied for sixth in the NFL with 17 touchbacks...(11/15) vs. KC: Missed first FG attempt of the season, from 47 yards, after converting first 13 kicks...(11/22) vs. CIN: Made 2-of-3 field goal attempts, including a 33-yarder to win the game at the end of regulation...Only miss was from 57 yards out...(12/13) vs. WAS: Was 2-for-3 on field goals (34 and 54)...Only miss was on a 66-yard attempt, the second-longest of his career...(12/20) at DEN: Good on field goals of 28 and 54 yards...Tied a season high with four touchbacks...(12/27) at CLE: Converted all three FG attempts, including a then-franchise-record 61-yarder at the end of the first half, then the third-longest in NFL history...Eclipsed previous career long of 57 yards, set in 2008...(1/3/10) vs. BAL: Kicked a 39-yard field goal that gave him 1,000 career points.

**2008:** Played in all 16 games...Led the team in scoring with 97 points...Made 24 of 30 FG attempts...Converted 25 of 26 PATs...Set a then-Raiders record with a 56-yard field goal, against the Chiefs...Broke his own franchise distance record and set an NFL mark for longest overtime field goal with a 57-yarder, against the Jets...Tied for second in the NFL with 22 touchbacks ...Also collected two special-teams tackles...(9/14) at KC: Made three field goals, including a then-Raiders record 56-yarder in the first quarter...(9/28) vs. SD: Good on 3-of-4 FG attempts, his only miss a 76-yarder, a Raiders record for longest attempt...(10/12) at NO: Went 1-for-3 on FG attempts...Misses came on attempts of 57 and 59 yards...(10/19) vs. NYJ: Made 3-of-4 attempts, including a career-long and then-Raiders record 57-yarder to win the game in OT...Attempt marked the longest overtime field goal in NFL history ...Named AFC Special Teams Player of the Week...(11/9) vs. CAR: Went 2-for-3 on FG attempts, and broke the Raiders career scoring record with a 45-yard FG in the third quarter, increasing his career points total to 865 and eclipsing the Raiders record of 863 set by Hall of Famer George Blanda.

**2007:** Played in all 16 games...Led the team in scoring with 97 points...Made 23-of-32 field goals...Perfect in PATs (28-for-28)...(9/9) vs. DET: Pushed a Detroit return man out of bounds on a kickoff...(9/23) vs. CLE: Made all four of his field goal attempts, including a 48-yard field goal in the fourth quarter that proved to be the difference ...(11/4) vs. HOU: Nearly connected on

a 64-yard attempt, which would've established the NFL record...(11/11) vs. CHI: Went 2-for-2 on field goal attempts, including a 52-yarder to give the Raiders a fourth-quarter lead...(11/18) at MIN: Went 5-for-5 on FG attempts, four of which were 42 yards or longer.

**2006:** Played in all 16 games...Led team in scoring for the seventh straight season, with 70 points...Connected on 18-of-25 FG attempts with a long of 55...Recorded three special-teams tackles...(11/12) vs. DEN: Good on two field goals, including a 55-yarder that tied his own Raiders record.

**2005:** Played in all 16 games...Led the team in scoring with 90 points...Connected on 20-of-30 FG attempts and was perfect on 30 PATs...Kicked off 70 times and put 22 in the end zone, with 11 touchbacks ...(10/2) vs. DAL: Made all four field goal attempts, including two of more than 40 yards...Kicked a season-long 49-yard field goal and counted for 13 points in a 19-13 victory...Earned AFC Special Teams Player of the Week honors...(10/30) at TEN: Connected on both FG attempts (22, 32) and was perfect on four extra points...Kicked off seven times, putting six into the end zone (four touchbacks), in 34-25 win...(11/6) at KC: Perfect on three FG attempts (32, 49 and 48), all in the first half...Kicked off six times...His "pooch" kicks helped limit Kansas City's return specialist to just 15.8 yards per return ...(11/20) at WAS: Kicked the game-winning field goal from 19 yards out in the fourth quarter.

**2004:** Played in all 16 games...Led the team in scoring for the fifth consecutive year, topping the century mark for the fourth time in five years (106 points)...Recorded the most accurate season of his career, connecting on 89.3 percent of his FG attempts (25-of-28), while going 31-for-32 on extra points...Kicked off 76 times, putting 27 into the end zone (12 touchbacks)...Also kicked two



game-winning field goals on the year... (9/19) vs. BUF: His 33-yard FG with 2:27 remaining proved to be the game-winner... Also recorded one tackle... (9/26) vs. TB: Kicked a 39-yard field goal, the 100th of his career ... (10/24) vs. NO: Scored a season-high 14 points, hitting all four field goals (28, 42, 44 and 40) and two PATs... Kicked off seven times and put three in the end zone with two touchbacks... (11/7) at CAR: Perfect on two FG attempts, connecting from 26 yards in the first quarter and on a game-winning 19-yarder with just six seconds left in the game... (12/12) at ATL: Connected on a season-long 52-yard field goal in the first quarter, his longest since making a then-career long 55-yarder on 11/2/03 at Detroit... (12/19) vs. TEN: Connected on his only field goal attempt (42 yards) in the fourth quarter and was perfect on five PATs... Kicked off seven times, putting a season-high four into the end zone, with two touchbacks... (12/25) at KC: Perfect on three FG attempts (40, 45 and 46)... The 46-yarder put the Raiders ahead, 30-28, with just 1:03 left.

**2003:** Played in all 16 games and led the team in scoring with 94 points... Converted 88 percent (22-for-25) of FG attempts ... (9/14) vs. CIN: Converted all three FG attempts (26, 39 and 40), including the game-winner... (10/5) at CHI: Converted on 5-of-6 field goal attempts, tying a personal franchise best for field goals made and attempted... Made field goals from 32, 33, 36, 39 and 49 yards with one blocked... Missed his first PAT of his career, snapping a streak of 147 straight... (11/2) at DET: Converted 2-of-3 FG attempts, including a then-franchise-record 55 yards.

**2002:** Played in all 16 games and scored 128 points, the third-highest total in team history and first in the AFC... Posted career highs in FG attempts with 33 and field goals made with 26... Also set then-career highs in kickoffs (97), kickoffs into the end zone (48) and touchbacks (22)... His touchback total led the NFL... Finished the season by making 18 of his last 20 field goals ... (9/29) vs. TEN: Had nine kickoffs with seven going into the end zone, and six touchbacks... (10/6) at BUF: Had eight kickoffs, with six going into the end zone, and five touchbacks... (10/27) at KC: Had a 44-yard attempt blocked, the first of his career ... (12/2) vs. NYJ: Converted four field goal attempts (23, 29, 36 and 48 yards)... Postseason: (1/12/03) vs. NYJ: Converted 3-of-4 FG attempts (29, 31 and 34) in AFC Divisional playoff ... (1/19/03) vs. TEN: Connected on both FG attempts, from 32 and 43 yards, in AFC Championship... Made all five PATs ... Super Bowl XXXVII (1/26/03) vs. TB: Made only FG attempt, from 40 yards out.

**2001:** Played in 15 games, missing the final regular-season contest... Had 111 points to lead the team... Connected on 23-of-28 FG attempts, the most successful attempts by a Raider since Cole Ford hit 24 in 1996... Earned AFC Special Teams Player of the Month in September... Converted all 42 PATs to rank first in the AFC and fourth in the NFL ... Had 12 touchbacks, tied for second in the NFL ... (9/9) at KC: Connected on a game-winning 31-yarder with 15 seconds remaining ... Connected from 37 yards with 2:22 remaining, a game-winning kick...

(12/15) at SD: Kicked a game-winning 31-yard field goal with 1:11 remaining... Postseason: (1/12/02) vs. NYJ: Connected on all three field goal attempts (21, 41 and 45) in AFC Wild Card game... (1/19/02) at NE: Connected on two field goals, from 38 and 45 yards, in snowy AFC Divisional Playoff game.

**2000:** As a rookie, had a team-high 112 points to rank fifth in the AFC and ninth in the NFL... The 112 points were the most scored by a Raider since 1993 (Jeff Jaeger, 132)... Had 14 touchbacks, good for second in the NFL... Connected on 22-of-32 field goals... Tied for first in the AFC by making a then-career long 54-yard field goal... Connected on all 46 PATs, most by a Raider since 1983 (Chris Bahr, 51) ... (9/10) at IND: Made first career FG, from 24 yards out... (10/15) at KC: Kicked a game-winning 43-yard field goal... (10/29) at SD: Connected on five field goals, tying Jaeger's franchise record... Converted on a 54-yarder to tie George Fleming (10/1/61) and Jaeger (10/4/92) for then longest in club history... Also connected on a 24-yarder that proved to be the game-winner... Postseason: (1/6/01) vs. MIA: Connected on 2-of-3 field goals, from 33 and 36 yards, in the AFC Divisional playoff... (1/14/01) vs. BAL: Connected on a 24-yard field goal in AFC Championship.

**COLLEGE:** In only three seasons at Florida State, finished ranked second on the school's career scoring list with 324 points... A consensus first-team All-American in 1999... Won a pair of Lou Groza Awards, given to the nation's top kicking specialist, after his sophomore and junior seasons... As a junior, led the team in scoring with 116 points, the third-highest season total in school history... Connected on 23 of 30 field goals and all 47 PAT attempts... As a sophomore, garnered All-America recognition from the Associated Press, Football Writer's Association and Football News... Set school and ACC records with 27 field goals in a season... Made 27 of his 32 attempts (84.4 percent) ... Led the nation with an average of 2.25 field goals per game ... As a freshman in 1997, led the Seminoles in scoring with 85 points... General studies major.

**PERSONAL:** Played just one year of high-school football, his senior season at Seabreeze High School in Daytona Beach, Fla. ... Nailed a career-long 60-yarder against Palatka, which was also the second-longest field goal in state history... Also hit field goals from 56, 53 and 51 yards... Had just two kickoffs returned, and 80 percent went through the end zone... First-team All-USA selection (USA Today) and also earned All-America accolades... Selected to play in the Florida-Georgia All-Star Game ... Scored a state record 69 goals as a senior for the school's soccer team... Former member of the Polish national under-17 soccer team... Turned down various soccer contract offers in South America to enroll at Florida State.

### LONGEST FIELD GOAL, NFL HISTORY

63 Tom Dempsey, NO  
Jason Elam, Den.  
Sebastian Janikowski, Oak.

vs. Det.  
vs. Jac.  
at Den.  
Nov. 8, 1970  
Oct. 25, 1998  
Sept. 12, 2011

62 Matt Bryant, TB  
61 Sebastian Janikowski, Oak.

vs. Phi.  
at Cle.  
Oct. 22, 2006  
Dec. 27, 2009





# SEBASTIAN JANIKOWSKI

## SEBASTIAN JANIKOWSKI'S NFL STATISTICS

### SCORING

Year	Team	GP	FG	Field Goals				PAT				Points
				FGA	Pct	Lg	Blk	XP	XPA	Pct	Blk	
2000	Oakland	14	22	32	68.8	54	0	46	46	100.0	0	112
2001	Oakland	15	23	28	82.1	52	1	42	42	100.0	0	111
2002	Oakland	16	26	33	78.8	51	2	50	50	100.0	0	128
2003	Oakland	16	22	25	88.0	55	1	28	29	96.6	0	94
2004	Oakland	16	25	28	89.3	52	0	31	32	96.9	1	106
2005	Oakland	16	20	30	66.7	49	1	30	30	100.0	0	90
2006	Oakland	16	18	25	72.0	55	0	16	16	100.0	0	70
2007	Oakland	16	23	32	71.9	54	1	28	28	100.0	0	97
2008	Oakland	16	24	30	80.0	57	0	25	26	96.2	1	97
2009	Oakland	16	26	28	89.7	61	0	17	17	100.0	0	95
2010	Oakland	16	33	41	80.5	59	0	43	43	100.0	0	142
2011	Oakland	15	31	35	88.6	63	2	36	36	100.0	0	129
NFL totals (12 years)		188	293	368	79.6	63	8	392	395	99.2	2	1,271

### POSTSEASON SCORING

Year	Team	GP	FG	Field Goals				PAT				Points
				FGA	Pct	Lg	Blk	XP	XPA	Pct	Blk	
2000	Oakland	2	3	4	75.0	36	0	3	3	100.0	0	12
2001	Oakland	2	5	5	100.0	45	0	4	4	100.0	0	19
2002	Oakland	3	6	7	85.7	43	0	8	8	100.0	0	26
Postseason		7	14	16	87.5	45	0	15	15	100.0	0	57

### FIELD GOALS

Year	Team	1-19		20-29		30-39		40-49		50+		Pct
		1-19	Pct	20-29	Pct	30-39	Pct	40-49	Pct	50+	Pct	
2000	Oakland	1/1	100.0	6/6	100.0	6/7	85.7	8/14	57.1	1/4	25.0	
2001	Oakland	0/0	-	7/7	100.0	9/10	90.0	8/9	88.7	1/2	50.0	
2002	Oakland	0/0	-	10/11	90.9	7/8	87.5	7/12	58.3	2/2	100.0	
2003	Oakland	0/0	-	6/6	100.0	6/6	100.0	9/10	90.0	1/3	33.3	
2004	Oakland	1/1	100.0	7/7	100.0	7/8	87.5	8/10	80.0	2/2	100.0	
2005	Oakland	1/1	100.0	7/8	87.5	5/6	83.3	7/12	58.3	0/3	0.0	
2006	Oakland	1/1	100.0	2/3	66.7	9/11	81.8	3/3	100.0	3/7	42.9	
2007	Oakland	0/0	-	4/4	100.0	6/7	85.7	7/10	70.0	6/11	54.5	
2008	Oakland	0/0	-	11/11	100.0	8/8	100.0	2/4	50.0	3/7	42.9	
2009	Oakland	0/0	-	3/3	100.0	8/8	100.0	9/10	90.0	6/8	75.0	
2010	Oakland	0/0	-	8/8	100.0	13/14	92.9	8/12	66.7	4/7	57.1	
2011	Oakland	1/1	100.0	8/8	100.0	5/5	100.0	10/11	90.9	7/10	70.0	
NFL totals (12 years)		5/5	100.0	79/82	96.3	89/98	90.8	84/117	71.8	36/66	54.5	

### PLAYOFF FIELD GOALS

Year	Team	1-19		20-29		30-39		40-49		50+		Pct
		1-19	Pct	20-29	Pct	30-39	Pct	40-49	Pct	50+	Pct	
2000	Oakland	0/0	-	1/1	100.0	2/2	100.0	0/0	-	0/1	0.0	
2001	Oakland	0/0	-	1/1	100.0	1/1	100.0	3/3	100.0	0/0	-	
2002	Oakland	0/0	-	1/2	50.0	3/3	100.0	2/2	100.0	0/0	-	
Postseason		0/0	-	3/4	75.0	5/5	100.0	5/5	100.0	0/1	0.0	

### KICKOFFS

Year	Team	No	Ret	OSK	TB	TB Pct
2000	Oakland	82	67	0	14	17.1
2001	Oakland	82	69	0	12	14.6
2002	Oakland	97	74	0	22	22.7
2003	Oakland	66	57	0	7	10.6
2004	Oakland	76	62	1	12	15.8
2005	Oakland	67	53	2	11	16.4
2006	Oakland	50	41	1	7	14.0
2007	Oakland	67	42	2	22	32.8
2008	Oakland	67	43	2	22	32.8
2009	Oakland	58	41	0	17	29.3
2010	Oakland	93	61	1	29	31.2
2011	Oakland	80	46	2	32	40.0
NFL totals (12 years)		885	656	11	207	23.4
Postseason		40	38	0	2	5.0

ADDITIONAL STATISTICS: Punting — 1-33, vs. Den., 12/19/10. Special-teams tackles — 3 in 2001, 3 in 2002, 1 in 2003, 2 in 2004, 4 in 2006, 2 in 2007, 2 in 2008, 1 in 2009; NFL total: 18.

### KICK BY KICK

2000:	(41N) (50N,24G) (19G,49N) (37G,31G) (23G,35G,41N,35N) (47N,59N,47G,43G) (32G) (40G,40G,54G,29G,42N,24G) ( ) ( ) (49G) (24G,35G) (40G,42G,44N) (32G) (25G,50N) (42G)
Postseason:	(36G,33G,50N) (24G)
2001:	(43G,42G,36G,31G) (42G,25G,45G) (20G) ( ) (39G,42G,59N,37G) (42G,32G) (31G) (52G,37G) (24G,25G) ( ) (41N,24G) ( ) (20G,31G) (40N,35G,33N,42N) (28G) ( )
Postseason:	(21G,41G,45G) (36G,45G)
2002:	(27G) (41G,45G,49N,27G) (28G) ( ) (43G,32G,35N) (27N,48N) (44G,32G) (42G,23G) (47G,32G) (39G,49N,28G) (37G,51G) (23G,49G,36G,29G) (51G,49N,20G) (28G,36G,45G) ( ) (27G)
Postseason:	(29G,20N,34G,31G) (49G,32G) (40G)
2003:	(47G,47G) (40G,28G,39G) (41G) (23G,46G) (38G,36G,32G,33G,47G,49G) ( ) (27G) (55N,55G,24G) (27G) (52N) (41G) (46G,49G) ( ) (37G,23G)
2004:	(28G,38G) (21G,33G) (23G,40G,49N,39G) (35N,50G) ( ) (35G) (28G,42G,44G,40G) ( ) (28G,19G) (31G) (48N) (27G,38G) (52G) (42G) (40G,45G,46G) (35G,27G)
2005:	(43N) (29G,50N) (49N,28G,26G,37N) (30G,23G,49G,43G) ( ) (25G) (22G,32G) (32G,49G,46G) (45G) (30G,45N,25G,19G) ( ) (37G,61N) (42G,29N) (51N,48G) (43G)
2006:	( ) (34G,51G) ( ) (33G,36G) (54N,47G) (19G,49N,38G) (51G,22G) (49N,29G,45G,38G) (29G,38G) (20G,25G,20G) (24G) (37G,35N) ( ) (41N,42G,47G,39G) ( ) (24G,34G) (29G,44N,28G) (35G,22G,36G)
2007:	(50N,46N,57N) (38G,52N) (32G,22G,23G,48G) ( ) ( ) (37G) (50G,43G,54G) (49N,22G) (37G,52G) (42G,30G,42G,48G,52G) (25G,54G) (58N,38G,35N,44G) (44N) ( ) (41G) (49N,53G)
2008:	( ) (58G,25G,40G) (23G,35G,32G) (22G,28G,76N,32G) (24G,57N,58N) (29G,40N,37G,57G) (22G) ( ) (38G,45G,58N) (21G,46N,37G) (28G) (25G,51G) ( ) ( ) (33G,30G) (25G) ( ) (37G,35G) (48G,54G) (48G) (46G,33G) ( ) (29G,46G) ( ) (40G,41G,28G) (50G,45N) (57N,52G,33G) ( ) (40G,43G) (34G,66N,54G) (54G,28N) (44G,34G,61G) (37G,38G)
2009:	(34G,30G,53N) (40N,38G,41G,22G) (22G,54G,41N,23G,58N,32N) (38G) (50G,30G) (27G,24G,40G) (31G) (51G,38G,45N,22G,49G) (47N,23G,41G,33G) (41G) (30G) ( ) (26G) (49G,38G,47G) (59G,38G,54N,51G,45G) (38G)
2010:	(37G,21G,63G) ( ) (59N,54G,49G) (28G,28G) (54G,55G,50G,42G) (49G) ( ) (40G) (23G) (29G,28G,48G) (40G,47G,42G,19G,37G,44G) ( ) ( ) (46G,51G,65G) (28G,59N,31G,36G) (52G,43G,27G,32G)
2011:	

### SINGLE-GAME HIGHS AND CAREER MILESTONES

FIELD GOALS: Attempted — 6, four times; last: vs. Chi., 11/27/11. Made — 6, vs. Chi., 11/27/11. Long — 63, at Den., 9/12/11. Longest attempted — 76, vs. SD, 9/28/00.

EXTRA POINTS: Attempted — 8, at Den., 10/24/10. Made — 8, at Den., 10/24/10.

KICKOFFS: Most — 10, at Den., 10/24/10. Touchbacks — 8, at Den., 10/24/10.

NFL debut: vs. SD, 9/3/00. First NFL field goal: at Ind., 9/10/00. 1,000th career point: vs. Bal., 1/3/10.

### MOST FG, 50-PLUS YARDS, NFL HISTORY

3	Morten Andersen, Atl.	vs. NO	Dec. 10, 1995	(25) (51) (55) (55)
	Neil Rackers, Ari.	vs. Sea.	Oct. 24, 2004	(55) (55) (50)
	Sebastian Janikowski, Oak.	at HouT	Oct. 9, 2011	(54) (55) (50) (42)



22

**RUNNING BACK****HEIGHT: 6-0****WEIGHT: 197****NFL SEASON: 2****RAIDERS SEASON: 2****COLLEGE: EASTERN WASHINGTON****BORN: 7/26/88****ACQUIRED: D4b-11**

Selected after junior season by Oakland Raiders as second of two fourth-round selections (125th overall) in 2011 NFL Draft, April 30, 2011...Signed first contract, July 31, 2011.

**CAREER:** Playmaking running back with outstanding speed, saw first pro action last season...Played in 10 games, seeing time at running back and kick returner.

**2011:** Played in 10 games as a rookie...Totaled 16 carries for 73 yards...Added two receptions for 25 yards...Returned eight kickoffs for 165 yards...Posted six special-teams tackles...Inactive due to hamstring injury for final six games of the season...(9/12) at DEN: Made NFL debut, on special teams...(9/18) at BUF: Had first career carry, for 4 yards, the second snap of a 14-play, 71-yard touchdown drive...(9/25) vs. NYJ: Had an 8-yard rush...Made first career reception, on a pass from Jason Campbell for minus-5 yards...(10/23) vs. KC: Rushed for a season-long 14 yards on a first-quarter carry...Registered a 30-yard reception on a pass from Carson Palmer in the fourth quarter...(11/10) at SD: Had three rushing attempts for 19 yards on a second-quarter FG drive...(11/20) at MIN: Had two carries for 3 yards.

**COLLEGE:** Played in 31 career games at running back and cornerback at Eastern Washington...Led Eagles to a 13-2 record and the 2010 NCAA FCS national championship as a junior, his final college campaign...Named the Big Sky Conference Offensive Player of the Year in 2010...Finished his career ranked fourth in school history with 2,995 rushing yards on 383 carries and 29 touchdowns...Also caught 64 passes for 903 yards and seven touchdowns...Returned 50 kickoffs for 1,134 yards (22.8 avg.) and one touchdown...Added 29 yards on six punt returns...Had 5,021 all-purpose yards to rank second in Eagles history...Set the school record with an average of 161.9 all-purpose yards per game, and scored 37 career touchdowns, the third-highest total in program history...Averaged 123.1 rushing yards per game to rank second in school annals...Recorded 56 tackles (35 solo) on defense with four passes defended and two blocked kicks...A consensus All-America selection, named the Phil Steele NCAA FCS Offensive Player of the Year as a junior...Led the conference and ranked second in the nation with 145.1 rushing yards per game and 201.7 all-

purpose yards per contest...Rushed for 1,742 yards on 221 carries to rank third on the school's single-season list...Also recorded 24 receptions for 342 yards and three touchdowns...Totaled 2,241 all-purpose yards...Had a string of seven straight 100-yard rushing games to close out his career...As a sophomore, earned third-team All-America honors from the NFL Draft Report, Associated Press and the Sports Network...Also named first-team All-Big Sky Conference...Saw action in 12 games with 10 starts...Totaled 1,213 rushing yards on 162 carries with 15 touchdowns...Also ranked third on the team with 40 receptions for 561 yards and three touchdowns...Returned 28 kickoffs for 571 yards (20.4 avg.)...Led the Big Sky and ranked second in the nation with an average of 195.4 all-purpose yards per game...Rushed for at least 100 yards in seven contests...Played in seven games with four starts at cornerback as a redshirt freshman...

Recorded 54 tackles (33) with a pair of stops for losses...Also recorded four passes defended and blocked two kicks...Returned seven kickoffs for 254 yards including a 93-yard touchdown against Northern Colorado...Interdisciplinary liberal arts major.

**PERSONAL:** Attended Deer Valley High School in Antioch, Calif., 45 miles from the O.co Coliseum...Named the

Contra Costa Times Player of the Year and also earned first-team all-metro honors from the San Francisco Chronicle...Selected MVP of the Bay Valley Athletic League...As a senior, started at both tailback and cornerback...Set the school's single-season record with 19 touchdowns...Rushed for 1,466 yards (9.3 avg.) and 13 touchdowns...Also scored three receiving touchdowns and two touchdowns on punt returns...Three of his six catches went for touchdowns...On defense, had 37 tackles with a sack and three interceptions...Returned one interception for a score...Led team to a 10-0 regular-season record and program's first league title...In April of 2012, made appearance at the Oakland Boys and Girls Club...Volunteered at the High School Player Development event in Oakley in May 2012...Served as a celebrity judge for 95.7 The Game's Lucky Break contest in 2012.

### AT A GLANCE

- Played in 10 games as a rookie, totaling 16 carries for 73 yards.
- Returned eight kickoffs for 165 yards, while posting six special teams tackles (five solo).
- In college, named the nation's 2010 Offensive Player of the Year on a team that captured the FCS national championship.
- Earned Player of the Year honors as a senior at Deer Valley High School in Antioch, Calif., 45 miles from the Raiders' home stadium.

# TAIWAN JONES

## TAIWAN JONES' NFL STATISTICS

Year	Team	GP	GS	RUSHING					RECEIVING				
				Att	Yds	Avg	Lg	TD	No	Yds	Avg	Lg	TD
2011	Oakland	10	0	16	73	4.6	14	0	2	25	12.5	30	0

ADDITIONAL STATISTICS: Special-teams tackles – 6 in 2011. Special-teams fumble recoveries – 2 in 2011. Fumbles – none.

## 2011, OAKLAND

Date	Opp	GP	GS	RUSHING					RECEIVING				
				Att	Yds	Avg	Lg	TD	No	Yds	Avg	Lg	TD
09/12	at Den-W	1	0	0	0	-	-	-	0	0	-	-	-
09/18	at Buf-L	1	0	1	4	4.0	4	0	0	0	-	-	-
09/25	NYJ-W	1	0	1	8	8.0	8	0	1	-5	-5.0	-5	-
10/02	NE-L	1	0	0	0	-	-	-	0	0	-	-	-
10/09	at Hou-W	1	0	0	0	-	-	-	0	0	-	-	-
10/16	Cle-W	1	0	0	0	-	-	-	0	0	-	-	-
10/23	KC-L	1	0	3	18	6.0	14	0	1	30	30.0	30	0
11/06	Den-L	1	0	2	1	0.5	2	0	0	0	-	-	-
11/10	at SD-W	1	0	7	39	5.6	12	0	0	0	-	-	-
11/20	at Min-W	1	0	2	3	1.5	2	0	0	0	-	-	-
11/27	Chi-W	(inactive – hamstring)											
12/04	at Mia	(inactive – hamstring)											
12/11	at GB-L	(inactive – hamstring)											
12/18	Det-L	(inactive – hamstring)											
12/24	at KC-W	(inactive – hamstring)											
01/01	SD-L	(inactive – hamstring)											
11 TOTALS		10	0	16	73	4.6	14	0	2	25	12.5	30	0

## SINGLE-GAME HIGHS AND CAREER MILESTONES

RUSHING: Attempts – 7, at SD, 11/10/11. Yards – 39, at SD, 11/10/11. Long – 14, vs. KC, 10/23/11.

RECEIVING: Receptions – 1, twice; last: vs. KC, 10/23/11. Yards – 30, vs. KC, 10/23/11. Long – 30, vs. KC, 10/23/11.

NFL debut: at Den, 9/12/11.

## SPECIAL-TEAMS TOUCHDOWNS, All-TIME

10/9/1960	at DalT	J.D. Smith	98 kick return	12/13/1998	at Buf	Desmond Howard	75 punt return
9/30/1962	SD	Bo Roberson	87 kick return	1/2/2000	at KC	Kenny Shedd	20 blocked punt return
11/3/1963	KC	Claude Gibson	85 punt return	9/17/2000	Den	Randy Jordan	3 blocked punt return
12/22/1963	HouO	Claude Gibson	85 punt return	11/26/2000	Atl	David Dunn	88 kick return
9/12/1965	KC	Claude Gibson	58 punt return	11/11/2001	at Sea	Terry Kirby	90 kick return
9/15/1968	Buf	George Atkinson	86 punt return	12/9/2001	KC	Tim Brown	88 punt return
10/13/1968	SD	George Atkinson	82 punt return	9/15/2002	at Pit	Terry Kirby	96 kick return
9/20/1970	at Cin	Alvin Wyatt	63 punt return	9/29/2002	Ten	Phillip Buchanon	83 punt return
9/16/1973	at Min	George Atkinson	63 punt return	9/29/2002	Ten	Terry Kirby	79 punt return
9/22/1975	at Mia	Harold Hart	102 kick return	1/26/2003	vs. TB	*Eric Johnson	13 blocked punt return
10/25/1979	SD	Ira Matthews	104 kick return	11/9/2003	NYJ	Phillip Buchanon	78 punt return
11/9/1980	Cin	Art Whittington	90 kick return	12/28/2003	at SD	Doug Gabriel	85 kick return
12/21/1980	at NYG	Derrick Jensen	33 kick return	12/28/2003	at SD	Phillip Buchanon	80 punt return
12/7/1981	Pit	Ted Watts	52 punt return	11/16/2008	at Mia	Johmnie Lee Higgins	93 punt return
10/2/1983	at Was	Greg Pruitt	97 punt return	11/23/2008	at Den	Johmnie Lee Higgins	89 punt return
1/22/1984	vs. Was	*Derrick Jensen	0 blocked punt return	12/4/2008	at SD	Justin Miller	92 kick return
12/10/1984	at Det	Cle Montgomery	69 punt return	12/14/2008	NE	Justin Miller	91 kick return
11/20/1986	at SD	Jerry Robinson	2 blocked punt return	12/21/2008	Hou	Johmnie Lee Higgins	80 punt return
11/30/1986	Phi	Fulton Walker	70 punt return	10/10/2010	SD	Hiram Eugene	5 blocked punt return
10/12/1987	at Den	Rick Calhoun	55 punt return	11/7/2010	KC	Jacoby Ford	94 kick return
4/9/1988	SD	Tim Brown	97 kick return	11/28/2010	Mia	Jacoby Ford	101 kick return
11/24/1991	at Cin	Tim Brown	75 punt return	12/26/2010	Ind	Jacoby Ford	99 kick return
12/6/1992	KC	Elvis Patterson	0 blocked punt return	10/16/2011	Cle	Jacoby Ford	101 kick return
12/12/1993	Sea	Tim Brown	74 punt return	10/16/2011	Cle	Kevin Boss	35 fake FG rec
10/22/1995	Ind	Napoleon Kaufman	84 kick return				
11/15/1998	Sea	Desmond Howard	63 punt return				

\*-postseason game





93

**DEFENSIVE TACKLE****HEIGHT: 6-6****WEIGHT: 325****NFL SEASON: 9****RAIDERS SEASON: 9****COLLEGE: MISSISSIPPI STATE****BORN: 12/27/80****ACQUIRED: FA-04**

Signed by Oakland Raiders as non-drafted free agent, April 30, 2004...Re-signed by Raiders as exclusive-rights player, July 25, 2006...Placed on reserve/injured (knee), Oct. 31, 2007...Signed new contract, Feb. 28, 2007...Signed new contract, Feb. 29, 2008...Signed new contract, Feb. 17, 2009.

**CAREER:** Durable defensive lineman, has emerged as an elite NFL player...Named a Pro Bowl alternate in each of the last two seasons...Has played in 113 games with 101 starts in eight seasons since joining the Silver and Black as an undrafted rookie free agent...Career totals include 374 tackles (264 solo), 33 sacks, nine forced fumbles, two fumble recoveries, one interception and 14 passes defended.

**2011:** Started all 16 games for the fourth straight season and the fifth time in his career...Named a Pro Bowl alternate for second straight campaign...Led team with a career-high 7½ sacks...Also recorded first career interception...Posted 41 tackles (27 solo), five passes defended, two forced fumbles and nine hurries... (9/12) at DEN: Sacked Kyle Orton in the fourth quarter with Oakland protecting a 23-13 lead, in eventual win... (9/25) vs. NYJ: Played in 100th career game...Shared a 9-yard sack with Jarvis Moss in fourth quarter of 34-24 win... (10/9) at HOU: Sacked Matt Schaub in fourth quarter, setting up an Oakland TD in 24-17 win... (10/23) vs. KC: Tied a season-high with four tackles (two solo)... (11/10) at SD: On the game's final play, sacked Philip Rivers, forcing a fumble recovered by Lamarr Houston to seal a 24-17 win... (11/20) at MIN: Instrumental in 27-21 win, had outstanding all-around effort, recording first career interception, two sacks and a career-best two pass deflections...Picked off Christian Ponder's third-quarter pass, setting up a FG, then sacked the QB with less than two minutes left in the game, forcing a desperation fourth-and-8 incompleting that iced Oakland's victory...Earlier, sacked Ponder in the first stanza... (12/4) at MIA: Notched a pass defended in a fourth straight game... (12/11) at GB: Sacked Aaron Rodgers for a 6-yard loss in the second quarter...

(12/18) vs. DET: Dropped Matthew Stafford, forcing a fourth-quarter fumble returned by Aaron Curry for a touchdown, giving Oakland a 27-14 lead... (12/24) at KC: Made 100th career start.

**2010:** Started all 16 games...Named Pro Bowl alternate...Established a career high with seven sacks, including a QB takedown in five straight games...Added 60 total tackles (38 solo) ... (10/10) vs. SD: Credited with ½ sack, combining with Richard Seymour to floor Philip Rivers in third quarter of eventual 34-27 win... (10/17) at SF: Totaled a season-high five solo tackles, including third-quarter sack of Alex Smith... (10/24) at DEN: Sacked Kyle Orton to set up insurmountable second-and-28 in third quarter of big win... (10/31) vs. SEA: Sacked Matt Hasselbeck in the first quarter, then shared a fourth-quarter sack with Kamerion Wimbley

to keep Seattle from getting back into an eventual Oakland triumph... (11/7) vs. KC: Extended his sacks streak to five games, getting to Matt Cassel for a 9-yard loss in the third quarter ... (11/28) vs. MIA: Recorded a season-high seven tackles (five solo)... Shared a third-down sack with Desmond Bryant, forcing a fourth-quarter punt... (12/19) vs. DEN: Combined with Matt Shaughnessy on a first-

quarter Tim Tebow sack, setting up a third-and-24.

**2009:** Started all 16 games ... Totaled 55 stops (37 solo), one sack, six tackles for loss, four hurries and two passes defended... (10/4) at HOU: Set a career high with 13 total tackles (nine solo)... (11/15) vs. KC: Dropped Matt Cassel in first quarter.

### AT A GLANCE

- Named a Pro Bowl alternate in each of the last two seasons.
- Has played in 113 games with 101 starts, having started 64 consecutive games entering 2012.
- A dominating force on the Raiders' front since 2004, after signing as a non-drafted free agent, has 33 sacks.
- Played just one year of high-school football.

## TOMMY KELLY

**2008:** One of six Raiders to start all 16 games... Ranked third on the team with 4½ sacks, among 55 tackles (31 solo)... Added eight hurries ... (10/19) vs. NYJ: With Oakland guarding 13-10 lead and just over two minutes remaining, sacked Brett Favre deep in Jets territory, setting up a third-and-18 interception in eventual Oakland OT victory... (11/2) vs. ATL: Racked up a season-high seven tackles (four solo)... (11/9) vs. CAR: Sacked Jake Delhomme in first quarter... (11/16) at MIA: Sacked Chad Pennington in first quarter and shared second-quarter sack with S Gibril Wilson... (11/30) vs. KC: With Oakland down 20-10, sacked Tyler Thigpen to force a fourth-quarter punt, setting up a field goal.

**2007:** Played in seven games, starting six, before suffering season-ending knee injury in late October... Recorded one sack and one pass defended... Missed the final nine games, on injured reserve... (9/23) vs. CLE: Blocked Phil Dawson's game-winning FG attempt as time expired to guarantee Oakland's first win... (9/30) at MIA: Sacked Trent Green in second quarter ... (10/28) at TEN: Sustained a knee injury.

**2006:** Combined at DT and DE to start all 16 games... Totaled 3½ sacks and three pass defended, and forced a fumble ... (10/29) vs. PIT: Against defending Super

Bowl champions, forced a third-quarter punt by sacking Ben Roethlisberger with Oakland ahead 13-6 in eventual 20-13 victory... (11/6) at SEA: Recorded a season-high 10 tackles (nine solo)... (11/26) at SD: Shared a first-quarter Philip Rivers sack with Derrick Burgess, helping to force eventual Chargers punt... (12/3) vs. HOU: Patiently pursued David Carr before sacking him and forcing a fumble that the QB recovered, eliminating Houston's ability to score just before halftime.

**2005:** Played in all 16 games with 12 starts, eight at DE and four at DT... Recorded 46 tackles (36 solo), with 4½ sacks, three forced fumbles and a pass defended... Began season primarily at DE, moving inside on passing downs, but saw increased time at DT late in year... Also saw action on special teams ... (11/6) at KC: In dominating performance, tied a franchise record with a career-high three sacks, along with two forced fumbles... On an opening-series sack, set up a field goal by forcing a Trent Green fumble recovered by Derrick Burgess... Again stripped Green on an 11-yard sack in third quarter, forcing a Chiefs punt... Third sack of Green

## CAREER SACKS BY QB

Trent Green	4.0
Philip Rivers	3.0
Matt Cassel	2.0
Jake Delhomme	2.0
Kyle Orton	2.0
Christian Ponder	2.0
Ben Roethlisberger	2.0
Matt Hasselbeck	1.5
Chad Pennington	1.5
Drew Brees	1.0
Aaron Brooks	1.0
David Carr	1.0
Brett Favre	1.0
Eli Manning	1.0
Aaron Rodgers	1.0
Matt Schaub	1.0
Alex Smith	1.0
Matthew Stafford	1.0
Tyler Thigpen	1.0
Billy Volek	1.0
Gus Frerotte	0.5
Chad Henne	0.5
Mark Sanchez	0.5
Tim Tebow	0.5
Totals (24 QB)	33.0



came on KC's final drive, with less than 30 seconds left and Oakland leading 23-20, but a Raiders penalty preserved the drive in eventual heart-pulverizing loss... (11/20) at WAS: Stripped Clinton Portis on a first-quarter carry deep in 'Skins territory; takeaway, recovered by Stuart Schweigert, set up field goal in eventual 16-13 road win... (11/27) vs. MIA: Split a second-quarter sack of Gus Ferrote with Jarrod Cooper, forcing a punt in a tie game... (12/24) at DEN: Recorded a season-high seven tackles (four solo)... (12/31) vs. NYG: In season finale, sacked Eli Manning to force a third-quarter punt with Oakland down 20-14.

**2004:** Played in 10 games with three starts at DT... Inactive for first six games... Still led team with four sacks as rookie... Three of his sacks came in initial three NFL games... Also recorded one pass defended, three forced fumbles and one fumble recovery... (10/24) vs. NO: In first NFL game, sacked Aaron Brooks in second quarter... (10/31) at SD: Forced a fourth-quarter punt by sacking Drew Brees... (11/7) at CAR: Recorded third sack in as many games, dropping Jake Delhomme for 15-yard loss and forcing a fourth-quarter fumble in win... (11/21) vs. SD: Made first career start at DE; recorded three tackles, one pass defended and a forced fumble... (12/19) vs. TEN: Sacked Billy Volek, forcing a fumble recovered by Warren Slaters at Titans' 21-yard line, setting up a third-quarter TD that gave Oakland 35-21 lead in eventual 40-35 victory... (1/2/05) vs. JAC: Registered first career fumble recovery.

**COLLEGE:** Played in 22 games at Mississippi State, earning 16 starts, after transferring from Hinds (Miss.) Community College... Made 82 tackles while at MSU, including 15 for loss and two sacks... As a senior, moved from DT to DE, posting 50 tackles, eight stops for loss, and one sack... Started nine of his 11 games during junior campaign... Had 32 tackles, including seven for loss and one sack, and one forced fumble... Played in all 11 games, starting seven, in his only year at Hinds... Totaled 50 tackles on the year, including eight

for loss (minus-18 yards), one of which was a sack... Interdisciplinary studies major.

**PERSONAL:** Played just one year of football at Provine High School in Jackson, Miss. ...Two-way standout, playing both TE and DE... Selected to play in the Mississippi/Alabama High School All-Star Game following his senior season... During his only full season playing high school football, made 102 total tackles, including 11 sacks.

## TOMMY KELLY'S NFL STATISTICS

Year	Team	GP	GS	TACKLES					INTERCEPTIONS					FUMBLES		
				Tot	Solo	Asst	Sk	Yds	No	Yds	Lg	TD	PD	FF	FR	Yds
2004	Oakland	10	3	20	16	4	4.0	34.0	0	0	0	0	2	3	1	0
2005	Oakland	16	12	45	35	10	4.5	37.0	0	0	0	0	1	3	0	0
2006	Oakland	16	16	68	53	15	3.5	27.0	0	0	0	0	3	1	0	0
2007	Oakland	7	6	30	27	3	1.0	8.0	0	0	0	0	1	0	0	0
2008	Oakland	16	16	55	31	24	4.5	26.0	0	0	0	0	0	0	0	0
2009	Oakland	16	16	55	37	18	1.0	8.0	0	0	0	0	2	0	0	0
2010	Oakland	16	16	60	38	22	7.0	36.5	0	0	0	0	1	0	0	0
2011	Oakland	16	16	41	27	14	7.5	34.5	1	1	1	0	5	2	1	0
NFL totals (eight years)		113	101	374	264	110	33.0	211.0	1	1	1	0	15	9	2	0

ADDITIONAL STATISTICS: Blocked Phil Dawson FG attempt vs. Cle., 9/23/07. Career interceptions: Christian Ponder. Special-teams tackles - 1 in 2004.

## SINGLE-GAME HIGHS AND CAREER MILESTONES

TACKLES: total - 13, at Hou., 10/4/09. Solo - 9, twice; last at Hou., 10/4/09. INTERCEPTIONS: 1, at Min., 11/20/11. PASSES DEFENSED: 2, at Min., 11/20/11. SACKS: 3, at KC, 11/6/05.

NFL debut: vs. NO, 10/24/04. First NFL start: vs. SD, 11/21/04. First NFL interception: at Min., 11/20/11 (C.Ponder). First NFL sack: vs. NO, 10/24/04 (A.Brooks). Last game/start missed: vs. SD, 12/30/07 (injured reserve, knees).







**PUNTER**  
**HEIGHT: 6-2**  
**WEIGHT: 230**  
**NFL SEASON: 13**  
**RAIDERS SEASON: 13**

**COLLEGE: TEXAS A&M**  
**BORN: 8/7/76**  
**ACQUIRED: D5-00**  
**PRO BOWLS: 7 (2001, 2004, 2007-11)**

Selected by Oakland Raiders in fifth round (142nd overall) of 2000 NFL Draft...Signed first contract, July 25, 2000...Re-signed by Raiders as exclusive-rights free agent, July 26, 2002...Signed new contract, Dec. 27, 2002...Signed new contract, Feb. 28, 2005...Signed new contract, Feb. 19, 2009.

**CAREER:** Premier punter has set league and franchise records since debuting in 2000...Seven-time Pro Bowler (2001, 2004, 2007-11)...Named an All-Pro in 2000, 2003, 2004, 2008, 2009 and 2010...Holds NFL record for gross average per punt in a career (47.6), topping the legendary Sammy Baugh (45.1)...Holds the five best single-season punting gross averages in Raiders history, including a career-high 51.1 in 2009...Owns two of the top four single-season punting averages in NFL history – 51.1 (2009, second) and 50.8 (2011, fourth) ...Has punted 933 times for 44,389 yards in 12-year career...Yards total is the second-highest mark in Raiders history behind Ray Guy (44,493)...Set franchise record with an 80-yard punt, vs. Chicago (11/27/11)...Had at least one punt of 50 yards or more in 33 consecutive games from Week 13 of 2003 through Week 14 of 2005, the longest such streak by any player since the AFL-NFL merger in 1970...Has allowed only two touchdowns on punts in lifetime, at any level, and they came in consecutive weeks late in 2007 season...Also has experienced just three blocked punts, none since Oct. 8, 2006, at San Francisco...Named to the 2011 USA Football All-Fundamental Team by USA Football...Has played in 190 regular-season and seven postseason contests, including Super Bowl XXXVII...Set NCAA record for career punting average (44.7) at Texas A&M.

**2011:** Named to AFC Pro Bowl squad for fifth straight season...Punted 78 times for 3,960 yards...Ranked second in the NFL in gross average (50.8) and fifth in the NFL in net average (40.9)...Gross average ranks as the fourth-highest in NFL history...Attempted first three passes of career, including first career touchdown, on a fake field goal in Week 6 against Browns...Placed 27 punts inside the 20-yard line...(9/12) at DEN: Tied a then-franchise record with a 77-yard punt...Averaged a season-high 58.2 yards per attempt...(10/16) vs. CLE: Completed first career pass, connecting with TE Kevin Boss for a 35-yard touchdown on a fake FG in 24-17 win...(11/27) vs. CHI: Broke own franchise record with an 80-yard punt...Limited Devin Hester to two returns for 7 yards and pinned Bears inside 20 on three occasions in 25-20 win...(12/11) at GB: Had a 71-yard punt...(12/24) at KC: Had a 76-yard punt that ranks as the fourth-longest in franchise history.

**2010:** Named to fourth straight Pro Bowl and tabbed

## AT A GLANCE

- Last name is pronounced LECK-ler.
- Owns the best gross punting average in NFL history, 47.6.
- Seven-time Pro Bowler (2001, 2004, 2007, 2008, 2009, 2010 and 2011) and named All-Pro in 2000, 2003, 2004, 2008, 2009 and 2010.
- Has led the league in gross average four times (2003-04, 2007, 2009).
- Has led the league in net average four times (2000, 2007-09).
- Holds the top five single-season punting averages in Raiders history, including a career-best 51.1 in 2009, and two of the top four single-season punting averages in NFL history – 51.1 (2009, second) and 50.8 (2011, fourth).
- Set a franchise record with an 80-yard punt, against Chicago in 2011.
- Had at least one punt of 50 yards or more in 33 consecutive games from 2003-05, the longest such streak by any player since the AFL/NFL merger in 1970.
- No other punter-kicker teammates in NFL history have been with one team longer than Lechler and Sebastian Janikowski (entering 13th season). Only two other active NFL duos at any position have been with the team that drafted them for better than 11 years.
- A signal-caller in high school, also saw action as a QB as a redshirt freshman at Texas A&M, where he handled placements for a stretch as a senior. Convinced early in college career by R.C. Slocum to concentrate on punting.
- Both grandfathers, dad and brother played college football. Mom played college basketball and wife was an All-American in volleyball.

# SHANE LECHLER

for first-team All-Pro honors by Associated Press... Punted 77 times for 3,618 yards... Ranked second in the NFL in both gross (47.9) and net (40.8)... Placed 27 punts inside the 20... (9/12) at TEN: Averaged a season-high 54.8 yards per punt, including a season-long 68-yarder... (10/3) vs. HOU: Placed a season-high four punts inside the 20.

**2009:** Named to third straight Pro Bowl after leading NFL in gross (51.1) and net (43.9) averages... Recipient of the PFWA Golden Toe Award, presented to the NFL's top punter or kicker... Tied a career high with 96 punts, for a career-best 4,909 yards... Had 30 punts spotted inside the 20-yard line... Registered a punt of 50-or-more yards in all 16 games... Posted 12 punts of 60-or-more yards... (9/20) at KC: Had a season-long 70-yard punt... (10/4) at HOU: Had eight punts for 427 yards (53.4) including three inside the 20... (11/15) vs. KC: Tied career highs with 11 punts and five inside the 20... (11/26) at DAL: Set a season high with a 54.8 gross average, with a long of 69.

**2008:** Named to his fourth Pro Bowl after leading the NFL in net average (41.2) and ranking second in gross (48.8)... Punted 90 times for 4,391 yards... Had a career-high 33 punts pinnned inside the 20... Registered a punt of 50 or more yards in all 16 games... Posted 14 punts of 60 or more yards... (9/28) vs. SD: Registered a season-long 70-yard punt... (10/19) vs. NYJ: Tied a career high with five punts inside the 20... (11/2) vs. ATL: Boomed four punts for 50 yards or longer, with a long of 64... (11/9) vs. CAR: Set career highs with 11 punts and 556 yards, eclipsing his previous best of 10, as a rookie ... (11/23) at DEN: Registered a season-best 58.7 gross average.

**2007:** Earned his third Pro Bowl selection after leading the NFL in both gross (49.1) and net (41.1) averages... Registered a punt of 49 yards or more in all 16 games ... Had just seven touchbacks, the fewest in his career... (9/9) vs. DET: Punted 52 yards to pin Detroit at its 1-yard line in first quarter... (9/16) at DEN: Twice pinnned the Broncos inside their 10-yard line, one of which led to a Raiders sack in the end zone for a

safety... (9/23) vs. CLE: Had a 69-yard punt in the first quarter and downed the Browns inside their 10 with just over a minute remaining in 26-24 win... (11/11) vs. CHI: Punted nine times and helped limit Devin Hester to just 2.3 yards per return, while making one special-teams tackle... (12/9) at GB: For first time in life at any level, allowed a TD return, when Will Blackmon scored on a 57-yard runback in second quarter.

**2006:** Played in 16 games and punted 77 times for 3,660 yards, setting a then-club record with a 47.5-yard gross average... (10/29) vs. PIT: Key in 20-13 win over defending Super Bowl champions, limited dangerous Santonio Holmes to just two returns on seven punts, including three fair catches, two inside the Steelers' 15... (11/6) at SEA: Punted a season-high 10 times.

**2005:** Played in all 16 games and punted 82 times for 3,744 yards (45.7 avg.)... Extended his streak of consecutive games with a punt of 50 yards or more to 33, eclipsing the previous best, a 30-game stretch by Seattle's Rick Tuten from 1993-95, as the longest since the 1970 merger... Launched 34 punts of 50 yards or more and had two travel at least 60... Had his best season in terms of placement, downing a career-high 26 punts inside the opponent's 20... His 45.7 gross average ranked second in the NFL, just 0.003 yards behind Buffalo's Brian Moorman... Also rushed once for 2 yards... (9/18) vs. KC: Recorded an AFC single-game season best of 51.0 yards/punt... (12/11) at NYJ: With a long of 49, snapped his streak of consecutive games with a punt of 50-plus at 33... (12/24) at DEN: Recorded longest punt of season with 64-yarder in second quarter... (12/31) vs. NYG: Punted a season-high nine times; also placed a season-high four punts inside 20.

**2004:** Named to the Pro Bowl for the second time after leading the NFL in gross average for second straight year (46.7)... Had a punt travel at least 50 yards in every game, booming 29 such punts overall... Had 10 of more than 60 yards... Had 22 punts downed inside 20... (10/10) at IND: Punted four times for 222 yards (55.5) including punts of 61 and 64 yards ... (11/7) at CAR: Averaged a season-high 55.7 yards on three punts for





167 yards...Boomed his seventh punt of 60-plus yards with a season-long 67-yarder in the fourth quarter... Also launched a 56-yarder that landed at the Carolina 1 before Oakland downed it at the 3...(12/12) at ATL: Boomed 67-yarder from the Raiders' 19 to the Atlanta 14...Landed two of his four punts inside the Falcons' 20, one downed at the 10...(12/19) vs. TEN: Had two punts downed inside the Tennessee 20, one that pinned Titans at their 13-yard line with 25 seconds remaining in the game to set up a game-clinching safety.

**2003:** Led NFL with a career-high 4,503 punting yards...Also posted career highs in attempts (96 – tied in 2009) and punts downed inside the 20 (27 – surpassed in 2008)...Boomed eight punts of more than 60 yards and two of more than 70...Averaged more than 50 yards per punt in six games...Named to the Associated Press All-Pro team...His 46.9 gross average and 73-yarder in Week 4 led the NFL...His 96 punts tied Ray Guy (1981) for second highest total in Raiders history, behind Leo Araguz (98 in 1998).

**2002:** Helped AFC champion Raiders to Super Bowl with 53 punts for 2,251 yards (42.5), ranking fourth in the AFC and eighth in the NFL...Placed 18 inside the 20, with only 12 touchbacks...Inactive for first two games of the season due to quad injury...(9/29) vs. TEN: Returned from quad injury to make regular-season debut and punted three times for 134 yards (44.7)...(10/6) at BUF: Punted five times for 250 yards (50.0) with a season-long 70-yarder...(11/17) vs. NE: Placed all three punts inside the 20, a season high...(12/15) at MIA: Tied a season-high with three punts inside the 20...Postseason: (1/12/03) vs. NYJ: Placed two punts inside the 20 in AFC Divisional game...(1/19/03) vs. TEN: Pinned Titans inside 20 on one occasion in AFC championship...Super Bowl XXXVII (1/26/03) vs. TB: Punted five times for 195 yards (39.0) with a long of 53 yards and two punts placed inside the 20.

**2001:** Named to his first Pro Bowl following a spectacular season...Punted 73 times for 3,375 yards, a 46.2-yard gross average that ranked first in the AFC and second in the NFL...Pinned opponents inside the 20 on nearly one of every three punts (23 of 73)...Tied for second in the AFC and third in the NFL with 21 punts of more than 50 yards, and led conference and ranked third in league with eight of better than 60 yards...Named second-team AP All-Pro, Pro Football Weekly All-AFC, first-team Football Digest All-Pro, and second-team College and Pro Football News Weekly All-Pro...(9/9) at KC: Hit a season-high 65-yarder...(9/23) at MIA: Set season highs with seven punts for 345 yards (49.3)...(10/14) at IND: Averaged a season-high 52.4 yards per attempt...(10/28) at PHI: Placed four inside the 20...(11/18) vs. SD: Placed two inside the 20...Postseason: (1/12/02) vs. NYJ: Punted twice in AFC Wild Card game for 89 yards...Had a long punt of 49 yards...(1/19/02) at NE: Saw action in snowy AFC Divisional game and tied Guy for most punts in a Raiders playoff contest, with nine, for 352 yards (39.1)...Had a long punt of 51 yards...In the Pro Bowl (2/2/03), broke the game's record on two occasions with 70- and 73-yard punts, eclipsing the previous mark, 64 yards (Tom Wit-tum, 1974, and Darren Bennett, 1996).

**2000:** Had a record-breaking rookie season by punting 65 times for 2,984 yards...Averaged 45.91 yards,

the second-best punting average by a rookie in NFL history (Frank Sinkwich with Detroit in 1943 averaged 45.92)...That gross average ranked second in the NFL and broke Guy's 1973 franchise record, 45.3...Led NFL in net average (38.0), and tied for second in NFL with 45.9 gross mark...Had 24 inside the 20...Recorded five of 60 or longer, and 19 of 50 or longer...Selected first-team All-Pro by the AP, College & Pro Football News-weekly, The Sporting News and USA Today...Picked up second-team honors from Football Digest, and garnered all-rookie team accolades from Football News and Pro Football Weekly...Also filled in as a place-kicker...(9/3) vs. SD: Made NFL debut and amassed 10 punts for 424 yards (42.4) with a season-high five downed inside the 20...(9/24) vs. CLE: Launched a season-high 69-yard punt...(10/22) vs. SEA: Tied a season high with a 69-yarder...(11/5) vs. KC: Served as kicker in place of an injured Sebastian Janikowski, kicking off eight times with one touchback...Connected on all seven PATs and missed his lone FG attempt, a 33-yarder...(11/19) at NO: Registered a season-high 54.8-yard average to earn AFC Special Teams Player of the Week...(12/10) vs. NYJ: Named AFC Special Teams Player of the Week for a second time, punting seven times for 311 yards (44.4) and placing four inside the 20...Postseason: (1/6/01) vs. MIA: Punted five times for 234 yards (46.8) with a long of 54 in AFC Divisional playoff...(1/14/01) vs. BAL: Punted seven times for 315 yards (45.0) in AFC Championship, placing four inside 20, with long of 64.

**COLLEGE:** Finished college career at Texas A&M as NCAA career record holder in gross average (44.7) and game with a gross average of at least 40.0 yards (37)...A two-time All-American and a three-time first-team All-



# SHANE LECHLER

Big 12 selection, finished his career with 268 punts for 11,977 yards...Set school and Big 12 records in career punts, yardage, career gross (44.7) and net average (40.6), career 40- (37) and 50-yard (10) game averages and single-season gross average (46.9, 1997)...Did not have a punt blocked and did not allow a punt return for a touchdown during his career...As a senior, earned first-team All-America after averaging 46.5 yards on 60 punts...Posted 17 coffin-corner kicks and produced nine fair catches...Broke his own single-game record with a 57.2 average against Texas Tech, in addition to a 42.7 net, which beat his own school record by over a yard...Also handled kickoff duties and was the holder on placements before taking over the place kicker job for the final two games of the season...Connected on six of eight extra points and on his lone field-goal attempt...As a junior first-team All-American, averaged 43.6 yards per boot and recorded 21 coffin-corner punts...Compiled a 39.2-yard...Threw a touchdown pass on a fake field goal against Texas Tech...As sophomore, earned first-team All-Big 12 honors and All-America honorable mention after averaging 47.0 yards per punt...His 1997 average shattered the A&M record of 43.8 set by David Davis in 1992...His season net average was 41.3, which broke the school record of 40.1...Earned Big 12 Special Teams Player of the Week honors after averaging 44.0 yards on six punts in the rain vs. Texas...In 1996 as redshirt freshman, earned Fresh-

man All-America honors from The Sporting News after averaging an A&M freshman record 42.7 yards on 72 punts...Set a single-game school record by averaging 54.7 yards per punt against Iowa State, including a pair of crucial 70-yards...Saw limited game action at quarterback but did not throw a pass, and convinced by head coach R.C. Slocum to focus on punting, despite playing every down as a high-school player...History major.

**PERSONAL:** As starting quarterback, punter and placekicker, led East Bernard (Texas) High School to a 12-2 record and the quarterfinals of the Texas 2A state quarterfinals...Completed 87-of-101 passes (86.1 percent) for 1,640 yards and 11 touchdowns...Passed for nearly 5,000 yards, and averaged 41.6 yards per punt, including 85- and 78-yards...Also played baseball, basketball and golf, and competed in track...Father, Dale played football at Baylor before coaching Texas high-school football for 17 years...Mother, Javon, was a point guard at Baylor...Wife, Erin, was an All-America volleyball player at Texas A&M...Brother, Derek, also punted for Texas A&M...One grandfather, Ed, played quarterback at Mississippi State; another grandfather, Buddy Attaway, played at Baylor before signing with the Pittsburgh Steelers...Worked Ray Guy camps, learning the legend's approach to games, between seasons during college.

## SHANE LECHLER'S NFL STATISTICS

Year	Team	GP	No	Yds	Gross Avg	Opp Ret	Opp Yds	Net Avg	TB	FC	In 20	LG	Blk
2000	Oakland	16	65	2,984	45.3	30	278	38.0	10	12	24	69	1
2001	Oakland	16	73	3,375	46.2	34	502	35.6	12	5	23	65	1
2002	Oakland	14	53	2,251	42.5	18	278	32.7	12	9	18	70	0
2003	Oakland	16	96	4,583	46.9	52	669	37.2	13	14	27	73	0
2004	Oakland	16	73	3,409	46.7	35	413	37.2	14	10	22	67	0
2005	Oakland	16	82	3,744	45.7	39	460	37.9	9	16	26	64	0
2006	Oakland	16	77	3,660	47.5	34	437	36.4	19	10	19	67	1
2007	Oakland	16	73	3,585	49.1	40	445	41.1	7	12	25	70	0
2008	Oakland	16	90	4,381	48.8	43	425	41.2	13	11	33	70	0
2009	Oakland	16	96	4,909	51.1	63	458	43.9	12	13	30	70	0
2010	Oakland	16	77	3,618	47.0	45	400	40.8	4	11	27	68	0
2011	Oakland	16	78	3,960	50.8	44	583	40.9	9	8	27	70	0
NFL totals (12 years)		190	933	44,389	47.6	477	5,358	39.0	134	131	301	80	3

## PLAYOFFS

Year	Team	GP	No	Yds	Gross Avg	Opp Ret	Opp Yds	Net Avg	TB	FC	In 20	LG	Blk
2000	Oakland	2	12	549	45.8	7	134	34.6	0	0	5	64	0
2001	Oakland	2	11	441	40.1	5	49	28.4	4	0	1	51	0
2002	Oakland	3	11	423	38.5	2	36	35.2	0	7	5	53	0
Postseason		7	34	1,413	41.6	14	219	32.8	4	7	11	64	0

\*-led league

**ADDITIONAL STATISTICS:** Touchdown returns allowed on punts — 2 in 2007, 7 in 2008, 1 in 2009; NFL totals: 16, 1 touchdown, 1 TD (2008), Rushing — 1-2 at Phi, 10/28/01; 1-2 at SD, 12/4/05; 1-1 at SD, 10/14/07; 1-0 vs. KC, 11/30/08; NFL totals: 4-9, Passing — threw 35-yard TD (K.Boss), vs. Cle., 10/16/11; threw incompletes at SD, 11/10/11, and at GB, 12/11/11; NFL totals: 1-3, 35 yards, TD, Special-teams tackles — 2 in 2001, 3 in 2002, 2 in 2003, 3 in 2006, 1 in 2007, 1 in 2008, 1 in 2010, 1 in 2011; NFL totals: 14, Fumbles lost — 1-0 in 2001, 1-1 in 2008, NFL totals: 2-1.

## NFL DRAFT CHOICES, 2000 AND EARLIER, CURRENTLY WITH ORIGINAL TEAMS

Draft	Name	Team	Rd	Overall	Draft	Name	Team	Rd	Overall
2000	Sebastian Janikowski	Oakland	1	17	1999	Donald Driver	Green Bay	7	213
2000	Brian Urlacher	Chicago	1	9	1999	Todd McClure	Atlanta	7	237
2000	Brad Meester	Jacksonville	2	60	1998	Patrick Mannell	Chicago	6	189
2000	Shane Lechler	Oakland	5	142	1997	Rondre Barber	Tampa Bay	3	66
2000	Tom Brady	New England	6	199	1996	Ray Lewis	Baltimore	1	26
2000	Brian Jennings	San Francisco	7	230					



## 2000, OAKLAND

Date	Opp	GP	No	Gross			Net			In			
				Yds	Avg	Ret	Yds	Avg	Ret	Yds	LG	Blk	
09/03	SD-W	1	10	424	42.4	2	7	37.7	2	5	55	0	
09/10	at Ind-W	1	3	158	52.7	3	28	43.3	0	0	59	0	
09/17	Den-L	1	2	93	46.5	1	8	42.5	0	1	48	0	
09/24	Cle-W	1	6	282	47.0	4	40	37.0	1	0	69	0	
10/08	at SF-W	1	4	174	43.5	0	0	33.5	2	1	66	0	
10/15	at KC-W	1	3	152	50.7	1	11	40.3	1	0	55	0	
10/22	Sea-W	1	5	248	49.6	3	45	40.6	0	2	69	0	
10/29	at SD-W	1	3	140	46.7	2	18	34.0	1	0	60	0	
11/05	KC-W	1	3	131	43.7	0	0	37.0	1	0	59	0	
11/13	at Den-L	1	3	146	48.7	2	20	31.5	0	1	55	1	
11/19	at NO-W	1	4	219	54.8	4	51	42.0	0	2	62	0	
11/26	Atl-W	1	3	113	37.7	1	0	37.7	0	2	47	0	
12/03	at Pit-L	1	4	170	42.5	2	23	36.8	0	2	56	0	
12/10	NYJ-W	1	7	311	44.4	3	11	40.0	1	0	4	52	0
12/16	at Sea-L	1	4	185	46.3	2	17	42.0	0	1	2	59	0
12/24	Car-W	1	1	38	38.0	0	0	18.0	1	0	0	38	0
00 TOTALS		16	65	2984	45.9	30	279	38.0	10	12	24	61	1

<sup>1</sup>AFC Divisional playoff; <sup>2</sup>AFC Championship

## 2001, OAKLAND

Date	Opp	GP	No	Gross			Net			In			
				Yds	Avg	Ret	Yds	Avg	Ret	Yds	LG	Blk	
09/09	at KC-W	1	4	185	46.3	0	0	36.3	2	0	0	65	0
09/23	at Mia-L	1	7	345	49.3	4	55	35.7	2	1	1	62	0
09/30	Sea-W	1	6	267	44.5	3	52	39.2	2	0	1	64	0
10/07	Dal-W	1	3	140	46.7	2	70	23.3	0	0	0	50	0
10/14	at Ind-W	1	5	262	52.4	2	25	43.4	1	0	2	59	0
10/28	at Phi-W	1	5	228	45.6	1	42	37.2	0	1	4	59	0
11/05	Den-W	1	2	86	43.0	1	3	41.5	0	0	1	47	0
11/11	at Sea-L	1	3	138	46.0	0	0	39.3	1	1	2	57	0
11/18	SD-W	1	5	239	47.8	3	23	43.2	0	2	63	0	
11/25	at NYG-W	1	5	227	45.4	3	20	37.4	1	0	1	64	0
12/02	Atl-L	1	5	228	45.6	3	87	28.2	0	0	1	61	0
12/09	KC-W	1	5	222	44.4	4	26	39.2	0	0	2	49	0
12/15	at SD-W	1	4	162	40.5	2	30	33.0	0	0	1	58	0
12/22	Ten-L	1	5	227	45.4	1	1	41.2	1	2	4	51	0
12/30	at Den-L	1	4	180	45.0	2	19	40.3	0	0	1	52	0
01/06	NYJ-L	1	5	239	47.8	3	49	25.0	2	0	0	58	1
01 TOTALS		16	73	3375	46.2	34	502	35.6	12	5	23	65	1
01/12	NYJ-W <sup>1</sup>	1	2	89	44.5	0	0	24.5	2	0	0	49	0
01/19	at NE-L <sup>2</sup>	1	9	352	39.1	5	49	29.2	2	0	1	51	0

<sup>1</sup>AFC Wild Card playoff; <sup>2</sup>AFC Divisional playoff

## 2002, OAKLAND

Date	Opp	GP	No	Gross			Net			In		
				Yds	Avg	Ret	Yds	Avg	TB	FC	20	LG
09/08	Sea-W			(inactive - quad)								
09/15	at Pit-W			(inactive - quad)								
09/29	Ten-W	1	3	134	44.7	1	14	33.3	1	0	0	57
10/06	at Buf-W	1	3	250	50.0	2	20	38.0	2	0	1	70
10/13	at St-L	1	3	150	50.0	2	58	30.7	0	0	1	56
10/20	SD-L	1	4	181	45.3	1	10	37.8	1	2	1	51
10/27	at KC-L	1	3	84	28.0	1	6	26.0	0	1	1	31
11/03	SF-L	1	3	131	43.7	1	8	41.0	0	2	2	52
11/11	at Den-W	1	2	95	47.5	0	0	37.5	1	0	0	55
11/17	NE-W	1	3	113	37.7	0	0	37.7	0	3	3	41
11/24	at Atl-W	1	5	211	42.2	1	12	35.8	1	0	1	58
12/02	NYJ-W	1	4	150	37.5	3	34	24.0	1	0	2	41
12/08	at SD-W	1	5	189	37.8	2	39	26.0	1	0	1	54
12/15	at Mia-L	1	5	243	48.6	2	14	41.8	1	0	3	61
12/22	Den-W	1	6	244	40.7	1	44	23.3	3	0	1	51
12/28	KC-W	1	2	76	38.0	1	17	29.5	0	1	1	49
02 TOTALS		14	53	2251	42.5	18	276	32.7	12	9	18	70
01/12	NYJ-W <sup>1</sup>	1	3	108	36.0	0	0	36.0	0	1	2	39
01/19	Ten-W <sup>2</sup>	1	3	120	40.0	1	11	36.3	0	2	1	46
01/26	vs. TB-L <sup>3</sup>	1	5	195	39.0	1	25	34.0	0	4	2	53

<sup>1</sup>AFC Divisional playoff; <sup>2</sup>AFC Championship; <sup>3</sup>Super Bowl XXXVII, Tampa Bay 23, San Diego 10

<sup>1</sup>AFC Divisional playoff; <sup>2</sup>AFC Championship; <sup>3</sup>Super Bowl XXXVII, San Diego

## 2003, OAKLAND

Date	Opp	GP	No	Gross			Net			In			
				Yds	Avg	Ret	Yds	Avg	Ret	Yds	LG	Blk	
09/07	at Ten-L	1	7	353	50.4	5	74	38.9	0	1	2	65	0
09/14	Cin-W	1	6	325	54.2	3	56	41.5	1	1	2	61	0
09/22	at Den-L	1	8	418	52.3	5	75	37.9	2	0	0	64	0
09/28	SD-W	1	6	284	47.3	2	5	46.5	0	0	2	73	0
10/05	at ChiOL	1	3	166	55.3	2	59	29.0	1	0	0	62	0
10/12	at Cle-L	1	6	277	46.2	4	16	43.5	0	2	2	59	0
10/20	KC-L	1	6	280	46.7	2	15	38.8	1	1	2	71	0
11/02	at Det-L	1	4	205	51.3	4	43	40.5	0	0	1	59	0
11/09	NYJ-L	1	4	178	44.5	2	23	33.8	1	1	1	55	0
11/16	Mia-W	1	4	154	38.5	1	11	35.8	0	2	3	49	0
11/23	at KC-L	1	5	180	36.0	3	37	28.6	0	1	3	42	0
11/30	Den-L	1	5	220	44.0	2	13	37.4	1	1	2	52	0
12/07	at Pit-L	1	9	403	44.8	5	132	25.7	2	0	0	61	0
12/14	Bal-W	1	9	381	43.4	4	36	32.8	3	2	2	65	0
12/22	GB-L	1	5	257	51.4	3	25	42.4	1	0	3	57	0
12/28	at SD-L	1	9	424	47.1	5	49	41.7	0	2	2	55	0
03 TOTALS		16	96	4503	46.9	52	669	37.2	13	14	27	73	0

## 2004, OAKLAND

Date	Opp	GP	No	Gross			Net			In			
				Yds	Avg	Ret	Yds	Avg	Ret	Yds	LG	Blk	
09/12	at Pit-L	1	3	132	44.0	2	22	36.7	0	1	1	63	0
09/19	Buf-W	1	5	249	49.8	2	9	44.0	1	0	2	62	0
09/26	Ten-W	1	2	100	50.0	0	0	40.0	1	0	1	50	0
10/03	at Hou-L	1	3	146	48.7	3	41	35.0	0	0	0	53	0
10/10	at Ind-L	1	4	222	55.5	2	21	45.3	1	0	2	64	0
10/17	Den-L	1	7	333	47.6	4	59	33.4	2	0	1	65	0
10/24	NO-L	1	5	195	39.0	2	20	35.0	0	2	2	60	0
10/31	at SD-L	1	5	252	50.4	4	62	38.0	0	0	1	59	0
11/07	at Car-W	1	3	167	55.7	1	13	51.3	0	1	1	67	0
11/21	SD-L	1	6	270	45.0	1	15	32.5	3	0	0	57	0
11/28	at Den-W	1	6	261	43.5	1	2	33.2	3	1	3	57	0
12/05	KC-L	1	3	130	43.3	1	8	34.0	1	1	1	66	0
12/12	at Atl-L	1	4	197	49.3	2	54	35.8	0	1	2	67	0
12/19	Ten-W	1	6	300	50.0	4	37	40.5	1	1	2	60	0
12/25	at KC-L	1	5	217	43.4	2	5	38.4	1	1	2	58	0
01/02	Jac-L	1	6	238	39.7	4	45	32.2	0	1	1	50	0
04 TOTALS		16	73	3409	46.7	35	413	37.2	14	10	22	67	0

## 2005, OAKLAND

Date	Opp	GP	No	Gross			Net			In			
				Yds	Avg	Ret	Yds	Avg	Ret	Yds	LG	Blk	
09/08	at NE-L	1	8	356	44.5	4	44	38.0	0	2	3	58	0
09/18	KC-L	1	4	204	51.0	4	32	43.0	0	0	1	56	0
09/25	at Phi-L	1	6	288	44.7	3	17	38.5	1	2	1	50	0
10/02	Dal-W	1	4	181	45.3	0	0	40.3	1	0	1	59	0
10/16	SD-L	1	6	282	47.0	3	12	45.0	0	2	3	55	0
10/23	Buf-W	1	3	137	45.7	3	22	38.3	0	0	0	54	0
10/30	at Ten-W	1	3	156	52.0	2	39	39.0	0	0	1	57	0
11/06	KC-L	1	5	235	47.0	5	32	40.6	0	0	2	53	0
11/13	Den-L	1	5	233	46.6	1	52	32.2	1	1	2	59	0
11/20	at Was-W	1	5	209	41.8	1	3	41.2	0	3	3	50	0
11/27	Mia-L	1	6	205	34.2	0	0	30.8	1	2	0	56	0
12/04	at SD-L	1	4	150	37.5	1	14	34.0	0	2	2	52	0
12/11	at NY-L	1	3	116	38.7	1	7	36.3	0	1	2	49	0
12/18	Cle-L	1	6	296	49.3	3	47	38.2	1	0	2	56	0
12/24	at Den-L	1	5	295	59.0	2	41	38.8	3	0	0	64	0
12/31	NYG-L	1	9	421	46.8	6	98	33.7	1	1	4	57	0
05 TOTALS		16	82	3744	45.7	39	460	37.9	9	16	26	64	0



## 2006, OAKLAND

Date	Opp	GP	No	Yds	Gross Avg	Ret	Yds	Net Avg	TB	FC	In 20	LG	LB
08/11	SD-L	1	9	420	46.7	5	34	40.7	1	1	4	58	0
08/17	at Bal-L	1	4	214	53.5	1	16	38.5	2	0	1	61	0
08/21	at Cle-L	1	6	292	48.7	3	73	36.5	0	2	3	58	0
08/28	at SF-L	1	1	65	65.0	1	17	24.0	0	0	0	65	1
09/03	at Den-L	1	4	220	55.0	3	31	42.3	1	0	0	67	0
09/10	at Ari-W	1	3	135	45.0	0	0	31.7	2	0	0	57	0
09/19	at Pit-W	1	7	337	48.1	2	15	43.1	1	3	3	53	0
10/06	at Sea-L	1	10	450	45.0	5	39	35.1	3	1	2	61	0
10/15	at Den-L	1	8	356	44.5	2	37	32.4	2	0	3	57	0
10/22	at KC-L	1	4	179	44.8	2	11	37.0	1	0	1	51	0
10/29	at SD-L	1	6	276	46.0	4	29	37.8	1	1	0	59	0
11/06	at Hou-L	1	4	227	56.8	2	67	30.0	2	0	0	63	0
11/12	at Cin-L	1	2	102	51.0	2	10	46.0	0	0	0	56	0
11/19	at StL-L	1	4	171	42.8	1	17	33.5	1	2	2	52	0
11/26	at KC-L	1	2	19	39.5	1	21	29.0	0	0	0	45	0
12/03	at NYJ-L	1	3	137	45.7	0	0	32.3	2	0	0	59	0
03 TOTALS		16	77	3660	47.5	34	437	36.4	19	10	19	67	1

## 2009, OAKLAND

Date	Opp	GP	No	Yds	Gross Avg	Ret	Yds	Net Avg	TB	FC	In 20	LG	LB
08/14	SD-L	1	4	195	48.8	3	10	41.3	1	0	2	55	0
08/20	at KC-W	1	7	380	56.9	6	57	45.1	1	0	1	70	0
08/27	at Den-L	1	4	190	47.5	2	21	42.3	0	0	1	53	0
09/04	at Hou-L	1	8	427	53.4	7	60	45.9	0	1	3	67	0
09/11	at NYJ-L	1	7	361	51.6	7	48	44.7	0	0	3	59	0
09/18	at Pit-W	1	7	358	51.1	4	43	42.1	1	1	2	59	0
09/25	NYJ-L	1	5	265	53.0	2	4	52.2	0	2	2	61	0
10/01	at KC-L	1	4	213	53.3	3	17	44.0	1	0	0	69	0
10/15	SD-L	1	11	531	48.3	9	47	44.0	2	5	5	57	0
10/22	Cin-W	1	4	202	50.5	2	18	41.0	1	1	1	66	0
10/26	at Bal-L	1	9	493	54.8	5	36	46.3	2	1	4	69	0
11/06	at Pit-W	1	6	281	46.8	1	-1	40.3	2	3	0	58	0
11/13	Wac-L	1	6	287	48.5	2	0	42.8	2	1	1	68	0
11/20	at Den-W	1	4	215	53.8	4	45	42.5	0	0	1	65	0
11/27	at Cle-L	1	5	221	44.2	4	21	40.0	0	0	2	53	0
01/03	Bal-L	1	5	262	52.4	2	33	41.8	1	1	2	59	0
03 TOTALS		16	96	4909	51.1	63	459	43.9	12	13	30	70	0

## 2007, OAKLAND

Date	Opp	GP	No	Yds	Gross Avg	Ret	Yds	Net Avg	TB	FC	In 20	LG	LB
08/09	Den-L	1	3	149	49.7	1	18	43.7	0	1	1	52	0
08/16	at Den-L	1	4	194	48.5	2	8	46.5	0	2	3	51	0
08/23	Cle-W	1	3	165	55.0	1	22	41.0	1	0	1	69	0
09/30	at Mia-W	1	3	133	44.3	0	0	44.3	0	1	1	49	0
10/04	at KC-L	1	4	172	43.3	3	29	35.8	0	0	0	62	0
10/11	SD-L	1	9	461	51.2	7	52	45.4	0	1	3	66	0
10/28	at Ten-L	1	6	311	51.8	4	27	44.0	1	1	1	70	0
11/04	Hou-L	1	2	126	63.0	2	22	52.0	0	0	0	64	0
11/11	Chi-L	1	9	433	48.1	6	14	46.6	0	0	4	59	0
11/18	at Min-L	1	5	239	47.8	2	5	42.8	1	1	2	69	0
11/25	at KC-W	1	4	169	42.3	0	0	37.3	1	2	1	49	0
12/02	Den-W	1	1	63	63.0	1	10	53.0	0	0	0	63	0
12/09	at GB-L	1	5	225	45.0	3	63	29.4	1	0	1	56	0
12/16	Ind-L	1	5	248	49.6	2	94	26.8	1	2	2	57	0
12/23	at Jac-L	1	6	297	49.5	4	67	38.3	0	1	3	70	0
12/30	SD-L	1	4	200	50.0	2	14	41.5	1	0	1	58	0
03 TOTALS		16	73	3585	49.1	40	445	41.1	7	12	25	70	0

## 2010, OAKLAND

Date	Opp	GP	No	Yds	Avg	Ret	Yds	Net	Yds	TB	FC	In	LG	LB
08/12	at Ten-L	1	4	219	54.8	3	21	48.5	0	0	1	68	0	
08/19	StL-W	1	3	129	43.0	1	0	36.3	1	1	2	47	0	
08/26	at Ari-L	1	5	259	51.8	4	6	50.6	0	0	2	57	0	
09/03	Hou-L	1	5	215	43.0	2	18	38.4	0	2	4	51	0	
09/10	SD-W	1	4	211	52.8	2	20	47.8	0	1	1	63	0	
09/17	at SF-L	1	6	321	53.5	4	37	47.3	1	1	1	61	0	
09/24	at Den-W	1	4	166	41.5	1	10	34.0	1	0	2	46	0	
10/01	Sea-W	1	5	264	52.8	5	91	34.6	0	0	0	60	0	
10/07	KC-W	1	6	277	46.2	3	17	40.0	1	1	1	56	0	
10/14	at Pit-L	1	8	390	48.8	7	66	40.5	0	1	3	61	0	
10/21	Mia-L	1	4	167	41.8	3	60	26.8	0	1	1	49	0	
10/28	at SD-W	1	4	160	40.0	1	0	35.0	1	1	3	61	0	
11/04	at Jac-L	1	5	210	42.0	2	11	39.8	0	1	1	50	0	
11/11	Den-W	1	3	115	38.3	1	8	35.7	0	0	2	44	0	
11/26	Ind-L	1	6	281	46.8	3	15	44.3	0	2	2	63	0	
01/02	at KC-W	1	5	234	46.8	3	20	42.8	0	1	1	60	0	
03 TOTALS		16	77	3618	47.0	45	400	40.8	4	11	27	68	0	

## 2008, OAKLAND

Date	Opp	GP	No	Yds	Gross Avg	Ret	Yds	Net Avg	TB	FC	In 20	LG	LB
08/08	Den-L	1	5	255	51.0	2	19	38.2	2	1	1	62	0
08/14	at KC-W	1	4	179	44.8	3	37	30.5	1	0	1	67	0
08/21	at Bal-L	1	6	305	50.8	2	9	46.0	1	2	4	57	0
08/28	SD-L	1	6	302	50.3	3	18	47.3	0	0	2	70	0
09/04	at Min-L	1	4	199	49.8	1	8	42.8	1	2	1	65	0
09/10	NYJ-W	1	7	303	43.3	3	0	40.4	1	0	5	60	0
09/16	at Bal-L	1	5	249	49.8	4	63	37.2	0	0	0	59	0
10/02	at Ari-L	1	6	301	50.2	2	13	48.0	0	0	2	64	0
10/09	Car-L	1	11	556	50.6	7	123	37.5	1	2	2	63	0
10/16	at Mia-L	1	6	316	52.7	4	36	46.7	0	1	4	58	0
11/03	at Den-W	1	3	176	58.7	1	1	45.0	2	0	1	59	0
11/10	KC-L	1	4	173	43.3	1	2	37.8	1	0	1	57	0
11/17	at SD-L	1	7	328	46.9	3	24	43.4	0	0	3	58	0
11/24	at KC-L	1	6	269	44.8	3	26	37.2	1	0	1	66	0
12/01	Hou-W	1	4	194	48.5	2	30	36.0	1	1	2	58	0
12/08	at TB-W	1	6	286	47.7	2	16	41.7	1	2	3	69	0
08 TOTALS		16	90	4391	48.8	43	425	41.2	13	11	33	70	0

## 2011, OAKLAND

Date	Opp	GP	No	Yds	Gross Avg	Ret	Yds	Net Avg	TB	FC	In 20	LG	LB
08/12	at Den-W	1	6	349	58.2	5	128	33.5	1	0	1	77	0
08/18	at Bal-L	1	3	155	51.7	2	16	46.3	0	1	1	58	0
08/25	NYJ-W	1	6	339	56.5	4	80	39.8	0	0	1	67	0
09/02	NE-L	1	2	104	52.0	1	15	44.5	0	0	1	63	0
09/09	at Hou-W	1	7	346	49.4	5	33	44.7	0	1	2	61	0
09/16	Cle-W	1	4	194	48.5	2	30	36.0	1	1	2	59	0
09/23	KC-L	1	6	289	48.2	2	23	41.0	1	1	2	59	0
10/06	Den-L	1	6	303	50.5	4	108	32.5	0	1	2	61	0
10/13	at SD-W	1	4	195	48.8	3	9	46.0	0	0	2	60	0
10/20	at Min-W	1	6	294	47.3	5	38	37.7	1	0	0	64	0
10/27	Chi-W	1	5	273	54.6	2	7	48.2	1	0	3	80	0
11/03	at Mia	1	8	372	46.5	3	29	40.5	1	1	3	57	0
11/10	at GB-L	1	5	247	49.4	2	26	44.2	0	0	2	71	0
11/17	Den-L	1	5	235	47.0	3	33	40.4	1	1	3	55	0
11/24	at KC-W	1	4	217	54.3	1	19	44.5	1	1	2	76	0
01/01	SD-L	1	1	58	58.0	0	0	38.0	1	0	0	58	0
11 TOTALS		16	78	3960	50.8	44	593	40.9	9	8	27	80	0

### HIGHEST PUNTING AVERAGE

HIGHEST GROSS AVERAGE, NFL HISTORY Since 1939

	Player	Years	Punt	Yds	Gross
1	Shane Lechler	2000-11	933	44389	47.6
2	Andy Lee	2004-11	723	33089	45.7
3	Brandon Fields	2007-11	377	17227	45.7
4	Donnie Jones	2004-11	648	29379	45.3
5	Mat McBriar	2004-11	494	22369	45.3
6	Sammy Baugh	1937-52	338	15245	45.1
7	Jon Ryan	2006-11	483	21713	45.0
8	Mike Scifres	2003-11	492	22044	44.8
9	Tommy Davis	1959-69	511	22633	44.7
10	Dustin Colquitt	2005-11	574	25494	44.4
11	Chris Kluwe	2005-11	551	24446	44.4
12	Brett Kern	2008-11	273	17109	44.4

26



**CORNERBACK**  
**HEIGHT: 6-0**  
**WEIGHT: 200**

**NFL SEASON: 5**  
**RAIDERS SEASON: 1**  
**COLLEGE: AUBURN**  
**BORN: 2/20/84**  
**ACQUIRED: UFA-12 (GB)**

Selected by Green Bay Packers in second round (60th overall) of 2008 NFL Draft, April 26, 2008...Signed first contract, July 28, 2008...Placed on reserve/injured (knee), Dec. 5, 2008...Placed on reserve/injured (knee), Sept. 5, 2009...Signed by Oakland Raiders as unrestricted free agent, March 27, 2012.

**CAREER:** Special-teams standout and key reserve in secondary on successful Packers teams, joined Raiders after four seasons in Green Bay...Has played in 32 career games with one start...Career totals include 21 tackles (19 solo) and one pass defended.

**2011:** Played in 16 games...Tied for team lead with 12 special-teams tackles...Recorded 10 tackles (nine solo) on defense...(11/14) vs. MIN: Credited with two solo tackles...(12/25) vs. CHI: Matched a season high with two solo stops...Postseason: (1/15/12) vs. NYG: Saw action on special teams in NFC Divisional playoff.

**2010:** Played in 11 games with one start...Posted nine tackles (eight solo) and returned 13 kickoffs for 265 yards (20.4 avg.)...(10/10) at WAS: Made first career start, at cornerback, and posted a career-high five tackles (four solo)...Also returned two kickoffs for 33 yards...(10/17) vs. MIA: Totaled two solo tackles...Returned four kickoffs for 81 yards (20.3 avg.)...(10/24) vs. MIN: Returned five kickoffs for 104 yards (20.8 avg.)...Had a career-long 30-yard return...Postseason: (1/9/11) at PHI: Posted two solo tackles in NFC Wild Card game...(1/15/11) at ATL: Saw action in NFC Divisional Playoff...(1/23/11) at CHI: Inactive due to hip injury for NFC Championship...(2/6/11) vs. PIT: Posted one tackle in Super Bowl XLV...Saw extensive action on special teams and 20 plays on defense, filling a major second-half void created by injuries to Charles Woodson and Sam Shields, in 31-25 victory...Returned two kickoffs for 44 yards.

**2009:** Missed season due to knee injury suffered in final preseason game...Placed on injured reserve on 9/5.

**2008:** Saw action in five games as a rookie...(9/28) at TB: Made NFL debut...(10/5) vs. ATL: Posted two solo tackles...Credited with first career pass defended.

**COLLEGE:** Played in 49 career games with 22 starts at Auburn, helping Tigers to three wins in four straight bowls...Recorded 103 tackles and 23 passes defended, including five interceptions, with two forced fumbles and a fumble recovery...Posted at least one tackle in each of the final 20 games of collegiate career...Also had 12 kick returns for 299 yards (24.9 avg.)...Played in 2008 Senior Bowl...Started all 13 games as a senior, earning second-team All-SEC honors from AP and Rivals.com...Led the team in passes defended (12) and tied for the team lead with a career-high four interceptions...Returned 11 kickoffs for 284 yards (25.8 avg.)...Posted interceptions in back-to-back contests, the first LSU player to do so since 2004, at LSU and vs. Ole Miss...Played in all 13 games with four starts as a junior...Recorded 25 tackles and seven passes defended...Returned one kickoff for 15 yards in Cotton Bowl against Nebraska...As a sophomore, saw action in 11 games, starting first five games of the season...In Georgia

Tech game, made first career start...Played in 12 games as a redshirt freshman, finishing with 14 tackles, one for loss, and one pass defended...Played in Sugar Bowl against Virginia Tech...Major in criminology.

**PERSONAL:** Attended Christopher Columbus High School in Miami, Fla. ...Started two seasons at safety...Finished senior season with 70 tackles, three in-

terceptions, five passes defended, two fumble recoveries and two blocked kicks...Returned one interception 75 yards for a touchdown, and also returned 14 kickoffs for 256 yards, including an 85-yard TD...Also competed in track, winning the state title in the long jump, and basketball, in which he earned three letters.

### AT A GLANCE

- Battled injuries over his first four NFL seasons.
- Saw 20 snaps in second half of Super Bowl XLV victory, in place of injured Charles Woodson and Sam Shields.
- Selected by the Packers in the second round of the 2008 NFL Draft, 60th overall.
- Helped Auburn to bowls in each of his four seasons.
- Won the state of Florida's long jump championship in high school.



## PAT LEE

## PAT LEE'S NFL STATISTICS

Year	Team	GP	GS	TACKLES					INTERCEPTIONS					FUMBLES		
				Tot	Solo	Asst	Sk	Yds	No	Yds	Lg	TD	PD	FF	FR	Yds
2008	Green Bay	5	0	1	1	0	0.0	0.0	0	0	0	0	1	0	0	0
2009	Green Bay	Injured reserve - knee														
2010	Green Bay	11	1	3	2	1	0.0	0.0	0	0	0	0	0	0	0	0
2011	Green Bay	16	0	0	0	0	0.0	0.0	0	0	0	0	0	0	0	0
NFL totals (three years)		32	1	4	3	1	0.0	0.0	0	0	0	0	1	0	0	0

## PLAYOFFS

Year	Team	GP	GS	TACKLES					INTERCEPTIONS					FUMBLES		
				Tot	Solo	Asst	Sk	Yds	No	Yds	Lg	TD	PD	FF	FR	Yds
2010	Green Bay	3	0	1	1	0	0.0	0.0	0	0.0	0	0	0	0	0	0

On injured reserve for Packers' game during '09 playoffs

## KICKOFF RETURNS

Year	Team	No	Yds	Avg	Lg	TD
2010	Green Bay	13	265	20.4	30	0
2011	Green Bay	1	-1	-1.0	-1	0
NFL totals (three years)		14	264	18.9	30	0
Postseason		2	44	22.0	28	0

ADDITIONAL STATISTICS: Special-teams tackles -- 2 in 2008, 7 in 2010, 3 in '10 playoffs, 12 in 2011; NFL totals: 21.

## 2008, GREEN BAY

Date	Opp	GP	GS	Tot	So	As	Sk	Yd	Int	Yd	Lg	TD	PD	FF	FR
09/08	Min-W	(inactive)													
09/14	at Det-W	(inactive)													
09/21	at Bal-L	(inactive)													
09/28	at TB-L	1	0	0	0	0	0.0	0.0	0	0	0	0	0	0	0
10/05	at Atl-L	1	0	1	1	0	0.0	0.0	0	0	0	0	1	0	0
10/12	at Sea-W	1	0	0	0	0	0.0	0.0	0	0	0	0	0	0	0
10/19	Ind-W	1	0	0	0	0	0.0	0.0	0	0	0	0	0	0	0
11/02	at Ten-L	(inactive)													
11/09	at Min-L	(inactive)													
11/16	Chi-W	(inactive)													
11/24	at NO-L	1	0	0	0	0	0.0	0.0	0	0	0	0	0	0	0
11/30	Car-L	(inactive - knee)													
12/07	Hou-L	(injured reserve - knee)													
12/14	at Jac-L	(injured reserve - knee)													
12/22	at Chi-L	(injured reserve - knee)													
12/28	Det-W	(injured reserve - knee)													
08 TOTALS		5	0	1	1	0	0.0	0.0	0	0	0	0	1	0	0

## 2010, GREEN BAY

Date	Opp	GP	GS	Tot	So	As	Sk	Yd	Int	Yd	Lg	TD	PD	FF	FR
09/12	at Phi-W	1	0	0	0	0	0.0	0.0	0	0	0	0	0	0	0
09/19	at Buf-W	1	0	0	0	0	0.0	0.0	0	0	0	0	0	0	0
09/27	at Chi-L	(inactive)													
10/03	Det-W	1	0												
10/10	at Was-L	1	1	3	2	1	0.0	0.0	0	0	0	0	0	0	0
10/17	Min-L	1	0	0	0	0	0.0	0.0	0	0	0	0	0	0	0
10/24	Min-W	1	0	0	0	0	0.0	0.0	0	0	0	0	0	0	0
10/31	at NYJ-W	1	0	0	0	0	0.0	0.0	0	0	0	0	0	0	0
11/07	Det-W	(inactive - ankle)													
11/21	at Min-W	1	0	0	0	0	0.0	0.0	0	0	0	0	0	0	0
11/28	at Atl-L	1	0	0	0	0	0.0	0.0	0	0	0	0	0	0	0
12/05	SF-W	(inactive - ankle)													
12/12	at Det-L	(inactive - ankle)													
12/19	at NE-L	(inactive - ankle)													
12/26	NYG-W	1	0	0	0	0	0.0	0.0	0	0	0	0	0	0	0
01/02	Chi-W	1	0	0	0	0	0.0	0.0	0	0	0	0	0	0	0
10 TOTALS		11	1	3	2	1	0.0	0.0	0	0	0	0	0	0	0
01/49	at Phi-W	1	0	0	0	0	0.0	0.0	0	0	0	0	0	0	0
01/15	at Atl-W	1	0	0	0	0	0.0	0.0	0	0	0	0	0	0	0
01/23	Chi-W	(inactive - hip)													
02/06	vs. Pit-W	1	0	1	1	0	0.0	0.0	0	0	0	0	0	0	0

\*NFC Wild Card playoff; \*NFC Divisional playoff; \*NFC Championship; \*Super Bowl XLV, North Texas

## SINGLE-GAME HIGHS AND CAREER MILESTONES

TACKLES: Total -- 3, at Was., 10/10/10. Solo -- 2, at Was., 10/10/10.

NFL debut: at TB, 9/28/08, with Packers. First NFL start: at Was., 10/10/10, with Packers.

## 2011, GREEN BAY

Date	Opp	GP	GS	Tot	So	As	Sk	Yd	Int	Yd	Lg	TD	PD	FF	FR
09/08	NO-W	1	0	0	0	0	0.0	0.0	0	0	0	0	0	0	0
09/18	at Car-W	1	0	0	0	0	0.0	0.0	0	0	0	0	0	0	0
09/25	at Chi-W	1	0	0	0	0	0.0	0.0	0	0	0	0	0	0	0
10/02	Den-W	1	0	0	0	0	0.0	0.0	0	0	0	0	0	0	0
10/09	at Atl-W	1	0	0	0	0	0.0	0.0	0	0	0	0	0	0	0
10/16	StL-W	1	0	0	0	0	0.0	0.0	0	0	0	0	0	0	0
10/23	at Min-W	1	0	0	0	0	0.0	0.0	0	0	0	0	0	0	0
11/06	at SD-W	1	0	0	0	0	0.0	0.0	0	0	0	0	0	0	0
11/14	Min-W	1	0	0	0	0	0.0	0.0	0	0	0	0	0	0	0
11/20	TB-W	1	0	0	0	0	0.0	0.0	0	0	0	0	0	0	0
11/24	at Det-W	1	0	0	0	0	0.0	0.0	0	0	0	0	0	0	0
12/04	at NYG-W	1	0	0	0	0	0.0	0.0	0	0	0	0	0	0	0
12/11	Oak-W	1	0	0	0	0	0.0	0.0	0	0	0	0	0	0	0
12/18	at KC-L	1	0	0	0	0	0.0	0.0	0	0	0	0	0	0	0
12/25	Chi-W	1	0	0	0	0	0.0	0.0	0	0	0	0	0	0	0
01/01	Det-W	1	0	0	0	0	0.0	0.0	0	0	0	0	0	0	0
11 TOTALS		16	0	0	0	0	0.0	0.0	0	0	0	0	0	0	0
01/05	NYG-L	1	0	0	0	0	0.0	0.0	0	0	0	0	0	0	0

\*NFC Divisional playoff

## BEST HOME RECORDS, 10-YEAR STRETCH, AFL/NFL HISTORY

Team	10-year span	Home(s)	W	L	T	Pct
Green Bay	1923-32	Bellevue Park, City Stadium	51	6	6	.895
Green Bay	1924-33	Bellevue Park, City Stadium, Borchert Field	50	6	6	.893
Oakland	1967-76	Oakland-Alameda County Coliseum	60	8	2	.877
Green Bay	1922-31	Hagemeister Park, Bellevue Park, City Stadium	50	7	6	.877
Green Bay	1993-2002	Lambeau Field, Milwaukee County Stadium	69	11	0	.863
Oakland	1968-77	Oakland-Alameda County Coliseum	59	9	2	.862

Team	10-year span	Home(s)	W	L	T	Pct
Pittsburgh	1971-80	Three Rivers Stadium	63	11	0	.851
Green Bay	1994-2003	Lambeau Field, Milwaukee County Stadium	68	12	0	.850
Green Bay	1992-2001	Lambeau Field, Milwaukee County Stadium	68	13	0	.840
Pittsburgh	1972-81	Three Rivers Stadium	63	12	0	.840

NOTE: From 1921-71, tie games were not included in winning percentage





**QUARTERBACK****HEIGHT: 6-5****WEIGHT: 225****NFL SEASON: 7****RAIDERS SEASON: 1****COLLEGE: USC****BORN: 5/11/83****ACQUIRED: FA-12**

Selected by Arizona Cardinals in first round (10th overall) of 2006 NFL Draft, April 29, 2006...Signed first contract, Aug. 16, 2006...Placed on reserve/injured (shoulder), Oct. 9, 2007...Terminated by Cardinals, Sept. 4, 2010...Signed by Houston Texans as free agent, Sept. 7, 2010...Re-signed by Texans as unrestricted free agent, July 31, 2011...Placed on reserve/injured (shoulder), Nov. 30, 2011...Terminated by Texans, March 13, 2012...Signed by Oakland Raiders as free agent, May 2, 2012.

**CAREER:** Former first-round draft pick and Heisman winner, joined Raiders in May 2012...Has played in 31 NFL games with 18 starts...Career totals include 3,950 yards on 350-for-608 passing, with 15 touchdowns.

**2011:** Played in two games with one start, completing 10-of-13 passes for 57 yards and one touchdown – all during his Game 11 start...(11/27) at JAC: With Houston in possession of the AFC's best record and having just lost starter Matt Schaub to a season-ending foot injury, sustained his own season-ending injury, to his throwing shoulder, in his first start in almost exactly two years; injured when Jaguars DE Jeremy Mincey drove him into the turf late in first half...Prior to injury, hit TE Joel Dreessen on a 20-yard touchdown to give Houston a 14-7 lead...Also engineered an eight-play, 67-yard TD drive in first quarter of eventual 20-13 triumph...(11/13) at TB: In reserve duty, saw first action since 2009 season; did not throw a pass...Placed on injured reserve on 11/30.

**2010:** In training camp with Arizona...Signed by Houston on 9/6...Inactive as the third quarterback in all 16 regular-season games.

**2009:** Played in eight games with one start, in addition to first postseason game, in final season with Cardinals...Completed 51-of-77 passes for 435 yards, with no TDs and three INTs...(11/29) at TEN: Made only start of season...Competed 21-of -31 passes for 220 yards...On an 80-yard fourth-quarter scoring drive, which gave Arizona a 17-13 lead, went 4-of-5 for 61 yards...Completed 20-plus yard passes to season-high

five different receivers...Postseason: (1/16/10) at NO: Saw action in reserve duty in NFC Divisional game, entering for injured QB Kurt Warner...Completed 7-of-10 passes for 61 yards.

**2008:** Saw limited action in four regular-season games, completing 15-of-29 attempts for 264 yards, with one TD and one INT...(12/21) at NE: Saw significant playing time as a reserve...Completed 6-of-14 passes for 138 yards...Connected on a career-long 78-yard touchdown pass, to WR Larry Fitzgerald.

**2007:** Started first five games of the season, leading Cardinals to a 3-2 record, before sustaining a year-ending injury...Went 60-for-112, for 647 yards, with two TD and four INT...(9/10) at SF: Started season opener...Completed 14-of-28 pass attempts for 102 yards, with two interceptions – one on a desperation pass at the end of the game -- and one touchdown, a 5-yard strike to Anquan Boldin to give Arizona a 17-13 lead with less than seven minutes left...Set up the TD with a career-long 20-yard carry, part of his personal-best 35 rushing yards...(9/16) vs. SEA:

Passed for 299 yards (23-for-37), a 30-yard TD toss to Leonard Pope, and orchestrated two fourth-quarter field goal drives to give Cardinals come-from-behind, 23-20 triumph...(9/23) at BAL: Eclipsed 3,000 yards passing...(9/30) vs. PIT: Led Cardinals on a 13-play, 82-yard touchdown drive that lasted seven minutes, giving Arizona a 21-7 lead with four minutes left in a 21-14 victory...(10/7) at STL: Completed 7-of-13 passes for 100 yards before suffering season-ending shoulder injury in the second quarter.

## AT A GLANCE

- Last name is pronounced LINE-ert.
- Has played in 31 career games with 18 starts.
- Joins third team after injuries ended first two seasons (2006-07) with Arizona, and 2011 campaign with Houston.
- Reconnects in Oakland with Texans quarterbacks coach Greg Knapp, now Raiders offensive coordinator, and fellow USC Heisman winner Carson Palmer.
- Selected 10th overall in the 2006 NFL Draft by the Arizona Cardinals.
- Won the Heisman in 2004, in addition to three All-America awards, and went 37-2 as a three-year starter, including a 2-1 record with national championships on the line. Owned a 37-2 record as a college starter.

# MATT LEINART

**2006:** Saw action in 12 games with 11 starts, taking over as starter in Week 5 of rookie season...(10/1) at ATL: Made NFL debut, replacing Kurt Warner...Completed 6-of-9 passes for 54 yards...(10/8) vs. KC: Made first career start, capping first two possessions with respective touchdowns of 49 and 5 yards to Anquan Boldin and Larry Fitzgerald...Completed 22-of-35 passes for 253 yards, in heartbreaking, 23-20 loss...(10/16) vs. CHI: Completed 24-of-42 passes for 232 yards and two touchdowns...Became first QB in NFL history to throw two touchdown passes in the first quarter of his first two starts, hitting Bryant Johnson for 11 yards and Boldin for 26 to spring board Cards to 23-3 lead, before Bears returned two second-half fumbles for TDs and won on Devin Hester's 83-yard punt return...(11/12) vs. DAL: Scored first rushing TD, a 3-yard run...(11/19) vs. DET: Garnered first NFL victory, a hard-fought 17-10 triumph in which his 9-yard TD run gave Cardinals 17-0 advantage early in second half...(11/26) at MIN: Established career highs with 31 completions on 51 pass attempts with one touchdown...Set a franchise rookie record with a career-high 405 yards passing, surpassing Jake Plummer's 1997 mark, 388...(12/3) at STL: Threw 11-yard TD pass to Fitzgerald and led Cardinals to 10 fourth-quarter points in 34-20 win...(12/10) vs. SEA: Threw a pair of touchdowns, one a go-ahead score to Fitzgerald in fourth-quarter, in 27-21 win...(12/24) at SF: Completed 9-of-13 passes for 162 yards and one touchdown before sustaining season-ending shoulder injury on sack by Roderick Green late in first half.

**COLLEGE:** A three-time All-American and one of the most decorated quarterbacks in college football history, won the 2004 Heisman Trophy and guided USC to two AP national championships in three opportunities...Lost just twice in 39 starts, compiling highest winning percentage of any USC quarterback and second-best in NCAA history (37-2, .949)...Guided USC to consecutive national titles, in 2003-04...In four seasons, completed 807-of-1,245 passes (64.8 percent)

for 10,693 yards, 99 touchdowns and only 23 interceptions...Started all 13 games as a senior in 2005, completing 283-of-431 passes for 3,815 yards and 28 TDs...In 41-38 loss to Vince Young and Texas in Rose Bowl title game, passed for 365 yards by completing 29-of-40 with one touchdown...During his junior Heisman season, led Trojans to a second straight national title, the first program to repeat since Nebraska in 1994-95, and one of just two teams in college history (Florida State, 1999) to pace the national polls from preseason through the postseason...In 2004, completed 269-of-412 passes for 3,332 yards and 33 touchdowns in 13 games...In 55-19 Orange Bowl triumph over previously undefeated and No. 2-ranked Oklahoma, completed 24-of-34 for 242 yards and five touchdowns...As a sophomore, completed 255-of-402 passes for 3,556 yards, with 28 touchdowns...Led team to a national championship...Against Michigan in Rose Bowl national-title contest, completed 23-of-34 for 327 yards and three touchdowns in 28-14 victory...Set Pac-10 single-season record by throwing 212 consecutive passes without an interception, over eight games...His 164.5 passing efficiency was the best in USC history, while his 38 touchdown passes were the second-most by any NCAA sophomore in history...Became the first USC sophomore ever to have back-to-back 300-yard passing games and the first Trojans sophomore to throw for 3,000 yards in a season...Sociology major.

**PERSONAL:** Attended Mater Dei High School in Santa Ana, Calif. ...Completed 192-of-309 passes for 2,870 yards and 28 touchdowns as a senior...Against national champion De La Salle, completed 31-of-47 passes for 447 yards and four touchdowns...Led team to a 9-3 record in 2000...Named All-Serra League Offensive MVP as a junior...Completed 150-of-233 passes for 2,400 yards and 15 touchdowns...Led team to CIF Division I co-championship in 1999...Did not play sophomore season due to rotator cuff injury in his left, throwing shoulder.

## MATT LEINART'S NFL STATISTICS

Year	Team	GP	GS	Att	Cmp	Pct	Yds	Yds/Att	TD	Int	Lg	Sk	Yds Lst	Rating
2006	Arizona	12	11	377	214	56.8	2,547	6.8	11	12	58	21	158	74.0
2007	Arizona	5	5	112	60	53.6	647	5.8	2	4	40	4	23	61.9
2008	Arizona	4	0	29	15	51.7	284	9.1	1	1	78	2	19	88.2
2009	Arizona	8	1	77	51	66.2	435	5.6	0	3	28	2	12	64.6
2010	Houston	inactive/third QB (16 games)												
2011	Houston	2	1	13	10	76.9	57	4.4	1	0	20	0	0	110.1
NFL totals (six years)		31	18	608	350	57.6	3,950	6.5	15	20	78	29	212	86.3
Arizona totals (four years)		29	17	595	340	57.1	3,893	6.5	14	20	78	29	212	86.9
Houston totals (two years)		2	1	13	10	76.9	57	4.4	1	0	20	0	0	110.1

## PLAYOFFS

Year	Team	GP	GS	Att	Cmp	Pct	Yds	Yds/Att	TD	Int	Lg	Sk	Yds Lst	Rating
2009	Arizona	1	0	10	7	70.0	61	6.1	0	0	16	0	0	85.8

Did not play in four Cardinals games during '08 postseason; on injured reserve during both Texans games during '11 postseason

## RUSHING

Year	Team	Att	Yds	Avg	Lg	TD
2006	Arizona	22	49	2.2	14	2
2007	Arizona	11	42	3.8	20	0
2008	Arizona	4	5	1.3	8	0
2009	Arizona	9	-6	-0.7	1	0
2011	Houston	1	-1	-1.0	-1	0
NFL totals		47	89	1.9	20	2

## 2011 NFL LEADERS: AVERAGE PER RECEPTION

Player	Team	Rec	Yds	Avg	TD
1 Malcom Floyd	SD	43	856	19.9	5
2 Johnny Knox	Chi	37	727	19.6	2
3 Victor Cruz	NYG	82	1536	18.7	9
4 Denarius Moore	Oak	33	618	18.7	5
5 Jordy Nelson	GB	68	1263	18.6	15



# SINGLE-GAME HIGHS AND CAREER MILESTONES

**PASSING:** Attempts — 51, at Min, 11/28/06. Completions — 31, at Min, 11/26/06. Yards — 405, at Min, 11/26/06. Touchdowns — 2, three times; last vs. Sea, 12/10/06. Interceptions — 2, five times; last at SF, 12/24/06. Long — 78, at NE, 12/21/08 (L.Fitzgerald, TD).

**RUSHING:** Attempts — 6, twice; last at SF, 9/10/07. Yards — 35, at SF, 9/10/07. Touchdowns — 1, twice; last vs. Det, 11/19/06. Long — 20, at SF, 9/10/07.

**NFL debut:** at Atl, 10/1/06, with Cardinals. **First NFL start:** vs. KC, 10/8/06, with Cardinals. **First TD pass:** vs. KC, 10/8/06 (A.Boldin, 49 yards), with Cardinals. **First win:** vs. Det, 11/19/06. **First rushing TD:** vs. Dal, 11/12/06. **Last rushing TD:** vs. Det, 11/19/06. **First interception:** at Atl, 10/1/06 (M.Boley), with Cardinals. **Last interception:** vs. GB, 1/3/10 (A.Bigby), with Cardinals.

## 2006, ARIZONA

2006, ARIZONA

Date	Opp	GP	GS	PASSING									RUSHING				
				Att	Cmp	Yds	Pct	TD	Int	Lg	Sk	Rtng	Att	Yds	Avg	LG	TD
09/10	SF-W	(did not play)															
09/17	at Sea-L	(did not play)															
09/24	StL-L	(did not play)															
10/01	at Atl-L	1	0	9	6	54	66.7	0	1	16	1	40.1	1	-7	-7.0	-7	0
10/08	KC-L	1	1	35	22	253	62.9	2	1	49	4	97.1	1	4	4.0	4	0
10/16	Chi-L	1	1	42	24	232	57.1	2	0	26	1	88.6	0	0	-	-	0
10/22	at Oak-L	1	1	32	13	203	41.0	0	2	58	3	36.3	3	5	1.7	3	0
10/29	at GB-L	1	1	35	14	157	40.0	1	1	22	4	51.7	1	2	2.0	2	0
11/12	Dal-L	1	1	38	20	216	52.6	0	2	43	1	47.7	4	18	4.5	13	1
11/19	Det-W	1	1	29	19	233	65.5	1	0	44	1	101.7	6	7	1.2	9	1
11/26	at Min-L	1	1	51	31	405	60.8	1	2	34	1	76.0	1	0	0.0	0	0
12/03	at StL-W	1	1	24	15	186	62.5	1	0	27	1	100.3	0	0	-	-	0
12/10	Sea-W	1	1	34	21	232	61.8	2	1	58	0	89.3	2	-3	-1.5	-1	0
12/17	Det-L	1	1	35	20	214	57.1	0	2	24	3	51.4	3	23	7.7	14	0
12/24	at SF-W	1	1	13	9	162	69.2	1	0	57	1	137.3	0	0	-	-	0
12/31	at SD-L	(inactive - shoulder)															
06 TOTALS		12	11	377	214	2547	56.8	11	12	58	21	74.0	22	49	2.2	14	2

## 2007, ARIZONA

2007, ARIZONA

Date	Opp	GP	GS	PASSING									RUSHING				
				Att	Cmp	Yds	Pct	TD	Int	Lg	Sk	Rtng	Att	Yds	Avg	LG	TD
29/10	at SF-L	1	1	28	14	102	50.0	1	2	15	1	41.1	6	35	5.8	20	0
09/16	Sea-W	1	1	37	23	299	62.2	1	1	40	0	85.3	1	-4	-4.0	-4	0
09/23	at Bal-L	1	1	20	9	53	45.0	0	0	10	1	52.1	1	2	2.0	2	0
09/30	Pit-W	1	1	14	7	93	50.0	0	0	38	1	71.4	3	9	3.0	9	0
10/07	at StL-W	1	1	13	7	100	53.8	0	1	27	1	47.0	0	0	-	-	0
10/14	Car-L		(injured reserve - collarbone)														
10/21	at Was-L		(injured reserve - collarbone)														
11/04	at TB-L		(injured reserve - collarbone)														
11/11	Det-W		(injured reserve - collarbone)														
11/18	at Cin-W		(injured reserve - collarbone)														
11/25	SF-L		(injured reserve - collarbone)														
12/02	Cle-W		(injured reserve - collarbone)														
12/09	at Sea-L		(injured reserve - collarbone)														
12/16	at NO-L		(injured reserve - collarbone)														
12/23	at W-L		(injured reserve - collarbone)														
12/30	StL-W		(injured reserve - collarbone)														
07 TOTALS		5	5	112	60	647	53.6	2	4	40	4	61.9	11	42	3.8	20	0

## 2008, ARIZONA

2008, ARIZONA

Date	Opp	GP	GS	PASSING									RUSHING				
				Att	Cmp	Yds	Pct	TD	Int	Lg	Sk	Rtng	Att	Yds	Avg	LG	TD
09/17	at SF-W	(did not play)															
09/14	Min-W	1	0	2	1	15	50.0	0	0	15	0	75.0	2	-2	-1.0	-1	0
09/21	at Was-L	(did not play)															
09/28	at NYJ-L	(did not play)															
10/05	Buf-W	(did not play)															
10/12	Dal-W	(did not play)															
10/26	at Car-L	(did not play)															
11/02	at STL-W	(did not play)															
11/10	SF-W	(did not play)															
11/16	at Sea-W	(did not play)															
11/23	NYG-L	(did not play)															
11/27	at Phi-L	(did not play)															
12/07	STL-W	(did not play)															
12/14	Min-L	1	0	5	3	28	5.6	0	0	12	0	75.4	0	0	-	-	0
12/21	at NE-L	1	0	14	6	138	9.9	1	1	78	2	72.9	1	8	8.0	8	0
12/28	Sea-W	1	0	8	5	83	10.4	0	0	35	0	97.4	1	-1	-1.0	-1	0
08 TOTALS		4	0	29	15	264	51.7	1	1	78	2	80.2	4	5	1.3	8	0
01/03	at W-L	(did not play)															
01/10	at Car-W	(did not play)															
01/10	Phi-W	(did not play)															
02/01	vs. Pit-L	(did not play)															

\*NFC Wild Card playoff; \*NFC Divisional playoff; \*NFC Championship; \*Super Bowl XLIII, Tampa

## RAIDERS WHO HAVE WON THE HEISMAN

Heisman Year	PLAYER	College Pos	College	With Raiders	Heisman Year	PLAYER	College Pos	College	With Raiders
1959	Billy Cannon	RB	LSU	1964-69	1991	Deshaun Howard	WR	Michigan	1997-98
1970	Jim Plunkett	QB	Stanford	1978-86	1997	Charles Woodson	CB	Michigan	1998-2005
1981	Marcus Allen	RB	USC	1982-92	2002	Carson Palmer	QB	USC	2011-12
1985	Bo Jackson	RB	Auburn	1987-90	NOTE: Rashawn Salaam and Andre Ware appeared on roster but did not play.				
1987	Tim Brown	WR	Notre Dame	1988-2003					





# MATT LEINART

## 2009, ARIZONA

2009, ARIZONA

Date	Opp	GP	GS	PASSING									RUSHING				
				Att	Cmp	Yds	Pct	TD	Int	Lg	Sk	Rtng	Att	Yds	Avg	LG	TD
08/13	SF-L	(did not play)															
08/20	at Jac-W	1	0	6	3	22	50.0	0	0	17	0	59.0	3	-3	-1.0	-1	0
09/27	Ind-L	1	0	2	2	7	100.0	0	0	5	0	81.2	0	0	-	-	0
10/11	Hou-W	(did not play)															
10/18	at Sea-W	1	0	2	2	16	100.0	0	0	11	0	100.0	1	1	1.0	1	0
10/25	at NYG-W	(did not play)															
11/01	Car-L	(did not play)															
11/08	at Chi-W	1	0	1	0	0	0.0	0	1	-	0	0.0	0	0	-	-	0
11/15	Sea-W	(did not play)															
11/22	at StL-W	1	0	14	10	74	71.4	0	0	20	1	83.6	1	-1	-1.0	-1	0
11/29	at Ten-L	1	1	31	21	220	67.7	0	0	28	1	88.1	1	0	0.0	0	0
12/06	Min-W	(did not play)															
12/14	at SF-L	(did not play)															
12/20	at Det-W	(did not play)															
12/27	StL-W	1	0	0	0	0	-	0	0	-	0	-	3	-3	-1.0	-1	0
01/03	GB-W	1	0	21	13	96	61.9	0	2	22	0	33.1	0	0	-	-	0
09 TOTALS		8	1	77	51	435	66.2	0	3	28	2	64.6	9	-6	-0.7	1	0
01/10	GB-W <sup>1</sup>	(did not play)															
01/16	at NO-L <sup>2</sup>	1	0	10	7	61	70.0	0	0	16	0	85.8	0	0	-	-	0

<sup>1</sup>WFC Wild Card playoff; <sup>2</sup>WFC Divisional playoff

## 2011, HOUSTON

2011, HOUSTON

Date	Opp	GP	GS	PASSING									RUSHING				
				Att	Cmp	Yds	Pct	TD	Int	Lg	Sk	Rtng	Att	Yds	Avg	LG	TD
09/11			(did not play)														
09/18	at Mia-W		(did not play)														
09/25	at NO-L		(did not play)														
10/02	Pit-W		(did not play)														
10/09	Oak-L		(did not play)														
10/16	at Bal-L		(did not play)														
10/23	at Ten-W		(did not play)														
10/30	Jac-W		(did not play)														
11/06	Chi-W		(did not play)														
11/13	at TB-W	1	0	0	0	0	-	0	0	-	0	-	1	-1	-1.0	-1	0
11/27	at Jac-W	1	1	13	10	57	76.9	1	0	20	0	110.1	0	0	-	-	0
12/04	Atl-W		(injured reserve - collarbone)														
12/11	at Cin-W		(injured reserve - collarbone)														
12/18	Car-L		(injured reserve - collarbone)														
12/22	at Ind-L		(injured reserve - collarbone)														
01/01	ten-L		(injured reserve - collarbone)														
11 TOTALS		2	1	13	10	57	76.9	1	0	20	0	110.1	1	-1	-1.0	-1	0
01/07	Cin-W <sup>1</sup>		(injured reserve - collarbone)														
01/15	at Bal-L <sup>2</sup>		(injured reserve - collarbone)														

<sup>1</sup>AFC Wild Card playoff; <sup>2</sup>AFC Divisional playoff

## RAIDERS QUARTERBACKS, 1960-2011

Beuerlein, Steve	Notre Dame	1988-90	Hilger, Rusty	Oklahoma State	1985-87	Pastorini, Dan	Santa Clara	1980
Blanda, George	Kentucky	1967-75	Hoibert, Billy Joe	Washington	1995-96	Peele, Rodney	USC	2001
Boller, Kyle	California	2010-11	Hollas, Donald	Rice	1998	Plunkett, Jim	Stanford	1979-86
Brooks, Aaron	Virginia	2006	Hostetler, Jeff	West Virginia	1993-96	Pryor, Terrelle	Ohio State	2011
Campbell, Jason	Auburn	2010-11	Hoving, Bobby	Ohio State	1998-2000	Rae, Mike	USC	1976-77
Collins, Kerry	Penn State	2004-05	Humm, David	Nebraska	1975-79	Reynolds, Billy	Pittsburgh	1960
Calpepper, Daunte	Central Florida	2007	Johnson, Rob	USC	2003	Reynolds, M.C.	LSU	1962
Culpepper, Cotton	Baylor	1962-68	Klingler, David	Houston	1996-97	Russell, JaMarcus	LSU	2007-09
Enis, Hunter	Texas Christian	1962	Lamonica, Darryle	Notre Dame	1967-74	Schroeder, Jay	UCLA	1988-92
Evans, Vince	USC	1995	Larson, Paul	California	1960	Stabler, Ken	Alabama	1970-79
Flores, Tom	Pacific	1960-61, 63-66	Lawrence, Larry	Iowa	1974-75	Tuissosopo, Marques	Washington	2001-03, 05-06, 08
Frye, Charlie	Akron	2009	Losman, J.P.	Tulane	2009	Walter, Andrew	Arizona State	2006-08
Gallejos, Chon	San Jose State	1962	Marinovich, Todd	USC	1991-92	Wilson, Marc	BYU	1980-87
Gannon, Rich	Delaware	1999-2004	Martin, Tee	Tennessee	2003	Wilson, Wade	East Texas State	1998
George, Jeff	Illinois	1997-98	McCown, Josh	Sam Houston State	2007	Wood, Dick	Auburn	1995
Gradkowski, Bruce	Toledo	2009-10	Mirer, Rick	Notre Dame	2003			
Green, Charlie	Wittenberg	1966	Palmer, Carson	USC	2011			
Heinrich, Don	Washington	1962	Parilli, Babe	Kentucky	1960			

Quarterbacks that played in at least one league game



29

**CORNERBACK/KICK RETURNER****HEIGHT: 5-11****WEIGHT: 185****NFL SEASON: 3****RAIDERS SEASON: 2****COLLEGE: SMU****BORN: 9/29/87****ACQUIRED: FA-11**

Signed by Dallas Cowboys as non-drafted free agent, April 30, 2010...Waived by Cowboys, Sept. 4, 2010...Claimed on waivers by Baltimore Ravens, Sept. 5, 2010...Waived by Ravens, Sept. 15, 2010...Signed by Dallas Cowboys to practice squad, Sept. 17, 2010...Signed by Cowboys to active roster, Nov. 4, 2010...Re-signed by Cowboys as exclusive-rights player, July 30, 2011...Waived by Cowboys, Sept. 20, 2011...Re-signed by Ravens as free agent, Oct. 4, 2011...Waived by Ravens, Nov. 5, 2011...Signed by Oakland Raiders as free agent, Nov. 17, 2011...Re-signed by Raiders as exclusive-rights player, April 2, 2012.

**CAREER:** Defensive back and return man with obvious big-play explosiveness, has played 21 combined games with Baltimore, Dallas and Oakland...Scored touchdowns on an interception and punt return as a rookie...Had a 91-yard kickoff return for the Raiders last season...Initially joined Raiders as free agent in November, 2011...Entered NFL as non-drafted free agent.

**2011:** Saw action in 12 combined games with the Cowboys (two games), Ravens (three) and Raiders (seven)...Signed by Raiders on 11/17, returned 13 kickoffs for 361 yards, including a 91-yard runback just shy of end zone...Also returned three punts for 29 yards...(11/20) at MIN: Made Raiders debut...Returned two kickoffs for 58 yards...(11/27) vs. CHI: Returned one kickoff for 27 yards and one punt for 1 yard...(12/4) at MIA: Returned one punt for 11 yards...Added two tackles (one solo) on defense and special teams...(12/11) at GB: Had three kickoff returns for 41 yards...(12/18) vs. DET: Returned two kicks for 38 yards and one punt for 17 yards...(12/24) at KC: Returned three kickoffs for 149 yards (49.7)...Returned game-opening kickoff 91 yards to set up a Raiders field goal...(1/1/12) vs. SD: Returned two kickoffs for 48 yards...Posted a solo tackle on special teams.

**2010:** Played in nine games with Dallas...Registered a 101-yard touchdown on an interception return and a 97-yard punt return for a touchdown...Totalled 15 tackles (14 solo), one interception and one pass defended...Signed to active roster by Cowboys from Ravens' practice squad on 11/4...(11/7) at GB: Made NFL debut, with Baltimore...Returned five kickoffs for 139 yards...(11/14) at NYG: Saw first action on defense, recording his first career interception and returned it

101 yards for a touchdown...The play set the Dallas record for longest interception return...Became just second rookie in the Super Bowl era with a 100-yard interception return for a touchdown, joining Detroit's Louis Delmas (12/20/09)...Named NFC Defensive Player of the Week...(11/21) vs. DET: Returned a punt 97 yards for a touchdown...Added two kickoff returns for 55 yards...Named NFC Special Teams Player of the Week...(11/25) vs. NO: Had three kickoff returns for 50 yards...(12/5) at IND: Totalled five solo tackles and two kickoff returns for 37 yards.

**COLLEGE:** Played in 48 games at SMU...Totalled 54 tackles, three interceptions and 34 kickoff returns for 824 yards...Also returned two blocked kicks for touch-

downs...Posted three games with at least 100 yards in returns...Started 11 games as a junior...Totalled 35 tackles, three interceptions and one sack...Added six punt returns for 31 yards...Started 12 games as a sophomore, playing both safety and cornerback...Recorded 59 tackles, seven passes defended and four interceptions...Co-winner of the James

Bradley "New Mustang" award for consistent play...Played in 11 games as a freshman, totaling 38 tackles, four passes defended and one interception...Also returned eight kickoffs for 136 yards...Economics major.

**PERSONAL:** Attended Putnam City High School in Oklahoma City, Okla. ...Led team to 10-2 record and state quarterfinals appearance...Also lettered in basketball and track.

### AT A GLANCE

- Has played in 21 career games with Baltimore, Dallas and the Raiders.
- Had a 91-yard kickoff return, just shy of the goal line, for Oakland in 2011.
- With Dallas as a non-drafted rookie in 2010, registered a pair of TDs, a 101-yard interception return and a 97-yard punt return.

## BRYAN McCANN

## BRYAN McCANN'S NFL STATISTICS

Year	Team	GP	GS	TACKLES					Yds	INTERCEPTIONS					FUMBLES		
				Tot	Solo	Asst	Sk	Yds		No	Yds	Lg	TD	PD	FF	FR	Yds
2010	Dallas	9	0	15	14	1	0.0	0.0		1	101	*101	1	1	0	0	0
	Baltimore	0	0	0	0	0	0.0	0.0		0	0	0	0	0	0	0	0
	10 totals	9	0	15	14	1	0.0	0.0		1	101	101	1	1	0	0	0
2011	Dallas	2	0	0	0	0	0.0	0.0		0	0	0	0	1	0	0	0
	Baltimore	3	0	1	0	1	0.0	0.0		0	0	0	0	0	0	0	0
	Oakland	7	0	3	2	1	0.0	0.0		0	0	0	0	0	0	0	0
	11 totals	12	0	4	2	2	0.0	0.0		0	0	0	0	1	0	0	0
NFL totals (two years)		21	0	19	16	3	0.0	0.0		1	101	101	1	2	0	0	0

Year	Team	KICKOFF RETURNS					PUNT RETURNS					
		No	Yds	Avg	Lg	TD	No	FC	Yds	Avg	Lg	TD
2010	Dallas	23	507	22.0	38	0	8	10	165	20.6	*97	1
2011	Dallas	1	26	26.0	26	0	2	0	13	6.5	16	0
	Baltimore	2	53	26.5	27	0	0	0	-	-	-	0
	Oakland	13	361	27.8	91	0	3	1	29	9.7	17	0
	11 totals	16	440	27.5	91	0	5	1	42	8.4	17	0
NFL totals (two years)		39	947	24.3	91	0	13	11	207	15.9	97	1

\*...led league.

ADDITIONAL STATISTICS: Career interceptions - Eli Manning.

## SINGLE-GAME HIGHS AND CAREER MILESTONES

TACKLES: Total - 5, twice; last at Ind., 12/5/10. Solo - 5, twice; last at Ind., 12/5/10. INTERCEPTIONS: 1, at NYG, 11/14/10. PASSES DEFENSED: 1, twice; last at NYJ, 9/11/11.

KICKOFF RETURNS: Returns - 5, at GB, 11/7/10. Yards - 149, at KC, 12/24/11. Long - 91, at KC, 12/24/11.

PUNT RETURNS: Returns - 3, at Ari., 12/25/10. Yards - 97, vs. Det., 11/21/10. Long - 97, vs. Det., 11/21/10.

NFL debut: at GB, 11/7/10, with Cowboys. First NFL interception: at NYG, 11/14/10, with Cowboys. Touchdowns (2): at NYG, 11/14/10, 101-yard INT return (E.Manning), with Cowboys; vs. Det., 11/21/10, 97-yard punt return.

## 2010, BALTIMORE

Date	Opp	GP	GS	Tot	So	As	Sk	Yd	Int	Yd	Lg	TD	PD	FF	FR
09/13	at NYJ-W	(inactive)													

## 2010, DALLAS

Date	Opp	GP	GS	Tot	So	As	Sk	Yd	Int	Yd	Lg	TD	PD	FF	FR
11/07	at GB-L	1	0	1	1	0	0.0	0.0	0	0	0	0	0	0	0
11/14	at NYG-W	1	0	5	5	0	0.0	0.0	1	101	101	1	1	0	0
11/21	Det-W	1	0	1	1	0	0.0	0.0	0	0	0	0	0	0	0
11/25	NO-L	1	0	0	0	0	0.0	0.0	0	0	0	0	0	0	0
12/05	at Ind-W	1	0	5	5	0	0.0	0.0	0	0	0	0	0	0	0
12/12	Phi-L	1	0	2	1	1	0.0	0.0	0	0	0	0	0	0	0
12/19	Was-W	1	0	0	0	0	0.0	0.0	0	0	0	0	0	0	0
12/25	at Ari-L	1	0	1	1	0	0.0	0.0	0	0	0	0	0	0	0
01/02	at Phi-W	1	0	0	0	0	0.0	0.0	0	0	0	0	0	0	0
10 TOTALS		9	0	15	14	1	0.0	0.0	1	101	101	1	1	0	0

## 2011, DALLAS

Date	Opp	GP	GS	Tot	So	As	Sk	Yd	Int	Yd	Lg	TD	PD	FF	FR
09/11	at NYJ-L	1	0	0	0	0	0.0	0.0	0	0	0	0	1	0	0
09/18	at SF-W	1	0	0	0	0	0.0	0.0	0	0	0	0	0	0	0

## 2011, BALTIMORE

Date	Opp	GP	GS	Tot	So	As	Sk	Yd	Int	Yd	Lg	TD	PD	FF	FR
10/16	Hou-W	1	0	0	0	0	0.0	0.0	0	0	0	0	0	0	0
10/24	at Jac-L	1	0	1	0	1	0.0	0.0	0	0	0	0	0	0	0
10/30	Ari-W	1	0	0	0	0	0.0	0.0	0	0	0	0	0	0	0

## 2011, OAKLAND

Date	Opp	GP	GS	Tot	So	As	Sk	Yd	Int	Yd	Lg	TD	PD	FF	FR
11/20	at Min-W	1	0	0	0	0	0.0	0.0	0	0	0	0	0	0	0
11/27	Chi-W	1	0	0	0	0	0.0	0.0	0	0	0	0	0	0	0
12/04	at Mia	1	0	2	1	1	0.0	0.0	0	0	0	0	0	0	0
12/11	at GB-L	1	0	0	0	0	0.0	0.0	0	0	0	0	0	0	0
12/18	Det-L	1	0	0	0	0	0.0	0.0	0	0	0	0	0	0	0
12/24	at KC-W	1	0	0	0	0	0.0	0.0	0	0	0	0	0	0	0
01/01	SD-L	1	0	1	1	0	0.0	0.0	0	0	0	0	0	0	0
11 TOTALS		12	0	4	2	2	0.0	0.0	0	0	0	0	1	0	0

## RAIDERS IN DALLAS MORNING NEWS SPECIAL-TEAMS RANKINGS

Knowing that quality special teams give NFL clubs an advantage in a league driven by parity, veteran Dallas Morning News writer Rick Gosselin produces a highly regarded list each year. These rankings objectively grade NFL teams in 22 kicking-game categories. A closer look at the Raiders in the rankings, including their 1991 first-place finish under special-teams coach Steve Otmayer:

1985.....9	1990.....23	1995.....26	2000.....6	2005.....26	2010.....4
1986.....13	1991.....1	1996.....14	2001.....10	2006.....24	2011.....15
1987.....22	1992.....18	1997.....17	2002.....25	2007.....26	
1988.....7	1993.....4	1998.....28	2003.....6	2008.....5	
1989.....4	1994.....7	1999.....26	2004.....23	2009.....13	





55

LINEBACKER  
HEIGHT: 6-4  
WEIGHT: 259

NFL SEASON: 3  
RAIDERS SEASON: 3  
COLLEGE: ALABAMA  
BORN: 7/14/89  
ACQUIRED: D1-10

Selected after junior season by Oakland Raiders in first round (eighth overall) of 2010 NFL Draft, April 22, 2010...Signed first contract, July 29, 2010.

**CAREER:** Exciting defensive standout, has made an immediate impact in two seasons with the Raiders... Has played in 30 games with 29 starts since entering the league after his junior year, in 2010...Career totals include 184 tackles (136 solo), 5½ sacks, one interception, one safety and 20 passes defended.

**2011:** Played in 15 games with 14 starts...Ranked second on the team with 99 tackles (77)...Set a career high with five sacks...Also recorded 14 passes defended and a safety...(9/18) at BUF: Racked up 10 tackles (seven solo) and established a career high with three passes defended, and forced a first-quarter punt with a sack of Ryan Fitzpatrick...(9/25) vs. NYJ: Set a career high with 12 tackles (seven solo), in 34-24 win...(11/10) at SD: Matched career high with three passes defended, in 24-17 win...(11/27) vs. CHI: Sacked Caleb Hanie in the first quarter, setting up a third-and-long pass resulting in an interception...(12/11) at GB: Recorded first career multiple-sack game...Sacked Aaron Rodgers for a

9-yard loss in the third quarter, forcing the Packers to settle for a field goal, then dropped Matt Flynn in the end zone for a safety in the fourth quarter...(12/18) vs. DET: Sacked Matthew Stafford for an 8-yard loss in the second quarter.

**2010:** Started 15 games in first NFL season...Named to The Sporting News All-Rookie Team...Ranked second on the team and fifth among NFL rookies with 85 tackles (59 solo)...Also recorded one interception, a ½ sack and six passes defended...(9/12) at TEN: Made NFL debut, starting at MLB...Became first Raiders rookie to start at MLB since Kirk Morrison in 2005...(10/24) at DEN: Combined with DE Trevor Scott to sack QB Kyle Orton for a 9-yard loss on first play of the second half...(10/31) vs. SEA: Registered a pass defended in a third straight contest...(11/28) vs. MIA: Recorded first career interception, picking off Chad Henne's deep second-quarter pass at the Raiders' 1-yard line to halt a potential scoring drive...(12/12) at JAC: Inactive due to foot injury, missing first career game...(1/2/11) at KC: Set a then-career high with nine total tackles (eight).

**COLLEGE:** Won Butkus Award as top linebacker in nation after his junior season, his final campaign at Alabama, when he led Crimson Tide to national championship...Started 37 of 41 games in three seasons at Alabama, totaling 275 tackles (139 solo), eight sacks, two fumble recoveries and five interceptions...Recorded 31½ career tackles for loss, fourth in program history...Unanimous first-team All-America selection as a junior...Anchored a unit that ranked fourth nationally in total defense (242.2 yards per game) and second

### AT A GLANCE

- First name is pronounced roh-LAND-doh.
- Has played in 30 games with 29 starts since entering the league as the eighth overall selection in the 2010 NFL Draft.
- Selected to 2010 All-Rookie Team by The Sporting News.
- Won the Butkus Award in leading Alabama to the 2009 national championship.
- Was an all-state tight end in high school, in addition to all-region as a linebacker, as the No. 1 player in the state of Alabama.

# ROLANDO McCLAIN

in run defense (68.2)...Semifinalist for the Lombardi and Bednarik awards...Started all 14 games in 2009, recording 105 tackles (53 solo) to lead the team, with two INTs...A finalist for the Butkus Award as a sophomore, garnered third-team All-America honors from the Associated Press, as well as first-team All-SEC recognition...Started all 14 games in 2008, posting a team-high 95 tackles...Recorded 12 tackles for loss, six passes defended, an interception and two fumble recoveries...Helped Alabama defense rank second nationally in rush defense (74.1 yards per game) and third in total defense (263.5)...Earned academic All-SEC honors...Against Kentucky in 2008, forced a first-quarter fumble and returned it 4 yards for a touchdown...In 27-21 win at No. 16 LSU, picked off Jarrett Lee...Played in all 13 games with eight starts as a freshman...Named Freshman

All-America by The Sporting News...Ranked fourth on the team with 75 tackles...Had five tackles for loss, one sack, four passes defended, three hurries and two interceptions...Set a career high with 15 tackles to lead the team against Auburn in the season finale...Also had his first career interception and returned it 23 yards...Recorded two interceptions against Colorado in the PetroSun Independence Bowl...General studies major.

**PERSONAL:** One of the nation's top prep linebackers at Decatur (Ala.) High School...Tallied 106 tackles and 13 stops for loss as a senior...Also earned all-state honors as a tight end, and All-Region 8 accolades at linebacker...Had 104 tackles, including 11 for loss, and four sacks as a junior...Had 24 receptions for 436 yards as a junior...Also started on the basketball team.

## ROLANDO McCLAIN'S NFL STATISTICS

Year	Team	GP	GS	TACKLES					Yds	INTERCEPTIONS					FUMBLES		
				Total	Solo	Asst	Sk			No	Yds	Lg	TD	PD	FF	FR	Yds
2010	Oakland	15	15	85	59	26	0.5	4.5		1	10	10	0	6	0	0	0
2011	Oakland	15	14	99	77	22	5.0	31.0		0	0	0	0	14	0	0	0
NFL totals (two years)		30	29	184	136	48	5.5	35.5		1	10	10	0	20	0	0	0

ADDITIONAL STATISTICS: Registered safety at Green Bay, 12/11/11. Career interceptions -- Chad Henne. Career sacks -- Matt Flynn, Caleb Hanie, Aaron Rodgers, Brad Smith, Matthew Stafford, Kyle Orton (9%).

## SINGLE-GAME HIGHS AND CAREER MILESTONES

TACKLES: Total -- 12, vs. NYJ, 9/25/11. Solo -- 9, vs. SD, 1/1/12. INTERCEPTIONS: 1, vs. Mia, 11/28/10. PASSES DEFENSED: 3, twice; last: at SD, 11/10/11. SACKS: 2, at GB, 12/11/11.

NFL debut: at Ten, 9/12/10. First NFL start: at Ten, 9/12/10. First NFL sack: at Den, 10/24/10 (K.Orton, shared with T.Scott). First NFL interception: vs. Mia, 11/28/10 (C.Henne).

### 2010, OAKLAND

Date	Opp	GP	GS	Tot	So	Sk	Yd	Int	Yd	Lg	TD	PD	FF	FR
09/12	at Ten-L	1	1	6	4	2	0.0	0.0	0	0	0	0	0	0
09/19	StL-W	1	1	6	3	3	0.0	0.0	0	0	0	0	0	0
09/26	at Ari-L	1	1	6	4	2	0.0	0.0	0	0	0	0	0	0
10/03	Hou-L	1	1	6	4	2	0.0	0.0	0	0	0	0	0	0
10/10	SD-W	1	1	7	5	2	0.0	0.0	0	0	0	0	0	0
10/17	at SF-L	1	1	2	1	1	0.0	0.0	0	0	0	1	0	0
10/24	at Den-W	1	1	2	1	1	0.5	4.5	0	0	0	1	0	0
10/31	Sea-W	1	1	5	3	2	0.0	0.0	0	0	0	1	0	0
11/07	KC-W	1	1	2	1	1	0.0	0.0	0	0	0	0	0	0
11/21	at Pit-L	1	1	7	4	3	0.0	0.0	0	0	0	0	0	0
11/28	Mia-L	1	1	8	7	1	0.0	0	10	10	0	1	0	0
12/05	at SD-W	1	1	7	7	0	0.0	0.0	0	0	0	0	0	0
12/12	at Jac-L	(inactive -- foot)												
12/19	Den-W	1	1	5	3	2	0.0	0.0	0	0	0	0	0	0
12/26	Ind-L	1	1	5	3	2	0.0	0.0	0	0	0	1	0	0
01/02	at KC-W	1	1	9	8	1	0.0	0.0	0	0	0	1	0	0
10 TOTALS		15	15	85	59	26	0.5	4.5	1	10	10	0	6	0

### 2011, OAKLAND

Date	Opp	GP	GS	Tot	So	Sk	Yd	Int	Yd	Lg	TD	PD	FF	FR
09/12	at Den-W	1	1	1	0	1	0.0	0.0	0	0	0	2	0	0
09/18	at Buf-L	1	1	10	7	3	1.0	6.0	0	0	0	3	0	0
09/25	NYJ-W	1	1	12	7	5	0.0	0.0	0	0	0	0	0	0
10/02	NE-L	1	1	7	5	2	0.0	0.0	0	0	0	1	0	0
10/09	at Hou-W	1	1	4	4	0	0.0	0.0	0	0	0	1	0	0
10/16	Cle-W	1	1	7	6	1	0.0	0.0	0	0	0	2	0	0
10/23	KC-L	1	1	2	1	1	0.0	0.0	0	0	0	0	0	0
11/06	Den-L	(did not play -- ankle)												
11/10	at SD-W	1	1	5	3	2	0.0	0.0	0	0	0	3	0	0
11/20	at Min-W	1	1	3	2	1	0.0	0.0	0	0	0	1	0	0
11/27	Chi-W	1	1	6	5	1	1.0	8.0	0	0	0	0	0	0
12/04	at Mia	1	0	8	7	1	0.0	0.0	0	0	0	0	0	0
12/11	at GB-L	1	1	7	7	0	2.0	9.0	0	0	0	0	0	0
12/18	Det-L	1	1	9	7	2	1.0	8.0	0	0	0	0	0	0
12/24	at KC-W	1	1	8	7	1	0.0	0.0	0	0	0	1	0	0
01/01	SD-L	1	1	10	9	1	0.0	0.0	0	0	0	0	0	0
11 TOTALS		15	14	99	77	22	5.0	31.0	0	0	0	14	0	0

## RAIDERS DRAFT CHOICES FROM TEAMS THAT WON AP NATIONAL CHAMPIONSHIP

Name	Pos	School	Drafted	Rd	Overall
Frank McDendon	T	Alabama	1965	19	147
Steve Bowman	HB	Alabama	1966	20	179
Chip Oliver	LB	USC	1968	11	298
Ted Koy	TE	Texas	1970	2	50
Mike Rae	QB	USC	1973	8	205
Mike Ryan	G	USC	1973	17	439
Dave Casper	TE	Notre Dame	1974	2	45

Name	Pos	School	Drafted	Rd	Overall
Steve Smith	RB	Penn State	1987	3	81
Charles Woodson	CB	Michigan	1998	1	4
Sebastian Janikowski	K	Florida State	2000	1	17
Philip Buchanon	DB	Miami (Fla.)	2002	1	17
Michael Huff	DB	Texas	2006	1	7
Louis Murphy	WR	Florida	2009	4	124
Rolando McClain	LB	Alabama	2010	1	8



20

**RUNNING BACK****HEIGHT: 6-1****WEIGHT: 218****NFL SEASON: 5****RAIDERS SEASON: 5****COLLEGE: ARKANSAS****BORN: 8/27/87****ACQUIRED: D1-08**

Selected after junior season by Oakland Raiders in first round (fourth overall) of 2008 NFL Draft, April 26, 2008...Signed first contract, June 6, 2008.

**CAREER:** Elite, all-purpose running back, was slowed by injury in fourth pro season...Highly respected by his peers in the league, named a Pro Bowl alternate despite playing in only seven games last year...Enjoyed a breakout campaign in 2010, becoming first Raider since 2007 to rush for 1,000 yards, with 1,157...Has played in 45 games with 32 starts in four NFL seasons...Career totals include 553 carries for 2,627 yards and 16 touchdowns...Also has 116 career receptions for 1,191 yards and four touchdowns.

**2011:** Played in seven games, missing final nine contests with a foot injury...Was among league leaders in

rushing through seven games...Totalled 614 rushing yards on 113 carries (5.4 avg.) with four touchdowns...Tabbed as an alternate for the Pro Bowl...(9/12) at DEN: In 23-20 win, carried 22 times for 150 yards, averaging 6.8 yards per carry, with three bursts of 20 or more yards...Had a 20-yard run on a third-and-13 play in the first quarter that helped set up Raiders' first touchdown...Added another 20-yard run late in the second quarter, around left end to the Denver 24-yard line to set up a Sebastian Janikowski field goal...Broke off a 47-yard run in the fourth quarter to set up a critical Raiders touchdown, giving Oakland 23-13 advantage...(9/18) at BUF: Registered 143 total yards from scrimmage with two touchdowns...Tied a career high with seven receptions, for 71 yards and one touchdown, a 12-yard strike from Jason Campbell that gave Oakland a 28-24 fourth-quarter lead...Also ran for a 5-yard TD in second quarter...(9/25) vs. NYJ: A catalyst in a 34-24 win, tabbed for AFC Offensive Player of the Week honors after rushing for 171 yards on 19 carries (9.0 avg.)...Also named FedEx Ground NFL Player of the Week...Yardage marked a career high and ranked as the ninth-highest single-game total in franchise history...Ran for a 2-yard

touchdown on the Raiders' opening possession...Produced a career-long touchdown run of 70 yards in the second quarter, cutting the Jets' lead to three points...Also produced a 27-yard run in the third quarter to set up a Raiders touchdown and give the Silver and Black a 24-17 lead...(10/2) vs. NE: Had a 41-yard run in the second quarter that set up a Raiders touchdown...Added four receptions for 48 yards, including a 26-yard catch and run in the fourth quarter...(10/9) at HOU: Rushed for 51 yards on 16 carries in an emotional victory one day after the passing of owner Al Davis...Had a 20-yard run at the end of the third quarter that helped set up a Raiders touchdown...(10/16) vs. CLE: Totalled

91 yards on 20 carries with a touchdown...Had a 24-yard run on the Raiders' first play from scrimmage...Carried seven times for 50 yards on the team's opening drive, culminating in his 5-yard touchdown...(10/23) vs. KC: Limited to two carries and one reception due to a foot injury...Inactive for final nine games of the season.

**2010:** Made 13 starts, carrying 223 times for 1,157 yards and seven touchdowns...Rushing total marked the fifth highest in Raiders history...Became the first Raider since 1997 to

post six 100-yard rushing games in a season...Named FedEx Ground NFL Player of the Week twice...Led the NFL with nine runs of 30 yards or longer...Ranked second on the team with 47 receptions, for 507 yards and three touchdowns...Inactive for three games due to hamstring and toe injuries...(9/12) at TEN: Produced 150 yards of total offense in season opener...Added a team-high six receptions for 55 yards and a touchdown, a 7-yard pass from Jason Campbell in the fourth quarter...(9/19) vs. STL: Posted 145 yards on a career-high 30 carries...Broke through the middle for a 30-yard run, setting up a third-quarter touchdown that gave the Raiders the lead for good in a 16-14 victory...

**AT A GLANCE**

- Enjoyed a breakout campaign in 2010, becoming first Raider since 2007 to rush for 1,000 yards, with 1,157 yards on the ground.
- Has played in 45 games with 32 starts in four NFL seasons, totaling 553 carries for 2,627 yards and 16 touchdowns.
- Named a Pro Bowl alternate despite playing in only seven games in 2011.
- Won back-to-back Doak Walker Awards at Arkansas, and became the only player in history to finish runner-up for the Heisman twice (to Troy Smith in 2006 and Tim Tebow in 2007).
- A quarterback in high school before signing with Arkansas, where he completed 14 of 22 passes (63.6 percent) for 205 yards and seven touchdowns.



# DARREN McFADDEN

(9/26) at ARI: Recorded second straight 100-yard rushing game...Touched the ball five times during a six-play scoring drive at the end of the second quarter, rushing four times for 44 yards, including a 33-yard spurt and 2-yard TD, and an 18-yard catch from Bruce Gradkowski...(10/3) vs. HOU: Connected with Gradkowski on a 43-yard reception in the first quarter that set up Raiders' first touchdown...Added a 23-yard run on Raiders' fourth-quarter touchdown drive...(10/24) at DEN: Returned from injury to post a record-breaking performance in 59-14 win... Received AFC Offensive Player of the Week...Tied franchise records with four total touchdowns and 24 points...Helped team set Raiders records in points (59) and touchdowns (eight)...Rushed for a then-career-high 165 yards on 16 carries with three touchdowns...Ran for a 57-yard touchdown in the third quarter, giving Oakland 51-14 lead...Also rushed for a pair of 4-yard scores in the first half...On the day, had two receptions for 31 yards, including a 19-yard touchdown catch from Campbell in the second quarter...In first quarter, rushed six times for 63 yards and one TD, including a 40-yard scamper that set up a FG...Scored two second-quarter touchdowns, a 19-yard reception and a 4-yard run...(10/31) vs. SEA: Posted second straight 100-yard game with 111 yards on 21 carries...Broke off a 49-yard run, helping set up a third-quarter field goal...(11/7) vs. KC: Took a first-down handoff and ran 34 yards to help set up a third-quarter touchdown...(11/28) vs. MIA: Totaled a career-high with seven receptions, for 63 yards...(12/5) at SD: Scored on a 7-yard fourth-quarter run to seal Raiders' 28-13 victory...(12/12) at JAC: Gained 209 yards from scrimmage and scored three touchdowns, including second-half runs of 51 and 36 yards... Added three receptions for a career-high 86 yards, including a touchdown on a career-long 67-yard reception in the first quarter...(12/19) vs. DEN: Posted sixth 100-yard rushing game of the season... Rushed for 56 yards on three carries, including 19- and 36-yard carries, during a first-quarter drive, setting up a TD...Added a 20-yard fourth-quarter run.

**2009:** Saw action in 12 games with seven starts... Ranked third on the team with 357 rushing yards on 104 carries and one touchdown...Also ranked fourth on the team with 21 receptions for 245 yards...Inactive due to knee injury for four games from 10/11-11/1...(9/20) at KC: Scored game-winning touchdown on a 5-yard run with 1:07 remaining in regulation...(11/15) vs. KC: Returned to action after missing four games with knee injury...(11/26) at DAL: Hauled in a season-high four receptions, for 43 yards...(12/13) vs. WAS: Had three receptions for a then-career-high 84 yards, including a 48-yard reception from Gradkowski, helping to set up a first-quarter FG...(12/20) at DEN: Set season highs with 12 carries and 74 yards, including a season long of 28 yards in the third quarter.

**2008:** Saw action in 13 games with five starts as a rookie...Inactive for three midseason games from 10/26-11/9 with painful toe injury...Ranked second on the team with 499 rushing yards on 113 carries...Led team with four rushing touchdowns...Also ranked second on the team with 29 receptions for 285 yards...(9/8) vs. DEN: Started at RB in his NFL debut...Had nine carries for 46 yards...(9/14) at KC: Enjoyed a breakout game, rushing for 164 yards on 21 carries...Yardage total tied

for 10th-highest in Raiders history...Scored first career touchdown on a 19-yard run in the third quarter... Also broke off a 50-yard run on a third-quarter scoring drive...Named FedEx Ground NFL Player of the Week...(10/19) vs. NYJ: In a 16-13 overtime win over Brett Favre and the Jets, recorded a 16-yard catch and a 13-yard rushing attempt on a Raiders' third-quarter scoring drive...Then took a short pass from JaMarcus Russell and scampered 25 yards to set up a fourth-quarter field goal...(11/16) at MIA: Returned to action after being inactive for three weeks due to toe injury...(11/23) at DEN: Recorded two 1-yard touchdown runs for first career multiple-touchdown game...His fourth-quarter score sealed Raiders' 31-10 victory...(11/30) vs. KC: Had three receptions for 50 yards...Gained 20 yards on a first-quarter lateral from WR Ronald Curry that helped set up a field goal...(12/14) vs. NE: Ran for an 11-yard touchdown in the fourth quarter, and added three receptions for a season-high 68 yards...(12/21) vs. HOU: In 27-16 win, had a team-high five receptions, for 41 yards.

**COLLEGE:** Won consecutive Doak Walker Awards, and twice finished runner-up for the Heisman, at Arkansas...Shattered numerous school and Southeastern Conference records during three collegiate seasons, establishing himself as one of the conference's elite all-time backs...In 38 games, had 4,590 yards on 785 carries (5.9 avg.), with 41 touchdowns...Caught 46 passes for 365 yards (7.9 avg.) and two scores, and returned 38



RAIDERS.COM



kickoffs for 926 yards (24.4 avg.) and a touchdown... Also completed 14 of 22 passes (63.6 percent) for 205 yards and seven touchdowns... Totaled 268 points with 44 overall touchdowns and amassed 5,881 all-purpose yards (154.8 per game)... Ran for 100 or more yards in 22 games... By gaining 1,113 yards rushing in 2005, 1,647 in 2006 and a school-record 1,830 in 2007, joined Georgia's Herschel Walker (1980-82) as the only players in SEC history to rush for more than 1,000 yards as a freshman, sophomore and junior... Became the first sophomore to win the Doak Walker Award, and by winning in 2006 and 2007, joined Ricky Williams of Texas (1997-98) as the only player to win that honor twice... Also became the first player to twice finish second in the voting for the Heisman Trophy (2006-07)... McFadden (1,647 yards in 2006 and 1,830 in 2007) and Felix Jones (1,168 in 2006 and 1,162 in 2007) became the first teammates in SEC history to run for more than 1,000 yards in consecutive seasons, and the third tandem to accomplish that feat in one campaign... Consensus All-America as a junior while again winning the Doak Walker Award, finishing second in the Heisman Trophy race to Tim Tebow... Gained more than 100 yards rushing 10 times; broke his own school record with 1,830 yards and 16 touchdowns on 325 rushes (5.6 avg.)... Had 21 catches for 164 yards (7.8 avg.) and a score, connected on 6-of-11 pass attempts for 123 yards and four touchdowns... Finished the season with 102 points scored, and gained 2,310 all-purpose yards (177.7 per game) to set a conference mark and break his own single-season Arkansas record of 2,058 in 2006... His 355 all-purpose yards vs. South Carolina in 2007 set a school record, breaking his own mark of 315... His 321 yards rushing vs. South Carolina in 2007 topped the school record of 271 and tied the conference mark... His 325 yards in 2007 set the school's single-season record and his 4,590 yards rushing shattered the previous program record of 3,570; the total ranks second in conference annals behind Walker (5,259 in 33 games, 1980-82)... His average of 120.8 rushing yards per game placed him third on the SEC's career record list behind Walker (159.4) and Florida's Emmitt Smith (126.7, 1987-89)... His 2007 total of 1,830 yards on the ground was surpassed only by Walker's 1,891 yards (1981) on the SEC single-season list... His 16 touchdown runs in 2007 tied for third on the school's single-season list... As a sophomore in 2006, rushing total of 1,647 on 284 attempts (5.8 avg.) was

more than that of 54 of the 119 Division I FBS teams (45.4 percent), while 14 rushing touchdowns were better than 43 teams nationally (36.1 percent)... A consensus All-American, Doak Walker Award winner and Heisman runner-up, finished second in voting to Ohio State's Troy Smith... Had 11 receptions for 149 yards (13.5) and a score while completing 7-of-9 passes (77.8 percent) for 69 yards and three touchdowns... Averaged 26.2 yards with a score on 10 kickoff returns, and 147 all-purpose yards, scoring 98 points... Rushed for more than 100 yards eight times... In 2005, set school freshman rushing records with 1,113 yards and 11 scores on 176 carries (6.3 avg.)... Caught 14 passes for 52 yards, returned 12 kickoffs for 348 yards (29.0 avg.) and averaged 137.5 all-purpose yards per game... An honorable-mention All-American (Pro Football Weekly) and first-team Freshman All-American, garnered conference Freshman of the Year honors from the Associated Press and the SEC's coaches.

**PERSONAL:** Attended Pulaski Oak Grove High School (Little Rock, Ark.) and became the only player from Arkansas to be named to the Parade All-America team in 2004... A two-time all-state, all-area and all-South choice... The Arkansas Democrat-Gazette's Offensive Player of the Year as a senior... As a senior, rushed for 1,965 yards and 27 touchdowns on 184 carries... Also had three receptions for 67 yards and one score, completed six of 15 passes for 75 yards and two touchdowns as a quarterback, and returned nine punts for 370 yards and three touchdowns... As a junior, rushed for a school-record 2,027 yards and 19 touchdowns on 204 carries... Averaged 9.9 yards per attempt... Hauled in nine passes for 252 yards and two touchdowns as a junior and also gained 103 yards on 12 punt returns... In his sophomore campaign, rushed for 859 yards and 13 touchdowns on 109 carries... Had 12 receptions for 333 yards and five scores, returned 10 punts for 82 yards and 14 kickoffs for 372 yards... Totaled 4,871 yards rushing on 497 attempts (9.8 avg.) in his prep career... In addition to football, was a standout in baseball and track, as a sprinter... Volunteered his time with NFL Play 60 PSA photo shoot during June 2012... Also a part of the NFL Play 60 Fit and Funny event in Los Angeles in June of 2012... Held the Darren McFadden Youth Football Camp in Arkansas during June of 2012.

## DARREN McFADDEN

## DARREN McFADDEN'S NFL STATISTICS

Year	Team	GP	GS	RUSHING						RECEIVING					
				Att	Yds	Avg	Lg	TD		No	Yds	Avg	Lg	TD	
2008	Oakland	13	5	113	498	4.4	50	4		29	285	9.8	27	0	
2009	Oakland	12	7	104	357	3.4	28	1		21	245	11.7	40	0	
2010	Oakland	13	13	223	1157	5.2	57	7		47	507	10.8	67	3	
2011	Oakland	7	7	113	614	5.4	70	4		19	154	8.1	26	1	
NFL totals (four years)		45	32	553	2627	4.8	70	16		116	1191	10.3	67	4	

ADDITIONAL STATISTICS: Threw incomplete pass vs. KC, 11/7/10. Sacked for 5-yard loss (M. Roth) at Mia, 11/16/08. Fumbles – 3 in 2008, 5 in 2009, 4 in 2010, 1 in 2011; NFL total: 13. Miscellaneous tackles – 5 in 2008, 1 in 2009, 2 in 2010, 2 in 2011; NFL total: 10. Miscellaneous fumble recoveries – 1 in 2008, 2 in 2011; NFL total: 3.

## SINGLE-GAME HIGHS AND CAREER MILESTONES

RUSHING: Attempts: 30, vs. StL, 9/19/10. Yards – 171, vs. NYJ, 9/25/11. Long – 70, vs. NYJ, 9/25/11. Touchdowns – 3, at Den, 10/24/10.

RECEIVING: Receptions – 7, twice; last at Buf, 9/18/11. Yards – 86, at Jac, 12/12/10. Long – 67, at Jac, 12/12/10. Touchdowns – 1, four times, last at Buf, 9/18/11.

NFL debut: vs. Den, 9/8/08. First NFL start: vs. Den, 9/8/08. First NFL touchdown: at KC, 9/14/08. First 100-yard rushing game: at KC, 9/14/08. Last 100-yard rushing game: vs. NYJ, 9/25/11.

## 2008, OAKLAND

Date	Opp	GP	GS	RUSHING						RECEIVING						Total Offense
				Att	Yds	Avg	Lg	TD		No	Yds	Avg	Lg	TD		
09/08	Den-L	1	1	9	46	5.1	10	0		1	11	11.0	11	0		57
09/14	at KC-W	1	1	21	164	7.8	50	1		1	9	9.0	9	0		173
09/21	at Buf-L	1	1	14	42	3.0	12	0		3	6	2.0	7	0		48
09/28	SD-L	1	1	7	20	2.9	8	0		2	17	8.5	10	0		37
10/12	at NO-L	1	0	8	30	3.8	8	0		0	0	-	-	0		30
10/19	NYJ-W	1	0	8	39	4.9	15	0		3	50	16.7	25	0		89
10/26	at Bal-L	(inactive – toe)														
11/02	at L-L	(inactive – toe)														
11/09	Car-L	(inactive – toe)														
11/16	at Mia-L	1	0	3	13	4.3	8	0		2	1	0.5	2	0		14
11/23	at Den-W	1	0	10	30	3.0	11	2		2	14	7.0	9	0		52
11/30	KC-L	1	0	7	13	1.9	7	0		3	50	16.7	20	0		63
12/04	at SD-L	1	0	1	0	0.0	0	0		2	8	4.0	8	0		8
12/14	NE-L	1	0	12	46	3.8	12	1		3	68	22.7	27	0		114
12/21	Hou-W	1	0	12	46	3.8	14	0		5	41	8.2	17	0		87
12/28	at TB-W	1	1	2	2	1.0	2	0		2	10	5.0	6	0		12
08 TOTALS		13	5	113	498	4.4	50	4		29	285	9.8	27	0		784

## 2009, OAKLAND

Date	Opp	GP	GS	RUSHING						RECEIVING						Total Offense
				Att	Yds	Avg	Lg	TD		No	Yds	Avg	Lg	TD		
09/14	SD-L	1	1	17	68	4.0	11	0		2	25	12.5	13	0		93
09/20	at KC-W	1	1	12	35	2.9	8	0		2	20	10.0	11	0		55
09/27	Den-L	1	1	12	45	3.8	15	0		2	3	1.5	7	0		48
10/04	Hou-L	1	1	6	-2	-0.3	5	0		1	5	5.0	5	0		3
10/11	at NYG-L	(inactive – knee)														
10/18	Phi-W	(inactive – knee)														
10/25	NYJ-L	(inactive – knee)														
11/01	at SD-L	(inactive – knee)														
11/15	KC-L	1	0	4	11	2.8	4	0		0	0	-	-	0		11
11/22	Cin-W	1	0	6	25	4.2	9	0		3	10	3.3	6	0		35
11/26	at Bal-L	1	0	6	23	3.8	12	0		4	43	10.8	16	0		66
12/06	at Pit-W	1	0	9	25	2.8	7	0		0	0	-	-	0		25
12/13	Was-L	1	0	8	21	2.6	7	0		3	84	28.0	48	0		105
12/20	at Den-W	1	0	12	74	6.2	28	0		0	0	-	-	0		74
12/27	at Cle-L	1	1	7	23	3.3	8	0		4	55	13.8	23	0		78
01/03	SD-L	1	1	5	9	1.8	5	0		0	0	-	-	0		9
09 TOTALS		12	7	104	357	3.4	28	1		21	245	11.7	48	0		602

## 2010, OAKLAND

Date	Opp	GP	GS	RUSHING						RECEIVING						Total Offense
				Att	Yds	Avg	Lg	TD		No	Yds	Avg	Lg	TD		
09/12	at Ten-L	1	1	18	95	5.3	13	0		6	55	9.2	16	1		150
09/19	StL-W	1	1	30	145	4.8	30	0		2	8	4.0	5	0		153
09/26	at Ari-L	1	1	25	105	4.2	33	1		2	17	8.5	18	0		122
10/03	Hou-L	1	1	12	47	3.9	23	0		6	82	13.7	43	0		129
10/10	SD-W	(inactive – hamstring)														
10/17	at SF-L	(inactive – hamstring)														
10/24	at Den-W	1	1	16	165	10.3	57	3		2	31	15.5	19	1		196
10/31	StL-W	1	1	21	111	5.3	49	0		2	24	12.0	13	0		135
11/07	KC-W	1	1	17	89	5.2	34	0		4	25	6.3	16	0		114
11/21	at Pit-L	1	1	10	14	1.4	4	0		2	16	8.0	10	0		30
11/28	Mia-L	1	1	8	2	0.3	6	0		7	63	9.0	20	0		65
12/05	at SD-W	1	1	19	97	5.1	20	1		3	30	10.0	19	0		127
12/12	at Jac-L	1	1	16	123	7.7	51	2		3	86	28.7	67	1		209
12/19	Den-W	1	1	20	119	6.0	36	0		4	39	9.8	21	0		158
12/26	Ind-L	1	1	11	45	4.1	26	0		4	31	7.8	12	0		76
01/02	at KC-W	(inactive – toe)														
10 TOTALS		13	13	223	1157	5.2	57	7		47	507	10.8	67	3		1664

## 2011, OAKLAND

Date	Opp	GP	GS	RUSHING						RECEIVING						Total Offense
				Att	Yds	Avg	Lg	TD		No	Yds	Avg	Lg	TD		
09/12	at Den-W	1	1	22	150	6.8	47	0		1	6	6.0	6	0		156
09/18	at Buf-L	1	1	20	72	3.6	14	1		7	71	10.1	16	1		143
09/25	NYJ-L	1	1	19	171	9.0	70	2		3	7	2.3	12	0		178
10/02	NE-L	1	1	14	75	5.4	41	0		4	48	12.0	26	0		123
10/09	at Hou-W	1	1	16	51	3.2	20	0		2	17	8.5	13	0		68
10/16	Cle-W	1	1	20	91	4.6	24	1		1	2	2.0	2	0		93
10/23	KC-L	1	1	2	4	2.0	2	0		1	3	3.0	3	0		7
11/06	Den-L	(inactive – foot)														
11/10	at SD-W	(inactive – foot)														
11/20	at Min-W	(inactive – foot)														
11/27	Chi-W	(inactive – foot)														
12/04	at Mia	(inactive – foot)														
12/11	at GB-L	(inactive – foot)														
12/18	Det-L	(inactive – foot)														
12/24	at KC-W	(inactive – foot)														
01/01	SD-L	(inactive – foot)														
11 TOTALS		7	7	113	614	5.4	70	4		19	154	8.1	26	1		768

## ACTIVE NFL LEADERS, AVERAGE PER CARRY

Player	Years	G	Att	Yds	Avg	Lg	TD
Michael Vick	2001-11	111	729	5219	7.16	58	33
DeAngelo Williams	2006-11	80	996	5047	5.07	77	38
Jonathan Stewart	2008-11	62	725	3500	4.83	67+	



46

**RUNNING BACK****HEIGHT: 6-0****WEIGHT: 216****NFL SEASON: 1****RAIDERS SEASON: 1****COLLEGE: FRESNO STATE****BORN: 4/29/88****ACQUIRED: FA-11**

Signed by Dallas Cowboys as non-drafted free agent, April 30, 2010...Waived by Cowboys, Sept. 4, 2010...Re-signed by Cowboys to practice squad, Sept. 6, 2010...Signed by Cowboys to active roster, Dec. 3, 2010...Waived by Cowboys, Sept. 3, 2011...Signed by Oakland Raiders to practice squad, Dec. 7, 2011...Re-signed by Raiders as reserve/future free agent, Jan. 3, 2012.

**CAREER:** Running back with NFL experience, finished 2011 season on Raiders practice squad...Saw action in four games with the Dallas Cowboys in 2010.

**2011:** In training camp with the Cowboys...Waived on 9/3...Signed to Raiders practice squad on 12/7.

**2010:** Played in four games with the Cowboys...Spent 12 weeks on practice squad before being signed to the active roster on 12/3...(12/5) at IND: Made NFL debut, seeing action on special teams...Credited with a fumble recovery on kick-return duty.

**COLLEGE:** A four-year letterman at Fresno State, played in 45 career games and scored 20 touchdowns...Played in all 13 games as a senior and finished with 367 rushing yards and four touchdowns on 68 carries...Added nine receptions for 38 yards...As a junior, rushed for 844 yards on 120

carries with seven touchdowns...Averaged 6.8 yards per carry...Had a 90-yard run against Hawaii, the second-longest in the NCAA on the season...Started eight of 10 games as a sophomore...Ranked third on the team with 624 rushing yards, on 132 carries with seven touchdowns...Had a 72-yard touchdown run...Saw action in 10 games as a true freshman...Ranked

second on the team with 284 rushing yards on 54 carries with two touchdowns.

**PERSONAL:** Attended Kaiser High School in Fontana, Calif. ...Named Sunkist League Offensive MVP, first-team All-CIF Southern Section and third-team all-state...As a senior, finished fourth in the state with 2,567 rushing yards, with 34 touchdowns...Rushed for more than 100 yards in every game and had seven efforts of 200 or more ground yards...Also played defense, recording 19 tackles and two interceptions.

**AT A GLANCE**

- First name is pronounced lon-YAY.
- Made NFL debut in 2010 with the Cowboys, seeing action on special teams and earning credit for a fumble recovery on kick-return duty.
- In four years at Fresno State, played in 45 career games and scored 20 touchdowns.

**LONYAE MILLER'S NFL STATISTICS**

Year	Team	GP	GS	RUSHING					RECEIVING				
				Att	Yds	Avg	Lg	TD	No	Yds	Avg	Lg	TD
2010	Dallas	4	0	0	0	-	-	0	0	0	-	-	0

ADDITIONAL STATISTICS: Special-teams fumble recoveries: 1 in 2010.

**CAREER MILESTONES**

NFL debut: at Ind., 12/5/10, with Cowboys

**200-PLUS GAMES PLAYED WITH SAME TEAM, SINCE 1992**

Gm	Player	Team	Gm	Player	Team	Gm	Player	Team
311	Jason Hanson	Det	224	Will Shields	KC	208	Peyton Manning	Ind
256	David Binn	SD	222	Roy Lewis	Bal	208	Bryant Young	SF
236	Jason Elam	Den	217	Hines Ward	Pit	204	Jason Taylor	Mia
225	Ronde Barber	TB	216	Michael Strahan	NYG	201	Mark Strong	Sea
224	Derrick Brooks	TB	215	Patrick Mannelly	Chi	Players that began career 1992 or later		



## MIKE MITCHELL

34



**SAFETY**  
**HEIGHT: 6-0**  
**WEIGHT: 213**

**NFL SEASON: 4**  
**RAIDERS SEASON: 4**  
**COLLEGE: OHIO**  
**BORN: 6/10/87**  
**ACQUIRED: D2-09**

Selected by Oakland Raiders in second round (47th overall) of 2009 NFL Draft, April 25, 2009...Signed first contract, July 29, 2009.

**CAREER:** Hard-hitting safety, enters fourth season with the Silver and Black...Has played in 45 career games with seven starts...Career totals include 98 tackles (74 solo), 2½ sacks, 10 passes defended and two interceptions... Became highest-selected player from Ohio since the New York Giants chose G-T Art Lewis ninth overall in the inaugural NFL Draft, 1936.

**2011:** Played in 13 games with four starts...Totaled 31 tackles (22 solo), one sack, one interception and five passes defended...Missed first three games of the season due to knee injury...(10/2) vs. NE: Recorded a sack in season debut, on third-and-17 to force a fourth-quarter punt...(10/23) vs. KC: Recorded a season-high five tackles...(12/11) at GB: Posted his second career interception, picking off a second-quarter Aaron Rodgers pass in the end zone to halt a potential scoring drive.

**2010:** Saw action in all 16 games with three starts...Totaled 51 tackles (41 solo), one interception, five passes defended, one forced fumble and two fumble recoveries...(9/26) at ARI: Made first career start...(10/10) vs. SD: Recovered a second-quarter fumble at the Raiders' 1-yard line to halt a potential scoring drive...(10/24) at DEN: Started at safety and forced a second-quarter fumble in Denver territory recovered by Tyvon Branch to set up a touchdown...(11/7) vs. KC: Established a career high with seven tackles (six solo)...(12/12) at JAC: Recorded first career interception on a tipped pass by Branch in the second quarter...(12/26) vs. IND: Started at safety and recovered teammate Chris Johnson's fumble after a fourth-quarter interception to set up a FG that brought Oakland to within one score at 24-19.

**2009:** Played in all 16 games at SS and on special teams...Totaled 16 tackles (11 solo), 1½ sacks and two fumble recoveries...(9/14) vs. SD: Made NFL de-

but, playing on special teams, where he recorded one tackle...(9/20) at KC: In fourth quarter, averted disaster by recovering a punt muffed by Javon Walker, preserving a 6-3 lead in a 13-10 win...(9/27) vs. DEN: Recovered a Correll Burkhalter fumble on the Denver 11-yard line...(12/13) vs. WAS: Recorded first career sack, dropping Jason Campbell for a 13-yard loss...(1/3/10) vs. BAL: Combined with Michael Huff to sack Joe Flacco, forcing a third-quarter punt.

**COLLEGE:** Played four years at Ohio University... Played in 11 games as a senior...Had 62 tackles (36 solo) and led the team in interceptions with three for 61 yards...Recorded 4½ tackles behind the line of scrimmage, including ½ sack...Forced two fumbles and broke up five passes...Recorded two interceptions at Northwestern... Played in 11 games as a junior, when he had 74 tackles, including a team-high 47 solo stops...Shared team lead in interceptions (two), with four stops for loss and 1½ sacks... Forced and recovered one fumble...Broke up four passes...Had two interceptions vs. Wyoming...As a sophomore, played in all 14 games, starting the final eight, intercepted two passes and forced one fumble...Intercepted a pass in

### AT A GLANCE

- Has played in 45 career games with seven starts, including 98 tackles (74 solo), 2.5 sacks for 17.5 yards in losses, 10 passes defended and two interceptions.
- Played four years at Ohio University, where he had seven INTs.
- Became highest-selected player from Ohio since the New York Giants chose G-T Art Lewis in the inaugural NFL Draft, 1936.
- Selected by the Raiders in the second round (47th overall) of the 2009 NFL Draft.

the end zone in the MAC Championship Game...Saw action in nine games at safety as a true freshman... Ended the season with 21 tackles, two passes defended and one forced fumble... Political science major.

**PERSONAL:** Attended Highlands High School in Ft. Thomas, Ky. ...Made 87 tackles as a senior...Forced three fumbles and recovered two...Scored one defensive touchdown in 2004...Twice named a Northern Kentucky All-Star...Honorable-mention all-state as a senior...Led the Bluebirds to the 2004 state title... Member of the Future Business Leaders of America and the Fellowship of Christian Athletes.



## MIKE MITCHELL'S NFL STATISTICS

Year	Team	GP	GS	TACKLES					INTERCEPTIONS					FUMBLES		
				Tot	Solo	Asst	Sk	Yds	No	Yds	Lg	TD	PD	FF	FR	Yds
2009	Oakland	16	0	16	11	5	1.5	16.5	0	0	0	0	0	0	0	0
2010	Oakland	16	3	51	41	10	0.0	0.0	1	0	0	5	1	2	2	12
2011	Oakland	13	4	31	22	9	1.0	1.0	1	0	0	0	5	0	0	0
NFL totals (three years)		45	7	98	74	24	2.5	17.5	2	0	0	0	10	1	2	12

ADDITIONAL STATISTICS: Career sacks – Tom Brady, Jason Campbell, Joe Flacco (½). Career interceptions – David Garrard, Aaron Rodgers. Special-teams tackles – 3 in 2009, 5 in 2010, 3 in 2011; NFL totals: 11. Special-teams fumble recoveries: 1 in 2009.

## SINGLE-GAME HIGHS AND CAREER MILESTONES

TACKLES: Total – 7, vs. KC, 11/7/10. Solo – 6, vs. KC, 11/7/10. INTERCEPTIONS: 1, twice; last at GB, 12/11/11. PASSES DEFENDED: 1, 10 times; last at GB, 12/11/11. SACKS: 1 twice; last vs. NE, 10/2/11.

NFL debut: vs. SD, 9/14/09. First NFL start: at Ari, 9/26/10. First NFL interception: at Jac., 12/12/10 (D. Garrard). First NFL sack: vs. Was., 12/13/09 (J. Campbell).

## 2009, OAKLAND

Date	Opp	GP	GS	Tot	So	As	Sk	Yd	Int	Yd	Lg	TD	PD	FF	FR
09/14	SD-L	1	0	1	1	0	0.0	0.0	0	0	0	0	0	0	0
09/20	at KC-W	1	0	0	0	0	0.0	0.0	0	0	0	0	0	0	0
09/27	Den-L	1	0	3	3	0	0.0	0.0	0	0	0	0	0	0	0
10/04	at Hou-L	1	0	1	1	0	0.0	0.0	0	0	0	0	0	0	0
10/11	at NYG-L	1	0	1	0	1	0.0	0.0	0	0	0	0	0	0	0
10/18	Phi-W	1	0	0	0	0	0.0	0.0	0	0	0	0	0	0	0
10/25	NYJ-L	1	0	0	0	0	0.0	0.0	0	0	0	0	0	0	0
11/01	at SD-L	1	0	1	1	0	0.0	0.0	0	0	0	0	0	0	0
11/15	KC-L	1	0	0	0	0	0.0	0.0	0	0	0	0	0	0	0
11/22	Cin-W	1	0	1	1	0	0.0	0.0	0	0	0	0	0	0	0
11/26	at Dal-L	1	0	0	0	0	0.0	0.0	0	0	0	0	0	0	0
12/06	at Pit-W	1	0	2	0	2	0.0	0.0	0	0	0	0	0	0	0
12/13	Was-L	1	0	1	1	0	1.0	13.0	0	0	0	0	0	0	0
12/20	at Den-W	1	0	1	1	0	0.0	0.0	0	0	0	0	0	0	0
12/27	at Cle-L	1	0	3	2	1	0.0	0.0	0	0	0	0	0	0	0
01/03	Bal-L	1	0	1	0	1	0.5	3.5	0	0	0	0	0	0	0
09 TOTALS		16	0	16	11	5	1.5	16.5	0	0	0	0	0	0	0

## 2010, OAKLAND

Date	Opp	GP	GS	Tot	So	As	Sk	Yd	Int	Yd	Lg	TD	PD	FF	FR
09/12	at Ten-L	1	0	1	0	1	0.0	0.0	0	0	0	0	0	0	0
09/19	Stl-W	1	0	0	0	0	0.0	0.0	0	0	0	0	0	0	0
09/26	at Ari-L	1	1	2	1	1	0.0	0.0	0	0	0	0	0	0	0
10/03	Hou-L	1	0	3	3	0	0.0	0.0	0	0	0	0	0	0	0
10/10	SD-W	1	0	3	3	0	0.0	0.0	0	0	0	1	0	1	0
10/17	at SF-L	1	0	4	2	2	0.0	0.0	0	0	0	0	0	0	0
10/24	at Den-W	1	1	5	4	1	0.0	0.0	0	0	0	1	1	0	0
10/31	Sea-W	1	0	4	2	2	0.0	0.0	0	0	0	0	1	0	0
11/07	KC-W	1	0	7	6	1	0.0	0.0	0	0	0	0	1	0	0
11/21	at Pit-L	1	0	4	3	1	0.0	0.0	0	0	0	0	0	0	0
11/28	Mia-L	1	0	4	4	0	0.0	0.0	0	0	0	0	0	0	0
12/05	at SD-W	1	0	4	4	0	0.0	0.0	0	0	0	0	0	0	0
12/12	at Jac-L	1	0	2	2	0	0.0	0.0	1	0	0	0	1	0	0
12/19	Den-W	1	0	2	2	0	0.0	0.0	0	0	0	0	0	0	0
12/26	Ind-L	1	1	6	5	1	0.0	0.0	0	0	0	0	0	0	1
01/02	at KC-W	1	0	0	0	0	0.0	0.0	0	0	0	0	0	0	0
10 TOTALS		16	3	51	41	10	0.0	0.0	1	0	0	0	5	1	2

## 2011, OAKLAND

Date	Opp	GP	GS	Tot	So	As	Sk	Yd	Int	Yd	Lg	TD	PD	FF	FR
09/12	at Den-W	(inactive -- knee)													
09/18	at Buf-L	(inactive -- knee)													
09/25	NYJ-W	(inactive -- knee)													
10/02	NE-L	1	0	1	1	0	1.0	1.0	0	0	0	0	0	0	0
10/09	at Hou-W	1	0	3	2	1	0.0	0.0	0	0	0	0	1	0	0
10/16	Cle-W	1	0	3	3	0	0.0	0.0	0	0	0	0	1	0	0
10/23	KC-L	1	0	5	0	5	0.0	0.0	0	0	0	0	0	0	0
11/06	Den-L	1	0	0	0	0	0.0	0.0	0	0	0	0	0	0	0
11/10	at SD-W	1	0	4	3	1	0.0	0.0	0	0	0	0	1	0	0
11/20	at Min-W	1	0	1	1	0	0.0	0.0	0	0	0	0	0	0	0
11/27	Chi-W	1	1	2	2	0	0.0	0.0	0	0	0	0	0	0	0
12/04	at Mia	1	1	2	2	0	0.0	0.0	0	0	0	0	1	0	0
12/11	at GB-L	1	1	4	4	0	0.0	0.0	1	0	0	0	1	0	0
12/18	Det-L	1	0	2	1	1	0.0	0.0	0	0	0	0	0	0	0
12/24	at KC-W	1	1	3	2	1	0.0	0.0	0	0	0	0	0	0	0
01/01	SD-L	1	0	1	1	0	0.0	0.0	0	0	0	0	0	0	0
11 TOTALS		13	4	31	22	9	1.0	1.0	1	0	0	0	5	0	0

## TRAINING CAMP HISTORY

The Raiders enter their 17th year training in Napa, Calif., where they headquarter at the Napa Valley Marriott with practice sessions held at the adjacent Redwood Middle School. The team has trained in Napa since the year after it returned to Oakland.

Years	Site
1960-62	Santa Cruz High School
1963-84	El Rancho Tropicana Hotel
1985-86	Oxnard Hilton
1987-85	Radisson Suite Hotel
1996-present	Napa Valley Marriott

Location
Santa Cruz, Calif.
Santa Rosa, Calif.
Oxnard, Calif.
Oxnard, Calif.
Napa, Calif.





## DENARIUS MOORE

17

WIDE RECEIVER

HEIGHT: 6-0

WEIGHT: 190

NFL SEASON: 2

RAIDERS SEASON: 2

COLLEGE: TENNESSEE

BORN: 12/9/88

ACQUIRED: D5-11

Selected by Oakland Raiders in fifth round (148th overall) of 2011 NFL Draft, April 30, 2011...Signed first contract, July 31, 2011.

**CAREER:** Electrifying young receiver, had a standout rookie campaign...Played in 13 games with 10 starts, totaling 33 receptions for 618 yards and five touchdowns in first pro campaign.

**2011:** Played in 13 games with 10 starts in first pro season...Ranked third on team with 33 receptions and second with 618 receiving yards...Led team with five receiving touchdowns...Also rushed five times for 61 yards and one touchdown...Receiving total ranked eighth and receiving yards ranked sixth among NFL rookies...Averaged 18.7 yards per reception, the fourth-highest total among NFL players with at least 30 catches...Had five receptions of 40 or more yards, third among NFL rookies...Led team with 25 punt returns for 216 yards...Also returned two kickoffs for 37 yards...(9/12) at DEN: Made NFL debut on Monday Night Football...(9/18) at BUF: Enjoyed a breakout game, hauling in five passes for 146 yards and one touchdown...Also had a 25-yard rush to set up a field goal...Touchdown came on a 50-yard reception from Jason Campbell in the fourth quarter...Also had a 42-yard catch to help set up a second-quarter touchdown...Voted Pepsi Rookie of the Week on NFL.com...(9/25) vs. NYJ: Scored first career rushing touchdown on a 23-yard carry, giving Raiders a 24-17 lead in 34-24 triumph...(10/2) vs. NE: Scored in third straight game on a 6-yard pass from Campbell...(10/9) at HOU: Returned a season-high four punts for 34 yards...(11/6) vs. DEN: Had two receptions of 20 yards or more, catches of 20 and 24 yards...(11/10) at SD: Recorded five catches for 123 yards, marking second 100-yard receiving game...Had a pair of touchdown receptions on 33 and 26-yard passes from Carson Palmer...Also had an acrobatic, finger-tip 46-yard reception in the second quarter that set up a Raiders field goal...(11/20) at MIN: Set a season high with a 34-yard punt return...(12/18) vs. DET: Returned to action after missing three weeks due to foot injury...(12/24) at KC: In pivotal overtime win,

hauled in four passes for 94 yards, including a 61-yard touchdown from Palmer in the third quarter...(1/1/12) vs. SD: Posted third 100-yard receiving performance of the season, totaling 101 yards on just three catches...Caught a season-long 78-yard pass in the third quarter to set up a Raiders field goal, longest by a Raiders receiver since Johnnie Lee Higgins hauled in an 84-yard touchdown strike in 2008.

**COLLEGE:** Played in 52 career games with 20 starts at Tennessee...Had 112 receptions for 2,004 receiving yards, with 18 TDs...Tied a school record by playing in 52 career games...An All-Southeastern Conference selection by the NFL Draft Report as a senior, started all 13 games and finished second on the team with 47 receptions for 981 yards and nine touchdowns...Had two 200-yard performances, 205 against Kentucky and 228 against South Carolina, the only NCAA FBS player to post two 200-yard receiving games in 2010...Set the school season and career records for most 200-yard receiving performances...Had 17 catches of at least 20 yards and 12 of at least 30...Became the first Volunteer since 1995 to have at least one touchdown reception in five consecutive games...Ranked second in the nation with 20.9 yards per catch...Added 82

rushing yards and one touchdown on seven carries...Also returned five kickoffs for 84 yards (16.8 avg.)...Finished with 1,147 all-purpose yards in 2010...As a junior, appeared in 13 games with seven starts...Finished second on team with 40 receptions for 540 yards (13.5 avg.) and seven touchdowns...Rushed three times for 23 yards...Played in 12 games as a sophomore, totaling 11 catches for 271 yards (24.6 avg.) and two touchdowns...Had a 63-yard reception against Kentucky, marking the longest by a Volunteer in 2008...Returned two kickoffs for 49 yards (24.5 avg.)...Named Freshman All-SEC after appearing in all 14 games...Totalled 14 receptions for 212 yards (15.1 avg.)...Returned four kickoffs for 87 yards...Criminal justice major.

## AT A GLANCE

- First name is pronounced den-AIR-ee-us.
- As a rookie, led the team with five receiving touchdowns in 2011.
- Led team with 25 punt returns for 216 yards and returned two kickoffs for 37 yards.
- Was the nation's only player with multiple 200-yard receiving games in 2010, at Tennessee.
- Won the Texas state championship in the 110-meter hurdles (13.73 seconds), and also averaged 20.1 points per game as a starting point guard.



**PERSONAL:** Attended Tatum (Texas) High School... A PrepStar All-American, was twice named first-team all-state by the Texas Sportswriters Association as a kick returner...Also was a second-team all-state selection as a DB...During senior season, collected 32 receptions for 501 yards (15.6 avg.) and rushed 27 times for 200 yards...As a junior, caught 27 passes for 423 yards (15.6 avg.) with eight touchdowns...Gained 287 rushing

yards and two touchdowns on 22 carries (13.0 avg.)... Also competed in track and set the school record en route to winning the Texas state championship in the 110-meter hurdles (13.73 seconds) as a junior...Was the starting point guard on the basketball team and averaged 20.1 points per game...During December 2011, volunteered his time with Toys For Tots at the Raider Image of Southland Mall in Hayward, Calif.

## DENARIUS MOORE'S NFL STATISTICS

Year	Team	RECEIVING						RUSHING					
		GP	GS	No	Yds	Avg	Lg	TD	Att	Yds	Avg	Lg	TD
2011	Oakland	13	10	33	618	18.7	78	5	5	61	12.2	25	1

Year	Team	KICKOFF RETURNS				PUNT RETURNS			
		No	Yds	Avg	Lg	No	FC	Yds	Avg
2011	Oakland	2	37	18.5	20	0	29	7	216

ADDITIONAL STATISTICS: Miscellaneous tackles - 4 in 2011. Fumbles lost: 1-0 in 2011.

## 2011, OAKLAND

Date	Opp	GP	GS	No	Yds	Avg	Lg	TD
09/12	at Den-W	1	0	0	0	-	-	0
09/18	at Buf-L	1	1	5	146	29.2	50	1
09/25	NYJ-W	1	1	4	34	8.5	13	0
10/02	NE-L	1	1	3	19	6.3	7	1
10/09	at Hou-W	1	1	0	0	-	-	0
10/16	Cle-W	1	1	1	9	9.0	9	0
10/23	KC-L	1	1	1	4	4.0	4	0
11/06	Den-L	1	1	4	61	15.3	24	0
11/10	at SD-W	1	0	5	123	24.6	46	2
11/20	at Min-W	1	1	1	14	14.0	14	0
11/27	Chi-W	(inactive - foot)						
12/04	at Mia	(inactive - foot)						
12/11	at GB-L	(inactive - foot)						
12/18	Det-L	1	0	2	13	6.5	13	0
12/24	at KC-W	1	1	4	94	23.5	61	1
01/01	SD-L	1	1	3	101	33.7	78	0
11 TOTALS		13	10	33	618	18.7	78	5

## SINGLE-GAME HIGHS AND CAREER MILESTONES

**RECEIVING:** Receptions - 5, twice; last: at SD, 11/10/11. Yards - 146, at Buf, 9/18/11. Long - 78, vs. SD, 1/1/12. Touchdowns - 2, at SD, 11/10/11.

**RUSHING:** Attempts - 1, five times; last: vs. SD, 1/1/12. Yards - 25, at Buf, 9/18/11. Long - 25, at Buf, 9/18/11. Touchdowns - 1, vs. NYJ, 9/25/11.

**KICKOFF RETURNS:** Returns - 1, twice, last: vs. Det, 12/18/11. Yards - 20, at Min, 11/20/11. Long - 20, at Min, 11/20/11.

**PUNT RETURNS:** Returns - 4, three times; last: vs. Den, 11/6/11. Yards - 43, vs. Den, 11/6/11. Long - 34, at Min, 11/20/11.

**NFL debut:** at Den, 9/12/11. **First NFL start:** at Buf, 9/18/11. **First NFL reception:** at Buf, 9/18/11 (20 yards, J. Campbell). **First NFL touchdown:** at Buf, 9/18/11 (50 yards, J. Campbell)



## LOUIS MURPHY

18



WIDE RECEIVER

HEIGHT: 6-2

WEIGHT: 213

NFL SEASON: 4

RAIDERS SEASON: 4

COLLEGE: FLORIDA

BORN: 5/11/87

ACQUIRED: D4a-09

Selected by Oakland Raiders in fourth round (124th overall) of 2009 NFL Draft, April 26, 2009...Signed first contract, July 29, 2009.

**CAREER:** Physical receiver, was slowed by injuries in third pro season...Led Raiders receivers with 75 catches for 1,130 yards over first two years in NFL...Has played in 41 career games with 19 starts, totaling 90 receptions for 1,371 yards and six touchdowns.

**2011:** Limited to 11 games with one start due to groin injury...Had 15 receptions for 241 yards...Added six carries for 69 yards and first career rushing touchdown...(10/16) vs. CLE: Returned from injury and saw first action of season, on special teams...(11/27) vs. CHI: Hauled in two passes for 53 yards, including a 47-yard catch that set up a fourth-quarter touchdown in 25-20 win...(12/18) vs. DET: Rushed twice for 16 yards, including his first career rushing TD, a 12-yard play in the first quarter...(1/1/12) vs. SD: Set season highs with five catches for 72 yards...Also had a 27-yard rush.

**2010:** Set career highs with 41 receptions and 609 yards, despite missing two games due to chest injury...Saw action in 14 games with nine starts...(9/19) vs. STL: Matched a career high with six receptions, for 91 yards...Caught a 4-yard touchdown from Bruce Gradkowski...(9/26) at ARI: Posted second career 100-yard receiving game, hauling in five passes for 119 yards...Took a short pass from Gradkowski in the third quarter and scampered 70 yards to Arizona's 13-yard line...(10/10) vs. SD: Had a 58-yard reception from Jason Campbell to set up a third-quarter touchdown...(10/17) at SF: Gained a career-long 43 yards on a reverse...(11/21) at PIT: Returned to the starting lineup after missing consecutive games due to chest injury...(12/12) at JAC: Matched a career high with six receptions, for 59 yards and a touchdown...Scored on an 8-yard pass from Jason Campbell in the second quarter.

**2009:** Played in all 16 games with nine starts as a rookie...Ranked second on the team with 34 receptions for 521 yards and a team-high four touchdowns...Also rushed six times for 31 yards...(9/14) vs. SD: Made NFL debut, starting at WR...Along with WR Darrius Heyward-Bey, became the first rookie receiver duo to start in the NFL since 2000, and just the third since 1977...Hauled in four passes for 87 yards...Caught a 57-yard touchdown from JaMarcus Russell that gave the Raiders a 20-17 fourth-quarter lead...(11/22) vs. CIN: Caught a 29-yard touchdown from Gradkowski to tie the game with just 33 seconds left in regulation, before Raiders went on to win with a late field goal...(12/6) at PIT: Posted his first 100-yard receiving game, hauling in four passes for 128 yards and two touchdowns...Scored first on a 75-yard fourth-quarter pass from Gradkowski, the longest of the season in the NFL by a rookie receiver...Second TD came on an 11-yard pass, the game-winning score in a 27-24 victory...(1/3/10) vs. BAL: Hauled in a season-high six passes, for 59 yards.

**COLLEGE:** Played in 48 games with 26 starts, helping Florida to two national championships...Totaled 1,245 yards and 13 touchdowns on 77 receptions...

## AT A GLANCE

- Led Raiders receivers with 75 catches for 1,130 yards over first two years in NFL.
- Has played in 41 career games with 19 starts, totaling 90 receptions for 1,371 yards and six touchdowns.
- Played on two national championship teams at Florida.
- As a junior in high school, played option QB in a Wing-T offense; also played power forward in basketball, and ran the anchor leg of the state's best 4x400 relay team.

...Selected as a team captain his senior year and started every game...In final college contest, extended his streak of consecutive games with a reception to 27 in the Gators' win over Oklahoma in the FedEx BCS National Championship; registered his final touchdown reception on a 20-yard pass from Tim Tebow in first quarter...Led the team in receiving yards (655) and ranked second in receptions (38) and average receiving yards per game (46.8)...Saw action in all 13 games as a junior, making 10 starts, the only Gators player with at least one reception in all 13 games...Had five touchdowns and averaged 14.8 yards per catch...Caught Florida's longest pass of the year, a 66-yard touchdown against Kentucky; had a career-high 91 yards, on four catches against the Wildcats...Had two receptions for





42 yards as a sophomore, when Florida won the Tostitos BCS National Championship Game...Enjoyed best game of the season against LSU, catching a 35-yard TD pass for his first career reception...Made his season debut in Florida's win at Tennessee...As a freshman, played in the final nine games of the season, mainly on special teams and five-wideout sets...Recreation event management major.

**PERSONAL:** Attended Lakewood High School in St. Petersburg, Fla. ...Caught 26 passes for 520 yards and three touchdowns as a senior...Also returned a kickoff and punt for touchdowns...As a junior, played option quarterback in a Wing-T offense, but moved to wide receiver for his senior year...Was a two-time offensive MVP and also named special teams MVP...Ran as the anchor with the LHS 4x400 relay squad on Lakewood's track team, winning the state championship as a sophomore...Also played basketball at power forward...Spent time volunteering with Martin Luther King Jr. Middle School of Berkeley, Calif., in November of 2011.

## LOUIS MURPHY'S NFL STATISTICS

Year	Team	GP	GS	RECEIVING					RUSHING				
				No	Yds	Avg	Lg	TD	Att	Yds	Avg	Lg	TD
2009	Oakland	16	9	34	521	15.3	75	4	6	31	5.2	13	0
2010	Oakland	14	9	41	609	14.9	70	2	1	43	43.0	43	0
2011	Oakland	11	1	15	241	16.1	47	0	6	69	11.5	27	1
NFL totals (three years)		41	19	90	1371	15.2	75	6	13	143	11.0	43	1

ADDITIONAL STATISTICS: Miscellaneous tackles - 2 (2-0) in 2010. Miscellaneous fumble recoveries: 1 in 2010. Fumbles lost - 2-1 in 2010.

## SINGLE-GAME HIGHS AND CAREER MILESTONES

RECEIVING: Receptions: 6, twice; last: at Jac., 12/12/10. Yards - 128, at Pit., 12/6/09. Long - 75, at Pit., 12/6/09. Touchdowns - 2, at Pit., 12/6/09.

RUSHING: Attempts - 2, four times; last: vs. Det., 12/18/11. Yards - 43, at SF, 10/17/10. Long - 43, at SF, 10/17/10. Touchdowns - 1, vs. Det., 12/18/11.

NFL debut: vs. SD, 9/14/09. First NFL start: vs. SD, 9/14/09. First NFL reception: vs. SD, 9/14/09 (10 yards, J. Russell). First NFL touchdown: vs. SD, 9/14/09 (57 yards, J. Russell).

### 2009, OAKLAND

Date	Opp	GP	GS	No	Yds	Avg	Lg	TD
09/14	SD-L	1	1	4	87	21.8	57	1
09/20	at KC-W	1	1	2	26	13.0	19	0
09/27	Den-L	1	1	2	25	12.5	18	0
10/04	at Hou-L	1	1	3	34	11.3	19	0
10/11	at NYG-L	1	1	1	2	2.0	2	0
10/18	Phi-W	1	1	0	0	-	-	0
10/25	NYJ-L	1	1	4	58	14.5	28	0
11/01	at SD-L	1	1	0	0	-	-	0
11/15	KC-L	1	0	0	0	-	-	0
11/22	Can-W	1	0	1	29	29.0	29	1
11/26	at Oat-L	1	0	2	22	11.0	17	0
12/06	at Pri-W	1	0	4	128	32.0	75	2
12/13	Was-L	1	1	1	8	8.0	8	0
12/20	at Den-W	1	0	2	21	10.5	14	0
12/27	at Cle-L	1	0	2	22	11.0	16	0
01/03	Bal-L	1	0	6	59	9.8	20	0
09 TOTALS		16	9	34	521	15.3	75	4

### 2010, OAKLAND

Date	Opp	GP	GS	No	Yds	Avg	Lg	TD
09/12	at Ten-L	1	1	4	28	7.0	16	0
09/19	at STL-W	1	1	6	91	15.2	27	1
09/26	at Ari-L	1	1	5	119	23.8	70	0
10/03	Hou-L	1	1	1	5	5.0	5	0
10/10	SD-W	1	1	2	61	30.5	58	0
10/17	at SF-L	1	1	1	4	4.0	4	0
10/24	at Den-W	1	1	2	29	14.5	20	0
10/31	Sea-W	(inactive - chest)						
11/7	KC-W	(inactive - chest)						
11/21	at Pit-L	1	1	3	25	8.3	12	0
11/28	Mia-L	1	1	4	73	18.3	29	0
12/05	at SD-W	1	0	2	36	18.0	37	0
12/12	at Jac-L	1	0	6	59	9.8	15	1
12/19	Den-W	1	0	1	14	14.0	14	0
12/26	Ind-L	1	0	2	36	18.0	26	0
01/02	at KC-W	1	0	2	29	14.5	20	0
10 TOTALS		14	9	41	609	14.9	70	2

### 2011, OAKLAND

Date	Opp	GP	GS	No	Yds	Avg	Lg	TD
09/12	at Den-W	(inactive - groin)						
09/18	at Buf-L	(inactive - groin)						
09/25	NYJ-W	(inactive - groin)						
10/02	NE-L	(inactive - groin)						
10/09	at Hou-W	(inactive - groin)						
10/16	Cle-W	1	0	0	0	-	-	0
10/23	KC-L	1	0	0	0	-	-	0
11/06	Den-L	1	0	1	23	23.0	23	0
11/10	at SD-W	1	0	0	0	-	-	0
11/20	at Min-W	1	0	0	0	-	-	0
11/27	Chi-W	1	0	2	53	26.5	47	0
12/04	at Mia	1	0	2	15	7.5	9	0
12/11	at GB-L	1	0	4	70	17.5	24	0
12/18	Det-L	1	0	1	8	8.0	8	0
12/24	at KC-W	1	0	0	0	-	-	0
01/01	SD-L	1	1	5	72	14.4	28	0
11 TOTALS		11	1	15	241	16.1	47	0

## ROOKIE STARTERS IN REGULAR-SEASON OPENER, SINCE 1970

09/12/11	at Den	Stelen Wisniewski, LG	W, 23-20	09/10/89	SD	Steve Wisniewski, RG	W, 40-14
09/12/10	at Ten	Jared Veldheer, C	L, 13-38	09/10/89	SD	Mike Dval, TE	W, 40-14
09/12/10	at Ten	Lamar Houston, DE	L, 13-38	09/13/87	at GB	John Clay, RT	W, 20-0
09/12/10	at Ten	Rolando McClain, LB	L, 13-38	09/13/87	at GB	Mervyn Fernandez, WR	W, 20-0
09/14/09	SD	Dariusz Heyward-Bey, WR	L, 20-24	09/08/85	NYJ	Jessie Hester, WR	W, 31-0
09/14/09	SD	Louis Murphy, WR	L, 20-24	09/08/85	NYJ	Reggie McKenzie, LB	W, 31-0
09/08/08	Den	Darren McFadden, RB	L, 14-41	09/02/84	at HouD	Stanley Adams, LB	W, 24-14
09/08/07	Det	Zach Miller, TE	L, 21-36	09/04/83	at Cin	Charley Hannah, G	W, 20-10
09/11/06	SD	Michael Huff, SS	L, 0-27	09/12/82	at SF	Marcus Allen, RB	W, 23-17
09/11/06	SD	Thomas Howard, LB	L, 0-27	09/06/81	Den	Johnny Robinson, NT	L, 7-9
09/11/06	SD	Paul McQuistan, RG	L, 0-27	09/02/79	at LArim	Dave Pear, C	W, 24-17
09/12/99	at GB	K.O. Williams, LB	L, 24-28	09/12/76	Pit	Charles Philpaw, DE	W, 31-28
09/06/98	at KC	Jon Ritchie, FB	L, 0-28	09/17/72	at Pit	Cliff Branch, WR	L, 34-28
09/01/96	at BalR	Ricky Dudley, TE	L, 14-19	09/17/72	at Pit	Otis Sistrunk, DT	L, 34-28
09/02/96	at BalR	Kenny Shedd, WR	L, 14-19	09/19/71	at NE	Paul Selter, RB	W, 24-3
09/03/95	SD	Napoleon Kaufman, RB	W, 17-7	09/19/71	at NE	Horace Jones, DE	W, 24-3
09/05/93	Min	Greg Robinson, WR	W, 24-7	09/19/71	at NE	Phil Villapiano, LB	W, 24-3
09/01/91	at HouD	Anthony Smith, DE	L, 17-47	09/19/71	at NE	Jack Tatum, S	W, 24-3
				09/20/70	at Cin	Raymond Chester, TE	L, 31-21

## BRANDON MYERS

83

**TIGHT END**  
**HEIGHT: 6-3**  
**WEIGHT: 256**

**NFL SEASON: 4**  
**RAIDERS SEASON: 4**  
**COLLEGE: IOWA**  
**BORN: 9/4/85**  
**ACQUIRED: D6b -09**

Selected by Oakland Raiders as second of two sixth-round selections (202nd overall) in 2009 NFL Draft, April 22, 2009...Signed first contract, July 30, 2009.

**CAREER:** Versatile tight end, is a solid contributor on offense and special teams...Has played in 42 career games with 12 starts, totaling 32 receptions for 250 yards...Has blocked one punt with one forced fumble and one fumble recovery on special teams.

**2011:** Saw action in all 16 games with seven starts...Posted career highs with 16 receptions and 151 yards...Had three receptions of 20 or more yards...Also totaled five special-teams tackles...(9/12) at DEN: Started at TE on Monday Night Football...(11/6) vs. DEN: Had an 11-yard reception from Carson Palmer that set up a second-quarter touchdown...(11/20) at MIN: Had a 21-yard reception from Palmer on a second-and-21 play to sustain a TD drive in the second quarter...(11/27) vs. CHI: Posted a career-long 24-yard reception, connecting with Palmer on a first-quarter pass that set up a FG...(12/4) at MIA: Tied a career high with three receptions, for 33 yards...Had a 20-yard reception from Palmer during a fourth-quarter touchdown drive...Posted his third straight game with a reception of at least 20 yards.

**2010:** Played in 15 games with three starts at TE...Had 12 receptions for 80 yards...Added two tackles on special teams...(10/10) vs. SD: Blocked a first-quarter punt from the San Diego 21-yard line; teammate Hiram Eugene returned the loose ball 5 yards for a touchdown...Added a 12-yard catch from Jason Campbell on a fourth-and-1 play that sustained a touchdown drive in the fourth quarter, giving Oakland a 28-27 lead...(11/7) vs. KC: Established a career high with three receptions,

for 20 yards...Had catches on back-to-back plays on game-tying FG drive in fourth quarter, allowing Oakland to extend the game into overtime in 23-20 win...(11/21) at PIT: Matched a career best with three receptions, for 28 yards.

**2009:** Saw action in 11 games with two starts...Totalled four receptions for 19 yards...Had six tackles, one forced fumble and one recovery on special teams...Inactive for first four games...(10/11) at NYG: Made NFL debut, playing on special teams...(11/1) at SD: Made first career start at TE...Recorded first two career reception, including initial NFL catch on a 4-yard pass

from JaMarcus Russell in the first quarter...Also had a 3-yard reception on a fourth-quarter FG drive...(11/22) vs. CIN: Forced and recovered a fumble on a fourth-quarter kickoff, with 27 seconds remaining in regulation; play set up Sebastian Janikowski's game-winning 33-yard field goal...(12/20) at DEN: Made second career start at TE.

## AT A GLANCE

- Has played in 42 career games with 12 starts, totaling 32 receptions for 250 yards.
- A first-team All-Big Ten selection at Iowa, led his team in TD catches.
- Averaged 10.6 yards per tote as a high-school ball-carrier.
- Was an all-state basketball player on a state-champion prep team that went 27-0.

**COLLEGE:** Played four years at Iowa...Totalled 56 receptions for 665 yards and nine touchdowns...Averaged 11.9 yards per catch...Named first-team All-Big Ten by conference coaches as a senior, when he ranked third on the team in receptions (34) and yards (441), and tied for Hawkeyes lead with four touchdown receptions...Led Iowa receivers with four catches for 49 yards vs. South Carolina in the Outback Bowl...As a junior, had 21 receptions for 208 yards and a career-high five touchdowns...Saw action in three games as a sophomore...As a freshman, had one reception for 16 yards...Health and sport studies major.

## ALL-TIME TWO-POINT CONVERSIONS

09/11/60 HouD Tom Flores pass to J.D. Smith  
 11/27/60 at LACB Billy Lott rush  
 09/24/61 DalT Wayne Crow rush  
 11/26/61 at DalT Tom Flores pass to Bob Coolbaugh  
 09/30/62 SD Cotton Davidson pass to Bo Robinson  
 09/30/62 SD Gene White rush  
 11/05/67 at Den Darryle Lamonica pass to Dave Kocurek

11/17/68 NYJ Hewitt Dixon rush  
 12/11/64 Den Harvey Williams rush  
 09/28/67 StLR Harvey Williams rush  
 10/26/67 at Sea Jeff George pass to Tim Brown  
 09/05/68 at KC Donald Hollas pass to Rickey Outley  
 11/22/69 at Den Rich Cannon pass to James Jett  
 10/08/00 at SF Rich Cannon rush

09/09/01 at KC Rich Cannon rush  
 11/11/02 at Den Rich Cannon pass to Jerry Porter  
 12/15/02 at Mia Rich Cannon pass to Jerry Porter  
 09/12/04 at Pit Rich Cannon pass to Alvis Whitted  
 11/06/05 at KC LaMont Jordan rush  
 09/16/07 at Den Josh McCown pass to Ronald Curry  
 12/23/07 at Jac JaMarcus Russell pass to Ronald Curry



**PERSONAL:** Attended Prairie City-Monroe High School in Prairie City, Iowa...A Class 2A first-team all-state selection (Des Moines Register)...Ended prep career holding nine Prairie City-Monroe records, including receptions in a season (33) and career (82); touchdowns in a game (five), season (19) and career (29); points in a game (30), season (116) and career (186); and rushing touchdowns in a game (five)...Recorded 992 career rushing yards and 1,237 career receiving yards...Averaged 10.6 yards per carry as a se-

nior while rushing for 932 yards and 15 touchdowns... Member of prep basketball team that posted a 27-0 record during his senior year, winning Class 2A state championship...On hardwood as a senior, named first-team Class 2A all-state (Des Moines Register), helping team advance to state basketball tournament in four consecutive seasons.

## BRANDON MYERS' NFL STATISTICS

Year	Team	GP	GS	RECEIVING					RUSHING				
				No	Yds	Avg	Lg	TD	Att	Yds	Avg	Lg	TD
2009	Oakland	11	2	4	19	4.8	6	0	0	0	-	-	0
2010	Oakland	15	3	12	80	6.7	16	0	0	0	-	-	0
2011	Oakland	16	7	16	151	9.4	24	0	0	0	-	-	0
NFL totals (three years)		42	12	32	250	7.8	24	0	0	0	-	-	0

ADDITIONAL STATISTICS: Blocked Mike Scifres punt vs. SD, 10/10/10. Returned punt for 0 yards vs. StL, 9/19/10. Special-teams tackles - 6 in 2009, 2 in 2010, 5 in 2011; NFL total: 13. Special-teams forced fumbles: 1 in 2009. Special-teams fumble recoveries: 1 in 2009. Miscellaneous tackles: 2 in 2009. Miscellaneous fumble recoveries - 1 in 2010. Fumbles lost - 1 in 2010.

## SINGLE-GAME HIGHS AND CAREER MILESTONES

RECEIVING: Receptions - 3, three times; last: at Mia, 12/4/11. Yards - 33, at Mia, 12/4/11. Long - 24, vs. Chi, 11/27/11.

NFL debut at NYG, 10/11/09. First NFL start: at SD, 11/01/09. First NFL reception: at SD, 11/1/09 (4 yards, J. Russell).

### 2009, OAKLAND

Date	Opp	GP	GS	No	Yds	Avg	Lg	TD
09/14	SD-L	(inactive)						
09/20	at KC-W	(inactive)						
09/27	Den-L	(inactive)						
10/04	at Hou-L	(inactive)						
10/11	at NYG-L	1	0	0	0	-	-	0
10/18	Phi-W	1	0	0	0	-	-	0
10/25	NYJ-L	1	0	0	0	-	-	0
11/01	at SD-L	1	1	2	7	3.5	4	0
11/15	KC-L	1	0	0	0	-	-	0
11/22	Cin-W	1	0	0	0	-	-	0
11/28	at Bal-L	1	0	0	0	-	-	0
12/06	at Pit-W	1	0	0	0	-	-	0
12/13	Was-L	1	0	1	6	6.0	6	0
12/20	at Den-W	1	1	1	6	6.0	6	0
12/27	at Cle-L	(inactive)						
01/03	Bal-L	1	0	0	0	-	-	0
09 TOTALS		11	2	4	19	4.8	6	0

### 2010, OAKLAND

Date	Opp	GP	GS	No	Yds	Avg	Lg	TD
09/12	at ten-L	1	0	1	5	5.0	5	0
09/19	StL-W	1	0	0	0	-	-	0
09/26	at Ari-L	1	0	1	4	4.0	4	0
10/03	Hou-L	1	0	0	0	-	-	0
10/10	SD-W	1	0	1	12	12.0	12	0
10/17	at SF-L	1	1	0	0	-	-	0
10/24	at Den-W	(inactive)						
10/31	Sea-W	1	0	0	0	-	-	0
11/7	KC-W	1	1	3	20	6.7	13	0
11/21	at Pit-L	1	0	3	28	9.3	16	0
11/28	Mia-L	1	0	0	0	-	-	0
12/05	at SD-W	1	0	0	0	-	-	0
12/12	at Jac-L	1	1	1	0	0.0	0	0
12/19	Den-W	1	0	0	0	-	-	0
12/26	Ind-L	1	0	1	4	4.0	4	0
01/02	at KC-W	1	0	1	7	7.0	7	0
10 TOTALS		15	3	12	80	6.7	16	0

### 2011, OAKLAND

Date	Opp	GP	GS	No	Yds	Avg	Lg	TD
09/12	at Den-W	1	1	2	10	5.0	7	0
09/18	at Buf-L	1	1	2	16	8.0	8	0
09/25	NYJ-W	1	1	0	0	-	-	0
10/02	NE-L	1	0	0	0	-	-	0
10/09	at Hou-W	1	0	0	0	-	-	0
10/16	Cle-W	1	0	1	3	3.0	3	0
10/23	KC-L	1	0	1	9	9.0	9	0
11/06	Den-L	1	1	1	11	11.0	11	0
11/10	at SD-W	1	0	2	11	5.5	6	0
11/20	at Min-W	1	1	2	23	11.5	21	0
11/27	Chi-W	1	0	1	24	24.0	24	0
12/04	at Mia	1	0	3	33	11.0	20	0
12/11	at GB-L	1	1	0	0	-	-	0
12/18	Det-L	1	1	0	0	-	-	0
12/24	at GB-L	1	0	0	0	-	-	0
01/01	SD-L	1	0	1	11	11.0	11	0
11 TOTALS		16	7	16	151	9.4	24	0

## BEST DRAFT CLASSES IN RAIDERS HISTORY

Starters, Class Year 2	Notable Choices	Class' longest Raiders tenure	Class W L T	Pct	Pro Bowls selections	Hall of League Titles
1969 1	A.Thoms *G.Buehler J.Allen	G.Buehler, 1969-77	94 25 7	.714	0 0	0 1
1966 0	P.Banaszak *F.Biletnikoff	P.Banaszak, 1966-78	136 40 8	.761	0 0	0 2
1965 4	*H.Schuh *B.Sylvius *G.Otto	F.Biletnikoff, 1965-78	144 45 9	.750	10 3	1 2
1967 1	*G.Upshaw *J.Tatum	G.Upshaw, 1967-81	155 56 7	.727	5 7	1 3
1971 3	*P.Villapiano *H.Jones	J.Tatum & P.Villapiano, 1971-79	92 34 4	.723	7 0	0 1
1968 4	A.Shell K.Stahler *C.Smith G.Atkinson *M.Hubbard *C.Oliver	A.Shell, 1968-82	150 56 7	.721	15 3	1 2

Starters, Class Year 2	Notable Choices	Class' longest Raiders tenure	Class W L T	Pct	Pro Bowls selections	All-Pro Famers Titles
1964 2	D.Commers *B.Budness *J.Williams	D.Commers, 1964-74	105 38 11	.718	3 0	0 1
1972 1	C.Branch D.Dalby *M.Siani J.Vella	C.Branch & D.Dalby, 1972-85	145 58 2	.712	3 5	0 3
1975 0	N.Colzie S.Sylvester	S.Sylvester, 1975-83	91 40 0	.695	0 0	0 3
1974 1	D.Casper *M.van Egghen H.Lawrence M.Bradschaw	H.Lawrence, 1974-86	134 58 0	.694	4 7	1 3
1973 0	R.Guy M.Johnson	R.Guy, 1973-86	143 63 1	.693	3 7	0 3
1979 2	B.Davis *H.Williams *R.Kinlaw	B.Davis, 1979-86	78 43 0	.645	0 0	0 2

\* Started by Year 2





## CARSON PALMER

3



**QUARTERBACK**  
**HEIGHT: 6-5**  
**WEIGHT: 235**  
**NFL SEASON: 10**  
**RAIDERS SEASON: 2**

**COLLEGE: USC**  
**BORN: 12/27/79**  
**ACQUIRED: T-11 (Cin.)**  
**PRO BOWLS: 2 (2005, 06)**

Selected by Cincinnati Bengals in first round (first overall) of 2003 NFL Draft, April 26, 2003...Signed first contract, April 26, 2003...Signed new contract, Dec. 29, 2005...Placed on reserve/did not report, July 29, 2011...Traded by Bengals to Oakland for Raiders' first-round selection in 2012 and conditional Raiders choice in 2013 (since has become second-round pick), Oct. 18, 2011...Reinstated from reserve/did not report, Oct. 19, 2011...Signed new contract, Oct. 19, 2011.

**CAREER:** Elite passer and two-time Pro Bowl selection, was acquired by Raiders via trade with the Cincinnati Bengals during 2011 season...Set numerous franchise records during eight years with Cincinnati, including completion percentage (62.9), quarterback rating (86.9) and TD/INT ratio (1.5/1)...Owns 11 career wins in which he has led his team back from a deficit in the fourth quarter, most recently Sept. 19, 2010, vs. Baltimore...Started all 97 Bengals games in which he appeared...Has played in 107 career contests with 106 starts...Totals include 2,223 completions on 3,545 pass attempts for 25,447 yards and 167 touchdowns...Has also rushed for 336 yards and six touchdowns...Became the eighth former Heisman Trophy winner to play a regular-season game for the Silver and Black.

**2011:** Did not play for Bengals before joining Raiders prior to Week 7 contest, 10 days after passing of owner Al Davis and two days after starter Jason Campbell sustained season-ending broken collarbone...Nearly led Raiders to playoffs despite arriving at team headquarters on 10/19...Played in 10 games with nine starts...Completed 199-of-328 passes for 2,753 yards and 13 touchdowns...Averaged a career-high 8.4 yards per attempt...Tied for fifth in the NFL with 11 completions of 40 or more yards...Recorded four 300-yard passing games...(10/23) vs. KC: Made Raiders debut just five days after his arrival, replacing Kyle Boller beginning

with the second series of the second half, with Oakland trailing 21-0...(11/6) vs. DEN: Still learning Raiders offense, made first Oakland start, throwing for 332 yards and three touchdowns, including a 40-yard pass to Marcel Reece...(11/10) at SD: Played in 100th career game and registered first Oakland win, throwing for 299 yards and two touchdowns...Connected with Denarius Moore on TD passes of 33 and 26 yards to give

Oakland an insurmountable 24-10 lead early in second half...(11/20) at MIN: Made 100th career start and guided Raiders to another win...Had an 11-yard touchdown pass to WR Chaz Schilens and scored his sixth career rushing TD on a 1-yard dive...(11/27) vs. CHI: Guided Raiders to third straight victory, completing 21-of-37 passes for 301 yards, including a 47-yard strike to Reece that set up a go-ahead FG in second quarter of a 25-20 win...(12/4) at MIA: Threw touchdowns to T.J. Houshmandzadeh (40 yards) and Darrius Heyward-Bey (14)...(12/11) at GB: Completed a 5-yard touchdown pass to Kevin Boss...(12/18) vs. DET: Completed 32-of-40 for 367 yards, with one touchdown, a 43-yard strike to Heyward-Bey...(12/24) at KC: Connected with Moore for a 61-yard

touchdown in the third quarter, then completed a 53-yard pass to Heyward-Bey on the first play of overtime to set up Sebastian Janikowski's game-ending field goal...(1/1/12) vs. SD: Threw for 417 yards, the third-highest passing total in franchise history...Tied a career-long with a 78-yard completion to Moore...

## AT A GLANCE

- Acquired from Cincinnati Bengals for two draft choices (2012 first-rounder, 2013 second-rounder) 10 days after passing of owner Al Davis and two days after starter Jason Campbell sustained season-ending broken collarbone.
- Averaged a career-high 8.4 yards per attempt in 2011, and nearly led Raiders to playoffs in 2011 despite arriving at team headquarters Oct. 19.
- Earned two Pro Bowl selections, winning game's MVP honors after '06 season.
- In 11 career wins, has led his team back from a fourth-quarter deficit.
- Having won the Heisman Trophy in 2002, became the eighth such individual to play for the Raiders.
- Did not play as a 2003 rookie, then led his 11-5 team to an AFC North title in 2005 before a knee injury cut short the Bengals playoff run two snaps after it started.
- Overcame the injury and had started 51 straight until painful elbow sprain limited him to four games in 2008.
- Led Bengals to sweep of division foes and another championship in 2009.



Connected with Heyward-Bey nine times, including a 3-yard touchdown...Also hit Boss for a 22-yard touchdown.

**2010:** Started all 16 games for the second straight season and the fifth time in his career...Broke the franchise record with 586 pass attempts, while ranking second in completions (362) and third in yards (3,970), in addition to his 26 TD passes and 82.4 rating...(9/12) at NE: Connected with Chad Ochocinco for a 28-yard touchdown...(9/26) at CAR: Hit Cedric Benson for a 7-yard TD that sealed a 20-7 victory in fourth quarter...(10/3) at CLE: Threw for 371 yards on 25-for-36 passing with two touchdowns, a career-long 78-yarder, to Terrell Owens, and a fourth-quarter strike to Brian Leonard...(10/10) vs. TB: Threw a 43-yard touchdown to Owens and a 1-yard, fourth-quarter score to Jermaine Gresham...(10/24) at ATL: In heartbreaking loss, helped Cincinnati overcome a 24-3 halftime deficit with three second-half TD passes, 19 yards to Owens, 64 to Jordan Shipley and 8 to Ochocinco...Totaled 412 yards, his second most ever in a game, on 36-for-50 passing...(10/31) vs. MIA: Hooked up with Owens on first-half TD passes of 7 and 37 yards...(11/8) vs. PIT: Threw a pair of TDs to Owens...(11/14) at IND: Was 31-for-42 passing for 292 yards and two touchdowns...Had a season-best 73.8 completion percentage (31-for-42), for 292 yards and two TDs...(11/21) vs. BUF: Threw multiple TD passes for a seventh consecutive game...(12/5) vs. NO: Led Cincinnati in overcoming a 20-6 third-quarter deficit, throwing a two-point conversion to Gresham that tied the contest, 27-27, before engineering a five-play go-ahead FG drive in fourth quarter...(12/19) vs. CLE: Did not throw an interception in guiding Bengals to 19-17 win, orchestrating four FG drives...(12/26) vs.

SD: Posted a career-best passer rating of 157.2 in pacing Bengals to second straight win, completing 16-of-21 for 269 yards and four touchdowns, including a 59-yard dagger to Jerome Simpson that gave Bengals a 27-13 fourth-quarter advantage...(12/11) at BAL: Posted his fourth 300-yard game of season (305).

**2009:** Started all 16 games after missing most of 2008 due to elbow injury...Completed 282-of-466 pass attempts for 3,094 yards and 21 touchdowns...Led Bengals to sweep of divisional opponents and AFC North title...(9/13) vs. DEN: Engineered a 91-yard TD drive late in fourth quarter before Denver won on an 87-yard deflected TD pass with 11 seconds left...(9/20) at GB: Threw for three TDs and scored his third career rushing touchdown in 31-24 win at Lambeau Field...(11/15) at PIT: Guided a Bengals offense that did not commit a turnover and a pair of hard-fought FG drives in fourth quarter of come-from-behind, 18-12 victory...(12/6) vs. DET: Broke an early tie with a 36-yard touchdown pass to Ochocinco...(12/20) at SD: After throwing a fourth-quarter TD to Laveranues Coles, brought Bengals to within a field goal by running for his first career two-point conversion...Postseason: (1/9/10) vs. NYJ: Completed 18-of-26 passes for 146 yards in AFC Wild Card loss...Connected with Coles on an 11-yard touchdown pass.

**2008:** Sustained Week 3 elbow injury and wound up starting just four games, ending a string of 51 consecutive starts...Finished 75-for-129 pass with three touchdowns...Rested the injury for a week, then returned to action in Game 5 before elbow soreness sidelined him as the inactive third QB for the final 12 contests...(9/21) at NYG: Injured his throwing elbow but played entire game, completing 27-of-39 passes for 286 yards and one touchdown...Also rushed for a career-high 23 yards, on three attempts...(9/28) vs. CLE: Inactive as third QB, snapping 51-game starting streak...(10/5) at DAL: Returned to action, completing 23-of-39 passes for 217 yards and two touchdowns.

**2007:** The only QB to take every snap for his team, started all 16 games for third straight season...Broke two of his own club records, with 373 completions and 4,131 passing yards, compiling a 64.9 completion percentage (575 attempts) with 26 touchdowns...(9/10) vs. BAL: Threw two touchdowns, including a 39-yard scoring strike...(9/16) at CLE: Set a career high and Cincinnati franchise record with six touchdown passes, and tied a career high with 52 pass attempts...(11/25) vs. TEN: Was 32-for-38 passing for 283 yards and three touchdowns, posting a career-high 84.2 completion percentage...Connected with Chad Ochocinco on all three TDs in 35-6 win...(12/15) at SF: Hit Chris Henry on a 52-yarder for his 100th career touchdown pass in just his 59th career game, making him the fifth-fastest quarterback in NFL history to reach the century mark, trailing only Dan Marino (44), Kurt Warner (50), Johnny Unitas (53) and Peyton Manning (56)...(12/30) at MIA: Had a season-long 70-yard touchdown pass.

**2006:** Successfully returned from knee injury and earned second straight Pro Bowl selection after becoming first Bengal to top 4,000 yards...Completed 324-of-520 for 4,035 yards and 28 touchdowns...Started all 16 games, then garnered Pro Bowl MVP honors...Ranked second in the AFC in six passing categories: touch-



# CARSON PALMER

downs (28), yards (4,035), completions (324), TD percentage (5.4), average gain per pass (7.76) and TD/INT differential (plus-15)...Had a streak of 153 consecutive passes without an interception...(9/24) at PIT: Tied a then-career high with four touchdowns...(10/22) vs. CAR: Orchestrated a 13-play, 86-yard TD drive in fourth quarter to give Bengals a 17-14 win...(11/12) vs. SD: Posted career highs in passing yards (440) and completions (31), and tossed a 74-yard touchdown to Ochocinco...(11/19) at NO: Threw touchdowns of 41 and 60 yards, both to Ochocinco, in 31-16 triumph...(11/26) at CLE: Was 25-for-32 passing, to post a season-high completion percentage of 78.1, throwing three TDs in 30-0 road victory...(11/30) vs. BAL: Tossed a 40-yard touchdown...(12/31) vs. PIT: Threw a pair of fourth-quarter TDs, a 66-yarder to Henry and 5-yarder to Tony Stewart that gave Bengals a 17-14 advantage in eventual 23-17 overtime loss.

**2005:** Guided Bengals to 11-5 record and division title before knee injury truncated outstanding season on second snap of first playoff game...Led NFL with 32 touchdown passes, breaking Bengals franchise record...Also set a franchise record with 345 completions, on 509 attempts...Passed for 3,836 yards and posted a 101.1 passer rating...Also led NFL in TD/INT differential (plus-20)...Tied NFL record by posting a 100-plus passer rating in nine straight games...Also tied NFL record for most 100-plus passer ratings in a season (11)...Led NFL in completion percentage (67.8)...Named September AFC Offensive Player of Month...Selected for Pro Bowl but did not play due to knee injury...(9/18) vs. MIN: Threw for a season-high 337 yards, with three touchdowns, including a 70-yard strike to Ochocinco on second play from scrimmage of 37-8 win...(10/2) vs. HOU: Engineered a 13-play, 61-yard FG drive to beat Texans in fourth quarter...(10/16) at TEN: Posted a career-high 81.8 completion percentage (27-of-33 passing)...(11/20) vs. IND: Tossed a 68-yard touchdown pass...(11/27) vs. BAL: Had three touch-

down passes, including a 54-yard score, in 42-29 win...(12/4) at PIT: Threw three TDs, including a 43-yard score to T.J. Houshmandzadeh, and guided Bengals on fourth-quarter TD drive in 38-31 road victory over eventual Super Bowl champions...(12/11) vs. CLE: Led a game-winning FG drive in fourth quarter and threw three touchdown passes...(12/18) at DET: Threw for three touchdowns in division-clinching win...(12/24) vs. BUF: Had a 41-yard touchdown pass...Postseason: (1/8/06) vs. PIT: Started first career playoff game but played just two snaps, completing his only pass, a 66-yard bomb to Chris Henry that set up a first-blood field goal...On the pass, suffered two torn left knee ligaments (ACL, MCL) when Kimo von Oelhoffen fell into his knee...Underwent surgery on 1/10.

**2004:** Saw first action as a pro, starting 13 games, showing solid progress in posting 96.9 passer rating over his last six games...Completed 263-of-432 for 2,897 yards and 18 touchdowns...(9/12) at NYJ: Made NFL debut, at Giants Stadium, and threw first two TD passes, 6 yards to Kenny Watson and 53 to Ochocinco...(9/19) vs. MIA: Earned first NFL win, completing 7-of-8 passes for 50 yards on game-winning FG drive in final two minutes...(11/7) vs. DAL: Scored first rushing touchdown, on a 2-yard bootleg...(11/28) vs. CLE: Threw four TDs and led Bengals back from 48-44 fourth-quarter deficit in 58-48 win...(12/5) at BAL: Named AFC Offensive Player of the Week after leading a comeback win and throwing for 382 yards and three fourth-quarter touchdown passes...(12/12) at NE: Sustained season-ending knee ligament strain on TD drive late in third-quarter; had taken every snap until Jon Kitna replaced him.

**2003:** Inactive as the third quarterback for eight games, and did not play as No. 2 quarterback in eight games.

**COLLEGE:** Won the 2002 Heisman Trophy at USC, leading the Trojans to 11-2 record, including 38-17 Orange Bowl win over Iowa...Played 53 games with 45 starts, competing over five seasons (1998-2002) because of injury-shortened '99 campaign for which he received a medical redshirt...As a senior, set USC season records for completions (309), passing yards (3,942) and TD passes (33), and threw only 10 INTs...Left college as the Pac-10's all-time leader in passing yards (11,818), completions (927) and total offense (11,621)...His 72 career TD passes set a USC record...Led Trojans to wins in the last eight games of his senior season, with the team averaging 41.5 points per game during that stretch...Threw at least two TD passes in nine straight games as a senior...As a sophomore in 1999, led Trojans to victories in first two games, but suffered a season-ending broken right collarbone just before halftime of Game 3, Sept. 25 at Oregon...His four starts in 1998 made him only the second true freshman to start a game at QB for the storied USC program (following Rob Johnson, who started one game in '91).

**PERSONAL:** Attended Santa Margarita High School in Rancho Santa Margarita, Calif. ...As a senior in 1997, passed for 31 touchdowns with just four interceptions, leading his team to a 14-0 record and its second consecutive state championship...Set 27 school records in high school...Brother, Jordan, played QB at UTEP and in the NFL with Washington, Cincinnati and Jacksonville.





## CARSON PALMER'S NFL STATISTICS

Year	Team	GP	GS	Att	Cmp	Pct	Yds	Yds/ Att	TD	Int	Lg	Sk	Yds Lst	Rating
2003	Cincinnati	inactive/third QB (nine games); active/did not play (seven games)												
2004	Cincinnati	13	13	432	263	60.9	2,897	6.7	18	18	76	25	178	77.3
2005	Cincinnati	16	16	569	345	67.8	3,836	7.5	32	12	70	19	105	101.1
2006	Cincinnati	16	16	520	324	62.3	4,035	7.8	28	13	74	36	233	93.9
2007	Cincinnati	16	16	575	373	64.9	4,131	7.2	26	20	70	17	119	86.7
2008	Cincinnati	4	4	129	75	58.1	731	5.7	3	4	36	11	67	69.0
2009	Cincinnati	16	16	466	282	60.5	3,094	6.6	21	13	73	26	213	83.6
2010	Cincinnati	16	16	586	362	61.8	3,970	6.8	26	20	78	26	201	82.4
2011	Oakland	10	9	328	199	60.7	2,753	8.3	13	16	78	17	119	80.5
NFL totals (nine years)		107	106	3,545	2,223	62.7	25,447	7.2	167	116	78	177	1,235	86.3
Cincinnati totals (eight years)		97	97	3,217	2,024	62.9	22,694	7.1	154	100	78	160	1,116	86.9
Oakland totals (one year)		10	9	328	199	60.7	2,753	8.3	13	16	78	17	119	80.5

## PLAYOFFS

Year	Team	GP	GS	Att	Cmp	Pct	Yds	Yds/ Att	TD	Int	Lg	Sk	Yds Lst	Rating
2005	Cincinnati	1	1	1	1	100.0	66	66.0	0	0	66	0	0	118.8
2009	Cincinnati	1	1	36	18	50.0	146	4.1	1	1	19	3	36	58.3
Postseason		2	2	37	19	51.4	212	5.7	1	1	66	3	36	66.5

ADDITIONAL STATISTICS: Career record as starting QB — 50-56 (472); playoffs: 0-2 (0.00). Passed for two-point conversions during games in 2005, '09 and '10; rushed for two-point conversion in 2009. Fumbles lost — 2-2 in 2004, 5-2 in 2005, 15-7 in 2006, 5-1 in 2007, 2-0 in 2008, 6-2 in 2009, 7-3 in 2010, 2-1 in 2011; NFL total: 44-18.

## RUSHING

Year	Team	Att	Yds	Avg	Lg	TD
2004	Cincinnati	18	47	2.6	14	1
2005	Cincinnati	34	41	1.2	14	1
2006	Cincinnati	26	37	1.4	11	0
2007	Cincinnati	24	10	0.4	10	0
2008	Cincinnati	6	38	6.3	15	0
2009	Cincinnati	30	93	2.4	15	3
2010	Cincinnati	32	50	1.6	9	0
2011	Oakland	16	20	1.3	10	1
NFL totals		195	336	1.7	15	6

## PLAYOFFS

Year	Team	Att	Yds	Avg	Lg	TD
2005	Cincinnati	0	0	-	-	0
2009	Cincinnati	1	2	2.0	2	0

## SINGLE-GAME HIGHS AND CAREER MILESTONES

PASSING: Attempts — 52, twice; last: vs. Ari., 11/18/07. Completions — 37, vs. Ari., 11/18/07. Yards — 440, vs. SD, 11/12/06. Touchdowns — 6, at Cle., 9/16/07. Interceptions — 4, twice; last: at GB, 12/11/11. Long — 78, twice; last: vs. SD, 1/11/12 (D. Moore).

RUSHING: Attempts — 6, at Chi., 9/25/05. Yards — 23, at NYG, 9/21/08. Touchdowns — 2, at Oak., 11/22/09. Long — 15, twice; last: at Cle., 10/4/09.

NFL debut: at NYJ, 9/12/04, with Bengals. First NFL start: at NYJ, 9/12/04, with Bengals. First TD pass: at NYJ, 9/12/04 (K. Watson, 6 yards), with Bengals. First win: vs. Mia., 9/19/04. First rushing TD: vs. Dal., 11/7/04. Last rushing TD: at Min., 11/20/11. First interception: at NYJ, 9/12/04 (E. Coleman).

## 2011 NFL PASSING LEADERS

## AVERAGE PER ATTEMPT

Player	Club	Att	Yds	Avg
1 Aaron Rodgers	GB	502	4643	9.25
2 Tom Brady	NE	611	5235	8.57
3 Matt Schaub	Hou	292	2479	8.49
4 Carson Palmer	Oak	328	2753	8.39
5 Eli Manning	NYG	589	4933	8.38
6 Drew Brees	NO	657	5476	8.33
7 Tony Romo	Dal	522	4184	8.02
8 Ben Roethlisberger	Pit	513	4077	7.95
9 Philip Rivers	SD	582	4624	7.95
10 Cam Newton	Car	517	4051	7.84

## MOST PASSING YARDS, RAIDERS HISTORY

Yds	Player	Date, Opp.
424	Jeff Hostetler	10/31/93 vs. SD
419	Cotton Davidson	10/25/64 vs. Den.
417	Carson Palmer	01/01/12 vs. SD
407	Tom Flores	12/22/63 vs. Hou0
403	Rich Gannon	09/15/02 at Pit.

## CARSON PALMER

## 2004, CINCINNATI

2004, CINCINNATI				PASSING									RUSHING						
Date	Opp	GP	GS	Att	Cmp	Yds	Pct	TD	Int	Lg	Sk	Rtnq	Att	Yds	Avg	LG	TD		
09/12	at NYJ-L	1	1	27	18	248	66.7	2	1	53	1	105.2	2	10	5.0	11	0		
09/19	Mia-W	1	1	38	21	147	55.3	0	1	20	5	53.3	0	0	-	-	0		
09/26	Bal-L	1	1	52	25	316	48.1	0	3	23	4	43.4	1	2	2.0	2	0		
10/03	at Pit-L	1	1	37	20	184	54.1	1	2	24	1	52.1	1	1	1.0	1	0		
10/17	at Cle-L	1	1	36	20	148	55.6	1	1	21	3	63.2	0	0	-	-	0		
10/25	Den-W	1	1	21	12	188	57.1	1	1	50	1	85.0	4	0	0.0	4	0		
10/31	at Ten-L	1	1	36	20	247	55.6	0	1	62	4	65.4	0	0	-	-	0		
11/07	Bal-W	1	1	32	21	212	65.6	1	0	76	0	94.8	2	1	0.5	2	1		
11/14	at Was-W	1	1	39	24	217	61.5	1	2	34	0	63.7	2	-3	-1.5	-1	0		
11/21	Pit-L	1	1	25	13	165	52.0	2	1	36	3	82.9	0	0	-	-	0		
11/28	Cle-W	1	1	29	22	251	75.9	4	3	53	0	101.4	2	10	5.0	11	0		
12/05	at Bal-W	1	1	36	29	382	80.6	3	1	51	3	127.1	2	7	3.5	9	0		
12/12	at NE-L	1	1	24	18	202	75.0	2	1	33	0	110.1	2	19	9.5	14	0		
12/19	Buf-L	(inactive third QB -- knee)																	
12/26	NYG-W	(inactive third QB -- knee)																	
01/02	at Phi-W	(inactive third QB -- knee)																	
04 TOTALS				13	13	432	263	2897	60.9	18	18	76	25	77.3	18	47	2.6	14	1

## 2005, CINCINNATI

2005, CINCINNATI				PASSING									RUSHING						
Date	Opp	GP	GS	Att	Cmp	Yds	Pct	TD	Int	Lg	Sk	Rtnq	Att	Yds	Avg	LG	TD		
09/11	at Cle-W	1	1	34	26	280	76.5	2	1	35	2	107.5	0	0	-	-	0		
09/18	at Min-w	1	1	40	27	337	67.5	3	1	70	0	108.0	4	3	0.8	6	0		
09/25	at Chi-W	1	1	23	16	169	69.6	3	0	40	1	130.3	6	-3	-0.5	2	0		
10/02	at Hou-W	1	1	34	25	276	73.5	1	0	22	2	107.0	1	-1	-1.0	-1	0		
10/09	at Jac-L	1	1	33	22	239	66.7	2	0	47	2	108.0	1	1	1.0	1	0		
10/16	at Ten-w	1	1	33	27	272	81.8	2	0	35	1	121.2	3	4	1.3	4	0		
10/23	at Pit-L	1	1	36	21	227	58.3	0	2	47	2	53.8	3	8	2.7	4	1		
10/30	at GB-W	1	1	34	22	237	64.7	3	1	38	2	102.2	0	0	-	-	0		
11/06	at Bal-W	1	1	26	19	248	73.1	2	0	48	2	128.4	5	-6	-1.2	0	0		
11/20	at Ind-L	1	1	38	25	335	65.8	2	1	68	1	100.2	1	1	1.0	1	0		
11/27	at Bal-W	1	1	30	22	302	73.3	3	1	54	0	124.6	1	14	14.0	14	0		
12/04	at Pit-W	1	1	38	22	227	57.9	3	0	43	1	101.5	3	-3	-3.0	-1	0		
12/11	at Cle-W	1	1	27	13	93	48.1	1	1	16	0	53.5	1	1	1.0	1	0		
12/18	at Det-W	1	1	39	28	274	71.8	3	2	20	2	95.5	1	8	8.0	8	0		
12/24	at Buf-L	1	1	36	25	266	69.4	2	2	41	1	86.1	4	14	3.5	6	0		
01/01	at KC-L	1	1	8	5	54	62.5	0	0	32	0	82.3	0	0	-	-	0		
05 TOTALS				16	16	509	345	3836	67.8	32	12	70	19	101.1	34	41	1.2	14	1
01/08	Pit-L <sup>1</sup>	1	1	1	1	66	100.0	0	0	66	0	118.8	0	0	-	-	0		

<sup>1</sup>AFC Wild Card playoff

## 2006, CINCINNATI

2006, CINCINNATI				PASSING										RUSHING					
Date	Opp	GP	GS	Att	Cmp	Yds	Pct	TD	Int	Lg	Sk	Rtnq	Att	Yds	Avg	LG	TD		
09/10	at KC-W	1	1	19	13	127	68.4	0	0	30	1	87.0	2	-1	-0.5	0	0		
09/17	at Cle-W	1	1	40	24	352	60.0	2	2	43	4	84.6	3	1	0.3	2	0		
09/24	at Pit-W	1	1	26	18	193	69.2	4	2	30	6	98.2	3	5	1.7	5	0		
10/01	at NE-L	1	1	35	20	245	57.1	0	0	33	4	78.9	0	0	-	-	0		
10/15	at TB-L	1	1	37	24	261	64.9	1	0	51	2	94.5	2	1	0.5	1	0		
10/22	at Car-W	1	1	39	23	240	59.0	2	0	32	2	94.0	1	6	6.0	6	0		
10/29	at At-L	1	1	36	24	266	66.7	2	0	55	2	106.9	1	7	7.0	7	0		
11/05	at Bal-L	1	1	26	12	194	46.2	1	2	71	2	52.4	1	5	5.0	5	0		
11/12	at SD-L	1	1	42	31	440	73.8	3	0	74	3	131.1	1	3	3.0	3	0		
11/19	at NO-W	1	1	22	14	275	63.6	3	1	60	1	127.8	2	-1	-0.5	0	0		
11/26	at Cle-W	1	1	32	25	275	78.1	3	1	43	1	120.7	2	0	0.0	2	0		
11/30	at Bal-W	1	1	32	21	234	65.6	1	0	40	2	97.7	3	-3	-1.0	-1	0		
12/10	at Oak-W	1	1	28	20	287	71.4	2	3	42	0	90.0	0	0	-	-	0		
12/18	at Ind-L	1	1	28	14	176	50.0	0	0	46	4	69.9	1	11	11.0	11	0		
12/24	at Den-L	1	1	40	21	209	52.5	2	2	26	2	63.4	2	6	3.0	4	0		
12/31	at Pit-L	1	1	38	20	251	52.6	2	0	66	0	91.0	2	-3	-1.5	-1	0		
06 TOTALS				16	16	520	324	4035	62.3	28	13	74	36	93.9	26	37	1.4	11	0

## 2007, CINCINNATI

2007, CINCINNATI				PASSING									RUSHING						
Date	Opp	GP	GS	Att	Cmp	Yds	Pct	TD	Int	Lg	Sk	Rtnq	Att	Yds	Avg	LG	TD		
09/10	at Bal-W	1	1	32	20	194	62.5	2	0	39	1	100.3	3	0	0.0	2	0		
09/16	at Cle-L	1	1	50	33	401	66.0	6	2	32	1	113.4	2	10	5.0	10	0		
09/23	at Sea-L	1	1	43	27	342	62.8	1	2	35	2	75.9	1	-1	-1.0	-1	0		
10/01	at NE-L	1	1	35	21	234	60.0	1	2	23	1	65.7	0	0	-	-	0		
10/14	at KC-L	1	1	43	26	320	60.5	2	2	42	4	78.6	1	2	2.0	2	0		
10/21	NYJ-W	1	1	21	14	226	66.7	1	1	56	1	98.5	0	0	-	-	0		
10/28	at Pit-L	1	1	31	23	205	74.2	1	0	28	0	102.2	1	2	2.0	2	0		
11/04	at Buf-L	1	1	39	26	271	66.7	2	1	43	0	93.0	3	5	1.7	7	0		
11/11	at Bal-W	1	1	34	23	271	67.6	0	0	50	3	31.7	2	-2	-1.0	-1	0		
11/18	at Ari-L	1	1	52	37	329	71.2	2	4	37	1	68.5	2	-1	0.5	0	0		
11/25	at Ten-W	1	1	38	32	283	84.2	3	1	26	1	113.0	0	0	-	-	0		
12/02	at Pit-L	1	1	44	17	183	38.6	0	0	24	1	51.6	2	-2	-2.0	-2	0		
12/09	at StL-W	1	1	29	21	189	72.4	0	2	52	1	60.8	3	-3	-1.0	-1	0		
12/15	at SF-L	1	1	31	19	252	61.3	1	0	52	0	97.8	2	1	0.5	2	0		
12/23	at Cle-W	1	1	21	11	115	52.4	1	2	24	0	44.8	0	0	-	-	0		
12/30	at Mia-W	1	1	32	23	316	71.9	3	1	70	0	121.4	2	-1	-0.5	0	0		
07 TOTALS				16	16	575	373	4131	64.9	26	20	70	17	86.7	24	10	0.4	10	0



## 2008, CINCINNATI

2008, CINCINNATI

Date	Opp	GP	GS	PASSING								RUSHING					
				Att	Cmp	Yds	Pct	TD	Int	Lg	Sk	Rtng	Att	Yds	Avg	LG	TD
08/07	at Bal-L	1	1	24	9	94	37.5	0	1	24	2	35.3	3	15	5.0	-	0
08/14	Ten-L	1	1	27	16	134	59.3	0	2	36	1	41.3	0	0	-	-	0
08/21	at NYG-L	1	1	39	27	286	69.2	1	0	26	6	98.9	3	23	7.0	15	0
08/28	Cle-L	(inactive third QB - elbow)															
09/05	at Bal-L	1	1	39	23	217	59.0	2	1	25	2	80.8	0	0	-	-	0
09/12	at NYJ-L	(inactive third QB - elbow)															
09/19	Pit-L	(inactive third QB - elbow)															
10/26	at Hou-L	(inactive third QB - elbow)															
11/02	Jac-W	(inactive third QB - elbow)															
11/16	Phi-T	(inactive third QB - elbow)															
11/20	at Pit-L	(inactive third QB - elbow)															
11/30	Bal-L	(inactive third QB - elbow)															
12/07	at Ind-L	(inactive third QB - elbow)															
12/14	Was-W	(inactive third QB - elbow)															
12/21	Cle-W	(inactive third QB - elbow)															
12/28	KC-W	(inactive third QB - elbow)															
08 TOTALS		4	4	129	75	731	58.1	3	4	36	11	69.0	6	38	6.3	15	0

## 2009, CINCINNATI

2009, CINCINNATI				PASSING									RUSHING				
Date	Opp	GP	GS	Att	Cmp	Yds	Pct	TD	Int	Lg	Sk	Rtng	Att	Yds	Avg	LG	TD
08/13	Oen-L	1	1	33	21	247	63.6	0	2	34	3	61.0	1	2	2.0	2	0
08/20	at GB-W	1	1	23	15	185	65.2	3	2	44	2	93.3	2	1	0.5	1	1
09/27	Pit-W	1	1	37	20	183	54.1	1	0	21	2	76.7	1	1	1.0	1	0
10/04	at Cle-W	1	1	44	23	230	52.3	2	1	27	2	73.1	3	20	6.7	15	0
10/11	at Bal-W	1	1	31	18	271	58.1	1	1	73	1	84.2	5	18	3.6	8	0
10/18	Hou-L	1	1	35	23	259	65.7	1	1	50	1	85.3	1	2	2.0	2	0
10/25	Chi-W	1	1	24	20	233	83.3	5	0	29	0	146.7	0	0	-	-	0
11/08	Bal-W	1	1	33	20	224	60.6	1	0	32	1	91.0	1	10	10.0	10	0
11/15	at Pit-W	1	1	30	18	178	60.0	0	0	25	2	76.8	5	-2	-0.4	3	0
11/22	at Oak-L	1	1	22	14	207	63.6	0	1	40	3	75.4	4	7	1.8	5	2
11/29	Cle-W	1	1	24	13	110	54.2	1	0	19	3	80.2	4	15	3.8	12	0
12/06	Det-W	1	1	29	17	220	58.6	1	2	36	2	85.3	5	7	1.4	8	0
12/13	at Min-L	1	1	25	15	94	60.0	1	0	15	1	81.1	4	10	2.5	4	0
12/20	at SD-L	1	1	40	27	314	67.5	2	1	49	2	97.3	1	0	0.0	0	0
12/27	KC-W	1	1	25	17	139	68.0	2	1	21	1	31.9	2	2	1.0	2	0
01/03	at NYJ-L	1	1	11	1	0	9.1	0	1	0	0	1.7	0	0	-	-	0
09 TOTALS		16	16	466	282	3094	60.5	21	13	73	26	83.6	39	93	2.4	15	3
01/10 NYJ-L		1	1	36	18	146	50.0	1	1	19	3	58.3	1	2	2.0	2	0

\*AFC Wild Card playoff

## 2010, CINCINNATI

2010, CINCINNATI				PASSING									RUSHING						
Date	Opp	GP	GS	Att	Cmp	Yds	Pct	TD	Int	Lg	Sk	Rtng	Att	Yds	Avg	LG	TD		
08/12	at NE-L	1	1	50	34	345	68.0	2	1	51	1	92.5	4	9	2.3	7	0		
08/19	Bal-W	1	1	35	16	167	45.7	0	0	29	1	60.1	3	-1	-0.3	1	0		
08/26	at Car-W	1	1	37	19	195	51.4	1	2	27	1	53.3	5	8	1.6	9	0		
10/03	at Cle-L	1	1	36	25	371	69.4	2	0	78	4	121.4	1	0	0.0	0	0		
10/10	TB-L	1	1	36	21	209	58.3	2	3	43	0	58.7	1	3	3.0	3	0		
10/24	at Ari-L	1	1	50	36	412	72.0	3	0	64	3	116.4	0	0	-	-	0		
10/31	Mia-L	1	1	38	17	156	44.7	2	1	37	0	63.0	3	13	4.3	8	0		
11/08	Pit-L	1	1	36	22	248	61.1	2	1	27	4	88.7	0	0	-	-	0		
11/14	at Ind-L	1	1	42	31	292	73.8	2	3	25	3	78.7	0	0	-	-	0		
11/21	Buf-L	1	1	34	19	230	55.9	2	2	48	0	71.9	2	12	6.0	9	0		
11/25	at NYJ-L	1	1	38	17	135	44.7	1	2	25	3	41.0	2	5	2.5	6	0		
12/05	NO-L	1	1	33	23	249	69.7	1	0	33	3	101.7	0	0	-	-	0		
12/12	at Pit-L	1	1	32	20	178	62.5	1	3	24	3	48.7	2	0	0.0	1	0		
12/19	Cle-W	1	1	23	14	208	60.9	0	0	53	0	90.7	5	-1	-0.2	2	0		
12/26	SD-W	1	1	21	16	289	76.2	4	0	58	0	157.2	2	-1	-0.5	0	0		
01/02	at Bal-L	1	1	45	32	305	71.1	1	2	39	0	78.5	2	3	1.5	3	0		
10 TOTALS				16	16	586	362	3970	61.8	26	20	78	26	82.4	32	50	1.6	9	0

## 2011, OAKLAND

Date		Opp	GP	GS	PASSING								RUSHING					
					Att	Cmp	Yds	Pct	TD	Int	Lg	Sk	Rtng	Att	Yds	Avg	LG	TD
10/16		Cle-W	(acquired in trade, 10/18)															
10/23		KC-L	1	0	21	8	116	38.1	0	3	30	0	17.3	0	0	-	-	0
11/06		Den-L	1	0	35	19	332	54.3	3	3	40	2	79.7	5	3	0.6	3	0
11/10	at	SD-W	1	1	20	14	299	70.0	2	1	55	1	125.0	3	-8	-2.7	-1	0
11/20	at	Min-W	1	1	23	17	164	73.9	1	0	21	4	107.9	3	5	1.7	4	0
11/27		Chi-W	1	1	37	21	301	56.8	0	1	47	4	72.0	0	0	-	-	0
12/04		Mia	1	1	41	20	273	48.8	2	1	40	2	76.6	1	2	2.0	2	0
12/11	at	GB-L	1	1	42	24	247	57.1	1	4	34	1	42.6	2	12	6.0	10	0
12/18		Det-L	1	1	40	32	367	80.0	1	0	43	3	113.2	0	0	-	-	0
12/24	at	KC-W	1	1	26	16	237	61.5	1	2	61	0	72.1	0	0	-	-	0
01/01		SD-L	1	1	43	28	417	65.1	2	1	78	0	102.6	2	6	3.0	4	0
11 TOTALS			10	9	328	199	2753	60.7	13	16	78	17	80.5	16	20	1.3	10	0





## TERRELLE PRYOR

6

**QUARTERBACK**  
**HEIGHT: 6-4**  
**WEIGHT: 233**

**NFL SEASON: 2**  
**RAIDERS SEASON: 2**  
**COLLEGE: OHIO STATE**  
**BORN: 6/20/89**  
**ACQUIRED: S3-11**

Selected after junior season by Oakland Raiders in 2011 NFL Supplemental Draft, Aug. 22, 2011...Signed first contract, Aug. 26, 2011...Placed on reserved/suspended by commissioner, Sept. 3, 2011...Reinstated by commissioner, Oct. 10, 2011...Returned to active roster, Oct. 17, 2011.

**CAREER:** Extremely athletic and talented youngster, enters second pro season after tumultuous first two months in NFL, one of most unique college-to-pro transitions in recent memory...Played one snap – erased by penalty.

**2011:** Played one snap as a rookie...Inactive for four games...Did not play in five games...(10/23) vs. KC: On only play, lined up as a WR, ran in motion, then took the snap to attempt a QB sneak, but officials called him for a false start, nullifying the play.

**COLLEGE:** Led Ohio State to a 31-4 record as a starter...Totaled 57 career TD passes to tie Bobby Hoyer for most all-time at Ohio State...Accounted for 76 career TDs (57 passing, 17 rushing, two receiving)...Completed 477-of-783 passes (60.9 percent) for 6,177 yards...Rushed for 2,164 yards on 436 carries (5.0 avg.)...As a 2010 junior, his final campaign, completed 65 percent of his passes for 2,772 yards and 27 TDs...Led an offense that averaged 38.8 points per game, second in the Big Ten and 11th in the nation...Ranked 10th nationally in pass efficiency (157.9 rating)... Ohio State's all-time rushing leader among QBs with 2,164 yards, led the Big Ten in 2010 with 25 TD passes in conference play...The 2010 Sugar Bowl MVP, rushed for a career-high 115 yards and threw for 221 yards and two TDs against Arkansas...Responsible for a school-record six TDs in win over Eastern Michigan, throwing for four TDs and adding one score each rushing and receiving...Completed a school-record 16 consecutive passes, against Ohio...An honorable-mention All-Big Ten selection as a sophomore, was 167-

for-295 for 2,094 yards, with 18 TDs; also Ohio State's leading rusher with 779 yards...Had six TD passes and only two INT in last five games of regular season, all wins to clinch Big Ten title...Named Rose Bowl MVP...A Big Ten all-academic selection...Went 8-1 as starting QB as a true freshman, when he was Big Ten Freshman of the Year...Was 100-for-165 (60.6) passing for 1,311 yards and 12 scores...Also rushed for 631 yards and six TD... Became only the second true freshman to start at quarterback for the Buckeyes.

## AT A GLANCE

- Oakland's selection in the 2011 supplemental draft, did not become eligible to play due to commissioner's suspension until mid-October; then made his NFL debut on a trick play, his lone snap as a rookie, nullified by penalty.
- Dynamic quarterback led Ohio State to a 31-4 record in three years as a starter; his 57 career TD passes tied a school record. Also rushed for more than 2,100 career yards and accounted for 76 Buckeyes touchdowns.
- Scored more than 2,000 career points in basketball as a standout prep athlete in the football-rich Pittsburgh area, where he garnered consecutive area Player of the Year awards.
- One of the more involved Raiders in the community, has made several appearances since joining the team.

## PERSONAL:

Attended Jeannette (Pa.) High School... Quarterbacked team to 16-0 record and the PIAA and WPIAL crowns...Also helped the basketball team to WPIAL and PIAA titles, a first in the Keystone State...Named the USA Today and Parade Player of Year...Had 4,238 career rushing yards and 4,340 career passing yards, the first 4,000-4,000 year ever in Pennsylvania... Posted 1,899 rushing and 1,889 passing yards as a senior, accounting for 58 TD...The MVP of U.S. Army All-American Bowl...Won consecutive Pittsburgh Post-Gazette and Pittsburgh Tribune-Review player of the year awards, as a junior and senior... Scored more than 2,000 points in basketball... Volunteered at the High School Player Development event in Oakland in May 2012... Spent time at Buena Vista UMC in Alameda, Calif., in April 2012...In December 2011, volunteered with Oakland's Solar Rays Extended Day Program and the Henry Robinson Multi-Service Center, and also paid a visit to Oakland Children's Hospital...Volunteered with the Alameda County Food Bank in November 2011.

## TERRELLE PRYOR'S NFL STATISTICS

Year	Team	GP	GS	Att	Cmp	Pct	Yds	Yds/Att	TD	Int	Lg	Sk	Lst	Rating
2011	Oakland	1	0	0	0	-	0	-	0	0	-	0	0	-

**CAREER MILESTONES** NFL debut vs. KC (10/23/11).



RAIDERS.COM

45

**FULLBACK**  
**HEIGHT: 6-1**  
**WEIGHT: 255**

**NFL SEASON: 3**  
**RAIDERS SEASON: 3**  
**COLLEGE: WASHINGTON**  
**BORN: 6/23/85**  
**ACQUIRED: FA-08**

Signed by Miami Dolphins as non-drafted free agent, May 2, 2008...Waived by Dolphins, May 5, 2008...Signed by Oakland Raiders as free agent, May 13, 2008...Waived by Raiders, Aug. 30, 2008...Re-signed by Raiders to practice squad, Sept. 1, 2008...Signed by Raiders to active roster, Dec. 26, 2008...Waived by Raiders, Sept. 5, 2009...Re-signed by Raiders to practice squad, Sept. 7, 2009...Signed by Raiders to active roster, Dec. 25, 2009...Re-signed by Raiders as exclusive-rights player, Aug. 1, 2011.

**CAREER:** Playmaking offensive threat, signed with Raiders after participating on a tryout basis at a 2008 mini-camp and has grown to rank among the most versatile fullbacks in the NFL...Has played in 30 games with 16 starts in four pro seasons...Career totals include 54 receptions for 654 yards and five touchdowns...Has added 234 rushing yards on 47 carries with one touchdown.

**2011:** Saw action in 12 games with six starts in second full pro season...Named a Pro Bowl alternate...Ranked fifth on team with 27 receptions, for 301 yards with two touchdowns...Also rushed 17 times for 112 yards...Missed four games due to ankle injury...(9/12) at DEN: Hauled in three passes for 23 yards, including a 3-yard TD from Jason Campbell; set up that score with an 11-yard run...(11/6) vs. DEN: Returned to action after missing four games with ankle injury and caught three passes for a season-high 51 yards, including a 40-yard touchdown from Carson Palmer...(11/20) at MIN: Rushed six times for a career-high 45 yards...Had a 20-yard run on a first-quarter FG drive...(11/27) vs. CHI: In 25-20 win, established career high with team-leading five receptions, for personal-best 92 yards...Took a short pass from Palmer and scampered 47 yards to set up a field goal in the second quarter...Added 11- and 29-yard receptions on the third quarter's opening drive that culminated in a FG...(12/4) at MIA: Hauled in a 38-yard pass on a fourth-quarter touchdown drive...(12/18) vs. DET: Took a first-quarter handoff and ran a season-long 26 yards, and on the same drive caught an 18-yard pass, to set up a touchdown.

**2010:** Played in 16 games with 10 starts...Tied for fifth on team with 25 receptions, for 333 yards (13.3 avg.)

and three touchdowns...Rushed 30 times for 122 yards (4.1) with one touchdown...Posted the Raiders' longest 2010 reception, a 73-yard TD in Game 14...(9/12) at TEN: Made first career start, opening season in backfield at fullback...(9/19) vs. STL: Registered initial three carries of career, for 9 yards...Added two receptions for 21 yards, including a 19-yard catch...(10/3) vs. HOU: Scored first career TD, a 13-yard reception from Bruce Gradkowski, the first TD by a Raiders fullback since Justin Griffith caught a 2-yard TD in 2008...(10/24) at DEN: Set career highs in carries (7) and rushing yards (39), with a touchdown...Scored first career rushing

TD, with 1-yard run in third quarter...Set up a third-quarter score with a 19-yard reception...(10/31) vs. SEA: Established a career high with 90 receiving yards, on three catches...Scored on a 30-yard pass from Campbell in second quarter...Added a 51-yard catch-and-run in the quarter...Also had a career-long 31-yard run in fourth quarter to set up a Raiders TD...(12/5) at SD: Had a 22-yard reception on a second-quarter scoring drive...(12/12) at JAC: Set a then-career high with four receptions, for 48 yards...(12/19) vs. DEN: In final stanza, caught career-long 73-yard TD, fifth-longest by an offensive back in Raiders history.

**2009:** Saw first action as a pro after spending majority of season on practice squad...Signed to active roster on 12/25...Caught two passes for 20 yards in two games...Also returned three kickoffs for 58 yards...(12/27) at CLE: Made NFL debut, at fullback and on special teams...Had first career reception, for a 9-yard gain in fourth quarter from Bruce Gradkowski...Returned two kickoffs for 46 yards...(1/3/10) vs. BAL: Registered one reception for 11 yards...Returned done kickoff for 12 yards.

### AT A GLANCE

- Earned Pro Bowl-alternate recognition at end of 2011 season.
- Since college, when he toiled at two JCs before signing with Washington, has followed a career theme of overcoming odds.
- Initially entered NFL as non-drafted wide receiver, then persevered for majority of first two seasons on Raiders practice squad before cracking starting lineup as fullback on Opening Day 2010.
- Has played in 30 games with 16 starts in four pro seasons, totaling 54 receptions for 654 yards and five touchdowns. Has added 234 rushing yards on 47 carries with one touchdown.

## MARCEL REECE



**2008:** Spent three days with Miami Dolphins as non-drafted free agent, then flew to Oakland for tryout at Raiders post-draft rookie mini-camp...Waived at the end of preseason, spent majority of regular season on Raiders practice squad...Signed to active roster on 12/26...(12/28) at TB: Inactive for season finale.

**COLLEGE:** Played two years as a wide receiver at Washington...Had 48 career receptions for 980 yards and nine touchdowns...Started all 13 games as a senior and earned team award for most improved offensive player...Set Washington record in 2007 for longest play from scrimmage with a 98-yard touchdown reception, against Arizona...Finished season with 39 receptions for 761 yards and eight touchdowns...Played in 11 of 12 games as a junior...Totaled nine receptions for 219 yards and one touchdown...At El Camino Community College, led Warriors to 11-1 record and berth in California state semifinals...Ranked No. 2 receiver and No. 24 nationally by Rivals.com...In first collegiate season, at Chaffey JC, recorded 25 receptions for 600 yards and seven touchdowns...American ethnic studies major.

**PERSONAL:** Attended Hesperia (Calif.) High School...First-team all-league performer in football, basketball and track...Had 41 receptions for 989 yards and 11 touchdowns in his senior season...Worked with the Marcel Reece Foundation Youth Football Camp of Hesperia, Calif. ...During December 2011, he volunteered his time with Toys For Tots at the Raider Image of Southland Mall in Hayward, Calif...Volunteered with the Alameda County Food Bank in November of 2011.

## MARCEL REECE'S NFL STATISTICS

Year	Team	GP	GS	RUSHING						RECEIVING					
				Att	Yds	Avg	Lg	TD		No	Yds	Avg	Lg	TD	
2009	Oakland	2	0							2	20	10.0	11	0	
2010	Oakland	16	13	30	122	4.1	31	1		25	333	13.3	73	3	
2011	Oakland	12	6	17	112	6.6	26	0		27	301	11.1	47	2	
NFL totals (two-plus years)		30	19	47	234	5.0	31	1		54	654	12.1	73	5	

## KICKOFF RETURNS

Year	Team	No	Yds	Avg	Lg	TD
2009	Oakland	3	58	19.3	23	0
2010	Oakland	1	7	7.0	7	0
NFL totals (two-plus years)		4	65	16.3	23	0

ADDITIONAL STATISTICS: Miscellaneous tackles — 1 in 2010. Fumbles lost — 1-1 in 2010, 1-1 in 2011; NFL totals: 2-2.

## SINGLE-GAME HIGHS AND CAREER MILESTONES:

RUSHING: Attempts — 7, at Den., 10/24/10. Yards — 45, at Min., 11/20/11. Long — 31, vs. Sea., 10/31/10. Touchdowns — 1, at Den., 10/24/10.

RECEIVING: Receptions — 5, vs. Chi., 11/27/11. Yards — 92, vs. Chi., 11/27/11. Long — 73, vs. Den., 12/19/10. Touchdowns — 1, five times; last: vs. Den., 11/6/11.

NFL debut: at Cle., 12/27/09. First NFL start: at Den., 9/12/10. First NFL touchdown: vs. Hou., 10/3/10 (9-yard pass from B. Gradkowski). First rushing TD: at Den., 10/24/10.

## 2009, OAKLAND

Date	Opp	GP	GS	RUSHING						RECEIVING						Total
				Att	Yds	Avg	Lg	TD		No	Yds	Avg	Lg	TD	Offense	
09/12	at Den-W	1	1	0	0	-	-	0		0	0	-	-	0	0	0
12/27	at Cle-L	1	0	0	0	-	-	0		1	9	9.0	9	0	9	9
01/03	at Bal-L	1	0	0	0	-	-	0		1	11	11.0	11	0	11	11
09 TOTALS		2	0	0	0	0	0	0		2	20	10.0	11	0	20	20

## 2010, OAKLAND

Date	Opp	GP	GS	RUSHING						RECEIVING						Total
				Att	Yds	Avg	Lg	TD		No	Yds	Avg	Lg	TD	Offense	
09/12	at Ten-L	1	1	0	0	-	-	0		0	0	-	-	0	0	0
09/19	StL-W	1	1	3	9	3.0	5	0		2	21	10.5	19	0	30	30
09/26	at Ari-L	1	1	1	2	2.0	2	0		2	2	1.0	6	0	4	4
10/03	Bal-W	1	1	2	7	3.5	6	0		1	13	13.0	13	1	20	20
10/10	SD-W	1	1	0	0	-	-	0		2	7	3.5	4	0	7	7
10/17	at SF-L	1	1	1	2	2.0	2	0		0	0	-	-	0	2	2
10/24	at Den-W	1	1	7	39	5.6	14	1		1	19	19.0	19	0	58	58
10/31	Sea-W	1	1	2	32	16.0	31	0		3	90	30.0	51	1	122	122
11/07	KC-W	1	1	1	4	4.0	4	0		2	8	4.0	7	0	12	12
11/21	at Pit-L	1	1	1	2	2.0	2	0		0	0	-	-	0	2	2
11/28	Mia-L	1	1	1	-2	-2.0	-2	0		1	2	2.0	2	0	0	0
12/05	at SD-W	1	0	1	5	5.0	5	0		3	42	14.0	22	0	47	47
12/12	at Jac-L	1	0	2	3	1.5	2	0		4	48	12.0	13	0	51	51
12/19	Den-W	1	0	3	9	3.0	4	0		2	79	39.5	73	1	88	88
12/26	Ind-L	1	1	3	6	2.0	4	0		2	2	1.0	2	0	8	8
01/02	at KC-W	1	1	2	4	2.0	3	0		0	0	-	-	0	4	4
10 TOTALS		16	13	30	122	4.1	31	1		25	333	13.3	73	3	455	455

## 2011, OAKLAND

Date	Opp	GP	GS	RUSHING						RECEIVING						Total
				Att	Yds	Avg	Lg	TD		No	Yds	Avg	Lg	TD	Offense	
09/12	at Den-W	1	1	1	11	11.0	11	0		3	23	7.7	16	1	34	34
09/18	at Buf-L	1	1	1	4	4.0	4	0		3	20	6.7	12	0	24	24
09/25	NYJ-W	1	0	0	0	-	-	0		0	0	-	-	0	0	0
10/02	NFL-L	(inactive - ankle)													0	0
10/09	at Hou-W	(inactive - ankle)													0	0
10/16	Cle-W	(inactive - ankle)													0	0
10/23	KC-L	(inactive - ankle)													0	0
11/08	Den-L	1	0	0	0	-	-	0		3	51	17.0	40	1	51	51
11/10	at SD-W	1	1	1	3	3.0	3	0		0	0	-	-	0	3	3
11/20	at Min-W	1	0	6	45	7.5	20	0		2	16	8.0	12	0	61	61
11/27	Chi-W	1	1	2	0	0.0	3	0		5	92	18.4	47	0	92	92
12/04	at Mia-L	1	1	1	10	10.0	10	0		1	38	38.0	38	0	48	48
12/11	at GB-L	1	0	2	12	6.0	9	0		4	7	1.8	12	0	19	19
12/18	Det-L	1	0	1	26	26.0	26	0		3	16	5.3	18	0	42	42
12/24	at KC-W	1	1	2	1	0.5	1	0		1	10	10.0	10	0	11	11
01/01	at KC-W	1	0	0	0	-	-	0		2	28	14.0	22	0	28	28
11 TOTALS		12	6	17	112	6.6	26	0		27	301	11.1	47	2	413	413





44



**FULLBACK**  
**HEIGHT: 6-2**  
**WEIGHT: 250**

**NFL SEASON: 5**  
**RAIDERS SEASON: 1**  
**COLLEGE: WEST VIRGINIA**  
**BORN: 2/13/85**  
**ACQUIRED: UFA-12 (Phi.)**

Selected by Seattle Seahawks in fifth round (163rd overall) of 2008 NFL Draft, April 27, 2008...Signed first contract, July 16, 2008...Waived by Seahawks, Sept. 6, 2010...Signed by Philadelphia Eagles as free agent, Sept. 14, 2010...Signed by Oakland Raiders as unrestricted free agent, May 16, 2012.

**CAREER:** Veteran fullback and skilled receiver out of backfield, has played in 51 games with 12 starts over four NFL seasons combined with the Seattle Seahawks and Philadelphia Eagles...Has totaled 34 receptions for 218 yards and two touchdowns.

**2011:** Saw action in all 16 games with five starts in final season with Eagles...Totalled 6 yards on four rushing attempts and three receptions for 32 yards...Blocked for RB LeSean McCoy, who totaled 1,309 rushing yards...Helped offense set single-season franchise records in first downs (356) and total net yards (6,386)...(9/25) vs. NYG: Set a career high with four rushing attempts, for 6 yards...Added a 13-yard reception.

**2010:** Played in 16 games with five starts...Set a career high with 19 receptions, for 136 yards and one touchdown...(9/19) at DET: Had two catches for 19 yards...(10/3) vs. WAS: Tied a career high with three receptions and established a career best with 43 receiving yards...Also recorded a career-long 18-yard reception...(12/2) vs. HOU: Hauled in a 5-yard touchdown pass...Postseason: (1/9/11) vs. GB: Saw action in reserve duty in NFC Wild Card game.

**2009:** Played in 15 games with one start in final season with Seahawks...Had six receptions for 21 yards...(9/27) vs. CHI: Had one catch for 10 yards...(10/4) at IND: Started at fullback...Recorded season-high two receptions...Scored first career touchdown, a 1-yard reception from Michael Vick.

**2008:** Played in 15 games with one start as a rookie...Totalled five rushing attempts for 21 yards...Had five receptions for 29 yards...(9/14) vs. SF: Made NFL debut...Had first career reception, for 6 yards...(11/2) vs. PHI: Made first career start, at fullback...Totalled three receptions for 10 yards...(11/9) at MIA: Set career high with 19 rushing yards, on three attempts...Also had a 6-yard reception.

**COLLEGE:** Played four years at West Virginia...Totalled 21 career starts, including four at tight end, during collegiate career...Rushed for 1,003 yards on 160 attempts with 13 touchdowns...Also caught 32 passes for 288 yards and two touchdowns...Added 34 yards on two kickoff returns...Punted three times for 61 yards...A first-team All-American selection by the NFL Draft Report as a senior, received second-team All-Big East honors from Rivals.com...Tallied 17 blocks that resulted in WVU touchdowns.

**PERSONAL:** Attended Fairfax (Va.) High School...Earned unanimous all-conference and Liberty District

Most Valuable Player accolades...Led conference in rushing as a senior...Also played baseball, earning all-district and all-region recognition...Given nickname Runaway Beer Truck in scoring West Virginia's first touchdown, a 57-yard carry against No. 3 Oklahoma, on the call of the play by FOX announcer Matt Vasgersian during the Mountaineers' Fiesta Bowl victory in January 2008.

### AT A GLANCE

- Has played in 51 games with 12 starts over four NFL seasons, totaling 34 receptions for 218 yards and two touchdowns.
- Played four years at West Virginia, rushing for 1,003 yards on 160 rushing attempts with 13 touchdowns. Also played tight end, punted and returned kickoffs in college.
- Given nickname Runaway Beer Truck in scoring West Virginia's first touchdown, a 57-yard carry against No. 3 Oklahoma, on the call of the play by FOX announcer Matt Vasgersian during the Mountaineers' Fiesta Bowl victory in January 2008.

## OWEN SCHMITT

## OWEN SCHMITT'S NFL STATISTICS

Year	Team	GP	GS	RUSHING					RECEIVING				
				Att	Yds	Avg	Lg	TD	No	Yds	Avg	Lg	TD
2008	Seattle	15	1	5	21	4.2	14	0	6	29	4.8	7	0
2009	Seattle	15	1	0	0	-	-	0	6	21	3.5	10	1
2010	Philadelphia	15	5	0	0	-	-	0	19	136	7.2	18	1
2011	Philadelphia	16	5	4	6	1.5	4	0	3	32	10.7	13	0
NFL totals (four years)		61	12	9	27	3.0	14	0	34	218	6.4	18	2
Seattle totals (two years)		30	2	5	21	4.2	14	0	12	50	4.2	10	1
Philadelphia totals (two years)		31	10	4	6	1.5	4	0	22	168	7.6	18	1

## PLAYOFFS

Year	Team	GP	GS	RUSHING					RECEIVING				
				Att	Yds	Avg	Lg	TD	No	Yds	Avg	Lg	TD
2010	Philadelphia	1	0	0	0	-	-	0	0	0	-	-	0

ADDITIONAL STATISTICS: Kickoff returns — 2-18, 18 long, 1 fair catch in 2010. Special-teams tackles — 5 in 2008, 6 in 2009, 2 in 2010, 4 in 2011; NFL totals: 17. Fumbles lost — none.

## 2008, SEATTLE

Date	Opp	GP	GS	RUSHING					RECEIVING					Total
				Att	Yds	Avg	Lg	TD	No	Yds	Avg	Lg	TD	
09/07	at Buf-L	(inactive)												
09/14	SF-L	1	0	0	0	-	-	0	1	6	6.0	6	0	6
09/21	SF-L	1	0	1	2	2.0	2	0	0	0	-	-	0	2
10/05	at NYG-L	1	0	0	0	-	-	0	0	0	-	-	0	0
10/12	CG-L	1	0	0	0	-	-	0	0	0	-	-	0	0
10/19	at TB-L	1	0	0	0	-	-	0	0	0	-	-	0	0
10/26	at SF-W	1	0	1	0	0.0	0	0	0	0	-	-	0	0
11/02	Phi-L	1	1	0	0	-	-	0	3	10	3.3	6	0	10
11/09	at Mia-L	1	0	3	19	6.3	14	0	1	6	6.0	6	0	25
11/16	Ari-L	1	0	0	0	-	-	0	1	7	7.0	7	0	7
11/23	Was-L	1	0	0	0	-	-	0	0	0	-	-	0	0
11/27	at Dal-L	1	0	0	0	-	-	0	0	0	-	-	0	0
12/07	NE-L	1	0	0	0	-	-	0	0	0	-	-	0	0
12/14	at StL-W	1	0	0	0	-	-	0	0	0	-	-	0	0
12/21	NYJ-W	1	0	0	0	-	-	0	0	0	-	-	0	0
12/28	at Ari-L	1	0	0	0	-	-	0	0	0	-	-	0	0
08 TOTALS		15	1	5	21	4.2	14	0	6	29	4.8	7	0	50

## 2009, SEATTLE

Date	Opp	GP	GS	RUSHING					RECEIVING					Total
				Att	Yds	Avg	Lg	TD	No	Yds	Avg	Lg	TD	
09/13	StL-W	1	0	0	0	-	-	0	0	0	-	-	0	0
09/20	at SF-L	1	0	0	0	-	-	0	0	0	-	-	0	0
09/27	Chi-L	1	0	0	0	-	-	0	1	10	10.0	10	0	10
10/04	at Ind-L	1	1	0	0	-	-	0	2	3	1.5	2	1	3
10/11	Jac-W	1	0	0	0	-	-	0	1	3	3.0	3	0	3
10/18	NE-L	1	0	0	0	-	-	0	0	0	-	-	0	0
11/01	at Dal-L	1	0	0	0	-	-	0	0	0	-	-	0	0
11/08	Det-W	1	0	0	0	-	-	0	1	4	4.0	4	0	4
11/15	at Ari-L	(inactive)												
11/22	at Min-L	1	0	0	0	-	-	0	0	0	-	-	0	0
11/29	at StL-W	1	0	0	0	-	-	0	1	1	1.0	1	0	1
12/06	SF-W	1	0	0	0	-	-	0	0	0	-	-	0	0
12/13	at Hou-L	1	0	0	0	-	-	0	0	0	-	-	0	0
12/20	TB-L	1	0	0	0	-	-	0	0	0	-	-	0	0
12/27	at CG-L	1	0	0	0	-	-	0	0	0	-	-	0	0
01/03	Ten-L	1	0	0	0	-	-	0	0	0	-	-	0	0
09 TOTALS		15	1	0	0	0	0	0	6	21	3.5	10	1	21

## SINGLE-GAME HIGHS AND CAREER MILESTONES:

RUSHING: Attempts — 4, vs. NYG, 9/25/11. Yards — 19, at Mia, 11/9/08. Long — 14, at Mia, 11/9/08.

RECEIVING: Receptions — 3, twice; last, vs. Was, 10/3/10. Yards — 43, vs. Was, 10/3/10. Long — 18, vs. Was, 10/3/10. Touchdowns — 1, vs. Hou, 12/2/10.

NFL debut, vs. SF, 9/14/08, with Seahawks. First NFL start: vs. Phi, 11/2/08, with Seahawks. Touchdown — vs. Hou, 12/2/10 (5-yard pass from M Vick), with Eagles.

## 2010, PHILADELPHIA

Date	Opp	GP	GS	RUSHING					RECEIVING					Total
				Att	Yds	Avg	Lg	TD	No	Yds	Avg	Lg	TD	
09/11	GB-L	(signed 9/14)												
09/19	at Det-W	1	0	0	0	-	-	0	2	21	10.5	13	0	21
09/26	at Jac-W	1	0	0	0	-	-	0	2	6	3.0	4	0	6
10/03	Was-L	1	0	0	0	-	-	0	3	43	14.3	18	0	43
10/10	at SF-W	1	1	0	0	-	-	0	2	19	9.5	13	0	19
10/17	Ari-W	1	0	0	0	-	-	0	1	-1	-1.0	-1	0	-1
10/24	at Ten-L	1	0	0	0	-	-	0	2	6	3.0	3	0	6
11/07	Ind-W	1	1	0	0	-	-	0	1	12	12.0	12	0	12
11/15	at Was-W	1	0	0	0	-	-	0	1	6	6.0	6	0	6
11/21	NYG-W	1	1	0	0	-	-	0	2	14	7.0	10	0	14
11/28	at Chi-L	1	1	0	0	-	-	0	0	0	-	-	0	0
12/02	Hou-W	1	0	0	0	-	-	0	1	5	5.0	5	1	5
12/12	at Dal-W	1	0	0	0	-	-	0	1	2	2.0	2	0	2
12/19	at NYG-W	1	0	0	0	-	-	0	0	0	-	-	0	0
12/28	Min-L	1	0	0	0	-	-	0	0	0	-	-	0	0
01/02	Dal-L	1	1	0	0	-	-	0	1	3	3.0	3	0	3
10 TOTALS		15	5	0	0	0	0	0	19	136	7.2	18	1	136
01/09	CG-L <sup>1</sup>	1	0	0	0	-	-	0	0	0	-	-	0	0

<sup>1</sup>NFC Wild Card playoff

## 2011, PHILADELPHIA

Date	Opp	GP	GS	RUSHING					RECEIVING					Total
				Att	Yds	Avg	Lg	TD	No	Yds	Avg	Lg	TD	
09/11	at StL-W	1	0	0	0	-	-	0	0	0	-	-	0	0
09/18	at Ari-L	1	0	0	0	-	-	0	0	0	-	-	0	0
09/25	NYG-L	1	1	4	6	1.5	4	0	1	13	13.0	13	0	19
10/02	SF-L	1	0	0	0	-	-	0	1	11	11.0	11	0	11
10/09	at Buf-L	1	0	0	0	-	-	0	0	0	-	-	0	0
10/16	at Was-W	1	1	0	0	-	-	0	0	0	-	-	0	0
10/30	Dal-W	1	0	0	0	-	-	0	0	0	-	-	0	0
11/07	Chi-L	1	0	0	0	-	-	0	0	0	-	-	0	0
11/13	Ari-L	1	1	0	0	-	-	0	1	8	8.0	8	0	8
11/20	at NYG-W	1	0	0	0	-	-	0	0	0	-	-	0	0
11/27	NE-L	1	0	0	0	-	-	0	0	0	-	-	0	0
12/01	at Sea-L	1	0	0	0	-	-	0	0	0	-	-	0	0
12/11	at Mia-W	1	0	0	0	-	-	0	0	0	-	-	0	0
12/18	NYJ-W	1	0	0	0	-	-	0	0	0	-	-	0	0
12/24	at Dal-W	1	1	0	0	-	-	0	0	0	-	-	0	0
01/01	Was-W	1	1	0	0	-	-	0	0	0	-	-	0	0
11 TOTALS		16	5	4	6	1.5	4	0	3	32	10.7	13	0	38

## COMPOSITE STANDINGS, AFC WEST TEAMS, 1960-2011

Franchise	W	L	T	Pct
Oakland/Los Angeles Raiders	426	251	11	.548
Denver Broncos	406	372	10	.522
Dallas Texans/Kansas City Chiefs	402	374	12	.518
Los Angeles/San Diego Chargers	382	385	11	.504



92

**DEFENSIVE TACKLE****HEIGHT: 6-6****WEIGHT: 317****NFL SEASON: 12****RAIDERS SEASON: 4****COLLEGE: GEORGIA****BORN: 10/6/79****ACQUIRED: T-09 (NE)****PRO BOWLS: 7 (2002-06, 2010-11)**

Selected by New England Patriots in first round (sixth overall) of 2001 NFL Draft, April 21, 2001...Signed first contract, July 24, 2001...Declared by Patriots physically unable to perform (knee), July 23, 2002...Passed physical, Aug. 5, 2002...Signed new contract, Sept. 4, 2002...Placed on reserve/did not report by Patriots, July 27, 2005...Reinstated to active roster and signed new contract, Aug. 3, 2005...Signed new contract, Aug. 12, 2006...Declared by Patriots physically unable to perform (knee), July 27, 2006...Passed physical, Aug. 7, 2006...Declared by Patriots physically unable to perform (knee), July 24, 2007...Placed on reserve/PUP by Patriots, Sept. 1, 2007...Activated and returned to practice, Oct. 24, 2007...Traded by Patriots to Oakland for New England's first-round selection in 2011 draft, Sept. 6, 2009 (Patriots selected T Nate Solder, 17th overall)...Designated franchise player by Raiders, Feb. 23, 2010...Signed franchise-player contract, June 21, 2010...Signed new contract, Feb. 28, 2011...Signed new contract, Aug. 5, 2011...Signed new contract, March 6, 2012.

**CAREER:** Elite defensive lineman, earned in 2011 his second straight Pro Bowl selection, his second in three Raiders seasons, and seventh overall...Voted to five straight Pro Bowls (2002-06) with New England...Honored four times by the Associated Press as an All-Pro (three first-team selections, one second-team)...Owns three Super Bowl rings from his time in New England...Has played in 156 games with 149 starts over 11 pro seasons...Career totals include 481 tackles (312 solo), 54½ sacks, 32 passes defended, two interceptions, four forced fumbles and seven fumble recoveries...Has sacked 36 quarterbacks...In games in which he records a sack, his teams are 43-8 (.843), including an 8-3 mark (.727) with Oakland; the Raiders have won four straight, and seven of their last eight, in games with a Seymour sack.

**2011:** Played in 16 games with 15 starts...Named to the Pro Bowl for second straight season with Raiders, and seventh overall...Ranked third on team with six sacks...Totaled 29 stops (23 solo), five tackles for loss, three passes defended and 11 hurries...(9/12) at DEN: In 23-20 victory on Monday night season-opener, sacked Kyle Orton twice, first on a third-and-goal that forced Denver to settle for a third-quarter FG, and again for a 9-yard loss in the fourth quarter...(9/25) vs. NYJ: Sacked Mark Sanchez for a third-quarter sack in 34-24 win...(10/9) at HOU: Recorded a season-high five tackles (four) in 25-20 victory the day after the passing of owner Al Davis...Posted two sacks, his fifth multiple-sack game as a Raider, and broke up two passes, one on a key fourth-quarter drive...Dropped QB Matt Schaub for a 5-yard loss on third-and-10 to force a punt late in the first half with Oakland trailing, 14-12, then sacked him again with three minutes left in game to force Texans to settle for a field goal...(11/27) vs. CHI: Sacked Caleb Hanie in second quarter...(12/24) at KC: Blocked two FG attempts, a 49-yard try on final play of first half...Blocked a 49-yard, potential game-winning field goal attempt on final play of regulation to force game into overtime...Named AFC Special Teams Player of the Week.

### AT A GLANCE

- A seven-time Pro Bowl selection with the Raiders and the Patriots, has played in 156 regular-season games, with 149 starts. Also has played 15 postseason contests, including four Super Bowls, playing a major role in all three Patriots championships from 2001-04.
- A three-time first team AP All-Pro selection, joined the Raiders in a trade days before the 2009 season-opener.
- Has affected the quarterback as much as any NFL player since he entered the league in 2001. Scattered 54½ sacks over 36 quarterbacks, and in games in which he records a sack, his teams are 43-8 (.843), including an 8-3 mark (.727) with Oakland. The Raiders have won four straight, and seven of their last eight, in games with a Seymour sack.
- Also has deflected 30 passes at the line of scrimmage in 11 NFL seasons and picked off two passes.
- Now owns an incredible 10 blocked field goals, including one in the 2003 playoffs. Earned AFC Special Teams Player of the Week by blocking two Chiefs FG attempts in a 16-13 overtime victory late in 2011 season at KC.



# RICHARD SEYMOUR

**2010:** Started 13 games, all at defensive tackle...Received sixth career Pro Bowl selection, but did not play due to injury...Totaled 5½ sacks and ranked second on the team with 10 tackles for loss...Had 48 total stops (36 solo), two passes defended and one fumble recovery... (9/12) at TEN: Recovered a first-quarter fumble and returned it 13 yards to set up a field goal... (9/26) at ARI: Dropped Derek Anderson for a 7-yard sack... (10/10) vs. SD: Shared a third-quarter sack with Tommy Kelly... (10/24) at DEN: Sacked Kyle Orton on last play of third quarter... (10/31) vs. SEA: Got to QB Matt Hasselbeck twice, forcing respective punts in first and fourth quarters... (11/7) vs. KC: Recorded a season-high eight tackles (seven solo)... (12/12) at JAC: Took down David Garrard for a third-quarter sack.

**2009:** Started all 16 games in his first season with the Silver and Black, despite New England trading him to Oakland just eight days before the season-opener...Compiled four sacks, 47 tackles (30 solo), three passes defended and one forced fumble... (9/14) vs. SD: Had a memorable Raiders debut on Monday Night Football, recording two sacks and a season-high six tackles (three solo)...Sacked Philip Rivers twice in the first half, including the last snap before intermission, forcing Chargers to settle for a field goal... (10/18) vs. PHI: In 13-9 win, posted two sacks and three tackles for loss...Also batted away a Donovan McNabb pass, and forced a fumble...On one second-quarter series, threw RB LeSean McCoy for a 2-yard loss, then sacked McNabb to force a punt...Then, with time running out in the first half, sacked McNabb again... (1/3/10) vs. BAL: Matched a season high with six tackles (five solo).

**2008:** Started first 15 games and tied his career high with a team-leading eight sacks in final Patriots season...Also led team with 17 hurries, along with 63 tackles (34

solo)... (9/14) at NYJ: Sacked Brett Favre just before half to preserve a 6-3 lead... (10/5) at SF: Started at defensive end, in his 100th career game... (10/20) vs. DEN: Tied a career high with two sacks...Dragged down Jay Cutler on a pair of second-half sacks, one to force a fourth-quarter punt... (10/26) vs. STL: In 23-16 win, tallied four hurries with one sack...Five of his seven tackles came on plays that resulted in a loss or no gain, including a Marc Bulger sack to force a second-quarter punt with Patriots trailing 10-7... (11/9) vs. BUF: Induced a first-quarter punt by sacking Trent Edwards... (11/13) vs. NYJ: Tallied 10 tackles (four solo), including a Brett Favre sack one play before a third-quarter punt... (11/23) at MIA: Wrapped up Chad Pennington to force a third-quarter punt... (11/30) vs. PIT: Teamed up with Ellis Hobbs to sack Ben Roethlisberger... (12/7) at SEA: Pounded on a Seneca Wallace fumble created by Brandon Meriweather's strip-sack to snuff out final Seattle gasp in 24-21 victory... (12/21) vs. ARI: Combined with Mike Wright on a Kurt Warner sack to force a first-quarter punt.

**2007:** Limited by a knee injury, played in nine games while making eight starts at defensive end...Activated from the reserve/PUP on 10/27... (10/28) vs. WAS: Saw his first action of the season in a reserve role at defensive end... (11/4) at IND: Got his hand on a 50-yard FG attempt... (12/16) vs. NYJ: Split a Chad Pennington sack with Jarvis Green late in second quarter, in addition to a team-high three hurries...In first quarter, his pressure created an interception returned by Eugene Wilson for touchdown in 20-10 win... (12/23) vs. MIA: Chased down Dolphins Cleo Lemon for a fourth-quarter sack...Postseason: (1/12/08) vs. JAC: Tied for team lead with nine tackles (four solo) in AFC Divisional playoff... (1/20/08) vs. SD: Made one tackle in AFC Championship...Super Bowl XLII (2/3/08) vs. NYG: Made seven tackles (three solo).

**2006:** Saw action in all 16 games with 15 starts...Selected to fifth consecutive Pro Bowl... (9/10) vs. BUF: Sacked J.P. Losman on third-and-2 to force a fourth-quarter punt... (9/17) at NYJ: Notched 1½ sacks, and ended the Jets' second drive by batting down a pass at the line...Halted another with a Chad Pennington sack at end of the second quarter, then shared a 10-yard sack with Mike Vrabel to force a fourth-quarter punt... (10/30) at MIN: Provided pressure in the pocket, causing Brad Johnson to throw a second-quarter interception, then teamed with Jarvis Green to sack Brooks Bollinger, forcing a fourth-quarter punt... (11/26) vs. CHI: Mammoth in 17-13 win, blocked a 45-yard FG attempt, recovered a second-quarter fumble when Rex Grossman fumbled the snap on third-and-goal from the Pats' 5-yard line, then sacked Grossman to force a third-quarter punt...Also batted down a pass... (12/17) vs. HOU: Deflected and intercepted a David Carr pass at the Houston 24-yard line to set up a first-quarter FG...Postseason: (1/7/07) vs. NYJ: Notched a Chad Pennington sack on Jets' final snap in AFC Wild Card... (1/14/07) at SD: Started at DE and posted a solo tackle in AFC Divisional game... (1/21/07) at IND: Notched three tackles and a hurry in AFC Championship.

**2005:** Selected to fourth Pro Bowl...Played and started 12 games...Totaled four sacks among 69 tackles (41 solo), with a forced fumble and fumble recovery, and four passes defended... (9/8) vs. OAK: Led team with eight tackles (six solo)...Batted down a third-and-11 pass in



the second quarter...(9/25) at PIT: In 23-20 win over eventual Super Bowl champion, recorded first multiple-sack game of career, dropping Ben Roethlisberger in second and fourth quarters; also knocked down a pass...(11/27) at KC: Forced a fourth-quarter fumble at the Kansas City 17-yard line...(12/11) at BUF: Sacked J.P. Losman in third quarter...(12/26) at NYJ: Sacked Brooks Bollinger in third quarter, then recovered a Bollinger fumble in fourth quarter...Postseason: (1/7/06) vs. JAC: Combined with Willie McGinest to sack David Garrard late in game, and recovered an Alvin Pearson fumble in second quarter of AFC Wild Card contest...(1/14/06) at DEN: Led team with six tackles (three solo) and split a pair of Jake Plummer sacks, one with Jarvis Green to force a third-quarter punt, another with Vince Wilfork to force a fourth-quarter punt.

**2004:** A key cog in New England's Super Bowl championship, named to his third straight Pro Bowl, in addition to first-team All-Pro honors from the Associated Press, Football Digest, College & Pro Football Weekly, the PFWA and The Sporting News...Registered 67 tackles (37 solo), five sacks, one pass defended, one forced fumble and a fumble recovery, which he parlayed into his first career TD...(10/3) at BUF: With less than three minutes left, the Patriots up by a TD and Buffalo deep in NE territory, scooped up a Drew Bledsoe fumble forced by Tedy Bruschi's sack and rumbled 68 yards for the game-clinching score in 31-17 triumph...Also sacked Bledsoe on final series...(10/10) vs. MIA: Sacked Jay Fiedler in first quarter...(10/17) vs. SEA: Deflected a first-quarter pass that was intercepted...(10/31) at PIT: Notched a career-high 16 tackles (eight solo) according to unofficial press-box stats...(11/7) at STL: Sacked Marc Bulger in fourth quarter...(11/28) vs. BAL: Sacked Kyle Boller to force a fourth-quarter punt...(12/5) at CLE: Caused a William Green fumble returned for a 41-yard

touchdown in third quarter...(12/20) at MIA: Sacked A.J. Feeley in fourth quarter...(12/26) at NYJ: Injured his knee and was inactive for ensuing regular-season finale. Postseason: (1/16/05) vs. IND: Inactive for AFC Divisional playoff with knee injury...(1/23/05) at PIT: Inactive for AFC Championship with knee injury...Super Bowl XXXIX (2/6/05) vs. PHI: Returned from injury to see significant action as a reserve on the defensive line...Tackled Brian Westbrook for a 2-yard loss on his first play of the game, then sacked McNabb for a 6-yard loss in the third quarter...Knocked down a pass in the fourth quarter...Helped to hold Philadelphia to 45 rushing yards on 17 carries (2.6 avg.).

**2003:** Earned second Pro Bowl berth...In 15 games, with 14 starts, finished second on a Super Bowl championship team with a career-high 8.0 sacks, registering a Patriots-best nine games with a sack...Ranked fourth on the team with a career-high 80 tackles (45 solo) and caused havoc at the line with 10 passes defended...Named AFC Special Teams Player of the Week on two occasions, for his performances in Week 7 and the Divisional Playoffs...Named an All-Pro by the Associated Press, Sports Illustrated and ESPN.com...(9/7) at BUF: Sacked Drew Bledsoe last in first half...(10/5) vs. TEN: Dropped Steve McNair on Titans' final drive...(10/12) vs. NYG: Sacked Kerry Collins in the fourth quarter and caused two interceptions with pass deflections, one on the game's first play...(10/19) at MIA: Named AFC Special Teams Player of the Week after blocking a potential game-winning 35-yard FG with two minutes remaining...(10/26) vs. CLE: Shared a Kelly Holcomb sack with Dan Klecko to snuff out Browns' fourth-quarter hopes in 9-3 win...(11/16) vs. DAL: Sacked Quincy Carter in the game's last minute...(11/23) at HOU: Ended first Texans possession with third-down sack of Tony Banks, then batted away four of his passes...(12/7) vs. MIA: Forced a fourth-quarter punt with a Jay Fiedler sack...(12/14) vs. JAC: Sacked Byron Leftwich, forcing a second-quarter fumble...(12/20) at NYJ: Shared a Chad Pennington sack with Willie McGinest to force a fourth-quarter punt...Postseason: (1/10/04) vs. TEN: Named AFC Special Teams Player of the Week after blocking a 31-yard Gary Anderson FG attempt in AFC Divisional playoff...(1/18/04) vs. IND: Posted three tackles and one pass defended in AFC Championship...Super Bowl XXXVIII (2/1/04) vs. CAR: Collected two solo tackles and a pass defended, and recovered a second-quarter Jake Delhomme fumble, forced by Mike Vrabel's blindside sack.

**2002:** Earned first Pro Bowl selection while starting all 16 games at DT...Tied for the team lead with 5½ sacks, along with 56 tackles (33 solo), an interception among three passes defended, and a fumble recovery...Also blocked two FG attempts...(9/9) vs. PIT: Sacked Kordell Stewart to force a fourth-quarter punt on Monday Night Football...(9/22) vs. KC: Floored Trent Green in second quarter...(9/29) at SD: Helped block Chargers' 50-yard FG attempt in fourth quarter...(11/3) at BUF: Sacked Drew Bledsoe in the second quarter...(11/17) at OAK: Sacked Rich Gannon inside the New England 10 on a second-quarter series, then blocked Sebastian Janikowski's 49-yard FG attempt in final period...(11/24) vs. MIN: Started at nose tackle and shared a Daunte Culpepper sack with Tedy Bruschi on a key fourth-quarter drive; also blocked a 43-yard FG attempt on Minnesota's first series, and recovered Randy Moss' second-quarter



# RICHARD SEYMOUR

fumble...(12/8) vs. BUF: Intercepted Drew Bledsoe at Buffalo's 9-yard line to set up a first-quarter touchdown, then sacked the QB in the third quarter.

**2001:** Played in 13 regular-season games with 10 starts as a rookie...Amassed 44 tackles (25 solo), including three sacks, one pass defended and a fumble recovery...Voted to Pro Football Weekly All-Rookie Team...Totalled 11 tackles (seven) in the postseason, including a sack in Super Bowl XXXVI...(9/23) vs. NYJ: Made his NFL debut and recorded four tackles...(11/4) at ATL: Started at nose tackle and recorded his first career sack, bringing down Chris Chandler in second quarter...(11/25) vs. NO: Blocked a 43-yard FG attempt in first quarter...(12/2) at NYJ: Started at DT and sacked Vinny Testaverde in third quarter...(12/9) vs. CLE: Dropped Tim Couch in third quarter...(1/6/02) at CAR: Recorded a Richard Huntley fumble in third quarter...Postseason: (1/19/02) vs. OAK: Credited with five tackles in AFC Divisional Playoff game...(1/27/02) at PIT: Made first career postseason start, at DT, and recorded three tackles in AFC Championship...Super Bowl XXXVI (2/3) vs. STL: Recorded three tackles, including first career postseason sack when he brought down Kurt Warner in the third quarter.

## CAREER SACKS BY QB

Drew Bledsoe	4.0
Chad Pennington	3.5
Kyle Orton	3.0
Philip Rivers	2.5
Ben Roethlisberger	2.5
Marc Bulger	2.0
Jay Cutler	2.0
Brett Favre	2.0
Jay Fiedler	2.0
Matt Hasselbeck	2.0
J.P. Losman	2.0
Donovan McNabb	2.0
Matt Schaub	2.0
Brooks Bollinger	1.5
Derek Anderson	1.0
Tony Banks	1.0
Kyle Boller	1.0
Duminy Carter	1.0
Chris Chandler	1.0
Kerry Collins	1.0
Tim Couch	1.0
Trent Edwards	1.0
A.J. Feeley	1.0
Rich Gannon	1.0
David Garrard	1.0
Trent Green	1.0
Rex Grossman	1.0
Caleb Hanie	1.0
Byron Lettwich	1.0
Cleo Lemon	1.0
Steve McNair	1.0
Mark Sanchez	1.0
Kordell Stewart	1.0
Vinny Testaverde	1.0
Daunte Culpepper	0.5
Kelly Holcomb	0.5
Kurt Warner	0.5
Totals (37 QB)	54.5

Postseason sacks (2): Kurt Warner, Donovan McNabb

**COLLEGE:** In four years at Georgia, played 41 games with 25 starts...Finished his career with 223 stops (106 solo), 9½ sacks, 25½ tackles for loss and 35 pressures...A two-time first-team All-SEC pick (1999-00), led his team in tackles for loss each of his final two seasons, with 10 and 10½, respectively...A first-team All-America selection (AFCA, Walter Camp) as a senior, started 10 games at defensive tackle, recording 78 tackles (35 solo) and 1½ sacks...As a junior first-team All-SEC selection, started all 11 games at defensive tackle and led the team with 74 tackles (38 solo); also had four sacks and an intercepted...As a sophomore, appeared in every game with four starts...Despite starting only four games, finished fourth on the team with 69 tackles (32 solo)...Added four sacks and five tackles for loss, and forced and recovered a fumble...Appeared in nine games during his freshman year at defensive tackle...Recorded two tackles...Housing and consumer economics major.

**PERSONAL:** A first-team all-region and all-area selection as a two-way lineman at Lower Richland (S.C.) High School, led the team with 83 tackles and eight sacks as a senior...Named team captain...Also lettered in basketball and track...Married with four children.

## RICHARD SEYMOUR'S NFL STATISTICS

Year	Team	GP	GS	TACKLES					INTERCEPTIONS					FUMBLES		
				Tot	Solo	Asst	Sk	Yds	No	Yds	Lg	TD	PD	FF	FR	Yds
2001	New England	13	10	44	25	19	3.0	18.0	0	0	0	0	1	0	1	0
2002	New England	16	16	56	33	23	5.5	42.0	1	6	6	0	3	0	1	0
2003	New England	15	14	80	45	35	8.0	57.0	0	0	0	0	10	1	0	0
2004	New England	15	15	67	37	30	5.0	30.0	0	0	0	0	1	1	1	68
2005	New England	12	12	69	41	28	4.0	33.0	0	0	0	0	4	1	1	0
2006	New England	16	15	51	25	26	4.0	18.0	1	0	0	0	8	0	1	0
2007	New England	9	8	30	16	14	1.5	14.5	0	0	0	0	1	0	0	0
2008	New England	15	15	63	34	29	8.0	50.0	0	0	0	0	1	0	1	0
2009	Oakland	16	16	47	30	17	4.0	20.0	0	0	0	0	3	1	0	0
2010	Oakland	13	13	48	36	12	5.5	36.0	0	0	0	0	2	0	1	13
2011	Oakland	16	15	29	23	6	6.0	24.0	0	0	0	0	3	0	0	0
NFL totals (11 years)		156	149	584	345	239	54.5	342.5	2	6	6	0	37	4	7	81

### PLAYOFFS

Year	Team	GP	GS	TACKLES					INTERCEPTIONS					FUMBLES		
				Tot	Solo	Asst	Sk	Yds	No	Yds	Lg	TD	PD	FF	FR	Yds
2001	New England	3	2	11	7	4	1.0	7.0	0	0	0	0	2	0	0	0
2003	New England	3	3	12	9	3	0.0	0.0	0	0	0	0	2	0	1	0
2004	New England	1	0	2	2	0	1.0	6.0	0	0	0	0	2	0	0	0
2005	New England	2	2	16	10	6	1.5	7.0	0	0	0	0	0	0	1	0
2006	New England	3	3	8	6	2	1.0	8.0	0	0	0	0	0	0	0	0
2007	New England	3	3	17	7	10	0.0	0.0	0	0	0	0	0	0	0	0
Postseason		15	13	66	41	25	4.5	28.0	0	0	0	0	6	0	2	0

ADDITIONAL STATISTICS: Blocked FG attempts (10, including playoffs) — vs. NO, 11/25/01 (John Carney, 43); vs. Min., 11/24/02 (Gary Anderson, 43); at Oak., 11/17/02 (Sebastian Janikowski, 43); at SD, 9/28/02 (Steve Christie, 50); vs. Ten., 1/10/04 in '03 playoffs (Gary Anderson, 31); at Mia., 10/19/03 (Oindo Mare, 35); vs. Chi., 11/26/06 (Robbie Gould, 45); at Ind., 11/4/07 (Adam Vinatieri, 80); at KC, 12/24/11 (two, both Ryan Succop kicks from 49 yards). Career interceptions — Drew Bledsoe, David Carr.

## SINGLE-GAME HIGHS AND CAREER MILESTONES:

TACKLES: Total — 16, at Pit., 10/31/04. Solo — 8, at Pit., 10/31/04. INTERCEPTIONS: 1, twice; last vs. Hou., 12/17/06. PASSES DEFENSED: 4, at Hou., 11/23/03. SACKS: 2, seven times; last at Hou., 10/9/11.

NFL debut: vs. NYJ, 9/23/01, with Patriots. First NFL start: vs. NYJ, 9/23/01, with Patriots. First NFL interception: vs. Buf., 12/8/02 (D. Bledsoe), with Patriots. First NFL sack: at Atl., 11/4/01 (C. Chandler). Last interception: vs. Hou., 12/17/06 (D. Carr), with Patriots. Touchdowns (1): at Buf., 10/3/04, 68-yard fumble return, with Patriots.





## 2001, NEW ENGLAND

Date	Opp	GP	GS	Tot	So	As	Sk	Yd	Int	Yd	Lg	Td	PD	FF	FR
09/09	at Cin-L	(inactive)													
09/23	NYJ-L	1	1	4	3	1	0.0	0.0	0	0	0	0	0	0	0
09/30	Ind-W	1	0	2	2	0	0.0	0.0	0	0	0	0	0	0	0
10/07	at Mia-L	1	0	7	4	3	0.0	0.0	0	0	0	0	0	0	0
10/14	SD-W	1	0	2	1	1	0.0	0.0	0	0	0	0	0	0	0
10/21	at Ind-W	(inactive)													
10/28	at Den-L	(inactive)													
11/04	at Atl-W	1	1	1	1	0	1.0	6.0	0	0	0	0	0	0	0
11/11	Buf-W	1	1	7	5	2	0.0	0.0	0	0	0	0	0	0	0
11/18	StL-L	1	1	2	1	1	0.0	0.0	0	0	0	0	0	0	0
11/25	NO-W	1	1	3	1	2	0.0	0.0	0	0	0	0	0	0	0
12/02	at NYJ-W	1	1	3	2	1	1.0	6.0	0	0	0	0	0	0	0
12/09	Cle-W	1	1	5	1	4	1.0	6.0	0	0	0	0	1	0	0
12/16	at Buf-W	1	1	2	1	1	0.0	0.0	0	0	0	0	0	0	0
12/22	Mia-W	1	1	4	1	3	0.0	0.0	0	0	0	0	0	0	0
01/06	at Car-W	1	1	2	2	0	0.0	0.0	0	0	0	0	0	0	1
01 TOTALS		13	10	44	25	19	3.0	18.0	0	0	0	0	1	0	1
01/19	Oak-W <sup>1</sup>	1	0	5	2	3	0.0	0.0	0	0	0	0	1	0	0
01/27	at Pit-W <sup>2</sup>	1	1	3	3	0	0.0	0.0	0	0	0	0	0	0	0
02/03	vs. StL-W <sup>3</sup>	1	1	3	2	1	1.0	7.0	0	0	0	0	1	0	0

<sup>1</sup>AFC Divisional playoff; <sup>2</sup>AFC Championship; <sup>3</sup>Super Bowl XXXV, New Orleans

## 2002, NEW ENGLAND

Date	Opp	GP	GS	Tot	So	As	Sk	Yd	Int	Yd	Lg	Td	PD	FF	FR
09/09	Pit-W	1	1	6	2	4	1.0	10.0	0	0	0	0	0	0	0
09/15	at NYJ-W	1	1	1	1	0	0.0	0.0	0	0	0	0	0	0	0
09/22	KC-W	1	1	5	2	3	1.0	4.0	0	0	0	0	0	0	0
09/29	at SD-L	1	1	6	5	1	0.0	0.0	0	0	0	0	0	0	0
10/06	at Mia-L	1	1	2	1	1	0.0	0.0	0	0	0	0	1	0	0
10/13	GB-L	1	1	2	1	1	0.0	0.0	0	0	0	0	0	0	0
10/27	Den-L	1	1	4	3	1	0.0	0.0	0	0	0	0	0	0	0
11/03	at Buf-W	1	1	2	2	0	1.0	8.0	0	0	0	0	0	0	0
11/10	at Chi-W	1	1	0	0	0	0.0	0.0	0	0	0	0	0	0	0
11/17	at Oak-L	1	1	5	2	3	1.0	8.0	0	0	0	0	0	0	0
11/24	Minn-W	1	1	6	2	4	0.5	2.0	0	0	0	0	0	0	1
11/28	at Det-W	1	1	0	0	0	0.0	0.0	0	0	0	0	0	0	0
12/08	Buf-W	1	1	4	3	1	1.0	10.0	1	6	6	0	1	0	0
12/16	at Ten-L	1	1	4	4	0	0.0	0.0	0	0	0	0	0	0	0
12/22	NYJ-L	1	1	3	0	3	0.0	0.0	0	0	0	0	1	0	0
12/29	Mia-W	1	1	6	5	1	0.0	0.0	0	0	0	0	0	0	0
02 TOTALS		16	16	56	33	23	5.5	42.0	1	6	6	0	3	0	1

## 2003, NEW ENGLAND

Date	Opp	GP	GS	Tot	So	As	Sk	Yd	Int	Yd	Lg	Td	PD	FF	FR
09/07	at Buf-L	1	1	7	3	4	1.0	7.0	0	0	0	0	0	0	0
09/14	at Pit-W	1	1	2	2	0	0.0	0.0	0	0	0	0	1	0	0
09/21	NYJ-W	1	1	5	3	2	0.0	0.0	0	0	0	0	0	0	0
09/28	at Was-L	1	1	8	4	4	0.0	0.0	0	0	0	0	0	0	0
10/05	Ten-W	1	1	6	4	2	1.0	7.0	0	0	0	0	0	0	0
10/12	NYG-W	1	1	4	3	1	1.0	5.0	0	0	0	0	2	0	0
10/19	at Mia-W	1	1	7	4	3	0.0	0.0	0	0	0	0	1	0	0
10/26	Cle-W	1	1	4	3	1	0.5	4.5	0	0	0	0	0	0	0
11/03	at Den-W	(inactive)													
11/16	Dal-W	1	1	6	5	1	1.0	3.0	0	0	0	0	0	0	0
11/23	at Hou-W	1	1	6	3	3	1.0	8.0	0	0	0	0	4	0	0
11/30	at Ind-W	1	1	8	2	6	0.0	0.0	0	0	0	0	1	0	0
12/07	Mia-W	1	1	4	2	2	1.0	13.0	0	0	0	0	0	0	0
12/14	Jac-W	1	0	7	5	2	1.0	6.0	0	0	0	0	0	1	0
12/20	at NYJ-W	1	1	4	2	2	0.5	3.5	0	0	0	0	1	0	0
12/27	Buf-W	1	1	2	0	2	0.0	0.0	0	0	0	0	0	0	0
03 TOTALS		15	14	80	45	35	8.0	57.0	0	0	0	0	10	1	0
01/10	Ten-W <sup>1</sup>	1	1	7	5	2	0.0	0.0	0	0	0	0	0	0	0
01/18	Ind-W <sup>2</sup>	1	1	3	2	1	0.0	0.0	0	0	0	0	1	0	0
02/01	vs. Car-W <sup>3</sup>	1	1	2	2	0	0.0	0.0	0	0	0	0	0	1	0

<sup>1</sup>AFC Divisional playoff; <sup>2</sup>AFC Championship; <sup>3</sup>Super Bowl XXXII, Houston

## 2004, NEW ENGLAND

Date	Opp	GP	GS	Tot	So	As	Sk	Yd	Int	Yd	Lg	Td	PD	FF	FR
09/09	Ind-W	1	1	6	2	4	0.0	0.0	0	0	0	0	0	0	0
09/19	at Ari-W	1	1	1	1	0	0.0	0.0	0	0	0	0	0	0	0
10/03	at Buf-W	1	1	5	2	3	1.0	8.0	0	0	0	0	0	0	1
10/10	Mia-W	1	1	1	1	0	1.0	7.0	0	0	0	0	0	0	0
10/17	Sea-W	1	1	6	4	2	0.0	0.0	0	0	0	0	1	0	0
10/24	NYJ-W	1	1	3	3	0	0.0	0.0	0	0	0	0	0	0	0
10/31	at Pit-L	1	1	16	8	8	0.0	0.0	0	0	0	0	0	0	0
11/07	at StL-W	1	1	4	3	1	1.0	9.0	0	0	0	0	0	0	0
11/14	Buf-W	1	1	0	0	0	0.0	0.0	0	0	0	0	0	0	0
11/22	at KC-W	1	1	6	3	3	0.0	0.0	0	0	0	0	0	0	0
11/28	Bal-W	1	1	3	3	0	1.0	6.0	0	0	0	0	0	0	0
12/05	at Cle-W	1	1	6	4	2	0.0	0.0	0	0	0	0	0	1	0
12/12	Cin-W	1	1	4	1	3	0.0	0.0	0	0	0	0	0	0	0
12/20	at Mia-L	1	1	3	3	0	1.0	0.0	0	0	0	0	0	0	0
12/26	at NYJ-W	1	1	3	0	3	0.0	0.0	0	0	0	0	0	0	0
01/02	SF-W	(inactive)													
04 TOTALS		15	15	67	37	30	5.0	30.0	0	0	0	0	1	1	1
01/16	Ind-W <sup>1</sup>	(inactive)													
01/23	at Pit-W <sup>2</sup>	(inactive)													
02/06	vs. Phi-W <sup>3</sup>	1	0	2	2	0	1.0	6.0	0	0	0	0	0	2	0

<sup>1</sup>AFC Divisional playoff; <sup>2</sup>AFC Championship; <sup>3</sup>Super Bowl XXXIX, Jacksonville

## 2005, NEW ENGLAND

Date	Opp	GP	GS	Tot	So	As	Sk	Yd	Int	Yd	Lg	Td	PD	FF	FR
09/08	Oak-W	1	1	8	5	3	0.0	0.0	0	0	0	0	1	0	0
09/18	at Car-L	1	1	14	4	10	0.0	0.0	0	0	0	0	0	0	0
09/25	at Pit-W	1	1	9	7	2	2.0	17.0	0	0	0	0	1	0	0
10/02	SD-L	1	1	5	3	2	0.0	0.0	0	0	0	0	0	0	0
10/09	at Atl-W	(inactive)													
10/16	at Den-L	(inactive)													
10/30	Buf-W	(inactive)													
11/07	Ind-L	(inactive)													
11/13	at Mia-W	1	1	3	2	1	0.0	0.0	0	0	0	0	1	0	0
11/20	NO-L	1	1	3	2	1	0.0	0.0	0	0	0	0	0	0	0
11/27	at KC-L	1	1	8	5	3	0.0	0.0	0	0	0	0	0	1	0
12/04	NYJ-W	1	1	1	1	0	1.0	0.0	0	0	0	0	1	0	0
12/11	at Buf-W	1	1	4	2	2	1.0	7.0	0	0	0	0	0	0	0
12/17	TB-W	1	1	6	3	3	0.0	0.0	0	0	0	0	0	0	0
12/26	at NYJ-W	1	1	6	6	0	1.0	9.0	0	0	0	0	0	0	1
01/01	Mia-L	1	1	2	2	0	0.0	0.0	0	0	0	0	0	0	0
05 TOTALS		12	12	69	41	28	4.0	33.0	0	0	0	0	4	1	1
01/07	Jac-W <sup>1</sup>	1	1	4	3	1	0.5	3.5	0	0	0	0	0	0	0
01/14	at Den-L <sup>2</sup>	1	1	12	7	5	1.0	3.5	0	0	0	0	0	0	0

<sup>1</sup>AFC Wild Card playoff; <sup>2</sup>AFC Divisional playoff

## 2006, NEW ENGLAND

Date	Opp	GP	GS	Tot	So	As	Sk	Yd	Int	Yd	Lg	TD	PD	FF	FR
09/10	Buf-W	1	1	5	4	1	1.0	6.0	0	0	0	0	0	0	0
09/17	at NYJ-W	1	1	6	3	3	1.5	6.0	0	0	0	0	1	0	0
09/24	Den-L	1	1	7	2	5	0.0	0.0	0	0	0	0	0	0	0
10/01	at Cin-W	1	1	3	1	2	0.0	0.0	0	0	0	0	1	0	0
10/08	Mia-W	1	1	1	0	1	0.0	0.0	0	0	0	0	0	0	0
10/22	at Buf-W	1	1	2	1	1	0.0	0.0	0	0	0	0	0	0	0
10/30	at Min-W	1	0	1	0	0	0.5	1.0	0	0	0	0	1	0	0
11/05	Ind-L	1	1	3	1	2	0.0	0.0	0	0	0	0	0	0	0
11/12	NYJ-L	1	0	0	0	0	0.0	0.0	0	0	0	0	0	0	0
11/19	at GB-W	1	1	5	3	2	0.0	0.0	0	0	0	0	0	0	0
11/26	Chi-W	1	1	4	1	3	1.0	5.0	0	0	0	0	1	1	1
12/03	Det-W	1	1	2	2	0	0.0	0.0	0	0	0	0	1	0	0
12/10	at Mia-L	1	1	5	3	2	0.0	0.0	0	0	0	0	0	0	0
12/17	Hot-W	1	1	0	0	0	0.0	0.0	1	0	0	0	2	0	0
12/24	at Jac-W	1	1	4	2	2	0.0	0.0	0	0	0	0	0	0	0
12/31	at Ten-W	1	1	3	1	2	0.0	0.0	0	0	0	0	0	0	0
66 TOTALS		16	15	51	25	26	4.0	18.0	1	0	0	0	8	0	1
01/07	NYJ-W	1	1	4	4	0	1.0	8.0	0	0	0	0	0	0	0
01/14	at SD-W	1	1	1	1	0	1.0	0.0	0	0	0	0	0	0	0
01/21	at Ind-L	1	1	3	1	2	0.0	0.0	0	0	0	0	0	0	0

# RICHARD SEYMOUR

## 2007, NEW ENGLAND

Date	Opp	GP	GS	Tot	So	As	Sk	Yd	Int	Yd	Lg	TD	PD	FF	FR
(activated from reserve/PUP 10/24)															
10/28	Was-W	1	0	2	0	2	0.0	0.0	0	0	0	0	0	0	0
11/04	at Ind-W	1	1	6	5	1	0.0	0.0	0	0	0	0	0	0	0
11/18	at Buf-W	1	1	0	0	0	0.0	0.0	0	0	0	0	0	0	0
11/25	Phi-W	1	1	3	1	2	0.0	0.0	0	0	0	0	0	0	0
12/03	at Bal-W	1	1	5	4	1	0.0	0.0	0	0	0	0	0	0	0
12/09	Pit-W	1	1	4	1	3	0.0	0.0	0	0	0	0	0	0	0
12/16	NYJ-W	1	1	2	2	0	0.5	6.5	0	0	0	0	1	0	0
12/23	Mia-W	1	1	4	1	3	1.0	8.0	0	0	0	0	0	0	0
12/29	at NYG-W	1	1	4	2	2	0.0	0.0	0	0	0	0	0	0	0
07 TOTALS		9	8	30	16	14	1.5	14.5	0	0	0	0	1	0	0
01/12	Jac-W <sup>1</sup>	1	1	9	4	5	0.0	0.0	0	0	0	0	0	0	0
01/20	SD-W <sup>2</sup>	1	1	1	0	1	0.0	0.0	0	0	0	0	0	0	0
02/03	vs. NYG-L <sup>3</sup>	1	1	7	3	4	0.0	0.0	0	0	0	0	0	0	0

<sup>1</sup>AFC Divisional playoff; <sup>2</sup>AFC Championship; <sup>3</sup>Super Bowl XLII, Glendale

## 2010, OAKLAND

Date	Opp	GP	GS	Tot	So	As	Sk	Yd	Int	Yd	Lg	TD	PD	FF	FR
09/12	at Ten-L	1	1	5	4	1	0.0	0.0	0	0	0	0	0	0	1
09/19	StL-W	(inactive)													
09/26	at Ari-L	1	1	6	4	2	1.0	7.0	0	0	0	0	0	0	0
10/03	Hou-L	1	1	6	3	3	0.0	0.0	0	0	0	0	0	0	0
10/10	SD-W	1	1	5	3	2	0.5	4.0	0	0	0	0	1	0	0
10/17	at SF-L	1	1	1	0	1	0.0	0.0	0	0	0	0	1	0	0
10/24	at Den-W	1	1	4	3	1	1.0	10.0	0	0	0	0	0	0	0
10/31	Sea-W	1	1	4	3	1	2.0	15.0	0	0	0	0	0	0	0
11/07	KC-W	1	1	8	7	1	0.0	0.0	0	0	0	0	0	0	0
11/21	at Pit-L	1	1	2	2	0	0.0	0.0	0	0	0	0	0	0	0
11/28	Mia-L	1	1	3	3	0	0.0	0.0	0	0	0	0	0	0	0
12/05	at SD-W	1	1	0	0	0	0.0	0.0	0	0	0	0	0	0	0
12/12	at KC-L	1	1	2	2	0	1.0	0.0	0	0	0	0	0	0	0
12/19	Den-W	1	1	2	2	0	0.0	0.0	0	0	0	0	0	0	0
12/26	Ind-L	(inactive)													
01/02	at KC-W	(inactive)													
10 TOTALS		13	13	48	36	12	5.5	36.0	0	0	0	0	2	0	1

## 2011, OAKLAND

Date	Opp	GP	GS	Tot	So	As	Sk	Yd	Int	Yd	Lg	TD	PD	FF	FR
09/12	at Den-W	1	1	3	3	0	2.0	9.0	0	0	0	0	0	0	0
09/19	at Buf-L	1	1	3	2	1	0.0	0.0	0	0	0	0	0	0	0
09/25	NYJ-W	1	1	4	3	1	1.0	2.0	0	0	0	0	0	0	0
10/02	NE-L	1	1	3	3	0	0.0	0.0	0	0	0	0	0	0	0
10/09	at Hou-W	1	1	5	4	1	2.0	13.0	0	0	0	0	2	0	0
10/16	Cle-W	1	1	1	1	0	0.0	0.0	0	0	0	0	0	0	0
10/23	KC-L	1	1	1	1	0	0.0	0.0	0	0	0	0	0	0	0
11/06	Den-L	1	1	4	1	3	0.0	0.0	0	0	0	0	0	0	0
11/10	at SD-W	1	1	0	0	0	0.0	0.0	0	0	0	0	0	0	0
11/20	at Min-W	1	1	0	0	0	0.0	0.0	0	0	0	0	0	0	0
11/27	Chi-W	1	1	1	1	0	1.0	0.0	0	0	0	0	0	0	0
12/04	at Mia	1	1	0	0	0	0.0	0.0	0	0	0	0	0	0	0
12/11	at GB-L	1	1	0	0	0	0.0	0.0	0	0	0	0	0	0	0
12/18	Det-L	1	1	2	2	0	0.0	0.0	0	0	0	0	1	0	0
12/24	at KC-W	1	1	0	0	0	0.0	0.0	0	0	0	0	0	0	0
01/01	SD-L	1	1	2	2	0	0.0	0.0	0	0	0	0	0	0	0
11 TOTALS		16	15	29	23	6	6.0	24.0	0	0	0	0	3	0	0

## 2008, NEW ENGLAND

Date	Opp	GP	GS	Tot	So	As	Sk	Yd	Int	Yd	Lg	TD	PD	FF	FR
09/07	KC-W	1	1	4	1	3	0.0	0.0	0	0	0	0	0	0	0
09/14	at NYJ-W	1	1	2	2	0	1.0	9.0	0	0	0	0	0	0	0
09/21	Mia-L	1	1	4	1	3	0.0	0.0	0	0	0	0	1	0	0
10/05	at SF-W	1	1	1	1	0	0.0	0.0	0	0	0	0	0	0	0
10/12	at SD-L	1	1	6	4	2	0.0	0.0	0	0	0	0	0	0	0
10/20	Den-W	1	1	4	3	1	2.0	13.0	0	0	0	0	0	0	0
10/26	StL-W	1	1	8	6	2	1.0	2.0	0	0	0	0	0	0	0
11/02	at Ind-L	1	1	3	1	2	0.0	0.0	0	0	0	0	0	0	0
11/09	Buf-W	1	1	4	1	3	1.0	6.0	0	0	0	0	0	0	0
11/13	NYJ-L	1	1	7	4	3	1.0	9.0	0	0	0	0	0	0	0
11/23	at Mia-W	1	1	6	5	1	1.0	4.0	0	0	0	0	0	0	0
11/30	Pit-L	1	1	4	1	3	0.5	3.5	0	0	0	0	0	0	0
12/07	at Sea-W	1	1	5	3	2	0.0	0.0	0	0	0	0	0	0	1
12/14	at Oak-W	1	1	2	2	0	2.0	0.0	0	0	0	0	0	0	0
12/21	Ari-W	1	1	3	1	2	0.5	3.5	0	0	0	0	0	0	0
12/28	at Buf-W	(inactive)													
08 TOTALS		15	15	63	34	29	8.0	50.0	0	0	0	0	1	0	1

## 2009, OAKLAND

Date	Opp	GP	GS	Tot	So	As	Sk	Yd	Int	Yd	Lg	TD	PD	FF	FR
09/14	SD-L	1	1	6	3	3	2.0	7.0	0	0	0	0	0	0	0
09/20	at KC-W	1	1	3	2	1	0.0	0.0	0	0	0	0	0	0	0
09/27	Den-L	1	1	3	3	0	0.0	0.0	0	0	0	0	0	0	0
10/04	Hou-L	1	1	5	2	3	0.0	0.0	0	0	0	0	0	0	0
10/11	at NYG-L	1	1	2	1	1	0.0	0.0	0	0	0	0	0	0	0
10/18	Phi-W	1	1	4	4	0	2.0	13.0	0	0	0	0	1	1	0
10/25	NYJ-L	1	1	2	2	0	0.0	0.0	0	0	0	0	0	0	0
11/01	at SD-L	1	1	3	0	3	0.0	0.0	0	0	0	0	0	0	0
11/15	KC-L	1	1	2	2	0	0.0	0.0	0	0	0	0	1	0	0
11/22	Cin-W	1	1	0	0	0	0.0	0.0	0	0	0	0	0	0	0
11/26	at Bal-L	1	1	3	2	1	0.0	0.0	0	0	0	0	0	0	0
12/06	at Pit-W	1	1	2	0	2	0.0	0.0	0	0	0	0	0	0	0
12/13	Was-L	1	1	2	1	1	0.0	0.0	0	0	0	0	0	0	0
12/20	at Den-W	1	1	1	1	0	0.0	0.0	0	0	0	0	0	0	0
12/27	at Cle-L	1	1	3	2	1	0.0	0.0	0	0	0	0	0	0	0
01/03	Bal-L	1	1	6	5	1	0.0	0.0	0	0	0	0	1	0	0
09 TOTALS		16	16	47	30	17	4.0	20.0	0	0	0	0	3	1	0

## RAIDERS VS. DEFENDING LEAGUE CHAMPION

### vs. Super Bowl champion (11-11)

11/28/71	Baltimore Colts	L, 37-14
09/23/73	Miami	W, 12-7
12/21/74	Miami*	W, 28-26
01/04/76	at Pittsburgh*	L, 16-10
09/12/76	Pittsburgh	W, 31-28
12/26/76	Pittsburgh*	W, 24-7
10/20/80	at Pittsburgh	W, 45-34
09/12/82	at San Francisco	W, 23-17
01/02/83	at Washington	L, 37-35
01/22/84	vs. Washington*	W, 38-9
02/22/85	San Francisco	L, 34-10
12/26/92	at Washington	W, 21-20

09/20/98	Denver	L, 34-17
11/22/98	at Denver	L, 40-14
10/10/99	Denver	L, 16-13
11/22/99	at Denver	L, 27-21 (ot)
11/17/02	New England	W, 27-20
09/08/05	at New England	L, 30-20
10/29/06	Pittsburgh	W, 28-13
12/16/07	Indianapolis	L, 21-14
12/06/09	at Pittsburgh	W, 27-24
12/11/11	at Green Bay	L, 46-16

\*-postseason game

### vs. AFL champion (2-4)

09/09/61	at Hou. Oilers	L, 55-0
12/17/61	Hou. Oilers	L, 47-16
11/11/62	Hou. Oilers	L, 28-20
12/09/62	at Hou. Oilers	L, 32-17
11/03/63	Kansas City	W, 10-7
11/08/63	at Kansas City	W, 22-7



77



DEFENSIVE END

HEIGHT: 6-5

WEIGHT: 285

NFL SEASON: 4

RAIDERS SEASON: 4

COLLEGE WISCONSIN

BORN: 9/23/86

ACQUIRED: D3-09

Selected by Oakland Raiders in third round (71st overall) of 2009 NFL Draft, April 26, 2009...Signed first contract, July 29, 2009...Placed on reserve/injured by Raiders (shoulder), Oct. 19, 2011.

**CAREER:** Talented defensive end, had third NFL season cut short due to injury...Posted 11 sacks in first two pro campaigns...Has played in 35 career games with 13 starts...Career totals include 92 tackles (75 solo), 12 sacks, two forced fumbles and one pass defended.

**2011:** Started first three games before sustaining season-ending shoulder injury...Inactive for three contests before being played on reserve/injured...Totalled seven tackles (six solo) and one sack...(9/12) at DEN: Registered a key fourth-quarter sack, dropping Kyle Orton in Raiders territory with Oakland leading 23-13 in eventual win...(9/25) vs. NY: Had one solo stop before suffering a shoulder injury.

**2010:** Played in all 16 games with eight starts at defensive end...Tied for second on the team with seven sacks...Added 56 tackles (43 solo), one pass defended and two forced fumbles...(9/12) at TEN: Dropped Vince Young in the third quarter...(9/26) at ARI: Posted a third-quarter sack of Derek Anderson...(10/10) vs. SD: At the Oakland 19-yard line, forced a first-quarter fumble recovered by teammate Lamarr Houston on a Philip Rivers sack, in eventual 35-27 win...(10/17) at SF: Sacked Alex Smith in second quarter...(10/31) vs. SEA: Floored Matt Hasselbeck on third down, forcing Seahawks to settle for a FG...(11/28) vs. MIA: Forced a Ronnie Brown fumble late in first quarter...(12/12) at JAC: Paired with Kamerion Wimbley on a David Garrard sack, making Jaguars punt in first quarter...(12/19) vs. DEN: Set career highs with eight tackles (four solo) and 1½ sacks, both Tim Tebow takedowns...Shared initial sack with Tommy Kelly in first quarter, then corralled QB on final Denver snap to seal 39-23 win.

**2009:** Saw action in all 16 games with two starts...Named to the Pro Football Weekly/PFWA All-Rookie Team...Tied for third on the team with four sacks ...

Totalled 29 stops (26 solo), with 10 tackles for loss, and one fumble recovery...(9/14) vs. SD: Made NFL debut, seeing time at defensive end and on special teams...(10/4) at HOU: Covered a Steve Slaton fumble to set up a game-tying field goal in first quarter...(11/1) at SD: Tackled LaDainian Tomlinson for a 5-yard loss on a second-quarter carry, then sacked Philip Rivers at the Oakland 9-yard line, making Chargers settle for fourth-quarter FG with under five minutes left to keep Raiders within one score...(11/15) vs. KC: Made first career start, at defensive end, and sacked Matt Cassel in final period...(12/13) vs. WAS: His third-quarter sack of Jason Campbell helped force a punt with Raiders down by four points...(12/20) at DEN: Sacked Kyle Orton in first quarter, then dropped LaMont Jordan for a 1-yard loss on his fourth-quarter carry in 20-19 Oakland win...(12/27) at CLE: Recorded two stops for loss.

### AT A GLANCE

- Last name is pronounced SHAW-nuh-see.
- Posted 11 sacks over first two NFL seasons, before shoulder injury limited him to three games in 2011.
- An All-Rookie Team selection in 2009.
- A four-year starter and four-time All-Big Ten selection at Wisconsin, played his senior year with a fractured leg; also overcame a torn ACL at end of freshman season to start final 39 games in succession. Badgers were 40-11 in his career.

**COLLEGE:** Played in 50 games with 46 starts at Wisconsin...After starting the Badgers' 2005 opener as a true freshman, overcame an ACL injury to start the final 39 games, helping his class compile a 40-11 record, with four straight bowl berths...Recorded 174 stops (109 solo) with 18½ sacks, 22 QB pressures and 41½ tackles for loss, sixth on school's all-time list...All-Big Ten honorable

mention as a senior, when he earned team's Jay Seiler Coaches Appreciation Award...Despite suffering a right fibula fracture in spring camp, went on to start all 13 games at defensive end...Recorded 40 tackles (29 solo) with four sacks and eight stops for loss...Also broke up a pass and posted three pressures, one that forced an interception...As a junior second-team all-conference player, voted team's Defensive MVP...Started all 13 games at defensive end...Ranked fourth in conference and 19th nationally with 18.0 tackles for loss, among a career-high 60 total stops (41 solo) with five sacks, three passes defended and four pressures...Second-team all-conference as a sophomore, started all 13 games at defensive end...Totalled 35 tackles (19



# MATT SHAUGHNESSY

solo), four sacks, eight stops for loss and three pressures... Also caused and recovered a fumble...Honorable-mention all-conference in 2005, when he started season-opener as a true freshman, earned first-team Freshman All-America honors from The Sporting News and ESPN.com...Appeared in 11 games, starting seven at right defensive end, until ACL injury ended his season in early November...Finished with 39 tackles (20 solo), 2½ sacks, five pressures, 7½ stops for loss and a pair of passes defended...Sociology major.

**PERSONAL:** Attended Norwich (Conn.) Free Academy...Named to the Connecticut High School Coaches Association and New Haven Register all-state teams in 2004...Earned all-conference and all-area accolades in each of his three final seasons, adding three more letters in basketball and two in track...Represented Raiders at the Madden-Marriucci Battle of the Bay in June 2012...Spent time volunteering for the Unity Fair Anti-Bullying Campaign with Encinal High School in Alameda, Calif., in June 2012.



## MATT SHAUGHNESSY'S NFL STATISTICS

Year	Team	GP	GS	TACKLES					Yds	INTERCEPTIONS					FUMBLES		
				Tot	Solo	Asst	Sk			No	Yds	Lg	TD	PD	FF	FR	Yds
2009	Oakland	16	2	29	26	3	4.0	18.0		0	0	0	0	0	2	1	0
2010	Oakland	16	8	56	43	13	7.0	38.0		0	0	0	0	1	2	0	0
2011	Oakland	3	3	7	6	1	1.0	9.0		0	0	0	0	0	0	0	0
NFL totals (three years)		35	13	92	75	17	12.0	65.0		0	0	0	0	1	2	1	0

ADDITIONAL STATISTICS: Career sacks - Kyle Orton (2), Philip Rivers (2), Tim Tebow (1½), Derek Anderson, Jason Campbell, Matt Cassel, Matt Hasselbeck, Alex Smith, Vince Young, David Garrard (½).

## 2009, OAKLAND

Date	Opp	GP	GS	Tot	So	As	Sk	Yd	Int	Yd	Lg	TD	PD	FF	FR
09/14	SD-L	1	0	0	0	0.0	0.0	0	0	0	0	0	0	0	0
09/20	at KC-W	1	0	0	0	0.0	0.0	0	0	0	0	0	0	0	0
09/27	Den-L	1	0	0	0	0.0	0.0	0	0	0	0	0	0	0	0
10/04	at Hou-L	1	0	0	0	0.0	0.0	0	0	0	0	0	0	0	1
10/11	at NYG-L	1	0	1	1	0.0	0.0	0	0	0	0	0	0	0	0
10/18	Pit-W	1	0	1	1	0.0	0.0	0	0	0	0	0	0	0	0
10/25	NYJ-L	1	0	3	3	0.0	0.0	0	0	0	0	0	0	0	0
11/01	at KC-L	1	0	5	5	0.0	1.0	3.0	0	0	0	0	0	0	0
11/15	KC-L	1	1	4	4	0.0	1.0	2.0	0	0	0	0	0	0	0
11/22	Cin-W	1	0	0	0	0.0	0.0	0	0	0	0	0	0	0	0
11/28	at Dal-L	1	0	2	2	0.0	0.0	0	0	0	0	0	0	0	0
12/06	Pit-W	1	1	1	0	1.0	0.0	0	0	0	0	0	0	0	0
12/13	Was-L	1	0	2	2	1.0	8.0	0	0	0	0	0	0	0	0
12/20	at Den-W	1	0	4	3	1.0	5.0	0	0	0	0	0	0	0	0
12/27	at Cle-L	1	0	3	3	0.0	0.0	0	0	0	0	0	0	0	0
01/03	Bal-L	1	0	3	2	1.0	0.0	0	0	0	0	0	0	0	0
09 TOTALS		16	2	29	26	3	4.0	18.0	0	0	0	0	0	0	1

## 2010, OAKLAND

Date	Opp	GP	GS	Tot	So	As	Sk	Yd	Int	Yd	Lg	TD	PD	FF	FR
09/12	at Ten-L	1	0	3	3	0	1.0	4.0	0	0	0	0	0	0	0
09/19	Stl-W	1	0	0	0	0.0	0.0	0	0	0	0	0	0	0	0
09/26	at Ari-L	1	0	3	3	0	1.0	7.0	0	0	0	0	0	0	0
10/03	Hou-L	1	0	3	2	1	0.0	0	0	0	0	0	0	0	0
10/10	SD-W	1	1	6	3	3	1.0	5.0	0	0	0	0	0	0	1
10/17	at SF-L	1	1	4	4	0	1.0	2.0	0	0	0	0	0	0	0
10/24	at Den-W	1	0	2	2	0	0.0	0	0	0	0	0	0	0	0
10/31	Seas-W	1	0	4	3	1	1.0	7.0	0	0	0	0	0	0	0
11/07	KC-W	1	0	5	5	0	0.0	0	0	0	0	0	0	0	0
11/21	at Pit-L	1	0	6	3	3	0.0	0	0	0	0	0	0	0	0
11/28	Mia-L	1	1	3	3	0	0.0	0	0	0	0	0	0	1	0
12/05	at SD-W	1	1	0	0	0	0.0	0	0	0	0	0	0	0	0
12/12	at Jac-L	1	1	4	3	1	0.5	4.0	0	0	0	0	0	0	0
12/19	Den-W	1	1	8	4	4	1.5	9.0	0	0	0	0	0	0	0
12/26	Ind-L	1	1	2	2	0	0.0	0	0	0	0	0	0	0	0
01/02	at KC-W	1	1	3	3	0	0.0	0	0	0	0	0	1	0	0
10 TOTALS		16	8	56	43	13	7.0	38.0	0	0	0	0	1	2	0

## 2011, OAKLAND

Date	Opp	GP	GS	Tot	So	As	Sk	Yd	Int	Yd	Lg	TD	PD	FF	FR
09/12	at Den-W	1	1	2	2	0	1.0	9.0	0	0	0	0	0	0	0
09/18	at Buf-L	1	1	4	3	1	0.0	0.0	0	0	0	0	0	0	0
09/25	NYJ-W	1	1	1	1	0	0.0	0.0	0	0	0	0	0	0	0
10/02	NE-L	(inactive - shoulder)													
10/09	at Hou-W	(inactive - shoulder)													
10/16	Cle-W	(inactive - shoulder)													
10/23	KC-L	(placed on injured reserve - shoulder)													
11 TOTALS		3	3	7	6	1	1.0	9.0	0	0	0	0	0	0	0

## SINGLE-GAME HIGHS AND CAREER MILESTONES:

TACKLES: Total - 8, vs. Den., 12/19/10. Solo - 5, twice; last: vs. KC, 11/7/10. PASSES DEFENDED: 1, at KC, 1/2/11. SACKS: 1½, vs. Den., 12/19/10.

NFL debut: vs. SD, 9/14/09. First NFL start: vs. KC, 11/15/11. First NFL sack: at SD, 11/1/09 (P-Rivers).

## COLLEGES THAT HAVE PRODUCED THE MOST RAIDERS, 1960-2011

USC	48
Washington	26
Nebraska	21
UCLA	20
Michigan	19
Cal	18
Miami (Fla.)	18
Notre Dame	17
Stanford	15
Arizona State	15



36



**CORNERBACK**  
**HEIGHT: 6-0**  
**WEIGHT: 190**

**NFL SEASON: 9**  
**RAIDERS SEASON: 1**  
**COLLEGE: PITTSBURGH**  
**BORN: 2/22/82**  
**ACQUIRED: UFA-12 (SF)**

Selected by San Francisco 49ers in second round (58th overall) of 2004 NFL Draft, April 24, 2004... Signed first contract, July 30, 2004... Signed new contract, Sept. 2, 2006... Placed on reserve/injured by 49ers (knee), Oct. 16, 2008... Terminated by 49ers, March 15, 2012... Signed by Oakland Raiders as free agent, March 20, 2012.

**CAREER:** Veteran cornerback with extensive starting experience, joined Raiders after eight seasons with San Francisco... Has played in 98 NFL games with 72 starts... Career totals include 345 tackles (308 solo), 11 interceptions, 2½ sacks and 53 passes defended.

**2011:** Pulled a hamstring on the second day of training camp, then aggravated it two weeks later, eventually ending his 32-game starting streak... Saw action in nine games, posting seven tackles (six solo) with one pass defended... (9/25) at CIN: Broke up a pass... Inactive for both 49ers postseason games, the Divisional round vs. New Orleans and the NFC Championship loss to the Giants.

**2010:** Started all 16 games for second straight season... Recorded 42 tackles (38 solo) and three interceptions... Totaled nine passes defended... (9/26) at KC: Picked off Matt Cassel... (10/3) at ATL: Intercepted Matt Ryan in 49ers territory, giving him picks in consecutive games for first time of career... (10/31) at DEN: Sealed a 24-16 win by intercepting Kyle Orton on Denver's final play... (1/2/11) vs. ARI: Combined with Manny Lawson to sack John Skelton, forcing a punt on the game's first series.

**2009:** Started all 16 games for first time in career... Totaled 53 tackles (49 solo) and two interceptions... Ranked second on team with 10 passes defended... (9/27) at MIN: Intercepted Brett Favre's third-quarter pass in a tie game, setting up a go-ahead FG... (12/20) at PHI: Picked off Donovan McNabb in end zone late in first half.

**2008:** Played in just two games after knee injury cut short his season... Placed on injured reserve 10/16... (9/14) at SEA: Posted one tackle... Left game due to injury.

**2007:** Saw action in 11 games with one start... Served primarily as team's nickel back... Posted 29 tackles (26 solo), one interception and three passes defended... (9/10) vs. ARI: Preserving 20-17 season-opening win on Monday Night Football, beat Larry Fitzgerald to a Matt Leinart pass on game's final play, a victory-sealing interception with 15 seconds on clock... (11/4) at ATL: Made only start of season... (11/25) at ARI: Suffered a quad injury and was sidelined for remainder of season.

**2006:** Started 13 games... Registered 61 tackles (53 solo), two sacks, eight passes defended and one interception... (11/12) at DET: On first play of second half, with 49ers up 13-3, registered first career sack, forcing a fumble recovered by San Francisco in eventual

19-13 win... (12/14) at SEA: Returned to starting lineup after missing three games with ankle injury and intercepted Matt Hasselbeck to set up a late-game TD in 24-14 win... (12/31) at DEN: Sacked Jay Cutler in first quarter.

**2005:** Played 15 games with 14 starts... Established career highs with 83 tackles (74 solo), 15 passes defended and four interceptions... (9/18) at PHI: Broke up three

passes... (10/30) vs. TB: Returned a Chris Simms interception 24 yards to set up a third-quarter field goal in 15-10 win... (11/13) at CHI: Intercepted Kyle Orton in end zone, with Niners protecting 12-0 lead in third quarter... (11/27) at TEN: Established a career high with five passes defended, including a Steve McNair interception just before halftime, returned 61 yards for his first career touchdown, giving Niners a 14-9 advantage... (12/24) at STL: With team down by a touchdown on first play of fourth quarter, intercepted Jamie Martin in end zone, helping Niners climb back into game, an eventual 24-20 win.

### AT A GLANCE

- Enters first Raiders season after his initial eight NFL years in San Francisco, where he played in 98 games with 72 starts.
- Selected by the 49ers in the second round (58th overall) of the 2004 NFL Draft.
- As a sophomore at Pittsburgh, played in every game and led the Big East with 17 passes defended, also setting a school record.
- As a quarterback, guided his Pittsburgh high-school team to a 13-1 record.

# SHAWNTAE SPENCER

**2004:** Played in all 16 games with 12 starts as a rookie...Recorded 70 tackles (62 solo) and seven passes defended...(9/12) vs. ATL: Made NFL debut...(9/26) at SEA: Made first career start.

**COLLEGE:** Played in 48 career games at Pitt...Career totals included 203 tackles, four forced fumbles, four fumble recoveries, eight interceptions and a school-record 53 passes defended...Named "Chairman of the Board" by coaching staff for dedication and leadership as a junior and senior...In 2003, started every game at LCB, registering two interceptions, 10 passes defended, two forced fumbles and two fumble recoveries as a senior...Played every game as a junior, posting three interceptions, two fumble recoveries, one forced fumble and 10 passes defended...As a sophomore, played in ev-

ery game and led the Big East with 17 passes defended, a school record...A Freshman All-America selection after starting eight contests, recorded two interceptions and a team-high 15 passes defended...Majored in economics.

**PERSONAL:** Attended Woodland Hills High School in Pittsburgh, Pa. ...Helped team post a 22-4 mark over final two seasons, including 13-1 record as a senior... Played defensive back and quarterback as a senior... Rushed 43 times for 154 yards and four touchdowns... Completed 30-of-77 passes for 543 yards and five touchdowns...Recorded 56 tackles, three interceptions and one fumble recovery on defense...Also lettered twice in track...Finished second in WPIAL and sixth at state championship in the long jump as a junior.

## SHAWNTAE SPENCER'S NFL STATISTICS

Year	Team	GP	GS	TACKLES					Yds	INTERCEPTIONS					FUMBLES		
				Tot	Solo	Asst	Sk			No	Yds	Lg	TD	PD	FF	FR	Yds
2004	San Francisco	16	12	66	57	9	0.0	0.0	0.0	0	0	0	0	7	1	0	0
2005	San Francisco	15	14	76	69	7	0.0	0.0	0.0	4	85	61	1	19	0	0	0
2006	San Francisco	13	13	74	62	12	2.0	11.0	11.0	1	0	0	0	9	1	2	11
2007	San Francisco	11	1	31	27	4	0.0	0.0	0.0	1	0	0	0	3	0	0	0
2008	San Francisco	2	0	3	3	0	0.0	0.0	0.0	0	0	0	0	0	0	0	0
2009	San Francisco	16	16	62	53	9	0.0	0.0	0.0	2	2	2	0	10	0	0	0
2010	San Francisco	16	16	57	42	15	0.5	6.0	6.0	3	0	0	0	9	1	1	0
2011	San Francisco	9	0	7	6	1	0.0	0.0	0.0	0	0	0	0	1	0	0	0
NFL totals (eight years)		98	72	376	319	57	2.5	17.0	17.0	11	87	61	1	58	3	3	11

ADDITIONAL STATISTICS: Career interceptions -- Kyle Orton (2), Matt Cassel, Brett Favre, Matt Hasselbeck, Matt Leinart, Jamie Martin, Donovan McNabb, Steve McKeir, Matt Ryan, Chris Simms. Career sacks -- Jon Kina, Alex Smith, John Skelton (4). Special-teams tackles -- 2 in 2004, 1 in 2005, 4 in 2007, 2 in 2008; NFL totals: 9.

## SINGLE-GAME HIGHS AND CAREER MILESTONES:

TACKLES: Total -- 10, at Ari., 12/12/04. Solo -- 9, at Ari., 12/12/04. INTERCEPTIONS: 1, 11 times; last: at Den., 10/31/10. PASSES DEFENDED: 5, at Ten., 11/27/05. SACKS: 1, twice; last: at Den., 12/31/06.

NFL debut: vs. Atl., 9/12/04, with 49ers. First NFL start: at Sea., 9/26/04, with 49ers. First NFL interception: vs. TB (C.Simms), with 49ers. First NFL sack: at Det., 11/12/06 (J.Kina), with 49ers. Last interception: vs. Den., 10/31/10 (K.Orton), with 49ers. Last sack: at Den., 12/31/06 (J.Cutler), with 49ers. Touchdowns (1): at Ten., 11/27/05, 61-yard INT return (S.McKeir), with 49ers.

### RAIDERS' MOST EXPERIENCED NFL PLAYERS

Exp	Year	Player	Pos	With Raiders
26	1975	George Blanda	QB-K	1967-75
20	2004	Jerry Rice	WR	2001-04
19	1989	Wade Wilson	QB	1989-99
17	2003	Rod Woodson	DB	2003-03
	2004	Rich Cannon	QB	1999-04
16	1978	Willie Brown	CB	1967-78
	1986	Jim Plunkett	QB	1978-86
	1983	James Lofton	WR	1987-88, 93
	1994	Max Montoya	G	1989-94
	1995	Vince Evans	DB	1987-95
	1998	Albert Lewis	CB	1994-98
	2003	Tim Brown	WR	1988-03
	2003	Bill Romanowski	LB	2002-03
15	1975	Jim Otto	C	1960-74
	1981	Gene Upshaw	G	1967-81
	1982	Art Shell	T	1968-82
	1983	Ted Hendricks	LB	1975-83
	1986	Jeff Guset	P	1988-96

### SEASONS PLAYED, RAIDERS UNIFORM

16	Tim Brown (WR), Notre Dame	1988-03
15	Jim Otto (C), Miami	1960-74
	Gene Upshaw (G), Texas A&M	1967-81
	Art Shell (T), Maryland-Eastern Shore	1968-82
14	Fred Biletnikoff (WR), Florida State	1985-78
	Cliff Branch (WR), Colorado	1972-85
	Dave Dalby (C), UCLA	1972-85
	Ray Guy (P), Southern Miss.	1973-86
13	Pete Banaszak (RB), Miami	1966-78
	Sebastian Janikowski (K), Florida State	2000-12
	Henry Lawrence (T), Florida A&M	1974-86
	Shane Lechler (P), Texas A&M	2000-12
	Steve Wisniewski (G), Penn State	1989-2001





## 2004, SAN FRANCISCO

Date	Opp	GP	GS	Tot	So	As	Sk	Yd	Int	Yd	Lg	TD	PD	FF	FR
08/12	at Ari-L	1	0	4	3	1	0.0	0.0	0	0	0	0	0	0	0
09/19	at NO-L	1	0	2	2	0	0.0	0.0	0	0	0	0	0	0	0
09/26	at Sea-L	1	1	6	5	1	0.0	0.0	0	0	0	2	0	0	0
10/03	at St-L	1	0	1	1	0	0.0	0.0	0	0	0	0	0	0	0
10/10	at Ari-W	1	1	6	6	0	0.0	0.0	0	0	0	1	0	0	0
10/17	at NY-L	1	1	6	4	2	0.0	0.0	0	0	0	0	0	0	0
10/31	at Chi-L	1	1	3	3	0	0.0	0.0	0	0	0	0	0	0	0
11/07	at Sea-L	1	1	3	3	0	0.0	0.0	0	0	0	1	0	0	0
11/14	at Car-L	1	0	0	0	0	0.0	0.0	0	0	0	0	0	0	0
11/21	at TB-L	1	1	6	5	1	0.0	0.0	0	0	0	0	0	0	0
11/28	at Mia-L	1	1	3	3	0	0.0	0.0	0	0	0	0	0	0	0
12/05	at St-L	1	1	4	3	1	0.0	0.0	0	0	0	0	0	0	0
12/12	at Ari-W	1	1	10	9	1	0.0	0.0	0	0	0	0	0	0	0
12/18	at Was-L	1	1	2	2	0	0.0	0.0	0	0	0	0	0	0	0
12/26	at Buf-L	1	1	8	6	2	0.0	0.0	0	0	0	1	1	0	0
01/02	at NE-L	1	1	2	2	0	0.0	0.0	0	0	0	2	0	0	0
04 TOTALS		16	12	66	57	9	0.0	0.0	0	0	0	0	7	1	0

## 2005, SAN FRANCISCO

Date	Opp	GP	GS	Tot	So	As	Sk	Yd	Int	Yd	Lg	TD	PD	FF	FR
09/11	at St-W	1	1	3	2	1	0.0	0.0	0	0	0	2	0	0	0
09/18	at Phi-L	1	1	3	3	0	0.0	0.0	0	0	0	3	0	0	0
09/25	at Dal-L	1	1	5	5	0	0.0	0.0	0	0	0	0	0	0	0
10/02	at Ari-L	1	1	6	6	0	0.0	0.0	0	0	0	0	0	0	0
10/09	at Ind-L	1	1	7	6	1	0.0	0.0	0	0	0	0	0	0	0
10/23	at Was-L	1	1	8	7	1	0.0	0.0	0	0	0	0	0	0	0
10/30	at TB-W	1	1	4	3	1	0.0	0.0	1	24	24	0	1	0	0
11/06	at NYG-L	1	1	9	8	1	0.0	0.0	0	0	0	2	0	0	0
11/13	at Chi-L	1	1	2	2	0	0.0	0.0	1	0	0	1	0	0	0
11/20	at Sea-L	1	1	3	3	0	0.0	0.0	0	0	0	0	0	0	0
11/27	at Ten-L	1	1	4	4	0	0.0	0.0	1	61	61	1	5	0	0
12/04	at Ari-L	1	1	4	4	0	0.0	0.0	0	0	0	1	0	0	0
12/11	at Sea-L	1	1	8	8	0	0.0	0.0	0	0	0	2	0	0	0
12/18	at Jac-L (inactive - quad)														
12/24	at St-W	1	0	5	4	1	0.0	0.0	1	0	0	1	0	0	0
01/01	at Hou-W	1	1	5	4	1	0.0	0.0	0	0	0	1	0	0	0
05 TOTALS		15	14	76	69	7	0.0	0.0	4	85	61	1	19	0	0

## 2006, SAN FRANCISCO

Date	Opp	GP	GS	Tot	So	As	Sk	Yd	Int	Yd	Lg	TD	PD	FF	FR
09/10	at Ari-L	1	1	5	5	0	0.0	0.0	0	0	0	1	0	0	0
09/17	at St-W	1	1	4	4	0	0.0	0.0	0	0	0	1	0	0	0
09/24	at Phi-L	1	1	7	7	0	0.0	0.0	0	0	0	0	0	0	0
10/01	at KC-L	1	1	7	7	0	0.0	0.0	0	0	0	0	0	0	0
10/08	at Oak-W	1	1	5	4	1	0.0	0.0	0	0	0	0	0	0	0
10/15	at SD-L	1	1	7	7	0	0.0	0.0	0	0	0	1	0	0	0
10/29	at Chi-L	1	1	6	5	1	0.0	0.0	0	0	0	0	0	0	0
11/05	at Min-W	1	1	9	5	4	0.0	0.0	0	0	0	0	0	0	0
11/12	at Det-W	1	1	3	2	1	1.0	3.0	0	0	0	2	1	0	0
11/19	at Sea-W	1	1	5	4	1	0.0	0.0	0	0	0	1	0	0	0
11/26	at St-L (inactive - ankle)														
12/03	at NO-L (inactive - ankle)														
12/10	at GB-L (inactive - ankle)														
12/14	at Sea-W	1	1	8	6	2	0.0	0.0	1	0	0	2	0	0	0
12/24	at Ari-L	1	1	2	1	1	0.0	0.0	0	0	0	1	0	0	0
12/31	at Den-W	1	1	6	5	1	1.0	9.0	0	0	0	0	0	0	0
06 TOTALS		13	13	74	62	12	2.0	11.0	1	0	0	9	1	2	0

## 2007, SAN FRANCISCO

Date	Opp	GP	GS	Tot	So	As	Sk	Yd	Int	Yd	Lg	TD	PD	FF	FR
09/10	at Ari-W	1	0	3	3	0	0.0	0.0	0	0	0	1	0	0	0
09/16	at St-L	1	0	5	5	0	0.0	0.0	0	0	0	1	0	0	0
09/23	at Pit-L	1	0	2	2	0	0.0	0.0	0	0	0	1	0	0	0
09/30	at Sea-L	1	0	3	1	2	0.0	0.0	0	0	0	0	0	0	0
10/07	at Bal-L	1	0	2	1	1	0.0	0.0	0	0	0	0	0	0	0
10/14	at NYG-L	1	0	1	1	0	0.0	0.0	0	0	0	0	0	0	0
10/28	at NO-L	1	0	3	2	1	0.0	0.0	0	0	0	0	0	0	0
11/04	at Ari-L	1	1	4	4	0	0.0	0.0	0	0	0	0	0	0	0
11/12	at Sea-L	1	0	2	2	0	0.0	0.0	0	0	0	0	0	0	0
11/18	at St-L	1	0	4	4	0	0.0	0.0	0	0	0	0	0	0	0
11/25	at Ari-W	1	0	2	2	0	0.0	0.0	0	0	0	0	0	0	0
12/2	at Car-L (inactive - quad)														
12/9	at Min-L (inactive - quad)														
12/15	at Cin-W (inactive - quad)														
12/23	at TB-W (inactive - quad)														
12/30	at Cle-L (inactive - quad)														
07 TOTALS		11	1	31	27	4	0.0	0.0	1	0	0	3	0	0	0

## 2008, SAN FRANCISCO

Date	Opp	GP	GS	Tot	So	As	Sk	Yd	Int	Yd	Lg	TD	PD	FF	FR
09/07	at Ari-L	1	0	2	2	0	0.0	0.0	0	0	0	0	0	0	0
09/14	at Sea-W	1	0	1	1	0	0.0	0.0	0	0	0	0	0	0	0
09/21	at Det-W (inactive - knee)														
09/28	at NO-L (inactive - knee)														
10/05	at NE-L (inactive - knee)														
10/12	at Phi-L (inactive - knee)														
(placed on injured reserve - knee)															
08 TOTALS		2	0	3	3	0	0.0	0.0	0	0	0	0	0	0	0

## 2009, SAN FRANCISCO

Date	Opp	GP	GS	Tot	So	As	Sk	Yd	Int	Yd	Lg	TD	PD	FF	FR
09/13	at Ari-W	1	1	5	4	1	0.0	0.0	0	0	0	0	0	0	0
09/20	at Sea-W	1	1	3	2	1	0.0	0.0	0	0	0	0	0	0	0
09/27	at Min-L	1	1	3	3	0	0.0	0.0	1	2	2	0	1	0	0
10/04	at St-L	1	1	2	1	1	0.0	0.0	0	0	0	0	0	0	0
10/11	at Ari-L	1	1	2	2	0	0.0	0.0	0	0	0	2	0	0	0
10/25	at Hou-L	1	1	3	2	1	0.0	0.0	0	0	0	1	0	0	0
11/01	at Ind-L	1	1	8	8	0	0.0	0.0	0	0	0	1	0	0	0
11/08	at Ten-L	1	1	6	3	3	0.0	0.0	0	0	0	0	0	0	0
11/12	at Chi-L	1	1	3	3	0	0.0	0.0	0	0	0	1	0	0	0
11/22	at GB-L	1	1	9	8	1	0.0	0.0	0	0	0	1	0	0	0
11/29	at Jac-W	1	1	6	5	1	0.0	0.0	0	0	0	0	0	0	0
12/06	at Sea-L	1	1	1	1	0	0.0	0.0	0	0	0	0	0	0	0
12/14	at Ari-W	1	1	3	3	0	0.0	0.0	0	0	0	0	0	0	0
12/20	at Phi-L	1	1	4	4	0	0.0	0.0	1	0	0	1	0	0	0
12/27	at Det-W	1	1	4	4	0	0.0	0.0	0	0	0	2	0	0	0
01/03	at St-L	1	1	0	0	0	0.0	0.0	0	0	0	0	0	0	0
09 TOTALS		16	16	62	53	9	0.0	0.0	2	2	2	10	0	0	0

## 2010, SAN FRANCISCO

Date	Opp	GP	GS	Tot	So	As	Sk	Yd	Int	Yd	Lg	TD	PD	FF	FR
09/12	at Sea-L	1	1	3	2	1	0.0	0.0	0	0	0	0	0	0	0
09/20	NO-L	1	1	4	3	1	0.0	0.0	0	0	0	0	0	0	0
09/26	at KC-L	1	1	3	2	1	0.0	0.0	1	0	0	0	1	0	0
10/03	at Ari-L	1	1	0	0	0	0.0	0.0	1	0	0	0	1	0	0
10/10	Phi-L	1	1	4	4	0	0.0	0.0	0	0	0	0	0	0	0
10/17	Oak-W	1	1	2	2	0	0.0	0.0	0	0	0	0	1	0	0
10/24	at Car-L	1	1	2	1	1	0.0	0.0	0	0	0	0	0	1	1
10/31	Den-W	1	1	3	2	1	0.0	0.0	1	0	0	0	2	0	0
11/14	St-L	1	1	3	2	1	0.0	0.0	0	0	0	0	0	0	0
11/21	TB-L	1	1	5	3	2	0.0	0.0	0	0	0	0	1	0	0
11/29	at Ari-W	1	1	2	1	1	0.0	0.0	0	0	0	0	1	0	0
12/05	at GB-L	1	1	2	1	1	0.0	0.0	0	0	0	0	0	0	0
12/12	Sea-W	1	1	7	5	2	0.0	0.0	0	0	0	0	1	0	0
12/16	at SD-L	1	1	3	3	0	0.0	0.0	0	0	0	0	0	0	0
12/26	at St-L	1	1	0	0	2	0.0	0.0	0	0	0	0	0	0	0
01/02	Ari-W	1	1	6	5	1	0.5	6.0	0	0	0	0	1	0	0
10 TOTALS		16	16	57	42	15	0.5	6.0	3	0	0	0	9	1	0

## CURTIS TAYLOR

39

**SAFETY**  
**HEIGHT: 6-2**  
**WEIGHT: 212**

**NFL SEASON: 3**  
**RAIDERS SEASON: 1**  
**COLLEGE: LSU**  
**BORN: 7/13/85**  
**ACQUIRED: FA-12**

Selected by San Francisco 49ers in seventh round (219th overall) of 2009 NFL Draft, April 26, 2009...Signed first contract, May 18, 2009...Placed on reserve/injured by 49ers (knee), Dec. 1, 2009...Placed on reserve/injured by 49ers (quadriceps), Oct. 19, 2010...Waived by 49ers, Sept. 3, 2011...Signed by Oakland Raiders as reserve/future free agent, Jan. 6, 2012.

**CAREER:** Defensive back with NFL experience, enters first season with the Silver and Black...Played two seasons with the San Francisco 49ers, seeing action in 12 games and totaling seven tackles (six solo).

**2011:** In training camp with San Francisco...Released on 9/3.

**2010:** Played in five games with the 49ers...Credited with three solo tackles...Placed on injured reserve on 10/19 with a quadriceps injury.

**2009:** Played in seven games as a rookie, primarily on special teams...Posted four tackles (three solo)...Placed on injured reserve on 12/1 with a knee injury... (10/11) vs. ATL: Made NFL debut...(11/22) at GB: Made first appearance on defense.

**COLLEGE:** Played in 50 games with 22 starts at LSU...Totalled 112 tackles, two sacks, 11 passes defended, five interceptions and one fumble recovery...Played in 13 games as a senior, recording 43 tackles, one sack, three

passes defended, two interceptions and one fumble recovery...As a junior, helped LSU to a national championship by registering 54 tackles, one sack, three passes defended and three interceptions...As a sophomore in 2006, tallied 12 tackles and a pass defended...Played in 11 games with three tackles and a pass defended as a redshirt freshman...Majored in general studies with an emphasis in African-American studies, communication studies and sports studies.

**PERSONAL:** Attended Franklinton (La.) High School...Played safety, quarterback and wide receiver in high school...Finished senior season with 28 receptions for 562 yards and six touchdowns...An all-district selection...Led team to a state regional appearance.

## 2009, SAN FRANCISCO

Date	Opp	GP	GS	Tot	So	As	Sk	Yd	Int	Yd	Lg	TD	PD	FF	FR
09/13	Ari-W	(inactive)													
09/20	Sea-W	(inactive)													
09/27	at Min-L	(inactive)													
10/04	StL-W	(inactive)													
10/11	Ari-L	1	0	1	1	0	0.0	0.0	0	0	0	0	0	0	0
10/25	at Hou-L	1	0	0	0	0	0.0	0.0	0	0	0	0	0	0	0
11/01	at Ind-L	1	0	1	0	1	0.0	0.0	0	0	0	0	0	0	0
11/08	Ten-L	1	0	0	0	0	0.0	0.0	0	0	0	0	0	0	0
11/12	Chi-W	1	0	0	0	0	0.0	0.0	0	0	0	0	0	0	0
11/22	at GB-L	1	0	2	2	0	0.0	0.0	0	0	0	0	0	0	0
11/29	Jac-W	1	0	0	0	0	0.0	0.0	0	0	0	0	0	0	0
(placed on injured reserve - knee)															
09 TOTALS		7	0	4	3	1	0.0	0.0	0	0	0	0	0	0	0

## 2010, SAN FRANCISCO

Date	Opp	GP	GS	Tot	So	As	Sk	Yd	Int	Yd	Lg	TD	PD	FF	FR
09/12	at Sea-L	1	0	0	0	0	0.0	0.0	0	0	0	0	0	0	0
09/20	NO-L	1	0	1	1	0	0.0	0.0	0	0	0	0	0	0	0
09/26	at KC-L	1	0	0	0	0	0.0	0.0	0	0	0	0	0	0	0
10/03	at Ari-L	1	0	1	1	0	0.0	0.0	0	0	0	0	0	0	0
10/10	Phi-L	1	0	1	1	0	0.0	0.0	0	0	0	0	0	0	0
10/17	Oak-W	(inactive - quad)													
(placed on injured reserve - quad)															
10 TOTALS		5	0	3	3	0	0.0	0.0	0	0	0	0	0	0	0

## AT A GLANCE

- Originally drafted by the 49ers in 2009 before signing as a free agent with Oakland in 2012, has 12 games of NFL experience.
- Saw injuries cut short his first two NFL seasons, before spending last year out of football.
- Played in 50 games with 22 starts at LSU, helping Tigers to 2007 national championship.
- Averaged 20.1 yards per reception as a high-school wide receiver.

## CURTIS TAYLOR'S NFL STATISTICS

Year	Team	GP	GS	TACKLES					INTERCEPTIONS					FUMBLES		
				Tot	Solo	Asst	Sk	Yds	No	Yds	Lg	TD	PD	FF	FR	Yds
2009	San Francisco	7	0	4	3	1	0.0	0.0	0	0	0	0	0	0	0	0
2010	San Francisco	5	0	3	3	0	0.0	0.0	0	0	0	0	0	0	0	0
NFL totals (two years)		12	0	7	6	1	0.0	0.0	0	0	0	0	0	0	0	0

ADDITIONAL STATISTICS: Special-teams tackles - 4 in 2009, 3 in 2010; NFL totals: 7.

## SINGLE-GAME HIGHS AND CAREER MILESTONES:

TACKLES: Total - 1, five times; last: 10/10/10, vs. Phi.

NFL debut: vs. Atlanta, 10/11/09, with 49ers



58

**DEFENSIVE END****HEIGHT: 6-4****WEIGHT: 260****NFL SEASON: 6****RAIDERS SEASON: 1****COLLEGE: NORTHWEST MISSOURI STATE****BORN: 5/19/81****ACQUIRED: UFA-12 (NYG)**

Selected by Green Bay Packers in seventh round (253rd overall) of 2006 NFL Draft, April 30, 2006... Signed first contract, June 23, 2006... Waived by Packers, Sept. 2, 2006... Re-signed by Packers to practice squad, Sept. 4, 2006... Placed on practice squad reserve/injured, Nov. 8, 2006... Signed by Oakland Raiders as reserve/future free agent, Jan. 23, 2007... Allocated to NFLEL, Jan. 30, 2007... Waived by Raiders, Sept. 1, 2007... Re-signed by Raiders to practice squad, Sept. 3, 2007... Signed from Raiders' practice squad by New York Giants, Oct. 2, 2007... Signed new contract with Giants, Feb. 14, 2008... Signed new contract with Giants, Feb. 19, 2009... Re-signed by Giants as restricted free agent, March 24, 2010... Re-signed by Giants as unrestricted free agent, Aug. 6, 2011... Re-signed by Oakland Raiders as unrestricted free agent, April 10, 2012.

**CAREER:** Veteran, versatile defensive lineman, has played in 63 games with two starts in five NFL seasons... Career totals include 81 tackles (56 solo) with 10 sacks and three forced fumbles... Part of two Super Bowl-winning teams as a member of the New York Giants.

**2011:** Played in all 16 games with two starts on a Super Bowl-champion team... Posted career highs with 21 tackles (13 solo) and five sacks... Added a forced fumble... (9/11) at WAS: Made first career start, sacking Rex Grossman in third quarter of season opener, forcing a punt with Giants down 21-14... (9/19) vs. STL: Forced a Quinn Porter fumble on a second-quarter kick-off... (10/2) at ARI: In 31-27 win, registered a career-high two sacks, dropping Kevin Kolb on consecutive second-quarter series, the latter of which put Cardinals in third-and-23 situation... (10/30) vs. MIA: Made second start of season... (12/4) vs. GB: With Giants down 28-27 in fourth quarter, sacked Aaron Rodgers to help force a punt; two plays earlier, shared a sack with Jason Pierre-Paul but a penalty nullified the play... (12/24) at NY: Stopped a Jets drive with five minutes left and the Giants protecting a 20-14 lead, sacking Mark Sanchez to force a punt in eventual win... Postseason: Played in all four postseason games... Super Bowl XLVI (2/5/12) vs. NE: Saw action in second career Super Bowl, as a reserve.

**2010:** Played in 13 games... Posted 20 tackles, ½ sack, three passes defended and two forced fumbles... (11/21)

at PHI: Recorded two tackles (one solo) and one forced fumble... (12/5) vs. WAS: Broke up a pass and forced a third-quarter Donovan McNabb fumble, recovered by the Giants, with Washington trying to get back into the game... (12/13) at MIN: Shared a Tarvaris Jackson sack with Jonathan Goff in third quarter.

**2009:** Saw action in 15 games... Credited with 17 tackles and one sack... (10/11) vs. OAK: Recorded three tackles (two solo) and sacked JaMarcus Russell to force a fourth-quarter punt.

**2008:** Played in 13 games... Recorded 19 tackles (15 solo), 3½ sacks and one pass defended... (9/21) vs. CIN: Sacked Carson Palmer in third quarter of 13-13 game, forcing a punt in eventual 26-23 win... (10/5) vs. SEA: Sacked Matt Hasselbeck late in first half... (10/19) vs. SF: Shared a sack with Fred Robbins on game's first series, dropping J.T. O'Sullivan... (10/26) at PIT: With Giants protecting narrow lead early in second half, sacked

Ben Roethlisberger to force a punt in eventual 21-14 road win.

**2007:** After spending training camp with the Raiders, signed with the Giants and played in six regular-season games and all four postseason contests... Had four tackles (two solo), before adding a pair of stops in the playoffs... (11/25) vs. MIN: Totaled three tackles (one solo) in first NFL game... Postseason: Played in all four postseason games... Super Bowl XLII (2/3/08) vs. NE: Saw action as a reserve.

### AT A GLANCE

- Last name is pronounced TOHL-if-son, as in roll or goal.
- Part of two Super Bowl-winning teams as a member of the New York Giants.
- Has played in 63 games with two starts in five seasons in the NFL.
- At Northwest Missouri State, was a finalist for the Gene Upshaw Lineman Award, given each year to the top lineman in Division II.
- Played at Ygnacio Valley High School, a 30-minute drive from the O.co Coliseum.



# DAVID TOLLEFSON

**2006:** Drafted by the Packers and waived at end of preseason, spent majority of year on Green Bay practice squad.

**COLLEGE:** Played at Northwest Missouri State after transferring from Los Medanos Community College in Pittsburg, Calif. ...Named the Mid-America Intercollegiate Athletic Association Defensive Player of the Year as a senior in 2005...Finalist for the Gene Upshaw Lineman Award, given each year to the top offensive or defensive lineman in Division II...Posted 21 career sacks, including a single-season school record 12½ in

2005...Recorded 52 stops, with 29½ tackles for loss, and a team-leading five hurries...Recorded four sacks and a blocked punt in one game, against Missouri Western...Spent the 1999 and 2000 seasons as an outside linebacker at Los Medanos.

**PERSONAL:** Attended Ygnacio Valley High School in Concord, Calif., a 30-minute drive from the Oakland-Alameda County Coliseum...A first-team all-league choice, and two-time all-city selection, played outside linebacker and tight end, earning two varsity letters...Named to the Contra Costa All-Star Team.

## DAVID TOLLEFSON'S NFL STATISTICS

Year	Team	GP	GS	TACKLES					Yds	INTERCEPTIONS					FUMBLES		
				Tot	Solo	Asst	Sk	Yds		No	Yds	Lg	TD	PD	FF	FR	Yds
2007	N.Y. Giants	6	0	4	2	2	0.0	0.0	0	0	0	0	0	0	0	0	0
2008	N.Y. Giants	13	0	19	15	4	3.5	19.5	0	0	0	0	1	0	0	0	0
2009	N.Y. Giants	15	0	17	14	3	1.0	9.0	0	0	0	0	0	0	0	0	0
2010	N.Y. Giants	13	0	20	12	8	0.5	3.5	0	0	0	0	3	1	0	0	0
2011	N.Y. Giants	16	2	21	13	8	5.0	32.0	0	0	0	0	1	0	0	0	0
NFL totals (five years)		63	2	81	56	25	10.0	64.0	0	0	0	0	5	1	0	0	0

### PLAYOFFS

Year	Team	GP	GS	TACKLES					Yds	INTERCEPTIONS					FUMBLES		
				Tot	Solo	Asst	Sk	Yds		No	Yds	Lg	TD	PD	FF	FR	Yds
2007	N.Y. Giants	4	0	2	0	2	0.0	0.0	0	0	0	0	0	0	0	0	0
2011	N.Y. Giants	4	0	0	0	0	0.0	0.0	0	0	0	0	0	0	0	0	0
Postseason		8	0	2	0	2	0.0	0.0	0	0	0	0	0	0	0	0	0

Inactive for Giants game in 2008 playoffs

**ADDITIONAL STATISTICS:** Career sacks – Kevin Kolb (2), Rex Grossman, Matt Hasselbeck, Carson Palmer, Aaron Rodgers, JaMarcus Russell, Ben Roethlisberger, Mark Sanchez, Tarvaris Jackson (3), J.T. O'Sullivan (3). Special-teams tackles – 1 in 2007, 5 in 2008, 9 in 2009, 13 in 2010, 2 in 2011; NFL total: 30. Special-teams forced fumbles – 1 in 2011. Special-teams fumble recoveries – 1 in 2011.

## SINGLE-GAME HIGHS AND CAREER MILESTONES:

**TACKLES:** Total – 5, vs. SF, 10/18/08. Solo – 4, vs. SF, 10/19/08. **PASSES DEFENSED:** 2, vs. Chi., 10/3/10. **SACKS:** 2, at Ari., 10/2/11.

**NFL debut:** vs. Min., 11/25/07, with Giants. **First NFL start:** at Was., 9/11/11, with Giants. **First NFL sack:** vs. Cin., 9/21/08 (C.Palmer).

## RAIDERS SACKS, ALL-TIME

G.Townsend	107.5	1983-93	97	G.Warren	10.0	2007-09	B.Van Pelt	5.0	1984-85	D.Gibson	2.0	2001-06	C.Osborne	1.0	1998-99
H.Long	84.0	1981-93		E.Barton	9.5	1999-03	B.Nelson	4.5	1980-84	R.Holmberg	2.0	1994-97	J.Parrella	1.0	2002-04
A.Smith	57.5	1991-97		M.Wise	9.5	1986-90	E.Anderson	4.0	1987-97	E.Jasper	2.0	2005	T.Poolle	1.0	2006
B.Pickel	53.0	1983-90		J.Ball	9.0	1994-96	T.Howard	4.0	2006-10	R.Kinlaw	2.0	1979-94	M.Pope	1.0	2000-01
C.McGlockton	39.5	1992-97		T.Hendricks	9.0	1975-83	T.Sands	4.0	2003-08	O.McKinney	2.0	1980-86	L.Sheppard	1.0	2011
D.Burgess	38.5	2005-08		S.Ioran	9.0	1984-88	J.Taves	4.0	2000-01	A.Robbins	2.0	1994-00	S.Sword	1.0	1999
R.Martin	33.5	1977-88		B.Golic	8.5	1989-92	M.Taylor	4.0	1987-88	S.Rount	2.0	2005-11	J.Trapp	1.0	1993-98
T.Kelly	33.0	2004-11		T.Smith	8.5	1998-94	W.Thomas	4.0	2000-01	A.White	2.0	1994	E.Turner	1.0	1997-99
L.Johnstone	31.0	1996-06		C.Clemons	8.0	2007	R.Vaughan	4.0	1992	M.Willis	2.0	1985-88	M.Walker	1.0	1998-99
S.Jones	31.0	1984-87		A.Lewis	8.0	1984-88	J.Harris	3.5	1998-99	T.Wooden	2.0	1998	L.Washington	1.0	1987-97
R.Coleman	28.5	1999-03		T.Armstrong	7.5	2001-03	E.Alexander	3.0	2008-01	J.Cooper	1.5	2004-07	R.Washington	1.0	1987
D.Russell	28.0	1997-01		D.Bryant	7.5	2008-11	T.Benson	3.0	1988-92	G.Wilson	1.5	2008	T.Watts	1.0	1981-84
S.Davis	27.5	1988-94		G.Ellis	7.0	2009	D.Clark	3.0	2004-05	E.Allen	1.0	1998-01	K.D.Williams	1.0	1999
L.Alzado	23.0	1982-85		D.Grant	7.0	2001-05	B.Hamilton	3.0	2004-05	D.Browning	1.0	1978-82	S.Williams	1.0	2003-10
P.Swilling	21.0	1995-98		W.Moss	7.0	1991-94	T.McDaniel	3.0	1988-97	B.Corkowski	1.0	1987	D.Hall	0.5	2008
A.Wallace	21.0	1990-98		J.Richardson	7.0	2007-09	R.McKenzie	3.0	1985-88	J.Burcier	1.0	1987	J.Harris	0.5	1999-01
W.Sapp	19.5	2004-07		J.Barnes	6.5	1977-87	J.Squirek	3.0	1982-85	J.Davis	1.0	1982-87	T.Johnson	0.5	2002-05
G.Sacco	19.0	1997-01		T.Branch	6.0	2008-11	T.Washington	3.0	2004-05	R.Ellis	1.0	1990-92	M.Mraz	0.5	1989
T.Bryant	18.0	1999-02		T.Bravton	6.0	2003-07	N.Harris	2.5	2002-04	J.Falston	1.0	1994-98	D.Stalls	0.5	1993-95
A.Bruce	16.0	1992-98		R.Harvey	6.0	1999-99	K.Huntley	2.5	2006	M.Giordano	1.0	2011			
K.Wimbey	16.0	2010-11		L.Houston	6.0	2010-11	M.Mitchell	2.5	2008-11	D.Gordon	1.0	1999-00			
R.Seymour	15.5	2009-11		B.Romanowski	6.0	2002-03	J.Moss	2.5	2010-11	G.Gunheim	1.0	2008			
B.Biekert	15.0	1993-01		C.Cooper	5.5	2001-03	R.Ackerman	2.0	1994-97	M.Haynes	1.0	1983-89			
R.Upshaw	15.0	2008-02		M.Huff	5.5	2008-11	S.Adams	2.0	2002	J.Ioane	1.0	2001-02			
H.Harrison	13.5	1991-96		L.King	5.5	1986-89	N.Asomugha	2.0	2003-10	G.Irons	1.0	2003-06			
T.Scott	13.5	2008-11		R.McClain	5.5	2010-11	L.Bromell	2.0	2003	M.Jones	1.0	1991-02			
M.Shaughnessy	12.0	2009-11		C.Woodson	5.5	1998-05	W.Broughton	2.0	1992-93	J.Kelly	1.0	1993			
M.Davis	11.0	1978-85		K.Edwards	5.0	2008	R.Brown	2.0	1987-88	R.Lott	1.0	1981-82			
M.Millen	11.0	1980-88		R.Fredrickson	5.0	1994-97	R.Carter	2.0	1988-89	L.Lynch	1.0	1986-97			
J.Robinson	11.0	1985-91		K.Morrison	5.0	2005-09	A.Dorsett	2.0	2008-03	D.McMillen	1.0	1987			
R.Maryland	10.0	1996-99		A.Reese	5.0	1982-83	A.baja-Biamila	2.0	2003-04	M.Morton	1.0	1995-98			



## 2007, N.Y. GIANTS

Date	Opp	GP	GS	Tot	So	As	Sk	Yd	Int	Yd	Lg	TD	PD	FF	FR
10/07	at NYJ-W	(inactive)													
10/15	at Atl-W	(inactive)													
10/21	at SF-W	(inactive)													
10/28	at Mia-W	(inactive)													
11/11	at Dal-L	(inactive)													
11/18	at Det-W	(inactive)													
11/25	at Min-L	1	0	3	1	2	0.0	0.0	0	0	0	0	0	0	0
12/02	at Chi-W	1	0	0	0	0	0.0	0.0	0	0	0	0	0	0	0
12/09	at Phi-W	1	0	0	0	0	0.0	0.0	0	0	0	0	0	0	0
12/16	at Was-L	1	0	0	0	0	0.0	0.0	0	0	0	0	0	0	0
12/23	at Buf-W	1	0	1	1	0	0.0	0.0	0	0	0	0	0	0	0
12/29	at NE-L	1	0	0	0	0	0.0	0.0	0	0	0	0	0	0	0
07 TOTALS		6	0	4	2	2	0.0	0.0	0	0	0	0	0	0	0
01/06	at TB-W	1	0	0	0	0	0.0	0.0	0	0	0	0	0	0	0
01/13	at Dal-W	1	0	2	0	2	0.0	0.0	0	0	0	0	0	0	0
01/20	at GB-W	1	0	0	0	0	0.0	0.0	0	0	0	0	0	0	0
02/03	vs. NE-W	1	0	0	0	0	0.0	0.0	0	0	0	0	0	0	0

\*NFC Wild Card playoff; \*NFC Divisional playoff; \*NFC Championship; \*Super Bowl XLII, Glendale

## 2008, N.Y. GIANTS

Date	Opp	GP	GS	Tot	So	As	Sk	Yd	Int	Yd	Lg	TD	PD	FF	FR
09/04	at Was-W	(inactive)													
09/14	at StL-W	(inactive)													
09/21	at Cin-W	1	0	3	2	1	1.0	8.0	0	0	0	0	0	0	0
10/05	at Sea-W	1	0	1	1	0	1.0	3.0	0	0	0	0	0	0	0
10/13	at Cle-L	(inactive)													
10/19	at SF-W	1	0	5	4	1	0.5	1.5	0	0	0	0	0	0	0
10/26	at Pit-W	1	0	2	1	1	1.0	7.0	0	0	0	0	0	0	0
11/02	at Dal-W	1	0	1	1	0	0.0	0.0	0	0	0	0	1	0	0
11/09	at Phi-W	1	0	3	2	1	0.0	0.0	0	0	0	0	0	0	0
11/16	at Bal-W	1	0	0	0	0	0.0	0.0	0	0	0	0	0	0	0
11/23	at Ari-W	1	0	3	3	0	0.0	0.0	0	0	0	0	0	0	0
11/30	at Was-W	1	0	0	0	0	0.0	0.0	0	0	0	0	0	0	0
12/07	at Phi-L	1	0	0	0	0	0.0	0.0	0	0	0	0	0	0	0
12/14	at Dal-L	1	0	0	0	0	0.0	0.0	0	0	0	0	0	0	0
12/21	at Car-W	1	0	0	0	0	0.0	0.0	0	0	0	0	0	0	0
12/28	at Min-L	1	0	1	1	0	0.0	0.0	0	0	0	0	0	0	0
08 TOTALS		13	0	19	15	4	3.5	19.5	0	0	0	0	1	0	0
01/11	at Phi-L	(inactive)													

\*NFC Divisional playoff

## 2009, N.Y. GIANTS

Date	Opp	GP	GS	Tot	So	As	Sk	Yd	Int	Yd	Lg	TD	PD	FF	FR
09/13	at Was-W	1	0	1	0	1	0.0	0.0	0	0	0	0	0	0	0
09/20	at Dal-W	1	0	1	0	0	0.0	0.0	0	0	0	0	0	0	0
09/27	at TB-W	1	0	0	0	0	0.0	0.0	0	0	0	0	0	0	0
10/04	at KC-W	1	0	2	0	2	0.0	0.0	0	0	0	0	0	0	0
10/11	at Oak-W	1	0	3	2	1	1.0	9.0	0	0	0	0	0	0	0
10/18	at NO-L	1	0	1	1	0	0.0	0.0	0	0	0	0	0	0	0
10/25	at Ari-L	1	0	1	0	1	0.0	0.0	0	0	0	0	0	0	0
11/01	at Phi-L	1	0	0	0	0	0.0	0.0	0	0	0	0	0	0	0
11/08	at SD-L	(inactive)													
11/22	at Atl-W	1	0	0	0	0	0.0	0.0	0	0	0	0	0	0	0
11/26	at Den-L	1	0	0	0	0	0.0	0.0	0	0	0	0	0	0	0
12/06	at Dal-W	1	0	2	0	0	0.0	0.0	0	0	0	0	0	0	0
12/14	at Phi-L	1	0	0	0	0	0.0	0.0	0	0	0	0	0	0	0
12/21	at Was-W	1	0	1	1	0	0.0	0.0	0	0	0	0	0	0	0
12/27	at Car-L	1	0	3	2	1	0.0	0.0	0	0	0	0	0	0	0
01/03	at Min-L	1	0	2	2	0	0.0	0.0	0	0	0	0	0	0	0
09 TOTALS		15	0	17	14	3	1.0	9.0	0	0	0	0	0	0	0

## 2010, N.Y. GIANTS

Date	Opp	GP	GS	Tot	So	As	Sk	Yd	Int	Yd	Lg	TD	PD	FF	FR
09/12	at Car-W	(inactive)													
09/19	at Ind-L	1	0	1	0	1	0.0	0.0	0	0	0	0	0	0	0
09/26	at Ten-L	1	0	0	0	0	0.0	0.0	0	0	0	0	0	0	0
10/03	at Chi-W	1	0	1	1	0	0.0	0.0	0	0	0	0	2	0	0
10/10	at Hou-W	1	0	2	2	0	0.0	0.0	0	0	0	0	0	0	0
10/17	at Det-W	1	0	1	0	1	0.0	0.0	0	0	0	0	0	0	0
10/25	at Dal-W	1	0	0	0	0	0.0	0.0	0	0	0	0	0	0	0
11/07	at Sea-W	1	0	2	2	0	0.0	0.0	0	0	0	0	0	0	0
11/14	at Dal-L	1	0	2	1	1	0.0	0.0	0	0	0	0	0	0	0
11/21	at Phi-L	1	0	2	1	1	0.0	0.0	0	0	0	0	0	0	0
11/28	at Jac-W	1	0	3	2	1	0.0	0.0	0	0	0	0	0	0	0
12/05	at Was-W	1	0	2	1	1	0.0	0.0	0	0	0	0	1	1	0
12/13	at Min-W	1	0	3	1	2	0.5	3.5	0	0	0	0	0	0	0
12/19	at Phi-L	1	0	1	0	0	0.0	0.0	0	0	0	0	0	0	0
12/26	at GB-L	(inactive - ankle)													
01/02	at Was-W	(inactive - ankle)													
10 TOTALS		13	0	20	12	8	0.5	3.5	0	0	0	0	3	1	0

## 2011, N.Y. GIANTS

Date	Opp	GP	GS	Tot	So	As	Sk	Yd	Int	Yd	Lg	TD	PD	FF	FR
09/11	at Was-L	1	1	2	2	0	1.0	16.0	0	0	0	0	0	0	0
09/19	at StL-W	1	0	1	1	0	0.0	0.0	0	0	0	0	0	0	0
09/25	at Phi-W	1	0	0	0	0	0.0	0.0	0	0	0	0	0	0	0
10/02	at Ari-W	1	0	2	2	0	2.0	10.0	0	0	0	0	0	0	0
10/09	at Sea-L	1	0	2	1	1	0.0	0.0	0	0	0	0	0	0	0
10/16	at Buf-W	1	0	1	1	0	0.0	0.0	0	0	0	0	0	0	0
10/30	at Mia-W	1	1	2	1	1	0.0	0.0	0	0	0	0	0	0	0
11/05	at NE-W	1	0	1	0	1	0.0	0.0	0	0	0	0	0	0	0
11/13	at SF-L	1	0	0	0	0	0.0	0.0	0	0	0	0	0	0	0
11/20	at Phi-L	1	0	1	0	1	0.0	0.0	0	0	0	0	0	0	0
11/28	at NO-L	1	0	1	1	0	0.0	0.0	0	0	0	0	0	0	0
12/04	at GB-L	1	0	3	1	2	1.0	2.0	0	0	0	0	0	0	0
12/11	at Dal-W	1	0	3	2	1	0.0	0.0	0	0	0	0	0	0	0
12/18	at Was-L	1	0	1	0	1	0.0	0.0	0	0	0	0	0	0	0
12/24	at NYJ-W	1	0	1	0	1	0.0	4.0	0	0	0	0	1	0	0
01/01	at Dal-W	1	0	0	0	0	0.0	0.0	0	0	0	0	0	0	0
11 TOTALS		16	2	21	13	8	5.0	32.0	0	0	0	0	1	0	0
01/08	at Atl-W	1	0	0	0	0	0.0	0.0	0	0	0	0	0	0	0
01/15	at GB-W	1	0	0	0	0	0.0	0.0	0	0	0	0	0	0	0
01/22	at SF-W	1	0	0	0	0	0.0	0.0	0	0	0	0	0	0	0
02/05	vs. NE-W	1	0	0	0	0	0.0	0.0	0	0	0	0	0	0	0

\*NFC Wild Card playoff; \*NFC Divisional playoff; \*NFC Championship; \*Super Bowl XLVI, Indianapolis

## HOMES OF THE RAIDERS, 1960-2011

Years	Facility	W	L	T	Pct
1960	Kezar Stadium, San Francisco	2	2	0	.500
1960-61	Candlestick Park, San Francisco	2	8	0	.200
1962-65	Frank Youell Field, Oakland	17	11	0	.607
1966-81, 95-present	*O.co Coliseum, Oakland	150	98	3	.605
1973	Memorial Stadium, Berkeley	1	0	0	1.000
1982-93	Los Angeles Memorial Coliseum	64	36	0	.640
Total		236	155	3	.604

\* - Also known as Oakland-Alameda County Coliseum, Network Associates Coliseum and McAfee Coliseum

## MANASE TONGA

41

**FULLBACK**  
**HEIGHT: 5-11**  
**WEIGHT: 260**

**NFL SEASON: 2**  
**RAIDERS SEASON: 2**  
**COLLEGE: BYU**  
**BORN: 2/28/84**  
**ACQUIRED: FA-10**

Signed by Oakland Raiders as non-drafted free agent, April 30, 2010...Waived by Raiders, Sept. 4, 2010...Re-signed by Raiders to practice squad, Sept. 6, 2010...Re-signed by Raiders as reserve/future free agent, Jan. 4, 2011...Waived by Raiders, Sept. 3, 2011...Re-signed by Raiders to practice squad, Sept. 5, 2011...Signed by Raiders to active roster, Oct. 8, 2011.

**CAREER:** Versatile fullback, saw first action as a pro last season...Played in 11 games after spending 2010 season on the Raiders' practice squad.

**2011:** Played in 11 games with three starts...Signed to active roster from practice squad on 10/8...Had three receptions for 18 yards, and ran for 12 yards on his only carry...(10/9) at HOU: Made NFL debut, starting at fullback in an emotional victory the day after the passing of owner Al Davis...(10/16) vs. CLE: Had first career rushing attempt, for 12 yards...(10/23) vs. KC: Posted first career reception, for 6 yards...(12/24) at KC: Totaled two receptions for 12 yards, including an 11-yard catch.

in 10 games as a freshman.

**PERSONAL:** A three-year letterman at Aragon High School in San Mateo, Calif., 25 miles from the O.co Coliseum, had his high-school jersey retired after an MVP season...Holds school records for most yards in a game (365) and season (1,886), most career touchdowns (25) and receiving touchdowns in a game (three)...A first-team all-county and all-league selection...Also lettered in basketball and track...Honor-roll student...Volunteered with the Alameda County Food Bank in November 2011...Participated as a volunteer at Gatorade Junior Training Camp through Cox Academy of Oakland in October 2011.

## AT A GLANCE

- Name is pronounced men-AH-say TAHN-gah.
- Played in 11 games with three starts with the Raiders in 2011.
- Played four years at BYU, rushing for 696 yards on 178 carries in 47 games.
- Had his high-school jersey retired at Aragon High School, across the bay in San Mateo, just 25 miles from the O.co Coliseum.

**2010:** In training camp with Raiders...Spent entire season on practice squad...Signed by Oakland as an undrafted free agent.

**COLLEGE:** Played four years at BYU, rushing for 696 yards on 178 carries (3.9 avg.) in 47 games...Also scored 16 rushing touchdowns...Totaled 85 receptions for 799 yards and six touchdowns...Saw action in 12 games with 11 starts as a senior...Rushed for 166 yards on 40 carries (3.7 avg.)...Also had 30 receptions for 271 yards and scored eight touchdowns...As a junior, set career highs with 305 rushing yards on 88 carries (3.5 avg.)...Saw action in all 13 games as a sophomore, rushing for 197 yards on 44 carries (4.5 avg.)...Played

## 2011, OAKLAND

Date	Opp	— RUSHING —							— RECEIVING —					Total	
		GP	GS	Att	Yds	Avg	Lg	TD	No	Yds	Avg	Lg	TD		Offense
10/02	NE-L	(signed from practice squad, 10/8)													
010/08	at Hou-W	1	1	0	0	-	0	0	0	-	-	0	0	0	
10/16	Cle-W	1	1	1	12	12.0	12	0	0	0	-	0	0	12	
10/23	KC-L	1	1	0	0	-	0	1	6	6.0	6	0	6	6	
11/06	Den-L	1	0	0	0	-	0	0	0	0	-	0	0	0	
11/10	at SD-W	1	0	0	0	-	0	0	0	0	-	0	0	0	
11/20	at Min-W	(inactive - knee)													
11/27	Chi-W	1	0	0	0	-	0	0	0	0	-	0	0	0	
12/04	at Mia	1	0	0	0	-	0	0	0	0	-	0	0	0	
12/11	at GB-L	1	0	0	0	-	0	0	0	0	-	0	0	0	
12/18	Det-L	1	0	0	0	-	0	0	0	0	-	0	0	0	
12/24	at KC-W	1	0	0	0	-	0	2	12	6.0	11	0	12	12	
01/01	SD-L	1	0	0	0	-	0	0	0	0	-	0	0	0	
11 TOTALS		11	3	1	12	12.0	12	0	3	18	6.0	11	0	30	

## MANASE TONGA'S NFL STATISTICS

Year	Team	RUSHING							RECEIVING						
		GP	GS	Att	Yds	Avg	Lg	TD	No	Yds	Avg	Lg	TD		
2011	Oakland	11	3	1	12	12.0	12	0	3	18	6.0	11	0		

## SINGLE-GAME HIGHS AND CAREER MILESTONES:

**RUSHING:** Attempts — 1, vs. Cle, 10/16/11. Yards — 12, vs. Cle, 10/16/11. Long — 12, vs. Cle, 10/16/11.

**RECEIVING:** Receptions — 2, at KC, 12/24/11. Yards — 12, at KC, 12/24/11. Long — 11, at KC, 12/24/11.

**NFL debut:** at Hou, 10/9/11. **First NFL start:** at Hou, 10/9/11.

**ADDITIONAL STATISTICS:** Special-teams tackles — 1 in 2011. Fumbles — none.





28



**CORNERBACK**  
**HEIGHT: 6-1**  
**WEIGHT: 197**

**NFL SEASON: 3**  
**RAIDERS SEASON: 1**  
**COLLEGE: CINCINNATI**  
**BORN: 6/24/86**  
**ACQUIRED: FA-12**

Selected by Green Bay Packers in sixth round (187th overall) of 2009 NFL Draft, April 26, 2009...Signed first contract, June 16, 2009...Waived by Packers, Sept. 3, 2011...Signed by Oakland Raiders as free agent, Feb. 16, 2012.

**CAREER:** Defensive back joined Raiders in February 2012...Played in 23 games in two seasons with Green Bay (2009-10)...Has played in four career postseason games...Has recorded 21 tackles (15 solo).

**2011:** In training camp with the Packers...Released on 9/3.

**2010:** Played in 12 games, posting 11 special-teams tackles...Added three special-teams stops in postseason...(10/3) vs. DET: Posted two special-teams tackles, matching his career high...(12/26) vs. NYG: Recorded two special-teams stops...Postseason: (1/9/11) at PHI: Played on special teams in NFC Wild Card game...(1/15/11) at ATL: Assisted on a special teams stop in NFC Divisional Playoff game...(1/23/11) at CHI: Downed a punt on the 3-yard line and recorded two special-teams tackles in NFC Championship...Super Bowl XLV (2/6/11) vs. PIT: Inactive.

**2009:** Played in 11 games as a rookie...Recorded 10 tackles (seven solo)...(10/18) vs. DET: Made NFL debut, on special teams...(11/8) at TB: Recorded first career tackle, a coverage stop...(11/22) vs. SF: Saw first career action on defense...Posted three tackles (two solo)...(12/27) vs. SEA: Established a career high with four solo tackles...Postseason: (1/10/10) at ARI: Recorded two tackles and recovered an onside kick to set up a Packers touchdown

in NFC Wild Card game.

**COLLEGE:** Played at Cincinnati after two seasons at Ohio State...Played both cornerback and safety, earning first-team All-Big East honors as a senior safety...Started all 14 games in 2008...Posted four interceptions, a team-leading three fumble recoveries, and two forced fumbles...Named Cincinnati's Special Teams Player of the Year...Posted six tackles and an interception at Oklahoma...Against Virginia Tech in the FedEx Orange Bowl, finished college career with six tackles, a sack and an interception...Sat out junior season after transferring to Cincinnati from Ohio State...As a sophomore for the Buckeyes, played in each of the final eight games, including an appearance on special teams in the BCS National Championship game against Florida...As a redshirt freshman, posted three tackles in season opener against Miami of Ohio but missed the remainder of the season due to injury...Majored in criminal justice and African-American studies.

### AT A GLANCE

- Played in 23 games in two seasons with the Packers, in addition to four career postseason games. Was out of football in 2011 after playing a reserve role on Green Bay's Super Bowl championship team in 2010.
- Has recorded 21 tackles, 15 of which were solo.
- A first-team All-Big East safety as a senior at Cincinnati, sat out his junior year due to NCAA transfer rules. As a sophomore at Ohio State, played in the BCS National Championship against Florida.

**PERSONAL:** Attended Hamilton (Ohio)

High School...Had 60 tackles as a senior...Had three interceptions, 15 passes defended and 50 tackles as a junior...Also ran track and qualified for the state meet as a sprinter in the 4x200- and 4x400-meter relays and the 200-meter dash.

### BEST OAKLAND GIVEAWAY-TAKEAWAY RATIOS

SINCE 1967

+/-	Year	Giveaways	Takeaways
+17	2000	20	37
+13	1974	28	41
+12	2002	19	31
+9	1967	36	45
+9	1969	33	42

### WORST GIVEAWAY-TAKEAWAY RATIOS

SINCE 1967

+/-	Year	Giveaways	Takeaways
-23	2006	46	23
-19	1992	38	19
-17	2004	35	18
-16	1981	48	32
-13	1983	49	36
-13	2009	33	20

## BRANDON UNDERWOOD

## BRANDON UNDERWOOD'S NFL STATISTICS

Year	Team	GP	GS	TACKLES					Yds	INTERCEPTIONS					FUMBLES		
				Tot	Solo	Asst	Sk			No	Yds	Lg	TD	PD	FF	FR	Yds
2009	Green Bay	11	0	5	5	0	0.0	0.0	0	0	0	0	1	0	0	0	0
2010	Green Bay	12	0	0	0	0	0.0	0.0	0	0	0	0	0	0	0	0	0
NFL totals (two years)		23	0	5	5	0	0.0	0.0	0	0	0	0	1	0	0	0	0

## PLAYOFFS

Year	Team	GP	GS	TACKLES					Yds	INTERCEPTIONS					FUMBLES		
				Tot	Solo	Asst	Sk			No	Yds	Lg	TD	PD	FF	FR	Yds
2009	Green Bay	1	0	1	1	0	0.0	0.0	0	0	0	0	0	0	0	0	0
2010	Green Bay	3	0	0	0	0	0.0	0.0	0	0	0	0	0	0	0	0	0
Postseason		4	0	1	1	0	0.0	0.0	0	0	0	0	0	0	0	0	0

ADDITIONAL STATISTICS: Special-teams tackles – 9 in 2009, 1 in '09 playoffs, 11 in 2010, 3 in '10 playoffs; NFL totals: 20. Recovered onside kick in '09 playoffs, at Ari., 1/10/10. Returned punt in '10 playoffs, at Phi., 1/9/11.

## SINGLE-GAME HIGHS AND CAREER MILESTONES:

TACKLES: Total – 2, twice; last: at Ari., 1/3/10. Solo – 2, twice; last: at Ari., 1/3/10.

NFL debut: vs. Det., 10/18/09, with Packers

## 2009, GREEN BAY

Date	Opp	GP	GS	Tot	So	As	Sk	Yd	Int	Yd	Lg	TD	PD	FF	FR
09/13	Chi-W	(inactive)													
09/20	Chi-L	(inactive)													
09/27	at St-L	(inactive)													
10/05	at Min-L	(inactive)													
10/18	Det-W	1	0	0	0	0	0.0	0.0	0	0	0	0	0	0	0
10/25	at Cle-W	1	0	0	0	0	0.0	0.0	0	0	0	0	0	0	0
11/01	Min-L	1	0	0	0	0	0.0	0.0	0	0	0	0	0	0	0
11/08	at TB-L	1	0	0	0	0	0.0	0.0	0	0	0	0	0	0	0
11/15	Dal-W	1	0	0	0	0	0.0	0.0	0	0	0	0	0	0	0
11/22	SF-W	1	0	1	1	0	0.0	0.0	0	0	0	0	0	0	0
11/26	at Det-W	1	0	0	0	0	0.0	0.0	0	0	0	0	0	0	0
12/07	Bal-W	1	0	0	0	0	0.0	0.0	0	0	0	0	0	0	0
12/13	at Chi-W	1	0	0	0	0	0.0	0.0	0	0	0	0	0	0	0
12/20	at Pit-L	(inactive – hip)													
12/27	Sea-W	1	0	2	2	0	0.0	0.0	0	0	0	0	1	0	0
01/03	at Ari-W	1	0	2	2	0	0.0	0.0	0	0	0	0	0	0	0
09 TOTALS		11	0	5	5	0	0.0	0.0	0	0	0	0	1	0	0
01/10	at Ari-L <sup>1</sup>	1	0	1	1	0	0.0	0.0	0	0	0	0	0	0	0

<sup>1</sup>NFC Wild Card playoff

## 2010, GREEN BAY

Date	Opp	GP	GS	Tot	So	As	Sk	Yd	Int	Yd	Lg	TD	PD	FF	FR
09/12	at Phi-W	(inactive – shoulder)													
09/19	Buf-W	(inactive – shoulder)													
09/27	at Chi-L	1	0	0	0	0	0.0	0.0	0	0	0	0	0	0	0
10/03	Det-W	1	0	0	0	0	0.0	0.0	0	0	0	0	0	0	0
10/10	at Was-L	1	0	0	0	0	0.0	0.0	0	0	0	0	0	0	0
10/17	Mia-L	1	0	0	0	0	0.0	0.0	0	0	0	0	0	0	0
10/24	Min-W	1	0	0	0	0	0.0	0.0	0	0	0	0	0	0	0
10/31	at NYJ-W	(inactive)							0	0	0	0	0	0	0
11/07	Dal-W	1	0	0	0	0	0.0	0.0	0	0	0	0	0	0	0
11/21	at Min-W	(inactive)							0	0	0	0	0	0	0
11/28	at Atl-L	1	0	0	0	0	0.0	0.0	0	0	0	0	0	0	0
12/05	SF-W	1	0	0	0	0	0.0	0.0	0	0	0	0	0	0	0
12/12	at Det-L	1	0	0	0	0	0.0	0.0	0	0	0	0	0	0	0
12/19	at NE-L	1	0	0	0	0	0.0	0.0	0	0	0	0	0	0	0
12/26	NYG-W	1	0	0	0	0	0.0	0.0	0	0	0	0	0	0	0
01/02	Chi-W	1	0	0	0	0	0.0	0.0	0	0	0	0	0	0	0

10 TOTALS

01-09	at Phi-W <sup>1</sup>	1	0	0	0	0	0.0	0.0	0	0	0	0	0	0	0
01/15	at Atl-W <sup>2</sup>	1	0	0	0	0	0.0	0.0	0	0	0	0	0	0	0
01/23	at Chi-W <sup>3</sup>	1	0	0	0	0	0.0	0.0	0	0	0	0	0	0	0
02/06	vs. Pit-W <sup>4</sup>	(inactive)													

<sup>1</sup>NFC Wild Card playoff; <sup>2</sup>NFC Divisional playoff; <sup>3</sup>NFC Championship; <sup>4</sup>Super Bowl XLV, North Texas

## LONGEST WINNING/LOSING STREAK, VS. ONE OPPONENT, REGULAR SEASON

## WINNING STREAKS, ALL-TIME

14	Denver	1965-71
10	San Diego	1972-77
8	Seattle	1990-93
7	Kansas City	1975-78
	San Diego	1982-85
	Houston Oilers	1986-73

## WINNING STREAKS, ACTIVE

3	Tampa Bay	1999-08
---	-----------	---------

## LOSING STREAKS, ALL-TIME

13	San Diego	2003-08
9	Kansas City	2003-07
7	Kansas City	1993-96
	Denver	1997-2000

## LOSING STREAKS, ACTIVE

6	Green Bay	1990-2011
4	Jacksonville	1997-2010



23

**CORNERBACK**  
**HEIGHT: 6-1**  
**WEIGHT: 187**

**NFL SEASON: 2**  
**RAIDERS SEASON: 2**  
**COLLEGE: MIAMI**  
**BORN: 1/17/89**  
**ACQUIRED: D3a-11**

Selected by Oakland Raiders as first of two third-round choices (81st overall) in 2011 NFL Draft, April 29, 2011...Signed first contract, July 31, 2011.

**CAREER:** Talented, young defensive back, earned significant playing time as a rookie.

**2011:** Played in 14 games with four starts in first NFL season...Recorded 13 tackles (12 solo), four passes defended and one interception...(9/12) at DEN: Made NFL debut, recording a solo tackle...(10/9) at HOU: Made first career start...(10/23) vs. KC: Registered first career interception, picking off a Matt Cassel pass late in third quarter ... (11/20) at MIN: In 27-21 win, recovered a fumble on a kickoff late in the second quarter, setting up an important 1-yard TD run by QB Carson Palmer with 12 seconds before intermission.

### AT A GLANCE

- As a rookie in 2011, played in 14 games with four starts, recording 13 tackles (12 solo), four passes defended and one interception.
- Selected by the Raiders 81st overall, in the third round of the 2011 NFL Draft.
- At the NFL combine, ran a 4.28 40-yard dash.
- Played in 51 career games with 21 starts at Miami, totaling 10 passes defended and three interceptions.
- Returned two kickoffs and four punts for touchdowns at Pace High School in Miami.

**PERSONAL:** Attended Monsignor Pace High School in Miami, Fla. ...Finished senior season with 56 tackles and seven interceptions, one for a touchdown...Also caught 21 passes for 417 yards...As a junior had 12 passes defended and four interceptions, and returned two kickoffs and four punts for touchdowns ...Volunteered with the Reading Partners program at Oakland's Brookfield Elementary in October 2011...Spent time volunteering with the Home-town Huddle at Garfield Elementary of Oakland in October 2011.

**COLLEGE:** Played in 51 career games with 21 starts at Miami (Fla.)...Totalled 80 tackles, 10 passes defended and three interceptions...Played in 13 games as a senior...Spent time at left cornerback and in the nickel package...Posted two interceptions, including one at Pittsburgh returned for 74 yards...Credited with five passes defended...Forced and recovered a fumble at Clemson...As a junior, made eight starts and played in 12 games at cornerback, posting three passes defended ...In the fourth quarter at Wake Forest, recorded his first career interception ...Played in all 13 games and made two starts as a sophomore...Recorded 16 tackles (11) and had one pass defended ...Started eight of 12 games as a freshman...Started at RCB in first collegiate game.

### 2011, OAKLAND

Date	Opp	GP	GS	Tot	So	As	Sk	Yd	Int	Yd	Lg	TD	PD	FF	FR
09/12	at Den-W	1	0	1	0	0	0.0	0.0	0	0	0	0	0	0	0
09/18	at Buf-L	1	0	0	0	0	0.0	0.0	0	0	0	0	0	0	0
09/25	NFL-W	(inactive - knee)													
10/02	NFL-L	1	0	0	0	0	0.0	0.0	0	0	0	0	0	0	0
10/09	at Hou-W	1	1	4	4	0	0.0	0.0	0	0	0	0	0	0	0
10/16	Cle-W	1	1	2	2	0	0.0	0.0	0	0	0	0	2	0	0
10/23	KC-L	1	1	4	4	0	0.0	0.0	1	2	2	0	2	0	0
11/06	Den-L	1	1	0	0	0	0.0	0.0	0	0	0	0	0	0	0
11/10	at SD-W	(inactive - hamstring)													
11/20	at Min-W	1	0	1	1	0	0.0	0.0	0	0	0	0	0	0	0
11/27	Chi-W	1	0	0	0	0	0.0	0.0	0	0	0	0	0	0	0
12/04	at Mia	1	0	0	0	0	0.0	0.0	0	0	0	0	0	0	0
12/11	at GB-L	1	0	0	0	0	0.0	0.0	0	0	0	0	0	0	0
12/18	Det-L	1	0	1	0	1	0.0	0.0	0	0	0	0	0	0	0
12/24	at KC-W	1	0	0	0	0	0.0	0.0	0	0	0	0	0	0	0
01/01	SD-L	1	0	0	0	0	0.0	0.0	0	0	0	0	0	0	0
11 TOTALS		14	4	13	11	1	0.0	0.0	1	2	2	0	4	0	0

### DEMARCUS VAN DYKE'S NFL STATISTICS

Year	Team	TACKLES						INTERCEPTIONS					FUMBLES		
		GP	GS	Tot	Solo	Asst	Sk	Yds	No	Yds	Lg	TD	FF	FR	Yds
2011	Oakland	14	4	13	11	1	0.0	0.0	1	2	2	0	4	0	0

### SINGLE-GAME HIGHS AND CAREER MILESTONES:

TACKLES: Total -- 4, twice; last: vs. KC, 10/23/11. Solo -- 4, twice; last: vs. KC, 10/23/11. PASSES DEFENSED: 2, twice; last: vs. KC, 10/23/11.

NFL debut: at Den., 9/12/11. First NFL start: at Hou., 10/9/11. First NFL interception: vs. KC, 10/23/11 (M.Cassel).

ADDITIONAL STATISTICS: Career interceptions: Matt Cassel. Special-teams tackles -- 2 in 2011. Special-teams fumble recoveries: 1 in 2011.





## JARED VELDHEER

68

**TACKLE**  
**HEIGHT: 6-8**  
**WEIGHT: 321**

**NFL SEASON: 3**  
**RAIDERS SEASON: 3**  
**COLLEGE: HILLSDALE**  
**BORN: 6/14/87**  
**ACQUIRED: D3-10**

Selected by Oakland Raiders in third round (69th overall) of 2010 NFL Draft, April 23, 2010...Signed first contract, July 14, 2010.

**CAREER:** Athletic offensive lineman, secured starting left tackle job as a rookie and has started 26 straight games at that position over the past two seasons...Part of a line that helped the Raiders rank second in the NFL in rushing in 2010, and seventh in 2011.

**2011:** Started all 16 games at left tackle...Anchored a line that surrendered just 25 sacks, a franchise-best and the third-lowest total in the NFL...(9/12) at DEN: Started season-opener and helped team rush for 190 yards...Blocked for Darren McFadden, who totaled 150 yards on the ground...(9/18) at BUF: Part of an offense that totaled 454 yards and did not allow a sack...(9/25) vs. NYJ: Part of a rushing attack that totaled 234 yards on the ground...Helped McFadden

rush for 171 yards...Blocked on a 1-yard touchdown dive...(10/2) vs. NE: Part of an offense that totaled 504 yards and did not allow a sack...(10/16) vs. CLE: Led

a unit that earned the Week 6 Top Protectors Award presented by Hall of Fame coach John Madden...(11/10) at SD: Helped offense record 489 total yards and 191 rushing yards...Blocked for Michael Bush, who rushed for 157 yards...Blocked on a 2-yard touchdown run by Bush in the first quarter...(11/20) at MIN: Held Jared Allen, the 2011 NFL sack leader, without a sack in a Raiders victory...Snapped Allen's 11-game sack streak...Blocked on a pair of short touchdown runs as Bush scored from

2 yards out and Carson Palmer scored on a 1-yard dive...(12/18) vs. DET: Part of an offense that totaled

## AT A GLANCE

- Last name is pronounced vell-DEER.
- Has started 26 straight games at left tackle.
- One of few NFL players to have started at both center and tackle, after starting in the middle in his NFL debut as a rookie.
- In 2010, he was named to NFL All-Rookie Team by The Sporting News.
- Selected by the Raiders in the third round (69th overall) of the 2010 NFL Draft.
- Three-time All-Great Lakes Intercollegiate Athletic Conference selection at Division II Hillsdale College, a south-central Michigan school that also produced Browns general manager Tom Heckert.



477 yards...(12/24) at KC: Led an offensive line that did not concede a sack in important OT win...(1/1/12) vs. SD: Blocked for Palmer, who totaled the third-highest passing total in franchise history, 417 yards...Part of a line that did not allow a sack.

**2010:** Saw action in all 16 games with 11 combined starts, at center (one) and tackle (10)...Named to NFL All-Rookie Team by The Sporting News...Helped offense set a franchise record by averaging 4.9 yards per rushing attempt...Key on a line that helped set a team record with three games of 500-plus yards of total offense...(9/12) at TEN: Started at center in NFL debut...Helped McFadden to 95 yards rushing...(10/24) at DEN: Made first career start at left tackle...Part of a record-breaking performance, helping team amass 508 yards of total offense and set franchise records for points (59), touchdowns (eight) and rushing touchdowns (five)...Blocked for a running game that totaled 328 yards and helped Jason Campbell pass for 204 yards...Paved the way for McFadden to rush for 165 yards and three touchdowns...(10/31) vs. SEA: Contributed to an offense that recorded its second straight 500-yard performance...Anchored a line that enabled Campbell to pass for 310 yards and McFadden to rush for 111...Team totaled 239 rushing yards...Blocked on a 4-yard touchdown run by Bush...(12/5) at SD: Helped McFadden rush for 97 yards...Blocked on a 4-yard touchdown run by Bush...(12/12) at JAC: Blocked for McFadden's 123-yard rushing performance...Helped spring McFadden for touchdown runs of 51 and 36 yards...Blocked for Campbell, who threw for 324 yards...(12/19) vs. DEN: Part of a unit that totaled 502 yards of offense and did not allow a sack...Helped McFadden rush for 119 yards and aided a rushing attack that totaled 264 yards on the ground...Blocked on two 1-yard touchdown dives by Bush...Also blocked on a 71-yard reverse for a touchdown by WR Jacoby Ford...(1/2/11) at KC: Helped Bush rush for 137 yards...Blocked on a 26-yard touchdown run by Bush and a 10-yard rushing score by Ford.

**COLLEGE:** A four-year starter, started 46 games at left tackle at Division II Hillsdale College in south-central Michigan...Three-time All-Great Lakes Intercollegiate Athletic Conference selection...An All-American in 2009, became the first Hillsdale player drafted by an NFL team since the Steelers chose WR Nate Johnson in 1980...The fifth overall Hillsdale player chosen, was the highest-drafted from his school since Green Bay picked

Chester Marcol during the second round in 1972... In final two seasons, produced 216 knockdowns, 30 touchdown-resulting blocks, 16 downfield blocks and an 85.5 percent grade for blocking consistency... Blocked for a 1,000-yard rusher in each of his four seasons...As a senior, earned first-team All-America honors from The NFL Draft Report and American Football Coaches Association...The Super Region III's top vote-getter in the balloting for the Gene Upshaw Award, given to the top small-college lineman...Started all 13 games at left tackle, leading a punishing ground attack that doubled its scoring output (36 touchdowns) from the previous season...Also provided stellar pass protection, giving up just two quarterback sacks on 442 pass plays...Led Chargers to a 10-3 record, as Hillsdale qualified for the NCAA Division II playoffs for the first time...Team captain as a junior, earning first-team All-GLIAC honors...As a sophomore, paved the way for a ground attack that featured a 1,000-yard runner as the Chargers scored 26 times on the ground...Earned starting spot at left tackle as a freshman, blocking for running back that rushed for 1,014 yards...Business management major.

**PERSONAL:** Attended Forest Hills Northern High School in Grand Rapids, Mich., earning team's Most Valuable Lineman and all-conference honors during his senior year...Also lettered twice in basketball, leading the team to a combined 34-10 record...Older brother, Aaron, played basketball at Hillsdale College...During December 2011, volunteered with Toys For Tots at the Raider Image of Southland Mall in Hayward, Calif...Spent time at the VA Palo Alto Health Care System in November 2011.

Jared Veldheer opened his rookie 2010 season in the starting lineup, at center. Over his first two years in the league, with Veldheer starting primarily at tackle, the Raiders have started four quarterbacks, but still rank eighth among NFL teams with just 69 sacks allowed.

1	Buffalo	57
2	Tampa Bay	62
3	Detroit	63
4	Houston	65
5	Kansas City	66
6	San Diego	68
	N.Y. Jets	68
8	Oakland	69
9	Dallas	70
10	Baltimore	73


## JARED VELDHEER'S NFL GAMES PLAYED/STARTED

Year	Team	GP	GS
2010	Oakland	16	11
2011	Oakland	16	16
NFL totals (two years)		32	27

ADDITIONAL STATISTICS: Miscellaneous tackles — 4 in 2010, 3 in 2011; NFL total: 7. Miscellaneous fumble recoveries — 1 in 2010.

## CAREER MILESTONES:

NFL debut: at Ten, 9/12/10. First NFL start: at Ten, 9/12/10 (center). Last start missed: at SF, 10/17/10.





73

**TACKLE**  
**HEIGHT: 6-5**  
**WEIGHT: 315**

**NFL SEASON: 3**  
**RAIDERS SEASON: 1**  
**COLLEGE: VIRGINIA TECH**  
**BORN: 3/12/87**  
**ACQUIRED: FA-12**

Selected by Buffalo Bills in fifth round (140th overall) of 2010 NFL Draft, April 24, 2010...Signed first contract, May 27, 2010...Placed on reserve/injured by Bills (thumb), Sept. 4, 2011...Waived from reserve/injured by Bills, Nov. 8, 2011...Signed by Oakland Raiders as free agent, May 2, 2012.

**CAREER:** Versatile offensive lineman, played in six games with Buffalo as a rookie in 2010.

**2011:** In training camp with the Bills...Waived/injured on 9/4 and spent season out of football.

**2010:** Played in six games as a rookie... (11/14) vs. DET: Made NFL debut.

**COLLEGE:** Played four years at Virginia Tech, starting his final 35 games...Began college career as a tight end before switching to tackle...Started 36 of 47 career games, making 27 starts at left tackle, eight starts at right tackle and one start at tight end...An All-Atlantic Coast Conference second-team selection as a senior, started all 13 games at left tackle...Helped offense rank 14th in the nation in rushing (208.2 yards per game)...Started all 14 games at left tackle as a junior...Started final eight games of sophomore season at right tackle...Part of an offense that averaged 330.5 yards per game...Saw action in 12 games with one start at tight end as a redshirt

freshman...Majored in apparel, housing and resource management.

**PERSONAL:** Attended Stone Bridge High School in Ashburn, Va. ...A three-year starter, was selected as Virginia Gatorade Player of the Year in 2004...Caught 30 passes at tight end as a senior, helping team to an 11-1 record...Named to the Virginia All-Group AA all-state squad by the Associated Press and VHS-CA...Earned All-Dulles District honors at both tight end and defensive end ...Parents, Robert and Nancy Wang, met as Chinese Olympians, a high-jumper and hurdler, respectively, who competed in the 1984 Los Angeles games before immigrating to the U.S. ...Brother, David, played guard at Virginia Tech.

### AT A GLANCE

- Selected by the Bills in the fifth round (140th overall) of the 2010 NFL Draft.
- An All-ACC selection as a senior, started his final 35 games at Virginia Tech.
- Father, Robert, was a high-jumper, and mother, Nancy, was a hurdler for the Chinese Olympic team. Both parents competed in the 1984 Los Angeles games before immigrating to the U.S.

dler, respectively, who competed in the 1984 Los Angeles games before immigrating to the U.S. ...Brother, David, played guard at Virginia Tech.

### ED WANG'S NFL GAMES PLAYED/STARTED

Year	Team	GP	GS
2010	Buffalo	6	0

### CAREER MILESTONES:

NFL debut: vs. Det., 11/14/10, with Bills. Last NFL game: at Mia, 12/19/10, with Bills.

### MILESTONE LEAGUE GAMES

Game	Date	Opponent	Site	Result	Head Coaches (Oak., Opp.)	Starting QBs (Oak., Opp.)
1	09/11/1980	Houston Oilers	Kear Stadium	L, 22-37	Eddie Erdelatz, Lou Rymkus	Tom Flores, George Blanda
50	10/27/1983	San Diego Chargers	Balboa Stadium	W, 34-33	Al Davis, Sid Gillman	Tom Flores, John Raley
100	09/17/1987	Boston Patriots	Oakland-Alameda County Coliseum	W, 35-7	John Rauch, Mike Holovak	Darley Lamonica, Babe Parilli
141*	09/20/1970	Cincinnati Bengals	Riverfront Stadium	L, 21-31	John Madden, Paul Brown	Darley Lamonica, Sam Wyche
200	10/06/1974	Cleveland Browns	Giants Stadium	W, 40-24	John Madden, Nick Skorich	Ken Stabler, Mike Phipps
300	12/21/1980	New York Giants	Giants Stadium	W, 33-14	Tom Flores, Ray Perkins	Jim Plunkett, Scott Brunner
400	01/02/1987	Seattle Seahawks	Kingdome	W, 37-14	Art Shell, Wade Phillips	Marc Wilson, Dave Krieg
500	11/22/1994	Denver Broncos	Los Angeles Memorial Coliseum	W, 33-30 (OT)	Tom Flores, Chuck Knox	Jeff Hostetler, John Elway
600	09/24/2000	Cleveland Browns	Network Associates Coliseum	W, 36-10	Jon Gruden, Chris Palmer	Rich Gannon, Tim Couch
700	11/06/2006	Seattle Seahawks	Owens Field	L, 0-16	Art Shell, Mike Holmgren	Andrew Walter, Seneca Wallace
800	12/02/2012	Cleveland Browns	O.co Coliseum			

\* First NFL game





52



**LINEBACKER**  
**HEIGHT: 6-2**  
**WEIGHT: 240**

**NFL SEASON: 5**  
**RAIDERS SEASON: 1**  
**COLLEGE: GEORGIA TECH**  
**BORN: 12/12/84**  
**ACQUIRED: UFA-12 (Ind.)**

Selected by Indianapolis Colts in third round (93rd overall) of 2008 NFL Draft, April 27, 2008...Signed first contract, July 24, 2008...Signed by Oakland Raiders as unrestricted free agent, April 2, 2012.

**CAREER:** Experienced, veteran linebacker, has seen playing time in 61 games with 24 starts...Has recorded 220 career tackles (141 solo) with two sacks and two forced fumbles...Started at LB in Super Bowl XLIV as a member of the Indianapolis Colts.

**2011:** Played in 13 games with 11 starts in final season with the Colts...Established a career high with 84 tackles (47 solo)...Added one sack and one forced fumble...Did not play due to foot injury for final three games of season...(9/18) vs. CLE: Made first 2011 start and forced a second-quarter fumble recovered by Colts, setting up a field goal...(10/3) at TB: Racked up 10 tackles (six solo)...(10/23) at NO: Posted second double-digit tackle game of season, totaling 10 stops (six solo)...(11/6) vs. ATL: Set a career high with 12 tackles (seven solo)...Added a Matt Ryan sack to force a third-quarter punt.

**2010:** Played in 15 games with six starts...Recorded 61 tackles (40 solo) and one pass defended...Posted 12 special-teams tackles...(11/28) vs. SD: Totaled a season-high 10 tackles (five solo)...(12/26) at OAK: Recorded a season-high three special-teams tackles...Postseason: (1/8/11) vs. NYJ: Recorded one special-teams tackle in AFC Wild Card game.

**2009:** Played in 16 games with seven starts, helping Colts to AFC championship...Totaled 61 tackles (42 solo), one sack, and one forced fumble...Also recorded 12 special-teams tackles...(11/1) vs. SF: Posted first career sack, dropping Alex Smith on final drive to preserve an 18-14 triumph...(11/15) vs. NE: Recorded seven tackles (three solo) and one forced fumble...(11/22) at BAL: Made first career start...(12/17) at JAC: Posted team-high 11 tackles (nine solo)...Postseason: (1/16/10) vs. BAL: Recorded one solo tackle in AFC Divisional game...(1/24/10) vs. NYJ: Posted five tackles (three solo) in AFC Championship...Super Bowl XLIV (2/7/10) vs. NO: Started at LB...Credited with one solo tackle.

**2008:** Played in all 16 games as a rookie...Totaled 14 tackles (12 solo) in reserve duty and on special teams...(9/7) vs. CHI: Made NFL debut...(11/9) at PIT: Recorded season-high three solo tackles on special teams...Postseason: (1/3/09) at SD: Notched a special-teams tackle in AFC Wild Card game.

**COLLEGE:** Played four years at Georgia Tech...Started 38 of 51 career games...Recorded 248 tackles

(138 solo), 35 stops for loss, 19 sacks, 14 passes defended, three forced fumbles, five fumble recoveries and four interceptions...Started 13 games at middle linebacker as a senior second-team All-ACC player, with 89 tackles (46 solo), six sacks, nine stops for losses, one forced fumble, two fumble recoveries and

five passes defended...Ranked second on team as a junior with 89 tackles (52 solo), along with nine sacks, 14½ stops for losses, one forced fumble, two fumble recoveries and five passes defended...A second-team All-America selection by Rivals.com, and second-team all-conference (league coaches)...As a sophomore, recorded 64 stops (36 solo), 11½ tackles for loss, four sacks, one forced fumble, one fumble recovery, four passes defended and four interceptions...Redshirted in 2004 after playing as a true freshman, when he saw time in 12 games and recorded six tackles (four solo)...Majored in management.

**PERSONAL:** Attended Shaw High School in Columbus, Ga. ...Was a 4-A first-team all-state choice...As team captain, posted 106 tackles, 34 for loss, and five forced fumbles as a senior...Helped team to state title as a sophomore.

### AT A GLANCE

- Has seen playing time in 61 games with 24 starts, recording 220 career tackles (141) with two sacks and two forced fumbles.
- Started at linebacker in Super Bowl XLIV against Saints.
- In college, was an All-American at Georgia Tech.

# PHILIP WHEELER

## PHILIP WHEELER'S NFL STATISTICS

Year	Team	GP	GS	TACKLES					INTERCEPTIONS					FUMBLES		
				Tot	Solo	Asst	Sk	Yds	No	Yds	Lg	TD	PD	FF	FR	Yds
2008	Indianapolis	16	0	14	12	2	0.0	0.0	0	0	0	0	0	0	0	0
2009	Indianapolis	16	7	61	42	19	1.0	0.0	0	0	0	0	1	1	0	0
2010	Indianapolis	16	5	61	40	21	0.0	0.0	0	0	0	0	1	0	0	0
2011	Indianapolis	13	11	84	47	37	1.0	6.0	0	0	0	0	0	1	0	0
NFL totals (four years)		61	23	220	141	79	2.0	6.0	0	0	0	0	2	2	0	0

### PLAYOFFS

Year	Team	GP	GS	Tot	Solo	Asst	Sk	Yds	No	Yds	Lg	TD	PD	FF	FR	Yds
2008	Indianapolis	1	0	1	1	0	0.0	0.0	0	0	0	0	0	0	0	0
2009	Indianapolis	3	3	6	4	2	0.0	0.0	0	0	0	0	0	0	0	0
2010	Indianapolis	1	0	1	0	1	0.0	0.0	0	0	0	0	0	0	0	0
Postseason		5	3	8	5	3	0.0	0.0	0	0	0	0	0	0	0	0

ADDITIONAL STATISTICS: Career sacks -- Matt Ryan, Alex Smith. Special-teams tackles -- 14 in 2008, 12 in 2009, 12 in 2010, 7 in 2011; NFL totals: 45.

## SINGLE-GAME HIGHS AND CAREER MILESTONES:

TACKLES: Total -- 12, vs. Atl., 11/6/11. Solo -- 7, twice; last: at Bal., 12/11/11. PASSES DEFENSED: 1, twice; last: at Phil., 11/7/10. SACKS: 1, twice; last: vs. Atl., 11/6/11.

NFL debut: vs. Chi., 9/7/08, with Colts. First NFL start: at Bal., 11/22/08, with Colts. First NFL sack: vs. SE, 11/1/09 (A.Smith), with Colts. Last sack: vs. Atl., 11/6/11 (M.Ryan), with Colts.

### 2008, INDIANAPOLIS

Date	Opp	GP	GS	Tot	So	As	Sk	Yd	Int	Yd	Lg	TD	PD	FF	FR
09/07	Chi-L	1	0	1	1	0	0.0	0.0	0	0	0	0	0	0	0
09/14	at Min-W	1	0	3	2	1	0.0	0.0	0	0	0	0	0	0	0
09/21	Jac-L	1	0	1	1	0	0.0	0.0	0	0	0	0	0	0	0
10/05	at Hou-W	1	0	0	0	0	0.0	0.0	0	0	0	0	0	0	0
10/12	Bal-W	1	0	0	0	0	0.0	0.0	0	0	0	0	0	0	0
10/19	at GB-L	1	0	0	0	0	0.0	0.0	0	0	0	0	0	0	0
10/27	at Ten-L	1	0	3	3	0	0.0	0.0	0	0	0	0	0	0	0
11/02	NE-W	1	0	0	0	0	0.0	0.0	0	0	0	0	0	0	0
11/09	at Pit-W	1	0	2	2	0	0.0	0.0	0	0	0	0	0	0	0
11/16	Hou-W	1	0	0	0	0	0.0	0.0	0	0	0	0	0	0	0
11/23	at SD-W	1	0	0	0	0	0.0	0.0	0	0	0	0	0	0	0
11/30	at Cle-W	1	0	0	0	0	0.0	0.0	0	0	0	0	0	0	0
12/07	Cin-W	1	0	2	2	0	0.0	0.0	0	0	0	0	0	0	0
12/14	Det-W	1	0	1	0	1	0.0	0.0	0	0	0	0	0	0	0
12/18	at Jac-W	1	0	0	0	0	0.0	0.0	0	0	0	0	0	0	0
12/28	Ten-W	1	0	1	1	0	0.0	0.0	0	0	0	0	0	0	0
08 TOTALS		16	0	14	12	2	0.0	0.0	0	0	0	0	0	0	0
01/03	at SD-L <sup>1</sup>	1	0	1	1	0	0.0	0.0	0	0	0	0	0	0	0

<sup>1</sup>AFC Wild Card playoff

### 2010, INDIANAPOLIS

Date	Opp	GP	GS	Tot	So	As	Sk	Yd	Int	Yd	Lg	TD	PD	FF	FR
09/12	at Hou-L	1	0	7	2	5	0.0	0.0	0	0	0	0	0	0	0
09/19	NYG-W	1	1	6	2	4	0.0	0.0	0	0	0	0	0	0	0
09/26	at Den-W	1	0	6	5	1	0.0	0.0	0	0	0	0	0	0	0
10/03	at Jac-L	1	1	4	4	0	0.0	0.0	0	0	0	0	0	0	0
10/10	KC-W	1	1	4	4	0	0.0	0.0	0	0	0	0	0	0	0
10/17	at Was-W	1	1	2	1	1	0.0	0.0	0	0	0	0	0	0	0
11/01	Hou-W	1	0	2	1	1	0.0	0.0	0	0	0	0	0	0	0
11/07	at Phil-L	1	0	0	0	0	0.0	0.0	0	0	0	0	0	1	0
11/14	Cin-W	1	1	3	2	1	0.0	0.0	0	0	0	0	0	0	0
11/21	at NE-L	1	0	5	3	2	0.0	0.0	0	0	0	0	0	0	0
11/28	SD-L	1	0	10	5	5	0.0	0.0	0	0	0	0	0	0	0
12/05	Bal-L	1	0	1	1	0	0.0	0.0	0	0	0	0	0	0	0
12/09	at Ten-W	1	0	4	4	0	0.0	0.0	0	0	0	0	0	0	0
12/19	Jac-W	1	0	2	2	0	0.0	0.0	0	0	0	0	0	0	0
12/26	at Oak-W	1	0	3	3	0	0.0	0.0	0	0	0	0	0	0	0
01/02	Ten-W	1	0	2	1	1	0.0	0.0	0	0	0	0	0	0	0
10 TOTALS		16	5	61	40	21	0.0	0.0	0	0	0	0	1	0	0
01/02	NYJ-L <sup>1</sup>	1	0	1	1	0	0.0	0.0	0	0	0	0	0	0	0

<sup>1</sup>AFC Wild Card playoff

### 2009, INDIANAPOLIS

Date	Opp	GP	GS	Tot	So	As	Sk	Yd	Int	Yd	Lg	TD	PD	FF	FR
09/13	Jac-W	1	0	0	0	0	0.0	0.0	0	0	0	0	0	0	0
09/21	at Mia-W	1	0	0	0	0	0.0	0.0	0	0	0	0	0	0	0
09/27	at Ari-W	1	0	1	0	0	0.0	0.0	0	0	0	0	0	0	0
10/04	Sea-W	1	0	0	0	0	0.0	0.0	0	0	0	0	0	0	0
10/11	at Ten-W	1	0	2	1	1	0.0	0.0	0	0	0	0	0	0	0
10/25	at St-L	1	0	1	1	0	0.0	0.0	0	0	0	0	0	0	0
11/01	Cin-W	1	0	5	3	2	1.0	0.0	0	0	0	0	0	0	0
11/08	Hou-W	1	0	4	2	2	0.0	0.0	0	0	0	0	0	0	0
11/15	NE-W	1	0	7	3	4	0.0	0.0	0	0	0	0	0	1	0
11/22	at Bal-W	1	1	4	4	0	0.0	0.0	0	0	0	0	0	0	0
11/29	at Hou-W	1	1	5	3	2	0.0	0.0	0	0	0	0	0	0	0
12/06	Ten-W	1	1	5	3	2	0.0	0.0	0	0	0	0	0	0	0
12/13	Den-W	1	1	3	2	1	0.0	0.0	0	0	0	0	0	0	0
12/17	at Jac-W	1	1	11	9	2	0.0	0.0	0	0	0	0	0	0	0
12/27	NYJ-L	1	1	6	4	2	0.0	0.0	0	0	0	0	0	0	0
01/03	at Bal-L	1	1	7	6	1	0.0	0.0	0	0	0	0	1	0	0
09 TOTALS		16	7	61	42	19	1.0	0.0	0	0	0	0	1	1	0
01/16	Bal-W <sup>1</sup>	1	1	1	1	0	0.0	0.0	0	0	0	0	0	0	0
01/24	NYJ-W <sup>2</sup>	1	1	5	3	2	0.0	0.0	0	0	0	0	0	0	0
02/07	vs. NO-L <sup>3</sup>	1	1	0	0	0	0.0	0.0	0	0	0	0	0	0	0

<sup>1</sup>AFC Divisional playoff; <sup>2</sup>AFC Championship; <sup>3</sup>Super Bowl XLIV.

### 2011, INDIANAPOLIS

Date	Opp	GP	GS	Tot	So	As	Sk	Yd	Int	Yd	Lg	TD	PD	FF	FR
09/11	at Hou-L	1	0	1	1	0	0.0	0.0	0	0	0	0	0	0	0
09/18	Cle-L	1	1	4	2	2	0.0	0.0	0	0	0	0	0	1	0
09/25	Pit-L	1	1	5	1	4	0.0	0.0	0	0	0	0	0	0	0
10/03	at TB-L	1	1	10	6	4	0.0	0.0	0	0	0	0	0	0	0
10/09	KC-L	1	1	4	0	4	0.0	0.0	0	0	0	0	0	0	0
10/16	at Cin-L	1	1	6	5	1	0.0	0.0	0	0	0	0	0	0	0
10/23	at NO-L	1	1	10	6	4	0.0	0.0	0	0	0	0	0	0	0
10/30	at Ten-L	1	1	4	3	1	0.0	0.0	0	0	0	0	0	0	0
11/06	Atl-L	1	1	12	7	5	1.0	6.0	0	0	0	0	0	0	0
11/13	Jac-L	1	1	6	2	4	0.0	0.0	0	0	0	0	0	0	0
11/27	Car-L	1	1	6	4	2	0.0	0.0	0	0	0	0	0	0	0
12/04	at NE-L	1	0	7	3	4	0.0	0.0	0	0	0	0	0	0	0
12/11	at Bal-L	1	1	9	7	2	0.0	0.0	0	0	0	0	0	0	0
12/18	Ten-W (inactive - foot)														
12/22	Hou-W (inactive - foot)														
01/01	at Jac-L (injured reserve - foot)														
11 TOTALS		13	11	84	47	37	1.0	6.0	0	0	0	0	0	1	0



61

**GUARD/CENTER****HEIGHT: 6-3****WEIGHT: 307****NFL SEASON: 2****RAIDERS SEASON: 2****COLLEGE: PENN STATE****BORN: 3/22/89****ACQUIRED: D2-11**

Selected by Oakland Raiders in second round (48th overall) of 2011 NFL Draft, April 29, 2011...Signed first contract, July 31, 2011.

**CAREER:** Versatile offensive lineman with Raider lineage, made an immediate impact in rookie season... Played in all 16 games at both guard and center in 2011...Helped line set a franchise record by allowing just 25 sacks on the season.

**2011:** Started all 16 games in first pro season, making 15 starts at left guard and one start at center...Named to the Pro Football Weekly All-Rookie Team...Helped Raiders rank seventh in the NFL in rushing...Part of a unit that conceded just 25 sacks, a franchise low and the third-lowest in the league...(9/12) at DEN: Started at left guard in NFL debut on Monday Night Football... Helped offense rush for 190 yards...Blocked for Darren McFadden, who totaled 150 yards on the ground...(9/18) at BUF: Helped offense total 454 yards...Part of

a unit that did not surrender a sack...(9/25) vs. NYJ: Voted Pepsi NFL Rookie of the Week on NFL.com...Helped clear the way for 234 rushing yards...Had a lead block on a fourth-quarter touchdown run that gave the Raiders a two-score lead...(10/2) vs. NE: Blocked for an offense that produced a season-high 504 total yards and did not allow a sack...(10/16) vs. CLE: Part of a group that earned the Week 6 Top Protectors Award presented by Hall of Fame coach John Madden...(11/10) at SD: Started at center in place of an injured Samson Satele...Part of an offense that racked up 489 total yards and 191 rushing yards...Blocked for Michael Bush, who rushed for 157 yards...Blocked on a 2-yard touchdown run by Bush...(11/20) at MIN: Blocked on touchdown runs of 2 yards by Bush and 1 yard by Carson Palmer...(12/18) vs. DET: Part of an offense that totaled 477 yards...(12/24) at KC: Led an offensive line that did not concede a sack in critical OT

win...(1/1/12) vs. SD: Blocked for Palmer, who passed for 417 yards, marking the third-highest total in franchise history...Line did not allow a sack.

**COLLEGE:** Played in 47 career games with 38 starts at Penn State...Started 38 of his final 39 games, starting 25 at right guard and 13 at center...Became the program's first three-time Academic All-American...As a senior, earned first-team All-America honors from the NFL Draft Report and the American Football Coaches Association...Added second-team All-America accolades from the Walter Camp Football Foundation and the Associated Press...Garnered CoSIDA/ESPN the Magazine Academic All-America honors...An All-Big Ten and Academic All-Big Ten first-team pick...Returned to right guard after starting at center during his

junior season...Part of a unit that led the conference and tied for 10th in the nation in fewest quarterback sacks allowed (0.85 per game)... Played center as a junior, earning All-America third-team honors from The NFL Draft Report and College Football News...Added Academic All-America honors for the second consecutive season and was a member of the AFCA/Allstate Good Works Team...Also garnered second-team all-conference, and first-team academic all-conference recognition...Part of a group that ranked second in the Big Ten in total offense (406.9 yards per game), the only Big Ten team that ranked in

### AT A GLANCE

- Name is pronounced STEFF-en wizz-NEW-skee.
- Started all 16 games in first pro season, making 15 starts at LG and one start at C.
- Named to the Pro Football Weekly All-Rookie Team.
- Selected by the Raiders in the second round (48th overall) of the 2011 NFL Draft.
- As a senior at Penn State, earned first-team All-America honors from the NFL Draft Report and the American Football Coaches Association.
- Father, Leo Wisniewski, lettered at Penn State from 1979-81 and played four seasons with the Baltimore/Indianapolis Colts after being selected in the second round of the 1982 NFL Draft.
- Uncle, Steve Wisniewski, was an All-America guard at Penn State and an eight-time NFL All-Pro during a 13-year career with the Raiders.

the top five of the conference's four primary offensive categories in 2009: Total offense, scoring (28.8 points per game), rushing (169.7 yards per game) and passing (237.2)...Blocked for QB Daryll Clark, who finished second in the conference in passing efficiency and threw a school-record 24 touchdown passes...



# STEFEN WISNIEWSKI

Offensive line ranked second in the Big Ten in fewest sacks allowed (1.31) and eclipsed 500 yards of total offense on four occasions, including a 512-yard effort in regular-season finale at Michigan State...As a sophomore, was second-team all-conference, starting 12 games...Also a second-team CoSIDA/ESPN the Magazine Academic All-American, one of a program-record five Nittany Lions so honored in 2008...Also earned first-team academic All-Big Ten accolades with a 4.0 grade-point average during the spring semester...Instrumental in Penn State ranking in the top 20 nationally in rushing, total offense and scoring offense...Eleven of his starts were at right guard, helping the Nittany Lions lead the Big Ten in total and scoring offense, finish second in rushing and third in passing offense...Blocked for tailback Evan Royster, who became Penn State's fourth consecutive 1,000-yard rusher...Also key in helping Penn State lead the Big Ten and rank fifth in the nation in fewest sacks allowed (1.0)...Helped the Lions gain more than 400 yards 10 times, including 410 against USC, the nation's top-ranked defense, in the 2009 Rose Bowl...Named to the Freshman All-Big Ten Conference team by The Sporting News...Appeared in eight games as a freshman, including the final seven contests at right guard...Became the first Penn State true freshman offensive lineman to start since 1999...Participated in 230 plays, helping the Nittany Lions average 400.1 yards per game of total offense...Secondary

education major.

**PERSONAL:** Attended Central Catholic High School in Pittsburgh, Pa. ...A two-time first-team all-state selection ...Received U.S. Army All-America honors...Also a member of the wrestling team...Selected to the National Honor Society...Father, Leo Wisniewski, lettered at Penn State from 1979-81 and played four seasons with the Baltimore/Indianapolis Colts after being selected in the second round of the 1982 NFL Draft...Uncle, Steve Wisniewski, was an All-America guard at Penn State and an eight-time NFL All-Pro during a 13-year career with the Raiders...Volunteered at the High School Player Development event in Oakland in May 2012...During December 2011, volunteered with Toys For Tots at the Raider Image of Southland Mall in Hayward, Calif. ...Visited Oakland Children's Hospital in December 2011...Volunteered at the November 2011 G-Fit Gatorade Clinic at the Google campus in San Francisco...Spent time volunteering with the Coronado After School Program in September 2011.

## STEFEN WISNIEWSKI'S NFL GAMES PLAYED/STARTED


Year	Team	GP	GS
2011	Oakland	16	16

## CAREER MILESTONES:

NFL debut: at Den., 9/12/11. First NFL start: at Den., 9/12/11 (guard).



# DRAFT CHOICES AND OTHER FREE AGENTS



# 2012



# TONY BERGSTROM

# 70



**OFFENSIVE LINE**  
**BORN:** 8/8/86  
**HT/WT:** 6-5 / 310  
**COLLEGE:** UTAH

Selected by Oakland Raiders in third round (95th overall) of 2012 NFL Draft, April 27, 2012.

**COLLEGE:** Started final 38 games at right tackle, playing in 48 career contests...As a senior, earned first-team All-Pac-12 honors after starting 12 games...Named to preseason watch lists for Outland Trophy and Lowe's Senior CLASS Award ...Graded a team-high and career-best 85 percent for blocking consistency...As a junior, named second-team All-Mountain West Conference by league's coaches and media...Started all 13 games at right tackle, grading out at 83 percent...Posted 15 touchdown blocks and 48 knockdowns as part of an offensive line that ranked 13th in the nation by allowing just 12 quarterback sacks...Had a season-high 87-percent grade and two touchdown-resulting blocks vs. San Diego State...Helped of-fense average 389 yards per game...Helped Utes rank 23rd nationally in scoring (33.08 points per game)...As a sophomore academic all-conference player, started all 13 games at right tackle...Produced 41 knockdowns and delivered 12 touchdown blocks...Helped Utes average 389.54 yards per game and allow just 20 sacks...Returned from his LDS mission and saw action in 12 games as a freshman...Earned first career start when he lined up at left tackle vs. UNLV, finishing with two knockdowns and one touchdown block...Named to honor roll and academic all-conference...Chemical engineering major.

**PERSONAL:** Attended Skyline High School in Salt Lake City, Utah...An all-state selection in 2004, adding Region III Player of the Year and team Most Valuable Player honors, also served as team captain...Led team to region title and state semifinals...Led team to state fi-

nals as a sophomore and junior...Also lettered three years in basketball and twice in track...A three-time honor-roll student and an academic all-state pick, also received a Scholar Leader Athlete nomination from the National Football Foundation and College Hall of Fame ...Served an LDS mission for two years...Cousin Ryan Roberts, plays for the Arizona Diamondbacks...Brother-in-law, Paul Kruger, the Ravens' second-round selection in the 2009 NFL Draft, starts on the Baltimore defensive line...Married with a daughter.

## AT A GLANCE

- The first player drafted in the tenure of General Manager Reggie McKenzie, selected as the last pick in the third round, a compensatory selection awarded by the NFL.
- Closed his college career by starting 38 straight games over his final three seasons.
- After serving a two-year mission, is the oldest Raiders rookie; will be 26 when Oakland opens its season.
- Brother-in-law, Paul Kruger, enters his fourth NFL season with the Baltimore Ravens.

second-round selection in the 2009 NFL Draft, starts on the Baltimore defensive line...Married with a daughter.

## TONY BERGSTROM'S DIVISION I GAMES PLAYED/STARTED

Year	Team	GP	GS
2008	Utah	10	1
2009	Utah	13	13
2010	Utah	13	13
2011	Utah	12	12
College totals (four years)		48	39





96

**DEFENSIVE TACKLE**  
**BORN: 12/13/89**  
**HT/WT: 6-5 / 320**  
**COLLEGE: GEORGIA STATE**

Selected by Oakland Raiders in sixth round (189th overall) of 2012 NFL Draft, April 28, 2012.

**COLLEGE:** A two-year starter at Georgia State, after transferring from Eastern Arizona Junior College,

primarily played at defensive tackle but also saw action at defensive end...Recorded 10 career sacks, establishing the program record, and 16 tackles for loss...Led team with five sacks and nine tackles for loss in final collegiate season, 2011...Collected 38 tackles, one pass defended, one fumble recovery and one forced fumble...Recorded two key plays in win over South Alabama, a stop on fourth-and-goal and a forced fumble at the 6-yard line...Had two tackles for loss against Murray State...Named preseason all-independent by Phil Steele...As a junior, led team with five sacks in first season at Georgia State...Had seven tackles for loss and two forced fumbles...Credited with 26 solo tackles and 25 assists...Started every game...Voted the team's Outstanding Defensive Lineman by his teammates...Had key fourth-quarter sack in win over Campbell and posted a season-high six tackles in the game...Registered a sack and caused a fumble in fourth quarter of win over N.C. Central...Recorded a career-high seven tackles at Old Dominion...Posted 27 tackles at Eastern Arizona in 2009.

**PERSONAL:** Attended St. Patrick's High School in Ottawa, Ontario, Canada...Played only one year of

football...A four-year letterman and second-team all-region selection in basketball...Born in Angola, in Southwest Africa, also has lived in France and Brazil...Speaks fluent French and other languages...Father is an Angolan diplomat.

### AT A GLANCE

- Last name is pronounced bill-oo-KEE-dee.
- The first player from Georgia State drafted by an NFL team, had 10 career sacks in two years.
- Born in Angola, Africa, the country for which his father is still a diplomat. Also has lived in France and Brazil before playing high-school football in Canada. Speaks several languages.



### CHRISTO BILUKIDI'S DIVISION I STATISTICS

Year	Team	GP	GS	TACKLES					INTERCEPTIONS					FUMBLES		
				Tot	Solo	Asst	Sk	Yds	No	Yds	Lg	TD	PD	FF	FR	Yds
2010	Georgia State	11	11	51	26	25	5.0	23.0	0	0	0	0	0	2	0	0
2011	Georgia State	11	10	38	24	14	5.0	31.0	0	0	0	0	1	1	1	0
College totals (two years)		22	21	89	50	39	10.0	54.0	0	0	0	0	1	3	1	0

Tackles for loss: 7 in 2010, 9 in 2011; College total: 16



## MILES BURRIS

56

**LINEBACKER**  
**BORN:** 6/27/88  
**HT/WT:** 6-2 / 240  
**COLLEGE:** SAN DIEGO STATE

Selected by Oakland Raiders in fourth round (129th overall) of 2012 NFL Draft, April 28, 2012.

**COLLEGE:** A two-time All-Mountain West first-team selection at San Diego State, was named the 2010 SDSU Student-Athlete of the Year...Also garnered academic all-conference honors three times...

A preseason first-team all-conference choice by Athlon Sports, Blue Ribbon, Lindy's Sports, Mountain West media, Phil Steele and The Sporting News, also was rated No. 7 nationally at his position by Lindy's...

As a senior, named first-team All-Mountain West for by coaches and media...Led team with 78 tackles, including 46 solo stops 19½ tackles for loss and eight sacks...Recovered three fumbles...As a junior in 2010, named first-team All-Mountain West by coaches and media, and Phil Steele...His team's co-defensive player of the year, led the MW with 9½ sacks, tied for seventh in program single-season history...Led team with 80 tackles...Had a standout effort in the conference opener against BYU, recording a pair of sacks, forcing a fumble and ending up with six tackles...Against Colorado State, posted career-high marks in tackles (10), sacks (two), tackles for loss (four) and forced fumbles (two) to earn MW Defensive Player of the Week honors...Made six total tackles with one TFL in the Poinsettia Bowl win over Navy...Team's second-leading tackler with 58 stops as a sophomore...Ranked third on the team in tackles for loss with six...Started all 12 contests...As a freshman, saw first playing time against Cal Poly and Notre Dame, on special teams...Business management major.

**PERSONAL:** Attended Granite Bay (Calif.) High School, a two-hour drive from the Oakland-Alameda County Coliseum...A two-time All-Metropolitan League selection, was Granite Bay's Defensive Player of the Year following both junior and senior campaigns...

As a senior, recorded 120 tackles and added 6½ sacks to become Granite Bay's all-time leading tackler...As a junior, tallied 90 stops, including three sacks, and four fumble recoveries...Ranked as the nation's No. 30 inside-linebacker prospect by Rivals.

com...Father, Jim, played football at Oregon State...Volunteered his time for Take a Stand at the Biletnikoff Golf Tournament in June 2012.

## AT A GLANCE

- Twice earned first-team all-conference honors as a three-year starter at San Diego State.
- Named SDSU Student Athlete of the Year
- Grew up in Granite Bay, Calif., a two-hour drive from the O.co Coliseum.
- Father, Jim, played football at Oregon State.

## MILES BURRIS' DIVISION I STATISTICS

Year	Team	GP	GS	TACKLES					Yds	INTERCEPTIONS					FUMBLES		
				Tot	Solo	Asst	Sk			No	Yds	Lg	TD	PD	FF	FR	Yds
2008	San Diego State	12	0	19	11	8	0.0	0.0		0	0	0	0	0	0	0	0
2009	San Diego State	12	12	58	30	28	1.5	9.0		0	0	0	0	0	0	0	0
2010	San Diego State	13	13	80	54	26	9.5	61.0		0	0	0	0	0	4	0	0
2011	San Diego State	13	13	78	46	32	8.0	60.0		0	0	0	0	1	0	3	0
College totals (four years)		50	38	235	141	94	19.0	130.0		0	0	0	0	1	4	3	0

Tackles for loss: 1½ in 2008, 6 in 2009, 20 in 2010, 18 in 2011; College total: 46½



91



**DEFENSIVE END**  
**BORN: 9/7/88**  
**HT/WT: 6-5 / 281**  
**COLLEGE: PENN STATE**

Selected by Oakland Raiders as first of two fifth-round choices (158th overall) in 2012 NFL Draft, April 28, 2012.

**COLLEGE:** Played four years at Penn State...As a senior, played and started all 13 games and totaled 42

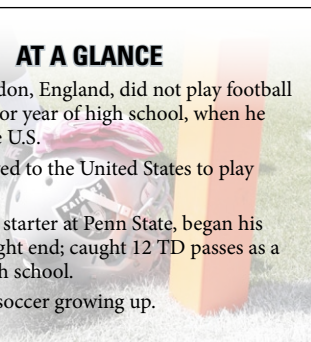
stops with 7½ tackles for loss...Added 6½ sacks, six passes defended and two fumble recoveries...Had six tackles and two sacks against Ohio State...Recorded a season-high seven tackles at Northwestern... Played in 10 games with seven starts as a junior, when he compiled 14 stops, with 4½ tackles for loss and two sacks...Had two stops at No. 1 Alabama...After missing three games with a foot injury, returned for a comeback win over Northwestern...Recorded a sack at Ohio State and returned to the starting lineup against Indiana...Played on 70 snaps against Florida in the 2011 Outback Bowl...As a sophomore, started every game at defensive end and was among the Big Ten leaders in minus-yardage plays as a sophomore... Ranked ninth in the Big Ten in tackles for loss (14½) and 10th with 5½ sacks...Earned honorable-mention all-conference honors... Totaled 31 tackles, and tied for the team lead with two fumble recoveries, along with one forced fumble and three pass breakups...Made first career start, against Akron, recording two tackles for loss and one sack...Had a tackle for loss in Capital One Bowl win over LSU...During his true freshman season, 2008, saw action at defensive tackle and tight end...Totaled four tackles with two pass breakups.

**PERSONAL:** Attended St. Augustine High School in Longport, N.J. ...Rated No. 15 defensive end in the

nation by Scout.com... Also played tight end... Earned all-area and All-Parochial honors...Had 12 touchdown receptions as a senior...Also played basketball and soccer... Born in London, England...Moved to the United States while in high school before 2005 junior season, his first year of football.

### AT A GLANCE

- Born in London, England, did not play football until his junior year of high school, when he moved to the U.S.
- Initially moved to the United States to play basketball.
- A three-year starter at Penn State, began his career as a tight end; caught 12 TD passes as a senior in high school.
- Also played soccer growing up.



### JACK CRAWFORD'S DIVISION I STATISTICS

Year	Team	GP	GS	TACKLES					Yds	INTERCEPTIONS					FUMBLES		
				Tot	Solo	Asst	Sk			No	Yds	Lg	TD	PD	FF	FR	Yds
2008	Penn State	13	0	4	3	1	0.0	0.0	0	0	0	0	0	2	0	0	0
2009	Penn State	13	13	31	13	18	5.5	44.0	0	0	0	0	3	1	2	0	0
2010	Penn State	10	7	14	4	10	2.0	10.0	0	0	0	0	0	0	0	0	0
2011	Penn State	13	13	40	18	22	6.5	39.0	0	0	0	0	6	0	1	0	0
College totals (four years)		49	33	89	38	51	14.0	93.0	0	0	0	0	11	1	3	0	0

Tackles for loss: 14 ½ in 2008, 4 ½ in 2010, 7 ½ in 2011; College total: 26.5





# JURON CRINER

# 84

**WIDE RECEIVER**  
**BORN: 12/12/89**  
**HT/WT: 6'3" / 221**  
**COLLEGE: ARIZONA**

Selected by Oakland Raiders as second of two fifth-round selections (168th overall) of 2012 NFL Draft, April 28, 2012.

**COLLEGE:** Played four years at Arizona...Saw action in 50 games with 31 starts...Totaled 209 receptions for 2,859 yards and 32 touchdowns...Added 125 yards on 17 rushing attempts...Finished fourth in school history in career receptions, fourth in career receiving yards, and third in single-season receiving yards with 1,233 in 2010...Set the school's career record in touchdown receptions, tying for second in Pac-12 Conference history...Recorded 82 receptions in 2010 to rank fourth on the single-season program list...Had 75 catches in 2011 to rank sixth on the Arizona single-season chart...Earned all-Pac-12 Conference second-team honors from The NFL Draft Report as a senior...Started 11 games and led team with 75 catches for 956 yards and 11 touchdowns...Totaled 10 receptions for 101 yards with three touchdowns against UCLA...Had 11 receptions the following week against Washington, totaling 116 yards and two touchdowns...Finished with nine catches for 134 yards, including a game-winning 23-yard touchdown reception, against Arizona State...As a junior, earned All-America second-team honors from The NFL Draft Report, CBS Sports and Sports Illustrated...An All-Pac-10 first-team pick, led the conference and ranked 19th in the nation with an average of 6.3 receptions per game...Average of 94.8 receiving yards per contest also led the conference and placed seventh nationally...Led the team with a career-high 82 receptions,

the fourth-highest total in a season by a Wildcat...Had 1,233 receiving yards and tied a program record with 11 touchdowns...Totaled 12 catches for 179 yards and a touchdown against Oregon State...Had nine receptions against Oklahoma State in the Alamo Bowl...

As a sophomore, played in all 13 games and ranked second on the team with 45 receptions for 582 yards and nine touchdowns...Appeared in 13 games as a true freshman...Family studies and human development major.

**PERSONAL:** Attended Canyon Springs High School in Las Vegas, Nev. ...Two-time all-state selection as a wide receiver...Named to the Las Vegas Sun All-Decade Team in January 2010...Also selected first-team Class 4A All-Sunrise Region...Prep Star All-West choice...Led the state with 58 receptions for 1,631 yards and 25 touchdowns as a senior year...Also the team's leading scorer with 172 points, including 10 two-point conversion catches in 2007...As a junior, credited with 36 catches for 788 yards...Also lettered in basketball.

## AT A GLANCE

- Name is pronounced jurr-AHN CRY-ner.
- Established Arizona career record with 32 receiving touchdowns, breaking Theo Bell's 36-year-old mark.
- As a junior All-American, led the Pac-10 in receptions per game.
- Considered one of the top players ever produced by Las Vegas, named to the Las Vegas Sun's all-decade team in 2010.

## JURON CRINER'S DIVISION I STATISTICS

Year	Team	GP	GS	RECEIVING					RUSHING				
				No	Yds	Avg	Lg	TD	Att	Yds	Avg	Lg	TD
2008	Arizona	13	3	7	88	12.6	39	1	0	0	0.0	0	0
2009	Arizona	13	5	45	582	12.9	71	9	8	63	7.9	15	0
2010	Arizona	13	12	82	1,233	15.0	65	11	8	66	8.3	21	0
2011	Arizona	11	11	75	956	12.8	40	11	1	0	0.0	0	0
College totals (four years)		50	31	209	2,859	13.7	85	32	17	129	7.6	21	0

Special teams tackles: 2 in 2008, 1 in 2009, 1 in 2010, 1 in 2011; College total: 5  
 Advanced a fumbled kickoff 24 yards in 2011



RAIDERS.COM

54

**LINEBACKER**  
**BORN: 3/14/88**  
**HT/WT: 6-2 / 240**  
**COLLEGE: PENN STATE**

Selected by Oakland Raiders in seventh round (230th overall) of 2012 NFL Draft, April 28, 2012.

**COLLEGE:** Played four years at Penn State and did not miss a game, playing in all 52 games from 2008-11...As a senior, played in 13 games and started nine – the season's final nine contests – and ranked third on the team with 80 tackles...Had 5½ tackles for loss and two sacks...Also totaled five passes defended and two fumble recoveries...As a junior, played in every game and made seven starts...Ranked third on team with 73 tackles, with 6½ tackles for loss and two sacks...Also had one interception, a forced fumble and four pass breakups...Had a team-high 10 tackles against Indiana...Matched that total against Michigan State and added a forced fumble...Named Academic All-Big for the third time...As a sophomore, totaled 31 tackles and first career interception...Played in every game as a freshman...Recorded 21 tackles and blocked two punts...Sociology major.

**PERSONAL:** Attended State College Area (Pa.) High School...Rated among the nation's top 10 defensive end/outside linebacker prospects in 2006...Named Pennsylvania Defensive Player of the Year and the Mid-Penn Defensive MVP as a senior...Selected first-team Associated Press all-state as a junior and senior...Made

60 tackles with eight sacks as a senior...Added 91 career receptions as a tight end and wide receiver...Had

39 catches for 624 yards and eight touchdowns as a senior...A Big-33 selection in 2007...Led team to 2006 Pennsylvania Class AAAA state semifinals...Was a two-year starter in both basketball and lacrosse... Brother, Jonathan, played in 30 NFL games from 2009-10 with the Buffalo Bills...Uncle, Jeff Hostetler, played quarterback for the Raiders from 1993-96 and also played for the New York Giants and Washington

Redskins...Volunteered with the Biletnikoff Golf Tournament for Take a Stand during June 2012.

### AT A GLANCE

- Last name is pronounced STOO-par.
- A two-year starter, did not miss a game in four years at Penn State, playing in all 52 contests from 2008-11.
- According to pro-football-reference.com, became the 64th Penn State linebacker ever drafted by an NFL team, a group that includes former Raiders Matt Millen and Rob Holmberg.
- Brother, Jonathan, played for the Buffalo Bills, while uncle, Jeff Hostetler, was a starting quarterback for the Raiders.

### NATHAN STUPAR'S DIVISION I STATISTICS


Year	Team	GP	GS	TACKLES				Yds	INTERCEPTIONS					FUMBLES		
				Tot	Solo	Asst	Sk		No	Yds	Lg	TD	PD	FF	FR	Yds
2008	Penn State	13	0	21	10	11	0.0	0.0	0	0	0	0	1	0	0	0
2009	Penn State	13	0	31	16	15	1.0	1.0	1	17	17	0	1	0	0	0
2010	Penn State	13	7	73	35	38	2.0	9.0	1	31	31	0	5	1	0	0
2011	Penn State	13	9	80	39	41	2.0	13.0	2	24	24	0	5	0	2	0
College totals (four years)		52	16	205	100	105	5.0	23.0	4	72	31	0	12	1	2	0

Tackles for loss: 1 in 2008, 1½ in 2009, 6½ in 2010 5½ in 2011; College total: 14½  
 Blocked 2 punts in 2008



## 37 CONROY BLACK

**CB | 6-0 | 187 | Rookie | Utah | 10/31/88**



Signed by Raiders as non-drafted free agent, May 4, 2012...Played two years at Utah after transferring from Fullerton College...Played in 26 career games at Utah with 13 starts...Totaled 58 tackles, five interceptions, seven passes de-

fensed and one sack...Earned honorable-mention All-Pac-12 honors as a senior in 2011...Started all 13 games, recording four interceptions, tied for conference lead...Posted 39 tackles and four passes defended...Against UCLA, recorded two interceptions, one returned 67 yards for a touchdown...Played in all 13 games as a redshirt junior...Posted 19 tackles, one sack, one interception and three passes defended...At Fullerton, served as team captain...Posted 17 solo tackles...In 2008, returned an interception for a touchdown and had three passes defended...Also an all-conference selection in track, competed in the 100 and 200 meters...Studied human development and family studies...Attended Everglades High School in Miramar, Fla. ... Named second-team all-state by the Sun-Sentinel and the Miami Herald...Recorded 13 interceptions in three years, including five in both his sophomore and junior seasons...Helped Everglades win the 6A District II championship in 2005...Also lettered in track.

## 57 KAELIN BURNETT

**LB | 6-4 | 240 | Rookie | Nevada | 9/6/89**



First name is pronounced KAY-linn...Signed by Raiders as non-drafted free agent, May 4, 2012...Played three years at Nevada after transferring from Delta State...Saw action in 38 career games...Posted 93 tackles (41 solo), 10 sacks,

three forced fumbles, one fumble recovery and one pass defended...Converted to defensive end prior to redshirt senior season, when he played in 13 games, and recorded career highs with 51 tackles

(20), five sacks and 11 tackles for loss...As a junior, saw time in all 13 regular-season games as well as the Kraft Fight Hunger Bowl, on defense and special teams ...Credited with 30 tackles in 2010, including 4½ for loss, and had two sacks against Boston College in the bowl...Played in 11 games as a sophomore, as both an outside linebacker and lineman...Recorded 12 tackles, including 1½ sacks, a forced fumble and a blocked punt...Sat out 2008 after transferring...At Delta State, played in all 12 games with 20 tackles, one sack and two passes defended as a true freshman...Studied business administration...Attended Mayfair High School in Lakewood, Calif. ...A three-year letterman, garnered first-team All-Suburban League honors as a senior in 2006...Also a multi-year letterman in track, competed in hurdles and high jump...Brother, Kevin, starts at linebacker for the Dolphins, now in his eighth NFL season after the Cowboys selected him in the second round of the 2005 NFL Draft.

## 8 EDDY CARMONA

**K/P | 5-10 | 205 | Rookie | Harding | 9/4/88**



Signed by Raiders as non-drafted free agent, May 14, 2012...Played one year at Harding after transferring from Central Arkansas...In 2011, averaged 38.3 yards per punt and led team with 76 points as a kicker...Made 46-of-49 PAT attempts

and was 10-of-13 on field goals...Kicked a 62-yard field goal against East Central...Named first-team All-Great American Conference and second-team All-Super Region 4...Two-time All-Southland Conference selection at Central Arkansas...Ranked among UCA's all-time top five in scoring, extra points and field goals...Connected on 9-of-15 field goals and 35-of-38 PATs in 2010...Punted 55 times for a 39.8-yard average...Placed 15 punts inside the 20-yard line...Made 16-of-20 field goals and 37-of-37 PATs in 2009...Hit 13-of-19 field goals and 53-of-57 PATs in 2008...Attended Charleston (Ark.) High School ...Two-time all-state selection... Named MVP of the 2005 state championship game...Three-time all-conference honoree and two-time Associated Press Super Team choice... First-team Arkansas Democrat Gazette Super Team selection...Kicked a 51-yard field goal...Averaged 40.3 yards per punt...Born in Monterrey, Mexico.






# 89

## DEREK CARRIER

WR | 6-4 | 239 | Rookie | Beloit | 7/25/90



Signed by Raiders as non-drafted free agent, May 4, 2012...Played four years at Beloit, setting numerous program receiving records...Established Beloit career marks with 189 receptions, 3,111 receiving yards and 29 touch-

downs...Named first-team All-Midwest Conference for two straight seasons...Posted 15 100-yard receiving games in three years...Broke single-season program records with 75 receptions for 1,250 yards as a senior...Also hauled in 12 touchdown passes to tie own program record...Averaged 125 receiving yards per game...As a junior, totaled 64 receptions for 1,044 yards, and established program record with 12 touchdown receptions...Led team in scoring with 72 points...Set a career-best with an 82-yard reception...Ranked third on team with 34 receptions for 600 yards and four touchdowns...Posted 16 catches for 217 yards as a freshman...Also played two years of basketball at Beloit, starting 21 games and averaging 8.3 points per game...Attended Edgerton (Wis.) High School...Was a two-year starter in football...Also a three-year starter in baseball as a center fielder, and basketball.

# 13

## BRANDON CARSWELL

WR | 6-1 | 201 | Rookie | USC | 5/22/89



Signed by Raiders as non-drafted free agent, May 4, 2012...Played four years at USC, totaling 40 career receptions for 386 yards with two touchdowns...As a senior, saw action in 12 games with two starts and recorded 18 recep-

tions for 153 yards and one touchdown...Averaged 8.5 yards per catch...As a junior, appeared in all 13 games and recorded 16 catches for 205 yards and one touchdown...Against Virginia, hauled in two passes for 14 yards, including an 11-yard touchdown...Added three catches for 63 yards against Washington State...As a sophomore, appeared in

nine games and totaled five catches for 21 yards...As a redshirt freshman, played in 11 games as a reserve wide receiver and backup punt returner...Appeared in 11 games...Caught one pass for 7 yards, returned five punts for 31 yards, and had a tackle...Studied psychology...Attended Milpitas (Calif.) High School...As a quarterback, threw for 1,406 yards and 15 touchdowns, while running for 1,503 yards with 19 touchdowns...Also played receiver, catching 13 passes for 364 yards...Named Super Prep and EA Sports All-America, in addition to Super Prep All-Far West, Prep Star All-West, Cal-Hi Sports all-state, Long Beach Press-Telegram Best in the West, Tacoma News-Tribune Western 100, San Francisco Chronicle All-Metro and San Jose Mercury News all-area honors...Had 11 interceptions as a cornerback his senior year, when MHS won the 2006 CIF Central Coast Section large-school championship...As a junior, had 32 receptions for 711 yards and 11 touchdowns as a wide receiver.

# 98

## JAMIE CUMBIE

DT | 6-6 | 297 | First year | Clemson | 2/18/88




Last name is pronounced KUMM-bee...Signed by Raiders as non-drafted free agent, July 31, 2011...Waived by Raiders, Sept. 3, 2011...Re-signed by Raiders to practice squad, Sept. 5, 2011...Re-signed by Raiders as reserve/future free agent, Jan. 3,

2012...Played in 36 career games at Clemson, totaling 5½ sacks...Played in 13 games, totaling 53 tackles in final season...Suffered injury in first game of 2008 campaign, prior to a medical hardship waiver...Started three games in 2007, posting 10 hurries...Recorded sacks against Florida State and Wake Forest...Had at least one hurry in eight games...Played in nine games as a freshman...Sociology major...Attended Morris (Ill.) High School...A Parade and USA Today All-American, was ranked the No. 3 prospect in state by Rivals.com and No. 6 defensive end in nation by CollegeFootballNews.com...A Chicago Sun-Times and Chicago Tribune all-state selection, garnered Chicagoland Defensive Player of the Year...Totalled 34 receptions for 605 yards and five touchdowns as a tight end...Led team to undefeated record and state championship...Had 70 tackles, six sacks and 300 receiving yards as a junior...Named all-area and all-conference...Also pitched as a member of the baseball team...Volunteered at the Madden-Marriucci Battle of the Bay in June 2012.

# 94

## WAYNE DORSEY

DE | 6-6 | 280 | Rookie | Mississippi | 10/9/88




Signed by Raiders as non-drafted free agent, May 14, 2012...Played two years at Mississippi after transferring from Mississippi Gulf Coast Community College...Started six games as a senior and led team with three sacks, despite hav-

ing season cut short due to broken arm against eventual national champion Alabama...Tied for team lead with five tackles for loss...Recorded first career interception and posted a sack against Southern Illinois...Set a career high with five tackles (three solo) against Vanderbilt...Finished with four tackles (three) and a sack against the Crimson Tide...Played in all 12 games with four starts as a junior...Totaled 12 stops, including four tackles for loss...Recorded first sack, against Fresno State...Ranked as the No. 1 junior-college recruit in the nation by Scout.com, and the No. 15 JUCO player in the nation by Rivals.com...Helped lead team to a 10-2 record and a No. 8 national ranking as a sophomore...Totaled 30 tackles and five sacks in just six games at defensive end in 2009...Led team with 10 sacks as a freshman in 2008...Attended Southwestern High School in Baltimore, Md. ...Earned second-team all-city honors in basketball from the Baltimore Sun as a senior.

# 81

## KYLE EFAW

TE | 6-4 | 250 | Rookie | Boise State | 3/13/88



Last name is pronounced E-faw...Signed by Oakland Raiders as non-drafted free agent, May 14, 2012...Played four years at Boise State, seeing action in 53 games...Totaled 103 career receptions for 1,269 yards and 13 touchdowns...Played

in 13 games with eight starts as a senior, when he tied a career high with 31 catches, for 264 yards, and set a career high with seven touchdowns...Named honorable-mention All-Mountain West Conference...Had a career-high six receptions

against Georgia...Named to the watch list for the Mackey Award, presented annually to the nation's most outstanding tight end...Played in all 13 games as a junior, totaling 24 catches for 299 yards and five touchdowns...Recovered a fumble in the end zone for a touchdown against Louisiana Tech...Had two receiving touchdowns against both New Mexico State and Utah State...Named to the Western Athletic Conference all-academic team...Played in all 14 games as a sophomore, with 31 receptions for 444 yards...Named Offensive Player of the Game at the Tostitos Fiesta Bowl, where he had a 29-yard catch on a fake punt that led to Broncos' winning touchdown against TCU...Played in 13 games as a freshman, hauling in 17 passes for 262 yards...Studied business...Attended Capital High School in Boise, Idaho...Named all-region by PrepStar...In three seasons, caught 89 passes for 1,210 yards and 14 touchdowns...Also rushed for 149 yards and one touchdown on 14 carries...On defense, posted 149 tackles and 10 interceptions...Also averaged 35 yards per attempt as a punter...As a senior, named first-team all-state and first-team All-Southern Idaho Conference as a tight end, defensive back and punter as a senior...Totaled 53 receptions for 675 yards and 10 touchdowns...As a junior, named first-team all-state and first-team All-SIC at defensive back...A first-team All-SIC and second-team all-state selection in basketball...Earned All-SIC honors in baseball and all-conference academic honors in football, basketball and baseball.

# 64

## DOMINIQUE HAMILTON

DT | 6-5 | 315 | Rookie | Missouri | 1/18/89



Signed by Raiders as non-drafted free agent, May 4, 2012...In four years at Missouri, played in 46 games with 32 starts...Recorded 140 stops (60 solo), 6½ tackles for loss and one forced fumble...As a senior, started all 13 games and ranked third

on team with three sacks...Added a career-high 56 tackles (24 solo), three passes defended and one blocked kick...Named All-Big-12 by the conference media...Had season cut short due to injury as a junior, starting seven games...Posted 20 tackles (eight solo) and two tackles for loss, including 1½ sacks...As a sophomore, played in 13 games and started the final 12 contests at defensive tackle...Posted 46 tackles, 5½ behind the line including one sack, and one safety...As a freshman, played in 13 games and posted 18 tackles in reserve duty...Also



recorded one forced fumble and one pass defensed...Attended Chapin High School in El Paso, Texas...Ranked by SuperPrep as the nation's No. 29 defensive-tackle prospect ...Earned honorable-mention all-state status as a senior, when he picked up first-team all-district honors after totaling 90 tackles and eight sacks...Named second-team all-district as a junior after posting 70 tackles and four sacks.

## 42 AARON HENRY

**S | 6-0 | 208 | Rookie | Wisconsin | 11/28/88**




Signed by Raiders as non-drafted free agent, May 4, 2012...Played four years at Wisconsin, seeing action in 52 games with 32 starts...Compiled 181 tackles (128 solo), seven interceptions, 23 passes defensed, seven tackles for loss and

4½ sacks...Started all 14 games as a senior, when he established career highs with seven interceptions and 67 tackles (44 solo)...Named first-team All-Big Ten by the conference coaches, and honorable-mention all-conference by media, in addition to academic all-conference recognition ...As a junior, selected second-team All-Big Ten by coaches, and honorable-mention All-Big Ten by media, after transitioning from cornerback to safety and starting all 13 games...Recorded two interceptions and career-high nine passes defensed...Also posted 58 tackles (47 solo) and recovered three fumbles, returning one for a touchdown...As a sophomore, earned academic All-Big Ten and played in all 13 games with three starts...Credited with 18 tackles (11 solo) and four passes defensed...Missed sophomore year due to injury...As a freshman, played in 12 games with two starts...Named honorable-mention Freshman All-America and first-team Freshman All-Big Ten by The Sporting News...Recorded one interception and three passes defensed...Studied consumer affairs...Attended Immokalee (Fla.) High School...Rated as No. 22 cornerback in the nation and among top 50 players in Florida...A Class 3A all-state selection, also named Naples Daily News Defensive Player of the Year after helping team to a 10-0 record...Registered 12 receptions for 483 yards and six touchdowns as a senior, in addition to 21 punt returns for 436 yards and five touchdowns...Returned five kickoffs for 256 yards and one touchdown...During his prep career, totaled 13 interceptions, 11 punt-return touchdowns, and 1,459 all-purpose yards...Earned four letters in

football and three each in basketball and track... State qualifier in triple jump, long jump and 4x100 relay...Earned academic all-state honors.

## 62 NICK HOWELL

**OL | 6-5 | 300 | First year | USC | 10/10/86**



Signed by Tennessee Titans as non-drafted free agent, April 30, 2010...Waived by Titans, Sept. 4, 2010...Signed by San Francisco 49ers to practice squad, Dec. 1, 2010...Re-signed by 49ers as reserve/future free agent, Jan. 3, 2011...Waived by

49ers Aug. 30, 2011...Signed by New Orleans Saints as reserve/future free agent, Jan. 20, 2012...Waived by Saints, May 14, 2012...Signed by Raiders as free agent, June 8, 2012...Played for the Sacramento Mountain Lions of the United Football League (UFL) in 2011...Played four years at USC, with action at every offensive-line position ... Played in nine games as a senior, serving as a backup at right guard and playing extensively on special teams...Started six games at right tackle as a junior...Was a reserve center as a sophomore, playing briefly against Notre Dame in his only action...Missed first six games of the season due to sports hernia...Appeared in 13 games as a redshirt freshman, primarily on special teams...Saw action at center in four games...Majorred in American studies and ethnicity...Attended Bullard High School in Fresno, Calif. ...As a senior in 2004, earned Super-Prep All-Far West, PrepStar All-West, Tom Lemming All-West, Tacoma News Tribune Western 100, Cal-Hi Sports all-state, Fresno Bee All-Star and all-league honors...Also played volleyball...Father, Pat Howell, was an All-America guard at USC and played in the NFL with the Atlanta Falcons (1979-83) and Houston Oilers (1983-85).



## OTHER FREE AGENTS

# 78

## ZACH HURD

**T | 6-7 | 316 | First year | Connecticut | 9/30/88**




Signed by Seattle Seahawks as non-drafted free agent, July 28, 2011...Waived by Seahawks Aug. 29, 2011...Signed by Oakland Raiders to practice squad, Oct. 19, 2011...Re-signed by Raiders as reserve/future free agent, Jan. 3,

2012...A first-team All-Big-East performer in final two seasons at Connecticut, blocked for four 1,000-yard rushers during college career...Started all 39 games over three seasons...Appeared in 53 games in college career, setting a school record...Started 13 games at left guard as a junior...Started 13 games at right guard as a sophomore in 2008, when Donald Brown led the nation in rushing...Appeared in all 13 games as a freshman as an offensive lineman and on the field-goal unit...Individualized major...Attended Waterford (Conn.) High School...A first-team Class M all-state pick as a senior, was recognized by both The Day of New London and the Norwich Bulletin as an all-area performer...Started for two years on both the offensive and defensive lines...Blocked two field goals...Played in the Connecticut-Rhode Island Governors' Cup All-Star Game...Also threw shot put and javelin for the track and field team...Spent time volunteering with Playworks at East Oakland Pride Elementary School in April 2012...In December 2011, volunteered at the Gatorade Junior Training Camp at Ellerhorst Elementary in Pinole, Calif. ...Visited the Oakland Children's Hospital in December 2011.

# 53

## CARL IHENACHO

**LB | 6-2 | 255 | First year | San Jose St. | 5/28/88**




Last name is pronounced ee-ah-NAH-cho...Signed by San Diego Chargers as reserve/future free agent, Jan. 24, 2011...Waived by Chargers, Sept. 3, 2011...Signed by Oakland Raiders to practice squad, Dec. 7, 2011...Re-signed by Raiders as reserve/future free agent, Jan. 3, 2012...Played four years at San Jose State, earning All-WAC honors as both a junior and senior, at defensive end...An academic All-WAC choice as a sophomore, was a two-time scholar athlete at San Jose State...Finished career ranked fifth on school's career list with 33½ tackles for loss, and tied for fifth with 17 sacks...Invited to 2010 Texas vs. Nation All-Star Game but did not play while recovering from season-ending knee injury...Finished career with 164 tackles and six forced fumbles...Majored in psychology...Attended Serra High School in Gardena, Calif. ...An all-league selection and the team's rookie of the year in 2005, played defensive end and tight end...Younger brother, Duke, was a three-time All-WAC selection at San Jose State, and signed with the Denver Broncos after the 2012 draft...In 2008, the duo was named by ESPN.com as one of college football's best all-time brother combinations.

# 2

## MARQUETTE KING

**P | 6-0 | 190 | Rookie | Fort Valley State | 10/26/88**



Signed by Raiders as non-drafted free agent, May 4, 2012...Played four years at Fort Valley State...Invited to the National College Elite Kicking Camp...Ranked as No. 5 punter in Division II after senior year...As a senior, punted 60 times for 2,582

yards (43.0 avg.)...Booted an 80-yard punt at the HBCU All-Star Bowl Game...Placed 21 punts inside the 20-yard line...Had nine touchbacks...Ranked 13th in the nation in net punting yardage...



Had 16 punts travel 50 or more yards...As a junior, punted 54 times for 2,144 yards (39.7 avg.)...Had a season-long 64-yard punt...Placed 17 punts inside the opponent 20-yard line...Ranked as the No. 4 punter in Division II...Averaged 39 yards per punt as a sophomore...Finished freshman season with a 41-yard punting average...Attended Rutland (Ga.) High School...Began playing football as a wide receiver his sophomore year of high school...Did not punt until junior year of high school.

71

## DAN KNAPP

OL | 6-5 | 305 | Rookie | Arizona State | 9/1/88



Signed by Raiders as non-drafted free agent, May 4, 2012...In four years at Arizona State, playing 40 combined games with 28 starts as both an offensive lineman and tight end...Appeared in 24 games with 19 starts as a lineman...

Totalled five career receptions for 40 yards and one touchdown as a tight end...Started all 13 games at tackle as a senior, four at LT and nine at RT...Earned honorable-mention All-Pac-12 honors...Made transition from tight end to tackle prior to junior season...Started first four games of junior campaign and final two at left tackle...Saw action in 10 games as a sophomore, including seven at tight end...Recorded two receptions for 11 yards...Played in six games including two starts at tight end as a freshman...Had three receptions for 29 yards and one touchdown...Had a 2-yard touchdown catch against Stanford...Made first start and had a 19-yard reception against UNLV...Studied criminal justice...Attended Reno (Nev.) High School...Ranked as the No. 8 player in Nevada and the state's top tight end by Rivals.com...Named to Scout.com 2006 Nevada all-state team...Totalled 45 catches for 750 yards and 10 touchdowns...Earned all-league, all-region and all-state honors...As a senior, caught 25 passes for 345 yards and five touchdowns...Also lettered in track.

49  
MARIO KURN

LB | 6-2 | 240 | Rookie | San Diego | 7/3/90




Signed by Raiders as non-drafted free agent, May 4, 2012...Played four years at San Diego, seeing action in 39 games and recording 33½ career sacks...Played in all 11 games as a senior, leading USD to the Pioneer League championship...

Totalled 55 tackles (34 solo), 12½ sacks, one interception, three passes defended, two fumble recoveries and two forced fumbles...As a junior, led all Division I FCS players with 17 sacks, in 11 games...Selected as team Most Valuable Player and earned All-PFL first-team honors...Named an AP FCS second-team All-American...Nominated for the Buck Buchanan and Ted Hendricks awards...Led the Torero defense with 66 tackles (38 solo), and added 27 stops for loss, five passes defended and two forced fumbles...As a sophomore, played in 11 games and posted 33 tackles with a team-leading four sacks...Appeared in six games before suffering a season-ending injury as a freshman...Studied business administration...Attended Santa Fe Christian High School in Encinitas, Calif. ...Named All-North County and All-Coastal League as a senior...Led team to a CIF championship as a junior...Also lettered four years in lacrosse and one year in soccer.

31  
TERRAIL LAMBERT

DB | 5-10 | 188 | First year | Notre Dame | 12/1/85



First name is pronounced terr-L...Signed by San Francisco 49ers as non-drafted free agent, May 1, 2009...Waived by 49ers, Sept. 5, 2009...Signed by Indianapolis Colts to practice squad, Oct. 7, 2009...Re-signed by Colts as free agent, Feb.


10, 2010...Waived by Colts, Sept. 4, 2010...Signed by St. Louis Rams to practice squad, Oct. 6, 2010...Released by Rams from practice squad, Nov. 30, 2010...Signed by Miami Dolphins to practice squad, Dec. 22, 2010...Signed by New Orleans

## OTHER FREE AGENTS

Saints as free agent, Aug. 2, 2011...Waived by Saints, Sept. 3, 2011...Re-signed by Saints to practice squad, Sept. 5, 2011...Released by Saints from practice squad, Nov. 9, 2011...Signed by Oakland Raiders to practice squad, Nov. 15, 2011...Re-signed by Raiders as reserve/future free agent, Jan. 3, 2012...A four-year letterman at Notre Dame, started 31 of 48 career games, all at cornerback...Had 115 career tackles, one forced fumble, six passes defended and four interceptions...Started nine of 11 games as a senior, when he had 33 tackles and four passes defended...Started 12 games as a junior...Totaled 34 tackles and one interception...Started 10 of 13 games as a sophomore...Registered 40 tackles, one forced fumble, one fumble recovery, ½ sack and three interceptions...Had two interceptions against Michigan State, including a 27-yard game-winning touchdown return...Played in 12 games as a freshman...Made eight tackles and had one pass defended...Majored in film, television and theatre...Attended St. Bonaventure High School in Ventura, Calif. ...A first-team Los Angeles Times all-star as a DB, also played RB, DE and LB...Ran track and competed in sprints, relays and high jump...Cousin, Lorenzo Booker, was drafted out of Florida State by Miami and also has played for the Eagles and most recently Minnesota.

## 19 THOMAS MAYO

**WR | 6-2 | 205 | Rookie | California (Pa.) | 2/13/90**



Signed by Raiders as non-drafted free agent, May 4, 2012...Played final collegiate season (2011) at California (Pa.) after transferring from Concord University...As a senior, played in 13 games and led team with 79 receptions for 1,359

yards and 16 touchdowns...Also paced team in scoring with 104 points...Averaged 104.5 receiving yards per game...Led team in receiving for three straight years at Concord...Became first Concord player to be named a regional finalist for the Harlan Hill Award, presented to the nation's top Division II player...As a junior, hauled in 74 passes for 1,315 yards and 14 touchdowns...Ranked second in the West Virginia Intercollegiate Athletic Conference in receiving...As a sophomore, recorded 72 catches for 1,368 yards and 11 touchdowns...Led nation in receiving yards, setting a program record and ranking fifth-best in WVIAC history...Averaged 124.4 receiving yards per game to lead the WVIAC...Tied a program record with 16 receptions, for 253

yards, in a single game...As a freshman, paced team with 43 catches for 336 yards and three touchdowns...Attended South Lakes High School in Reston, Va. ...As a senior, totaled 37 receptions for 540 yards and four touchdowns.

## 16 EDDIE MCGEE

**WR | 6-3 | 210 | First year | Illinois | 1/23/88**



Signed by Raiders as non-drafted free agent, July 31, 2011...Waived by Raiders, Sept. 3, 2011...Re-signed by Raiders to practice squad, Sept. 5, 2011...Re-signed by Raiders as reserve/future free agent, Jan. 3, 2012...Played both wide receiver

and quarterback at Illinois...Played 13 games in 2011, starting eight at WR...As a senior, had eight receptions for 62 yards, 12 carries for 36 yards, and eight completions for 111 yards on the season...As a junior, played 11 games at both quarterback and wide receiver...Completed 25 of 47 passes for 303 yards and one touchdown...Also rushed for 115 yards and two touchdowns on 37 carries...Added four catches for 108 yards...Was the nation's only FBS player with more than 300 passing yards, 100 rushing yards and 100 receiving yards on the season...Had a career-long 48-yard reception against Fresno State...Played in five games as a sophomore...Rushed for 83 yards on the season...Saw action in 10 games at quarterback as a redshirt freshman...Completed 29 of 55 passes for 444 yards and two touchdowns...Also rushed for 153 yards and two touchdowns...Made collegiate debut in season-opener against Missouri, entering game in second quarter and completing 17 passes for 257 yards, including a 41-yard touchdown...Sport management major...Attended H.D. Woodson High School in Washington D.C. ...A Pigskin All-Metro performer...Honorable-mention All-Metro selection by the Washington Post...Named Prep-Star All-Atlantic Region...A first-team DCIAA East all-league pick...Finished senior season with 2,890 passing yards and 22 touchdowns...Had two 300-yard passing performances and tossed five touchdown passes in one game...Rated as the No. 2 player in the District of Columbia.






74

## COLIN MILLER

C | 6-3 | 300 | First year | Central Michigan | 11/22/87



Signed by Pittsburgh Steelers as non-drafted free agent, July 27, 2011...Waived by Steelers, Sept. 3, 2011...Signed by Oakland Raiders as free agent, May 7, 2012...Played in 47 career games with 46 starts at Central Michigan...

Two-time all-MAC selection, after junior and senior years...Started every game at center as a senior...Part of a line that contributed to a season-high 523 yards of total offense and six touchdowns in a win at Eastern Michigan...Started 11 games at center as a junior...Part of a line that helped team lead MAC in scoring and rank second in total offense...Started first five games of season as a sophomore...Helped offense rank second in MAC in passing and total offense...A Freshman All-America honorable-mention selection by The Sporting News...Also named Freshman All-America by collegefootballnews.com...Started all 14 games at center...Helped offense rank among the conference leaders in scoring, rushing, passing and total offense...Marketing major...Attended Centreville (Va.) High School...Earned first-team all-state honors as a senior...Part of an offensive line that helped team average 47 points per game...Second-team all-state honoree as a defensive lineman as a senior...Led team with 77 tackles and recorded six sacks...Named to the John Michael Golden 11 all-star team...Also a four-year letterman in wrestling, serving as senior captain...Posted a 60-0 record and won state wrestling title as a senior...Twice placed in discus at state track and field meet.

10

## KYLE NEWHALL-CABALLERO

QB | 6-3 | 220 | Rookie | Brown | 2/19/88




Last name is pronounced cabb-uh-LAIR-oh...Played at Brown, seeing action in 22 games...Became just the third Brown player to serve as team captain for two years, and the first in 120 years...As a redshirt senior, led team to a 7-3 record...In 2011,

completed 226-of-369 attempts for 2,356 yards and 18 touchdowns...Averaged 235.6 passing yards per game to rank third in the Ivy League...Earned second-team All-Ivy League honors...Named team MVP...Named Ivy League Offensive Player of the Week after passing for two touchdowns and rushing for two scores against Rhode Island...As a true senior in 2010, played in just two games, completing 32-of-51 passes for 407 yards with three touchdowns due to injury; granted a medical hardship, allowing him to return as a redshirt senior in 2011...Named first-team All-Ivy League as a junior in 2009...Completed 259-of-413 pass attempts for 2,709 yards and 18 touchdowns...Ranked second in the nation in completions per game (25.9), 10th in total offense (281.4) and 12th in passing yards (270.9)...Total of 259 completions ranked seventh in Ivy League history...Named the Ivy League Offensive Player of the Week, earned the Boston Gridiron Club Golden Helmet Award and named a College Sporting News National All-Star after setting a conference record with 46 completions against Holy Cross...Threw for a season-high three touchdowns against both Stony Brook and Rhode Island...Studied business economics...Attended Gilbert (Ariz.) High School...Lettered in football, basketball and baseball...Fiesta Region Offensive Player of the Year as a senior...First-team All-Fiesta Region as a junior and senior...Passed for 5,726 yards, 46 touchdowns and a 60.0 completion percentage during prep career...Threw for 2,950 yards and 21 touchdowns as a senior...A member of the National Honor Society...A National Football Foundation Scholar-Athlete...Earned the Cox Cable student-athlete award.

## 76 LUCAS NIX

OL | 6-5 | 320 | Rookie | Pittsburgh | 9/28/89



Signed by Raiders as non-drafted free agent, May 4, 2012...Played four years at Pittsburgh, seeing action in 40 career games with 33 starts...Made starts at both guard and tackle during collegiate career...Started eight contests as a senior...

Made five starts at right guard before suffering an injury and missing five games...As a junior, played in 13 contests with 12 starts...Started first three games of the season at right tackle before shifting to right guard...As a sophomore, started all 13 games at right tackle...Part of a line that helped Dion Lewis rush for 1,799 yards, the second-highest single-season total in program history...Played in six games as a reserve during freshman season...Studied administration of justice...Attended Thomas Jefferson High School in Jefferson Hills, Pa. ...Earned Parade All-America, PrepStar Dream Team and SuperPrep All-America honors...Selected to play in 2008 U.S. Army All-American Bowl...Rated one of the top 50 players in the country by PrepStar (No. 22), Scout (No. 28), Rivals (No. 39) and SuperPrep (No. 43)...A two-time first-team Associated Press all-state selection, was rated Pennsylvania's No. 3 overall prospect by Rivals, Scout and Keystone Recruiting...Ranked as the No. 5 overall prospect on Scout's East Top-100 list...Pittsburgh Post-Gazette WPIAL Class AAA Player of the Year...As a senior defensive lineman, compiled 67 tackles, four sacks and two fumble recoveries, one for a touchdown...Led team to a 16-0 record in final year and helped program to a 55-5 record in four varsity seasons...Selected to play in the Big 33 Football Classic...Also lettered in basketball.

## 67 ALEX PARSONS

C/G | 6-4 | 316 | First year | USC | 9/14/87



Signed by Raiders as non-drafted free agent, April 30, 2010...Waived by Raiders, Sept. 4, 2010...Re-signed by Raiders to practice squad, Sept. 6, 2010...Re-signed by Raiders as reserve/future free agent, Jan. 4, 2011...Waived by Raiders, Sept.

3, 2011...Re-signed by Raiders to practice squad, Sept. 5, 2011...Re-signed by Raiders as reserve/future free agent, Jan. 3, 2012...Started 21 straight games during junior and senior seasons at USC...Saw action at right guard as a senior, starting the first 11 games of the season...Moved into the lineup as a junior, making 10 straight starts at right guard after serving as a key backup in the first three games...Also a key contributor on special teams...Moved from defensive tackle to offensive tackle prior to sophomore season...Saw action in all 13 games on special teams and saw limited action on the offensive line...Appeared in 13 games on special teams and at defensive tackle as a freshman...Sociology major...Attended Woodbridge High School in Irvine, Calif. ...Named SuperPrep All-America, PrepStar All-America and Long Beach Press-Telegram Best in the West honorable mention...Also named Orange County Register Fab-15, Cal-Hi Sports all-state and Orange County Register All-Orange County...First-team All-Seaview League as a senior defensive lineman, linebacker, tight end and offensive lineman.

## 30 CHAZ POWELL

CB | 6-1 | 207 | Rookie | Penn State | 1/1/88




Signed by Raiders as non-drafted free agent, May 4, 2012...Played both cornerback and wide receiver in four years at Penn State...Also returned kickoffs, setting program records with 73 career returns and 1,886 yards...

Also set single-season program marks with 27 returns for 733 yards...In career, averaged 25.6 yards per return with two

touchdowns...As a senior, totaled 41 tackles (29 solo) with two interceptions...Also posted 2½ tackles for loss...Returned a kickoff 95 yards for a touchdown...Named honorable-mention All-Big Ten...Shifted to cornerback during junior season, making five starts and producing 11 tackles (eight solo)...Returned a kickoff 100 yards for a touchdown...As a sophomore, played in 12 games with nine starts at wide receiver...Ranked fourth on team with 28 receptions for 366 yards and three touchdowns...Had career-long 79-yard touchdown reception, against Iowa, tying for the eighth-longest reception in program history...As a freshman, scored on a 55-yard run against Coastal Carolina...Had a 69-yard kickoff return against Syracuse...Studied crime, law and justice...Attended Susquehannock High School in New Freedom, Pa. ... Played both defensive back and running back... Rated the No. 2 overall prep player in Pennsylvania by Rivals.com...As a senior, gained a team-high 1,190 rushing yards and scored 16 touchdowns... Added 400 receiving yards...Named 2006 York/Adams Interscholastic Athletic Association Player of the Year...Recorded three interceptions, returning one for a touchdown...Recorded 16 blocked kicks...Also lettered in basketball, lacrosse and track and field.

## 87 TRAVIONTE SESSION

WR | 6-2 | 195 | Rookie | Nevada | 7/18/89




Signed by Raiders as non-drafted free agent, May 14, 2012...Played four years at Nevada...Saw action in 42 games and totaled 71 receptions for 978 yards and six touchdowns...As a senior, hauled in 23 passes for 291 yards and one

touchdown...Averaged 12.7 yards per catch...As a junior, made 17 receptions for 313 yards and three touchdowns...Had a career-long 57-yard reception for a touchdown against Idaho ...Set career highs with 30 catches for 368 yards and two touchdowns as a sophomore...Recorded a catch in 11 of 13 games ...First career touchdown came on a 40-yard pass against Hawaii ...Played in 12 games as a freshman ...Also had a 17-yard rush...Attended Long Beach (Calif.) Poly High School...A first-team all-league selection as a senior, caught 24 passes for 510 yards and three touchdowns...Older brother, Samie Parker, played at Oregon and with five NFL teams, including a training-camp stint with the Raiders in 2009.

## 80 ROD STREATER

WR | 6-3 | 200 | Rookie | Temple | 2/9/88



Last name is pronounced STREET-er...Signed by Raiders as non-drafted free agent, May 4, 2012... Played two years at Temple after transferring from Alfred State... Played in 25 career games with 16 starts at Temple...As a senior, ranked

third on team with 19 receptions for 401 yards and three touchdowns...Hauled in a 61-yard touchdown against Wyoming...Had three catches for 82 yards, including a 34-yard touchdown strike, against Ohio...Named Philadelphia Inquirer Academic All-Area in both 2010 and '11...As a junior, played in all 12 games with seven starts...Finished second on team with 30 receptions for 481 yards and four touchdowns...Against Kent State, had five receptions for 75 yards and one touchdown...Had two touchdown receptions against Buffalo...In Bowling Green game, had four receptions for 88 yards and a touchdown ...Had an 80-yard touchdown catch, marking a career long...Named team's 2010 Newcomer of the Year ...In two junior-college seasons at Alfred (N.Y.) State, played both wide receiver and safety in two years...Had 24 receptions for 539 yards and six touchdowns in 2009...Also posted 20 tackles, two interceptions and a forced fumble...In track, was a first-team All-American and All-Region III in the high jump...Helped track team to a regional championship in 2009...Studied strategic and organizational communications...Attended Burlington Township (N.J.) High School...An All-Patriot Division honoree at defensive back...Also first-team all-county selection in the high jump.



# 2012 RAIDERS ROSTER

#	Player	Pos	Ht	Wt	Birth Date	Age	NFL Exp	College	High School Hometown
86	Ausberry, David	TE	6-4	258	09/25/87	24	2	USC	Lemoore, Calif.
72	Barksdale, Joe	T	6-5	329	01/01/88	24	2	LSU	Detroit, Mich.
69	Barnes, Khalif	T	6-6	321	04/21/82	30	8	Washington	Spring Valley, Calif.
21	Bartell, Ron	CB	6-1	210	02/22/82	30	8	Howard	Detroit, Mich.
70	Bergstrom, Tony	OL	6-5	310	08/08/86	25	R	Utah	Salt Lake City, Utah
96	Bilukidi, Christo	DT	6-5	320	12/13/89	22	R	Georgia State	Ottawa, Ont.
37	Black, Conroy	CB	6-0	187	10/31/88	23	R	Utah	Miramar, Fla.
33	Branch, Tyvon	S	6-0	210	12/11/86	25	5	Connecticut	Cicero, N.Y.
65	Brisiel, Mike	G	6-5	310	03/14/83	29	5	Colorado State	Fayetteville, Ark.
95	Brodine, Mason	DE	6-7	270	02/18/88	24	1	Nebraska-Kearney	Elm Creek, Neb.
90	Bryant, Desmond	DT	6-6	311	12/15/85	26	4	Harvard	Elizabethtown, N.C.
57	Burnett, Kaelin	LB	6-4	240	09/06/89	22	R	Nevada	Lakewood, Calif.
56	Burris, Miles	LB	6-2	240	06/27/88	24	R	San Diego State	Granite Bay, Calif.
14	Calhoun, Duke	WR	6-2	200	09/01/87	24	2	Memphis	Memphis, Tenn.
66	Carlisle, Cooper	G	6-5	310	08/11/77	34	13	Florida	McComb, Miss.
8	Carmona, Eddy	K/P	5-10	205	09/04/88	23	R	Harding	Conway, Ark.
89	Carrier, Derek	WR	6-4	239	07/25/90	24	R	Beloit	Edgerton, Wis.
13	Carswell, Brandon	WR	6-1	201	05/22/89	23	R	USC	Milpitas, Calif.
35	Chekwa, Chimdi	CB	6-0	194	09/07/88	23	2	Ohio State	Clermont, Fla.
59	Condo, Jon	LS/LB	6-3	245	08/26/81	30	6	Maryland	Philipsburg, Pa.
91	Crawford, Jack	DE	6-5	281	09/07/88	23	R	Penn State	Longport, N.J.
84	Criner, Juron	WR	6-3	221	12/12/89	22	R	Arizona	Las Vegas, Nev.
98	Cumbie, Jamie	DT	6-6	297	02/18/88	24	1	Clemson	Morris, Ill.
51	Curry, Aaron	LB	6-2	255	04/06/86	26	4	Wake Forest	Fayetteville, N.C.
75	Davis, Hall	DE	6-4	270	03/02/87	25	1	Louisiana-Lafayette	Baton Rouge, La.
94	Dorsey, Wayne	DE	6-6	280	10/09/88	23	R	Mississippi	Baltimore, Md.
81	Efaw, Kyle	TE	6-4	250	03/13/88	24	R	Boise State	Boise, Idaho
12	Ford, Jacoby	WR	5-9	190	07/27/87	24	3	Clemson	Royal Palm Beach, Fla.
27	Giordano, Matt	S	5-11	204	10/16/82	29	8	California	Clovis, Calif.
50	Goethel, Travis	LB	6-2	255	07/27/87	24	3	Arizona State	Vista, Calif.
25	Goodson, Mike	RB	6-0	210	05/23/87	25	4	Texas A&M	Spring, Texas
82	Gordon, Richard	TE	6-4	268	06/07/87	25	2	Miami	Miami, Fla.
64	Hamilton, Dominique	DL	6-5	315	01/18/89	23	R	Missouri	El Paso, Texas
60	Haslam, Kevin	T	6-5	310	11/08/86	25	3	Rutgers	Mahwah, N.J.
42	Henry, Aaron	S	6-0	208	11/28/88	23	R	Wisconsin	Immokalee, Fla.
85	Heyward-Bey, Darrius	WR	6-2	216	02/26/87	25	4	Maryland	Owings Mills, Md.
99	Houston, Lamarr	DE	6-3	300	06/24/87	25	3	Texas	Colorado Springs, Colo.
62	Howell, Nick	OL	6-5	300	10/10/86	25	1	USC	Fresno, Calif.
24	Huff, Michael	S	6-0	211	03/06/83	29	7	Texas	Irving, Texas
88	Humphrey, Tory	TE	6-2	257	1/20/83	29	5	Central Michigan	Saginaw, Mich.
78	Hurd, Zach	T	6-7	316	09/30/88	23	1	Connecticut	Waterford, Conn.
53	Ihenacho, Carl	LB	6-2	255	05/28/88	24	1	San Jose State	Gardena, Calif.
97	Ivey, Travis	DT	6-4	341	12/22/86	25	1	Maryland	Marlboro, Md.
38	Jackson, Rashawn	FB	6-1	240	01/15/87	25	1	Virginia	Jersey City, N.J.
11	Janikowski, Sebastian	K	6-1	258	03/02/78	34	13	Florida State	Daytona Beach, Fla.
22	Jones, Taiwan	RB	6-0	197	07/26/88	23	2	Eastern Washington	Antioch, Calif.
93	Kelly, Tommy	DT	6-6	325	12/27/80	31	9	Mississippi State	Jackson, Miss.
2	King, Marquette	P	6-0	190	10/26/88	23	R	Fort Valley State	Rutland, Ga.
71	Knapp, Dan	OL	6-5	305	09/01/88	23	R	Arizona State	Reno, Nev.
49	Kurn, Mario	LB	6-2	240	07/03/90	22	R	San Diego	Encinitas, Calif.
31	Lambert, Terrail	CB	5-10	188	12/01/85	26	1	Notre Dame	Ventura, Calif.
9	Lechler, Shane	P	6-2	230	08/07/76	35	13	Texas A&M	Sealy, Texas
26	Lee, Pat	CB	6-0	200	02/20/84	28	5	Auburn	Miami, Fla.
7	Leinart, Matt	QB	6-5	225	05/11/83	29	7	USC	Santa Ana, Calif.
19	Mayo, Thomas	WR	6-2	205	02/13/90	22	R	California (PA)	Reston, Va.
29	McCann, Bryan	CB	5-11	185	09/29/87	24	3	SMU	Oklahoma City, Okla.
55	McClain, Rolando	LB	6-4	259	07/14/89	22	3	Alabama	Decatur, Ala.
20	McFadden, Darren	RB	6-1	218	08/27/87	24	5	Arkansas	North Little Rock, Ark.
16	McGee, Eddie	WR	6-3	210	01/23/88	24	1	Illinois	Washington D.C.
74	Miller, Colin	C	6-3	300	11/22/87	24	1	Central Michigan	Centerville, Va.
46	Miller, Lonyae	RB	6-0	216	04/29/88	24	1	Fresno State	Fontana, Calif.
34	Mitchell, Mike	S	6-0	213	06/10/87	25	4	Ohio	Ft. Thomas, Ky.
17	Moore, Denarius	WR	6-0	190	12/09/88	23	2	Tennessee	Tatum, Texas
18	Murphy, Louis	WR	6-2	213	05/11/87	25	4	Florida	St. Petersburg, Fla.
83	Myers, Brandon	TE	6-3	256	09/04/85	26	4	Iowa	Prairie City, Iowa



# 2012 RAIDERS ROSTER

#	Player	Pos	Ht	Wt	Birth		NFL		High School
					Date	Age	Exp	College	Hometown
10	Newhall-Caballero, Kyle	QB	6-3	220	02/19/88	24	R	Brown	Gilbert, Ariz.
76	Nix, Lucas	OL	6-5	320	09/28/89	22	R	Pittsburgh	Jefferson Hills, Pa.
3	Palmer, Carson	QB	6-5	235	12/27/79	32	10	USC	Rancho Santa Margarita, Calif.
67	Parsons, Alex	G	6-4	316	09/14/87	24	1	USC	Irvine, Calif.
30	Powell, Chaz	CB	6-1	207	01/01/88	24	R	Penn State	New Freedom, Pa.
6	Pryor, Terrelle	QB	6-4	233	06/20/89	23	2	Ohio State	Jeanette, Pa.
45	Reece, Marcel	FB	6-1	255	06/23/85	27	3	Washington	Hesperia, Calif.
44	Schmitt, Owen	FB	6-2	250	02/13/85	27	5	West Virginia	Gilman, Wis.
87	Session, Travionte	WR	6-2	195	07/18/89	22	R	Nevada	Long Beach, Calif.
92	Seymour, Richard	DT	6-6	317	10/06/79	32	12	Georgia	Gadsden, S.C.
77	Shaughnessy, Matt	DE	6-5	285	09/23/86	25	4	Wisconsin	Norwich, Conn.
36	Spencer, Shawntae	CB	6-0	190	02/22/82	30	9	Pittsburgh	Pittsburgh, Pa.
80	Streater, Rod	WR	6-3	200	02/09/88	24	R	Temple	Burlington, N.J.
54	Stupar, Nathan	LB	6-2	240	03/14/88	24	R	Penn State	State College, Pa.
39	Taylor, Curtis	S	6-2	212	07/13/85	26	3	LSU	Franklinton, La.
58	Tollefson, David	DE	6-4	260	05/19/81	29	6	Northwest Missouri	Concord, Calif.
41	Tonga, Manase	FB	5-11	260	02/28/84	28	2	BYU	San Mateo, Calif.
28	Underwood, Brandon	CB	6-1	197	06/24/86	26	3	Cincinnati	Hamilton, Ohio
23	Van Dyke, DeMarcus	CB	6-1	187	01/17/89	23	2	Miami	Miami, Fla.
68	Veldheer, Jared	T	6-8	321	06/14/87	25	3	Hillsdale	Grand Rapids, Mich.
73	Wang, Ed	OL	6-5	315	03/12/87	25	3	Virginia Tech	Ashburn, Va.
52	Wheeler, Philip	LB	6-2	240	12/12/84	27	5	Georgia Tech	Columbus, Ga.
61	Wisniewski, Stefan	G/C	6-3	307	03/22/89	23	2	Penn State	Pittsburgh, Pa.

## NUMERICAL ROSTER

#	Player	Pos	How Acq	#	Player	Pos	How Acq
2	Marquette King	P	FA-'12	54	Nathan Stupar	LB	D7-'12
3	Carson Palmer	QB	TR-'11 CIN	55	Rolando McClain	LB	D1-'10
6	Terrelle Pryor	QB	D3-'11 (SUP)	56	Miles Burris	LB	D4-'12
7	Matt Leinart	QB	UFA-'12 HOU	57	Kaelin Burnett	LB	FA-'12
8	Eddy Carmona	K/P	FA-'12	58	David Tollerfson	DE	UFA-'12 NYG
9	Shane Lechler	P	D5-'00	59	Jon Condo	LS/LB	FA-'06
10	Kyle Newhall-Caballero	QB	FA-'12	60	Kevin Haslam	T	FA-'12
11	Sebastian Janikowski	K	D1-'00	61	Stefen Wisniewski	G/C	D2-'11
12	Jacoby Ford	WR	D4-'10	62	Nick Howell	OL	FA-'12
13	Brandon Carswell	WR	FA-'12	64	Dominique Hamilton	DL	FA-'12
14	Duke Calhoun	WR	FA-'12	65	Mike Brisiel	G	UFA-'12 HOU
16	Eddie McGee	WR	FA-'11	66	Cooper Carlisle	G	UFA-'07 DEN
17	Denarius Moore	WR	D5-'11	67	Alex Parsons	G	FA-'10
18	Louis Murphy	WR	D4-'09	68	Jared Veldheer	T	D3-'10
19	Thomas Mayo	WR	FA-'12	69	Khalif Barnes	T	UFA-'09 JAC
20	Darren McFadden	RB	D1-'08	70	Tony Bergstrom	OL	D3-'12
21	Ron Bartell	CB	UFA-'12 STL	71	Dan Knapp	OL	FA-'12
22	Taiwan Jones	RB	D4-'11	72	Joe Barksdale	T	D3-'11
23	DeMarcus Van Dyke	CB	D3-'11	73	Ed Wang	OL	FA-'12
24	Michael Huff	S	D1-'06	74	Colin Miller	C	FA-'12
25	Mike Goodson	RB	TR-'12 CAR	75	Hall Davis	DE	FA-'12
26	Pat Lee	CB	UFA-'12 GB	76	Lucas Nix	OL	FA-'12
27	Matt Giordano	S	FA-'11	77	Matt Shaughnessy	DE	D3-'09
28	Brandon Underwood	CB	FA-'12	78	Zach Hurd	T	FA-'11
29	Bryan McCann	CB	FA-'11	80	Rod Streater	WR	FA-'12
30	Chaz Powell	CB	FA-'12	81	Kyle Eflaw	TE	FA-'12
31	Terrail Lambert	CB	FA-'11	82	Richard Gordon	TE	D6-'11
33	Tyvon Branch	S	D4-'08	83	Brandon Myers	TE	D6-'09
34	Mike Mitchell	S	D2-'09	84	Juron Criner	WR	D5-'12
35	Chimdi Chekwa	CB	D4-'11	85	Darius Heyward-Bey	WR	D1-'09
36	Shawntae Spencer	CB	UFA-'12 SF	86	David Ausberry	TE	D7-'11
37	Conroy Black	CB	FA-'12	87	Travionte Session	WR	FA-'12
38	Rashawn Jackson	FB	FA-'12	88	Tony Humphrey	TE	FA-'12
39	Curtis Taylor	S	FA-'12	89	Derek Carrier	WR	FA-'12
41	Manase Tonga	FB	FA-'10	90	Desmond Bryant	DT	FA-'09
42	Aaron Henry	S	FA-'12	91	Jack Crawford	DE	D5-'12
44	Owen Schmitt	FB	UFA-'12 PHI	92	Richard Seymour	DT	TR-'09 NE
45	Marcel Reece	FB	FA-'08	93	Tommy Kelly	DT	FA-'04
46	Lonyae Miller	RB	FA-'11	94	Wayne Dorsey	DE	FA-'12
49	Mario Kurn	LB	FA-'12	95	Mason Brodine	DE	FA-'11
50	Travis Goethel	LB	D6-'10	96	Christo Bilukidi	DT	D6-'12
51	Aaron Curry	LB	TR-'11 SEA	97	Travis Ivey	DT	FA-'11
52	Philip Wheeler	LB	UFA-'12 IND	98	Jamie Cumbie	DT	FA-'11
53	Carl Ihenacho	LB	FA-'11	99	Lamar Houston	DE	D2-'10



# HOW THE RAIDERS WERE BUILT

Year	Record	Draft (30)	Trades (4)	Free Agents (54)
2000	(12-4)	K Sebastian Janikowski (D1) P Shane Lechler (D5)		
2004	(5-11)			DT Tommy Kelly
2006	(2-14)	S Michael Huff (D1)		LS Jon Condo
2007	(4-12)			G Cooper Carlisle (UFA)
2008	(5-11)	RB Darren McFadden (D1) S Tyvon Branch (D4a)		FB Marcel Reece
2009	(5-11)	WR Darrius Heyward-Bey (D1) S Mike Mitchell (D2) DE Matt Shaughnessy (D3) WR Louis Murphy (D4a) TE Brandon Myers (D6b)	DT Richard Seymour (NE)	T Khalif Barnes (UFA) DT Desmond Bryant
2010	(8-8)	LB Rolando McClain (D1) DE Lamarr Houston (D2) T Jared Veldheer (D3) WR Jacoby Ford (D4b) LB Travis Goethel (D6)		C/G Alex Parsons FB Manase Tonga
2011	(8-8)	C Stefan Wisniewski (D2) CB DeMarcus Van Dyke (D3a) T Joe Barksdale (D3b) CB Chimdi Chekwa (D4a) RB Taiwan Jones (D4b) WR Denarius Moore (D5) TE Richard Gordon (D6) TE David Ausberry (D7) QB Terrelle Pryor (D3-SUP)	LB Aaron Curry (SEA) QB Carson Palmer (CIN)	DE Mason Brodine DT Jamie Cumbie T Zach Hurd LB Carl Ihenacho DT Travis Ivey CB Terrail Lambert CB Bryan McCann WR Eddie McGee RB Lonyae Miller S Matt Giordano
2012		G Tony Bergstrom (D3) LB Miles Burris (D4) DE Jack Crawford (D5a) WR Juron Criner (D5b) DT Christo Bilukidi (D6) LB Nathan Stupar (D7)	RB Mike Goodson (CAR)	CB Ron Bartell (UFA) CB Conroy Black G Mike Brisiel (UFA) LB Kaelin Burnett WR Duke Calhoun K/P Eddy Carmona WR Derek Carrier WR Brandon Carswell DE Hall Davis DE Wayne Dorsey TE Kyle Eflaw OL Dominique Hamilton T Kevin Haslam S Aaron Henry OL Nick Howell TE Tory Humphrey FB Rashawn Jackson P Marquette King OL Dan Knapp LB Mario Kurn CB Pat Lee (UFA) QB Matt Leinart (UFA) WR Thomas Mayo C Colin Miller QB Kyle Newhall-Caballero OL Lucas Nix CB Chaz Powell FB Owen Schmitt (UFA) WR Travionte Session CB Shawntae Spencer (UFA) WR Rod Streater S Curtis Taylor DE David Tollefson (UFA) CB Brandon Underwood OL Ed Wang LB Philip Wheeler (UFA)





# 2011 IN REVIEW



# 2012

## 2011 RAIDERS STATS

## 2011 RAIDERS STATISTICS

	RAIDERS	OPPONENTS
FIRST DOWNS .....	328	369
Rushing .....	110	105
Passing .....	186	206
Penalty .....	32	58
Third Down: Made/Att./% .....	71/199/35.7	92/219/42.0
Fourth Down: Made/Att./% .....	7/13/53.8	4/14/28.6
TOTAL NET YARDS .....	6072	6201
Avg. Per Game .....	378.5	387.6
Total Plays .....	1015	1070
Avg. Per Play .....	6.0	5.8
NET YARDS RUSHING .....	2110	2178
Avg. Per Game .....	131.9	136.1
Total Rushes .....	466	430
NET YARDS PASSING .....	3962	4023
Avg. Per Game .....	247.6	251.4
Sacked/Yards Lost .....	25/157	38/238
Gross Yards .....	4119	4262
Attempts/Completions .....	524/315	601/324
Pct. of Completions .....	60.1	53.9
Had Intercepted .....	23	18
PUNTS/AVERAGE .....	78/50.8	68/46.5
NET PUNTING AVG .....	78/40.9	68/40.8
PENALTIES/YARDS .....	163/1358	120/982
FUMBLES/BALL LOST .....	16/7	13/8
TOUCHDOWNS .....	38	53
Rushing .....	16	15
Passing .....	20	31
Returns .....	2	7
TIME OF POSSESSION .....	29:51	30:09

## SCORE BY PERIODS

Period	1	2	3	4	OT	Total
RAIDERS	56	137	66	97	3	359
Opponents	92	92	115	134	0	433

## 2011 RESULTS

WON 8, LOST 8

09/12	at Denver	W	23-20	75,671
09/18	at Buffalo	L	35-38	68,191
09/25	New York Jets	W	34-24	61,546
10/02	New England	L	19-31	62,572
10/09	at Houston	W	25-20	71,420
10/16	Cleveland	W	24-17	57,300
10/23	Kansas City	L	0-28	57,361
11/06	Denver	L	24-38	58,125
11/10	at San Diego	W	24-17	68,109
11/20	at Minnesota	W	27-21	62,748
11/27	Chicago	W	25-20	58,244
12/04	at Miami	L	14-34	57,225
12/11	at Green Bay	L	16-46	70,524
12/18	Detroit	L	27-28	58,069
12/24	at Kansas City	W	16-13 OT	70,803
01/01	San Diego	L	26-38	58,721

## SCORING

PLAYER	TD	Ru	Pa	Rt	PAT	FGS	S	TP
Janikowski	0	0	0	0	36/36	31/35	0	129
Bush	8	7	1	0	0	0	0	48
D. Moore	6	1	5	0	0	0	0	36
McLadden	5	4	1	0	0	0	0	30
Heyward-Bey	4	0	4	0	0	0	0	24
Boss	3	0	3	0	0	0	0	18
J. Campbell	2	2	0	0	0	0	0	12
Ford	2	0	1	1	0	0	0	12
Reece	2	0	2	0	0	0	0	12
Schliens	2	0	2	0	0	0	0	12
Curry	1	0	0	1	0	0	0	6
Houshmandzadeh	1	0	1	0	0	0	0	6
Murphy	1	1	0	0	0	0	0	6
Palmer	1	1	0	0	0	0	0	6
McClain	0	0	0	0	0	0	1	2
RAIDERS	38	16	20	2	36/36	31/35	1	359
OPPONENTS	53	15	31	7	52/53	21/29	0	433

2-Point Conversions: RAIDERS 0-2; Opponents 0-0

Safety: RAIDERS 1; Opponents 0



## PASSING

PLAYER	ATTS.	COMP.	YDS.	COMP%	YDS/ATT	TD	TD%	INT	INT%	LG	SACK/LOST	RTG
Palmer	328	199	2753	60.7	8.39	13	4.0	16	4.9	78	17/119	80.5
J. Campbell	165	100	1170	60.6	7.09	6	3.6	4	2.4	58	5/19	84.2
Boller	28	15	161	53.6	5.75	0	0.0	3	10.7	27	3/19	31.1
Lechler	3	1	35	33.3	11.67	1	33.3	0	0.0	35t	0/0	118.1
<b>RAIDERS</b>	<b>524</b>	<b>315</b>	<b>4119</b>	<b>60.1</b>	<b>7.86</b>	<b>20</b>	<b>3.8</b>	<b>23</b>	<b>4.4</b>	<b>78</b>	<b>25/157</b>	<b>79.4</b>
<b>OPPONENTS</b>	<b>601</b>	<b>324</b>	<b>4262</b>	<b>53.9</b>	<b>7.09</b>	<b>31</b>	<b>5.2</b>	<b>18</b>	<b>3.0</b>	<b>81</b>	<b>39/239</b>	<b>81.3</b>

## RECEIVING

PLAYER	NO.	YDS.	AVG.	LG	TD
Heyward-Bey	64	975	15.2	58	4
Bush	37	418	11.3	55	1
D. Moore	33	618	18.7	78	5
Boss	28	368	13.1	35t	3
Reece	27	301	11.1	47	2
Schilens	23	271	11.8	30	2
Ford	19	279	14.7	41	1
McFadden	19	154	8.1	26	1
Myers	16	151	9.4	24	0
Murphy	15	241	16.1	47	0
Houshmandzadeh	11	146	13.3	40t	1
Hagan	11	114	10.4	25	0
Cartwright	4	24	6.0	9	0
Tonga	3	18	6.0	11	0
T. Jones	2	25	12.5	30	0
Ausberry	2	14	7.0	10	0
Gordon	1	2	2.0	2	0
<b>RAIDERS</b>	<b>315</b>	<b>4119</b>	<b>13.1</b>	<b>78</b>	<b>20</b>
<b>OPPONENTS</b>	<b>324</b>	<b>4262</b>	<b>13.2</b>	<b>81</b>	<b>31</b>

## RUSHING

PLAYER	NO.	YDS.	AVG.	LG	TD
Bush	256	977	3.8	44	7
McFadden	113	614	5.4	70t	4
Reece	17	112	6.6	26	0
T. Jones	16	73	4.6	14	0
Murphy	6	69	11.5	27	1
D. Moore	5	61	12.2	25	1
J. Campbell	18	60	3.3	17	2
Cartwright	4	45	11.3	35	0
Boller	9	38	4.2	20	0
Ford	4	31	7.8	30	0
Palmer	16	20	1.3	10	1
Tonga	1	12	12.0	12	0
Ausberry	1	-2	-2.0	-2	0
<b>RAIDERS</b>	<b>466</b>	<b>2110</b>	<b>4.5</b>	<b>70t</b>	<b>16</b>
<b>OPPONENTS</b>	<b>430</b>	<b>2178</b>	<b>5.1</b>	<b>60t</b>	<b>15</b>

## PUNT RETURNS

PLAYER	NO.	FC	YDS.	AVG.	LG	TD
D. Moore	25	7	216	8.6	34	0
McCann	3	1	29	9.7	17	0
N. Miller	2	0	19	9.5	12	0
Blackstock	1	0	0	0.0	0	0
Houshmandzadeh	1	1	0	0.0	0	0
<b>RAIDERS</b>	<b>32</b>	<b>9</b>	<b>264</b>	<b>8.3</b>	<b>34</b>	<b>0</b>
<b>OPPONENTS</b>	<b>44</b>	<b>8</b>	<b>593</b>	<b>13.5</b>	<b>90t</b>	<b>2</b>

## PUNTING

PLAYER	NO.	YDS.	AVG.	NET	TB	IN 20	LG	BLK
Lechler	78	3960	50.8	40.9	9	27	80	0
<b>RAIDERS</b>	<b>78</b>	<b>3960</b>	<b>50.8</b>	<b>40.9</b>	<b>9</b>	<b>27</b>	<b>80</b>	<b>0</b>
<b>OPPONENTS</b>	<b>68</b>	<b>3161</b>	<b>46.5</b>	<b>40.8</b>	<b>6</b>	<b>22</b>	<b>71</b>	<b>0</b>

## KICKOFF RETURNS

PLAYER	NO.	YDS.	AVG.	LG	TD
McCann	13	361	27.8	91	0
Ford	11	341	31.0	101t	1
T. Jones	8	165	20.6	46	0
N. Miller	4	61	15.3	18	0
Cartwright	3	15	5.0	14	0
Branch	2	31	15.5	16	0
D. Moore	2	37	18.5	20	0
<b>RAIDERS</b>	<b>43</b>	<b>1011</b>	<b>23.5</b>	<b>101t</b>	<b>1</b>
<b>OPPONENTS</b>	<b>47</b>	<b>1210</b>	<b>25.7</b>	<b>105t</b>	<b>1</b>

## INTERCEPTIONS

PLAYER	NO.	YDS.	AVG.	LG	TD
Giordano	5	130	26.0	62	0
Routt	4	7	1.8	3	0
Huff	2	24	12.0	24	0
Wimbley	1	73	73.0	73	0
Houston	1	15	15.0	15	0
Van Dyke	1	2	2.0	2	0
Kelly	1	1	1.0	1	0
Branch	1	0	0.0	0	0
Mitchell	1	0	0.0	0	0
Ndukwe	1	0	0.0	0	0
<b>RAIDERS</b>	<b>18</b>	<b>252</b>	<b>14.0</b>	<b>73</b>	<b>0</b>
<b>OPPONENTS</b>	<b>23</b>	<b>234</b>	<b>10.2</b>	<b>59t</b>	<b>3</b>

## SACKS

PLAYER	NO.	YDS.
Kelly	7.5	33.5
Wimbley	7.0	54.0
Seymour	6.0	25.0
Bryant	5.0	32.0
McClain	5.0	37.0
Moss	1.5	14.5
Branch	1.0	10.0
Giordano	1.0	10.0
Houston	1.0	2.0
Mitchell	1.0	1.0
Shaughnessy	1.0	9.0
Sheppard	1.0	3.0
Team	1	-
<b>RAIDERS</b>	<b>39.0</b>	<b>239</b>
<b>OPPONENTS</b>	<b>25.0</b>	<b>157</b>

## FIELD GOALS

Player	1-19	20-29	30-39	40-49	50+	Total
Janikowski	1/1	8/8	5/5	10/11	7/10	31/35
<b>RAIDERS</b>	<b>1/1</b>	<b>8/8</b>	<b>5/5</b>	<b>10/11</b>	<b>7/10</b>	<b>31/35</b>
<b>OPPONENTS</b>	<b>0/0</b>	<b>6/6</b>	<b>5/6</b>	<b>6/12</b>	<b>4/5</b>	<b>21/29</b>

## KICK-BY-KICK

Janikowski: (37G, 21G, 63G) (1) (56N, 54G, 49G) (28G, 26G) (54G, 55G, 50G, 42G) (48G) (1) (48G) (23G) (29G, 26G, 49G) (40G, 47G, 42G, 19G, 37G, 44G) (1) (46G, 51G, 65B) (28G, 58N, 31G, 36G) (52G, 43G, 27G, 32G)

OPP: (28G, 56N, 30G) (25G, 39B) (21G) (44G) (41N, 54G, 40G) (47G) (1) (43N, 43G) (20G, 46N) (1) (50G, 53G) (48G, 33G) (34G, 38G, 49G, 33G) (1) (23G, 49B, 20G, 49B) (51G, 44N)





## 2011 SINGLE-GAME BESTS

## INDIVIDUAL

## YARDS RUSHING

171 Darren McFadden  
9-25 vs. New York Jets

## RUSHING ATTEMPTS

30 Michael Bush  
11-10 at San Diego  
11-20 at Minnesota

## LONGEST RUN

70 Darren McFadden  
9-25 vs. New York Jets

## RUSHING TOUCHDOWNS

2 Darren McFadden  
9-25 vs. New York Jets

## YARDS PASSING

417 Carson Palmer  
1-1 vs. San Diego

## PASS ATTEMPTS

42 Carson Palmer  
12-11 at Green Bay

## PASS COMPLETIONS

32 Carson Palmer  
12-10 vs. Detroit

## LONGEST COMPLETION

78 Palmer to Moore  
1-1 vs. San Diego

## TOUCHDOWN PASSES

3 Carson Palmer  
11-6 vs. DEN

## RECEPTIONS

9 Darrius Heyward-Bye  
1-1 vs. San Diego

## RECEIVING YARDS

155 Darrius Heyward-Bye  
12-18 vs. Detroit

## LONGEST RECEPTION

78 Denarius Moore  
1-1 vs. San Diego

## TOUCHDOWN RECEPTIONS

2 Denarius Moore  
11-10 at San Diego

## TOTAL YDS. FROM SCRIMMAGE

242 Michael Bush  
11-10 at San Diego

## MOST FGs ATTEMPTED

6 Sebastian Janikowski  
11-27 vs. Chicago

## MOST FGs MADE

6 Sebastian Janikowski  
11-27 vs. Chicago

## LONGEST FG ATTEMPTED

65 Sebastian Janikowski  
12-18 vs. Detroit

## LONGEST FG MADE

63 Sebastian Janikowski  
9-12 at Denver

## MOST PUNTS

8 Shane Lechler  
12-4 at Miami

## PUNTING AVERAGE

58.2 Shane Lechler  
9-12 at Denver

## LONGEST PUNT

80 Shane Lechler  
11-27 vs. Chicago

## LONGEST PUNT RETURN

34 Denarius Moore  
11-20 at Minnesota

## LONGEST KICKOFF RETURN

101 Jacoby Ford  
10-18 vs. Cleveland

## SACKS

4 Kamerion Wimbley  
11-10 at San Diego

## INTERCEPTIONS

1 18 times by 10 players

## LONGEST INT. RETURN

73 Kamerion Wimbley  
11-27 vs. Chicago

## TEAM

## OFFENSE

## TOTAL FIRST DOWNS

28 1-1 vs. San Diego

## FIRST DOWNS RUSHING

10 9-12 at Denver  
9-25 vs. New York Jets  
11-20 at Minnesota

## FIRST DOWNS PASSING

19 1-1 vs. San Diego

## FIRST DOWNS BY PENALTY

5 9-25 vs. New York Jets

## TOTAL NET YARDS

520 1-1 vs. San Diego

## OFFENSIVE PLAYS

68 11-20 at Minnesota  
11-27 vs. Chicago

## AVERAGE PER PLAY

7.8 11-10 at San Diego  
1-1 vs. San Diego

## YARDS RUSHING

234 9-25 vs. New York Jets

## RUSHING ATTEMPTS

41 11-10 at San Diego  
11-20 at Minnesota

## AVERAGE PER RUSH

7.3 9-25 vs. New York Jets

## TOUCHDOWNS RUSHING

4 9-25 vs. New York Jets

## NET YARDS PASSING

417 1-1 vs. San Diego

## PASS ATTEMPTS

43 1-1 vs. San Diego

## PASS COMPLETIONS

32 12-18 vs. Detroit

## AVERAGE PER COMPLETION

13.5 11-10 at San Diego

## COMPLETION PERCENTAGE

80 12-18 vs. Detroit

## TOUCHDOWNS PASSING

3 11-6 vs. Denver

## MOST POINTS SCORED

34 9-18 at Buffalo

## TIME OF POSSESSION

35:44 11-20 at Minnesota

## THIRD-DOWN CONVERSIONS

8 9-18 at Buffalo  
10-2 vs. New England  
10-16 vs. Cleveland  
1-1 vs. San Diego

## FOURTH-DOWN CONVERSIONS

2 10-16 vs. Cleveland

## DEFENSE

## FIRST DOWNS ALLOWED

18 10-16 vs. Cleveland  
11-27 vs. Chicago

## TOTAL YARDS ALLOWED

268 10-16 vs. Cleveland

## FIRST DOWNS ALLOWED, RUSH

2 9-12 at Denver  
10-9 at Houston  
10-16 vs. Cleveland

## YARDS ALLOWED RUSHING

57 12-18 vs. Detroit

## RUSHING AVG. ALLOWED

2.8 10-9 at Houston

## FIRST DOWNS ALLOWED, PASS

4 11-6 vs. Denver

## NET YARDS ALLOWED PASSING

113 11-6 vs. Denver

## LOWEST COMPLETION % ALLOWED

45 11-6 vs. Denver

## THIRD-DOWN CONVERSIONS ALLOWED

3 11-6 vs. Denver  
12-11 at Green Bay  
12-24 at Kansas City

## MOST SACKS

6 11-10 at San Diego

## MOST INTERCEPTIONS

3 11-20 at Minnesota  
11-27 vs. Chicago

## MOST FUMBLES RECOVERED

2 9-12 at Denver  
11-20 at Minnesota

## TIME OF POSS. ALLOWED

24:16 11-20 at Minnesota

## POINTS ALLOWED

13 12-24 at Kansas City

## TDs ALLOWED, RUSH

0 Seven times

## TDs ALLOWED, PASS

0 10-23 vs. Kansas City



# RECORDS AND HISTORY



# 2012

# RAIDERS TEAM RECORDS

Due to work stoppages, the 1982 season was reduced to nine games and the 1987 season was reduced to 15 games.

## SEASON

MOST POINTS SCORED	479	(2000)
FEWEST POINTS SCORED	168	(2006)
MOST POINTS ALLOWED	458	(1961)
FEWEST POINTS ALLOWED	175	(1973)
MOST SHUTOUTS	2	(1975)
MOST SHUTOUTS AGAINST	3	(1981, 2006)
MOST PLAYS	1,101	(1983)
MOST TOTAL YARDS	6,237	(2002)
MOST FIRST DOWNS	366	(2002)
MOST TOUCHDOWNS	58	(1967, 2000)
MOST EXTRA POINTS	58	(1967)
MOST FIELD GOALS	35	(1993)
MOST TDs, RUSHING	28	(1975)
MOST RUSHING ATTEMPTS	681	(1977)
MOST YARDS, RUSHING	2,827	(1977)
BEST AVERAGE, RUSHING	4.9	(2010)
MOST FIRST DOWNS, RUSHING	159	(1975)
MOST PASSES ATTEMPTED	619	(2002)
MOST PASSES COMPLETED	418	(2002)
MOST YARDS, PASSING	4,689	(2002)
MOST OPP. YARDS LOST, SACKS	666	(1967)
BEST COMPLETION PERCENTAGE	67.6	(2002)
MOST PASSES HAD INTERCEPTED	33	(1964)
MOST TDs, PASSING	36	(1968)
MOST FIRST DOWNS, PASSING	226	(2002)
MOST PASSES INTERCEPTED	35	(1963, 1975, 1980)
MOST YARDS, INTERCEPTIONS	501	(1980)
MOST SACKS	67	(1967)
MOST PUNT RETURNS	71	(1985)
MOST YARDS, PUNT RETURNS	792	(1985)
MOST KICKOFF RETURNS	83	(2004)
MOST YARDS, KICKOFF RETURNS	1,832	(2005)
MOST TDs, RETURNS	8	(1968)
MOST FUMBLES	46	(1983)
MOST FUMBLES LOST	25	(1983)
FEWEST FUMBLES LOST	7	(2011)
MOST PENALTIES	163	(2011)
MOST YARDS PENALIZED	1,358	(2011)
MOST FIRST DOWNS, PENALTY	36	(1996)
MOST PUNTS	98	(1981, 1998)
HIGHEST PUNTING AVERAGE	51.1	(2008)
MOST SAFETIES	3	(1981)
LOWEST AVG. ALLOWED, KICKOFF RET.	15.8	(1977)
FEWEST SACKS ALLOWED	25	(2011)

## GAME

MOST POINTS SCORED	59	.....at Denver (10-24-10)
	52	.....vs. Houston (12-22-63)
	52	.....vs. Carolina (12-24-00)
	52	.....vs. Tennessee (9-29-02)
MOST POINTS, OPPONENT	55	.....at Houston (9-6-61)
	55	.....vs. San Diego (11-22-81)
MOST TOUCHDOWNS	8	.....at Denver (10-24-10)
MOST FIELD GOALS	6	.....vs. Chicago (11-27-11)
	5	.....vs. Denver (12-11-94)
		.....at San Diego (10-29-00)
		.....at Chicago (10-5-83)
MOST PLAYS	97	.....vs. Atlanta (11-28-75)
MOST TOTAL YARDS	637	.....vs. Denver (10-25-64)
MOST RUSHING ATTEMPTS	64	.....vs. Buffalo (11-28-77)
MOST YARDS, RUSHING	356	.....at Seattle (11-30-87)
MOST FIRST DOWNS, PASSING	21	.....at Pittsburgh (9-15-02)
MOST PASSES INTERCEPTED	6	.....at Houston (9-7-73)
		.....vs. L.A. (10-29-72)
MOST YARDS, INTERCEPTIONS	151	.....at Miami (12-2-84)
MOST FIRST DOWNS	34	.....vs. New Orleans (11-9-75)
MOST FIRST DOWNS, PENALTY	8	.....at San Francisco (10-9-00)
MOST PENALTIES	20	.....at Denver (12-15-86)
MOST YARDS, RUSHING, OPP.	316	.....vs. N.Y. Jets (10-25-68)
MOST TOUCHDOWNS, RUSHING	5	.....at Indianapolis (9-10-00)
		.....at Denver (10-24-10)
MOST FIRST DOWNS, RUSHING	21	.....at Green Bay (9-17-78)
BEST RUSHING AVERAGE	8.1	.....vs. Cleveland (10-1-86)
MOST PASSING ATTEMPTS	65	.....at Pittsburgh (9-15-02)
MOST PASSING ATTEMPTS, OPP.	63	.....vs. Washington (10-29-89)
MOST PASS COMPLETIONS	43	.....at Pittsburgh (9-15-02)
MOST PASSING YARDS	469	.....vs. Kansas City (11-3-68)
MOST TOUCHDOWNS, PASSING	6	.....vs. Houston (12-22-63)
		.....vs. Buffalo (10-19-69)
FEWEST RUSHING ATTEMPTS	7	.....vs. Buffalo (10-5-63)
MOST YARDS PENALIZED	186	.....at San Diego (11-15-87)
MOST PUNTS	16	.....vs. San Diego (10-11-88)
MOST YARDS, PUNTING	709	.....vs. San Diego (10-11-88)
BEST PUNTING AVERAGE	58.2	.....at Denver (9-12-11)
BEST COMPLETION PERCENTAGE	89.5	.....at Denver (11-11-02)
MOST PASSES HAD INTERCEPTED	7	.....vs. Denver (10-16-77)
FEWEST YARDS RUSHING, OPP.	10	.....vs. N.Y. Jets (12-10-00)
MOST YARDS PASSING, OPP.	504	.....vs. Kansas City (11-5-80)
FEWEST YARDS PASSING, OPP.	5	.....vs. Houston (12-3-06)
MOST TOTAL YARDS, OPPONENT	583	.....at San Diego (11-10-85)
FEWEST TOTAL YARDS, OPPONENT	5	.....vs. Denver (9-10-87)
TOUCHDOWNS PASSING, OPP.	6	.....vs. San Diego (11-22-85)
TOUCHDOWNS RUSHING, OPP.	5	.....vs. San Diego (11-27-80)
MOST SACKS	11	.....at Buffalo (10-15-67)
		.....at Denver (11-5-67)
MOST SAFETIES	2	.....vs. San Diego (10-26-75)
MOST YARDS, PUNT RETURNS	225	.....vs. Buffalo (9-15-68)





## RAIDERS TEAM RECORDS

## MISCELLANEOUS

MOST CONSECUTIVE FIRST-PLACE FINISHES .....	5	... (1972-76)
MOST CONSECUTIVE GAMES WON (including postseason) .....	17	... (1976-77)
MOST GAMES, ONE SEASON (including postseason) .....	16	... (1976)
	15	... (1980)
	15	... (1983)
MOST GAMES WON, SEASON .....	13	(1967)
	13	... (1976)
MOST CONSECUTIVE GAMES WON, SEASON (including postseason)	13	... (1976)
MOST CONSECUTIVE HOME GAMES WON .....	18	... (1968-70)
MOST CONSECUTIVE ROAD GAMES WON .....	9	... (1967-68)
	9	... (1974-75)
	9	... (1976-77)

MOST SEASONS LEADING LEAGUE, SCORING .....	5	... (1967-68, 1974, 1977)
MOST CONSECUTIVE SEASONS LEADING LEAGUE IN SCORING .	3	... (1967-69)
MOST POINTS OVERCOME TO WIN GAME	24	... (Raiders vs. San Diego, 11-22-82, trailed 0-24, won 28-24)
	24	... (Raiders at Denver, 9-26-88, trailed 0-24, won 30-27 in OT)
MOST POINTS, QUARTER	31	... (4th quarter — vs. Denver, 12-17-60)
	31	... (4th quarter — vs. San Diego, 12-9-63)
MOST CONSECUTIVE GAMES, SCORING .....	217	... (1966-81)
MOST CONSECUTIVE GAMES, SCORING TOUCHDOWN .....	97	... (1966-73)

## RAIDERS LEAGUE RECORDS

(1960-2011)

	Won	Lost	Tied	Winning Pct.
HOME	236	155	3	.604
AWAY	190	196	8	.492
Totals	426	351	11	.548

## ORIGINAL AFL TEAM WIN-LOSS RECORDS

(1960-2011)

Rank	Team	Won	Lost	Tied	Winning Pct.
1.	OAKLAND RAIDERS	426	351	11	.548
2.	New England Patriots	414	365	9	.531
3.	Denver Broncos	406	372	10	.522
4.	Kansas City Chiefs	402	374	12	.518
5.	San Diego Chargers	392	385	11	.505
6.	Tennessee Titans	388	396	6	.494
7.	Buffalo Bills	364	416	8	.467
8.	New York Jets	359	421	8	.460



## INDIVIDUAL RECORDS

## SERVICE

## SEASONS, ACTIVE PLAYER

16	Tim Brown (1988-93)
15	Jim Otto (1960-74)
15	Art Shell (1968-82)
15	Gene Upshaw (1967-81)
14	Fred Biletnikoff (1965-78)
14	Cliff Branch (1972-85)
14	Dave Dalby (1972-85)
14	Ray Guy (1973-86)

## GAMES, CAREER

240	Tim Brown (1988-93)
217	Gene Upshaw (1967-81)
210	Jim Otto (1960-74)
207	Art Shell (1968-81)
207	Ray Guy (1973-86)
206	Steve Wisniewski (1989-91)
205	Dave Dalby (1972-85)

## CONSECUTIVE SEASONS, ACTIVE PLAYER

16	Tim Brown (1988-93)
15	Jim Otto (1960-74)
15	Art Shell (1968-82)
15	Gene Upshaw (1967-81)
14	Fred Biletnikoff (1965-78)
14	Cliff Branch (1972-85)
14	Dave Dalby (1972-85)
14	Ray Guy (1973-86)

## CONSECUTIVE GAMES, CAREER

210	Jim Otto (1960-74)
207	Gene Upshaw (1967-81)
207	Ray Guy (1973-86)
205	Dave Dalby (1972-85)

## CONSECUTIVE STARTS, CAREER

210	Jim Otto (1960-74)
207	Gene Upshaw (1967-81)

## SCORING

## CAREER

## MOST POINTS

1,271	S. Janikowski (2000-11)
	382 PAT, 293 FG
863	George Blanda (1967-75)
	395 PAT, 156 FG
817	Chris Bahr (1980-88)
	331 PAT, 162 FG

## MOST TOUCHDOWNS

104	Tim Brown (1988-93)
98	Marcus Allen (1982-92)

## MOST EXTRA POINTS

395	George Blanda (1967-75)
392	S. Janikowski (2000-11)
331	Chris Bahr (1980-88)

## MOST CONSECUTIVE EXTRA POINTS

201	George Blanda (1967-71)
-----	-------------------------

## MOST FIELD GOALS

293	S. Janikowski (2000-11)
162	Chris Bahr (1980-88)
156	George Blanda (1967-75)

## MOST FIELD GOAL ATTEMPTS

368	S. Janikowski (2000-11)
249	George Blanda (1967-75)

249 Chris Bahr (1980-88)

## SEASON

## MOST POINTS

142	S. Janikowski (2010)
132	Jeff Jaeger (1993)
129	S. Janikowski (2011)
128	S. Janikowski (2002)

## MOST TOUCHDOWNS

18	Marcus Allen (1984)
16	Art Powell (1963)
16	Pete Bonaszak (1975)

## MOST EXTRA POINTS

56	George Blanda (1967)
54	George Blanda (1968)
50	S. Janikowski (2002)

## MOST FIELD GOALS

35	Jeff Jaeger (1993)
33	S. Janikowski (2010)
31	S. Janikowski (2011)
29	Jeff Jaeger (1991)
26	S. Janikowski (2002)
26	S. Janikowski (2009)

## MOST FIELD GOAL ATTEMPTS

44	Jeff Jaeger (1993)
41	S. Janikowski (2010)
37	George Blanda (1969)
37	Chris Bahr (1980)

## GAME

## MOST POINTS

24	Art Powell (12-22-63 vs. Houston)
24	Marcus Allen (9-24-84 vs. San Diego)
24	Harvey Williams (11-4-97 at San Diego)
24	Darren McFadden (10-24-10 at Denver)

## MOST TOUCHDOWNS

4	Art Powell (12-22-63 vs. Houston)
4	Marcus Allen (9-24-84 vs. San Diego)
4	Harvey Williams (11-4-97 at San Diego)
4	Darren McFadden (10-24-10 at Denver)

## MOST EXTRA POINTS

8	S. Janikowski (10-24-10 at Denver)
7	Mike Mercer (10-22-63 vs. New York)
7	Mike Mercer (12-22-63 vs. Houston)
7	Errol Mann (11-28-76 vs. Tampa Bay)
7	Sebastian Janikowski (10-24-00 vs. Carolina)
7	Sebastian Janikowski (9-29-02 vs. Tennessee)

## MOST FIELD GOALS

6	Sebastian Janikowski (11-27-11 vs. Chicago)
5	Jeff Jaeger (12-11-94 vs. Denver)
5	Sebastian Janikowski (10-29-00 at San Diego)
5	Sebastian Janikowski (10-5-03 at Chicago)
5	Sebastian Janikowski (11-18-07 at Minnesota)
4	Mike Mercer (11-7-85 at Houston)
4	George Blanda (12-10-67 at Houston)
4	George Blanda (12-4-68 vs. Denver)
4	George Blanda (9-23-73 vs. Miami)
4	Errol Mann (10-9-77 at Cleveland)
4	Errol Mann (10-1-78 at Chicago)
4	Jim Breech (12-9-79 vs. Cleveland)
4	Chris Bahr (10-28-80 vs. Seattle)
4	Chris Bahr (10-8-95 vs. Kansas City)
4	Chris Bahr (10-23-83 at Dallas)
4	Jeff Jaeger (11-12-88 at San Diego)
4	Jeff Jaeger (9-29-91 vs. San Francisco)
4	Jeff Jaeger (1-2-94 vs. Denver)
4	Cole Ford (12-22-94 vs. Denver)
4	Sebastian Janikowski (10-24-04 vs. New Orleans)
4	Sebastian Janikowski (10-2-05 vs. Dallas)
4	Sebastian Janikowski (10-31-10 vs. Seattle)
4	Sebastian Janikowski (10-9-11 at Houston)
	(1-1-12 vs. San Diego)

## LONGEST FIELD GOAL MADE

63	Sebastian Janikowski (9-12-11 at Denver)
61	Sebastian Janikowski (12-27-08 at Cleveland)
59	Sebastian Janikowski (12-26-10 Indianapolis)
57	Sebastian Janikowski (10-19-08 vs. N.Y. Jets)
56	Sebastian Janikowski (9-14-08 at Kansas City)
55	Sebastian Janikowski (11-2-03 at Detroit)
55	Sebastian Janikowski (11-12-06 at Denver)
55	Sebastian Janikowski (10-9-11 at Houston)

54	George Fleming (10-2-61 vs. Denver)
54	Jeff Jaeger (10-4-92 vs. N.Y. Giants)
54	Sebastian Janikowski (10-29-00 at San Diego)
54	Sebastian Janikowski (10-29-07 at Tennessee)
	(11-25-07 at Kansas City)
54	Sebastian Janikowski (9-20-09 at Kansas City)
	(12-13-09 vs. Washington)
	(12-20-08 at Denver)
54	Sebastian Janikowski (9-26-10 at Arizona)
54	Sebastian Janikowski (9-25-11 vs. New York Jets)
	(10-9-11 at Houston)

## LONGEST FIELD GOAL ATTEMPTED

76	Sebastian Janikowski (9-28-08 vs. San Diego)
66	Sebastian Janikowski (12-13-08 vs. Washington)
65	Sebastian Janikowski (12-10-11 vs. Detroit)
64	Sebastian Janikowski (11-4-07 vs. Houston)
63	Chris Bahr (11-16-86 vs. Cleveland)
63	Sebastian Janikowski (9-12-11 at Denver)
61	Sebastian Janikowski (12-4-05 at San Diego)
61	Sebastian Janikowski (12-27-08 at Cleveland)

## PASSING

## CAREER

## MOST PASSES ATTEMPTED

2,481	Ken Stabler (1970-79)
2,448	Rich Gannon (1989-94)
2,248	Daryle Lamonica (1967-74)

## MOST TOUCHDOWN PASSES

150	Ken Stabler (1970-79)
148	Daryle Lamonica (1967-74)
114	Rich Gannon (1989-94)

## MOST PASSES COMPLETED

1,533	Rich Gannon (1989-94)
1,486	Ken Stabler (1970-79)
1,138	Daryle Lamonica (1967-74)

## MOST YARDS GAINED PASSING

19,078	Ken Stabler (1970-79)
17,585	Rich Gannon (1989-94)
16,855	Daryle Lamonica (1967-74)

## MOST INTERCEPTIONS

143	Ken Stabler (1970-79)
115	Daryle Lamonica (1967-74)
86	Marc Wilson (1980-87)

## BEST PERCENTAGE (min. 200 att.)

61.5	Rich Gannon (1989-94)
60.7	Carson Palmer (2011)
59.9	Ken Stabler (1970-79)



**MOST CONSECUTIVE YEARS,  
3,000 OR MORE YARDS PASSING**

6 Rich Gannon (1999-04)

**SEASON****MOST PASSES ATTEMPTED**

618 Rich Gannon (2002)  
585 Kerry Collins (2005)  
549 Rich Gannon (2001)

**MOST PASSES COMPLETED**

418 Rich Gannon (2002)  
361 Rich Gannon (2001)  
304 Rich Gannon (1999)

**MOST YARDS PASSING**

4,689 Rich Gannon (2002)  
3,917 Jeff George (1997)  
3,840 Rich Gannon (1999)

**MOST TOUCHDOWN PASSES**

34 Daryle Lamonica (1969)  
30 Daryle Lamonica (1967)  
29 Jeff George (1997)

**MOST INTERCEPTIONS**

30 Ken Stabler (1978)  
25 Ken Stabler (1979)

**BEST PERCENTAGE**

67.6 Rich Gannon (2002)  
66.7 Ken Stabler (1976)  
65.8 Rich Gannon (2001)

**GAME****MOST PASSES ATTEMPTED**

64 Rich Gannon  
(9-15-02 at Pittsburgh)  
59 Todd Marinovich  
(9-20-92 vs. Cleveland)

**MOST COMPLETIONS**

43 Rich Gannon  
(9-15-02 at Pittsburgh)  
35 Rich Gannon  
(12-30-01 at Denver)  
34 Jim Plunkett  
(9-12-85 at Kansas City)

**MOST YARDS GAINED PASSING**

424 Jeff Hostetler  
(10-18-93 vs. San Diego)  
419 Cotton Davidson  
(10-25-64 vs. Denver)  
417 Carson Palmer  
(1-1-12 vs. San Diego)

**MOST TOUCHDOWN PASSES**

6 Tom Flores  
(12-22-63 vs. Houston)  
6 Daryle Lamonica  
(10-19-69 vs. Buffalo)

**MOST CONSECUTIVE GAMES, TD PASS**

25 Daryle Lamonica (1969-70)

**MOST INTERCEPTIONS**

7 Ken Stabler  
(10-16-77 vs. Denver)  
6 Cotton Davidson  
(11-1-64 at San Diego)

**BEST COMPLETION PCT.**

91.7 Ken Stabler (11-12)  
(12-21-75 vs. Kansas City)  
90.9 Ken Stabler (10-11)  
(12-17-72 vs. Chicago)  
90.9 JaMarcus Russell (10-11)  
(11-23-08 at Denver)

**LONGEST PASS PLAY**

99 Jim Plunkett to Cliff Branch,  
TD (10-2-83 at Washington)  
94 George Blanda to Warren  
Wells, TD (11-10-68 at Denver)

**RUSHING****CAREER****MOST RUSHING ATTEMPTS**

2,090 Marcus Allen (1982-92)  
1,475 Mark van Eeghen (1974-81)  
1,133 Clem Daniels (1961-67)

**MOST YARDS RUSHING**

8,545 Marcus Allen (1982-92)  
5,907 Mark van Eeghen (1974-81)  
5,103 Clem Daniels (1961-67)

**MOST TOUCHDOWNS RUSHING**

79 Marcus Allen (1982-92)  
47 Pete Banaszak (1966-78)  
35 Mark van Eeghen (1974-81)  
35 Zack Crockett (1999-06)

**BEST AVG. PER RUSH (150+ ATTS)**

5.4 Bo Jackson (1987-90)  
5.1 Rich Gannon (1999-04)  
4.9 Napoleon Kaufman (1995-00)

**MOST CONSECUTIVE GAMES, 100 OR  
MORE YARDS RUSHING**

11 Marcus Allen (1985-86)

**SEASON****MOST RUSHING ATTEMPTS**

380 Marcus Allen (1985)  
324 Mark van Eeghen (1977)  
282 Harvey Williams (1994)

**BEST YARDS RUSHING**

1,759 Marcus Allen (1985)  
1,294 Napoleon Kaufman (1997)  
1,273 Mark van Eeghen (1977)

**MOST TOUCHDOWNS RUSHING**

16 Pete Banaszak (1975)  
13 Marcus Allen (1994)  
12 Marcus Allen (1990)

**BEST AVERAGE PER CARRY**

6.8 Bo Jackson (1987)  
6.0 Charlie Smith (1968)  
5.9 Clarence Davis (1971)  
5.9 Rich Gannon (2000)

**GAME****MOST RUSHING ATTEMPTS**

36 Mark van Eeghen  
(10-23-77 at N.Y. Jets)  
33 Marcus Allen  
(9-13-87 at Green Bay)  
33 Justin Fargas  
(12-2-07 vs. Denver)  
30 Darren McFadden  
(9-19-10 vs. St. Louis)  
30 Michael Bush  
(11-10-11 at San Diego)  
(12-20-11 at Minnesota)

**MOST TOUCHDOWNS RUSHING**

3 Tony Teresa  
(11-4-60 vs. Boston)  
3 Pete Banaszak  
(11-23-75 at Washington)  
(12-21-75 vs. Kansas City)  
3 Mark van Eeghen  
(10-14-79 vs. Atlanta)  
3 Booker Russell  
(10-25-79 vs. San Diego)  
3 Marcus Allen  
(12-18-82 vs. L. A. Rams)  
(9-24-84 vs. San Diego)  
(12-2-84 at Miami)  
(10-28-85 vs. San Diego)  
3 Rich Gannon  
(9-10-00 at Indianapolis)  
3 LaMont Jordan  
(10-23-05 vs. Buffalo)  
3 Daunte Culpepper  
(9-30-07 at Miami)  
3 Darren McFadden  
(10-24-10 at Denver)

**MOST YARDS RUSHING**

227 Napoleon Kaufman  
(10-19-97 vs. Denver)  
221 Bo Jackson  
(11-30-87 at Seattle)  
200 Clem Daniels  
(10-20-63 vs. New York)

**BEST AVERAGE PER RUSH**

15.3 Napoleon Kaufman  
(12-19-99 vs. Tampa Bay)  
14.6 Bo Jackson  
(12-16-90 vs. Cincinnati)

**LONGEST RUN FROM SCRIMMAGE**

92 Bo Jackson  
(11-5-89 vs. Cincinnati)  
91 Bo Jackson  
(11-30-87 at Seattle)  
89 Kenny King  
(11-12-80 vs. San Diego)



Mark van Eeghen



# INDIVIDUAL RECORDS

## RECEIVING

### CAREER

#### MOST PASS RECEPTIONS

1,070	Tim Brown (1988-03)
589	Fred Biletnikoff (1965-78)
501	Cliff Branch (1972-85)

#### MOST YARDS GAINED

14,734	Tim Brown (1988-03)
8,974	Fred Biletnikoff (1965-78)
8,685	Cliff Branch (1972-85)

#### MOST TOUCHDOWN RECEPTIONS

99	Tim Brown (1988-03)
76	Fred Biletnikoff (1965-78)
67	Cliff Branch (1972-85)

#### AVG. GAIN PER CATCH (min 40 rec.)

23.7	Jessie Hester (1985-87)
23.3	Warren Wells (1967-70)
20.7	James Lofton (1987-88)

#### MOST CONSECUTIVE GAMES,

#### 100 OR MORE YARDS RECEIVING

3	Art Powell (1963, 64)
3	Art Powell (1964)
3	Cliff Branch (1974)
3	Cliff Branch (1976)
3	Tim Brown (1989)

### SEASON

#### MOST PASS RECEPTIONS

104	Tim Brown (1997)
95	Todd Christensen (1986)
92	Todd Christensen (1983)
92	Jerry Rice (2002)
91	Tim Brown (2001)
91	Charlie Garner (2002)

#### MOST YARDS GAINED

1,408	Tim Brown (1997)
1,361	Art Powell (1964)
1,344	Tim Brown (1989)
1,342	Tim Brown (1985)

#### MOST TOUCHDOWN RECEPTIONS

16	Art Powell (1963)
14	Warren Wells (1969)
13	Cliff Branch (1974)

#### AVG. PER CATCH (min 16 rec.)

26.8	Warren Wells (1969)
26.0	Mervyn Fernandez (1988)

### GAME

#### MOST PASS RECEPTIONS

14	Tim Brown (12-21-97 vs. Jacksonville)
12	Tim Brown (11-19-95 vs. Dallas)
12	Dave Casper (10-3-76 at New England)
11	Art Powell (10-9-85 at Boston)
11	Todd Christensen (10-16-86 vs. Kansas City)
	(11-2-86 vs. Denver)
	(11-20-86 at San Diego)
11	Tim Brown (1-2-94 vs. Denver)
	(9-22-96 vs. San Diego)
	(9-8-97 vs. Kansas City)
	(10-24-98 vs. N.Y. Jets)
11	Jerry Rice (9-15-02 at Pittsburgh)
11	Ronald Curry (12-23-06 vs. Kansas City)
11	Zach Miller (10-3-10 vs. Houston)

#### MOST YARDS GAINED

247	Art Powell (12-22-83 vs. Houston)
206	Art Powell (10-9-85 at Boston)

#### MOST TOUCHDOWN RECEPTIONS

4	Art Powell (12-2-83 vs. Houston)
3	Art Powell (12-9-83 vs. San Diego)
3	Fred Biletnikoff (11-10-68 at Denver)
3	Warren Wells (12-7-69 vs. Cincinnati)
	(10-11-70 vs. Denver)
3	Raymond Chester (10-25-70 vs. Pittsburgh)
3	Cliff Branch (11-30-75 vs. Atlanta)
3	Bob Chandler (10-26-80 vs. Seattle)
3	Todd Christensen (11-16-83 at Seattle)
	(12-1-83 at San Diego)
	(10-26-86 at Houston)
3	Tim Brown (8-31-97 at Tennessee)

#### AVERAGE PER CATCH (min 3 rec.)

57.3	Clem Daniels (3 for 172) (9-15-63 vs. Buffalo)
48.3	Jessie Hester (4 for 193) (11-30-86 vs. Philadelphia)

## PUNT RETURNS

### CAREER

#### MOST PUNT RETURNS

320	Tim Brown (1988-03)
168	Neal Colzie (1975-78)
148	George Atkinson (1968-77)

#### AVG. PER RETURN (min 20 ret.)

12.6	Claude Gibson (1963-85)
11.9	Ron Smith (1974)

#### MOST RETURN YARDS

3,272	Tim Brown (1988-03)
1,747	Neal Colzie (1975-78)

#### MOST TOUCHDOWNS

3	Claude Gibson (1963-85)
3	George Atkinson (1968-77)
3	Tim Brown (1988-03)
3	Phillip Buchanon (2002-03)
3	Johannie Lee Higgins (2007-10)

### SEASON

#### MOST PUNT RETURNS

62	Fulton Walker (1985)
58	Greg Pruitt (1983)

#### MOST RETURN YARDS

682	Fulton Walker (1985)
666	Greg Pruitt (1983)

#### MOST TOUCHDOWNS

3	Johannie Lee Higgins (2008)
2	Claude Gibson (1963)
2	George Atkinson (1968)
2	Desmond Howard (1998)
2	Phillip Buchanon (2003)

#### AVERAGE PER RETURN (min 14 ret.)

14.4	Claude Gibson (1964)
13.9	Cle Montgomery (1984)
13.0	Johannie Lee Higgins (2008)

### GAME

#### MOST PUNT RETURNS

9	Rodger Bird (9-10-67 vs. Denver)
9	Cle Montgomery (12-10-84 at Detroit)
8	Neal Colzie (10-5-75 at San Diego)
8	Desmond Howard (10-11-98 vs. San Diego)

#### MOST RETURN YARDS

205	George Atkinson (7-15-68 at Buffalo)
152	Cle Montgomery (12-10-84 at Detroit)



Tim Brown



## MOST TOUCHDOWNS

- 1 Claude Gibson  
(11-3-63 vs. Kansas City)  
(12-22-63 vs. Houston)
- 1 Claude Gibson  
(9-12-65 vs. Kansas City)
- 1 George Atkinson  
(9-15-68 at Buffalo)  
(10-13-68 vs. San Diego)
- 1 Alvin Wyatt  
(9-20-70 at Cincinnati)
- 1 George Atkinson  
(9-16-73 at Minnesota)
- 1 Ted Watts  
(12-7-81 vs. Pittsburgh)
- 1 Greg Pruitt  
(10-2-83 at Washington)
- 1 Cle Montgomery  
(12-10-84 at Detroit)
- 1 Fulton Walker  
(11-30-86 vs. Philadelphia)
- 1 Rick Calhoun  
(10-12-87 at Denver)
- 1 Tim Brown  
(11-24-91 at Cincinnati)
- 1 Tim Brown  
(12-12-93 vs. Seattle)
- 1 Desmond Howard  
(11-15-98 vs. Seattle)  
(12-13-98 at Buffalo)
- 1 Tim Brown  
(12-9-01 vs. Kansas City)
- 1 Phillip Buchanon  
(9-29-02 vs. Tennessee)
- 1 Terry Kirby  
(9-29-02 vs. Tennessee)
- 1 Phillip Buchanon  
(11-9-03 vs. N.Y. Jets)  
(12-28-03 at San Diego)
- 1 Johnnie Lee Higgins  
(11-16-08 at Miami)  
(11-23-08 at Denver)  
(12-21-08 vs. Houston)

## AVERAGE PER RETURN (min 3 ret.)

- 42.3 Neal Colzie  
(11-2-75 at Denver)
- 41.0 George Atkinson  
(9-15-68 at Buffalo)

## LONGEST PUNT RETURN

- 97 Greg Pruitt  
(10-2-83 at Washington)
- 93 Johnnie Lee Higgins  
(11-16-08 at Miami)
- 89 Johnnie Lee Higgins  
(11-23-08 at Denver)

## KICKOFF RETURNS

## CAREER

## MOST KICKOFF RETURNS

- 201 Chris Carr (2005-07)
- 113 Bo Roberson (1962-65)
- 110 Desmond Howard (1987-98)

## MOST RETURN YARDS

- 4,841 Chris Carr (2005-07)
- 2,791 Bo Roberson (1962-65)
- 2,358 Desmond Howard (1987-98)

## MOST TOUCHDOWNS

- 4 Jacoby Ford (2010-11)
- 2 Justin Miller (2008-09)
- 2 Terry Kirby (2000-02)
- 1 Bo Roberson (1962-65)
- 1 Jim Smith (1960)
- 1 Harold Hart (1974-75, 76)
- 1 Ira Matthews (1979-81)
- 1 Arthur Whittington (1978-81)
- 1 Derrick Jensen (1979-86)
- 1 Tim Brown (1988-92)
- 1 Napoleon Kaufman (1995-00)
- 1 David Dunn (2000-01)
- 1 Terry Kirby (2001)
- 1 Terry Kirby (2002)
- 1 Doug Gabriel (2003)

BEST AVERAGE PER RETURN  
(20+ RETS.)

- 28.4 Jack Larscheid (1960-61)
- 27.1 Clarence Davis (1971-78)

## SEASON

## MOST KICKOFF RETURNS

- 73 Chris Carr (2005)
- 69 Chris Carr (2006)
- 61 Desmond Howard (1987)
- 59 Chris Carr (2007)

## MOST YARDS RETURNED

- 1,762 Chris Carr (2006)
- 1,752 Chris Carr (2005)
- 1,327 Chris Carr (2007)
- 1,318 Desmond Howard (1987)

## MOST TOUCHDOWNS

- 3 Jacoby Ford (2010)
- 2 Justin Miller (2008)
- 1 Jim Smith (1960)
- 1 Bo Roberson (1962)
- 1 Harold Hart (1975)
- 1 Ira Matthews (1979)
- 1 Arthur Whittington (1980)
- 1 Derrick Jensen (1980)
- 1 Tim Brown (1988)
- 1 Napoleon Kaufman (1995)
- 1 David Dunn (2000)
- 1 Terry Kirby (2001)
- 1 Terry Kirby (2002)
- 1 Doug Gabriel (2003)
- 1 Jacoby Ford (2011)

## BEST AVERAGE PER RETURN

- 30.5 Harold Hart (1975)
- 28.4 Jack Larscheid (1960)

## GAME

## MOST KICKOFF RETURNS

- 10 Desmond Howard  
(10-26-97 at Seattle)
- 7 Bo Roberson  
(10-27-63 at San Diego)
- 7 Bo Roberson  
(12-22-63 vs. Houston)
- 7 Tim Brown  
(12-18-88 vs. Seattle)
- 7 Doug Gabriel  
(10-3-04 at Houston)
- 7 Chris Carr  
(12-31-05 vs. N.Y. Giants)  
(9-17-06 at Baltimore)  
(10-8-06 at San Francisco)
- 7 Jacoby Ford  
(11-28-10 vs. Miami)

## MOST RETURN YARDS

- 223 Desmond Howard  
(10-26-97 at Seattle)
- 208 Jacoby Ford  
(11-28-10 vs. Miami)
- 199 Doug Gabriel  
(10-3-04 at Houston)
- 191 Chris Carr  
(11-6-05 at Kansas City)
- 188 Jacoby Ford  
(12-26-10 vs. Indianapolis)
- 180 Ira Matthews  
(10-25-79 vs. San Diego)

## MOST TOUCHDOWNS

- 1 Jim Smith  
(10-9-60 at Dallas)
- 1 Bo Roberson  
(9-30-62 vs. San Diego)
- 1 Harold Hart  
(9-22-75 at Miami)
- 1 Ira Matthews  
(10-25-79 vs. San Diego)
- 1 Arthur Whittington  
(11-9-80 vs. Cincinnati)
- 1 Derrick Jensen  
(12-21-80 at N.Y. Giants)
- 1 Tim Brown  
(4-8-88 vs. San Diego)
- 1 Napoleon Kaufman  
(10-22-95 vs. Indianapolis)
- 1 David Dunn  
(11-26-00 vs. Atlanta)
- 1 Terry Kirby  
(11-11-01 at Seattle)  
(9-15-02 at Pittsburgh)
- 1 Doug Gabriel  
(12-28-03 at San Diego)
- 1 Justin Miller  
(12-4-08 at San Diego)  
(12-14-08 vs. New England)
- 1 Jacoby Ford  
(11-7-10 vs. Kansas City)  
(11-28-10 vs. Miami)  
(12-26-10 vs. Indianapolis)
- 1 Jacoby Ford  
(10-16-11 vs. Cleveland)

## AVG. PER RETURN (min 3 att.)

- 53.0 Harold Hart  
(10-25-79 vs. San Diego)
- 45.3 David Dunn  
(11-26-00 vs. Atlanta)

## LONGEST KICKOFF RETURN

- 104 Ira Matthews  
(10-25-79 vs. San Diego)
- 102 Harold Hart  
(9-22-75 at Miami)
- 101 Jacoby Ford  
(11-28-10 vs. Miami)
- 101 Jacoby Ford  
(10-16-11 vs. Cleveland)

# INDIVIDUAL RECORDS

## INTERCEPTIONS

### CAREER

#### MOST INTERCEPTIONS

39	Willie Brown (1967-78)
39	Lester Hayes (1977-86)
34	Terry McDaniel (1988-97)

#### MOST RETURN YARDS

638	Jack Tatum (1971-79)
624	Terry McDaniel (1988-97)
624	Dave Grayson (1965-70)

#### MOST TOUCHDOWNS

5	Terry McDaniel (1988-97)
4	Dave Grayson (1965-70)
4	Rod Martin (1977-88)
4	Lester Hayes (1977-86)
4	Phillip Buchanan (2002-04)
3	Burgess Owens (1980-82)
3	Eddie Anderson (1987-97)
3	Eric Allen (1998-00)

### SEASON

#### MOST INTERCEPTIONS

13	Lester Hayes (1980)
10	Tommy Morrow (1962)
10	Dave Grayson (1968)

#### MOST RETURN YARDS

273	Lester Hayes (1980)
233	Eddie Anderson (1989)

#### MOST TOUCHDOWNS

3	Eric Allen (2000)
2	Dave Grayson (1965)
2	Gus Otto (1965)
2	Warren Powers (1967)
2	Jimmy Warren (1971)
2	Lester Hayes (1979)
2	Rod Martin (1983)
2	Eddie Anderson (1989)
2	Terry McDaniel (1994)
2	Anthony Dorsett (2001)
2	Rod Woodson (2002)
2	Phillip Buchanan (2003)
2	Thomas Howard (2007)

### GAME

#### MOST INTERCEPTIONS

3	Tommy Morrow (9-7-63 at Houston)
3	Dave Grayson (10-26-69 at San Diego)
3	Willie Brown (10-29-72 vs. L.A. Rams)
3	George Atkinson (10-6-74 at Cleveland)
3	Charles Phillips (12-8-75 vs. Denver)
3	Terry McDaniel (10-9-94 at New England)
3	Rod Woodson (9-29-02 vs. Tennessee)

#### MOST CONSECUTIVE GAMES, INTERCEPTION

8	Tommy Morrow (1962-63)
6	Lester Hayes (1980)

#### MOST RETURN YARDS

151	Mike Haynes (12-2-84 at Miami)
96	Tommy Morrow (10-3-64 at Buffalo)

#### MOST TOUCHDOWNS

1	By 42 players
---	---------------

#### LONGEST INTERCEPTION RETURN

102	Eddie Anderson (12-14-92 at Miami)
100	Chris Carr (10-29-06 vs. Pittsburgh)
98	Rod Woodson (11-11-02 at Denver)
97	Mike Haynes (12-2-84 at Miami)
94	Eric Turner (9-20-98 vs. Denver)

## PUNTING

### CAREER

#### MOST PUNTS

1,049	Ray Guy (1973-86)
933	Shane Lechler (2000-11)
642	Jeff Gossett (1988-96)

#### MOST YARDS PUNTING

44,493	Ray Guy (1973-86)
44,389	Shane Lechler (2000-11)
26,745	Jeff Gossett (1988-96)

#### AVERAGE PER PUNT

47.6	Shane Lechler (2000-11)
42.9	Leo Araguz (1986-99)
42.5	Ray Guy (1973-86)

### SEASON

#### MOST PUNTS

98	Leo Araguz (1988)
96	Ray Guy (1981)
96	Shane Lechler (2003)
96	Shane Lechler (2009)

#### MOST YARDS PUNTING

4,908	Shane Lechler (2009)
4,503	Shane Lechler (2003)
4,391	Shane Lechler (2008)
4,256	Leo Araguz (1988)
4,189	Leo Araguz (1987)

#### AVERAGE PER PUNT

51.1	Shane Lechler (2009)
50.8	Shane Lechler (2011)
49.1	Shane Lechler (2007)
48.8	Shane Lechler (2008)
47.5	Shane Lechler (2006)
47.0	Shane Lechler (2010)
46.9	Shane Lechler (2003)
46.7	Shane Lechler (2004)

### GAME

#### MOST PUNTS

16	Leo Araguz (10-11-98 vs. San Diego)
11	Wayne Crow (9-11-60 vs. Houston)
11	Mike Mercer (9-12-63 vs. Boston)
11	Mike Eischeid (11-20-66 at Denver)
11	Ray Guy (11-18-73 vs. Cleveland)
11	Shane Lechler (11-9-08 vs. Carolina)
11	Shane Lechler (11-15-09 vs. Kansas City)

#### AVG. PER PUNT (min 3 att.)

58.0	Shane Lechler (12-24-05 at Denver)
58.7	Shane Lechler (11-23-08 at Denver)
58.2	Shane Lechler (9-12-11 at Denver)
58.0	Shane Lechler (1-1-12 vs. San Diego)
57.6	Ray Guy (9-6-81 at Denver)
56.9	Shane Lechler (9-20-09 at Kansas City)
56.8	Shane Lechler (12-3-06 vs. Houston)

#### LONGEST PUNT

80	Shane Lechler (11-27-11 vs. Chicago)
77	Wayne Crow (10-29-61 vs. N.Y.)
77	Shane Lechler (9-12-11 at Denver)
76	Shane Lechler (12-24-11 at Kansas City)
74	Ray Guy (10-30-77 at Denver)
73	Shane Lechler (9-28-03 vs. San Diego)
72	Mike Eischeid (12-10-68 vs. Denver)
72	Ray Guy (12-2-73 at Houston)



Shane Lechler





## LONGEST PLAYS IN RAIDERS HISTORY

## LONGEST RUNS

Raiders	92 yards	Bo Jackson	11-5-89 vs. Cincinnati
	91 yards	Bo Jackson	11-30-87 at Seattle
	89 yards	Kenny King	10-12-80 vs. San Diego
	*88 yards	Bo Jackson	2-16-80 vs. Cincinnati
	87 yards	Jack Larscheid	10-16-80 vs. Boston
Opponents	95 yards	Tiki Barber	12-31-05 vs. New York Giants
	87 yards	Paul Robinson	10-27-68 vs. Cincinnati
	86 yards	Keith Lincoln	9-30-82 vs. San Diego
	*83 yards	Jess Phillips	11-2-69 at Cincinnati
	82 yards	Gene Mingo	1-5-82 at Denver

## LONGEST PASS PLAYS

Raiders	99 yards	Jim Plunkett to Cliff Branch	10-2-83 at Washington
	94 yards	George Blanda to Warren Wells	11-10-68 at Denver
	93 yards	Tom Flores to Dobbie Craig	10-20-63 vs. New York
	92 yards*	Marc Wilson to Marcus Allen	10-7-84 vs. Seattle
	90 yards	Cotton Davidson to Dick Dorsey	12-2-62 at San Diego
Opponents	92 yards	Len Dawson to Gloster Richardson	11-3-68 vs. Kansas City
	87 yards	Richard Todd to Wesley Walker	10-23-77 at New York
	86 yards	John Elway to Vance Johnson	9-26-88 at Denver
	85 yards	Jake Plummer to Rod Smith	11-28-84 at Denver
	80 yards	Jim Harbaugh to Dennis Gentry	9-30-90 vs. Chicago

\*did not score



Bo Jackson

## LONGEST FIELD GOALS

Raiders	63 yards	Sebastian Janikowski	9-12-11 at Denver
	61 yards	Sebastian Janikowski	12-27-09 at Cleveland
	59 yards	Sebastian Janikowski	12-26-10 vs. Indianapolis
	57 yards	Sebastian Janikowski	10-19-08 vs. N.Y. Jets
	56 yards	Sebastian Janikowski	9-14-08 at Kansas City
	55 yards	Sebastian Janikowski	11-12-06 vs. Denver
	55 yards	Sebastian Janikowski	11-2-03 at Detroit
	55 yards	Sebastian Janikowski	10-9-11 at Houston
	54 yards	Sebastian Janikowski	10-29-00 at San Diego
	54 yards	Jeff Jaeger	10-4-92 vs. N.Y. Giants
	54 yards	George Fleming	10-1-61 vs. Denver
	54 yards	Sebastian Janikowski	10-28-07 at Tennessee
	54 yards	Sebastian Janikowski	11-19-07 at Minnesota
	54 yards	Sebastian Janikowski	11-25-07 at Kansas City
	54 yards	Sebastian Janikowski	9-20-09 at Kansas City
	54 yards	Sebastian Janikowski	12-13-09 vs. Washington
	54 yards	Sebastian Janikowski	12-20-09 at Denver
	54 yards	Sebastian Janikowski	9-26-10 at Arizona
	54 yards	Sebastian Janikowski	9-25-11 vs. New York Jets
	54 yards	Sebastian Janikowski	10-9-11 at Houston
Opponents	53 yards	Jeff Jaeger	9-19-93 vs. Cleveland
	53 yards	Jeff Jaeger	10-18-93 at Denver
	53 yards	Jeff Jaeger	10-18-92 at Seattle
	53 yards	Jeff Jaeger	12-1-91 at San Diego
	53 yards	Cole Ford	10-26-97 at Seattle
	53 yards	Sebastian Janikowski	12-30-07 vs. San Diego
	52 yards	George Blanda	11-9-70 vs. Cleveland
	52 yards	Chris Bahr	11-20-86 at San Diego
	52 yards	Joe Nedney	12-28-99 at San Diego
	52 yards	Sebastian Janikowski	11-11-01 at Seattle
	52 yards	Sebastian Janikowski	12-5-04 vs. Kansas City
	52 yards	Sebastian Janikowski	11-11-07 vs. Chicago
	52 yards	Sebastian Janikowski	11-18-07 at Minnesota
	52 yards	Sebastian Janikowski	11-22-09 vs. Cincinnati
	52 yards	Sebastian Janikowski	1-1-12 vs. San Diego
	58 yards	Nick Lowery	9-12-85 at Kansas City
	57 yards	Michael Husted	12-19-93 vs. Tampa Bay
	54 yards	George Blanda	12-9-62 at Houston
	54 yards	Nick Lowery	11-6-83 at Kansas City
	54 yards	Neil Rackers	10-9-11 at Houston
	53 yards	Jim Turner	11-2-75 at Denver
	53 yards	Norm Johnson	12-9-86 at Seattle
	53 yards	John Kasay	9-12-93 at Seattle
	53 yards	Jason Elam	11-22-99 at Denver (OT)
	53 yards	John Hall	1-6-02 vs. N.Y. Jets
	53 yards	Kris Brown	12-21-08 vs. Houston
	53 yards	Robbie Gould	11-27-11 vs. Chicago

# LONGEST PLAYS IN RAIDERS HISTORY

## LONGEST PUNTS

Raiders	80 yards	Shane Lechler	11-27-11 vs. Chicago
	77 yards	Wayne Crow	10-29-61 vs. New York
	77 yards	Shane Lechler	9-12-11 at Denver
	76 yards	Shane Lechler	12-24-11 at Kansas City
	74 yards	Ray Guy	10-30-77 at Denver
	73 yards	Shane Lechler	9-28-03 vs. San Diego
	72 yards	Mike Eischeid	12-10-68 vs. Denver
	72 yards	Ray Guy	12-2-73 at Houston
Opponents	75 yards	John James	11-30-75 vs. Atlanta
	75 yards	Rich Camarillo	11-1-81 vs. New England
	74 yards	Craig Colquitt	12-7-81 vs. Pittsburgh
	74 yards	Raf Mojstiejko	10-29-89 vs. Washington
	74 yards	Matt Turk	2-17-06 vs. St. Louis
	73 yards	Dustin Colquitt	9-14-08 at Kansas City

## LONGEST INTERCEPTION RETURNS

Raiders	102 yards	Eddie Anderson	12-14-82 at Miami
	100 yards	Chris Carr	10-29-06 vs. Pittsburgh
	98 yards	Rod Woodson	11-11-02 at Miami
	97 yards	Mike Haynes	12-2-84 at Miami
	94 yards	Eric Turner	9-20-88 vs. Denver
	91 yards	Fred Williamson	9-30-62 vs. San Diego
Opponents	102 yards	Donald Frank	10-31-93 vs. San Diego
	100 yards	Tim Collier	12-18-77 vs. Kansas City
	87 yards	Rolland Lawrence	11-30-75 vs. Atlanta
	84 yards	Sabby Piscitelli	12-28-08 at Tampa Bay (No TD)
	83 yards	Lloyd Burruss	10-28-81 at Kansas City

## LONGEST PUNT RETURNS

Raiders	97 yards	Greg Pruitt	10-2-83 at Washington
	93 yards	Johnnie Lee Higgins	11-16-08 at Miami
	89 yards	Johnnie Lee Higgins	11-23-08 at Denver
	88 yards	Tim Brown	12-9-01 vs. Kansas City
	86 yards	George Atkinson	9-15-68 at Buffalo
	85 yards	Claude Gibson	11-3-63 vs. Kansas City
	82 yards	George Atkinson	10-13-68 vs. San Diego
Opponents	90 yards	T.J. Rushing	12-16-07 vs. Indianapolis
	90 yards	Darrien Gordon	9-25-94 vs. San Diego
	90 yards	Eric Decker	9-12-11 at Denver
	88 yards	J.T. Smith	9-23-79 at Kansas City
	85 yards	Eddie Royal	11-6-11 vs. Denver
	84 yards	Tamarick Vanover	1-2-00 at Kansas City
	76 yards	Gregg Garrity	11-30-86 vs. Philadelphia
	76 yards	Dave Meggett	12-24-89 at NY Giants

## LONGEST KICKOFF RETURNS

Raiders	104 yards	Ira Matthews	10-25-79 vs. San Diego
	102 yards	Harold Hart	9-22-75 at Miami
	101 yards	Jacoby Ford	11-28-10 vs. Miami
	101 yards	Jacoby Ford	10-16-11 vs. Cleveland
	99 yards	Jacoby Ford	12-26-10 vs. Indianapolis
	98 yards	Jim Smith	10-9-60 at Dallas
	97 yards	Tim Brown	9-4-88 vs. San Diego
	96 yards	Terry Kirby	9-15-02 at Pittsburgh
Opponents	105 yards	Richard Goodman	1-1-12 vs. San Diego
	102 yards	LaRod Stephens-Howling	9-28-10 at Arizona
	101 yards	Leon Burton	10-28-80 at New York
	99 yards	Eddie Payton	9-14-81 at Minnesota
	99 yards	Joe Howard	10-29-89 vs. Washington
	99 yards	Josh Cribbs	9-23-07 vs. Cleveland
	95 yards	Joe Auer	9-2-66 at Miami
	95 yards	Ellis Hobbs	12-14-08 vs. New England
	95 yards	Jacoby Jones	10-4-09 at Houston

## LONGEST FUMBLE RETURNS

Raiders	104 yards	Jack Tatum	9-24-72 at Green Bay
	96 yards	Charles Phillips	10-8-78 vs. Houston
	77 yards	Rod Martin	11-18-84 vs. Kansas City
	75 yards	Fred Williamson	10-29-61 vs. New York*
	75 yards	Archie Reese	9-18-82 at Atlanta
Opponents	91 yards	Gary Spani	10-25-81 vs. Kansas City
	81 yards	Andre Waters	11-30-86 vs. Philadelphia*
	80 yards	Bill Thompson	10-22-73 at Denver
	80 yards	James Hasty	9-9-96 at Kansas City

\*Did not score



Jacoby Ford



## YEARLY STATISTICAL LEADERS

Due to work stoppages, the 1982 regular season was reduced to nine games and the 1987 regular season was reduced to 15 games. Team record in bold.

## PASSING

		Att	Comp	Yds	Pct	TD	Int
1960	Tom Flores	252	136	1738	54.0	12	12
1961	Tom Flores	366	190	2176	51.9	15	19
1962	Cotton Davidson	321	119	1977	37.0	7	23
1963	Tom Flores	247	113	2101	45.7	20	13
1964	Cotton Davidson	320	155	2497	48.4	21	19
1965	Tom Flores	269	122	1583	45.3	14	11
1966	Tom Flores	306	151	2638	49.4	24	14
1967	Darley Lamonica	425	220	3228	51.8	30	23
1968	Darley Lamonica	416	206	3245	49.5	25	15
1969	Darley Lamonica	426	221	3302	51.9	<b>34</b>	25
1970	Darley Lamonica	356	179	2516	50.3	22	15
1971	Darley Lamonica	242	118	1717	48.8	16	16
1972	Darley Lamonica	281	149	1988	53.0	18	12
1973	Ken Stabler	260	163	1987	62.7	14	10
1974	Ken Stabler	310	178	2469	57.4	26	12
1975	Ken Stabler	293	171	2296	58.4	16	24
1976	Ken Stabler	291	194	2737	66.7	27	17
1977	Ken Stabler	294	169	2176	57.5	20	20
1978	Ken Stabler	406	237	2944	58.4	16	<b>30</b>
1979	Ken Stabler	498	304	3615	61.0	26	22
1980	Jim Plunkett	320	185	2299	51.6	18	16
1981	Marc Wilson	366	173	2311	47.3	14	19
1982	Jim Plunkett	261	152	2035	58.2	14	15
1983	Jim Plunkett	379	230	2935	60.7	20	18
1984	Marc Wilson	282	153	2151	54.3	15	17
1985	Marc Wilson	388	193	2608	67.7	16	21
1986	Jim Plunkett	252	133	1986	52.8	14	9
1987	Marc Wilson	266	152	2070	57.1	12	8
1988	Jay Schroeder	256	113	1839	44.1	13	13
1989	Steve Beuerlein	217	108	1677	49.8	13	9
1990	Jay Schroeder	334	182	2849	54.5	19	9
1991	Jay Schroeder	357	189	2562	52.9	15	16
1992	Jay Schroeder	253	123	1476	48.6	11	11
1993	Jeff Hostetler	419	236	3242	56.2	14	10
1994	Jeff Hostetler	454	263	3334	57.9	20	16
1995	Jeff Hostetler	286	172	1998	60.1	12	9
1996	Jeff Hostetler	402	242	2548	60.2	23	14
1997	Jeff George	521	290	3817	55.7	29	9
1998	Donald Hollas	260	135	1754	51.9	10	16
1999	Rich Cannon	515	304	3840	59.0	24	14
2000	Rich Cannon	473	284	3430	60.0	28	11
2001	Rich Cannon	548	361	3828	65.8	27	9
2002	Rich Cannon	<b>618</b>	<b>418</b>	<b>4689</b>	<b>67.6</b>	26	10
2003	Rich Cannon	225	125	1274	55.6	6	4
2004	Kerry Collins	513	289	3495	56.3	21	20
2005	Kerry Collins	565	302	3759	53.5	20	12
2006	Andrew Walter	276	147	1677	53.3	3	13
2007	Josh McCown	190	111	1151	58.4	10	11
2008	JaMarcus Russell	368	198	2423	53.8	13	8
2009	JaMarcus Russell	246	120	1287	48.8	3	11
2010	Jason Campbell	329	194	2387	59.0	13	8
2011	Carson Palmer	328	199	2753	60.7	13	16

## RUSHING

		No	Yds	Avg	TD	Lg
1960	Tony Teresa	139	608	4.4	6	83
1961	Wayne Crow	119	490	4.1	2	62
1962	Clem Daniels	161	766	4.7	7	72
1963	Clem Daniels	215	1099	5.1	3	74
1964	Clem Daniels	173	824	4.7	2	42
1965	Clem Daniels	219	953	4.0	5	57
1966	Clem Daniels	204	801	3.9	7	64
1967	Clem Daniels	130	575	4.4	4	52
1968	Hewitt Dixon	206	865	4.2	2	28
1969	Charlie Smith	177	600	3.4	2	23
1970	Hewitt Dixon	197	861	4.4	1	39
1971	Mary Hubbard	181	867	4.8	5	20
1972	Mary Hubbard	219	1100	5.0	4	39
1973	Mary Hubbard	193	903	4.7	6	50
1974	Mary Hubbard	188	865	4.6	4	32
1975	Pete Banaszak	187	672	3.6	<b>16</b>	27
1976	Mark van Eeghen	233	1012	4.3	3	21
1977	Mark van Eeghen	324	1273	3.9	7	27
1978	Mark van Eeghen	270	1080	4.0	9	34
1979	Mark van Eeghen	223	818	3.7	7	19
1980	Mark van Eeghen	222	838	3.8	5	34
1981	Kenny King	170	828	4.9	0	60
1982	Marcus Allen	160	697	4.4	11	53
1983	Marcus Allen	266	1014	3.8	9	19
1984	Marcus Allen	275	1168	4.2	13	52
1985	Marcus Allen	<b>380</b>	<b>1759</b>	4.6	11	61
1986	Marcus Allen	208	759	3.6	5	28
1987	Marcus Allen	200	754	3.8	5	44
1988	Marcus Allen	223	831	3.7	7	32
1989	Bo Jackson	173	950	5.5	4	<b>92</b>
1990	Bo Jackson	125	698	5.6	5	88
1991	Roger Craig	162	580	3.6	1	15
1992	Eric Dickerson	187	729	3.9	2	40
1993	Greg Robinson	156	581	3.8	1	16
1994	Harvey Williams	282	983	3.5	4	28
1995	Harvey Williams	255	1114	4.4	9	60
1996	Napoleon Kaufman	150	874	<b>5.8</b>	1	77
1997	Napoleon Kaufman	272	1294	4.8	6	83
1998	Napoleon Kaufman	217	921	4.2	2	80
1999	Iyone Wheatley	242	936	3.9	8	30
2000	Iyone Wheatley	232	1046	4.5	9	80
2001	Charlie Garner	211	839	4.0	1	38
2002	Charlie Garner	182	962	5.3	7	36
2003	Iyone Wheatley	158	678	4.3	4	41
2004	Amos Zereoue	112	425	3.8	3	55
2005	LaMont Jordan	272	1025	3.8	9	26
2006	Justin Fargas	178	659	3.7	1	48
2007	Justin Fargas	222	1009	4.5	4	48
2008	Justin Fargas	218	853	3.9	1	42
2009	Michael Bush	123	589	4.8	3	60
2010	Darren McFadden	223	1157	5.2	7	57
2011	Michael Bush	256	977	3.8	7	44





## YEARLY STATISTICAL LEADERS

## RECEIVING

	No	Yds	Avg	TD	Lg	
1960	Billy Lott	49	524	10.7	1	28
1961	Doug Asad	36	501	13.0	2	51
1962	Max Boydston	30	374	12.4	0	58
1963	Art Powell	73	1304	17.8	16	85
1964	Art Powell	76	1361	17.9	11	77
1965	Art Powell	52	800	15.4	12	66
1966	Art Powell	53	1026	19.4	11	46
1967	Hewitt Dixon	59	563	9.5	2	48
1968	Fred Biletnikoff	61	1037	17.0	6	82
1969	Fred Biletnikoff	54	837	15.3	12	53
1970	Fred Biletnikoff	45	768	17.1	7	51
1971	Fred Biletnikoff	61	929	15.2	9	49
1972	Fred Biletnikoff	58	802	13.8	7	39
1973	Fred Biletnikoff	48	660	13.8	4	32
1974	Cliff Branch	60	1092	18.2	13	67
1975	Cliff Branch	51	893	17.5	9	53
1976	Dave Casper	53	691	13.0	10	30
1977	Dave Casper	48	584	12.2	6	27
1978	Dave Casper	62	852	13.7	9	44
1979	Cliff Branch	59	844	14.3	6	66
1980	Bob Chandler	49	786	16.0	10	56
1981	Derrick Ramsey	52	674	13.0	4	66
1982	Todd Christensen	42	510	12.1	4	50
1983	Todd Christensen	92	1247	13.6	12	45
1984	Todd Christensen	80	1007	12.6	7	38
1985	Todd Christensen	82	987	12.0	6	48
1986	Todd Christensen	95	1153	12.1	8	35
1987	Marcus Allen	51	410	8.0	0	39
1988	Tim Brown	43	725	16.9	5	65
1989	Mervyn Fernandez	57	1069	18.8	9	75
1990	Mervyn Fernandez	52	839	16.1	5	66
1991	Ethan Horton	53	650	12.3	5	52
1992	Tim Brown	49	693	14.1	7	68
1993	Tim Brown	80	1180	14.8	7	71
1994	Tim Brown	89	1309	14.7	9	77
1995	Tim Brown	89	1342	15.1	10	80
1996	Tim Brown	90	1104	12.3	9	42
1997	Tim Brown	104	1408	13.5	5	58
1998	Tim Brown	90	1344	14.9	6	47
2000	Tim Brown	76	1128	14.8	11	45
2001	Tim Brown	91	1165	12.8	9	46
2002	Jerry Rice	92	1211	13.2	7	75
2003	Jerry Rice	63	869	13.8	2	47
2004	Jerry Porter	64	998	15.6	9	52
2005	Jerry Porter	76	942	12.4	5	49
2006	Ronald Curry	62	727	11.7	1	39
2007	Ronald Curry	55	717	13.0	4	49
2008	Zach Miller	56	778	13.9	1	63
2009	Zach Miller	66	805	12.2	3	86
2010	Zach Miller	60	685	11.4	5	43
2011	Dariusz Heyward-Bey	64	975	15.2	4	58

## SCORING

		TD	PAT	FG	Total
1960	Tony Teresa	10	0	0	60
1961	George Fleming	1	24	11	63
1962	Clem Daniels	8	0	0	48
1963	Art Powell	16	0	0	96
1964	Mike Mercer	0	34	15	79
1965	Clem Daniels	12	0	0	72
	Art Powell	12	0	0	72
1966	Mike Eischeid	0	37	11	70
1967	George Blanda	0	56	20	116
1968	George Blanda	0	54	21	117
1969	George Blanda	0	45	20	105
1970	George Blanda	0	36	16	84
1971	George Blanda	0	41	15	86
1972	George Blanda	0	44	17	95
1973	George Blanda	0	31	23	100
1974	Cliff Branch	13	0	0	78
1975	Pete Banaszak	16	0	0	96
1976	Cliff Branch	12	0	0	72
1977	Errol Mann	0	39	20	99
1978	Errol Mann	0	33	12	66
1979	Jim Breech	0	41	18	95
1980	Chris Bahr	0	41	19	98
1981	Chris Bahr	0	27	14	69
1982	Marcus Allen	14	0	0	84
1983	Chris Bahr	0	51	21	114
1984	Marcus Allen	18	0	0	108
1985	Chris Bahr	0	40	20	100
1986	Chris Bahr	0	36	21	99
1987	Chris Bahr	0	27	19	84
1988	Chris Bahr	0	37	18	91
1989	Jeff Jaeger	0	34	23	103
1990	Jeff Jaeger	0	40	15	85
1991	Jeff Jaeger	0	29	29	116
1992	Jeff Jaeger	0	28	15	73
1993	Jeff Jaeger	0	27	35	132
1994	Jeff Jaeger	0	31	22	97
1995	Jeff Jaeger	0	22	18	61
1996	Cole Ford	0	36	24	108
1997	Cole Ford	0	33	13	72
	James Jett	12	0	0	72
1998	Greg Davis	0	31	17	82
1999	Michael Husted	0	30	20	90
2000	Sebastian Janikowski	0	46	22	112
2001	Sebastian Janikowski	0	42	23	111
2002	Sebastian Janikowski	0	50	26	128
2003	Sebastian Janikowski	0	28	22	94
2004	Sebastian Janikowski	0	31	25	106
2005	Sebastian Janikowski	0	30	20	90
2006	Sebastian Janikowski	0	16	18	70
2007	Sebastian Janikowski	0	28	23	97
2008	Sebastian Janikowski	0	25	24	97
2009	Sebastian Janikowski	0	17	26	95
2010	Sebastian Janikowski	0	43	33	142
2011	Sebastian Janikowski	0	36	31	129



## YEARLY STATISTICAL LEADERS

## INTERCEPTIONS

		No	Yds	Avg	TD	Lg
1960	Eddie Macon	9	105	11.7	1	42
1961	Joe Camavino	5	14	2.8	0	9
1962	Tom Morrow	10	141	14.1	0	36
1963	Tom Morrow	9	104	11.5	0	35
1964	Fred Williamson	6	40	6.7	0	28
1965	Warren Powers	5	56	11.2	0	12
1966	Warren Powers	5	88	17.6	0	35
1967	Willie Brown	7	33	4.7	0	25
1968	Dave Grayson	10	195	19.5	1	54
1969	Dave Grayson	8	132	16.5	1	76
1970	Kent McCloughan	5	5	1.0	0	5
1971	Nemiah Wilson	5	70	14.0	0	22
1972	Jack Tatum	4	91	22.8	0	56
1973	George Atkinson	3	48	16.0	0	36
1974	Alonzo Thomas	6	70	11.7	1	34
1975	Alonzo Thomas	6	86	14.3	0	48
1976	Monte Johnson	4	40	10.0	0	22
1977	Jack Tatum	6	146	24.3	0	41
1978	Charles Phillips	6	121	20.2	1	42
1979	Lester Hayes	7	100	14.3	2	52
1980	Lester Hayes	13	273	21.0	1	62
1981	Odis McKinney	3	38	12.7	0	34
1982	Burgess Owens	4	56	14.0	0	35
1983	Vann McElroy	8	68	8.5	0	28
1984	Mike Haynes	6	220	36.7	1	97
1985	Lester Hayes	4	27	6.8	1	27
1986	Vann McElroy	7	105	15.0	0	28
1987	Vann McElroy	4	41	10.3	1	35
1988	Mike Haynes	3	30	10.0	0	30
	Vann McElroy	3	17	5.7	0	13
1989	Eddie Anderson	5	233	46.6	2	87
1990	Eddie Anderson	3	19	16.3	0	15
	Terry McDaniel	3	20	6.7	0	15
	Mike Harden	3	19	6.3	0	15
1991	Ronnie Lott	8	52	6.5	0	27
1992	Terry McDaniel	4	180	45.0	0	67
1993	Terry McDaniel	5	87	17.4	1	36
1994	Terry McDaniel	7	103	14.7	2	35
1995	Terry McDaniel	6	46	7.7	1	42
1996	Terry McDaniel	5	150	30.0	1	56
1997	Eric Turner	2	45	22.5	0	29
	Lionel Washington	2	44	22.0	0	44
	James Trapp	2	24	12.5	0	25
	Lorenzo Lynch	2	6	3.0	0	6
1998	Charles Woodson	5	118	23.6	1	46
	Eric Allen	5	59	11.8	0	22
1999	Darrien Gordon	3	44	14.7	0	28
	Eric Turner	3	43	14.3	0	24
	Eric Allen	3	33	11.0	0	31
2000	Eric Allen	6	145	24.2	3	50
	William Thomas	6	68	11.3	1	46
2001	Tory James	5	72	14.4	0	23
2002	Rod Woodson	8	225	28.1	2	98
2003	Phillip Buchanon	6	176	29.3	2	83
2004	Phillip Buchanon	3	69	23.0	1	37
2005	Stuart Schweigert	2	35	17.5	0	33
2006	Nnamdi Asomugha	8	59	7.4	1	24
2007	Thomas Howard	6	172	28.7	2	66
2008	Chris Johnson	3	68	22.7	0	44
	DeAngelo Hall	3	31	10.3	0	21
	Rashad Baker	3	8	2.7	0	8
2009	Chris Johnson	3	20	6.7	0	20
	Michael Huff	3	15	5.0	0	10
2010	Michael Huff	3	32	10.7	0	17
2011	Matt Giordano	5	130	26.0	0	62

## PUNT RETURNS

		No	Yds	Avg	TD	Lg
1960	Jack Larscheid	12	106	8.8	0	41
1961	Charles Fuller	4	52	13.0	0	25
1962	Bob Garner	20	162	8.1	0	25
1963	Claude Gibson	26	307	11.8	2	85
1964	Claude Gibson	29	419	14.4	0	58
1965	Claude Gibson	31	357	11.8	1	58
1966	Rodger Bird	37	323	8.7	0	72
1967	Rodger Bird	46	612	13.3	0	48
1968	George Atkinson	36	490	13.6	2	86
1969	George Atkinson	25	153	6.1	0	30
1970	Alvin Wyatt	25	231	9.2	1	63
1971	George Atkinson	20	159	8.0	0	34
1972	George Atkinson	10	33	3.3	0	8
1973	George Atkinson	41	336	8.2	1	63
1974	Ron Smith	41	486	11.9	0	55
1975	Neal Colzie	48	655	13.6	0	64
1976	Neal Colzie	41	448	10.9	0	32
1977	Neal Colzie	32	334	10.4	0	23
1978	Neal Colzie	47	310	6.6	0	24
1979	Ira Matthews	32	165	5.2	0	20
1980	Ira Matthews	48	421	8.8	0	34
1981	Ted Watts	35	284	8.1	1	52
1982	Greg Pruitt	26	209	8.0	0	25
1983	Greg Pruitt	58	668	11.5	1	97
1984	Greg Pruitt	53	473	8.9	0	38
1985	Fulton Walker	62	692	11.2	0	32
1986	Fulton Walker	49	440	9.0	1	70
1987	Chris Woods	26	189	7.3	0	34
1988	Tim Brown	49	444	9.1	0	36
1989	Stefon Adams	19	156	8.2	0	15
1990	Tim Brown	34	295	8.7	0	39
1991	Tim Brown	29	330	11.4	1	75
1992	Tim Brown	37	383	10.4	0	40
1993	Tim Brown	40	465	11.6	1	74
1994	Tim Brown	40	487	12.2	0	48
1995	Tim Brown	36	364	10.1	0	38
1996	Tim Brown	32	272	8.5	0	36
1997	Desmond Howard	27	210	7.8	0	31
1998	Desmond Howard	45	541	12.0	2	75
1999	Darrien Gordon	42	397	9.5	0	78
2000	Darrien Gordon	29	258	8.9	0	36
2001	David Dunn	19	169	8.9	0	23
2002	Phillip Buchanon	15	178	14.0	1	83
2003	Phillip Buchanon	36	491	13.6	2	80
2004	Phillip Buchanon	21	121	5.8	0	18
2005	Chris Carr	34	186	5.5	0	34
2006	Chris Carr	35	216	6.2	0	35
2007	Johnnie Lee Higgins	15	103	5.2	0	54
2008	Johnnie Lee Higgins	44	570	13.0	3	93
2009	Johnnie Lee Higgins	34	177	5.2	0	19
2010	Nick Miller	35	257	7.3	0	46
2011	Denarius Moore	25	216	8.6	0	34



## YEARLY STATISTICAL LEADERS

## KICKOFF RETURNS

	No	Yds	Avg	TD	Lg	
1960	Jack Larscheid	30	852	28.4	0	78
1961	George Fleming	29	588	20.3	0	36
1962	Bo Roberson	27	748	27.7	1	87
1963	Bo Roberson	38	809	21.2	0	58
1964	Bo Roberson	36	975	27.0	0	58
1965	Larry Todd	20	461	23.1	0	50
1966	Pervis Atkins	29	608	21.0	0	35
1967	Dave Grayson	19	405	21.3	0	29
1968	George Atkinson	32	802	25.1	0	60
1969	George Atkinson	16	382	23.9	0	39
1970	George Atkinson	23	574	25.0	0	62
1971	Clarence Davis	27	734	27.2	0	44
1972	Clarence Davis	18	464	25.8	0	49
1973	Clarence Davis	19	504	26.5	0	76
1974	Harold Hart	18	466	25.9	0	67
1975	Harold Hart	17	518	30.5	1	102
1976	Rick Jennings	16	417	26.1	0	55
1977	Carl Garrett	21	420	20.0	0	31
1978	Arthur Whittington	23	473	20.6	0	34
1979	Ira Matthews	35	873	24.9	1	104
1980	Ira Matthews	29	585	20.2	0	45
1981	Arthur Whittington	25	563	22.5	0	47
1982	Greg Pruitt	14	371	26.4	0	55
1983	Cle Montgomery	21	464	22.1	0	48
1984	Dokie Williams	24	621	25.9	0	62
1985	Fulton Walker	21	467	22.2	0	57
1986	Stefon Adams	27	573	21.2	0	51
1987	Vance Mueller	27	588	21.8	0	46
1988	Tim Brown	41	1098	26.8	1	97
1989	Stefon Adams	22	425	19.3	0	37
1990	Jamie Holland	32	655	20.5	0	87
1991	Jamie Holland	22	421	19.1	0	27
1992	Alexander Wright	18	325	18.1	0	33
1993	Raghib Ismail	25	605	24.2	0	66
1994	Raghib Ismail	43	923	21.5	0	51
1995	Raghib Ismail	36	706	19.6	0	43
1996	Carl Kidd	29	622	21.4	0	48
1997	Desmond Howard	61	1318	21.6	0	45
1998	Desmond Howard	49	1040	21.1	0	42
1999	Napoleon Kaufman	42	831	19.8	0	48
2000	David Dunn	44	1073	24.4	1	88
2001	Terry Kirby	46	1066	23.2	1	90
2002	Marcus Knight	29	705	25.5	0	85
2003	Doug Gabriel	29	646	22.3	1	85
2004	Doug Gabriel	53	1140	21.5	0	64
2005	Chris Carr	73	1752	24.0	0	62
2006	Chris Carr	69	1762	25.5	0	50
2007	Chris Carr	59	1327	25.5	0	43
2008	Johnnie Lee Higgins	36	842	23.4	0	69
2009	Jonathan Holland	28	550	19.6	0	60
2010	Jacoby Ford	53	1280	24.2	3	101
2011	Bryan McCann	13	361	27.8	0	91

## PUNTING

		No	Yds	Avg	Lg
1960	Wayne Crow	76	2958	38.9	72
1961	Wayne Crow	61	2613	42.8	77
1962	Cotton Davidson	40	1569	39.2	64
1963	Mike Mercer	75	3007	40.0	53
1964	Mike Mercer	58	2446	42.1	67
1965	Mike Mercer	75	3079	41.1	70
1966	Mike Eischeid	64	2703	42.2	56
1967	Mike Eischeid	76	3364	44.3	62
1968	Mike Eischeid	64	2788	43.6	72
1969	Mike Eischeid	69	2944	42.7	58
1970	Mike Eischeid	79	3121	39.5	57
1971	Jerry DePoyster	57	2013	39.4	56
1972	Jerry DePoyster	55	2031	36.9	57
1973	Ray Guy	69	3127	45.3	72
1974	Ray Guy	74	3124	42.2	66
1975	Ray Guy	68	2979	43.8	64
1976	Ray Guy	67	2785	41.6	66
1977	Ray Guy	59	2552	43.3	74
1978	Ray Guy	81	3462	42.7	69
1979	Ray Guy	69	2939	42.6	71
1980	Ray Guy	71	3099	43.6	66
1981	Ray Guy	96	4195	43.7	69
1982	Ray Guy	47	1839	39.1	57
1983	Ray Guy	79	3384	42.8	67
1984	Ray Guy	91	3809	41.9	63
1985	Ray Guy	89	3627	40.8	68
1986	Ray Guy	90	3620	40.2	64
1987	Stan Talley	56	2277	40.7	63
1988	Jeff Gossett	91	3804	41.8	58
1989	Jeff Gossett	67	2711	40.5	60
1990	Jeff Gossett	60	2315	38.6	57
1991	Jeff Gossett	67	2961	44.2	61
1992	Jeff Gossett	77	3255	42.3	56
1993	Jeff Gossett	71	2971	41.8	61
1994	Jeff Gossett	77	3377	43.9	65
1995	Jeff Gossett	75	3089	41.2	60
1996	Jeff Gossett	57	2264	39.7	64
1997	Leo Araguz	93	4189	45.0	63
1998	Leo Araguz	98	4256	43.4	64
1999	Leo Araguz	76	3045	40.1	56
2000	Shane Lechler	65	2984	45.9	69
2001	Shane Lechler	73	3375	46.2	65
2002	Shane Lechler	53	2251	42.3	70
2003	Shane Lechler	96	4503	46.9	73
2004	Shane Lechler	73	3409	46.7	67
2005	Shane Lechler	82	3744	45.7	64
2006	Shane Lechler	77	3660	47.5	67
2007	Shane Lechler	73	3585	49.1	70
2008	Shane Lechler	90	4381	48.8	70
2009	Shane Lechler	96	4909	51.1	70
2010	Shane Lechler	77	3618	47.0	68
2011	Shane Lechler	78	3960	50.8	80





## 1,000 YARDS RUSHING (14)

Yds	Name	Year
1,759	Marcus Allen	1985
1,294	Napoleon Kaufman	1997
1,273	Mark van Egghen	1977
1,168	Marcus Allen	1984
1,157	Darren McFadden	2010
1,114	Harvey Williams	1995
1,100	Marv Hubbard	1972
1,089	Clem Daniels	1963
1,080	Mark van Egghen	1978
1,046	Tyrone Wheatley	2000
1,025	LaMont Jordan	2005
1,014	Marcus Allen	1983
1,012	Mark van Egghen	1976
1,009	Justin Fargas	2007

## 1,000 YARDS RECEIVING (24)

Yds	Name	Year
1,408	Tim Brown	1997
1,361	Art Powell	1964
1,344	Tim Brown	1999
1,342	Tim Brown	1995
1,309	Tim Brown	1994
1,304	Art Powell	1963
1,280	Warren Wells	1968
1,247	Todd Christensen	1983
1,211	Jerry Rice	2002
1,180	Tim Brown	1993
1,165	Tim Brown	2001
1,153	Todd Christensen	1986
1,139	Jerry Rice	2001
1,137	Warren Wells	1969
1,128	Tim Brown	2000
1,111	Cliff Branch	1976
1,104	Tim Brown	1996
1,092	Cliff Branch	1974
1,089	Mervyn Fernandez	1989
1,037	Fred Biletnikoff	1968
1,026	Art Powell	1966
1,012	Tim Brown	1998
1,007	Todd Christensen	1984
1,005	Randy Moss	2005

## 3,000 YARDS PASSING (13)

Yds	Name	Year
4,689	Rich Cannon	2002
3,917	Jeff George	1997
3,840	Rich Cannon	1999
3,828	Rich Cannon	2001
3,759	Kerry Collins	2005
3,615	Ken Stabler	1979
3,495	Kerry Collins	2004
3,430	Rich Cannon	2000
3,334	Jeff Hostetler	1994
3,302	Daryle Lamonica	1969
3,245	Daryle Lamonica	1968
3,242	Jeff Hostetler	1993
3,228	Daryle Lamonica	1967

## 100-YARD RUSHING GAMES (147)

Yds	Name	Game	Yds	Name	Game
227	Napoleon Kaufman	10-19-97 vs. Denver	125	Marv Hubbard	9-24-72 at Green Bay
221	Bo Jackson	11-30-87 at Seattle	123	Pete Banaszak	10-26-69 at San Diego
200	Clem Daniels	10-29-83 vs. N.Y. Jets	123	Marcus Allen	12-23-85 at Rams
187	Clem Daniels	12-9-82 at Houston	123	Darren McFadden	12-12-10 at Jacksonville
187	Hewitt Dixon	9-29-88 at Houston	122	LaMont Jordan	10-23-85 vs. Buffalo
179	Justin Fargas	9-30-07 at Miami	122	Clem Daniels	11-3-83 vs. Kansas City
177	Michael Bush	12-28-08 at Tampa Bay	122	Marv Hubbard	10-15-72 vs. Buffalo
173	Marcus Allen	11-24-85 vs. Denver	122	Napoleon Kaufman	12-19-99 vs. Tampa Bay
171	Darren McFadden	9-25-11 vs. N.Y. Jets	122	Dominic Rhodes	12-30-07 vs. San Diego
167	Clem Daniels	10-25-84 vs. Denver	121	Marv Hubbard	12-2-73 at Houston
165	Darren McFadden	10-24-10 at Denver	121	LaMont Jordan	9-23-07 vs. Cleveland
164	Hewitt Dixon	10-19-91 vs. Washington	120	Clarence Davis	11-16-75 vs. Cleveland
164	Darren McFadden	9-14-08 at Kansas City	119	Marcus Allen	11-10-85 at San Diego
162	Napoleon Kaufman	9-29-97 vs. St. Louis	119	Michael Bush	11-15-08 vs. Kansas City
160	Harvey Williams	10-8-95 vs. Seattle	119	Darren McFadden	12-19-10 vs. Denver
159	Bo Jackson	11-5-88 vs. Cincinnati	118	Charlie Smith	11-24-68 at Cincinnati
159	LaMont Jordan	9-16-07 at Denver	118	Marv Hubbard	10-27-74 at San Francisco
158	Clem Daniels	12-23-83 vs. Houston	118	Frank Hawkins	12-13-73 at Dallas
157	Michael Bush	11-10-11 at San Diego	117	Marv Hubbard	10-27-74 at San Francisco
156	Marcus Allen	12-5-82 vs. Seattle	117	Bo Jackson	12-16-80 vs. Cincinnati
156	Marcus Allen	12-1-85 at Atlanta	117	Amos Zereoue	10-3-04 at Houston (Texans)
156	Tyrone Wheatley	10-22-00 vs. Seattle	116	Clarence Davis	10-6-74 at Cleveland
155	Marcus Allen	12-2-84 at Miami	116	Mark van Egghen	10-3-77 at Kansas City
152	Napoleon Kaufman	11-29-98 vs. Washington	116	Marcus Allen	9-12-82 at San Francisco
151	Mark van Egghen	9-17-78 at Green Bay	116	Napoleon Kaufman	9-22-96 vs. San Diego
150	Darren McFadden	9-12-11 at Denver	116	Napoleon Kaufman	9-27-98 at Dallas
149	Larry Todd	11-7-85 at Houston	115	Clem Daniels	9-26-65 vs. Houston
146	Charlie Smith	11-12-72 at Cincinnati	115	Marv Hubbard	12-8-73 vs. Kansas City
146	Tyrone Wheatley	12-16-80 at Seattle	115	Mark van Egghen	12-21-80 at N.Y. Giants
146	Justin Fargas	12-2-07 vs. Denver	115	Dominic Rhodes	12-23-07 at Jacksonville
145	Darren McFadden	9-19-10 vs. St. Louis	114	Mark van Egghen	10-9-77 at Cleveland
144	Clem Daniels	12-20-84 vs. San Diego	114	Bo Jackson	12-10-89 vs. Phoenix
144	Bo Jackson	10-29-89 vs. Washington	113	Clem Daniels	10-8-65 at Boston
143	Marv Hubbard	12-5-71 at Atlanta	112	Mark van Egghen	12-11-77 vs. Minnesota
143	Mark van Egghen	10-30-77 at N.Y. Jets	112	Napoleon Kaufman	10-26-97 at Seattle
143	Mark van Egghen	11-28-77 at Buffalo	112	Tyrone Wheatley	11-5-80 vs. Kansas City
143	Napoleon Kaufman	10-25-98 vs. Cincinnati	111	Marv Hubbard	11-10-74 vs. Detroit
141	Tony Teresa	11-13-60 vs. Buffalo	111	Marcus Allen	10-28-85 vs. San Diego
140	Napoleon Kaufman	9-14-97 at Atlanta	111	Tyrone Wheatley	12-19-98 vs. Tampa Bay
139	Napoleon Kaufman	9-13-98 vs. N.Y. Giants	111	Darren McFadden	10-31-10 vs. Seattle
139	Justin Fargas	11-25-07 at Kansas City	110	Marcus Allen	11-25-84 vs. Indianapolis
138	Kenny King	10-12-80 vs. San Diego	109	Marcus Allen	12-15-85 vs. Seattle
137	Michael Bush	1-2-11 at Kansas City	109	Napoleon Kaufman	11-16-97 at San Diego
136	Kenny King	9-21-80 vs. Washington	109	Napoleon Kaufman	10-19-97 vs. Denver
136	Marcus Allen	9-13-87 at Green Bay	109	Tyrone Wheatley	11-16-83 vs. Minnesota
136	Joe Aska	10-6-96 at N.Y. Jets	109	Michael Bush	11-20-11 at Minnesota
135	Marcus Allen	11-17-85 vs. Cincinnati	107	Wayne Crow	10-1-81 vs. Denver
135	Marcus Allen	12-8-85 at Denver	107	Marv Hubbard	11-3-74 at Denver
135	Charlie Garner	12-20-02 vs. Kansas City	107	Marcus Allen	10-21-84 at San Diego
134	Arthur Whittington	11-5-78 at Kansas City	107	Marcus Allen	10-13-85 vs. New Orleans
134	Harvey Williams	11-5-95 at Cincinnati	107	Eric Dickerson	11-22-82 vs. Denver
134	Zack Crockett	1-2-85 vs. Jacksonville	107	Harvey Williams	10-23-94 vs. Atlanta
133	Mark van Egghen	11-21-71 at Philadelphia	107	Justin Fargas	11-23-08 at Denver
133	Michael Bush	12-20-09 at Denver	106	Hewitt Dixon	10-25-70 vs. Pittsburgh
132	LaMont Jordan	12-18-05 vs. Cleveland	105	Clarence Davis	10-30-77 at Denver
129	Bo Jackson	12-10-80 at Detroit	105	Marcus Allen	9-19-83 vs. Miami
128	Harvey Williams	10-30-94 vs. Houston	105	Darren McFadden	9-26-10 at Arizona
128	LaMont Jordan	10-1-06 vs. Cleveland	104	Clem Daniels	11-15-84 vs. Houston
127	Charlie Garner	9-8-02 vs. Seattle	104	Clem Daniels	12-12-85 vs. N.Y. Jets
126	Marcus Allen	1-2-83 at San Diego	104	Clem Daniels	10-23-86 at N.Y. Jets
126	Marcus Allen	10-6-85 vs. Kansas City	104	Clem Daniels	11-13-86 at San Diego
126	Napoleon Kaufman	9-21-87 at N.Y. Jets	104	Hewitt Dixon	9-15-68 at Buffalo
126	LaMont Jordan	10-2-05 vs. Dallas	104	Marcus Allen	9-14-86 at Washington



## RAIDERS SUPERLATIVES

## 100-YARD RUSHING GAMES (cont.)

Yds	Name	Game
104	Napoleon Kaufman	11-24-96 vs. Seattle
104	Justin Fargas	11-4-07 vs. Houston
104	Michael Bush	10-10-10 vs. San Diego
103	Clem Daniels	12-5-65 vs. Denver
103	Marv Hubbard	10-4-71 at Cleveland
103	Bo Jackson	11-12-89 at San Diego
103	Eric Dickerson	11-29-92 at San Diego
102	Clarence Davis	10-3-77 at Kansas City
102	Kenny King	11-1-81 vs. New England
102	Kenny King	12-7-81 vs. Pittsburgh
102	Marcus Allen	9-7-86 vs. Denver
102	Marcus Allen	10-23-88 at New Orleans
102	Tyrone Wheatley	9-26-04 vs. Tampa Bay
101	Clem Daniels	9-9-62 vs. N.Y. Titans
101	Charlie Smith	11-19-72 at Denver
101	Marcus Allen	11-3-85 at Seattle
101	Harvey Williams	11-27-95 at San Diego
100	Clarence Davis	11-6-77 vs. Seattle
100	Booker Russell	11-25-79 at Denver
100	Tyrone Wheatley	10-3-99 at Seattle
100	Charlie Garner	11-24-02 at Arizona

## 100-YARD RUSHING GAMES, CAREER (29 players)

Gm	Name	Years
22	Marcus Allen	1982-92
14	Clem Daniels	1961-67
14	Napoleon Kaufman	1995-00
10	Marv Hubbard	1969-75
9	Darren McFadden	2008-11
8	Mark van Eeghen	1974-81
7	Bo Jackson	1987-90
7	Tyrone Wheatley	1989-94
7	Michael Bush	2008-11
6	LaMont Jordan	2005-07
5	Clarence Davis	1971-78
5	Harvey Williams	1994-98
5	Justin Fargas	2003-09
4	Hewitt Dixon	1966-70
4	Kenny King	1980-85
3	Charlie Smith	1968-74
3	Charlie Garner	2001-03
2	Eric Dickerson	1992
2	Dominic Rhodes	2007
1	Pete Banaszak	1966-78
1	Wayne Crow	1960-61
1	Tony Teresa	1960
1	Larry Todd	1965-70
1	Arthur Whittington	1978-81
1	Booker Russell	1978-79
1	Frank Hawkins	1981-87
1	Joe Aska	1995-97
1	Zack Crockett	1999-06
1	Amos Zereoue	2004

## 100-YARD RECEIVING GAMES (258)

Yds	Name	Game	Yds	Name	Game
247	Art Powell	12-22-63 vs. Houston	135	Art Powell	9-13-64 vs. Boston
206	Art Powell	10-9-65 at Boston	135	Cliff Branch	10-24-76 vs. Green Bay
198	Warren Wells	10-11-70 vs. Denver	135	Daryl Hobbs	9-24-95 vs. Philadelphia
193	Jessie Hester	11-30-86 vs. Philadelphia	135	Jerry Porter	11-28-04 at Denver
190	Tim Brown	10-24-89 vs. N.Y. Jets	134	Todd Christensen	10-28-85 vs. San Diego
183	Tim Brown	12-5-93 at Buffalo	134	Mike Dyal	12-3-89 vs. Denver
181	Art Powell	9-7-63 at Houston	134	Mervyn Fernandez	9-23-90 vs. Pittsburgh
179	Rod Barksdale	12-21-86 vs. Indianapolis	133	Art Powell	9-18-66 vs. Kansas City
173	Tim Brown	1-2-94 vs. Denver	133	Warren Wells	11-24-88 at Cincinnati
173	Marcus Allen	10-7-84 vs. Seattle	133	Tim Brown	9-9-01 at Kansas City
173	Todd Christensen	11-26-86 at San Diego	133	Jerry Rice	11-18-02 at San Diego
172	Clem Daniels	9-15-63 vs. Buffalo	133	Ronald Curry	9-9-07 vs. Detroit
172	Tim Brown	10-8-00 at San Francisco	132	Art Powell	12-8-63 vs. San Diego
167	Cliff Branch	10-10-76 at San Diego	132	Fred Biletnikoff	9-20-69 vs. Miami
164	Tim Brown	12-21-97 vs. Jacksonville	132	Cliff Branch	9-23-75 vs. Baltimore
163	Warren Wells	12-8-68 at Denver	132	James Lofton	12-6-87 vs. Buffalo
163	Cliff Branch	11-7-76 at Chicago	132	Tim Brown	11-29-94 vs. New Orleans
163	Tim Brown	11-2-87 at Carolina	131	Dokie Williams	9-8-85 vs. N.Y. Jets
161	Tim Brown	11-19-95 vs. Dallas	131	Willie Gault	10-18-89 vs. San Diego
158	Jerry Rice	12-22-83 vs. Green Bay	131	Jerry Rice	11-18-01 at San Diego
158	Fred Biletnikoff	11-23-87 at Kansas City	130	James Lofton	9-18-88 vs. L.A. Rams
158	Todd Christensen	11-2-86 vs. Denver	130	Mervyn Fernandez	10-7-80 at Buffalo
158	Tim Brown	8-31-87 at Tennessee	130	Tim Brown	10-23-94 vs. Atlanta
156	Tim Brown	10-31-93 vs. San Diego	130	Randy Moss	9-8-05 at New England
156	Cliff Branch	9-16-79 at Seattle	130	Darius Hayward-Bey	1-1-12 vs. San Diego
156	Tim Brown	10-1-85 at N.Y. Jets	129	Randy Moss	12-2-06 vs. Arizona
155	Cliff Branch	11-30-75 vs. Atlanta	129	Hewitt Dixon	10-16-66 at Kansas City
155	Dick Dorsey	12-2-62 at San Diego	129	Malcolm Barnwell	9-16-94 at Kansas City
155	Mervyn Fernandez	10-23-88 at New Orleans	128	Fred Biletnikoff	10-31-71 at Kansas City
155	Tim Brown	9-8-87 vs. Kansas City	128	Bob Chandler	12-21-81 at San Diego
155	Darius Hayward-Bey	12-18-11 vs. Detroit	128	Cliff Branch	12-18-82 vs. L.A. Rams
153	Tim Brown	9-21-87 at N.Y. Jets	128	James Lofton	11-8-87 at Minnesota
152	Warren Wells	11-30-69 at N.Y. Jets	128	Louis Murphy	12-6-89 at Pittsburgh
152	Art Powell	10-25-64 vs. Denver	127	Art Powell	12-15-63 vs. Denver
152	Todd Christensen	10-18-83 at Seattle	127	Warren Wells	9-27-70 at San Diego
150	Art Powell	9-22-63 vs. Boston	127	Tim Brown	12-24-95 vs. Denver
150	Tim Brown	12-3-85 vs. Kansas City	127	Tim Brown	9-13-88 vs. N.Y. Giants
148	Fred Biletnikoff	10-17-71 vs. Philadelphia	127	Randy Moss	9-18-05 vs. Kansas City
148	James Jett	9-21-87 at N.Y. Jets	126	Cliff Branch	12-3-79 at New Orleans
148	Jerry Porter	12-19-94 vs. Tennessee	126	Tim Brown	11-4-96 vs. Denver
148	Jacoby Ford	11-7-10 vs. Kansas City	125	Warren Wells	11-3-68 vs. Kansas City
147	Willie Gault	11-5-88 vs. Cincinnati	125	Cliff Branch	11-17-74 vs. San Diego
146	Denarius Moore	9-18-11 at Buffalo	125	Cliff Branch	11-23-80 at Philadelphia
145	Tim Brown	10-14-01 at Indianapolis	125	Mervyn Fernandez	12-24-88 at N.Y. Giants
144	Fred Biletnikoff	11-3-68 vs. Kansas City	125	Raghib Ismail	10-22-95 vs. Indianapolis
144	Jerry Rice	9-29-82 vs. Tennessee	125	Tim Brown	11-30-87 vs. Miami
144	Tim Brown	12-28-82 vs. Kansas City	124	Cliff Branch	10-13-74 at San Diego
143	Art Powell	11-29-64 at Denver	124	Dave Casper	9-12-76 vs. Pittsburgh
143	Dokie Williams	9-28-86 vs. San Diego	124	Todd Christensen	10-25-87 vs. Seattle
143	Tim Brown	10-9-85 vs. Seattle	124	Mervyn Fernandez	9-24-89 at Denver
142	Jerry Porter	11-20-05 at Washington	123	Charles Hardy	12-4-60 vs. L.A. Chargers
141	Art Powell	10-10-64 at N.Y. Jets	123	Cliff Branch	10-28-80 at Pittsburgh
141	Ronald Curry	12-5-04 vs. Kansas City	123	Ethan Horton	11-17-91 vs. Seattle
140	Todd Christensen	12-1-83 at San Diego	123	Randy Moss	10-2-05 vs. Dallas
140	Tim Brown	12-26-98 vs. Kansas City	123	Jerry Porter	10-30-05 at Tennessee
139	Zach Miller	10-18-09 vs. Philadelphia	123	Denarius Moore	11-18-11 at San Diego
138	James Jett	11-21-93 at San Diego	122	Derrick Ramsey	11-21-81 vs. San Diego
138	Cliff Branch	12-1-74 vs. New England	122	Dokie Williams	12-2-84 at Miami
138	Cliff Branch	9-19-82 at Atlanta	122	Steve Smith	9-28-88 at Denver
137	Fred Biletnikoff	11-24-88 at Cincinnati	122	Tim Brown	1-2-00 at Kansas City
136	Warren Wells	11-2-69 at Cincinnati	122	Tim Brown	11-13-00 at Denver
136	Dave Casper	10-3-76 at New England	122	Zach Miller	10-3-10 vs. Houston
136	Todd Christensen	12-18-83 vs. San Diego	121	Art Powell	10-16-64 at Boston
136	Tim Brown	9-18-94 at Denver	121	Fred Biletnikoff	11-24-74 vs. Denver



## RAIDERS SUPERLATIVES

## 100-YARD RECEIVING GAMES (cont.)

Yds	Name	Game
121	Tim Brown	9-26-99 vs. Chicago
120	Todd Christensen	9-24-94 vs. San Diego
120	Tim Brown	9-22-96 vs. San Diego
120	Ronald Curry	11-18-07 at Minnesota
119	Fred Biletnikoff	10-4-89 at Miami
119	Mervyn Fernandez	12-10-89 vs. Phoenix
119	Louis Murphy	9-26-10 at Arizona
118	Fred Biletnikoff	10-24-65 vs. Boston
118	Warren Wells	10-27-68 vs. Cincinnati
118	Jerry Rice	9-28-03 vs. San Diego
117	James Jett	11-29-93 at Cincinnati
117	Willie Gault	12-22-90 at Minnesota
117	Tim Brown	11-14-99 vs. San Diego
117	Andre Rison	11-13-00 at Denver
117	Tim Brown	11-25-01 at N.Y. Giants
117	Jerry Porter	10-6-02 at Buffalo
116	Tim Brown	10-18-93 at Denver
116	Tony Teresa	9-11-80 vs. Houston
116	Art Powell	12-12-65 vs. N.Y. Jets
116	Art Powell	11-24-66 vs. Buffalo
116	Fred Biletnikoff	10-22-73 at Denver
116	Mike Siani	10-22-73 at Denver
116	Todd Christensen	9-12-85 at Kansas City
116	Rickey Dudley	11-9-97 vs. New Orleans
116	James Jett	9-20-98 vs. Denver
116	Randy Moss	12-31-05 vs. N.Y. Giants
115	Bo Roberson	10-18-64 at Boston
115	Fred Biletnikoff	11-22-70 vs. San Diego
115	Cliff Branch	11-13-77 vs. Houston
115	Darrius Heyward-Bey	10-2-11 vs. New England
114	Billy Cannon	9-17-67 vs. Boston
114	Todd Christensen	11-13-83 vs. Denver
114	Fred Biletnikoff	11-5-72 at Kansas City
114	Tim Brown	11-28-88 at Seattle

114	Sam Graddy	9-20-92 vs. Cleveland
114	Tim Brown	10-7-01 vs. Dallas
113	Warren Wells	12-15-68 at San Diego
113	Fred Biletnikoff	9-20-70 at Cincinnati
113	Fred Biletnikoff	11-23-75 at Washington
113	Docie Williams	11-18-86 vs. Cleveland
113	James Lofton	10-9-88 vs. Miami
113	Mervyn Fernandez	12-10-88 vs. Seattle
113	Tim Brown	10-31-99 vs. San Diego
113	Jerry Rice	12-8-02 at San Diego
113	Jerry Porter	10-24-04 vs. New Orleans
112	Clem Daniels	10-30-66 at Boston
112	Cliff Branch	12-6-76 vs. Cincinnati
112	Dave Casper	11-5-78 at Kansas City
112	Calvin Muhammad	10-2-83 at Washington
112	Todd Christensen	11-10-85 at San Diego
112	James Lofton	12-13-87 at Kansas City
112	James Jett	10-13-96 vs. Detroit
112	Charlie Garner	9-7-03 at Tennessee
111	Mike Siani	9-17-72 at Pittsburgh
111	Mike Siani	9-16-73 vs. N.Y. Jets
111	Cliff Branch	12-12-82 at Kansas City
111	Mervyn Fernandez	10-1-89 vs. Seattle
110	Billy Cannon	10-10-64 at N.Y. Jets
110	Fred Biletnikoff	12-7-67 vs. N.Y. Jets
110	Fred Biletnikoff	11-9-69 vs. Denver
110	Raymond Chester	10-19-70 vs. Washington
110	Cliff Branch	11-28-76 vs. Tampa Bay
110	Jerry Rice	11-24-02 at Arizona
110	Tim Brown	9-28-03 vs. San Diego
110	Ronald Curry	11-28-04 at Denver
110	Zach Miller	12-27-09 at Cleveland
109	Hewitt Dixon	11-25-64 vs. Denver
109	Clem Daniels	11-7-65 vs. Houston
109	Art Powell	10-23-66 at N.Y. Jets
109	Billy Cannon	11-20-66 at Denver
109	Art Powell	12-11-66 vs. Denver
109	Fred Biletnikoff	10-22-67 at Boston
109	Fred Biletnikoff	11-17-68 vs. N.Y. Jets
109	Fred Biletnikoff	11-28-70 at Detroit
109	Cliff Branch	9-16-79 at Seattle
109	Todd Christensen	12-1-85 at Atlanta
109	Tim Brown	12-26-99 at San Diego
108	Cliff Branch	11-3-74 at Denver
108	Mark van Eggen	10-21-73 at N.Y. Jets
108	Willie Gault	12-18-88 vs. Seattle
108	Jerry Rice	12-30-01 at Denver
108	Jacoby Ford	11-28-10 vs. Miami
107	Bo Roberson	11-11-82 vs. Houston
107	Fred Biletnikoff	10-6-68 vs. Boston
107	Raymond Chester	10-25-70 vs. Pittsburgh
107	Morris Bradshaw	9-10-78 at San Diego
107	Docie Williams	11-9-86 at Dallas
107	Mervyn Fernandez	10-28-91 at Kansas City
107	Tim Brown	12-18-94 at Seattle
107	Tim Brown	10-26-97 at Seattle
106	Warren Wells	9-21-68 at Miami
106	Tim Brown	12-9-91 vs. Buffalo
106	Rickey Dudley	9-28-97 vs. St. Louis
106	James Jett	12-28-98 at San Diego
106	Ronald Curry	12-23-06 vs. Kansas City
105	Jack Larseheid	9-11-80 vs. Houston
105	Warren Wells	11-16-69 vs. San Diego
105	Fred Biletnikoff	11-11-73 vs. Pittsburgh
105	Todd Christensen	9-28-86 vs. San Diego
105	Rickey Dudley	12-8-98 at Baltimore
105	Darrius Heyward-Bey	10-31-10 vs. Seattle

105	Jacoby Ford	11-6-11 vs. Denver
104	Alexander Wright	12-19-93 vs. Tampa Bay
104	Art Powell	9-2-66 at Miami
104	Dave Casper	10-10-76 at San Diego
104	Marcus Allen	10-30-93 vs. Seattle
104	Todd Christensen	12-21-86 vs. Indianapolis
104	Mervyn Fernandez	10-2-88 vs. Cincinnati
104	Tim Brown	9-13-92 at Cincinnati
104	Tim Brown	12-8-98 vs. Seattle
104	Doug Jolley	12-8-02 at San Diego
103	Cliff Branch	10-31-76 vs. Denver
103	Sam Graddy	9-9-81 at Houston
103	Jerry Rice	11-11-02 at Denver
102	Warren Wells	12-7-69 vs. Cincinnati
102	Cliff Branch	11-10-74 vs. Detroit
102	Marcus Allen	9-7-86 at Denver
102	Willie Gault	10-2-88 vs. Cincinnati
102	Mervyn Fernandez	11-19-89 at Houston
102	Tim Brown	12-17-95 at Seattle
101	Clem Daniels	10-29-67 vs. San Diego
101	Warren Wells	10-19-69 vs. Buffalo
101	Dave Casper	10-3-77 at Kansas City
101	Willie Gault	12-18-90 at Detroit
101	Doug Gabriel	10-23-05 vs. Buffalo
101	Denarius Moore	1-1-12 vs. San Diego
100	Dave Casper	9-10-78 at San Diego
100	Napoleon Kaufman	10-5-97 vs. San Diego
100	Courtney Anderson	9-25-05 at Philadelphia
100	Doug Gabriel	12-31-05 vs. N.Y. Giants

100-YARD RECEIVING  
GAMES, CAREER (54)

Gm	Name	Years
43	Tim Brown	1988-93
22	Cliff Branch	1972-85
21	Fred Biletnikoff	1965-78
17	Art Powell	1963-66
14	Todd Christensen	1979-88
13	Warren Wells	1967-70
11	Mervyn Fernandez	1987-92
9	Jerry Rice	2001-04
6	Willie Gault	1988-93
6	Dave Casper	1974-80, 1984
6	James Jett	1993-02
6	Jerry Porter	2000-06
5	Docie Williams	1983-87
5	James Lofton	1987-88
5	Randy Moss	2005-06
5	Ronald Curry	2002-08
4	Clem Daniels	1961-67
4	Darrius Heyward-Bey	2009-11
3	Billy Cannon	1964-69
3	Mike Siani	1972-77
3	Marcus Allen	1982-92
3	Rickey Dudley	1996-00
3	Zach Miller	2007-10
3	Jacoby Ford	2010-11
3	Denarius Moore	2011
2	Raymond Chester	1970-72, 1978-81
2	Hewitt Dixon	1966-70
2	Bo Roberson	1962-65
2	Sam Graddy	1989-92
2	Doug Gabriel	2003-06
2	Louis Murphy	2009-10
1	Morris Bradshaw	1974-81
1	Bob Chandler	1980-82



Todd Christensen





## RAIDERS SUPERLATIVES

1	Dick Dorsey	1962	374	Jeff George	9-21-97 vs. N.Y. Jets	313	Josh McCown	9-9-07 vs. Detroit
1	Charles Hardy	1960-62	372	Jim Plunkett	10-2-83 at Washington	311	Daryle Lamonica	11-17-88 vs. N.Y. Jets
1	Jack Larscheid	1960-61	371	Kerry Collins	12-19-04 vs. Tennessee	311	Rich Cannon	11-18-01 vs. San Diego
1	Derrick Ramsey	1978-82	368	Daryle Lamonica	10-27-88 at Cincinnati	310	Jeff Hostetler	1-2-94 vs. Denver
1	Tony Teresa	1980	367	Marc Wilson	12-2-86 vs. Denver	310	Jeff Hostetler	11-20-94 vs. New Orleans
1	Mark van Eggen	1974-81	367	Carson Palmer	11-18-11 vs. Detroit	310	Rich Cannon	10-8-00 at San Francisco
1	Calvin Muhammad	1982-83	366	Jim Plunkett	11-30-86 vs. Philadelphia	310	Kerry Collins	11-13-05 vs. Denver
1	Malcolm Barnwell	1981-84	364	Daryle Lamonica	10-11-70 vs. Denver	310	Jason Campbell	10-31-10 vs. Seattle
1	Jessie Hester	1985-87	363	Jim Plunkett	9-24-84 vs. San Diego	309	Marc Wilson	10-7-94 vs. Seattle
1	Rod Barksdale	1986	360	Ken Stabler	10-21-79 at N.Y. Jets	308	Bruce Gradkowski	12-6-09 at Pittsburgh
1	Steve Smith	1987-93	361	Rich Cannon	10-20-82 vs. San Diego	307	Ken Stabler	9-10-78 at San Diego
1	Mike Dyal	1989-90	358	Cotton Davidson	11-22-84 vs. N.Y. Jets	305	Rich Cannon	9-12-04 at Pittsburgh
1	Ethan Horton	1987, 1989-93	357	Rich Cannon	10-6-82 at Buffalo	304	Ken Stabler	10-28-73 at Baltimore
1	Alexander Wright	1992-94	354	Daryle Lamonica	12-8-88 vs. Denver	304	Jeff George	11-2-97 at Carolina
1	Daryl Hobbs	1993-95	354	Jay Schroeder	12-18-88 vs. Seattle	303	Jim Plunkett	12-12-82 at Kansas City
1	Raghib Ismail	1993-95	352	Rich Cannon	10-24-89 vs. N.Y. Jets	303	Jim Plunkett	9-12-85 at Kansas City
1	Napoleon Kaufman	1995-00	352	Rich Cannon	11-11-02 at Denver	303	Jeff George	9-13-98 vs. N.Y. Giants
1	Andre Rison	2000	350	Kerry Collins	10-24-04 vs. New Orleans	302	Rich Cannon	12-2-01 vs. Arizona
1	Doug Jolley	2002-03	349	Daryle Lamonica	12-3-87 at San Diego	301	Tom Flores	10-16-66 at Kansas City
1	Charlie Garner	2001-03	348	Jim Plunkett	11-20-86 at San Diego	301	Carson Palmer	11-27-11 vs. Chicago
1	Courtney Anderson	2004-06	348	Rich Cannon	9-28-83 vs. San Diego			
			346	Marc Wilson	9-7-86 at Denver			
			345	Kerry Collins	9-25-05 at Philadelphia			
			344	Daryle Lamonica	9-21-88 at Miami			
			344	Daunte Culpepper	11-18-07 at Minnesota			
			344	Jason Campbell	10-2-11 vs. New England			
			343	Ken Stabler	9-16-79 at Seattle			
			343	Kerry Collins	12-5-04 vs. Kansas City			
			342	Ken Stabler	9-12-78 vs. Pittsburgh			
			342	Ken Stabler	12-16-79 vs. Seattle			
			342	Rich Cannon	9-9-81 at Kansas City			
			342	Rich Cannon	12-2-82 vs. N.Y. Jets			
			340	Rich Cannon	11-24-82 at Arizona			
			339	Ken Stabler	10-10-78 at San Diego			
			339	Marc Wilson	12-13-87 at Kansas City			
			339	Kerry Collins	11-28-04 at Denver			
			338	Jeff Hostetler	9-18-94 at Denver			
			337	Cotton Davidson	10-16-84 vs. Boston			
			337	Marc Wilson	12-6-87 vs. Buffalo			
			336	Daryle Lamonica	12-17-87 vs. N.Y. Jets			
			335	Vince Evans	10-22-95 vs. Indianapolis			
			334	Rich Cannon	10-27-82 at Kansas City			
			333	Daryle Lamonica	11-30-69 at N.Y. Jets			
			333	Jeff Hostetler	10-8-95 vs. Seattle			
			333	Charlie Frye	12-27-88 at Cleveland			
			332	Marc Wilson	10-21-84 at San Diego			
			332	Rich Cannon	10-13-82 at St. Louis			
			332	Carson Palmer	11-6-11 vs. Denver			
			331	Kerry Collins	12-31-05 vs. N.Y. Giants			
			329	Rich Cannon	12-8-82 at San Diego			
			324	Jay Schroeder	10-2-88 vs. Cincinnati			
			324	Rich Cannon	1-2-80 at Kansas City			
			324	Jason Campbell	12-12-10 at Jacksonville			
			323	Jason Campbell	9-18-11 at Buffalo			
			322	Jim Plunkett	12-18-83 vs. San Diego			
			321	Jim Plunkett	11-28-82 at Cincinnati			
			319	Jeff Hostetler	12-5-94 at San Diego			
			318	Jim Plunkett	12-18-82 vs. L.A. Rams			
			318	Marc Wilson	10-23-83 at Dallas			
			317	Dan Pastorini	9-7-80 at Kansas City			
			316	Daryle Lamonica	10-29-67 vs. San Diego			
			315	Cotton Davidson	9-15-83 vs. Buffalo			
			314	Marc Wilson	9-28-86 vs. San Diego			
			313	Daryle Lamonica	10-19-69 vs. Buffalo			
			313	Ken Stabler	10-22-73 at Denver			
			313	Jim Plunkett	9-16-84 at Kansas City			
			313	Rich Cannon	12-30-01 at Denver			

## 300-YARD PASSING GAMES (97)

Yds	Name	Game
424	Jeff Hostetler	10-31-93 vs. San Diego
419	Cotton Davidson	10-25-84 vs. Denver
417	Carson Palmer	1-1-12 vs. San Diego
407	Tom Flores	12-22-83 vs. Houston
403	Rich Cannon	9-15-82 at Pittsburgh
395	Todd Marinovich	9-20-82 vs. Cleveland
382	Rich Cannon	11-13-80 at Denver
381	Rich Cannon	9-29-82 vs. Tennessee
380	Jay Schroeder	9-13-92 at Cincinnati
375	Steve Bueverlein	9-18-88 vs. L.A. Rams



Rich Cannon

## 300-YARD PASSING GAMES, CAREER (21 players)

Gm	Name	Years
20	Rich Cannon	1999-04
10	Daryle Lamonica	1967-74
10	Jim Plunkett	1978-86
8	Ken Stabler	1970-79
8	Marc Wilson	1980-87
7	Kerry Collins	2004-05
6	Jeff Hostetler	1993-95
4	Cotton Davidson	1962-69
4	Jason Campbell	2010-11
4	Carson Palmer	2011
3	Jay Schroeder	1988-92
3	Jeff George	1997-98
2	Tom Flores	1960-66
1	Dan Pastorini	1980
1	Steve Bueverlein	1988-90
1	Todd Marinovich	1991-92
1	Vince Evans	1987-95
1	Daunte Culpepper	2007
1	Josh McCown	2007
1	Bruce Gradkowski	2009
1	Charlie Frye	2009



## RAIDERS IN THE HALL OF FAME

**JIM OTTO**

**C** **Miami (Fla.)**  
**Joined Raiders: AFL Draft, 1959**

Inducted into Pro Football Hall of Fame on Aug. 2, 1980...The only All-League center the American Football League ever had (1960-69)...Chosen to Hall of Fame AFL All-Star Team of the Decade...Named the All-American Football Conference center for three more seasons, 1970-72...Started in 210 consecutive league games, most in Raiders history...Including preseason, postseason and all-star games, he played in 308 games as a Raider...Last of the original Raiders...Participated in nine AFL All-Star Games and in the first three AFC-NFC Pro Bowls...During his 15-year career, the Raiders won seven division championships and the AFL Championship in 1967...Twice winner of the Gorman Award (1968 and 1971) as "Player Who Best Exemplifies the Pride and Spirit of the Oakland Raiders"...Selected to

AFL-NFL 25-year All-Star Team...Third AFL player inducted into Hall of Fame...Elected to the Hall of Fame in his first year of eligibility...Rejoined Raiders front office in special projects in 1995.

**GEORGE BLANDA**

**QB-K** **Kentucky**  
**Joined Raiders: Trade, Houston, 1967**

Inducted into Pro Football Hall of Fame on Aug. 1, 1981...The first player and one of only two in history to celebrate a Silver Anniversary in pro football, ending his NFL career in 1975 with an all-time high 26 seasons...Set an NFL record with 2,002 points...Completed 1,911 passes in career for 26,920 yards and threw for 236 touchdowns...Played in 224 straight games, 340 overall...Raiders all-time scoring leader with 863 points...Led NFL eight times in extra points scored in a season, including 64 in 1961...Missed only 16 of 959 extra point attempts in 26 years...Kicked 335 field goals, including nine of 50 yards or more...Named 1970 Player of the Year for quarterbacking and kicking feats...Winner of 1970 Gorman Award

as "Player Who Best Exemplifies the Pride and Spirit of the Oakland Raiders"...Set Raider single-season scoring record with 117 points in 1968...Played in 11 championship games, seven with Raiders...Played on three AFL Championship teams, one with Oakland and two with Houston...Named to AFL-NFL 25-year All-Star Team...Chosen for the Hall of Fame in his first year of eligibility.


**WILLIE BROWN**

**CB** **Grambling**  
**Joined Raiders: Trade, Denver, 1967**

Inducted into Pro Football Hall of Fame on July 28, 1984...Shares Raider all-time lead in interceptions with 39...All-Pro seven times, played in five AFL All-Star Games and four NFL Pro Bowls...Named to All-Time AFL team at cornerback in 1969...Played in three AFL and six AFC Championship Games with Raiders, plus Super Bowls II and XI...Set Super Bowl record with 75-yard interception return for touchdown against Minnesota in Super Bowl XI...Had two other postseason interception returns for touchdowns — against Miami in 1970 and Pittsburgh in 1973...Intercepted at least one pass for a then-NFL record 16 straight seasons...

Intercepted 54 passes in career, with 472 return yards, two touchdowns in league play...Tied NFL record with four interceptions against N.Y. Jets on Nov. 15, 1964...Played in 205 games...MVP in 1965 AFL All-Star Game...Winner of 1968 Gorman Award as "Player Who Best Exemplifies the Pride and Spirit of the Oakland Raiders"...Raiders defensive captain for 10 years...Selected to AFL-NFL 25-year All-Star Team...Chosen to the Hall of Fame in first year of eligibility...Originally signed as free agent by Houston Oilers, played four seasons with Denver Broncos...Served as Raiders defensive backfield coach from 1979-88...Head football coach at Long Beach State in 1991 and at L.A. Jordan High School in 1994...Inducted to Louisiana Sports Hall of Fame in 1992 and into Mississippi Sports Hall of Fame in 1994...Rejoined Raiders in 1995 as director of squad development and returned to on-field coaching, tutoring Raider cornerbacks until retiring as a position coach...Still serves the Silver and Black in a squad development capacity.

# RAIDERS IN THE HALL OF FAME



## GENE UPSHAW

**G** **Texas A&I**

**Joined Raiders: First-round draft choice, 1967**

Inducted into Pro Football Hall of Fame on Aug. 8, 1987...All-Pro or All-Conference eight times, played in six Pro Bowls and one AFL All-Star Game...Games played (217) is second-most in team history...Missed only one league game in career...207 consecutive league games and starts are both second on Raider list...First player in NFL history to participate in Super Bowls in three different decades (after 1967, 1976 and 1980 seasons)...Holds Raider all-time record with 24 playoff game starts...Offensive team captain for nine years (1973-81)...Only second guard inducted into Pro Football Hall of Fame...During 15-year active pro career, the Raiders made 11 playoff appearances, won eight division titles, one AFL Championship, two AFC titles and two World Championships of Professional Football...

Named to AFL-NFL 25-year All-Star, NFL 75th Anniversary All-Time and All-Monday Night Teams...Chosen to the Hall of Fame in first year of eligibility...Served as executive director of NFL Players Association from 1983 until his passing in 2008.



## FRED BILETNIKOFF

**WR** **Florida State**

**Joined Raiders: Second-round draft choice, 1965**

Inducted into Pro Football Hall of Fame on July 30, 1988...No. 2 all-time in history of Silver and Black with 589 career catches...Ranked fourth on the NFL all-time receiving list at time of retirement...Also No. 2 among all-time Raiders in receiving yards (8,974) and receiving touchdowns (76)...Also caught 70 passes for 1,167 yards and 10 touchdowns in postseason games, ranking second on all-time NFL list upon retirement...Played in three AFL title games, five AFC Championships and Super Bowls II and XI...MVP of Super Bowl XI with four catches for 79 yards...Held NFL record of 10 straight seasons with 40 or more receptions (1967-76)...Raiders leading receiver for six consecutive seasons (1968-73)...Led

NFL in receiving with 61 catches in 1971, then led AFC in 1972 with 58...All-AFL in 1969, All-AFC in 1970, 1972 and 1973...Played in two AFL All-Star Games and four Pro Bowls...Played in 190 games in 14 seasons...Had 21, 100-yard receiving games...Had four, 100-yard receiving games in playoffs...Never played in a losing season with the Raiders...Originally selected in the second round of the 1965 AFL Draft after record-setting collegiate career at Florida State...Named to Walter Camp All-Century Team...Rejoined Raiders as wide receivers coach in 1989...Award in his name goes to nation's top collegiate wide receiver...Was Raiders wide receivers coach from 1989-94, handled quality control from 1995-96 and returned to coach receivers in 1997 until retiring from coaching following the 2006 season.



## ART SHELL

**T** **Maryland-Eastern Shore**

**Joined Raiders: Third-round draft choice, 1968**

Inducted into Pro Football Hall of Fame on Aug. 5, 1989...All-American Football Conference selection six straight years from 1973-78...All-Pro in 1973, 1974 and 1977...Played in 207 league games, fourth-highest in history of Silver and Black...Selected to play in eight Pro Bowls, second-most of any Raider player, during career which spanned three decades...Played in 23 postseason contests, including eight AFL-AFC Championships and Raider victories in Super Bowls XI and XV...Credited with near-perfect performance in Raiders Super Bowl XI victory over Minnesota, limiting Vikings highly regarded defensive end Jim Marshall to no tackles, sacks or assists during 32-14 win...Played in first 156 games before missing

five games due to preseason injury...Launched another streak of 51 straight games...Named to NFL All-Monday Night Team...Originally selected in third round of the 1968 AFL Draft after stellar career as a two-way lineman at Maryland-Eastern Shore...Raiders offensive line coach after retiring as a player in 1982 until 1988, when he became head coach of the Silver and Black...Served as head coach of the Raiders until 1994 and re-joined the Silver and Black as head coach in 2006...Also served as an NFL assistant coach with Kansas City and Atlanta and was the NFL's senior vice president for football operations and development.





## RAIDERS IN THE HALL OF FAME

## TED HENDRICKS

LB

Miami (Fla.)

**Joined Raiders: Free Agent, 1975**

Inducted into Pro Football Hall of Fame on Aug. 4, 1990...Played in every game during his 15 NFL seasons, including nine with Silver and Black...Played in 131 consecutive league games with Raiders, 215 in career, most by any linebacker in NFL history...Member of all three Raider teams that won the World Championship of Professional Football (1976, 1980 and 1983)...Intercepted 26 passes for 332 yards and one touchdown while recovering 16 opponents fumbles...Shares NFL record for most safeties in pro career with four...Also shares postseason NFL record for most opponent's fumbles recovered in career with four...Scored three touchdowns in career — on a fumble recovery, interception return and return of blocked punt...Named All-AFC seven times, All-NFC once and played in eight AFC-NFC

Pro Bowls...Second round pick in the 1969 Draft by Baltimore Colts...Was a member of Baltimore's Super Bowl V Championship team...Played for Colts before being traded to Green Bay in 1974, then joined Raiders as free agent in 1975...Three-time All-America linebacker/defensive end at the University of Miami...Named to the NFL 75th Anniversary All-Time team in 1994.

## AL DAVIS

Scout, Assistant Coach, Head Coach,


League Commissioner, Owner

**Joined Raiders: 1963**

Inducted into Pro Football Hall of Fame on Aug. 1, 1992...Went from assistant coach of the Los Angeles, now San Diego Chargers, to head coach and general manager of the Raiders, to commissioner of the American Football League and to principal owner and chief executive officer of the Raiders, transforming the failing franchise into pro football's winningest team...In first season in Oakland, team went 10-4 in 1963 with Davis being named Coach of the Year by AP, UPI, Sports Illustrated, The Sporting News and his fellow coaches...Became the first sports figure ever honored by the Chamber of Commerce as Oakland's Young Man of

the Year...In 1966, became commissioner of the AFL at 36 and was acclaimed nationally as the driving force who brought on the historic merger between the NFL and AFL...He played a vital role in the development of the game as a participant in the prestigious NFL Competition Committee and the NFL Owners Executive Committee...Has been chosen by a record nine Pro Football Hall of Fame inductees to present them at the Canton, Ohio ceremony — Lance Alworth, Jim Otto, George Blanda, Willie Brown, Gene Upshaw, Fred Biletnikoff, Art Shell, Ted Hendricks and John Madden...Became the first recipient of the NFL Players Association's Retired Players Award of Excellence "for his contributions to the men who played the game" in 1991...As a member of the Executive Committee of the NFL Management Council, Davis was a major factor in achieving a collective bargaining agreement with the players...Was offensive end coach of the Los Angeles Chargers from 1960-62, before being named Raiders head coach/general manager at age 33...He attended Wittenberg College and Syracuse, earning a degree in English while playing football, basketball and baseball in 1950...Named line coach at Adelphi College in New York...His innovative technical football articles, published in the leading coaching magazines, gained him wide acclaim...Went into the U.S. Army, being assigned as head football coach at Ft. Belvoir, Va...There he molded a national power service team and capped one season by defeating Maryland, national collegiate football champions, in a squad game...On the staff of the Baltimore Colts in 1954, at age 24, concentrating on player personnel...During 1955-56, served as line coach and chief recruiter at The Citadel...Then spent three years at USC as line coach and in 1959, was also defensive coordinator.

# RAIDERS IN THE HALL OF FAME



## MIKE HAYNES

**CB**
**Arizona State**
**Joined Raiders: Trade, New England, 1983**

Inducted into Pro Football Hall of Fame on July 26, 1997...Made nine Pro Bowl appearances in pro career...Credited with 46 career interceptions while playing with the Raiders and New England...Totaled 688 yards in interception returns and returned two interceptions for touchdowns in pro career...Tied for Raiders lead with three interceptions in 1988...Played in 43 consecutive games with Raiders before missing action in mid-season in 1986...Led league in return yards in 1984 with 220 yards on six interception returns, including single longest interception return of 97 yards at Miami...Had 13 career interceptions as a Raider...Joined Raiders in midseason 1983, played in final five league games plus three playoff wins...Had interception as Raiders downed Redskins in Super Bowl XVIII...Came to Raiders in

trade with New England...Played out option with Patriots in 1982, completing seven seasons with New England...Made 58 consecutive starts with Patriots from 1976-79...Patriots top interceptor from 1976-78...New England's all-time punt return leader with 1,159 yards on 111 returns, a 10.4-yard average...Had two punt return touchdowns as a rookie in 1976, with runs of 89 and 62 yards...Also blocked and returned a field goal attempt for a 65-yard touchdown in 1980...Fifth player and first defensive back taken in 1976 Draft by New England...AFC Rookie of Year...All-Pro in 1978, 1982, 1984 and 1985 and All-Conference eight times...Named to NFL All-Time Team...All-America defensive back as junior and senior at Arizona State...Named MVP in 1976 Japan Bowl and 1973 Fiesta Bowl...Two-year letterman in track, winning conference long jump title one year and runner-up the other...Served as the NFL's vice president of player and employee development.



## ERIC DICKERSON

**RB**
**Southern Methodist**
**Joined Raiders: Trade, Indianapolis, 1992**

Inducted into Pro Football Hall of Fame on Aug. 7, 1999...Played 11 NFL seasons and made six Pro Bowl appearances in pro career...Began NFL career as first round pick, second selection overall, by L.A. Rams in 1983...Also played for Indianapolis Colts (1987-91), Raiders (1992) and Atlanta Falcons (1993)...Led Raiders in rushing in 1992 with 729 yards...Played 11 seasons, 146 games...All-America, one of the best college runners in NCAA history...Rushed for 4,450 yards in four seasons at SMU...Holds NFL rookie season records for most rushing attempts — 390; most yards rushing — 1,808; most touchdowns rushing — 18...Set NFL records for rushing yards in a season — 2,105; 100-yard rushing performances — 12; and

combined yards from scrimmage — 2,244 in 1984...Retired from NFL ranked third in career rushing yardage — 13,259...Gained a playoff-record 248 yards rushing in 1985 NFC Divisional Playoff Game...In 1987, traded from Rams to Colts in blockbuster deal that also involved the Bills...Recorded a then-record seven consecutive seasons with 1,000 yards rushing...Named NFL Player of the Year, 1984; NFL Offensive Player of the Year, 1986...All-Pro 1983, 1984, 1986, 1987 and 1988...All-NFC 1983, 1984 and 1986...All-AFC 1987 and 1988...Born in Sealy, Texas.



## HOWIE LONG

**DE-DT**
**Villanova**
**Joined Raiders: Second-round draft choice, 1981**

Inducted into Pro Football Hall of Fame on July 29, 2000...Played 13 NFL seasons, all with the Raiders, and made eight Pro Bowl appearances in pro career...Moved into starting role with the Raiders beginning in the fifth game of the strike-shortened 1982 season...Just the second Raider defensive lineman to make a Pro Bowl...First or second team All-Pro choice in 1983, 1984, 1985, 1986 and 1989...Was also named All-AFC four times...In 1985, posted 10 sacks, with at least one in eight games and was selected as Raider Lineman's Club Defensive Lineman of the Year by his teammates...Although he missed much of the 1988 season due to injury, he still managed to record three sacks and intercept the first pass of his career, which he returned 73 yards in a game against Houston...Member of the NFL's All-Decade Team of the 1980s, recorded 84 career sacks, not including 7.5 sacks in 1981 before the sack was an official NFL stat...Raiders second round pick in 1981 NFL Draft and the 48th player selected overall...Four-year letterman at Villanova and MVP in the 1980 Blue-Gray Game...Has served as a studio host for NFL pregame show on FOX.

# RAIDERS IN THE HALL OF FAME



## RONNIE LOTT

**DB**  
**Southern California**  
**Joined Raiders: Free Agent, 1991**

Inducted into Pro Football Hall of Fame on July 29, 2000...Played 14 NFL seasons — including two with the Raiders — and made 10 Pro Bowl appearances in pro career at three positions — cornerback, free safety and strong safety...Named All-Pro eight times, All-NFC six times and All-AFC once, selected to play in 10 Pro Bowls and was named to the NFL's 75th Anniversary Team...In his first NFL season, led a young secondary that helped the 49ers win Super Bowl XVI...Became the second rookie in NFL history to return three interceptions for touchdowns and finished second to Lawrence Taylor for Rookie of the Year honors... Used at both left and right cornerback positions and as a free and strong safety during his 14-year career...In 1986, played 14 games at the free safety position before an

injury sidelined him for the final two games of the season...Still led the league with a career-most 10 interceptions, recorded 77 tackles, three forced fumbles and two sacks...During his career with the 49ers (1981-90), Los Angeles Raiders (1991-92) and the New York Jets (1993-94), recorded 63 career interceptions and twice led the league... Surpassed the 1,000-career tackle mark in 1993 and had five seasons of at least 100 tackles...In his 10 seasons with the 49ers, San Francisco won eight NFC Western Division titles and four Super Bowls...In 20 playoff contests (all starts), he recorded nine interceptions, 89 tackles, one forced fumble, one fumble recovery and two touchdowns... San Francisco 49ers first round draft pick and the eighth player chosen overall in the 1981 NFL Draft following All-American college career at Southern California.



## DAVE CASPER

**TE**  
**Notre Dame**  
**Joined Raiders: Second-round draft choice, 1974**

Inducted into Pro Football Hall of Fame on Aug. 3, 2002...Played 11 seasons in the NFL, seven-and-a-half with the Raiders...During that time, named All-Pro and All-AFC four times and was selected to play in four Pro Bowls...Traded to the Houston Oilers for a first round and two second round draft picks midway through 1980 season, finished the season with 56 receptions and was named to his fifth Pro Bowl...In 1984, after a brief stint with the Minnesota Vikings, returned to the Raiders, finishing his career with 378 receptions for 5,216 yards and 52 touchdowns...Outstanding play contributed to Raiders success and a 32-14 victory over Vikings in Super Bowl XI...Outstanding blocker as well as receiver...Caught the game-winning 10-

yard touchdown pass in 1977 double-overtime AFC playoff game...His infamous "Ghost to the Post," in reference to his 42-yard reception, set up the tying field goal at the end of regulation...All-America as an offensive tackle in 1972 and an All-America tight end in 1973 at Notre Dame...Second round pick by the Raiders in the 1974 NFL Draft.



## MARCUS ALLEN

**RB**  
**Southern California**  
**Joined Raiders: First-round draft choice, 1982**

Inducted into Pro Football Hall of Fame on Aug. 3, 2003...The 10th player selected in the 1982 NFL Draft...Played 16 NFL seasons, including 11 with the Los Angeles Raiders...Gained 12,243 yards rushing, 5,411 yards receiving and scored 145 touchdowns...1981 Heisman Trophy winner while at Southern California and NFL Rookie of the Year in 1982...During his 11 seasons with the Raiders, named to the Pro Bowl five times and added a sixth appearance in 1994 as a member of the Kansas City Chiefs...Was the Raiders leading rusher seven consecutive years...Led the Raiders in receptions with 51 in 1987...Named MVP in Super Bowl XVIII when the Raiders defeated the Washington Redskins 38-9 after rushing

for 191 yards and scoring two touchdowns, one a then-Super Bowl record 74-yarder...In 1985, named NFL MVP after leading the league with 1,759 rushing yards on 380 carries for a 4.6 yards per carry average and 11 touchdowns...Also caught 67 passes for 555 yards and scored an additional three touchdowns...In 1995, made NFL history when he became the first player in league history to rush for more than 10,000 yards and catch passes for 5,000 more...Completed 12 of 27 passes for 282 yards and six touchdowns during his career...In 15 career playoff games, carried the ball 267 times for 1,347 yards and 11 touchdowns, averaging 5.0 yards per carry...Also added 52 catches for 522 yards and two receiving touchdowns...At the time of his retirement following the 1997 season, held the single-season record for most rushing and receiving yards combined (2,314), second in consecutive 100-yard games and was third in career-combined yardage.



# RAIDERS IN THE HALL OF FAME



## JAMES LOFTON

**WR**

**Stanford**

**Joined Raiders: Trade, Green Bay, 1987**

Inducted into Pro Football Hall of Fame on Aug. 3, 2003...Traded to the Raiders in 1987 and played two seasons for the Silver and Black...Later spent four seasons with the Buffalo Bills and also played for the L.A. Rams and Philadelphia Eagles in final NFL season...Entered NFL as No. 1 draft pick of Green Bay in 1978 and spent eight seasons with Packers...In 16 seasons, caught 764 passes for 14,004 yards — an 18.3-yard average per catch...Recorded more than 50 catches in a season nine times...His 14,004 career reception yardage mark was an NFL-best at the time of his retirement, while his 43 games with 100 or more yards receiving ranked third...First NFL player to score a touchdown in 1970s, 1980s and 1990s...Named

All-Pro four times, All-NFC three times and selected to play in eight Pro Bowls...In 1991, at age 35, became the oldest player in league history to record 1,000 receiving yards in a season and recorded a career-best 220 receiving yards in a game against the Cincinnati Bengals...In 13 playoff game appearances, caught 41 passes for 759 yards and eight touchdowns, including a seven-reception game in Super Bowl XXVI...In three of those playoff games, recorded 100-yard plus performances...Won NCAA long jump title as a senior at Stanford...Coached Raiders wide receivers in 2008 after serving in same capacity for San Diego.



## BOB BROWN

**T**

**Nebraska**

**Joined Raiders: Trade, L.A. Rams, 1971**

Inducted into Pro Football Hall of Fame on Aug. 8, 2004...Played 10 pro seasons, his final three with the Raiders...First round draft pick (second overall) in the 1964 Draft by the Philadelphia Eagles...Named first team All-NFL seven times...Earned NFL/NFC Offensive Lineman of the Year honors three times...Elected to six Pro Bowls — three with Eagles, two with Rams and one with Raiders...Named to the NFL's All-Decade Team of the 1960s...All-NFL seven of his 10 seasons with the Philadelphia Eagles (1964-68), L.A. Rams (1969-70) and Oakland Raiders (1971-73)...Two of the three years he did not make the All-NFL team, he was named second team All-NFL...In 1969, after five consecutive all-league seasons with the

Eagles, was traded to Los Angeles and that year the Rams offensive line set an NFL record for protecting the passer...Voted college football's Lineman of the Year in 1963 by the Washington, D.C. Touchdown Club...All-America guard at Nebraska, was also drafted in the first round in 1964 by the Denver Broncos of the then-rival American Football League.



## JOHN MADDEN

**Head Coach/Assistant Coach**

**Cal Poly**

**Joined Raiders: 1967**

Inducted into Pro Football Hall of Fame on Aug. 5, 2006...Assistant coach with Allan Hancock College, 1960-61; head coach with Allan Hancock College, 1962-63; assistant coach with San Diego State, 1964-66; assistant coach with The Oakland Raiders, 1967-68; head coach with the Raiders, 1969-78...Regular season record: 103-32-7...Postseason record: 9-7...Overall record: 112-39-7...His .759 winning percentage during regular season ranks highest among coaches with 100 career victories...One of the youngest head coaches in history when Raiders hired him in 1969 at age 32...AFL Coach of the Year, 1969...Under Madden, Oakland never suffered losing record...Led Raiders to Super Bowl XI...Team won 17 straight

games between 1976-77 seasons, one short of NFL record at the time...A leading pro football analyst for NBC after also holding the same position for ABC's "Monday Night Football," Fox and CBS...Retired from broadcasting following the 2008 season.

## RAIDERS IN THE HALL OF FAME



## ROD WOODSON

DB

Purdue

Joined Raiders: Free Agent, 2002

Inducted into Pro Football Hall of Fame on Aug. 8, 2009...Finished career with the Raiders from 2002-03, leading Oakland to the AFC title and appearance in Super Bowl XXXVII...Played in 238 games with 229 starts in 17 seasons with Pittsburgh, San Francisco, Baltimore and Oakland...Had 71 interceptions for an NFL-record 1,483 career return yards...Also collected 2,362 yards on punt returns...Scored 17 career touchdowns...Holds NFL record with 12 interception returns for touchdowns...A six-time first team All-Pro choice (1989, 1990, 1992, 1993, 1994 and 2002)...One of five active players named to the NFL's 75th Anniversary Team in 1994...Named to the NFL All-Decade Team for the 1990s...Named NFL Defensive Player of the Year in 1993...Earned All-Pro honors as a cornerback, kick

returner and safety...Selected to play in 11 Pro Bowls...Played in three Super Bowls with three different teams, including Super Bowl XXX with the Steelers, Super Bowl XXXV with the Ravens and Super Bowl XXXVII with the Raiders...An All-American cornerback at Purdue...The 10th overall pick by the Pittsburgh Steelers in the 1987 NFL Draft...Returned to Raiders as an assistant coach in 2011, tutoring defensive backs.



## JERRY RICE

WR

Mississippi Valley State

Joined Raiders: Free Agent, 2001

Inducted into Pro Football Hall of Fame on Aug. 7, 2010...Played 20 NFL seasons, including four with the Oakland Raiders...Retired from professional football holding nearly every NFL career receiving record...Selected to play in 13 Pro Bowls...Named first team All-Pro 10 times...Played with the Raiders from 2001-04, helping lead Oakland to two playoff berths, an AFC title and an appearance in Super Bowl XXXVII...Played in 303 games with 284 starts in 20 seasons with San Francisco, Oakland and Seattle...Owner of 38 NFL career records at the time of his retirement...Set the all-time record for receptions (1,549), receiving yards (22,895), touchdown receptions (197), yards from scrimmage (23,540), all-

purpose yards (23,546), combined rushing and receiving touchdowns (207) and total touchdowns (208)...Set single-season NFL records in receiving yards (1,848) and touchdown receptions (22)...Also set NFL marks with at least 50 receptions in 17 seasons, 1,000 receiving yards in 14 seasons, 76 games with at least 100 receiving yards, 13 consecutive games with at least one touchdown reception and 274 consecutive games with a reception...Played on three Super Bowl-winning teams as a member of the San Francisco 49ers...Named MVP of Super Bowl XXIII...Established career Super Bowl records in receptions (33), receiving yards (589), all-purpose yards (604) and touchdown receptions (eight)...Also set single-game Super Bowl records in receptions (11), receiving yards (215) and touchdowns (three, twice)...Played in an NFL-record 29 playoff games with the 49ers, Raiders and Seahawks...Set NFL postseason records in receptions (151), receiving touchdowns (22), receiving yards (2,245), eight games with at least 100 receiving yards and 28 consecutive playoff games with at least one reception...Named AP Offensive Player of the Year in 1987 and 1993...Tabbed for PFWA MVP honors in 1987...The MVP of the 1995 Pro Bowl...Garnered 1985 UPI NFC Rookie of the Year honors...Named to the NFL All-Decade Team for both the 1980s and 1990s...One of five active players to be named to the NFL's 75th Anniversary Team in 1994...An All-American receiver at Mississippi Valley State...The 16th overall pick by the San Francisco 49ers in the 1985 NFL Draft.

# RAIDERS IN THE PRO BOWL

Marcus Allen	RB	5	(1982,84,85,86*,87)
Nnamdi Asomugha	CB	4	(2006*,08,09,10)
Fred Biletnikoff	WR	4	(1970,71,73,74)
Cliff Branch	WR	4	(1974,75,76,77)
Bob Brown	T	1	(1971*)
Tim Brown	WR/KR	9	(1988,91,93,94,95,96,97,99,01)
Willie Brown	CB	4	(1970,71,72,73)
Derrick Burgess	DE	2	(2005,06)
Dave Casper	TE	4	(1976,77,78,79)
Raymond Chester	TE	4	(1970,71,72,79)
Todd Christensen	TE	5	(1983,84,85,86,87)
Jon Condo	LS	2	(2009,11)
Dave Dalby	C	1	(1977)
Hewritt Dixon	RB	1	(1970)
Rich Gannon	QB	4	(1999,00,01,02)
Kevin Gogan	G	1	(1994)
Jeff Gossett	P	1	(1991)
Ray Guy	P	7	(1973,74,75,76,77,78,80)
Lester Hayes	CB	5	(1980,81,82,83,84)
Mike Haynes	CB	3	(1984,85,86)
Ted Hendricks	LB	4	(1980,81,82,83)
Ethan Horton	TE	1	(1991)
Jeff Hostetler	QB	1	(1994)
Marv Hubbard	RB	3	(1971,72,73)
Bo Jackson	RB	1	(1990*)
Jeff Jaeger	K	1	(1991)
Sebastian Janikowski	K	1	(2011)
Lincoln Kennedy	T	3	(2000,01,02)
Kenny King	RB	1	(1980*)
Daryle Lamonica	QB	2	(1970,72)
Henry Lawrence	T	2	(1983,84)
Shane Lechler	P	7	(2001,04,07,08,09,10,11)
Howie Long	DE	8	(1983,84,85,86,87,89,92,93)
Ronnie Lott	S	1	(1991)
Rod Martin	B	2	(1983,84)
Terry McDaniel	CB	5	(1992,93,94,95,96)
Vann McElroy	S	2	(1983,84)
Chester McGlockton	DT	4	(1994,95,96,97)
Matt Millen	LB	1	(1988)
Zach Miller	TE	1	(2010)
Max Montoya	G	1	(1993)
Don Mosebar	C	3	(1986,90,91)
Jim Otto	C	3	(1970,71,72)
Greg Pruitt	KR	1	(1983)
Jerry Rice	WR	1	(2002)
Barret Robbins	C	1	(2002*)
Darrell Russell	DT	2	(1998,99)
Harry Schuh	T	1	(1970)
Richard Seymour	DT	2	(2010*,11)
Art Shell	T	8	(1972,73,74,75,76,77,78,80)
Otis Sistrunk	DT	1	(1974)
Ken Stabler	QB	4	(1973,74,76*,77)
Jack Tatum	S	3	(1973,74,75*)
Greg Townsend	DE	2	(1990,91)
Gene Upshaw	G	6	(1972,73,74,75,76,77)
Mark van Eeghen	RB	1	(1977)
Phil Villapiano	LB	4	(1973,74,75,76)
Warren Wells	WR	1	(1970)
Steve Wisniewski	G	8	(1990,91,92*,93,94*,95,97,00)
Charles Woodson	CB	4	(1998,99,00,01)
Rod Woodson	S	1	(2002)


\* — Selected but did not play





## RAIDERS ALL-LEAGUE PERFORMERS

- 1960 – AII-AFL:** Center Jim Otto
- 1961 – AII-AFL:** Center Jim Otto
- 1962 – AII-AFL:** Center Jim Otto, defensive back Fred Williamson.
- 1963 – AII-AFL:** Center Jim Otto, wide receiver Art Powell, running back Clem Daniels, defensive back Fred Williamson.
- 1964 – AII-AFL:** Center Jim Otto, wide receiver Art Powell.
- 1965 – AII-AFL:** Center Jim Otto, wide receiver Art Powell, defensive back Dave Grayson.
- 1966 – AII-AFL:** Center Jim Otto, guard Wayne Hawkins, defensive back Kent McCloughan.
- 1967 – AII-AFL:** Center Jim Otto, guard Gene Upshaw, tackle Harry Schuh, tight end Billy Cannon, quarterback Daryle Lamonica, running back Hewritt Dixon, defensive end Ben Davidson, defensive tackle Tom Keating, linebacker Dan Conners, defensive back Kent McCloughan.
- 1968 – AII-AFL:** Center Jim Otto, guard Gene Upshaw, running back Hewritt Dixon, defensive tackle Dan Birdwell, linebacker Dan Conners, defensive backs Willie Brown, Dave Grayson.
- 1969 – AII-AFL:** Center Jim Otto, guard Gene Upshaw, tackle Harry Schuh, wide receivers Fred Biletnikoff, Warren Wells, quarterback Daryle Lamonica, defensive backs Willie Brown, Dave Grayson, linebacker Dan Conners, defensive tackle Tom Keating.
- 1970 – ALL-PRO:** Center Jim Otto, guard Gene Upshaw, cornerback Willie Brown, wide receiver Fred Biletnikoff.  
**ALL-CONFERENCE:** Otto, Upshaw, Brown, Biletnikoff, quarterback Daryle Lamonica, running back Hewritt Dixon, wide receiver Warren Wells, defensive tackle Tom Keating, tackle Harry Schuh.
- 1971 – ALL-PRO:** Center Jim Otto, cornerback Willie Brown, tackle Bob Brown.  
**ALL-CONFERENCE:** Otto, W. Brown, B. Brown, tight end Raymond Chester, guard Gene Upshaw, kick return specialist Clarence Davis.
- 1972 – ALL-PRO:** Wide receiver Fred Biletnikoff, tackle Bob Brown, guard Gene Upshaw, cornerback Willie Brown.  
**ALL-CONFERENCE:** Biletnikoff, B. Brown, Upshaw, W. Brown, center Jim Otto, tight end Raymond Chester.
- 1973 – ALL-PRO:** Tackle Art Shell, cornerback Willie Brown, punter Ray Guy.  
**ALL-CONFERENCE:** Shell, W. Brown, Guy, wide receiver Fred Biletnikoff, quarterback Ken Stabler.
- 1974 – ALL-PRO:** Wide receiver Cliff Branch, tackle Art Shell, guard Gene Upshaw, quarterback Ken Stabler, punter Ray Guy.  
**ALL-CONFERENCE:** Branch, Shell, Upshaw, Stabler, Guy, defensive tackle Otis Sistrunk, linebacker Phil Villapiano, safety Jack Tatum.
- 1975 – ALL-PRO:** Wide receiver Cliff Branch, punter Ray Guy.  
**ALL-CONFERENCE:** Branch, Guy, tackle Art Shell, linebacker Phil Villapiano, safety Jack Tatum.
- 1976 – ALL-PRO:** Wide receiver Cliff Branch, tight end Dave Casper, punter Ray Guy.  
**ALL-CONFERENCE:** Branch, Casper, Guy, linebacker Ted Hendricks, tackle Art Shell.
- 1977 – ALL-PRO:** Wide receiver Cliff Branch, tight end Dave Casper, punter Ray Guy, tackle Art Shell, guard Gene Upshaw.  
**ALL-CONFERENCE:** Casper, Branch, Guy, Shell, Upshaw, kicker Errol Mann, safety Jack Tatum.
- 1978 – ALL-PRO:** Tight end Dave Casper, punter Ray Guy.  
**ALL-CONFERENCE:** Casper, Guy, tackle Art Shell.
- 1979 – ALL-PRO:** Tight ends Dave Casper, Ray Chester.  
**ALL-CONFERENCE:** Casper, Chester.
- 1980 – ALL-PRO:** Cornerback Lester Hayes, linebacker Ted Hendricks.  
**ALL-CONFERENCE:** Hayes, Hendricks, punter Ray Guy.
- 1981 – ALL-PRO:** Cornerback Lester Hayes.  
**ALL-CONFERENCE:** Hayes, linebackers Ted Hendricks and Rod Martin.
- 1982 – ALL-PRO:** Running back Marcus Allen, cornerback Lester Hayes, linebacker Ted Hendricks, linebacker Rod Martin.  
**ALL-CONFERENCE:** Allen, Hayes, Hendricks, Martin.
- 1983 – ALL-PRO:** Tight end Todd Christensen, defensive end Howie Long, linebacker Rod Martin.  
**ALL-CONFERENCE:** Christensen, Long, Martin, cornerback Lester Hayes.
- 1984 – ALL-PRO:** Tight end Todd Christensen, defensive end Howie Long, linebacker Rod Martin, cornerbacks Mike Haynes and Lester Hayes.  
**ALL-CONFERENCE:** Long, Martin, Haynes, running back Marcus Allen, tackle Henry Lawrence.
- 1985 – ALL-PRO:** Running back Marcus Allen, tight end Todd Christensen, defensive end Howie Long, cornerback Mike Haynes.  
**ALL-CONFERENCE:** Allen, Christensen, Long, Haynes, linebacker Matt Millen.



Gene Upshaw

# RAIDERS ALL-LEAGUE PERFORMERS

- 1986 – ALL-PRO:** Tight end Todd Christensen, middle guard Bill Pickel, defensive end Howie Long.  
**ALL-CONFERENCE:** Christensen, Pickel, Long, safety Vann McElroy.
- 1987 – ALL-CONFERENCE:** Tight end Todd Christensen, safety Vann McElroy.
- 1988 – ALL-PRO:** Kick returner Tim Brown.  
**ALL-CONFERENCE:** Defensive end Greg Townsend.
- 1989 – ALL-CONFERENCE:** Running back Bo Jackson, defensive end Greg Townsend.
- 1990 – ALL-PRO:** Guard Steve Wisniewski, defensive end Greg Townsend.  
**ALL-CONFERENCE:** Townsend, Wisniewski.
- 1991 – ALL-PRO:** Punter Jeff Gossett, kicker Jeff Jaeger, safety Ronnie Lott, guard Steve Wisniewski, defensive end Greg Townsend, center Don Mosebar, kick returner Tim Brown.  
**ALL-CONFERENCE:** Brown, Jaeger, Lott, Townsend, Wisniewski.
- 1992 – ALL-PRO:** Guard Steve Wisniewski, cornerback Terry McDaniel.  
**ALL-CONFERENCE:** McDaniel, Wisniewski.
- 1993 – ALL-PRO:** Guard Steve Wisniewski, defensive end Anthony Smith, kick returner Raghib Ismail.  
**ALL-CONFERENCE:** Cornerback Terry McDaniel, Wisniewski, Ismail, wide receiver Tim Brown, defensive end Howie Long.
- 1994 – ALL-PRO:** Cornerback Terry McDaniel, defensive tackle Chester McGlockton, guard Steve Wisniewski.  
**ALL-CONFERENCE:** Wide receiver Tim Brown, McDaniel, McGlockton, Wisniewski.
- 1995 – ALL-PRO:** Cornerback Terry McDaniel, defensive tackle Chester McGlockton, guard Steve Wisniewski.  
**ALL-CONFERENCE:** Wide receiver Tim Brown, McDaniel, McGlockton, defensive end Pat Swilling, Wisniewski.
- 1996 – ALL-PRO:** Cornerback Terry McDaniel, defensive tackle Chester McGlockton, guard Steve Wisniewski.  
**ALL-CONFERENCE:** Wide receiver Tim Brown, McGlockton, Wisniewski.
- 1997 – ALL-PRO:** Wide receiver Tim Brown; defensive tackle Chester McGlockton, guard Steve Wisniewski.  
**ALL-CONFERENCE:** Brown, McGlockton, Wisniewski.
- 1998 – ALL-PRO:** Defensive tackle Darrell Russell.  
**ALL-CONFERENCE:** Russell.
- 1999 – ALL-PRO:** Defensive tackle Darrell Russell, cornerback Charles Woodson.  
**ALL-CONFERENCE:** Russell, Woodson, center Barret Robbins, wide receiver Tim Brown, linebacker Greg Biekert.
- 2000 – ALL-PRO:** Quarterback Rich Gannon, punter Shane Lechler, guard Steve Wisniewski, cornerback Charles Woodson, linebacker William Thomas, tackle Lincoln Kennedy.  
**ALL-CONFERENCE:** Gannon, Wisniewski, Woodson.



*Terry McDaniel*

- 2001 – ALL-PRO:** Quarterback Rich Gannon, tackle Lincoln Kennedy, punter Shane Lechler, cornerback Charles Woodson.  
**ALL-CONFERENCE:** Gannon, Lechler, Woodson.
- 2002 – ALL-PRO:** Defensive tackle Rod Coleman, quarterback Rich Gannon, tackle Lincoln Kennedy, defensive tackle John Parrella, wide receiver Jerry Rice, center Barret Robbins, safety Rod Woodson.  
**ALL-CONFERENCE:** Gannon, Kennedy, Woodson.
- 2003 – ALL-PRO:** Punter Shane Lechler.
- 2004 – ALL-PRO:** Punter Shane Lechler.
- 2005 – ALL-PRO:** Defensive end Derrick Burgess.  
**ALL-CONFERENCE:** Burgess.
- 2006 – ALL-PRO:** Cornerback Nnamdi Asomugha.
- 2007 – ALL-PRO:** Punter Shane Lechler.  
**ALL-CONFERENCE:** Lechler.
- 2008 – ALL-PRO:** Cornerback Nnamdi Asomugha, punter Shane Lechler, punt returner Johnnie Lee Higgins.  
**ALL-CONFERENCE:** Asomugha, Lechler, Higgins.
- 2009 – ALL-PRO:** Cornerback Nnamdi Asomugha, kicker Sebastian Janikowski, punter Shane Lechler.  
**ALL-CONFERENCE:** Asomugha, Lechler.
- 2010 – ALL-PRO:** Cornerback Nnamdi Asomugha, safety Michael Huff, punter Shane Lechler.  
**ALL-CONFERENCE:** Asomugha, Lechler.
- 2011 – ALL-PRO:** Kicker Sebastian Janikowski, punter Shane Lechler.  
**ALL-CONFERENCE:** Janikowski, Lechler.





## RAIDERS IN THE AFL ALL-STAR GAME

George Atkinson .....	CB .....	2 .....	(1968,69)
Fred Biletnikoff .....	WR .....	2 .....	(1967,69)
Dan Birdwell .....	DT .....	1 .....	(1968)
George Blanda .....	K .....	1 .....	(1967)
Willie Brown .....	CB .....	3 .....	(1967,68,69)
Billy Cannon .....	TE .....	1 .....	(1969)
Dan Connors .....	LB .....	3 .....	(1966,67,68)
Dave Costa .....	DT .....	1 .....	(1963)
Clem Daniels .....	RB .....	4 .....	(1963,64,65,66)
Ben Davidson .....	DE .....	3 .....	(1966,67,68)
Cotton Davidson .....	QB .....	1 .....	(1963)
Hewritt Dixon .....	RB .....	3 .....	(1966,67,68)
Tom Flores .....	QB .....	1 .....	(1966)
Dave Grayson .....	CB-S .....	3 .....	(1965,66,69)
Wayne Hawkins .....	G .....	5 .....	(1963,64,65,66,67)
Tom Keating .....	DT .....	2 .....	(1966,67)
Daryle Lamonica .....	QB .....	2 .....	(1967,69*)
Isaac Lassiter .....	DE .....	1 .....	(1966)
Archie Matsos .....	LB .....	1 .....	(1963)
Kent McCloughan .....	CB .....	2 .....	(1966,67*)
Alan Miller .....	RB .....	1 .....	(1961)
Gus Otto .....	LB .....	1 .....	(1969)
Jim Otto .....	C .....	9 .....	(1961,62,63,64,65,66,67,68,69)
Art Powell .....	WR .....	4 .....	(1963,64,65,66)
Harry Schuh .....	T .....	2 .....	(1967,69)
Gene Upshaw .....	G .....	1 .....	(1968)
Warren Wells .....	WR .....	1 .....	(1968)
Fred Williamson .....	CB .....	3 .....	(1961,62,63)
Nemiah Wilson .....	CB .....	1 .....	(1967)

\* — Selected but did not play

## COACH OF THE YEAR

Another tribute to the unparalleled success of the Raiders organization is the selection of five head coaches as "Coach of the Year."

Al Davis .....	1963
John Rauch .....	1967
John Madden .....	1969
Tom Flores .....	1982
Art Shell .....	1990



## RAIDERS IN THE SUPER BOWL

## SUPER BOWL II

Miami Orange Bowl; Sunday, Jan. 14, 1968; Attendance: 75,546; Time: 2:34 PM PST; Weather: 68°F; partly cloudy; 52% humidity; wind W 14 mph

The Raiders stormed into Super Bowl II after claiming the club's first-ever American Football League championship with a 40-7 romp over the Kansas City Chiefs on Dec. 31, 1966. The Raiders mounted a spirited challenge to the Green Bay Packers, the defending Super Bowl champions, but ultimately fell short in Miami, 33-14.

In a game that drew the first \$3 million gate in football history, the Bart Starr-led Packers jumped out to a 13-0 lead in the second quarter after a 62-yard touchdown reception by Boyd Dowler. The Raiders cut into the lead with a 23-yard touchdown pass from Daryle Lamonica to Bill Miller, the first of two touchdown receptions on the day for the wide receiver, who played collegiately at the University of Miami.

Down 16-7 entering the second half, the Raiders were unable to contain a Packers offense that added a 2-yard touchdown run by Donny Anderson and Don Chandler's fourth field goal of the day, in the third quarter. Herb Adderley's 60-yard interception return for a touchdown on a fourth-quarter Lamonica pass sealed the Packers victory. Lamonica connected with Miller for a 23-yard Oakland touchdown late in the final period.

Starr earned the game's MVP honors after completing 13-of-24 passes for 202 yards and one touchdown. Miller hauled in a game-high five passes for 84 yards and two touchdowns to lead the Raiders.

## SCORE BY QUARTER

	1	2	3	4	OT	TOTAL
OAKLAND	0	7	0	7	—	14
GREEN BAY	3	13	10	7	—	33

## SCORING SUMMARY

TM	QTR	TIME	PLAY DESCRIPTION (EXTRA POINT) (DRIVE INFO)	GB	OAK
GB	1	9:53	D. Chandler 39 yd. Field Goal (10-34, 4:01)	3	0
GB	2	11:52	D. Chandler 20 yd. Field Goal (17-84, 8:40)	6	0
GB	2	10:50	B. Dowler 62 yd. pass from B. Starr (D. Chandler kick) (1-62, 0:11)	13	0
OAK	2	6:15	B. Miller 23 yd. pass from D. Lamonica (G. Blanda kick) (9-78, 4:20)	13	7
GB	2	0:01	D. Chandler 43 yd. Field Goal (4-9, 0:19)	16	7
GB	3	5:54	D. Anderson 2 yd. run (D. Chandler kick) (11-82, 4:41)	23	7
GB	3	0:02	D. Chandler 21 yd. Field Goal (9-37, 4:47)	26	7
GB	4	11:03	H. Adderley 60 yd. interception return (D. Chandler kick)	33	7
OAK	4	9:13	B. Miller 23 yd. pass from D. Lamonica (G. Blanda kick) (4-74, 1:35)	33	14

	RAIDERS	PACKERS
TOTAL FIRST DOWNS	19	16
By Rushing	11	5
By Passing	7	10
By Penalty	1	1
THIRD-DOWN EFFICIENCY	3-11-27%	5-16-31%
FOURTH-DOWN EFFICIENCY	0-0-0%	1-1-100%
TOTAL NET YARDS	291	325
Total Offensive Plays	57	69
Average gain per offensive play	5.1	4.7
NET YARDS RUSHING	105	163
Total Rushing Plays	20	41
Average gain per rushing play	5.2	4.0
NET YARDS PASSING	186	162
Times thrown — yards lost att. to pass	3-22	4-40
Gross yards passing	208	202
PASS ATT-COMP-INT	34-15-1	24-13-0
Average gain per pass play	5.6	5.8
PUNTS Number and Average	6-44.0	6-39.0
TOTAL RETURN YARDS (not inc. kickoffs)	12	95
No. and Yards Punt Returns	2-12	3-35
No. and Yards Kickoff Returns	7-127	3-49
No. and Yards Interception Returns	0-0	1-60
PENALTIES Numbers and Yards	4-31	1-12
FUMBLES Numbers and Lost	3-2	0-0
EXTRA POINTS Made-Attempts	2-2	3-3
FIELD GOALS Made-Attempts	0-1	4-4
SAFETIES	0	0
FINAL SCORE	14	33

## OAKLAND RAIDERS STATS

RUSHING	Att	Yd	Avg	Lg	TD
H. Dixon	12	52	4.3	14	0
L. Todd	2	37	18.5	32	0
P. Banaszak	6	16	2.7	5	0
Total	20	105	5.2	32	0
PASSING	Att	Cm	Yds	TD	Lg
D. Lamonica	34	15	208	2	41
Total	34	15	208	2	41
RECEIVING	No	Yd	Avg	Lg	TD
B. Miller	5	84	16.8	23†	2
P. Banaszak	4	69	17.2	41	0
B. Cannon	2	25	12.5	15	0
F. Biletnikoff	2	10	5.0	6	0
H. Dixon	1	3	3.0	3	0
W. Wells	1	17	17.0	17	0
Total	15	208	13.9	41	2
INTERCEPTIONS	No	Yd	Avg	Lg	TD
--	--	--	--	--	--
PUNT RETURNS	No	Yd	Avg	FC	Lg
R. Bird	1	12	12.0	1	12
W. Wells	1	0	0.0	0	0
Total	2	12	6.0	1	12
KICK RETURNS	No	Yd	Avg	Lg	TD
L. Todd	3	63	21.0	23	0
D. Grayson	3	61	20.3	25	0
W. Hawkins	1	3	3.0	3	0
Total	7	127	18.1	25	0

## GREEN BAY PACKERS STATS

RUSHING	Att	Yd	Avg	Lg	TD	
B. Wilson	17	65	3.8	13	0	
D. Anderson	14	48	3.4	8	1	
T. Williams	8	36	4.5	18	0	
B. Starr	1	14	14.0	14	0	
C. Mercein	1	0	0.0	0	0	
Total	41	163	4.0	18	1	
PASSING	Att	Cm	Yds	TD	Lg	
B. Starr	24	13	202	1	62	
Total	24	13	202	1	62	
RECEIVING	No	Yd	Avg	Lg	TD	
C. Dale	4	43	10.8	17	0	
M. Fleming	4	35	8.8	11	0	
B. Dowler	2	71	35.5	62	1	
D. Anderson	2	18	9.0	12	0	
M. McGee	1	35	35.0	35	0	
Total	13	202	15.5	62	1	
INTERCEPTIONS	No	Yd	Avg	Lg	TD	
H. Adderley	1	60	60.0	60	1	
Total	1	60	60.0	60	1	
PUNT RETURNS	No	Yd	Avg	FC	Lg	TD
W. Wood	3	35	11.7	0	31	0
Total	3	35	11.7	0	31	0
KICK RETURNS	No	Yd	Avg	Lg	TD	
H. Adderley	1	24	24.0	24	0	
T. Williams	1	18	18.0	18	0	
T. Crutcher	1	7	7.0	7	0	
Total	3	49	16.3	24	0	

## RAIDERS STARTERS

OFFENSE	DEFENSE
C 00 J. Otto	DT 53 D. Birdwell
G 65 W. Hawkins	DT 74 T. Keating
G 63 E. Hupshaw	DE 83 B. Davidson
T 79 H. Schuh	DE 77 L. Lassiter
T 76 B. Sullivan	OLB 42 B. Lasky
TE 33 B. Cannon	OLB 34 G. Otter
WR 25 F. Biletnikoff	MLB 55 D. Cunniff
WR 89 B. Miller	CB 24 W. Brown
RB 40 P. Banaszak	CB 77 K. McCoughan
RB 35 H. Dixon	FS 29 H. Williams
QB 3 D. Lamonica	SS 20 W. Powers

## PACKERS STARTERS

OFFENSE	DEFENSE
C 57 K. Bowman	DT 74 H. Jordan
G 68 G. Gillingham	DT 77 R. Kostelnik
G 64 J. Kramer	DE 82 L. Aldridge
T 75 F. Gregg	DE 87 W. Davis
T 76 B. Skoronski	OLB 60 L. Caffey
TE 81 M. Fleming	OLB 89 D. Robinson
WR 84 C. Dale	MLB 66 R. Witschke
WR 86 B. Dowler	CB 26 H. Adderley
RB 44 D. Anderson	CB 21 B. Jeter
RB 36 B. Wilson	FS 24 W. Wood
QB 15 B. Starr	SS 40 T. Brown

REFEREE: Jack Vest



## RAIDERS IN THE SUPER BOWL

## SUPER BOWL XI

Rose Bowl; Sunday, Jan. 9, 1977; Attendance: 100,421; Time: 3:03 PM PST; Weather: 58°F; clear and sunny, 59% humidity, wind NW 5 mph

The 1976 Raiders advanced to Super Bowl XI with a 13-1 regular season record and a 2-0 mark in the playoffs, upending the Pittsburgh Steelers in the AFC Championship Game for the first time in three tries, 24-7. Against the NFC Champion Vikings in front of 103,424 fans at the Rose Bowl, the Silver and Black put forth dominant efforts on both offense and defense in posting a 32-14 victory and capturing the club's first-ever Super Bowl championship.

Oakland built a 16-0 first-half lead as Dave Casper and Pete Banaszak each scored short touchdowns after receptions by Fred Biletnikoff brought the Raiders to the goal line on two separate drives. An additional short-yardage touchdown run by Banaszak in the second half put the Raiders up, 26-7, and set the stage for the signature moment of the contest: With Fran Tarkenton under heavy pressure in the fourth quarter, veteran Willie Brown intercepted a pass and returned it 75 yards for a touchdown to seal the victory.

The Vikings could only muster two second-half touchdowns as the Silver and Black put together a dominant defensive performance, limiting Chuck Foreman to just 44 yards rushing and intercepting Tarkenton twice.

Biletnikoff's 79 yards on four receptions, three of which set up Raider touchdowns, earned him MVP honors, while Clarence Davis helped pace the offense with 137 rushing yards on 16 carries.

Eight Raiders from Super Bowl XI would go on to enshrinement in the Pro Football Hall of Fame, with Owner Al Davis joining Head Coach John Madden, Biletnikoff, Brown, Ted Hendricks, Gene Upshaw, Art Shell and Casper in Canton.

## SCORE BY QUARTER

	1	2	3	4	OT	TOTAL
OAKLAND	0	16	3	13	—	32
MINNESOTA	0	0	7	7	—	14

## SCORING SUMMARY

TM	QTR	TIME	PLAY DESCRIPTION (EXTRA POINT) (DRIVE INFO)	MIN	OAK
OAK	2	0:48	E. Mann 24 yd. Field Goal (12-90, 5:23)	0	3
OAK	2	7:50	D. Casper 1 yd. pass from K. Stabler (E. Mann kick) (10-64, 5:21)	0	10
OAK	2	11:27	P. Banaszak 1 yd. run (kick failed) (5-35, 2:20)	0	16
OAK	3	9:44	E. Mann 40 yd. Field Goal (5-31, 2:12)	0	19
MIN	3	14:13	S. White 8 yd. pass from F. Tarkenton (F. Cox kick) (12-68, 4:29)	7	19
OAK	4	7:21	P. Banaszak 2 yd. run (E. Mann kick) (4-54, 2:27)	7	26
OAK	4	9:17	W. Brown 75 yd. interception return (kick failed)	7	32
MIN	4	14:35	S. Voigt 13 yd. pass from B. Lee (F. Cox kick) (9-86, 1:31)	14	32

## OAKLAND RAIDERS STATS

RUSHING	Att	Yd	Avg	Lg	TD
C. Davis	16	137	8.6	35	0
M. Van Eeghen	18	73	4.1	11	0
C. Garrett	4	19	4.8	13	0
P. Banaszak	10	19	1.9	6	2
H. Ginn	2	9	4.5	9	0
M. Rae	2	9	4.5	11	0
Total	52	266	5.1	35	2
PASSING	Att	Cm	Yds	TD	Lg
K. Stabler	19	12	180	1	48
Total	19	12	180	1	48
RECEIVING	No	Yd	Avg	Lg	TD
D. Casper	4	70	17.5	25	1
F. Biletnikoff	4	79	19.8	48	0
C. Garrett	1	11	11	11	0
C. Branch	3	20	6.7	10	0
Total	12	180	15	48	1
INTERCEPTIONS	No	Yd	Avg	Lg	TD
W. Hall	1	16	16	16	0
W. Brown	1	75	75	75	1
Total	2	91	45.5	75	1
PUNT RETURNS	No	Yd	Avg	FC	Lg
N. Colzie	4	43	10.8	0	25
Total	4	43	10.8	0	25
KICK RETURNS	No	Yd	Avg	Lg	TD
C. Garrett	2	47	23.5	24	0
M. Stani	1	0	0	0	0
Total	3	47	15.7	0	0

## MINNESOTA VIKINGS STATS

RUSHING	Att	Yd	Avg	Lg	TD
C. Foreman	17	44	2.6	7	0
B. McCannahan	3	3	1.0	2	0
R. Miller	2	4	2.0	3	0
B. Lee	1	4	4.0	4	0
S. White	1	7	7.0	7	0
S. Johnson	2	9	4.5	8	0
Total	26	71	2.7	8	0
PASSING	Att	Cm	Yds	TD	Lg
F. Tarkenton	35	17	205	1	26
B. Lee	9	7	81	1	20
Total	44	24	286	2	26
RECEIVING	No	Yd	Avg	Lg	TD
C. Foreman	5	62	12.4	26	0
A. Rashad	3	53	17.7	25	0
R. Miller	4	19	4.8	13	0
S. Voigt	4	49	12.3	15	1
S. White	5	77	15.4	20	1
S. Johnson	3	26	8.7	17	0
Total	24	286	11.9	26	2
INTERCEPTIONS	No	Yd	Avg	Lg	TD
—	—	—	—	—	—
PUNT RETURNS	No	Yd	Avg	FC	Lg
L. Willis	3	14	4.7	0	8
Total	3	14	4.7	0	8
KICK RETURNS	No	Yd	Avg	Lg	TD
L. Willis	3	57	19	20	0
S. White	4	79	19.8	26	0
Total	7	136	19.4	26	0

	RAIDERS	VIKINGS
TOTAL FIRST DOWNS	21	20
By Rushing	13	2
By Passing	8	15
By Penalty	0	3
THIRD-DOWN EFFICIENCY	9-19-47%	7-19-37%
FOURTH-DOWN EFFICIENCY	0-1-0%	1-2-50%
TOTAL NET YARDS	429	353
Total Offensive Plays	73	71
Average gain per offensive play	5.9	5.0
NET YARDS RUSHING	266	71
Total Rushing Plays	52	26
Average gain per rushing play	5.1	2.7
NET YARDS PASSING	163	282
Times thrown — yards lost att. to pass	2-17	1-4
Gross yards passing	180	286
PASS ATT-COMP INT	19-12-0	44-24-2
Average gain per pass play	7.8	6.3
PUNTS Number and Average	5-32.4	7-37.9
TOTAL RETURN YARDS (not inc. kickoffs)	181	150
No. and Yards Punt Returns	4-43	3-14
No. and Yards Kickoff Returns	3-47	7-136
No. and Yards Interception Returns	2-91	0-0
PENALTIES Numbers and Yards	4-30	2-25
FUMBLES Numbers and Lost	0-0	1-1
EXTRA POINTS Made-Attempts	2-4	2-2
FIELD GOALS Made-Attempts	2-3	0-0
SAFETIES	0	0
FINAL SCORE	32	14

## RAIDERS STARTERS

OFFENSE	DEFENSE
C 50 D. Dalby	DT 74 D. Rowe
G 64 G. Buehler	DT 60 O. Sistrunk
G 63 E. Upshaw	DE 72 J. Mataszak
T 78 A. Shell	DE 41 P. Villagiano
T 75 J. Vella	OLB 82 T. Hendricks
TE 87 D. Casper	OLB 58 M. Johnson
WR 25 F. Biletnikoff	MLB 39 W. Hall
WR 21 C. Branch	CB 24 W. Brown
RB 28 C. Davis	CB 26 S. Thomas
RB 30 M. Van Eeghen	FS 32 J. Tatum
DB 12 K. Stabler	SS 43 G. Atkinson

## VIKINGS STARTERS

OFFENSE	DEFENSE
C 53 M. Tingelhoff	DT 84 A. Page
G 68 C. Goodrum	DT 69 D. Sutherland
G 62 E. White	DE 81 C. Eller
T 78 S. Riley	DE 70 J. Marshall
T 73 R. Yary	OLB 58 M. Blair
TE 83 S. Voigt	OLB 58 W. Hilgenberg
WR 28 A. Rashad	MLB 50 J. Siemon
WR 85 S. White	CB 20 B. Bryant
RB 44 C. Foreman	CB 43 W. Wright
RB 33 B. McCannahan	FS 22 P. Krause
DB 10 F. Tarkenton	SS 23 J. Wright

REFEREE: Jim Tunney



# RAIDERS IN THE SUPER BOWL

## SUPER BOWL XV

Louisiana Superdome; Sunday, Jan. 25, 1981; Attendance: 76,135; Time: 3:13 PM PST; Weather: played indoors, domed stadium

The 1980 Oakland Raiders entered Super Bowl XV against the NFC Champion Philadelphia Eagles as the ultimate underdogs. Not only were the Raiders the first wild card team to advance to the Super Bowl since the NFL adopted the new playoff format in 1978, but the Eagles had already defeated the Silver and Black, 10-7, just eight weeks earlier. This matchup would be markedly different, as a team that started the season with just a 2-3 record would claim the club's second championship with a dominating 27-10 victory.

The Raiders wasted no time establishing themselves in New Orleans, as Rod Martin picked off a Ron Jaworski pass on the game's third play and returned it 37 yards to set up a Jim Plunkett touchdown pass to Cliff Branch. Later in the first quarter, Plunkett hit Kenny King for an 80-yard touchdown strike that set a then-Super Bowl record and gave the Silver and Black a 14-0 lead.

Head coach Tom Flores, employing a philosophy of pressure football, kept the offense firing away in the second half. Plunkett engineered a third-quarter drive that culminated in a 29-yard touchdown pass to Branch that gave the Raiders an insurmountable 21-3 lead. Chris Bahr added two field goals in the second half and the defense, led by a Super Bowl-record three interceptions by Martin, surrendered only a fourth-quarter touchdown.

Plunkett was tabbed for MVP honors after completing 13-of-21 passes for 261 yards and three touchdowns as the Silver and Black became the first wild card team in NFL history to win the Super Bowl.

### SCORE BY QUARTER

	1	2	3	4	OT	TOTAL
OAKLAND	14	0	10	3	—	27
PHILADELPHIA	0	3	0	7	—	10

### SCORING SUMMARY

TM	QTR	TIME	PLAY DESCRIPTION (EXTRA POINT) (DRIVE INFO)	OAK	PHI
OAK	1	6:04	C. Branch 2 yd. pass from J. Plunkett (C. Bahr kick) (7-30, 4:16)	7	0
OAK	1	14:51	K. King 80 yd. pass from J. Plunkett (C. Bahr kick) (3-86, 0:57)	14	0
PHI	2	4:32	T. Franklin 30 yd. Field Goal (8-61, 4:41)	14	3
OAK	3	2:36	C. Branch 29 yd. pass from J. Plunkett (C. Bahr kick) (5-76, 2:36)	21	3
OAK	3	10:25	C. Bahr 46 yd. Field Goal (7-40, 3:45)	24	3
PHI	4	1:01	K. Kretfle 8 yd. pass from R. Jaworski (T. Franklin kick) (12-88, 5:36)	24	10
OAK	4	6:31	C. Bahr 35 yd. Field Goal (11-72, 5:30)	27	10

### OAKLAND RAIDERS STATS

RUSHING	Att	Yd	Avg	Lg	TD
M. Van Eeghen	18	75	4.2	8	0
K. King	6	18	3.0	6	0
D. Jensen	4	17	4.3	6	0
J. Plunkett	3	9	3.0	5	0
A. Whittington	3	-2	-0.7	2	0
Total	34	117	3.4	8	0

PASSING	Att	Cm	Yds	TD	Lg	In
J. Plunkett	21	13	261	3	80	0
Total	21	13	261	3	80	0

RECEIVING	No	Yd	Avg	Lg	TD
C. Branch	5	67	13.4	29	2
B. Chandler	4	77	19.3	32	0
K. King	2	93	46.5	80	1
R. Chester	2	24	12.0	16	0
Total	13	261	20.1	80	3

INTERCEPTIONS	No	Yd	Avg	Lg	TD
R. Martin	3	44	14.7	25	0
Total	3	44	14.7	25	0

PUNT RETURNS	No	Yd	Avg	FC	Lg	TD
I. Matthews	2	1	0.5	1	2	0
Total	2	1	0.5	1	2	0

KICK RETURNS	No	Yd	Avg	Lg	TD
I. Matthews	2	29	14.5	21	0
K. Moody	1	19	19	19	0
Total	3	48	16	21	0

### PHILADELPHIA EAGLES STATS

RUSHING	Att	Yd	Avg	Lg	TD
W. Montgomery	16	44	2.8	8	0
L. Harris	7	14	2.0	5	0
L. Giammona	1	7	7.0	7	0
P. Harrington	1	4	4.0	4	0
R. Jaworski	1	0	0.0	0	0
Total	26	69	2.7	8	0

PASSING	Att	Cm	Yds	TD	Lg	In
R. Jaworski	38	18	291	1	43	3
Total	38	18	291	1	43	3

RECEIVING	No	Yd	Avg	Lg	TD
W. Montgomery	6	19	3.2	25	0
H. Carmichael	5	83	16.6	29	0
C. Smith	2	59	29.5	43	0
K. Kretfle	2	16	8.0	8	1
J. Spagnola	1	22	22.0	22	0
R. Parker	1	19	19.0	19	0
L. Harris	1	1	1.0	1	0
Total	18	219	12.2	43	1

INTERCEPTIONS	No	Yd	Avg	FC	Lg	TD
--	--	--	--	--	--	--

PUNT RETURNS	No	Yd	Avg	FC	Lg	TD
J. Sciarra	2	18	9.0	0	12	0
W. Henry	1	2	2.0	0	2	0
Total	3	20	6.7	0	12	0

KICK RETURNS	No	Yd	Avg	Lg	TD
B. Campfield	5	87	17.4	21	0
P. Harrington	1	0	0.0	0	0
Total	6	87	14.5	21	0

	RAIDERS	EAGLES
TOTAL FIRST DOWNS	17	19
By Rushing	6	3
By Passing	10	14
By Penalty	1	2
THIRD-DOWN EFFICIENCY	6-12-50%	5-12-42%
FOURTH-DOWN EFFICIENCY	0-0-0%	1-1-100%
TOTAL NET YARDS	377	360
Total Offensive Plays	56	64
Average gain per offensive play	6.7	5.6
NET YARDS RUSHING	117	69
Total Rushing Plays	34	26
Average gain per rushing play	3.4	2.7
NET YARDS PASSING	260	291
Times thrown — yards lost att. to pass	1-1	0-0
Gross yards passing	258	291
PASS ATT-COMP INT	21-13-0	38-18-3
Average gain per pass play	11.8	7.7
PUNTS Number and Average	3-42	3-36.3
TOTAL RETURN YARDS (not inc. kickoffs)	45	20
No. and Yards Punt Returns	2-1	3-20
No. and Yards Kickoff Returns	3-48	6-87
No. and Yards Interception Returns	3-44	0-0
PENALTIES Numbers and Yards	5-37	6-57
FUMBLES Numbers and Lost	0-0	1-1
EXTRA POINTS Made-Attempts	3-3	1-1
FIELD GOALS Made-Attempts	2-3	1-2
SAFETIES	0	0
FINAL SCORE	27	10

### RAIDERS STARTERS

OFFENSE	DEFENSE
C 50 D. Dalby	NT 62 R. Kinlaw
G 65 M. Marvin	DE 73 D. Brown
G 63 E. Upshaw	DE 72 J. Matuszak
T 70 H. Lawrence	OLB 83 T. Hendricks
T 78 A. Shell	OLB 53 R. Martin
TE 88 R. Chester	ILB 55 M. Milten
WR 85 B. Chandler	ILB 51 B. Nelson
WR 21 C. Branch	CB 37 L. Hayes
RB 33 K. King	CB 35 D. O'Steen
RB 30 M. van Eeghen	FS 44 B. Owens
QB 16 J. Plunkett	SS 36 M. Davis

### EAGLES STARTERS

OFFENSE	DEFENSE
C 50 G. Morris	NT 65 C. Johnson
G 69 W. Peoples	DE 78 C. Hairston
G 62 P. Perot	DE 60 D. Harrison
T 76 J. Sizemore	OLB 95 J. Bunting
T 75 S. Walters	OLB 58 J. Robinson
TE 84 K. Kretfle	ILB 66 B. Bergery
WR 17 H. Carmichael	ILB 55 F. LeMaster
WR 88 J. Spagnola	CB 46 H. Edwards
RB 20 L. Harris	CB 43 R. Young
RB 31 W. Montgomery	FS 22 B. Wilson
QB 7 R. Jaworski	SS 41 R. Logan

REFEREE: Ben Dreith





## RAIDERS IN THE SUPER BOWL

## SUPER BOWL XVII

Tampa Stadium; Sunday, Jan. 22, 1984; Attendance: 72,920; Time: 3:31 PM PST; Weather: 68°F; partly cloudy, wind NE 20 mph

Famously dubbed "Black Sunday" by NFL Films, Super Bowl XVIII put on display the best that the NFL had to offer as the Los Angeles Raiders drubbed the Washington Redskins, 38-9. The resounding victory rested on the running brilliance of Marcus Allen and the strength of dominating defense and special teams play that lifted the Raiders to the club's third Super Bowl title in eight years.

Clad in their famous black jerseys, the Raiders jumped on the scoreboard first as Derrick Jensen blocked a first-quarter punt deep in Washington territory and fell on the ball in the end zone for a touchdown. In the second quarter, Jim Plunkett orchestrated an efficient three-play drive that culminated in a 12-yard touchdown pass to Cliff Branch.

After a Redskins field goal, the Silver and Black defense would strike just moments before halftime. Keying on a Washington screen pass play that had worked successfully against the Raiders during a regular season meeting between the two teams, defensive coordinator Charlie Sumner inserted reserve Jack Squirek with time winding down in the first half. As Joe Theismann lobbed a screen out towards Joe Washington from the 12-yard line, Squirek stepped in front of the pass and returned the interception for a touchdown to give the Raiders a 21-3 halftime advantage.

The Raiders' second half performance was just as dominant as the team shifted focus to its running game, led by Allen. The second-year running back scored a third-quarter touchdown on a 5-yard run before breaking off perhaps the finest run in Super Bowl history later in the same period. Allen took a handoff from Plunkett and started left on the play but went too wide for his blocking and reversed his field, burst free of pursuit and found the end zone after a 74-yard sprint to give the Raiders an insurmountable lead and give the city of Los Angeles its first and only Super Bowl victory.

Allen was the easy choice as the game's Most Valuable Player, gaining 191 yards on 20 carries with two touchdowns.

## SCORE BY QUARTER

	1	2	3	4	OT	TOTAL
LOS ANGELES	7	14	14	3	—	38
WASHINGTON	0	3	6	0	—	9

## SCORING SUMMARY

TM	QTR	TIME	PLAY DESCRIPTION (EXTRA POINT) (DRIVE INFO)	WASH	LA
LA	1	4:52	D. Jensen blocked punt return (C. Bahr kick)	0	7
LA	2	5:46	C. Branch 12 yd. pass from J. Plunkett (C. Bahr kick) (3-65, 1:34)	0	14
WR	2	11:55	M. Mosely 24 yd. Field Goal (13-73, 6:09)	3	14
LA	2	14:53	J. Squirek 5 yd. interception return (C. Bahr kick)	3	21
WR	3	4:08	J. Riggins 1 yd. run (C. Bahr kick) (9-70, 4:08)	9	21
LA	3	7:54	M. Allen 5 yd. run (C. Bahr kick) (8-70, 3:48)	9	28
LA	3	15:00	M. Allen 74 yd. run (C. Bahr kick) (1-74, 0:12)	9	35
LA	4	12:38	C. Bahr 21 yd. Field Goal (8-55, 3:55)	9	38

## LOS ANGELES RAIDERS STATS

RUSHING	Att	Yd	Avg	Lg	TD	
M. Allen	20	191	9.5	74	2	
K. King	3	12	4.0	10	0	
F. Hawkins	3	6	2.0	3	0	
G. Pruitt	5	17	3.4	11	0	
J. Plunkett	1	-2	-2.0	-2	0	
C. Willis	1	7	7.0	7	0	
Total	33	231	7.0	74	2	
PASSING	Att	Cm	Yds	TD	Lg	In
J. Plunkett	25	16	172	1	50	0
Total	25	16	172	1	50	0
RECEIVING	No	Yd	Avg	Lg	TD	
M. Allen	2	18	12	0		
K. King	2	8	4.0	7	0	
T. Christensen	4	32	8.0	14	0	
C. Branch	6	94	15.7	50	1	
F. Hawkins	2	20	10.0	14	0	
Total	16	172	10.8	50	1	
INTERCEPTIONS	No	Yd	Avg	Lg	TD	
J. Squirek	1	5	5	5T	1	
M. Haynes	1	0	0	0	0	
Total	2	5	2.5	5T	1	
PUNT RETURNS	No	Yd	Avg	FC	Lg	TD
T. Watts	1	0	0	0	0	0
G. Pruitt	1	8	8	3	8	0
Total	2	8	4.0	3	8	0
KICK RETURNS	No	Yd	Avg	Lg	TD	
G. Pruitt	1	17	17	17	0	
Total	1	17	17	17	0	

## WASHINGTON REDSKINS STATS

RUSHING	Att	Yd	Avg	Lg	TD
J. Riggins	26	64	2.5	8	1
J. Theismann	3	18	6.0	8	0
J. Washington	3	8	2.7	5	0
Total	32	90	2.8	8	1
PASSING	Att	Cm	Yds	TD	Lg
J. Theismann	35	16	243	0	60
Total	35	16	243	0	60
RECEIVING	No	Yd	Avg	Lg	TD
C. Didier	5	65	13.0	20	0
J. Washington	3	20	6.7	10	0
C. Garrett	1	17	17.0	17	0
C. Brown	3	93	31.0	60	0
N. Giacomini	2	21	10.5	14	0
A. Monk	1	26	26.0	26	0
J. Riggins	1	1	1.0	1	0
Total	16	243	15.2	60	0
INTERCEPTIONS	No	Yd	Avg	Lg	TD
	--	--	--	--	--
PUNT RETURNS	No	Yd	Avg	FC	Lg
N. Giacomini	1	1	1.0	2	1
D. Green	1	34	34.0	0	34
Total	2	35	17.5	2	34
KICK RETURNS	No	Yd	Avg	Lg	TD
C. Garrett	5	100	20.0	35	0
D. Grant	1	32	32.0	32	0
B. Kimball	1	0	0.0	0	0
Total	7	132	18.6	35	0

	REDSKINS	RAIDERS
TOTAL FIRST DOWNS	19	18
By Rushing	7	8
By Passing	10	9
By Penalty	2	1
THIRD-DOWN EFFICIENCY	6-17-35%	5-13-38%
FOURTH-DOWN EFFICIENCY	0-1-0%	0-0-0%
TOTAL NET YARDS	283	385
Total Offensive Plays	73	60
Average gain per offensive play	3.9	6.4
NET YARDS RUSHING	90	231
Total Rushing Plays	32	33
Average gain per rushing play	2.8	7.0
NET YARDS PASSING	193	154
Times thrown — yards lost att. to pass	6-50	2-18
Gross yards passing	243	172
PASS ATT-COMP-INT	35-16-2	25-16-0
Average gain per pass play	4.7	5.7
PUNTS Number and Average	8-32.4	7-42.7
TOTAL RETURN YARDS (not inc. kickoffs)	167	30
No. and Yards Punt Returns	2-35	2-8
No. and Yards Kickoff Returns	7-132	1-17
No. and Yards Interception Returns	0-0	2-5
PENALTIES Numbers and Yards	4-62	7-56
FUMBLES Numbers and Lost	1-1	3-2
EXTRA POINTS Made-Attempts	0-1	5-5
FIELD GOALS Made-Attempts	1-2	1-1
SAFETIES	0	0
FINAL SCORE	9	38

## RAIDERS STARTERS

OFFENSE	DEFENSE
C 50 D. Dalby	NT 62 R. Kinlaw
G 73 C. Hannah	DE 77 L. Alzado
G 65 M. Marvin	DE 75 H. Long
T 79 B. Davis	OLB 83 T. Hendricks
T 70 H. Lawrence	OLB 53 R. Martin
TE 46 T. Christensen	ILB 55 M. Milten
WR 80 M. Barnwell	ILB 51 B. Nelson
WR 21 C. Branch	CB 37 L. Hayes
RB 32 M. Allen	CB 22 M. Hayes
RB 33 J. King	FS 36 M. McElroy
QB 16 J. Plunkett	SS 26 M. Davis

## REDSKINS STARTERS

OFFENSE	DEFENSE
C 53 J. Bostic	DT 65 D. Butz
G 68 R. Grimm	DT 77 D. Grant
G 73 M. May	DE 79 T. Liebenstein
T 66 J. Jacoby	DE 72 D. Manley
T 74 J. Stark	OLB 55 M. Kaufman
TE 88 R. Walker	OLB 57 R. Milot
TE 85 D. Warren	MLB 52 N. Oikewicz
WR 87 C. Brown	CB 28 D. Green
WR 81 A. Monk	CB 24 A. Washington
RB 44 J. Riggins	FS 29 M. Murphy
QB 7 J. Theismann	SS 48 K. Coffey

REFEREE: Gene Barth



## RAIDERS IN THE SUPER BOWL

## SUPER BOWL XXXVII

Qualcomm Stadium; Sunday, Jan. 26, 2003; Attendance: 67,603; Time: 3:50 PM PST; Weather: 81°F; sunny, 21% humidity, wind WSW 8 mph

After three seasons of knocking on the door, the 2002 Raiders broke through to earn a place in the Super Bowl for the fifth time in franchise history. Led by NFL Most Valuable Player Rich Gannon, the Silver and Black claimed a third-straight AFC West title in 2002, and dispatched the Tennessee Titans in the AFC Championship Game, 41-24, in dominating fashion. The team's ultimate goal of a fourth Super Bowl title would prove elusive, however, as the Raiders fell to the Tampa Bay Buccaneers in Super Bowl XXXVII in San Diego, 48-21.

The Raiders got on the board first, capitalizing on a Charles Woodson interception on the game's first possession and getting a 40-yard field goal from Sebastian Janikowski. The score would be the last until late in the third quarter for the Raiders, as the Buccaneers reeled off 34 unanswered points to build a large lead.

The Silver and Black got back into the game with three touchdowns in the second half. Gannon connected with Jerry Porter and Jerry Rice on touchdown passes of 39 and 48 yards, respectively, and Eric Johnson returned a blocked punt 13 yards for a score to move the Raiders to within two scores at 34-21 in the fourth quarter.

Tampa Bay halted any chance of a Raider comeback with two interception returns for touchdowns in the fourth quarter, one by Derrick Brooks for 44 yards and one by Dwight Smith on a tipped pass for 50 yards.

## SCORE BY QUARTER

	1	2	3	4	OT	TOTAL
OAKLAND	3	0	6	12	—	21
TAMPA BAY	3	17	14	14	—	48

## SCORING SUMMARY

TM	QTR	TIME	PLAY DESCRIPTION (EXTRA POINT) (DRIVE INFO)	OAK	TB
OAK	1	10:40	S. Janikowski 40 yd. Field Goal (7-14, 2:55)	3	0
TB	1	7:51	M. Gramatica 31 yd. Field Goal (9-58, 2:40)	3	3
TB	2	11:16	M. Gramatica 43 yd. Field Goal (9-26, 3:53)	3	6
TB	2	6:24	M. Alstott 2 yd. run (M. Gramatica kick) (4-27, 2:02)	3	13
TB	2	0:30	K. McCardell 5 yd. pass from B. Johnson (M. Gramatica kick) (10-17, 3:15)	3	20
TB	3	5:30	K. McCardell 8 yd. pass from B. Johnson (M. Gramatica kick) (14-87, 7:52)	3	27
TB	3	4:47	D. Smith 44 yd. interception return (M. Gramatica kick)	3	34
OAK	3	2:14	J. Porter 39 yd. pass from R. Gannon (pass failed) (8-42, 2:33)	9	34
OAK	4	14:16	E. Johnson 13 yd. return of blocked punt (pass failed)	15	34
OAK	4	6:06	J. Rice 48 yd. pass from R. Gannon (pass failed) (8-78, 2:56)	21	34
TB	4	1:18	D. Brooks 44 yd. interception return (M. Gramatica kick)	21	41
TB	4	0:02	D. Smith 50 yd. interception return (M. Gramatica kick)	21	48

## OAKLAND RAIDERS STATS

RUSHING	Att	Yd	Avg	Lg	TD
C. Garner	7	10	1.4	4	0
Z. Crockett	2	6	3.0	4	0
R. Gannon	2	3	1.5	2	0
Total	11	19	1.7	4	0

PASSING	Att	Cm	Yds	TD	Lg	In
R. Gannon	44	24	272	2	48	5
Total	44	24	272	2	48	5

RECEIVING	No	Yd	Avg	Lg	TD
C. Garner	7	51	7.3	9	0
J. Rice	5	77	15.4	48	1
D. Joyley	5	58	11.6	25	0
J. Porter	4	62	15.5	39	1
T. Brown	1	9	9.0	9	0
J. Ritchie	1	7	7.0	7	0
T. Wheatley	1	7	7.0	7	0
Total	24	272	11.3	48	2

INTERCEPTIONS	No	Yd	Avg	Lg	TD
C. Woodson	1	12	12.0	12	0
Total	1	12	12.0	12	0

PUNT RETURNS	No	Yd	Avg	FC	Lg	TD
D. Gordon	3	29	9.7	0	17	0
T. Brown	0	0	0.0	1	0	0
Total	3	29	9.7	1	17	0

KICK RETURNS	No	Yd	Avg	Lg	TD
M. Knight	8	143	17.9	2	0
C. Cooper	1	6	6.0	6	0
Total	9	149	16.6	29	0

## TAMPA BAY BUCCANEERS STATS

RUSHING	Att	Yd	Avg	Lg	TD
M. Pittman	29	124	4.3	24	0
M. Alstott	10	15	1.5	5	1
B. Johnson	1	10	10.0	10	0
A. Stecker	1	1	1.0	1	0
T. Tope	1	0	0.0	0	0
Total	42	150	3.6	24	1

PASSING	Att	Cm	Yds	TD	Lg	In
B. Johnson	34	18	215	2	33	1
Total	34	18	215	2	33	1

RECEIVING	No	Yd	Avg	Lg	TD
K. Johnson	6	69	11.5	18	0
M. Alstott	5	43	8.6	16	0
J. Jurewicz	4	78	19.5	33	0
K. McCardell	2	13	6.5	8	2
K. Digler	1	12	12.0	12	0
Total	18	215	11.9	33	2

PUNT RETURNS	No	Yd	Avg	FC	Lg	TD
K. Williams	1	25	25.0	4	25	0
Total	1	25	25.0	4	25	0

KICK RETURNS	No	Yd	Avg	Lg	TD
A. Stecker	3	67	22.3	27	0
D. Smith	1	23	23.0	23	0
(TOUCHBACK)	1	0	0.0	0	0
Total	4	90	22.5	27	0

## RAIDERS/BUCCANEERS

TOTAL FIRST DOWNS	11	24
By Rushing	1	6
By Passing	9	15
By Penalty	1	3
THIRD-DOWN EFFICIENCY	7-16-44%	6-15-40%
FOURTH-DOWN EFFICIENCY	0-0-0%	0-1-0%
TOTAL NET YARDS	269	365
Total Offensive Plays	60	76
Average gain per offensive play	4.5	4.8
NET YARDS RUSHING	19	150
Total Rushing Plays	11	42
Average gain per rushing play	1.7	3.6
NET YARDS PASSING	250	215
Times thrown — yards lost att. to pass	5-22	0-0
Gross yards passing	272	215
PASS ATT-COMP-INT	44-24-5	34-18-1
Average gain per pass play	5.1	6.3
PUNTS Number and Average	5-1-1	9-0-0
TOTAL RETURN YARDS (not inc. kickoffs)	41	197
No. and Yards Punt Returns	3-29	1-25
No. and Yards Kickoff Returns	9-149	4-190
No. and Yards Interception Returns	1-12	5-172
PENALTIES Numbers and Yards	7-51	5-41
FUMBLES Numbers and Lost	1-0	1-0
EXTRA POINTS Made-Attempts	0-3	6-6
FIELD GOALS Made-Attempts	1-1	2-2
SAFETIES	0	0
FINAL SCORE	21	48

## RAIDERS STARTERS

OFFENSE	DEFENSE
C 62 A. Treu	DT 95 S. Adams
LG 73 F. Middleton	DT 97 J. Penelle
RG 79 M. Collins	DE 99 D. Grant
LT 65 B. Sims	DE 91 R. Upshaw
RT 72 L. Kennedy	LLB 53 B. Romanowski
TE 88 D. Jolley	RLB 50 E. Barton
WR 81 T. Brown	MLB 58 N. Harris
WR 80 J. Rice	LCB 24 C. Woodson
WR 84 J. Porter	RCB 20 T. James
RB 25 C. Garner	FS 26 R. Woodson
QB 12 R. Gannon	SS 33 A. Dorsett

## BUCCANEERS STARTERS

OFFENSE	DEFENSE
C 62 J. Christy	DT 99 W. Sapp
LG 71 K. Jenkins	NT 91 C. Barby
RG 60 C. Coleman	LE 94 G. Spires
LT 72 R. Oden	RE 97 S. Rice
R 68 K. Walker	SLB 26 D. Smith
TE 85 K. Digler	MLB 53 S. Quarles
WR 19 K. Johnson	WLB 55 D. Brooks
WR 87 K. McCardell	LCB 25 B. Kelly
RB 32 M. Pittman	RCB 20 R. Barber
FB 40 M. Alstott	FS 34 D. Jackson
QB 14 B. Johnson	SS 47 J. Lynch

REFEREE: Bill Carollo



## ALL-TIME POSTSEASON GAMES

## WON 25, LOST 18

12/31/67	W	40-7	HOUSTON (AFL Championship)	(53,330)
1/14/68	L	14-33	GREEN BAY (SB II in Miami)	(75,546)
12/22/68	W	41-6	KANSAS CITY (AFL Playoff)	(53,357)
12/29/68	L	23-27	at N.Y. Jets (AFL Championship)	(62,627)
12/21/69	W	56-7	HOUSTON (AFL Playoff)	(53,539)
1/4/70	L	7-17	KANSAS CITY (AFL Championship)	(54,544)
12/27/70	W	21-14	MIAMI (AFC Playoff)	(54,401)
1/3/71	L	17-27	at Baltimore (AFC Championship)	(56,368)
12/23/72	L	7-13	at Pittsburgh (AFC Playoff)	(50,350)
12/22/73	W	33-14	PITTSBURGH (AFC Playoff)	(53,662)
12/30/73	L	10-27	at Miami (AFC Championship)	(80,047)
12/21/74	W	28-26	MIAMI (AFC Playoff)	(54,020)
12/29/74	L	13-24	PITTSBURGH (AFC Championship)	(54,004)
12/28/75	W	31-28	CINCINNATI (AFC Playoff)	(53,994)
1/4/76	L	10-16	at Pittsburgh (AFC Championship)	(49,103)
12/18/76	W	24-21	NEW ENGLAND (AFC Playoff)	(54,037)
12/26/76	W	24-7	PITTSBURGH (AFC Championship)	(53,821)
1/9/77	W	32-14	MINNESOTA (SB XI in Pasadena)	(103,424)
12/24/77	W	37-31	at Baltimore (OT) (AFC Playoff)	(60,763)
1/1/78	L	17-20	at Denver (AFC Championship)	(75,044)
12/28/80	W	27-7	HOUSTON (AFC Wild Card Playoff)	(54,539)
1/4/81	W	14-12	at Cleveland (AFC Playoff)	(79,473)
1/11/81	W	34-27	at San Diego (AFC Championship)	(52,675)
1/25/81	W	27-10	PHILADELPHIA (SB XV in New Orleans)	(75,500)
1/8/83	W	27-10	CLEVELAND (AFC Playoff, Round 1)	(57,246)
1/15/83	L	14-17	N.Y. JETS (AFC Playoff, Round 2)	(90,688)
1/1/84	W	38-10	PITTSBURGH (AFC Playoff)	(92,434)
1/8/84	W	30-14	SEATTLE (AFC Championship)	(92,335)
1/22/84	W	38-9	WASHINGTON (SB XVIII in Tampa)	(72,920)
12/22/84	L	7-13	at Seattle (AFC Wild Card Playoff)	(64,910)
1/5/86	L	20-27	NEW ENGLAND (AFC Playoff)	(89,289)
1/13/91	W	20-10	CINCINNATI (AFC Playoff)	(92,488)
1/20/91	L	3-51	at Buffalo (AFC Championship)	(80,632)
12/28/91	L	6-10	at Kansas City (AFC Wild Card Playoff)	(77,191)
1/9/94	W	42-24	DENVER (AFC Wild Card Playoff)	(67,800)
1/15/94	L	23-29	at Buffalo (AFC Playoff)	(80,290)
1/6/01	W	27-0	MIAMI (AFC Playoff)	(61,998)
1/14/01	L	3-16	BALTIMORE (AFC Championship)	(62,784)
1/12/02	W	38-24	N.Y. JETS (AFC Wild Card)	(61,503)
1/19/02	L	13-16	at New England (OT)(AFC Playoff)	(60,292)
1/12/03	W	30-10	N.Y. JETS (AFC Playoff)	(62,207)
1/19/03	W	41-24	TENNESSEE (AFC Championship)	(62,544)
1/26/03	L	21-48	TAMPA BAY (SB XXXVII in San Diego)	(67,603)

## INDIVIDUAL SUPER BOWL RECORDS HELD BY RAIDERS

## MOST INTERCEPTIONS (GAME)

3 ..... Rod Martin (XV)

## LOWEST INTERCEPTION PERCENTAGE (CAREER)

\* 0.00 ..... Jim Plunkett (XV, XVIII)

## MOST PASS INTERCEPTIONS (CAREER)

\*3 ..... Rod Martin (XV, XVIII)

## HIGHEST AVERAGE GAIN (CAREER)

9.6 ..... Marcus Allen (XVIII)

\* Shares record





# POSTSEASON TEAM RECORDS

**Most Points Scored:** 56 vs. Houston (12-21-69)  
**Most Points, Opponent:** 51 at Buffalo (1-20-91)  
**Most Points Scored, Quarter:** 28 vs. Houston (12-21-69)  
**Most Touchdowns:** 8 vs. Houston (12-21-69)  
**Most Field Goals:** 4 vs. Houston (12-31-67)  
**4 vs. Pittsburgh (12-22-73)**  
**Most Plays:** 89 at Baltimore (OT) (12-24-77)  
**Most Total Yards:** 510 vs. Cleveland (1-8-83)  
**Most Rushing Attempts:** 55 vs. Pittsburgh (12-22-73)  
**Most Yards Rushing:** 266 vs. Minnesota (1-9-77)  
**Most Touchdowns, Rushing:** 4 vs. Pittsburgh (1-1-84)  
**Most First Downs, Rushing:** 14 vs. Pittsburgh (12-22-73)  
**Best Rushing Average:** 7.0 vs. Washington (1-22-84)  
**Most Passing Attempts:** 47 at N.Y. Jets (12-29-68)  
**Most Pass Completions:** 29 vs. Tennessee (1-19-03)  
**Most Yards Passing:** 393 at N.Y. Jets (12-29-68)  
**Best Passing Percentage:** 82.4 vs. Pittsburgh (12-22-73)  
**Most Touchdowns Passing:** 6 vs. Houston (12-21-69)  
**Most Passes Had Intercepted:** 6 at Buffalo (1-19-03)  
**Most First Downs Passing:** 17 at Baltimore (OT) (12-24-77)  
**Most Passes Intercepted:** 5 vs. Seattle (1-8-84)  
**Most Yards, Interceptions:** 98 vs. Miami (1-6-01)  
**Most First Downs:** 28 at Baltimore (OT) (12-24-77)

**Most First Downs, Penalty:** 3 vs. Cincinnati (12-28-75)  
 3 at Baltimore (12-24-77)  
 3 at Denver (1-1-78)  
 3 vs. Miami (1-6-01)  
 3 vs. Tennessee (1-19-03)  
**Most Penalties:** 14 vs. Houston (12-21-69)  
 14 vs. Tennessee (1-19-03)  
**Most Yards Penalized:** 127 vs. Tennessee (1-19-03)  
**Most Punts:** 9 at New England (1-19-02)  
 9 vs. Houston (12-28-90)  
 9 at Cleveland (1-4-81)  
**Most Yards Punting:** 460 vs. Houston (12-28-80)  
**Best Punting Average:** 56.0 at San Diego (1-11-81)  
**Most Yards Punting, Opponent:** 280 at New England (1-19-02)  
**Most Yards Passing, Opponent:** 351 at San Diego (1-11-81)  
**Most Total Yards, Opponent:** 434 at San Diego (1-11-81)  
**Most TDs Passing, Opponent:** 3 at N.Y. Jets (12-29-68)  
 3 vs. Denver (1-9-94)  
**Most TDs Rushing, Opponent:** 4 at Buffalo (1-20-91)  
**Fewest Points Scored, Opponent:** 0 vs. Miami (1-6-01)  
**Fewest First Downs, Opponent:** 10 vs. Miami (1-6-01)  
**Fewest Total Yards, Opponent:** 146 vs. Houston (12-31-67)  
**Fewest Yards Rushing, Opponent:** 28 vs. Houston (12-21-69)  
**Fewest Yards Passing, Opponent:** 26 vs. Miami (12-30-73)  
**Most Punts, Opponent:** 13 at Baltimore (OT) (12-24-77)  
**Most Sacks:** 6 vs. Houston (12-21-69)  
 6 at Baltimore (OT) (12-24-77)  
 6 vs. Cleveland (1-8-83)  
 6 vs. Washington (1-22-84)



## POSTSEASON INDIVIDUAL RECORDS

## SERVICE

## Games, Career

- 24 Gene Upshaw (1967-81)
- 23 Art Shell (1968-82)
- 23 Dave Dalby (1972-85)
- 22 Cliff Branch (1972-85)
- 22 Ray Guy (1973-86)

## Starts, Career

- 24 Gene Upshaw (1967-81)
- 18 Fred Biletnikoff (1965-78)
- 18 Cliff Branch (1972-85)
- 18 Art Shell (1968-82)
- 17 Dave Dalby (1972-85)
- 17 Ted Hendricks (1975-83)

## SCORING

## CAREER

## Most Points

- 99 George Blanda (1967-75)
- 42 PAT, 19 FG
- 78 Chris Bahr (1980-88)
- 33 PAT, 15 FG

## Most Touchdowns

- 10 Fred Biletnikoff (1965-78)
- 10 Marcus Allen (1982-92)

## Most Extra Points

- 42 George Blanda (1967-75)
- 33 Chris Bahr (1980-88)

## Most Field Goals

- 19 George Blanda (1967-75)
- 15 Chris Bahr (1980-88)

## Most Field Goal Attempts

- 33 George Blanda (1967-75)
- 19 Chris Bahr (1980-88)

## GAME

## Most Points

- 18 Fred Biletnikoff (12-22-68 vs. Kansas City)
- 18 Dave Casper (12-24-77 at Baltimore, OT)
- 18 Napoleon McCallum (1-9-94 vs. Denver)

## Most Touchdowns

- 3 Fred Biletnikoff (12-22-68 vs. Kansas City)
- 3 Dave Casper (12-24-77 at Baltimore, OT)
- 3 Napoleon McCallum (1-9-94 vs. Denver)

## Most Extra Points

- 8 George Blanda (12-21-69 vs. Houston)
- 5 George Blanda (12-22-68 vs. Kansas City)
- 5 Chris Bahr (1-1-84 vs. Pittsburgh)
- 5 Chris Bahr (1-22-84 vs. Washington)
- 5 Sebastian Janikowski (1-19-03 vs. Tennessee)

## Most Field Goals

- 4 George Blanda (12-31-67 vs. Houston)
- 4 George Blanda (12-22-73 vs. Pittsburgh)

## Longest Field Goal

- 49 Jeff Jaeger (1-13-91 vs. Cincinnati)
- 48 George Blanda (1-3-71 at Baltimore)
- 47 Chris Bahr (12-28-80 vs. Houston)

## PASSING

## CAREER

## Most Passes Attempted

- 325 Ken Stabler (1970-79)
- 272 Jim Plunkett (1978-86)
- 238 Daryle Lamonica (1967-74)

## Most Passes Completed

- 188 Ken Stabler (1970-79)
- 162 Jim Plunkett (1978-86)
- 136 Rich Gannon (1999-04)

## Most Touchdown Passes

- 19 Ken Stabler (1970-79)
- 18 Daryle Lamonica (1967-74)
- 11 Jim Plunkett (1978-86)
- 11 Rich Gannon (1999-04)

## Most Yards Gained Passing

- 2,398 Ken Stabler (1970-79)
- 2,293 Jim Plunkett (1978-86)
- 1,748 Daryle Lamonica (1967-74)

## Most Interceptions

- 12 Jim Plunkett (1978-86)
- 11 Ken Stabler (1970-79)
- 8 Rich Gannon (1999-04)

## Best Percentage (min. 90 att.)

- 63.6 Rich Gannon (1999-04)
- 59.6 Jim Plunkett (1978-86)
- 57.8 Ken Stabler (1970-79)

## GAME

## Most Passes Attempted

- 47 Daryle Lamonica (12-29-68 at N.Y. Jets)
- 44 Rich Gannon (1-26-03 vs. Tampa Bay)

## Most Passes Completed

- 29 Rich Gannon (1-19-03 vs. Tennessee)
- 24 Jim Plunkett (1-8-83 vs. Cleveland)
- 24 Rich Gannon (1-26-03 vs. Tampa Bay)
- 23 Rich Gannon (1-12-02 vs. N.Y. Jets)

## Most Touchdown Passes

- 6 Daryle Lamonica (12-21-69 vs. Houston)
- 5 Daryle Lamonica (12-22-68 vs. Kansas City)

## Best Percentage

- 82.4 Ken Stabler (12-22-73 vs. Pittsburgh)
- 79.3 Rich Gannon (1-12-02 vs. N.Y. Jets)
- 76.5 Daryle Lamonica (12-21-69 vs. Houston)

## Most Interceptions

- 5 Rich Gannon (1-26-03 vs. Tampa Bay)
- 4 Todd Marinovich (12-28-91 at Kansas City)
- 3 George Blanda (1-3-71 at Baltimore)
- 3 Daryle Lamonica (1-4-70 vs. Kansas City)
- 3 Ken Stabler (12-29-74 vs. Pittsburgh)
- 3 Jim Plunkett (1-15-83 vs. N.Y. Jets)
- 3 Marc Wilson (1-5-86 vs. New England)

## Most Yards Gained Passing

- 401 Daryle Lamonica (12-29-68 at N.Y. Jets)
- 386 Jim Plunkett (1-8-83 vs. Cleveland)
- 347 Daryle Lamonica (12-22-68 vs. Kansas City)

## Longest Play

- 86 Jeff Hostetler to Tim Brown TD (1-15-94 at Buffalo)
- 82 Daryle Lamonica to Rod Sherman TD (12-27-70 vs. Miami)

## RUSHING

## CAREER

## Most Rushing Attempts

- 163 Mark van Eeghen (1974-81)
- 157 Marcus Allen (1982-92)
- 128 Clarence Davis (1971-78)

## Most Yards Rushing

- 933 Marcus Allen (1982-92)
- 579 Mark van Eeghen (1974-81)
- 506 Clarence Davis (1971-78)

## Most Touchdowns Rushing

- 8 Marcus Allen (1982-92)
- 5 Pete Banaszak (1966-78)
- 4 Mark van Eeghen (1974-81)

## Best Average Per Rush (min 90 att.)

- 5.9 Marcus Allen (1982-92)
- 3.9 Clarence Davis (1971-78)
- 3.7 Pete Banaszak (1966-78)

## GAME

## Most Rushing Attempts

- 25 Marcus Allen (1-8-84 vs. Seattle)
- 22 Mark van Eeghen (12-26-76 vs. Pittsburgh)
- 22 Marcus Allen (1-5-86 vs. New England)

## Most Yards Rushing

- 191 Marcus Allen (1-22-84 vs. Washington)
- 158 Charlie Garner (1-12-02 vs. N.Y. Jets)
- 154 Marcus Allen (1-8-84 vs. Seattle)

## Most Touchdowns Rushing

- 3 Napoleon McCallum (1-9-94 vs. Denver)
- 2 Napoleon McCallum (1-15-94 at Buffalo)
- 2 Marv Hubbard (12-22-73 vs. Pittsburgh)
- 2 Pete Banaszak (1-9-77 vs. Minnesota)
- 2 Mark van Eeghen (1-4-81 at Cleveland)
- 2 Marcus Allen (1-8-83 vs. Cleveland)
- 2 Marcus Allen (1-1-84 vs. Pittsburgh)
- 2 Frank Hawkins (1-8-84 vs. Seattle)
- 2 Marcus Allen (1-22-84 vs. Washington)

## Best Average Per Rush (min. 6 att.)

- 12.8 Bo Jackson (1-13-91 vs. Cincinnati)
- 10.5 Charlie Garner (1-12-02 vs. N.Y. Jets)
- 9.6 Marcus Allen (1-22-84 vs. Washington)

## Longest Run From Scrimmage

- 80 Charlie Garner (1-12-02 vs. N.Y. Jets)
- 74 Marcus Allen (1-22-84 vs. Washington)
- 69 Hewitt Dixon (12-31-67 vs. Houston)



# POSTSEASON INDIVIDUAL RECORDS

## RECEIVING

### CAREER

#### Most Pass Receptions

- 73 Cliff Branch (1972-85)
- 70 Fred Biletnikoff (1965-78)
- 36 Marcus Allen (1982-92)

#### Most Yards Gained

- 1,289 Cliff Branch (1972-85)
- 1,167 Fred Biletnikoff (1965-78)
- 526 Tim Brown (1988-03)

#### Most Touchdown Receptions

- 10 Fred Biletnikoff (1965-78)
- 7 Dave Casper (1974-80, 84)
- 5 Cliff Branch (1972-85)

#### Longest Pass Reception

- 86 Tim Brown (1-15-94 at Buffalo)

#### Best Average Per Catch (min. 15 rec.)

- 17.7 Cliff Branch (1974-85)
- 17.1 Raymond Chester (1970-72, 78-81)

### GAME

#### Most Pass Receptions

- 9 Tim Brown (1-19-03 vs. Tennessee)
- 9 Jerry Rice (1-12-02 vs. N.Y. Jets)
- 9 Fred Biletnikoff (12-18-76 vs. New England)
- 9 Cliff Branch (12-29-74 vs. Pittsburgh)

#### Most Yards Gained

- 190 Fred Biletnikoff (12-29-68 at N.Y. Jets)
- 186 Cliff Branch (12-29-74 vs. Pittsburgh)
- 183 Jerry Rice (1-12-02 vs. N.Y. Jets)

#### Most Touchdown Receptions

- 3 Fred Biletnikoff (12-22-68 vs. Kansas City)
- 3 Dave Casper (12-24-77 at Baltimore, OT)

#### Longest Pass Reception

- 86 Tim Brown (1-15-94 at Buffalo)

#### Average Gain Per Catch (min. 3 rec.)

- 37.0 James Jett (1-9-94 vs. Denver)
- 28.7 Tim Brown (1-9-94 vs. Denver)

## PUNT RETURNS

### CAREER

#### Most Punt Returns

- 18 Neal Colzie (1975-78)
- 13 George Atkinson (1968-77)
- 13 Greg Pruitt (1982-84)

#### Most Yards Returned

- 221 Neal Colzie (1975-78)
- 101 Greg Pruitt (1982-84)

#### Most Touchdowns

None

#### Average Per Return (min. 10 ret.)

- 12.3 Neal Colzie (1975-78)
- 8.0 Rodger Bird (1967-71)

### GAME

#### Most Punt Returns

- 5 Rodger Bird (12-31-67 vs. Houston)
- 5 Neal Colzie (12-24-77 at Baltimore, OT)
- 5 Greg Pruitt (1-1-84 vs. Pittsburgh)

#### Most Yards Returned

- 64 Neal Colzie (12-28-75 vs. Cincinnati)
- 53 Neal Colzie (12-18-76 vs. New England)

#### Most Touchdowns

None

#### Average Per Return (min. 3 ret.)

- 17.7 Neal Colzie (12-18-76 vs. New England)
- 16.0 Neal Colzie (12-28-75 vs. Cincinnati)

#### Longest Punt Return

- 37 George Atkinson (12-23-72 at Pittsburgh)
- 25 Neal Colzie (1-1-77 vs. Minnesota)

## KICKOFF RETURNS

### CAREER

#### Most Kickoff Returns

- 16 Carl Garrett (1976-77)
- 16 Clarence Davis (1971-78)

#### Most Yards Returned

- 481 Carl Garrett (1976-77)
- 343 Clarence Davis (1971-78)

#### Average Per Return (min. 10 ret.)

- 30.0 Carl Garrett (1976-77)
- 27.9 George Atkinson (1968-77)

#### Most Touchdowns

None

### GAME

#### Most Kickoff Returns

- 8 Marcus Knight (1-26-03 vs. Tampa Bay)
- 5 Carl Garrett (12-24-77 at Baltimore, OT)
- 4 by Several Players

#### Most Yards Returned

- 169 Carl Garrett (12-24-77 at Baltimore, OT)
- 119 Carl Garrett (12-18-76 vs. New England)

#### Most Touchdowns

None

#### Average Per Return (min. 3 ret.)

- 37.0 Carl Garrett (1-1-78 at Denver)
- 33.8 Carl Garrett (12-24-77 at Baltimore, OT)

#### Longest Kickoff Return

- 62 Carl Garrett (1-1-78 at Denver)
- 52 George Atkinson (1-4-70 vs. Kansas City)

## INTERCEPTIONS

### CAREER

#### Most Interceptions

- 8 Lester Hayes (1977-86)
- 7 Willie Brown (1967-77)

#### Most Yards Returned

- 196 Willie Brown (1967-77)
- 98 George Atkinson (1968-77)

#### Most Touchdowns

- 3 Willie Brown (1967-77)
- 2 Lester Hayes (1977-86)
- 1 George Atkinson (1968-77)
- 1 Tony James (2002)

## GAME

#### Most Interceptions

- 3 Rod Martin (1-25-81 vs. Philadelphia)
- 2 Jack Tatum (1-4-76 vs. Pittsburgh)
- 2 Lester Hayes (1-28-80 vs. Houston)
- 2 Lester Hayes (1-4-81 at Cleveland)
- 2 Mike Davis (1-8-84 vs. Seattle)
- 2 Tony James (1-6-01 vs. Miami)

#### Most Yards Returned

- 98 Tony James (1-6-01 vs. Miami)
- 75 Willie Brown (1-9-77 vs. Minnesota)

#### Most Touchdowns

- 1 George Atkinson (12-21-69 vs. Houston)
- 1 Willie Brown (12-27-70 vs. Miami)
- 1 Willie Brown (12-22-73 vs. Pittsburgh)
- 1 Willie Brown (1-9-77 vs. Minnesota)
- 1 Lester Hayes (12-28-80 vs. Houston)
- 1 Lester Hayes (1-1-84 vs. Pittsburgh)
- 1 Jack Squirek (1-22-84 vs. Washington)
- 1 Tony James (1-6-01 vs. Miami)

#### Longest Interception Return

- 90 Tony James (1-6-01 vs. Miami)
- 75 Willie Brown (1-9-77 vs. Minnesota)

## PUNTING

### CAREER

#### Most Punts

- 111 Ray Guy (1973-86)
- 42 Mike Eischeid (1966-71)

#### Most Yards Punting

- 4,695 Ray Guy (1973-86)
- 1,797 Mike Eischeid (1966-71)

#### Best Average Per Punt

- 42.8 Mike Eischeid (1966-71)
- 42.3 Ray Guy (1973-86)

### GAME

#### Most Punts

- 9 Shane Lechler (1-19-02 at New England)
- 9 Ray Guy (1-4-81 at Cleveland)
- 9 Ray Guy (12-28-80 vs. Houston)

#### Most Yards Punting

- 460 Ray Guy (12-28-80 vs. Houston)
- 374 Ray Guy (12-24-77 at Baltimore, OT)

#### Average Per Punt (min. 3 punts)

- 56.0 Ray Guy (1-11-81 at San Diego)
- 51.0 Ray Guy (12-28-80 vs. Houston)

#### Longest Punt

- 71 Ray Guy (1-11-81 at San Diego)
- 66 Ray Guy (12-28-80 vs. Houston)





## MONDAY NIGHT RECORD

1970-2011 (37-25-1)

10/18/70	W	34-20	WASHINGTON	(54,471)
10/4/71	W	34-20	at Cleveland	(84,285)
10/8/72	W	34-0	at Houston	(51,378)
12/11/72	W	24-16	NEW YORK JETS	(54,843)
10/22/73	T	23-23	at Denver	(51,270)
9/16/74	L	20-21	at Buffalo	(80,020)
9/22/75	W	31-21	at Miami	(78,774)
12/8/75	W	17-10	DENVER	(54,037)
9/20/76	W	24-21	at Kansas City	(63,225)
12/6/76	W	35-20	CINCINNATI	(54,037)
10/3/77	W	37-28	at Kansas City	(63,393)
11/28/77	W	34-13	BUFFALO	(54,589)
11/13/78	W	34-21	at Cincinnati	(56,600)
10/8/79	W	13-3	MIAMI	(54,600)
12/3/79	W	42-35	at New Orleans	(71,323)
10/20/80	W	45-34	at Pittsburgh	(53,940)
11/17/80	W	19-17	at Seattle	(64,771)
12/1/80	W	9-3	DENVER	(54,563)
9/14/81	W	36-10	at Minnesota	(48,446)
12/7/81	W	30-27	PITTSBURGH	(54,555)
12/21/81	L	10-23	at San Diego	(52,975)
11/22/82	W	28-24	SAN DIEGO	(55,060)
9/19/83	W	27-14	MIAMI	(60,696)
9/24/84	W	33-30	SAN DIEGO	(80,674)
11/12/84	L	14-17	at Seattle	(64,931)
12/10/84	W	24-3	at Detroit	(70,742)
10/28/85	W	34-21	SAN DIEGO	(72,022)
12/23/85	W	16-6	at L.A. Rams	(68,904)
12/8/86	L	0-37	at Seattle	(64,944)
10/12/87	L	14-30	at Denver	(63,452)
11/30/87	W	37-14	at Seattle	(64,640)
9/26/88	W	30-27	at Denver (OT)	(75,964)
11/28/88	L	27-35	at Seattle	(62,641)
10/9/89	W	14-7	at New York Jets	(76,891)
11/19/90	W	13-10	at Miami	(72,393)
12/10/90	W	38-31	at Detroit	(80,066)
10/28/91	L	21-24	at Kansas City	(77,870)
12/16/91	L	0-27	at New Orleans	(68,625)
9/28/92	L	7-27	at Kansas City	(77,822)
12/14/92	L	7-20	at Miami	(72,220)
10/18/93	W	23-20	at Denver	(75,937)
9/5/94	L	14-44	at San Francisco	(69,357)
12/5/94	W	24-17	at San Diego	(63,604)
10/16/95	L	0-27	at Denver	(75,914)
11/27/95	L	6-12	at San Diego	(63,177)
10/21/96	W	23-14	at San Diego	(62,583)
11/4/96	L	21-22	DENVER	(61,656)
12/9/96	W	26-7	KANSAS CITY	(61,587)
9/8/97	L	27-28	KANSAS CITY	(61,523)
11/24/97	L	3-31	at Denver	(75,953)
11/22/99	L	21-27	at Denver (OT)	(75,870)
11/13/00	L	24-27	at Denver	(75,951)
11/5/01	W	38-28	DENVER	(62,637)
11/11/02	W	34-10	at Denver	(76,843)
12/2/02	W	26-20	NEW YORK JETS	(62,257)
9/22/03	L	10-31	at Denver	(76,753)
10/20/03	L	10-17	KANSAS CITY	(62,391)
12/22/03	L	7-41	GREEN BAY	(62,298)
9/11/06	L	0-27	SAN DIEGO	(62,578)
11/6/06	L	0-16	at Seattle	(67,816)
9/8/08	L	14-41	DENVER	(62,762)
9/14/09	L	20-24	SAN DIEGO	(61,940)
9/12/11	W	23-20	at Denver	(75,671)

## RAIDERS SHUTOUT VICTORIES

(LEAGUE GAMES ONLY)

12/16/62	20-0	BOSTON PATRIOTS
9/10/67	51-0	DENVER BRONCOS
11/24/68	34-0	at Cincinnati Bengals
9/26/71	34-0	at San Diego Chargers
10/8/72	34-0	at Houston Oilers
11/4/73	42-0	NEW YORK GIANTS
9/29/74	17-0	at Pittsburgh Steelers
10/5/75	6-0	at San Diego Chargers
10/26/75	25-0	SAN DIEGO CHARGERS
12/12/76	24-0	at San Diego Chargers
9/18/77	24-0	SAN DIEGO CHARGERS
9/8/85	31-0	NEW YORK JETS
9/13/87	20-0	at Green Bay Packers
9/15/91	16-0	INDIANAPOLIS COLTS
10/18/92	19-0	at Seattle Seahawks
11/22/92	24-0	DENVER BRONCOS
12/19/99	45-0	TAMPA BAY BUCCANERS
12/28/02	24-0	KANSAS CITY CHIEFS

## OVERTIME GAMES (35)

Won 17, Lost 18

11/23/75	W	26-23	at Washington
11/30/75	W	37-34	ATLANTA
12/24/77	W	37-31	at Baltimore (AFC Playoff)
10/1/78	W	25-19	at Chicago
9/14/80	L	24-30	at San Diego
10/28/84	L	19-22	DENVER
11/10/85	L	34-40	at San Diego
11/24/85	W	31-28	DENVER
12/8/85	W	17-14	at Denver
11/20/86	W	37-31	at San Diego
11/30/86	L	27-33	PHILADELPHIA
9/26/88	W	30-27	at Denver
12/3/89	W	16-13	DENVER
10/13/91	W	23-20	at Seattle
12/8/91	L	27-30	BUFFALO
9/13/92	L	21-24	at Cincinnati
1/2/94	W	33-30	DENVER
10/16/94	L	17-20	at Miami
9/17/95	L	17-23	at Kansas City
11/10/96	L	7-20	at Tampa Bay
11/17/96	L	13-16	MINNESOTA
8/31/97	L	21-24	at Tennessee
11/22/99	L	21-27	at Denver
1/2/00	W	41-38	at Kansas City
10/8/00	W	34-28	at San Francisco
12/2/01	L	31-34	ARIZONA
1/19/02	L	13-16	at New England (AFC Playoff)
10/20/02	L	21-27	SAN DIEGO
11/3/02	L	20-23	SAN FRANCISCO
9/28/03	W	34-31	SAN DIEGO
11/3/03	L	24-27	NEW YORK JETS
9/16/07	L	20-23	at Denver
11/19/08	W	16-13	NEW YORK JETS
11/1/10	W	23-20	KANSAS CITY
12/24/11	W	16-13	at Kansas City



## LEAGUE GAMES VS. ALL OPPONENTS

**EDDIE ERDELATZ**

St. Mary's

Career Record 6-10-0, .375

**1960 (6-8)**

9/11	L	22-37	HOUSTON (Kezar)	(12,703)
9/16	L	16-34	DALLAS TEXANS (Kezar)	(8,021)*
9/25	W	14-13	at Houston (Jeppesen)	(12,241)
10/2	L	14-31	at Denver	(18,372)
10/9	W	20-19	at Dallas Texans (Cotton Bowl)	(21,000)
10/16	W	27-14	BOSTON (Kezar)	(11,500)
10/23	L	9-38	at Buffalo	(8,876)
10/28	W	28-27	at N.Y. Titans (Polo Grounds)	(10,000)*
11/4	L	28-34	at Boston (Boston U.)	(8,446)*
11/13	W	20-7	BUFFALO (Kezar)	(8,800)
11/27	L	28-52	at L.A. Chargers (Coliseum)	(15,075)
12/4	L	17-41	L.A. CHARGERS (Candlestick)	(12,061)
12/11	L	28-31	N.Y. TITANS (Candlestick)	(9,037)
12/17	W	48-10	DENVER (Candlestick)	(5,159)

**MARTY FELDMAN**

Stanford

Career Record 2-15-0, .118

**1961 (2-12)**

9/9	L	0-55	at Houston (Jeppesen)	(16,231)*
9/17	L	0-44	at San Diego (Balboa)	(20,216)
9/24	L	35-42	DALLAS TEXANS (Candlestick)	(6,737)
10/1	W	33-19	DENVER (Candlestick)	(8,361)
10/15	L	24-27	at Denver	(11,129)
10/22	L	10-41	SAN DIEGO (Candlestick)	(12,014)
10/29	L	6-14	N.Y. TITANS (Candlestick)	(7,138)

11/5	W	31-22	at Buffalo	(17,027)
11/11	L	12-23	at N.Y. Titans (Polo Grounds)	(16,811)*
11/17	L	17-20	at Boston (Boston U.)	(18,169)*
11/26	L	11-43	at Dallas Texans (Cotton Bowl)	(14,500)
12/3	L	21-26	BUFFALO (Candlestick)	(6,500)
12/9	L	21-35	BOSTON (Candlestick)	(6,500)
12/17	L	16-47	HOUSTON (Candlestick)	(4,821)

NOTE - Erdelatz served as head coach for first two games before Feldman replaced him.

**RED CONKRIGHT**

Oklahoma

Career Record 1-8-0, .111

**1962 (1-13)**

9/9	L	17-28	N.Y. TITANS (Youell)	(12,893)
9/23	L	16-26	DALLAS TEXANS (Youell)	(12,500)
9/30	L	33-42	SAN DIEGO (Youell)	(13,000)
10/5	L	7-44	at Denver	(22,452)*
10/14	L	6-23	DENVER (Youell)	(7,000)
10/20	L	6-14	at Buffalo	(21,037)*
10/26	L	16-26	at Boston (Boston U.)	(12,514)*
11/4	L	21-31	at N.Y. Titans (Polo Grounds)	(18,247)
11/11	L	20-28	HOUSTON (Youell)	(11,000)
11/18	L	6-10	BUFFALO (Youell)	(12,500)
11/25	L	7-35	at Dallas Texans (Cotton Bowl)	(13,557)
12/2	L	21-31	at San Diego (Balboa)	(17,874)
12/9	L	17-32	at Houston (Jeppesen)	(27,400)
12/16	W	20-0	BOSTON (Youell)	(8,000)


NOTE - Feldman served as head coach for first five games before Conkright replaced him.

Opponent	First mtg	W	L	T	Pct
Arizona Cardinals	1973	5	3	0	.625
Atlanta Falcons	1971	7	5	0	.583
Baltimore Ravens	1996	1	5	0	.167
Buffalo Bills	1960	19	17	0	.528
Carolina Panthers	1987	2	2	0	.500
Chicago Bears	1972	7	6	0	.538
Cincinnati Bengals	1968	10	8	0	.562
Cleveland Browns	1970	11	8	0	.579
Dallas Cowboys	1974	6	4	0	.600
Denver Broncos	1960	59	42	2	.584
Detroit Lions	1970	6	5	0	.545
Green Bay Packers	1972	5	6	0	.455
Houston Texans	2004	2	5	0	.286
Indianapolis Colts	1971	7	5	0	.583
Jacksonville Jaguars	1996	1	4	0	.200
Kansas City Chiefs	1960	48	53	2	.475

Opponent	First mtg	W	L	T	Pct
Miami Dolphins	1966	16	14	1	.533
Minnesota Vikings	1973	9	4	0	.682
New England Patriots	1960	14	15	1	.483
New Orleans Saints	1971	5	5	1	.500
New York Giants	1973	7	4	0	.636
New York Jets	1960	21	15	2	.583
Philadelphia Eagles	1971	5	5	0	.500
Pittsburgh Steelers	1970	10	9	0	.526
St. Louis Rams	1972	8	4	0	.667
San Diego Chargers	1960	57	45	2	.559
San Francisco 49ers	1970	6	6	0	.500
Seattle Seahawks	1977	28	23	0	.549
Tampa Bay Buccaneers	1976	6	1	0	.857
Tennessee Titans	1960	23	19	0	.548
Washington Redskins	1970	7	4	0	.636
TOTALS		426	351	11	.548




## LEAGUE GAMES VS. ALL OPPONENTS

**AL DAVIS**

Syracuse

Career Record 23-16-3, .590

**JOHN RAUCH**

Georgia

Career Record 33-8-1, .798

**1963 (10-4)**

9/7	W	24-13	at Houston (Jeppesen)	(24,749)*
9/15	W	35-17	BUFFALO (Youell)	(17,568)
9/22	L	14-20	BOSTON (Youell)	(17,131)
9/28	L	7-10	at N.Y. Jets (Polo Grounds)	(17,100)*
10/5	L	0-12	at Buffalo	(24,846)*
10/11	L	14-20	at Boston (Fenway)	(26,494)*
10/20	W	49-26	N.Y. Jets (Youell)	(15,557)
10/27	W	34-33	at San Diego (Balboa)	(30,182)
11/3	W	10-7	Kansas City (Youell)	(18,919)
11/8	W	22-7	at Kansas City (Municipal)	(24,879)*
11/28	W	26-10	at Denver	(14,763)
12/8	W	41-27	San Diego (Youell)	(20,249)
12/15	W	35-31	Denver (Youell)	(15,223)
12/22	W	52-49	Houston (Youell)	(17,401)

**1964 (5-7-2)**

9/13	L	14-17	Boston (Youell)	(21,126)
9/19	L	28-42	at Houston (Jeppesen)	(26,482)*
9/27	L	9-21	Kansas City (Youell)	(18,163)
10/3	L	20-23	at Buffalo	(36,451)*
10/10	L	13-35	at N.Y. Jets	(36,499)*
10/16	T	43-43	at Boston (Fenway)	(23,279)
10/25	W	40-7	Denver (Youell)	(17,858)
11/1	L	17-31	at San Diego (Balboa)	(25,557)
11/8	L	7-42	at Kansas City	(21,023)
11/15	W	20-10	Houston (Youell)	(16,375)
11/22	W	35-26	N.Y. Jets (Youell)	(15,588)
11/29	T	20-20	at Denver	(15,958)
12/6	W	16-13	Buffalo (Youell)	(18,134)
12/20	W	21-20	San Diego (Youell)	(20,124)

**1965 (8-5-1)**

9/12	W	37-10	Kansas City (Youell)	(18,569)
9/19	L	6-17	San Diego (Youell)	(21,406)
9/26	W	21-17	Houston (Youell)	(18,116)
10/3	L	12-17	at Buffalo	(41,246)
10/8	W	24-10	at Boston (Fenway)	(24,824)*
10/16	T	24-24	at N.Y. Jets	(54,890)*
10/24	W	30-21	Boston (Youell)	(20,585)
10/31	L	7-14	at Kansas City	(18,354)
11/7	W	33-21	at Houston (Rice)	(35,729)
11/14	L	14-17	Buffalo (Youell)	(19,352)
11/21	W	28-20	at Denver	(30,369)
12/5	W	24-13	Denver (Youell)	(18,023)
12/12	W	24-14	N.Y. JETS (Youell)	(19,013)
12/19	L	14-24	at San Diego (Balboa)	(26,056)

**1966 (8-5-1)**

9/2	W	23-14	at Miami (Orange Bowl)	(26,776)*
9/10	L	0-31	at Houston (Rice)	(31,763)*
9/18	L	10-32	Kansas City	(50,746)
9/25	L	20-29	San Diego	(37,183)
10/9	W	21-10	Miami	(30,787)
10/16	W	34-13	at Kansas City	(33,057)
10/23	W	24-21	at N.Y. Jets	(58,135)
10/30	L	21-24	at Boston (Fenway)	(26,941)
11/6	W	38-23	Houston	(34,102)
11/13	W	41-19	at San Diego (Balboa)	(26,230)
11/20	W	17-3	at Denver	(26,703)
11/24	L	10-31	Buffalo	(36,781)
12/3	T	28-28	N.Y. JETS	(32,144)
12/11	W	28-10	Denver	(31,785)

**1967 (13-1)**

9/10	W	51-0	Denver	(25,423)
9/17	W	35-7	Boston	(26,289)
10/1	W	23-21	Kansas City	(50,268)
10/7	L	14-27	at N.Y. Jets	(63,106)*
10/15	W	24-20	at Buffalo	(45,758)
10/22	W	48-14	at Boston (Fenway)	(25,057)
10/29	W	51-10	San Diego	(53,474)
11/5	W	21-17	at Denver	(29,043)
11/19	W	31-17	Miami	(37,295)
11/23	W	44-22	at Kansas City	(44,020)
12/3	W	41-21	at San Diego	(53,474)
12/10	W	19-7	at Houston (Rice)	(36,375)
12/17	W	38-29	N.Y. JETS	(53,011)
12/24	W	28-21	Buffalo	(30,738)

**POSTSEASON (1-1)**

12/31	W	40-7	Houston (AFL Championship)	(53,330)
1/14	L	14-33	Green Bay (SB II at Miami)	(75,546)

**1968 (12-2)**

9/15	W	48-6	at Buffalo	(43,057)
9/21	W	47-21	at Miami	(30,021)*
9/29	W	24-15	at Houston	(46,098)
10/6	W	41-10	BOSTON	(44,253)
10/13	L	14-23	San Diego	(53,257)
10/20	L	10-24	at Kansas City	(50,015)
10/27	W	31-10	Cincinnati	(37,083)
11/3	W	38-21	Kansas City	(53,357)
11/10	W	43-7	at Denver	(50,002)
11/17	W	43-32	N.Y. JETS	(53,118)
11/24	W	34-0	at Cincinnati (Nippert)	(27,116)
11/28	W	13-10	Buffalo	(39,883)
12/8	W	33-27	Denver	(47,754)
12/15	W	34-27	at San Diego	(40,698)

**POSTSEASON (1-1)**


12/22	W	41-6	Kansas City (AFL Playoff)	(53,357)
12/29	L	23-27	at N.Y. Jets (AFL Championship)	(62,627)

\*Night game





## LEAGUE GAMES VS. ALL OPPONENTS

**JOHN MADDEN**

Cal Poly, San Luis Obispo

Career Record 112-39-7, .731

**1969 (12-1-1)**

9/14	W	21-17	Houston	(49,361)
9/20	W	20-17	Miami	(50,277)*
9/28	W	38-23	at Boston (Boston College)	(19,068)
10/4	T	20-20	at Miami	(35,614)*
10/12	W	24-14	at Denver	(49,511)
10/19	W	50-21	Buffalo	(54,418)
10/26	W	24-12	at San Diego	(54,008)
11/2	L	17-31	at Cincinnati	(27,927)
11/9	W	41-10	Denver	(54,416)
11/16	W	21-16	San Diego	(54,372)
11/23	W	27-24	at Kansas City	(51,982)
11/30	W	27-14	at N.Y. Jets	(63,865)
12/7	W	37-17	Cincinnati	(54,427)
12/13	W	10-6	Kansas City	(54,443)

**POSTSEASON (1-1)**

12/21	W	58-7	Houston (AFL Playoff)	(53,539)
1/4/70	L	7-17	Kansas City (AFL Championship)	(54,544)

**1970 (8-4-2)**

9/20	L	21-31	at Cincinnati	(56,616)
9/27	T	27-27	at San Diego	(42,108)
10/3	L	13-20	at Miami	(57,540)*
10/11	W	35-23	Denver	(54,436)
10/19	W	34-20	Washington	(54,471)*
10/25	W	31-14	Pittsburgh	(54,423)
11/1	T	17-17	at Kansas City	(51,334)
11/8	W	23-20	Cleveland	(54,463)
11/15	W	24-19	at Denver	(50,958)
11/22	W	20-17	SAN DIEGO	(54,594)
11/26	L	14-28	at Detroit (Tiger Stadium)	(56,597)
12/6	W	14-13	at N.Y. Jets	(62,905)
12/12	W	20-6	Kansas City	(54,496)
12/20	L	7-38	San Francisco	(54,535)

**POSTSEASON (1-1)**

12/27	W	21-14	Miami (AFC Playoff)	(54,401)
1/3/71	L	17-27	at Baltimore (AFC Championship)	(56,368)

**1971 (8-4-2)**

9/19	L	6-20	at New England (Schaefer)	(55,405)
9/26	W	34-0	at San Diego	(54,084)
10/4	W	34-20	at Cleveland	(84,285)*
10/10	W	27-16	at Denver	(51,200)
10/17	W	34-10	Philadelphia	(54,615)
10/24	W	31-27	Cincinnati	(54,899)
10/31	T	20-20	Kansas City	(54,715)
11/7	T	21-21	at New Orleans (Tulane)	(83,102)
11/14	W	41-21	Houston	(54,705)
11/21	W	34-33	San Diego	(54,681)
11/28	L	14-37	Baltimore	(54,689)
12/5	L	13-24	at Atlanta	(58,850)
12/12	L	14-16	at Kansas City	(51,215)
12/19	W	21-13	Denver	(54,651)

**1972 (10-3-1)**

9/17	L	28-34	at Pittsburgh	(50,141)
9/24	W	20-14	at Green Bay	(56,263)
10/1	T	17-17	San Diego	(53,455)
10/9	W	34-0	at Houston	(51,378)*
10/15	W	28-16	Buffalo	(53,501)
10/22	L	23-30	Denver	(53,551)
10/29	W	45-17	L.A. Rams	(54,680)
11/5	L	14-27	at Kansas City	(82,094)
11/12	W	20-14	at Cincinnati	(59,485)
11/19	W	37-20	at Denver	(51,656)
11/26	W	26-3	KANSAS CITY	(54,801)
12/3	W	21-19	at N.Y. Jets	(54,611)
12/11	W	24-16	SAN DIEGO	(54,843)*
12/17	W	28-21	Chicago	(54,711)

**POSTSEASON (0-1)**

12/23	L	7-13	at Pittsburgh (AFC Playoff)	(50,350)
-------	---	------	-----------------------------	----------

**1973 (9-4-1)**

9/16	L	16-24	at Minnesota	(46,619)
9/23	W	12-7	Miami (Berkeley)	(74,121)
9/30	L	3-16	at Kansas City	(72,621)
10/7	W	17-10	at St. Louis	(49,051)
10/14	W	27-17	at San Diego	(52,630)
10/22	T	23-23	at Denver	(51,270)*
10/28	W	34-21	at Baltimore	(59,008)
11/4	W	42-0	N.Y. Giants	(53,964)
11/11	L	9-17	Pittsburgh	(53,987)
11/18	L	3-7	Cleveland	(53,889)
11/25	W	31-3	San Diego	(53,562)
12/2	W	17-6	at Houston	(25,801)
12/8	W	37-7	Kansas City	(53,061)
12/16	W	21-17	Denver	(54,820)

**POSTSEASON (1-1)**

12/22	W	33-14	Pittsburgh (AFC Playoff)	(53,662)
12/30	L	10-27	at Miami (AFC Championship)	(80,047)

**1974 (12-2)**

9/16	L	20-21	at Buffalo	(80,020)*
9/22	W	27-7	Kansas City	(52,471)
9/29	W	17-0	at Pittsburgh	(48,304)
10/6	W	40-24	at Cleveland	(89,907)
10/13	W	14-10	at San Diego	(40,539)
10/20	W	30-27	Cincinnati	(54,020)
10/27	W	35-24	at San Francisco	(61,385)
11/3	W	28-17	at Denver	(51,706)
11/10	W	35-13	Detroit	(54,020)
11/17	W	17-10	San Diego	(53,880)
11/24	L	17-20	Denver	(54,020)
12/1	W	41-26	New England	(54,020)
12/8	W	7-6	at Kansas City	(76,711)
12/14	W	27-23	Dallas	(54,020)*

**POSTSEASON (1-1)**

12/21	W	28-26	Miami (AFC Playoff)	(54,020)
12/29	L	13-24	Pittsburgh (AFC Championship)	(54,004)

**1975 (11-3)**

9/22	W	31-21	at Miami	(78,744)*
9/28	W	31-20	at Baltimore	(41,023)
10/5	W	6-0	at San Diego	(34,147)
10/12	L	10-42	at Kansas City	(63,870)
10/19	L	10-14	at Cincinnati	(56,058)
10/26	W	25-0	San Diego	(53,791)
11/2	W	42-17	at Denver	(52,868)
11/9	W	48-10	New Orleans	(53,764)
11/16	W	38-17	Cleveland	(53,944)
11/23	W	26-23 (OT)	at Washington	(55,004)



## LEAGUE GAMES VS. ALL OPPONENTS

11/30	W	37-34 (OT)	Atlanta	(53,804)
12/8	W	17-10	Denver	(54,037)*
12/14	L	26-27	Houston	(54,020)
12/21	W	28-20	Kansas City	(54,020)

## POSTSEASON (1-1)

12/28	W	31-28	Cincinnati (AFC Playoff)	(53,994)
1/4/76	L	10-16	at Pittsburgh (AFC Championship)	(48,103)

## 1976 (13-1)

9/12	W	31-28	Pittsburgh	(52,718)
9/20	W	24-21	at Kansas City	(63,225)*
9/26	W	14-13	at Houston	(45,428)
10/3	L	17-48	at New England	(58,837)
10/10	W	27-17	at San Diego	(52,546)
10/17	W	17-10	at Denver	(63,532)
10/24	W	18-14	Green Bay	(53,751)
10/31	W	19-6	Denver	(53,805)
11/7	W	28-27	at Chicago	(57,358)
11/14	W	21-10	Kansas City	(53,795)
11/21	W	26-7	at Philadelphia	(65,890)
11/28	W	49-16	Tampa Bay	(53,249)
12/6	W	35-20	Cincinnati	(54,037)*
12/12	W	24-0	San Diego	(53,658)

## POSTSEASON (3-0)

12/18	W	24-21	New England (AFC Playoff)	(54,037)
12/26	W	24-7	Pittsburgh (AFC Championship)	(53,821)
1/9/77	W	32-14	Minnesota (SB XI at Pasadena)	(103,424)

## 1977 (11-3)

9/18	W	24-0	San Diego	(52,960)
9/25	W	16-7	at Pittsburgh	(50,398)
10/3	W	37-28	at Kansas City	(63,393)*
10/9	W	26-10	at Cleveland	(81,503)
10/16	L	7-30	Denver	(54,598)
10/23	W	28-27	at N.Y. Jets	(60,359)
10/30	W	24-14	at Denver	(75,086)
11/6	W	44-7	Seattle	(54,027)
11/13	W	34-29	Houston	(54,598)
11/20	L	7-12	at San Diego	(52,127)
11/28	W	34-13	Buffalo	(54,598)*
12/4	L	14-20	at L.A. Rams	(71,039)
12/11	W	35-13	Minnesota	(54,598)
12/18	W	21-20	Kansas City	(54,499)

## POSTSEASON (1-1)

12/24	W	37-31 (OT)	at Baltimore (AFC Playoff)	(60,763)
1/1/78	L	17-20	at Denver (AFC Championship)	(75,044)

## 1978 (9-7)

9/3	L	6-14	at Denver	(75,082)
9/10	W	21-20	at San Diego	(52,469)
9/17	W	28-3	at Green Bay	(58,212)
9/24	L	14-21	New England	(53,500)*
10/1	W	25-19 (OT)	at Chicago	(57,359)
10/8	W	21-17	Houston	(54,468)
10/15	W	28-6	Kansas City	(54,422)
10/22	L	7-27	at Seattle	(64,799)
10/29	L	23-27	San Diego	(54,598)
11/5	W	20-10	at Kansas City	(77,857)
11/13	W	34-21	at Cincinnati	(56,524)*
11/19	W	29-17	Detroit	(54,422)
11/26	L	16-17	Seattle	(54,598)
12/3	L	6-21	Denver	(54,616)*
12/10	L	6-23	at Miami	(75,419)
12/17	W	27-20	Minnesota	(54,598)

\*Night game



TOM FLORES

Pacific

Career Record 91-56-0, .619

## 1979 (9-7)

9/2	W	24-17	at L.A. Rams	(63,925)
9/9	L	10-30	at San Diego	(52,413)
9/16	L	10-27	at Seattle	(64,761)
9/23	L	7-35	at Kansas City	(69,308)
9/30	W	27-3	Denver	(54,589)
10/8	W	13-3	Miami	(54,600)*
10/14	W	50-19	Atlanta	(54,446)
10/21	L	19-28	at N.Y. Jets	(60,372)
10/25	W	45-22	San Diego	(54,583)*
11/4	W	23-10	San Francisco	(54,583)
11/11	L	17-31	at Houston	(53,383)
11/18	L	21-24	Kansas City	(54,583)
11/25	W	14-10	at Denver	(75,103)
12/3	W	42-35	at New Orleans	(71,323)*
12/9	W	19-14	Cleveland	(54,583)
12/16	L	24-29	Seattle	(54,538)

## 1980 (11-5)

9/7	W	27-14	at Kansas City	(57,055)
9/14	L	24-30 (OT)	at San Diego	(52,675)
9/21	W	24-21	Washington	(47,335)
9/28	L	7-24	at Buffalo	(80,020)
10/5	L	17-31	Kansas City	(43,513)
10/12	W	38-24	San Diego	(49,009)
10/20	W	45-34	at Pittsburgh	(53,940)*
10/26	W	33-14	Seattle	(51,141)
11/2	W	16-10	Miami	(48,473)
11/9	W	28-17	Cincinnati	(46,070)
11/17	W	19-17	at Seattle	(64,771)*
11/23	L	7-10	at Philadelphia	(71,522)
12/1	W	9-3	Denver	(54,563)
12/7	L	13-19	Dallas	(54,578)
12/14	W	24-21	at Denver	(75,103)
12/21	W	33-17	at N.Y. Giants	(76,734)

## POSTSEASON (4-0)

12/28	W	27-7	Houston (AFC Wild Card Playoff)	(54,539)
1/4/81	W	14-12	at Cleveland (AFC Playoff)	(79,473)
1/11/81	W	34-27	at San Diego (AFC Championship)	(52,675)
1/25/81	W	27-10	Philadelphia (SB XV at New Orleans)	(75,500)

## 1981 (7-9)

9/6	L	7-9	at Denver	(75,123)
9/14	W	36-10	at Minnesota	(48,446)*
9/20	W	20-10	Seattle	(47,141)
9/27	L	0-16	at Detroit	(80,630)
10/4	L	0-17	Denver	(52,434)
10/11	L	0-27	at Kansas City	(77,982)
10/18	W	18-16	Tampa Bay	(44,011)
10/25	L	17-28	Kansas City	(45,783)
11/1	W	27-17	New England	(46,796)
11/8	L	16-17	at Houston	(53,465)
11/15	W	33-17	at Miami	(67,531)
11/22	L	21-55	San Diego	(54,568)
11/29	W	32-31	at Seattle	(64,750)



## LEAGUE GAMES VS. ALL OPPONENTS

12/7	W	30-27	Pittsburgh	(54,555)*
12/13	L	6-23	Chicago	(45,825)
12/21	L	10-23	at San Diego	(52,975)*

## 1982 (8-1)

9/12	W	23-17	at San Francisco	(61,125)
9/19	W	38-14	at Atlanta	(58,719)
11/22	W	28-24	San Diego (L.A. Coliseum)	(55,060)*
11/28	L	17-31	at Cincinnati	(58,446)
12/5	W	28-23	Seattle	(52,250)
12/12	W	21-16	at Kansas City	(37,043)
12/18	W	37-31	L.A. Rams	(65,776)
12/26	W	27-10	Denver	(54,107)
1/2/83	W	41-34	at San Diego	(52,664)

## POSTSEASON (1-1)

1/8/83	W	27-10	Cleveland (AFC Playoff Round 1)	(57,246)
1/15/83	L	14-17	N.Y. Jets (AFC Playoff Round 2)	(90,688)

## 1983 (12-4)

9/4	W	20-10	at Cincinnati	(55,904)
9/11	W	20-6	Houston	(43,608)
9/19	W	27-14	Miami	(60,695)*
9/25	W	22-7	at Denver	(75,103)
10/2	L	35-37	at Washington	(55,045)
10/9	W	21-20	Kansas City	(46,586)
10/16	L	36-38	at Seattle	(64,880)
10/23	W	40-38	at Dallas	(65,070)*
10/30	L	21-34	Seattle	(54,582)
11/6	W	28-20	at Kansas City	(77,865)
11/13	W	22-20	Denver	(57,582)
11/20	W	27-24	at Buffalo	(73,586)
11/27	W	27-12	N.Y. Giants	(48,103)
12/1	W	42-10	at San Diego	(49,956)*
12/11	L	24-34	ST. LOUIS	(43,868)
12/18	W	30-14	San Diego	(64,778)

## POSTSEASON (3-0)

1/1/84	W	38-10	Pittsburgh (AFC Divisional Playoff)	(92,434)
1/8/84	W	30-14	Seattle (AFC Championship)	(92,335)
1/22/84	W	38-9	Washington (SB XVIII at Tampa)	(72,920)

## 1984 (11-5)

9/2	W	24-14	at Houston	(52,678)
9/9	W	28-7	Green Bay	(54,057)
9/16	W	22-20	at Kansas City	(77,260)
9/24	W	33-30	San Diego	(80,674)*
9/30	L	13-16	at Denver	(75,100)
10/7	W	28-14	Seattle	(80,929)
10/14	W	23-20	Minnesota	(54,323)
10/21	W	44-37	at San Diego	(60,183)
10/28	L	19-22 (OT)	Denver	(92,468)
11/4	L	6-17	at Chicago	(65,790)
11/12	L	14-17	at Seattle	(64,931)*
11/18	W	17-7	Kansas City	(61,015)
11/25	W	21-7	Indianapolis	(49,423)
12/2	W	45-34	at Miami	(75,151)
12/10	W	24-3	at Detroit	(70,742)*
12/16	L	7-13	Pittsburgh	(87,291)

## POSTSEASON (0-1)

12/22	L	7-13	at Seattle (AFC Wild Card Playoff)	(64,910)
-------	---	------	------------------------------------	----------

## 1985 (12-4)

9/8	W	31-0	N.Y. JETS	(61,009)
9/12	L	20-36	at Kansas City	(74,359)*
9/22	L	10-34	San Francisco	(92,487)
9/29	W	35-20	at New England	(60,793)
10/6	W	19-10	Kansas City	(61,409)
10/13	W	23-13	New Orleans	(56,269)
10/20	W	21-20	at Cleveland	(79,833)
10/28	W	34-21	San Diego	(72,822)*
11/3	L	3-33	at Seattle	(64,924)
11/10	L	34-40 (OT)	at San Diego	(60,142)
11/17	W	13-6	Cincinnati	(59,012)
11/24	W	31-28 (OT)	DENVER	(79,039)
12/1	W	34-24	at Atlanta	(44,712)
12/8	W	17-14 (OT)	at Denver	(75,100)
12/15	W	13-3	Seattle	(81,201)
12/23	W	16-6	at L.A. Rams	(68,904)*

## POSTSEASON (0-1)

1/5/86	L	20-27	NEW ENGLAND (AFC Playoff)	(89,289)
--------	---	-------	---------------------------	----------

## 1986 (8-8)

9/7	L	36-38	at Denver	(75,898)
9/14	L	6-10	at Washington	(55,622)
9/21	L	9-14	N.Y. GIANTS	(73,318)
9/28	W	17-13	San Diego	(67,147)
10/5	W	24-17	at Kansas City	(78,671)
10/12	W	14-10	Seattle	(73,055)
10/19	W	30-28	at Miami	(75,284)
10/26	W	28-17	at Houston	(46,459)
11/2	L	10-21	Denver	(92,496)
11/9	W	17-13	at Dallas	(63,147)
11/16	W	27-14	Cleveland	(70,630)
11/20	W	37-31 (OT)	at San Diego	(60,692)*
11/30	L	27-33 (OT)	Philadelphia	(60,117)
12/8	L	0-37	at Seattle	(64,944)*
12/14	L	17-20	Kansas City	(68,771)
12/21	L	24-30	Indianapolis	(55,147)

## 1987 (5-10)

9/13	W	20-0	at Green Bay	(56,999)
9/20	W	27-7	Detroit	(52,105)
10/4	W	35-17	Kansas City	(26,645)
10/12	L	14-30	at Denver	(63,452)*
10/18	L	17-23	San Diego	(34,807)
10/25	L	13-35	Seattle	(59,010)
11/1	L	23-26	at New England	(61,000)
11/8	L	20-31	at Minnesota	(63,208)
11/15	L	14-16	at San Diego	(61,970)
11/22	L	17-23	Denver	(68,116)
11/30	W	37-14	at Seattle	(64,640)*
12/6	W	34-21	Buffalo	(52,100)
12/13	L	10-16	at Kansas City	(70,219)
12/20	L	17-24	Cleveland	(51,019)
12/27	L	3-6	Chicago	(86,011)

\*Night game





## LEAGUE GAMES VS. ALL OPPONENTS

**MIKE SHANAHAN**

Eastern Illinois

Career Record 8-12-0, .400

**1988 (7-9)**

9/4	W	24-13	San Diego	(45,171)
9/11	L	35-38	at Houston	(47,305)
9/18	L	17-22	L.A. Rams	(86,027)
9/26	W	30-27 (OT)	at Denver	(76,180)*
10/2	L	21-45	Cincinnati	(45,584)
10/9	L	14-24	MIAMI	(55,178)
10/16	W	27-17	at Kansas City	(76,516)
10/23	L	6-20	at New Orleans	(68,134)
10/30	W	17-10	Kansas City	(44,032)
11/6	W	13-3	at San Diego	(60,788)*
11/13	W	9-3	at San Francisco	(64,523)
11/20	L	6-12	Atlanta	(48,108)
11/28	L	27-35	at Seattle	(64,627)*
12/4	W	21-20	Denver	(68,201)
12/11	L	21-37	at Buffalo	(80,217)
12/18	L	37-43	Seattle	(66,540)

**ART SHELL**

Maryland Eastern Shore

Career Record 58-55-0, .513

**1989 (8-8)**

9/10	W	40-14	SAN DIEGO	(43,086)
9/17	L	19-24	at Kansas City	(77,649)
9/24	L	21-31	at Denver	(76,055)
10/1	L	20-24	SEATTLE	(48,002)
10/9	W	14-7	at N.Y. Jets	(76,891)*
10/15	W	20-14	KANSAS CITY	(44,131)
10/22	L	7-10	at Philadelphia	(66,883)
10/29	W	37-24	WASHINGTON	(56,763)
11/5	W	28-7	CINCINNATI	(54,241)
11/12	L	12-14	at San Diego	(62,257)*
11/19	L	7-23	at Houston	(61,824)
11/26	W	24-21	NEW ENGLAND	(41,349)
12/3	W	16-13 (OT)	DENVER	(90,016)
12/10	W	16-14	PHOENIX	(46,053)
12/17	L	17-23	at Seattle	(64,632)*
12/24	L	17-34	at N.Y. Giants	(77,073)

NOTE - Shanahan served as head coach for first four games before Shell replaced him; Shell's career record includes his return as head coach in 2006.

**1990 (12-4)**

9/9	W	14-9	DENVER	(55,684)
9/16	W	17-13	at Seattle	(64,531)
9/23	W	20-3	PITTSBURGH	(51,063)
9/30	W	24-10	CHICAGO	(81,237)

10/7	L	24-38	at Buffalo	(80,332)*
10/14	W	24-17	SEATTLE	(51,101)
10/21	W	24-9	at San Diego	(62,565)
11/4	L	7-9	at Kansas City	(77,937)
11/11	L	16-29	GREEN BAY	(52,638)
11/19	W	13-10	at Miami	(72,383)*
11/25	L	24-27	KANSAS CITY	(65,303)
12/2	W	23-20	at Denver	(76,109)
12/10	W	38-31	at Detroit	(80,066)*
12/16	W	24-7	CINCINNATI	(55,110)
12/22	W	28-24	at Minnesota	(63,314)
12/30	W	17-12	SAN DIEGO	(64,445)

**POSTSEASON (1-1)**

1/13/91	W	20-10	CINCINNATI (AFC Playoff)	(92,488)
1/20/91	L	3-51	at Buffalo (AFC Championship)	(80,632)

**1991 (9-7)**

9/1	L	17-47	at Houston	(62,425)
9/8	W	16-13	DENVER	(50,812)
9/15	W	16-0	INDIANAPOLIS	(42,008)
9/22	L	17-21	at Atlanta	(58,241)
9/29	W	12-6	SAN FRANCISCO	(92,488)
10/6	L	13-21	SAN DIEGO	(46,029)
10/13	W	23-20 (OT)	at Seattle	(64,605)*
10/20	W	20-17	L.A. RAMS	(86,203)
10/28	L	21-24	at Kansas City	(77,870)*
11/10	W	17-16	at Denver	(76,087)
11/17	W	31-7	SEATTLE	(50,302)
11/24	W	38-14	at Cincinnati	(60,046)
12/1	W	9-7	at San Diego	(61,610)*
12/8	L	27-30 (OT)	BUFFALO	(86,746)
12/16	L	0-27	at New Orleans	(68,625)*
12/22	L	21-27	KANSAS CITY	(67,012)

**POSTSEASON (0-1)**

12/28		6-10	at Kansas City (AFC Wild Card Playoff)	(77,191)
-------	--	------	--	----------

**1992 (7-9)**

9/6	L	13-17	at Denver	(75,758)*
9/13	L	21-24 (OT)	at Cincinnati	(58,445)
9/20	L	16-28	CLEVELAND	(48,537)
9/28	L	7-27	at Kansas City	(77,622)
10/4	W	13-10	N.Y. GIANTS	(43,103)
10/11	W	20-3	BUFFALO	(53,017)
10/18	W	19-0	at Seattle	(65,896)
10/25	L	13-28	DALLAS	(92,488)
11/8	L	10-31	at Philadelphia	(66,726)
11/15	W	20-3	SEATTLE	(58,564)
11/22	W	24-0	DENVER	(50,129)
11/29	L	3-27	at San Diego	(62,560)
12/6	W	28-7	KANSAS CITY	(45,227)
12/14	L	7-20	at Miami	(72,220)*
12/20	L	14-36	SAN DIEGO	(40,430)
12/28	W	21-20	at Washington	(56,454)

**1993 (10-6)**

9/5	W	24-7	MINNESOTA	(45,136)
9/12	W	17-13	at Seattle	(65,639)*
9/19	L	16-19	CLEVELAND	(49,101)
10/3	L	9-24	at Kansas City	(78,263)
10/10	W	24-20	N.Y. JETS	(42,156)
10/18	W	23-20	at Denver	(75,937)*
10/31	L	23-30	SAN DIEGO	(46,090)
11/7	W	16-14	at Chicago	(66,950)
11/14	L	20-31	KANSAS CITY	(67,800)
11/21	W	12-7	at San Diego	(63,059)
11/28	L	10-16	at Cincinnati	(58,305)
12/5	W	25-24	at Buffalo	(79,880)




## LEAGUE GAMES VS. ALL OPPONENTS

12/12	W	27-23	SEATTLE	(38,540)
12/19	W	27-20	TAMPA BAY	(42,453)
12/26	L	0-28	at Green Bay	(58,507)
1/2/94	W	33-30 (OT)	DENVER	(67,800)
<b>POSTSEASON (1-1)</b>				
1/9/94	W	42-24	DENVER (AFC Wild Card Playoff)	(67,800)
1/15/94	L	23-29	at Buffalo (AFC Playoff)	(80,290)

**1994 (9-7)**

9/5	L	14-44	at San Francisco	(68,357)*
9/11	L	9-38	SEATTLE	(48,040)
9/18	W	48-16	at Denver	(75,959)
9/25	L	24-26	SAN DIEGO	(56,037)
10/9	W	21-17	at New England	(60,992)
10/16	L	17-20 (OT)	at Miami	(74,207)
10/23	W	30-17	ATLANTA	(43,190)
10/30	W	17-14	HOUSTON	(43,221)
11/6	L	3-13	at Kansas City	(79,450)*
11/13	W	20-17	at L.A. Rams	(68,899)
11/20	W	24-19	NEW ORLEANS	(43,080)
11/27	L	3-21	PITTSBURGH	(60,389)
12/5	W	24-17	at San Diego	(63,604)*
12/11	W	23-13	DENVER	(60,146)
12/18	W	17-16	at Seattle	(65,991)*
12/24	L	9-19	KANSAS CITY	(67,642)

**MIKE WHITE**

California

Career Record 15-17-0, .469

**1995 (8-8)**


9/3	W	17-7	SAN DIEGO	(50,323)
9/10	W	28-8	at Washington	(56,454)
9/17	L	17-23 (OT)	at Kansas City	(78,359)
9/24	W	48-17	PHILADELPHIA	(50,101)
10/1	W	47-10	at N.Y. Jets	(77,718)*
10/8	W	34-14	SEATTLE	(50,732)
10/16	L	0-27	at Denver	(75,964)*
10/22	W	30-17	INDIANAPOLIS	(54,444)
11/5	W	20-17	at Cincinnati	(58,864)
11/12	W	17-13	at N.Y. Giants	(78,005)
11/19	L	21-34	DALLAS	(54,444)
11/27	L	6-12	at San Diego	(63,177)*
12/3	L	23-29	KANSAS CITY	(54,444)
12/10	L	10-29	PITTSBURGH	(54,444)
12/17	L	10-44	at Seattle	(66,127)*
12/24	L	28-31	DENVER	(54,444)

NOTE — Team returned to Oakland prior to season

**1996 (7-9)**

9/1	L	14-19	at Baltimore	(64,496)
9/8	L	3-19	at Kansas City	(78,523)
9/15	W	17-3	JACKSONVILLE	(46,433)
9/22	L	34-40	SAN DIEGO	(49,249)
9/29	L	17-19	at Chicago	(66,944)
10/6	W	34-13	at N.Y. Jets	(77,716)
10/13	W	37-21	DETROIT	(50,125)
10/21	W	23-14	at San Diego	(62,583)*
11/4	L	21-22	DENVER	(61,656)*
11/10	L	17-20 (OT)	at Tampa Bay	(46,300)
11/17	L	13-16 (OT)	MINNESOTA	(47,175)*

11/24	W	27-21	at Seattle	(55,057)
12/1	W	17-7	MIAMI	(61,436)
12/8	W	26-7	KANSAS CITY	(61,587)*
12/15	L	19-24	at Denver	(75,896)
12/22	L	21-28	SEATTLE	(47,357)

**JOE BUGEL**

Western Kentucky

Career Record 4-12-0, .250

**1997 (4-12)**

8/31	L	21-24 (OT)	at Tennessee	(30,171)
9/8	L	27-28	KANSAS CITY	(61,523)*
9/14	W	36-31	at Atlanta	(47,822)
9/21	L	22-23	at N.Y. Jets	(77,716)
9/28	W	35-17	ST. LOUIS	(42,506)
10/5	L	10-25	SAN DIEGO	(43,648)
10/19	W	28-25	DENVER	(57,006)
10/26	L	34-45	at Seattle	(66,624)
11/2	L	14-38	at Carolina	(71,064)
11/9	L	10-13	NEW ORLEANS	(40,091)
11/16	W	38-13	at San Diego	(65,714)*
11/24	L	3-31	at Denver	(75,953)*
11/30	L	16-34	MIAMI	(50,569)
12/7	L	0-30	at Kansas City	(79,818)
12/14	L	21-22	SEATTLE	(40,124)
12/21	L	9-20	JACKSONVILLE	(40,032)

**JON GRUDEN**

Dayton

Career Record 40-28-0, .588

**1998 (8-8)**

9/6	L	8-28	at Kansas City	(79,765)
9/13	W	20-17	N.Y. GIANTS	(40,545)
9/20	L	17-34	DENVER	(56,578)
9/27	W	13-12	at Dallas	(63,544)
10/4	W	23-20	at Arizona	(53,240)
10/11	W	7-6	SAN DIEGO	(42,467)
10/25	W	27-10	CINCINNATI	(40,089)
11/1	W	31-18	at Seattle	(66,246)*
11/8	L	10-13	at Baltimore	(69,037)
11/15	W	20-17	SEATTLE	(51,527)
11/22	L	14-40	at Denver	(75,931)
11/29	L	19-29	WASHINGTON	(41,409)
12/6	L	17-27	MIAMI	(61,254)
12/13	L	21-44	at Buffalo	(62,002)
12/20	W	17-10	at San Diego	(60,716)
12/26	L	24-31	KANSAS CITY	(52,679)



## LEAGUE GAMES VS. ALL OPPONENTS

## 1999 (8-8)

9/12	L	24-28	at Green Bay	(58,872)
9/19	W	22-17	at Minnesota	(64,080)
9/26	W	24-17	CHICAGO	(50,458)
10/3	L	21-22	at Seattle	(66,400)*
10/10	L	13-16	DENVER	(55,704)
10/17	W	20-14	at Buffalo	(71,113)
10/24	W	24-23	N.Y. JETS	(47,326)
10/31	L	9-16	MIAMI	(61,556)
11/14	W	28-9	SAN DIEGO	(43,353)
11/22	L	21-27 (OT)	at Denver	(70,012)*
11/28	L	34-37	KANSAS CITY	(46,632)
12/5	W	30-21	SEATTLE	(44,716)
12/9	L	14-21	at Tennessee	(66,357)*
12/19	W	45-0	TAMPA BAY	(46,395)
12/26	L	20-23	at San Diego	(63,846)
1/2	W	41-38 (OT)	at Kansas City	(78,026)

## 2000 (12-4)

9/3	W	9-6	SAN DIEGO	(56,373)
9/10	W	38-31	at Indianapolis	(56,769)
9/17	L	24-33	DENVER	(62,078)
9/24	W	36-10	CLEVELAND	(45,702)
10/8	W	34-28 (OT)	at San Francisco	(68,344)
10/15	W	20-17	at Kansas City	(78,025)
10/22	W	31-3	SEATTLE	(57,490)
10/29	W	15-13	at San Diego	(66,659)*
11/5	W	49-31	KANSAS CITY	(62,428)
11/13	L	24-27	at Denver	(75,951)*
11/19	W	31-22	at New Orleans	(64,900)
11/26	W	41-14	ATLANTA	(55,175)
12/3	L	20-21	at Pittsburgh	(55,811)
12/10	W	31-7	N.Y. JETS	(62,632)*
12/16	L	24-27	at Seattle	(68,681)
12/24	W	52-9	CAROLINA	(60,637)

## POSTSEASON (1-1)

1/6/01	W	27-0	MIAMI (AFC Divisional Playoff)	(61,998)
1/14/01	L	3-16	BALTIMORE (AFC Championship)	(62,748)

## 2001 (10-6)

9/9	W	27-24	at Kansas City	(78,844)
9/23	L	15-18	at Miami	(73,404)
9/30	W	38-14	SEATTLE	(54,629)
10/7	W	28-21	DALLAS	(61,535)
10/14	W	23-18	at Indianapolis	(56,872)*
10/28	W	20-10	at Philadelphia	(65,342)
11/5	W	38-28	DENVER	(62,637)*
11/11	L	27-34	at Seattle	(67,231)*
11/18	W	34-24	SAN DIEGO	(61,980)
11/25	W	28-10	at N.Y. Giants	(78,756)
12/2	L	31-34 (OT)	ARIZONA	(46,601)
12/9	W	28-26	KANSAS CITY	(60,784)
12/15	W	13-6	at San Diego	(67,349)*
12/22	L	10-13	TENNESSEE	(61,834)*
12/30	L	17-23	at Denver	(75,582)
1/6/02	L	22-24	N.Y. JETS	(62,011)

## POSTSEASON (1-1)

1/12/02	W	38-24	N.Y. JETS (AFC Wild Card Playoff)	(61,503)
1/19/02	L	13-16 (OT)	at New England (AFC Divisional Playoff)	(60,292)*



## BILL CALLAHAN

Illinois Benedictine

Career Record 17-18-0, .486

## 2002 (11-5)

9/8	W	31-17	SEATTLE	(53,260)
9/15	W	30-17	at Pittsburgh	(62,260)*
9/29	W	52-25	TENNESSEE	(58,719)
10/6	W	49-31	at Buffalo	(73,038)
10/13	L	13-28	at St. Louis	(66,070)
10/20	L	21-27 (OT)	SAN DIEGO	(60,874)
10/27	L	10-20	at Kansas City	(78,685)
11/3	L	20-23 (OT)	SAN FRANCISCO	(62,660)
11/11	W	34-10	at Denver	(76,843)*
11/17	W	27-20	NEW ENGLAND	(62,552)*
11/24	W	41-20	at Arizona	(58,814)
12/2	W	26-20	N.Y. JETS	(62,257)*
12/8	W	27-7	at San Diego	(67,968)
12/15	L	17-23	at Miami	(73,572)
12/22	W	28-16	DENVER	(62,582)
12/28	W	24-0	KANSAS CITY	(62,078)

## POSTSEASON (2-1)

1/12/03	W	30-10	N.Y. JETS (AFC Playoff)	(62,207)
1/19/03	W	41-24	TENNESSEE (AFC Championship)	(62,544)
1/26/03	L	21-48	Tampa Bay (SB XXXVII at San Diego)	(67,603)

## 2003 (4-12)

9/7	L	20-25	at Tennessee	(68,809)*
9/14	W	23-20	CINCINNATI	(50,135)
9/22	L	10-31	at Denver	(76,753)*
9/28	W	34-31 (OT)	SAN DIEGO	(54,078)
10/5	L	21-24	at Chicago	(61,899)
10/12	L	7-13	at Cleveland	(73,318)
10/20	L	10-17	KANSAS CITY	(62,381)*
11/2	L	13-23	at Detroit	(61,561)
11/9	L	24-27 (OT)	N.Y. JETS	(51,909)
11/16	W	28-18	MINNESOTA	(56,653)
11/23	L	24-27	at Kansas City	(78,889)
11/30	L	8-22	DENVER	(57,201)
12/7	L	7-27	at Pittsburgh	(53,079)
12/14	W	28-12	BALTIMORE	(45,398)
12/22	L	7-41	GREEN BAY	(62,298)*
12/28	L	14-21	at San Diego	(62,222)

\*Night game



## LEAGUE GAMES VS. ALL OPPONENTS

**NORV TURNER**

Oregon

Career Record 9-23-0, .281

**2004 (5-11)**

9/12	L	21-24	at Pittsburgh	(60,147)
9/19	W	13-10	BUFFALO	(53,610)
9/26	W	30-20	TAMPA BAY	(60,874)*
10/3	L	17-30	at Houston	(70,741)
10/10	L	14-35	at Indianapolis	(57,230)
10/17	L	3-31	DENVER	(62,507)
10/24	L	26-31	NEW ORLEANS	(45,337)
10/31	L	14-42	at San Diego	(66,210)
11/7	W	27-24	at Carolina	(73,518)
11/21	L	17-23	SAN DIEGO	(46,905)
11/28	W	25-24	at Denver	(75,938)*
12/5	L	27-34	KANSAS CITY	(51,292)
12/12	L	10-35	at Atlanta	(70,616)
12/19	W	40-35	TENNESSEE	(44,289)
12/25	L	30-31	at Kansas City	(77,289)
1/2	L	6-13	JACKSONVILLE	(41,112)

**2005 (4-12)**

9/8	L	20-30	at New England	(68,756)*
9/18	L	17-23	KANSAS CITY	(62,273)*
9/25	L	20-23	at Philadelphia	(67,735)
10/2	W	19-13	DALLAS	(62,400)
10/16	L	14-27	SAN DIEGO	(52,666)
10/23	W	38-17	BUFFALO	(42,779)
10/30	W	34-25	at Tennessee	(68,149)
11/6	L	23-27	at Kansas City	(78,033)
11/13	L	17-31	DENVER	(62,779)
11/20	W	16-13	at Washington	(90,129)
11/27	L	21-33	MIAMI	(49,097)
12/4	L	10-34	at San Diego	(66,438)*
12/11	L	10-26	at New York Jets	(77,561)
12/18	L	7-9	CLEVELAND	(41,862)
12/24	L	3-22	at Denver	(76,212)
12/31	L	21-30	N.Y. GIANTS	(44,594)*

**ART SHELL**

Maryland Eastern Shore

Career Record 58-55-0, .513

**2006 (2-14)**

9/11	L	0-27	San Diego	(62,578)*
9/17	L	6-28	at Baltimore	(70,744)
10/1	L	21-24	Cleveland	(61,426)
10/8	L	20-34	at San Francisco	(68,368)
10/15	L	3-13	at Denver	(76,881)*
10/22	W	22-9	Arizona	(61,595)
10/29	W	20-13	Pittsburgh	(62,385)
11/6	L	0-16	at Seattle	(67,816)*
11/12	L	13-17	Denver	(62,094)
11/19	L	13-17	at Kansas City	(78,097)
11/26	L	14-21	at San Diego	(66,105)
12/3	L	14-23	Houston	(46,276)
12/10	L	10-27	at Cincinnati	(65,882)
12/17	L	0-20	St. Louis	(50,184)
12/23	L	9-20	Kansas City	(61,446)*
12/31	L	3-23	at N.Y. Jets	(78,039)

NOTE -- Shell's career record includes his first tenure as head coach, 1989-94.

**LANE KIFFIN**

Fresno State

Career Record 5-15-0, .250

**2007 (4-12)**

9/9	L	21-36	DETROIT	(61,547)
9/16	L	28-23 (OT)	at Denver	(76,784)
9/23	W	26-24	CLEVELAND	(51,075)
9/30	W	35-17	at Miami	(70,621)
10/14	L	14-28	at San Diego	(67,523)
10/21	L	10-12	KANSAS CITY	(62,240)
10/28	L	9-13	at Tennessee	(69,143)
11/4	L	17-24	HOUSTON	(49,603)
11/11	L	6-17	CHICAGO	(62,715)
11/18	L	22-29	at Minnesota	(62,960)
11/25	W	20-17	at Kansas City	(76,210)
12/2	W	34-20	DENVER	(61,990)
12/9	L	7-38	at Green Bay	(70,828)
12/16	L	14-21	INDIANAPOLIS	(62,000)
12/23	L	11-49	at Jacksonville	(66,905)
12/30	L	17-30	SAN DIEGO	(61,706)





## LEAGUE GAMES VS. ALL OPPONENTS

**TOM CABLE**

Idaho

Career Record 17-27-0, .386

**2008 (5-11)**

9/8	L	14-41	DENVER	(62,762)*
9/14	W	23-8	at Kansas City	(74,490)
9/21	L	23-24	at Buffalo	(71,297)
9/28	L	18-28	SAN DIEGO	(61,808)
10/12	L	3-34	at New Orleans	(70,068)
10/19	W	16-13 (OT)	N.Y. JETS	(61,901)
10/26	L	10-29	at Baltimore	(71,254)
11/2	L	0-24	ATLANTA	(61,196)
11/9	L	6-17	CAROLINA	(47,888)
11/16	L	15-17	at Miami	(65,113)
11/23	W	31-10	at Denver	(76,067)
11/30	L	13-20	KANSAS CITY	(61,379)
12/4	L	7-34	at San Diego	(68,097)*
12/14	L	26-49	NEW ENGLAND	(62,179)
12/21	W	27-16	HOUSTON	(43,687)
12/28	W	31-24	at Tampa Bay	(64,847)

NOTE - Kiffin served as head coach for first four games before Cable replaced him.

**2009 (5-11)**

9/14	L	20-24	SAN DIEGO	(61,940)*
9/20	W	13-10	at Kansas City	(69,168)
9/27	L	3-23	DENVER	(45,602)
10/4	L	6-29	at Houston	(70,291)
10/11	L	7-44	at N.Y. Giants	(78,012)
10/18	W	13-9	PHILADELPHIA	(49,642)
10/25	L	0-38	N.Y. JETS	(38,354)
11/1	L	16-24	at San Diego	(67,016)
11/15	L	10-16	KANSAS CITY	(40,720)
11/22	W	20-17	CINCINNATI	(34,112)
11/26	L	7-24	at Dallas	(83,488)
12/6	W	27-24	at Pittsburgh	(61,820)
12/13	L	13-34	WASHINGTON	(44,506)
12/20	W	20-19	at Denver	(74,502)
12/27	L	9-23	at Cleveland	(67,964)
1/3	L	13-21	BALTIMORE	(38,400)

**2010 (8-8)**

9/12	L	13-38	at Tennessee	(69,143)
9/19	W	16-14	ST. LOUIS	(48,396)
9/26	L	23-24	at Arizona	(62,439)
10/3	L	24-31	HOUSTON	(32,218)
10/10	W	35-27	SAN DIEGO	(48,278)
10/17	L	9-17	at San Francisco	(69,732)
10/24	W	50-14	at Denver	(75,835)
10/31	W	33-3	SEATTLE	(35,721)
11/7	W	23-20 (OT)	KANSAS CITY	(61,075)
11/21	L	3-35	at Pittsburgh	(64,987)
11/28	L	17-33	MIAMI	(48,946)
12/5	W	28-13	at San Diego	(68,183)
12/12	L	31-38	at Jacksonville	(62,570)
12/19	W	39-23	DENVER	(44,246)
12/26	L	26-31	INDIANAPOLIS	(52,567)
1/2	W	31-10	at Kansas City	(67,045)

**HUE JACKSON**

Pacific

Career Record 8-8-0, .500

**2011 (8-8)**

9/12	W	23-20	at Denver	(75,671)*
9/18	L	35-38	at Buffalo	(68,191)
9/25	W	34-24	N.Y. JETS	(61,546)
10/2	L	19-31	NEW ENGLAND	(62,572)
10/9	W	25-20	at Houston	(71,420)
10/16	W	24-17	CLEVELAND	(57,300)
10/23	L	0-28	KANSAS CITY	(57,361)
11/6	L	24-38	DENVER	(58,125)
11/10	W	24-17	at San Diego	(68,109)*
11/20	W	27-21	at Minnesota	(62,748)
11/27	W	25-20	CHICAGO	(58,244)
12/4	L	14-34	at Miami	(57,225)
12/11	L	16-46	at Green Bay	(70,524)
12/18	L	27-28	DETROIT	(58,069)
12/24	W	16-13 (OT)	at Kansas City	(70,803)
1/1	L	26-38	SAN DIEGO	(58,721)

\*Night game



## NAME GAMES



## THE HEIDI GAME

Oakland 43, N.Y. Jets 32 | Nov. 17, 1968 | Oakland-Alameda County Coliseum

With NBC's national-television audience eagerly anticipating the conclusion of an AFL thriller, which due to injuries and penalties stretches past its allotted three hours, the network leaves the game to air its regularly scheduled movie, *Heidi*. Meanwhile, with most of the country believing Joe Namath and the Jets had won the game, Oakland scores two touchdowns in game's final minute. The following morning, the *New York Times* runs a front-page story on the controversy.



## THE IMMACULATE RECEPTION


Pittsburgh 13, Oakland 7 | Dec. 23, 1972 | Three Rivers Stadium


In what many have called the greatest and most controversial play of all-time, Steelers RB Franco Harris catches a deflected pass and scores a touchdown to give Pittsburgh a 13-7 win in an AFC Divisional playoff game. With seconds remaining and the Raiders leading, 7-6, Terry Bradshaw's fourth-down pass, intended for Frenchy Fuqua, ricochets toward the line of scrimmage, possibly off Raiders DB Jack Tatum. At the moment Harris acquires the deflection, a goal post blocks him in the only camera angle that can prove whether the ball touches the turf.

## THE SEA OF HANDS

Oakland 28, Miami 26 | Dec. 21, 1974 | Oakland-Alameda County Coliseum

RB Clarence Davis hauls in a fourth-down pass from QB Ken Stabler to give the Raiders a 28-26 victory and advance Oakland to the AFC Championship game. Stabler – who had thrown for three earlier TDs, all amazing catches – escapes the grasp of Vern Den Herder and, falling forward, shot puts the ball to Davis, who secures the last-second catch as three Dolphins converge on him. The win ends the Dolphins' quest for three straight Super Bowl victories.





## GHOST TO THE POST

Oakland 37, Baltimore Colts 31 (OT) | Dec. 24, 1977 | Baltimore Memorial Stadium

After several lead changes and Oakland down, 31-28, Dave “The Ghost” Casper runs a post pattern and catches a 42-yard pass from Ken Stabler to set up Errol Mann’s game-tying field goal in the final seconds of regulation. After a scoreless first overtime, Casper then gives the Raiders a victory early in the sixth quarter with a 10-yard touchdown catch, ending one of the longest games in NFL history and sending Oakland to the AFC Championship game.

## THE HOLY ROLLER


Oakland 21, San Diego 20 | Sept. 10, 1978 | Jack Murphy Stadium

With 10 seconds left and Oakland down 20-14, Chargers LB Woodrow Lowe harasses Ken Stabler, grabbing his throwing arm. Somehow, Stabler wills the ball forward to the 12-yard line and Pete Banaszak, who knows the game is over if he’s tackled. The RB whips it forward to a stumbling Dave Casper, who dribbles it the final 4 yards over the goal line before falling on the fumble in the end zone with no time remaining. The ensuing extra point gives Oakland a 21-20 win after what legendary Voice of the Raiders Bill King describes as “...the most zany, unbelievable, absolutely impossible dream of a play!”

## RED RIGHT 88

Oakland 14, Cleveland 12 | Jan. 4, 1981 | Cleveland Municipal Stadium

With Oakland trailing by two points in the final minute of regulation and the Browns at the 13-yard line, Raiders S Mike Davis picks off Brian Sipe in the end zone to advance the eventual Super Bowl XV champion to the AFC Championship game. At the time the coldest NFL game since the Ice Bowl, the contest gets its name from the offensive play, called by Browns coach Sam Rutigliano after a timeout, in part because of the conditions and his injured kicker. Davis jumps the route in front of intended receiver Ozzie Newsome.



## THE TUCK GAME

New England 16, Oakland 13 (OT) | Jan. 19, 2002 | Foxborough Stadium

With the Raiders up 13-10 and less than two minutes left in regulation of a snowy AFC Divisional playoff, Patriots QB Tom Brady loses a fumble forced by a Charles Woodson sack and recovered by Oakland. After review, officials rule the play an incomplete pass, citing Rule 3, Section 22, Article 2, Note 2: “When player is holding the ball to pass it forward, any intentional forward movement of his arm starts a forward pass – even if the player loses possession of the ball as he is attempting to tuck it back toward his body.” After a game-saving field goal, the Patriots win in overtime, in Jon Gruden’s final game as Raiders head coach.

## PRESEASON RESULTS

## PRESEASON VS. ALL OPPONENTS

Opponent	First mtg	W	L	T	Pct	Opponent	First mtg	W	L	T	Pct
Arizona Cardinals	1976	7	5	0	.583	Minnesota Vikings	1973	1	3	0	.250
Atlanta Falcons	1974	3	1	0	.750	New England Patriots	1960	6	5	1	.545
Buffalo Bills	1960	5	1	0	.833	New Orleans Saints	1990	2	3	0	.400
Chicago Bears	1977	5	4	0	.556	New York Jets	1960	7	2	0	.778
Cleveland Browns	1982	1	3	0	.250	Philadelphia Eagles	1970	3	2	0	.600
Dallas Cowboys	1972	18	9	0	.667	Pittsburgh Steelers	1970	1	2	0	.333
Denver Broncos	1961	7	4	0	.636	St. Louis Rams	1970	11	7	0	.611
Detroit Lions	1974	4	1	0	.800	San Diego Chargers	1960	7	7	0	.500
Green Bay Packers	1970	5	3	0	.625	San Francisco 49ers	1967	19	20	0	.487
Houston Texans	2005	0	1	0	.000	Seattle Seahawks	1976	3	7	0	.300
Indianapolis Colts	1968	2	4	0	.333	Tampa Bay Buccaneers	1998	0	1	0	.000
Kansas City Chiefs	1960	1	8	0	.111	Tennessee Titans	1961	5	5	0	.500
Miami Dolphins	1984	0	3	0	.000	Washington Redskins	1980	1	4	0	.200
						<b>TOTALS</b>		<b>124</b>	<b>115</b>	<b>1</b>	<b>.519</b>

## PRESEASON RESULTS

## 1960 (2-3)

7/31	L	13-20	DALLAS TEXANS (Kezar)	(12,000)
8/13	W	23-17	N.Y. Titans at Sacramento	(9,551)*
8/19	L	17-24	L.A. CHARGERS (Kezar)	(6,521)
8/24	W	26-21	at Buffalo	(17,071)
8/28	L	14-28	Boston at Amherst, Mass.	(3,500)

## 1961 (1-3)

8/3	L	17-35	Houston at Honolulu	(12,500)
8/10	L	21-48	Denver at Spokane	(6,500)
8/27	L	7-35	at San Diego	(10,436)
9/4	W	49-12	DENVER (Candlestick)	(6,300)

## 1962 (1-4)

8/4	L	3-13	Dallas Texans at Atlanta	(8,000)
8/11	W	21-20	Boston at Providence, R.I.	(9,000)
8/18	L	6-22	Dallas Texans at Midland, Texas	(10,000)
8/26	L	27-33	SAN DIEGO (Youell)	(17,053)
8/31	L	12-41	Denver at Stockton	(5,000)

## 1963 (3-2)

8/4	W	24-17	BOSTON (Youell)	(9,721)
8/11	W	35-19	DENVER (Youell)	(9,655)
8/17	L	21-35	Kansas City at Seattle	(13,500)
8/23	W	43-16	NEW YORK JETS (Youell)	(8,317)
8/31	L	3-13	at San Diego	(17,517)

## 1964 (3-2)

8/9	L	14-21	KANSAS CITY (Youell)	(11,118)
8/14	W	20-7	at Denver	(13,545)
8/23	W	34-31	BUFFALO (Youell)	(10,243)
8/29	W	34-20	Houston at Las Vegas	(8,500)
9/5	L	10-24	at San Diego	(16,746)

\* Night game

## 1965 (3-2)

8/7	W	10-3	at San Diego	(27,168)
8/14	L	17-27	Denver at Salt Lake City	(18,000)
8/22	W	23-6	KANSAS CITY (Youell)	(13,582)
8/28	L	17-46	San Diego at Portland, Ore.	(15,234)
9/4	W	30-20	Denver at Sacramento	(14,550)

## 1966 (2-2)

8/2	L	17-26	at Houston	(36,935)
8/13	W	17-7	at San Diego	(17,097)
8/20	L	10-21	Boston at Anaheim	(36,038)
8/28	W	52-21	at Denver	(14,074)

## 1967 (2-3)

8/5	W	24-23	SAN DIEGO	(24,855)*
8/12	W	24-7	HOUSTON	(23,847)*
8/19	L	0-48	Kansas City at Portland, Ore.	(13,352)*
8/27	L	17-21	Denver at North Platte, Neb.	(6,600)
9/3	L	10-13	SAN FRANCISCO	(53,254)

## 1968 (3-2)

8/3	L	12-14	BALTIMORE	(51,154)*
8/10	W	37-7	SAN DIEGO	(38,922)*
8/24	L	21-31	at Kansas City	(43,769)*
9/1	W	26-19	at San Francisco (Kezar)	(57,583)
9/7	W	23-7	Denver at Portland, Ore.	(18,031)*

## 1969 (2-3)

8/2	L	17-23	Kansas City at Birmingham, Ala.	(21,000)*
8/9	L	30-34	BALTIMORE	(51,246)*
8/16	L	7-10	at San Diego	(35,940)
8/25	W	24-6	NEW YORK JETS	(52,927)*
8/31	W	42-28	SAN FRANCISCO	(52,122)

## 1970 (2-4)

8/8	L	21-33	BALTIMORE	(53,519)
8/17	W	30-19	at Philadelphia	(50,853)
8/22	L	23-34	at L.A. Rams	(67,497)
8/30	L	7-37	GREEN BAY	(53,395)
9/6	W	31-17	at San Francisco	(55,521)
9/12	L	6-20	PITTSBURGH	(53,005)

## 1971 (5-1)

8/9	L	24-25	PHILADELPHIA	(53,706)*
8/14	W	41-20	NEW YORK JETS	(53,883)*
8/21	W	20-7	L.A. RAMS (Berkeley)	(67,739)
8/28	W	17-13	at Green Bay	(56,263)*
9/4	W	34-28	SAN FRANCISCO	(53,896)*
9/11	W	24-3	Baltimore at Jacksonville, Fla.	(50,212)*

## 1972 (4-2)

8/5	W	31-24	NEW ENGLAND	(53,861)*
8/14	W	16-0	BALTIMORE	(53,827)*
8/19	W	34-9	at L.A. Rams	(60,762)*
8/26	W	31-13	BUFFALO (Berkeley)	(60,046)
9/3	L	21-34	at San Francisco	(61,237)*
9/9	L	10-16	at Dallas	(62,807)*





**1973 (4-1-1)**

8/5	T	17-17
8/11	W	27-26
8/18	W	16-3
8/25	L	10-34
9/1	W	23-17
9/8	W	17-7

**1974 (5-1)**

8/3	W	27-7
8/10	W	28-16
8/16	W	41-10
8/24	L	14-25
9/2	W	20-19
9/7	W	31-6

**1975 (5-1)**

8/10	W	34-0
8/17	W	24-21
8/23	W	22-7
8/30	W	40-21
9/5	W	31-20
9/11	L	0-6

**1976 (5-1)**

7/31	W	27-14
8/7	W	20-9
8/13	W	41-17
8/21	L	14-23
8/29	W	14-9
9/4	W	45-28

**1977 (4-2)**

8/8	W	40-0
8/13	L	13-20
8/18	L	10-12
8/27	W	35-7
9/3	W	33-0
9/9	W	21-0

**1978 (2-2)**

8/5	W	14-13
8/12	L	7-21
8/20	W	31-14
8/26	L	3-28

**1979 (3-2)**

7/28	W	20-13
8/4	L	14-20 (OT)
8/11	W	41-10
8/18	L	14-35
8/25	W	48-21

**1980 (2-2)**

8/9	L	14-33
8/16	W	31-29
8/23	L	17-34
8/30	W	24-23

**1981 (2-2)**

8/8	W	17-16
8/15	L	14-34
8/22	L	21-23
8/29	W	21-7

**1982 (2-2)**

8/14	W	17-14
8/21	L	16-30
8/29	W	24-3
9/4	L	10-37

at New England	(43,914)*
DALLAS	(53,723)*
L.A. RAMS (Berkeley)	(57,549)
MINNESOTA (Berkeley)	(57,515)
SAN FRANCISCO	(53,612)
at Buffalo	(70,128)

DALLAS	(41,048)*
ATLANTA (Berkeley)	(34,319)
at Detroit	(30,055)*
PHILADELPHIA	(53,077)*
at San Francisco	(52,538)*
NEW YORK JETS (Berkeley)	(55,417)

DETROIT (Berkeley)	(52,524)
PITTSBURGH (Berkeley)	(57,937)
at Atlanta	(43,151)*
SAN FRANCISCO	(52,866)*
at Dallas	(41,117)*
at L.A. Rams	(68,630)*

DALLAS	(52,391)*
St. Louis at Phoenix, Ariz.	(33,216)*
at NY Jets (Yankee Stadium)	(10,726)*
L.A. RAMS	(52,615)*
at San Francisco	(52,704)
SEATTLE	(51,487)*

HOUSTON	(51,777)*
CHICAGO	(52,908)*
at Seattle	(62,187)*
SAN DIEGO	(52,346)*
SAN FRANCISCO	(53,442)*
at L.A. Rams	(57,031)*

at Chicago	(54,758)*
NEW ENGLAND	(53,335)*
at San Francisco	(58,858)
L.A. RAMS	(53,776)*

Dallas at Canton, Ohio	(20,648)
at L.A. Rams	(54,575)
SAN FRANCISCO	(53,503)*
at New England	(46,518)
BUFFALO	(52,440)*

at San Francisco	(55,585)
NEW ENGLAND	(41,640)*
at Washington	(47,547)*
PHILADELPHIA	(41,230)*

ATLANTA	(42,897)*
at Green Bay	(55,151)*
at New England	(43,032)
SAN FRANCISCO	(51,192)*

at San Francisco	(61,065)
at Detroit	(58,924)*
GREEN BAY	(54,268)*
CLEVELAND	(53,460)*

**1983 (1-3)**

8/6	W	26-23 (OT)
8/13	L	17-20
8/20	L	21-27
8/26	L	17-20

SAN FRANCISCO	(41,337)*
at New York Jets	(51,454)*
CHICAGO	(41,832)*
at Cleveland	(64,496)*

**1984 (1-3)**

8/4	L	10-13
8/10	W	21-20
8/19	L	23-29
8/24	L	14-20

at San Francisco	(61,361)*
at Washington	(55,415)*
MIAMI	(47,060)
NEW YORK JETS	(53,072)*

**1985 (1-3)**

8/10	L	21-28
8/18	L	9-14
8/24	L	17-23
8/30	W	26-7

SAN FRANCISCO	(61,784)*
WASHINGTON	(56,938)
MIAMI	(55,414)*
at Cleveland	(44,826)*

**1986 (2-2)**

8/10	L	0-32
8/16	W	24-19
8/22	W	24-10
8/28	L	22-25

at San Francisco	(61,834)
DALLAS	(60,248)*
NEW ENGLAND	(52,061)*
CLEVELAND	(57,780)*

**1987 (1-3)**

8/15	L	16-42
8/22	L	3-7
8/30	W	34-10
9/5	L	17-20

SAN FRANCISCO	(53,838)*
BUFFALO	(47,281)*
at Dallas	(50,729)*
CHICAGO	(56,682)

**1988 (1-3)**

8/6	L	10-24
8/13	L	17-27
8/20	L	27-45
8/26	W	37-22

at San Francisco	(64,457)*
DALLAS	(50,071)
WASHINGTON	(45,982)*
Chicago	(63,079)*

**1989 (0-4)**

8/12	L	7-37
8/19	L	20-27
8/26	L	21-23
9/2	L	38-41

SAN FRANCISCO	(36,739)*
DALLAS	(39,154)*
Houston at Oakland	(50,642)*
CHICAGO	(38,061)

**1990 (4-1)**

8/5	L	10-17
8/11	W	23-13
8/18	W	16-14
8/24	W	20-3
9/1	W	34-7

New Orleans at London, England	(63,106)*
at San Francisco	(66,455)*
DALLAS	(31,120)
at Chicago	(66,946)*
SAN DIEGO	(30,326)

**1991 (3-2)**

7/27	L	17-24
8/3	L	17-19
8/12	W	13-10
8/17	W	13-10
8/23	W	17-7

SAN FRANCISCO	(51,513)
Miami at Tokyo, Japan	(51,122)*
at Dallas	(55,981)*
CHICAGO	(35,538)
at San Diego	(48,509)*

**1992 (1-3)**

8/8	L	10-24
8/15	L	16-19 (OT)
8/22	L	23-27
8/29	W	30-26

at San Francisco	(52,505)*
at L.A. Rams	(61,113)*
WASHINGTON	(53,424)
HOUSTON	(50,084)

**1993 (2-3)**

7/31	W	19-3
8/8	L	0-27
8/14	L	7-13
8/20	L	7-18
8/28	W	20-19

vs. Green Bay at Canton, Ohio	(23,863)
vs. San Francisco at Palo Alto	(82,908)
at Dallas	(62,557)*
at Indianapolis	(45,959)*
at L.A. Rams	(50,438)*



## PRESEASON RESULTS

## 1994 (4-1)

7/31	W	25-22 (OT)	Denver at Barcelona, Spain	(37,406)*
8/7	W	27-19	at Dallas	(61,932)*
8/13	L	17-27	at Pittsburgh	(58,058)*
8/20	W	29-20	at L.A. Rams	(50,315)*
8/27	W	24-23	at Houston	(50,182)

## 1995 (3-1)\*\*\*

8/5	W	27-14	at Dallas	(62,031)*
8/12	W	27-22	ST. LOUIS	(50,000)
8/18	L	17-20	at Minnesota	(45,306)*
8/25	W	32-24	NEW ENGLAND at Palo Alto	(51,709)*

## 1996 (2-3)

7/27	L	34-35	at Dallas	(61,524)*
8/2	W	26-3	at Arizona	(36,869)*
8/8	L	19-24	SEATTLE	(38,219)
8/15	L	6-27	at Atlanta	(30,553)*
8/23	W	44-27	N.Y. JETS	(40,795)*

## 1997 (2-2)

8/3	W	34-27	at Dallas	(61,028)*
8/8	L	24-37	GREEN BAY	(42,956)
8/16	W	18-16	NEW ORLEANS	(36,771)
8/22	L	13-15	at Arizona	(38,408)*

## 1998 (2-2)

8/8	W	16-3	at Dallas	(61,040)*
8/16	W	27-21	at Green Bay	(60,067)
8/24	L	7-41	TAMPA BAY	(32,017)*
8/29	L	14-21	ARIZONA	(31,858)

## 1999 (3-1)

8/7	W	18-17	at St. Louis	(45,449)*
8/15	W	10-3	DALLAS	(37,000)
8/30	L	8-16	SAN FRANCISCO	(61,901)*
9/3	W	43-7	ARIZONA	(42,076)

## 2000 (3-1)

8/5	L	17-31	at St. Louis	(64,125)
8/13	W	21-20	at Dallas	(56,878)
8/18	W	23-17	DETROIT	(32,365)
8/24	W	20-0	SEATTLE	(32,012)

## 2001 (3-2)

8/4	W	21-14	DALLAS	(37,978)*
8/11	W	10-7	at Arizona	(33,482)*
8/19	L	17-20	at San Francisco	(67,817)
8/27	L	6-21	Dallas at Mexico City, Mexico	(88,309)*
8/31	W	24-13	GREEN BAY	(38,783)*

## 2002 (2-2)

8/8	L	6-20	at Dallas	(62,836)*
8/15	L	14-24	at Tennessee	(68,531)*
8/24	W	17-10	SAN FRANCISCO	(40,120)*
8/29	W	31-3	ARIZONA	(35,738)*

## 2003 (1-3)

8/8	W	7-6	ST. LOUIS	(37,341)*
8/14	L	10-14	at San Francisco	(65,856)*
8/22	L	6-21	MINNESOTA	(37,411)*
8/28	L	13-52	at Dallas	(53,078)*

## 2004 (3-1)

8/14	W	30-33	at San Francisco	(63,854)*
8/21	L	20-21	DALLAS	(35,000)*
8/28	W	17-16	at Arizona	(35,070)*
9/2	W	28-24	ST. LOUIS	(38,499)*

## 2005 (1-3)

8/13	L	13-21	at San Francisco	(61,446)*
8/20	L	17-19	at Houston	(70,116)*
8/26	L	16-17	ARIZONA	(36,408)*
9/1	W	13-6	NEW ORLEANS	(32,191)*

## 2006 (4-1)

8/6	W	16-10	Philadelphia at Canton, Ohio	(22,200)*
8/14	W	16-13	at Minnesota	(63,278)*
8/20	W	23-7	SAN FRANCISCO	(47,849)*
8/25	W	21-3	DETROIT	(43,889)*
8/31	L	7-30	at Seattle	(67,158)*

## 2007 (2-2)

8/11	W	27-23	Arizona	(39,911)*
8/18	L	21-26	at San Francisco	(68,107)*
8/24	W	20-10	St. Louis	(44,131)*
8/30	L	14-19	at Seattle	(66,700)*

## 2008 (1-3)

8/8	W	18-6	SAN FRANCISCO	(52,609)*
8/15	L	16-17	at Tennessee	(69,143)*
8/23	L	0-24	ARIZONA	(39,331)*
8/29	L	16-23	at Seattle	(67,163)*

## 2009 (1-3)

8/13	W	31-10	DALLAS	(33,165)*
8/22	L	20-21	at San Francisco	(61,907)*
8/29	L	7-45	NEW ORLEANS	(32,585)
9/3	L	21-31	at Seattle	(66,687)*

## 2010 (3-1)

8/12	W	17-9	at Dallas	(72,282)*
8/21	W	32-17	at Chicago	(60,207)*
8/28	L	24-28	SAN FRANCISCO	(42,240)*
9/2	W	27-24	SEATTLE	(23,957)*

## 2011 (0-4)

8/11	L	18-24	ARIZONA	(25,699)*
8/20	L	3-17	at San Francisco	(69,732)*
8/28	L	20-40	NEW ORLEANS	(34,322)*
9/2	L	3-20	at Seattle	(65,418)*

\*Night game

\*\*\*First season of Raiders return to Oakland



*(League Games Only)*

## RAIDERS vs. \*ARIZONA

*Raiders lead series, 5-3*

1973	Oakland 17, at St. Louis 10
1983	St. Louis 34, at Los Angeles 24
1989	at Los Angeles 16, Phoenix 14
1998	Oakland 23, at Arizona 20
2001	Arizona 34, at Oakland 31 (OT)
2002	Oakland 41, at Arizona 20
2006	at Oakland 22, Arizona 9
2010	at Arizona 24, Oakland 23

\*Franchise in St. Louis prior to 1988; known as Phoenix Cardinals prior to 1994.

## RAIDERS vs. ATLANTA

*Raiders lead series, 7-5*

1971	at Atlanta 24, Oakland 13
1975	at Oakland 37, Atlanta 34 (OT)
1979	at Oakland 50, Atlanta 19
1982	Los Angeles 38, at Atlanta 14
1985	Los Angeles 34, at Atlanta 24
1988	Atlanta 12, at Los Angeles 6
1991	at Atlanta 21, Los Angeles 17
1994	at Los Angeles 30, Atlanta 17
1997	Oakland 36, at Atlanta 31
2000	at Oakland 41, Atlanta 14
2004	at Atlanta 35, Oakland 10
2008	Atlanta 24, at Oakland 0

## RAIDERS vs. BALTIMORE

*Baltimore leads series, 5-1*

1996	at Baltimore 19, Oakland 14
1998	at Baltimore 13, Oakland 10
2003	at Oakland 20, Baltimore 12
2006	at Baltimore 28, Oakland 6
2008	at Baltimore 29, Oakland 10
2009	Baltimore 21, at Oakland 13

## RAIDERS vs. BUFFALO

*Raiders lead series, 19-17*

1960	at Buffalo 38, Oakland 9
	at Oakland 20, Buffalo 7
1961	Oakland 31, at Buffalo 22
	Buffalo 26, at Oakland 21
1962	at Buffalo 14, Oakland 6
	Buffalo 10, at Oakland 6
1963	at Oakland 35, Buffalo 17
	at Buffalo 12, Oakland 0
1964	at Buffalo 23, Oakland 20
	at Oakland 16, Buffalo 13
1965	at Buffalo 17, Oakland 12
	Buffalo 17, at Oakland 14
1966	Buffalo 31, at Oakland 10
1967	Oakland 24, at Buffalo 20
	at Oakland 28, Buffalo 21
1968	Oakland 48, at Buffalo 6
	at Oakland 13, Buffalo 10
1969	at Oakland 50, Buffalo 21
1972	at Oakland 28, Buffalo 16
1974	at Buffalo 21, Oakland 20
1977	at Oakland 34, Buffalo 13
1980	at Buffalo 24, Oakland 7
1983	Los Angeles 27, at Buffalo 24
1987	at Los Angeles 34, Buffalo 21
1988	at Los Angeles 37, Los Angeles 21
1990	at Buffalo 38, Los Angeles 24
1991	Buffalo 30, at Los Angeles 27 (OT)
1992	at Los Angeles 20, Buffalo 3
1993	Los Angeles 25, at Buffalo 24
1998	at Buffalo 44, Oakland 21
1999	Oakland 20, at Buffalo 14
2002	Oakland 49, at Buffalo 31
2004	at Oakland 13, Buffalo 10
2005	at Oakland 38, Buffalo 17
2008	at Buffalo 24, Oakland 23
2011	at Buffalo 38, Oakland 35

## RAIDERS vs. CAROLINA

*Series tied at 2-2*

1997	at Carolina 38, Oakland 14
2000	at Oakland 52, Carolina 9
2004	Oakland 27, at Carolina 24
2008	Carolina 17, at Oakland 6

## RAIDERS vs. CHICAGO

*Raiders lead series, 7-6*

1972	at Oakland 28, Chicago 21
1976	Oakland 28, at Chicago 27
1978	Oakland 25, at Chicago 19 (OT)
1981	Chicago 23, at Oakland 6
1984	at Chicago 17, Los Angeles 6
1987	Chicago 6, at Los Angeles 3
1990	at Los Angeles 24, Chicago 10
1993	Los Angeles 16, at Chicago 14
1996	at Chicago 19, Oakland 17
1999	at Oakland 24, Chicago 17
2003	at Chicago 24, Oakland 21
2007	Chicago 17, at Oakland 6
2011	at Oakland 25, Chicago 20

## RAIDERS vs. CINCINNATI

*Raiders lead series, 18-8*

1968	at Oakland 31, Cincinnati 10
	Oakland 34, at Cincinnati 0
1969	at Cincinnati 31, Oakland 17
	at Oakland 37, Cincinnati 17
1970	at Cincinnati 31, Oakland 21
1971	at Oakland 31, Cincinnati 27
1972	Oakland 20, at Cincinnati 14
1974	at Oakland 30, Cincinnati 27
1975	at Cincinnati 14, Oakland 10
1976	at Oakland 35, Cincinnati 20
1978	Oakland 34, at Cincinnati 21
1980	at Oakland 28, Cincinnati 17
1982	at Cincinnati 31, Los Angeles 17
1983	Los Angeles 20, at Cincinnati 10
1985	at Los Angeles 13, Cincinnati 6
1988	Cincinnati 45, at Los Angeles 21
1989	at Los Angeles 28, Cincinnati 7
1990	at Los Angeles 24, Cincinnati 7
1991	Los Angeles 38, at Cincinnati 14
1992	at Cincinnati 24, Los Angeles 21 (OT)
1993	at Cincinnati 16, Los Angeles 10
1995	Oakland 20, at Cincinnati 17
1998	at Oakland 27, Cincinnati 10
2003	at Oakland 23, Cincinnati 20
2006	at Cincinnati 27, Oakland 10
2009	at Oakland 20, Cincinnati 17

## RAIDERS vs. CLEVELAND

*Raiders lead series, 11-8*

1970	at Oakland 23, Cleveland 20
1971	Oakland 34, at Cleveland 20
1973	Cleveland 7, at Oakland 3
1974	Oakland 40, at Cleveland 24
1975	at Oakland 38, Cleveland 17
1977	Oakland 26, at Cleveland 10
1979	at Oakland 19, Cleveland 14
1985	Los Angeles 21, at Cleveland 20
1986	at Los Angeles 27, Cleveland 14
1987	Cleveland 24, at Los Angeles 17
1992	Cleveland 28, at Los Angeles 16
1993	Cleveland 19, at Los Angeles 16
2000	at Oakland 36, Cleveland 10
2003	at Cleveland 13, Oakland 7
2005	Cleveland 9, at Oakland 7
2006	Cleveland 24, at Oakland 21
2007	at Oakland 26, Cleveland 24
2009	at Cleveland 23, Oakland 9
2011	at Oakland 24, Cleveland 17

## RAIDERS vs. DALLAS

*Raiders lead series, 6-4*

1974	at Oakland 27, Dallas 23
1980	Dallas 19, at Oakland 13
1983	Los Angeles 40, at Dallas 38
1986	Los Angeles 17, at Dallas 13
1992	Dallas 28, at Los Angeles 13
1995	Dallas 34, at Oakland 21
1998	Oakland 13, at Dallas 12
2001	at Oakland 28, Dallas 21
2005	at Oakland 19, Dallas 13
2009	at Dallas 24, Oakland 7

## RAIDERS vs. DENVER

*Raiders lead series, 59-42-2*

1960	at Denver 31, Oakland 14
	at Oakland 48, Denver 10
1961	at Oakland 33, Denver 19
	at Denver 27, Oakland 24
1962	at Denver 44, Oakland 7
	Denver 23, at Oakland 6
1963	Oakland 26, at Denver 10
	at Oakland 35, Denver 31
1964	at Oakland 40, Denver 7
	at Denver 20, Oakland 20
1965	Oakland 28, at Denver 20
	at Oakland 24, Denver 13
1966	Oakland 17, at Denver 3
	at Oakland 28, Denver 10
1967	at Oakland 51, Denver 0
	Oakland 21, at Denver 17
1968	Oakland 43, at Denver 7
	at Oakland 33, Denver 27
1969	Oakland 24, at Denver 14
	at Oakland 41, Denver 10
1970	at Oakland 35, Denver 23
	Oakland 24, at Denver 19
1971	Oakland 27, at Denver 16
	at Oakland 21, Denver 13
1972	Denver 30, at Oakland 23
	Oakland 37, at Denver 20
1973	at Denver 23, Oakland 23
	at Oakland 21, Denver 17
1974	Oakland 28, at Denver 17
	Denver 20, at Oakland 17
1975	Oakland 42, at Denver 17
	at Oakland 17, Denver 10
1976	Oakland 17, at Denver 10
	at Oakland 19, Denver 6
1977	Denver 30, at Oakland 7
	Oakland 24, at Denver 14
1978	at Denver 14, Oakland 6
	Denver 21, at Oakland 6
1979	at Oakland 27, Denver 3
	Oakland 14, at Denver 10
1980	at Oakland 9, Denver 3
	Oakland 24, at Denver 21
1981	at Denver 9, Oakland 7
	Denver 17, at Oakland 0
1982	at Los Angeles 27, Denver 10
1983	Los Angeles 22, at Denver 7
	at Los Angeles 22, Denver 20
1984	at Denver 16, Los Angeles 13
	Denver 22, at Los Angeles 19 (OT)
1985	at Los Angeles 31, Denver 28 (OT)
	Los Angeles 17, at Denver 14 (OT)
1986	at Denver 38, Los Angeles 36
	Denver 21, at Los Angeles 10
1987	at Denver 30, Los Angeles 14
	Denver 23, at Los Angeles 17
1988	Los Angeles 30, at Denver 27 (OT)
	at Los Angeles 21, Denver 20
1989	at Denver 31, Los Angeles 21
	at Los Angeles 16, Denver 13 (OT)
1990	at Los Angeles 14, Denver 9
	Los Angeles 23, at Denver 20

# OPPONENT BY SERIES

1991	at Los Angeles 16, Denver 13
1992	Los Angeles 17, at Denver 16
1992	at Denver, 17, Los Angeles 13
1993	at Los Angeles 23, at Denver 20
1993	at Los Angeles 33, Denver 30 (OT)
1994	Los Angeles 48, at Denver 16
1994	at Los Angeles 23, Denver 13
1995	at Denver 27, Oakland 0
1995	Denver 31, at Oakland 28
1996	Denver 22, at Oakland 21
1996	at Denver 24, Oakland 19
1997	at Oakland 28, Denver 25
1997	at Denver 31, Oakland 3
1998	Denver 34, at Oakland 17
1998	at Denver 40, Oakland 14
1999	Denver 16, at Oakland 13
1999	at Denver 27, Oakland 21 (OT)
2000	Denver 33, at Oakland 24
2000	at Denver 27, Oakland 24
2001	at Oakland 38, Denver 28
2001	at Denver 23, Oakland 17
2002	Oakland 34, at Denver 10
2002	at Oakland 28, Denver 16
2003	at Denver 31, Oakland 10
2003	Denver 22, at Oakland 8
2004	Denver 31, at Oakland 3
2004	Oakland 25, at Denver 24
2005	Denver 31, at Oakland 17
2005	at Denver 22, Oakland 3
2006	at Denver 13, Oakland 3
2006	Denver 17, at Oakland 13
2007	at Denver 23, Oakland 20 (OT)
2007	at Oakland 34, Denver 20
2008	Denver 41, at Oakland 14
2008	Oakland 31, at Denver 10
2009	Denver 23, at Oakland 3
2009	Oakland 20, at Denver 19
2010	Oakland 59, at Denver 14
2010	at Oakland 39, Denver 23
2011	Oakland 23, at Denver 20
2011	Denver 38, at Oakland 24

## RAIDERS vs. DETROIT

*Raiders lead series, 6-5*

1970	at Detroit 28, Oakland 14
1974	at Oakland 35, Detroit 13
1978	at Oakland 29, Detroit 17
1981	at Detroit 16, Oakland 0
1984	Los Angeles 24, at Detroit 3
1987	at Los Angeles 27, Detroit 7
1990	Los Angeles 38, at Detroit 31
1996	at Oakland 37, Detroit 21
2003	at Detroit 23, Oakland 13
2007	Detroit 36, at Oakland 21
2011	Detroit 28, at Oakland 27

## RAIDERS vs. GREEN BAY

*Green Bay leads series, 6-5*

1972	Oakland 20, at Green Bay 14
1976	at Oakland 18, Green Bay 14
1978	Oakland 28, at Green Bay 3
1984	at Los Angeles 28, Green Bay 7
1987	Los Angeles 20, at Green Bay 0
1990	Green Bay 29, at Los Angeles 16
1993	at Green Bay 28, Los Angeles 0
1999	at Green Bay 28, Oakland 24
2003	Green Bay 41, at Oakland 7
2007	at Green Bay 38, Oakland 7
2011	at Green Bay 46, Oakland 16

## RAIDERS vs. HOUSTON

*Houston leads series, 5-2*

2004	at Houston 30, Oakland 17
2006	Houston 23, at Oakland 14
2007	Houston 24, at Oakland 17
2008	at Oakland 27, Houston 16
2009	at Houston 29, Oakland 6
2010	Houston 31, at Oakland 24
2011	Oakland 25, at Houston 20

## RAIDERS vs. \*INDIANAPOLIS

*Raiders lead series, 7-5*

1971	Baltimore 37, at Oakland 14
1973	Oakland 34, at Baltimore 21
1975	Oakland 31, at Baltimore 20
1984	at Los Angeles 21, Indianapolis 7
1986	Indianapolis 30, at Los Angeles 24
1991	at Los Angeles 16, Indianapolis 0
1995	at Oakland 30, Indianapolis 17
2000	Oakland 38, at Indianapolis 31
2001	Oakland 23, at Indianapolis 18
2004	at Indianapolis 35, Oakland 14
2007	Indianapolis 21, at Oakland 14
2010	Indianapolis 31, at Oakland 26

*\*Franchise in Baltimore prior to 1984.*

## RAIDERS vs. JACKSONVILLE

*Jacksonville leads series, 4-1*

1996	at Oakland 17, Jacksonville 3
1997	Jacksonville 20, at Oakland 9
2004	Jacksonville 13, at Oakland 6
2007	at Jacksonville 49, Oakland 11
2010	at Jacksonville 38, Oakland 31

## RAIDERS vs. \*KANSAS CITY

*Kansas City leads series, 53-49-2*

1960	Dallas 34, at Oakland 16
1960	Oakland 20, at Dallas 19
1961	Dallas 42, at Oakland 35
1961	at Dallas 43, Oakland 11
1962	Dallas 26, at Oakland 16
1962	at Dallas 35, Oakland 7
1963	at Oakland 10, Kansas City 7
1963	Oakland 22, at Kansas City 7
1964	Kansas City 21, at Oakland 9
1964	at Kansas City 42, Oakland 7
1965	at Oakland 37, Kansas City 10
1965	at Kansas City 14, Oakland 7
1966	Kansas City 32, at Oakland 10
1966	Oakland 34, at Kansas City 13
1967	at Oakland 23, Kansas City 21
1967	Oakland 44, at Kansas City 22
1968	at Kansas City 24, Oakland 10
1968	at Oakland 38, Kansas City 21
1969	Oakland 27, at Kansas City 24
1969	at Oakland 10, Kansas City 6
1970	Oakland 17, at Kansas City 17
1970	at Oakland 20, Kansas City 6
1971	at Oakland 20, Kansas City 20
1971	at Kansas City 16, Oakland 14
1972	at Kansas City 27, Oakland 14
1972	at Oakland 26, Kansas City 3
1973	at Kansas City 16, Oakland 3
1973	at Oakland 37, Kansas City 7
1974	at Oakland 27, Kansas City 7
1974	Oakland 7, at Kansas City 6
1975	at Kansas City 42, Oakland 10
1975	at Oakland 28, Kansas City 20
1976	Oakland 24, at Kansas City 21
1976	at Oakland 21, Kansas City 10
1977	Oakland 37, at Kansas City 28
1977	at Oakland 21, Kansas City 20
1978	at Oakland 28, Kansas City 6
1978	Oakland 20, at Kansas City 10
1979	at Kansas City 35, Oakland 7
1979	Kansas City 24, at Oakland 21
1980	Oakland 27, at Kansas City 14
1980	Kansas City 31, at Oakland 17

1981	at Kansas City 27, Oakland 0
1981	Kansas City 28, at Oakland 17
1982	Los Angeles 21, at Kansas City 16
1983	at Los Angeles 21, Kansas City 20
1983	Los Angeles 28, at Kansas City 20
1984	Los Angeles 22, at Kansas City 20
1984	at Los Angeles 17, Kansas City 7
1985	at Kansas City 36, Los Angeles 20
1985	at Los Angeles 19, Kansas City 10
1986	Los Angeles 24, at Kansas City 17
1986	Kansas City 20, at Los Angeles 17
1987	at Los Angeles 35, Kansas City 17
1987	at Kansas City 16, Los Angeles 10
1988	Los Angeles 27, at Kansas City 17
1988	at Los Angeles 17, Kansas City 10
1989	at Kansas City 24, Los Angeles 19
1989	at Los Angeles 20, Kansas City 14
1990	at Kansas City 9, Los Angeles 7
1990	Kansas City 27, at Los Angeles 24
1991	at Kansas City 24, Los Angeles 21
1991	Kansas City 27, at Los Angeles 21
1992	at Kansas City 27, Los Angeles 7
1992	at Los Angeles 28, Kansas City 7
1993	at Kansas City 24, Los Angeles 9
1993	Kansas City 31, at Los Angeles 20
1994	at Kansas City 13, Los Angeles 3
1994	Kansas City 19, at Los Angeles 9
1995	at Kansas City 23, Oakland 17 (OT)
1995	Kansas City 29, at Oakland 23
1996	at Kansas City 19, Oakland 3
1996	at Oakland 26, Kansas City 7
1997	Kansas City 28, at Oakland 27
1997	at Kansas City 30, Oakland 0
1997	at Kansas City 28, Oakland 8
1998	Kansas City 31, at Oakland 24
1999	Kansas City 37, at Oakland 34
1999	Oakland 41, at Kansas City 38 (OT)
2000	Oakland 20, at Kansas City 17
2000	at Oakland 49, Kansas City 31
2001	Oakland 27, at Kansas City 24
2001	at Oakland 28, Kansas City 26
2002	at Kansas City 20, Oakland 10
2002	at Oakland 24, Kansas City 0
2003	Kansas City 17, at Oakland 10
2003	at Kansas City 27, Oakland 24
2004	Kansas City 34, at Oakland 27
2004	at Kansas City 31, Oakland 30
2005	Kansas City 23, at Oakland 17
2005	at Kansas City 27, Oakland 23
2006	at Kansas City 17, Oakland 13
2006	Kansas City 20, at Oakland 9
2007	Kansas City 12, at Oakland 10
2007	Oakland 20, at Kansas City 17
2008	Oakland 23, at Kansas City 8
2008	Kansas City 20, at Oakland 13
2009	Oakland 13, at Kansas City 10
2009	Kansas City 16, at Oakland 10
2010	at Oakland 23, Kansas City 20 (OT)
2010	Oakland 31, at Kansas City 10
2011	Kansas City 28, at Oakland 0
2011	Oakland 16, at Kansas City 13 (OT)

*\*Known as Dallas Texans prior to 1963.*

## RAIDERS vs. MIAMI

*Raiders lead series, 16-14-1*

1966	Oakland 23, at Miami 14
1966	at Oakland 21, Miami 10
1967	at Oakland 31, Miami 17
1968	Oakland 47, at Miami 21
1969	at Oakland 20, Miami 17
1969	Oakland 20, at Miami 20
1970	at Miami 20, Oakland 13
1973	at Oakland 12, Miami 7
1975	Oakland 31, at Miami 21
1978	at Miami 23, Oakland 6
1979	at Oakland 13, Miami 3
1980	at Oakland 16, Miami 10





## OPPONENT BY SERIES

1981 Oakland 33, at Miami 17  
 1983 at Los Angeles 27, Miami 14  
 1984 Los Angeles 45, at Miami 34  
 1986 Los Angeles 30, at Miami 28  
 1988 Miami 24, at Los Angeles 14  
 1990 Los Angeles 13, at Miami 10  
 1992 at Miami 20, Los Angeles 7  
 1994 at Miami 20, Los Angeles 17 (OT)  
 1996 at Oakland 17, Miami 7  
 1997 Miami 34, at Oakland 16  
 1998 Miami 27, at Oakland 17  
 1999 Miami 16, at Oakland 9  
 2001 at Miami 18, Oakland 15  
 2002 at Miami 23, Oakland 17  
 2005 Miami 33, at Oakland 21  
 2007 Oakland 35, at Miami 17  
 2008 at Miami 17, Oakland 15  
 2010 Miami 33, at Oakland 17  
 2011 at Miami 34, Oakland 14

**RAIDERS vs. MINNESOTA***Raiders lead series, 9-4*

1973 at Minnesota 24, Oakland 16  
 1977 at Oakland 35, Minnesota 13  
 1978 at Oakland 27, Minnesota 20  
 1981 Oakland 36, at Minnesota 10  
 1984 at Los Angeles 23, Minnesota 20  
 1987 at Minnesota 31, Los Angeles 20  
 1990 Los Angeles 28, at Minnesota 24  
 1993 at Los Angeles 24, Minnesota 7  
 1996 Minnesota 16, at Oakland 13 (OT)  
 1999 Oakland 22, at Minnesota 17  
 2003 at Oakland 28, Minnesota 18  
 2007 at Minnesota 29, Oakland 22  
 2011 Oakland 27, at Minnesota 21

**RAIDERS vs. \*NEW ENGLAND***New England leads series, 15-14-1*

1960 at Oakland 27, Boston 14  
 at Boston 34, Oakland 28  
 1961 at Boston 20, Oakland 17  
 Boston 35, at Oakland 21  
 1962 at Boston 26, Oakland 16  
 at Oakland 20, Boston 0  
 1963 Boston 20, at Oakland 14  
 at Boston 20, Oakland 14  
 1964 Boston 17, at Oakland 14  
 Oakland 43, at Boston 43  
 1965 Oakland 24, at Boston 10  
 at Oakland 30, Boston 21  
 1966 at Boston 24, Oakland 21  
 1967 at Oakland 35, Boston 7  
 Oakland 48, at Boston 14  
 at Oakland 41, Boston 10  
 1969 Oakland 38, at Boston 23  
 1971 at New England 20, Oakland 6  
 at Oakland 41, New England 26  
 1976 at New England 48, Oakland 17  
 1978 New England 21, at Oakland 14  
 at Oakland 27, New England 17  
 1985 Los Angeles 35, at New England 20  
 1987 at New England 26, Los Angeles 23  
 1989 at Los Angeles 24, New England 21  
 1994 Los Angeles 21, at New England 17  
 2002 at Oakland 27, New England 20  
 2005 at New England 30, Oakland 20  
 2008 New England 49, at Oakland 26  
 2011 New England 31, at Oakland 19  
*\*Franchise in Boston prior to 1971.*

**RAIDERS vs. NEW ORLEANS***Series tied at 5-5-1*

1971 Oakland 21, at New Orleans 21

1975 at Oakland 48, New Orleans 10  
 1979 Oakland 42, at New Orleans 35  
 1985 at Los Angeles 23, New Orleans 33  
 1988 at New Orleans 20, Los Angeles 6  
 1991 at New Orleans 27, Los Angeles 0  
 1994 at Los Angeles 24, New Orleans 19  
 1997 New Orleans 13, at Oakland 10  
 2000 Oakland 31, at New Orleans 22  
 2004 New Orleans 31, at Oakland 26  
 2008 at New Orleans 34, Oakland 3

**RAIDERS vs. NEW YORK GIANTS***Raiders lead series, 7-4*

1973 at Oakland 42, NY Giants 0  
 1980 Oakland 33, at NY Giants 17  
 1983 at Los Angeles 27, NY Giants 12  
 1986 NY Giants 14, at Los Angeles 9  
 1989 at NY Giants 34, Los Angeles 17  
 1992 at Los Angeles 13, NY Giants 10  
 1995 Oakland 17, at NY Giants 13  
 1998 at Oakland 20, NY Giants 17  
 2001 Oakland 28, at NY Giants 10  
 2005 NY Giants 30, at Oakland 21  
 2009 at NY Giants 44, Oakland 7

**RAIDERS vs. \*NEW YORK JETS***Raiders lead series, 21-15-2*

1960 Oakland 28, at NY Titans 27  
 NY Titans 31, at Oakland 28  
 1961 NY Titans 14, at Oakland 6  
 at NY Titans 23, Oakland 12  
 1962 NY Titans 28, at Oakland 17  
 at NY Titans 31, Oakland 21  
 1963 at NY Jets 10, Oakland 7  
 at Oakland 49, NY Jets 26  
 at NY Jets 35, Oakland 13  
 at Oakland 35, NY Jets 26  
 1965 Oakland 24, at NY Jets 24  
 at Oakland 24, NY Jets 14  
 1966 at Oakland 28, NY Jets 28  
 at NY Jets 27, Oakland 14  
 at Oakland 38, NY Jets 29  
 at Oakland 43, NY Jets 32  
 1969 Oakland 27, at NY Jets 14  
 Oakland 14 at NY Jets 13  
 1970 at Oakland 24, NY Jets 16  
 Oakland 28, at NY Jets 27  
 1979 at NY Jets 28, Oakland 19  
 1985 at Los Angeles 31, NY Jets 0  
 1989 Los Angeles 14, at NY Jets 7  
 1993 at Los Angeles 24, NY Jets 20  
 1995 Oakland 47, at NY Jets 10  
 1996 Oakland 34, at NY Jets 13  
 1997 at NY Jets 23, Oakland 22  
 at Oakland 24, NY Jets 23  
 1999 at Oakland 31, NY Jets 7  
 2001 NY Jets 24, at Oakland 22  
 2002 at Oakland 26, NY Jets 20  
 2003 NY Jets 27, at Oakland 24 (OT)  
 2005 at NY Jets 26, Oakland 10  
 2006 at NY Jets 23, Oakland 3  
 2008 at Oakland 16, NY Jets 13 (OT)  
 2009 NY Jets 38, at Oakland 0  
 2011 at Oakland 34, NY Jets 24  
*\*Known as NY Titans prior to 1963.*

**RAIDERS vs. PHILADELPHIA***Series tied at 5-5*

1971 at Oakland 34, Philadelphia 10  
 1976 Oakland 26, at Philadelphia 7  
 1980 at Philadelphia 10, Oakland 7  
 1986 Philadelphia 33, at Los Angeles 27 (OT)  
 1989 at Philadelphia 10, Los Angeles 7  
 1992 at Philadelphia 31, Los Angeles 10  
 1995 at Oakland 48, Philadelphia 17  
 2001 Oakland 20, at Philadelphia 10

2005 at Philadelphia 23, Oakland 20  
 2009 at Oakland 13, Philadelphia 9

**RAIDERS vs. PITTSBURGH***Raiders lead series, 10-9*

1970 at Oakland 31, Pittsburgh 14  
 1972 at Pittsburgh 34, Oakland 28  
 1973 Pittsburgh 17, at Oakland 9  
 1974 Oakland 17, at Pittsburgh 0  
 1976 at Oakland 31, Pittsburgh 28  
 1977 Oakland 16, at Pittsburgh 7  
 1980 Oakland 45, at Pittsburgh 34  
 1981 at Oakland 30, Pittsburgh 27  
 1984 Pittsburgh 13, at Los Angeles 7  
 1990 at Los Angeles 20, Pittsburgh 3  
 1994 Pittsburgh 21, at Los Angeles 3  
 1995 Pittsburgh 29, at Oakland 10  
 2000 at Pittsburgh 21, Oakland 20  
 2002 Oakland 30, at Pittsburgh 17  
 2003 at Pittsburgh 27, Oakland 7  
 2004 at Pittsburgh 24, Oakland 21  
 2006 at Oakland 20, Pittsburgh 13  
 2009 Oakland 27, at Pittsburgh 24  
 2010 at Pittsburgh 35, Oakland 3

**RAIDERS vs. \*ST. LOUIS***Raiders lead series, 8-4*

1972 at Oakland 45, Los Angeles 17  
 1977 at Los Angeles 20, Oakland 14  
 1979 Oakland 24, at Los Angeles 17  
 1982 at Los Angeles 37, L.A. Rams 31  
 1985 Los Angeles 16, at L.A. Rams 6  
 1988 L.A. Rams 22, at Los Angeles 17  
 1991 at Los Angeles 20, L.A. Rams 17  
 1994 Los Angeles 20, at L.A. Rams 17  
 1997 at Oakland 35, St. Louis 17  
 2002 at St. Louis 28, Oakland 13  
 2006 St. Louis 20, at Oakland 0  
 2010 at Oakland 16, St. Louis 14  
*\*Franchise in Los Angeles prior to 1995.*

**RAIDERS vs. \*SAN DIEGO***Raiders lead series, 57-45-2*

1960 at Los Angeles 52, Oakland 28  
 Los Angeles 41, at Oakland 17  
 1961 at San Diego 44, Oakland 0  
 San Diego 41, at Oakland 10  
 1962 San Diego 42, at Oakland 33  
 at San Diego 31, Oakland 21  
 1963 Oakland 34, at San Diego 33  
 at Oakland 41, San Diego 27  
 1964 San Diego 31, at Oakland 17  
 at Oakland 21 San Diego 20  
 1965 San Diego 17, at Oakland 6  
 at San Diego 24, Oakland 14  
 San Diego 29, at Oakland 20  
 1966 Oakland 41, at San Diego 19  
 at Oakland 51, San Diego 10  
 Oakland 41, at San Diego 21  
 1968 San Diego 23, at Oakland 14  
 Oakland 34, at San Diego 27  
 1969 Oakland 24, at San Diego 12  
 at Oakland 21, San Diego 16  
 1970 Oakland 27, at San Diego 27  
 at Oakland 20, San Diego 17  
 1971 Oakland 34, at San Diego 0  
 at Oakland 34, San Diego 33  
 at Oakland 17, San Diego 17  
 Oakland 21, at San Diego 19  
 1973 Oakland 27, at San Diego 17  
 at Oakland 31, San Diego 3  
 1974 Oakland 14, at San Diego 10  
 at Oakland 17, San Diego 10  
 1975 Oakland 6, at San Diego 0  
 at Oakland 25, San Diego 0  
 1976 Oakland 27, at San Diego 17  
 at Oakland 24, San Diego 0



# OPPONENT BY SERIES

1977	at Oakland 24, San Diego 0
1978	at San Diego 12, Oakland 7 Oakland 21, at San Diego 20 San Diego 27, at Oakland 23 at San Diego 30, Oakland 10 at Oakland 45, San Diego 22
1980	at San Diego 30, Oakland 24 (OT) at Oakland 38, San Diego 24
1981	San Diego 55, at Oakland 21 at San Diego 23, Oakland 10
1982	at Los Angeles 28, San Diego 24 Los Angeles 41, at San Diego 34
1983	Los Angeles 42, at San Diego 10 at Los Angeles 30, San Diego 14 at Los Angeles 33, San Diego 30 Los Angeles 44, at San Diego 37 at Los Angeles 34, San Diego 21 at San Diego 40, Los Angeles 34 (OT)
1986	at Los Angeles 17, San Diego 13 Los Angeles 37, at San Diego 31 (OT)
1987	San Diego 23, at Los Angeles 17 at San Diego 16, Los Angeles 14 at Los Angeles 24, San Diego 13 Los Angeles 13, at San Diego 3
1989	at Los Angeles 40, San Diego 14 at San Diego 14, Los Angeles 12 Los Angeles 24, at San Diego 9 at Los Angeles 17, San Diego 12 San Diego 21, at Los Angeles 13 Los Angeles 9, at San Diego 7 at San Diego 27, Los Angeles 3 at San Diego 36, Los Angeles 14
1993	San Diego 30, at Los Angeles 23 Los Angeles 12, at San Diego 7 San Diego 26, at Los Angeles 24 Los Angeles 24, at San Diego 17 at Oakland 17, San Diego 7 at San Diego 12, Oakland 6 San Diego 40, at Oakland 34 Oakland 32, at San Diego 14 San Diego 25, at Oakland 10 Oakland 38, at San Diego 13
1998	at Oakland 7, San Diego 6 Oakland 17, at San Diego 10 at Oakland 28, San Diego 9 at San Diego 23, Oakland 20 at Oakland 9, San Diego 6 Oakland 15, at San Diego 13 at Oakland 34, San Diego 24 Oakland 13, at San Diego 6
2002	San Diego 27, at Oakland 21 (OT) Oakland 27, at San Diego 7 at Oakland 34, San Diego 31 (OT) at San Diego 21, Oakland 14 at San Diego 42, Oakland 14 San Diego 23, at Oakland 17 San Diego 27, at Oakland 14 at San Diego 34, Oakland 10 San Diego 27, at Oakland 0 at San Diego 21, Oakland 14 at San Diego 28, Oakland 14 San Diego 30, at Oakland 17 San Diego 28, at Oakland 18 at San Diego 34, Oakland 7 San Diego 24, at Oakland 20 at San Diego 24, Oakland 16 at Oakland 35, San Diego 27 Oakland 28, at San Diego 13 Oakland 24, at San Diego 17 San Diego 38, at Oakland 26

\*Franchise in Los Angeles prior to 1961.

## RAIDERS vs. SAN FRANCISCO

Series tied at 6-6

1970	San Francisco 38, at Oakland 7
1974	Oakland 35, at San Francisco 24
1979	at Oakland 23, San Francisco 10
1982	Los Angeles 23, at San Francisco 17
1985	San Francisco 34, at Los Angeles 10
1988	Los Angeles 9, at San Francisco 3
1991	at Los Angeles 12, San Francisco 6
1994	at San Francisco 44, Los Angeles 14
2000	Oakland 34, at San Francisco 28 (OT)
2002	San Francisco 23, at Oakland 20 (OT)
2006	at San Francisco 34, Oakland 20
2010	at San Francisco 17, Oakland 9

## RAIDERS vs. SEATTLE

Raiders lead series, 28-23

1977	at Oakland 44, Seattle 7
1978	at Seattle 27, Oakland 7 Seattle 17, at Oakland 16 at Seattle 27, Oakland 10 Seattle 29, at Oakland 24 at Oakland 33, Seattle 14 Oakland 19, at Seattle 17 at Oakland 20, Seattle 10 Oakland 32, at Seattle 31
1982	at Los Angeles 28, Seattle 23
1983	at Seattle 38, Los Angeles 36 Seattle 34, at Los Angeles 21 at Los Angeles 28, Seattle 14 at Seattle 17, Los Angeles 14 at Seattle 33, Los Angeles 3 at Los Angeles 13, Seattle 3 at Los Angeles 14, Seattle 10 at Seattle 37, Los Angeles 0 Seattle 35, at Los Angeles 13 Los Angeles 37, at Seattle 14 at Seattle 35, Los Angeles 27 Seattle 43, at Los Angeles 37 Seattle 24, at Los Angeles 20 at Seattle 23, Los Angeles 17 Los Angeles 17, at Seattle 13 at Los Angeles 24, Seattle 17 Los Angeles 23, at Seattle 20 (OT) at Los Angeles 31, Seattle 7 Los Angeles 19, at Seattle 0 at Los Angeles 20, Seattle 3 Los Angeles 17, at Seattle 13 at Los Angeles 27, Seattle 23 Seattle 38, at Los Angeles 9 Los Angeles 17, at Seattle 16 at Oakland 34, Seattle 14 at Seattle 44, Oakland 10 Oakland 27, at Seattle 21 Seattle 28, at Oakland 21 at Seattle 45, Oakland 34 Seattle 22, at Oakland 21 Oakland 31, at Seattle 18 at Oakland 20, Seattle 17 at Seattle 22, Oakland 21 at Oakland 30, Seattle 21 at Oakland 31, Seattle 3 at Seattle 27, Oakland 24 at Oakland 38, Seattle 14 at Seattle 34, Oakland 27 at Oakland 31, Seattle 17 at Seattle 16, Oakland 0 at Oakland 33, Seattle 3

## RAIDERS vs. TAMPA BAY

Raiders lead series, 6-1

1976	at Oakland 49, Tampa Bay 16
1981	at Oakland 18, Tampa Bay 16
1993	at Los Angeles 27, Tampa Bay 20
1996	at Tampa Bay 20, Oakland 17 (OT)
1999	at Oakland 45, Tampa Bay 0
2004	at Tampa Bay 30, Tampa Bay 20
2008	Oakland 31, at Tampa Bay 24

## RAIDERS vs. \*TENNESSEE

Raiders lead series, 23-19

1960	Houston 37, at Oakland 22 Oakland 14, at Houston 13 at Houston 55, Oakland 0 Houston 47, at Oakland 16 Houston 28, at Oakland 20 at Houston 32, Oakland 17 Oakland 24, at Houston 13 at Oakland 52, Houston 49 at Houston 42, Oakland 28 at Oakland 20, Houston 10 at Oakland 21, Houston 17 Oakland 33, at Houston 21 at Houston 31, Oakland 0 at Oakland 38, Houston 23 Oakland 19, at Houston 7 Oakland 24, at Houston 15 at Oakland 21, Houston 17 at Oakland 41, Houston 21 Oakland 34, at Houston 0 Oakland 17, at Houston 6 Houston 27, at Oakland 26 Oakland 14, at Houston 13 at Oakland 34, Houston 29 at Oakland 21, Houston 17 at Houston 31, Oakland 17 at Houston 17, Oakland 16 at Los Angeles 20, Houston 6 Los Angeles 24, at Houston 14 Los Angeles 28, at Houston 17 at Houston 38, Los Angeles 35 at Houston 23, Los Angeles 7 at Houston 47, Los Angeles 17 1994 at Los Angeles 17, Houston 14 1997 at Tennessee 24, Oakland 21(OT) 1999 at Tennessee 21, Oakland 14 2001 Tennessee 13, at Oakland 10 2002 at Oakland 52, Tennessee 25 2003 at Tennessee 25, Oakland 20 2004 at Oakland 40, Tennessee 35 2005 Oakland 34, at Tennessee 25 2007 at Tennessee 13, Oakland 9 2010 at Tennessee 38, Oakland 13
------	--

\*Known as Houston Oilers prior to 1997;  
known as Tennessee Oilers prior to 1998.

## RAIDERS vs. WASHINGTON

Raiders lead series, 7-4

1970	at Oakland 34, Washington 20
1975	Oakland 26, at Washington 23 (OT)
1980	at Oakland 24, Washington 21
1983	at Washington 37, Los Angeles 35
1986	at Washington 10, Los Angeles 6
1989	at Los Angeles 37, Washington 24
1992	Los Angeles 21, at Washington 20
1995	Oakland 20, at Washington 8
1998	Washington 29, at Oakland 19
2005	Oakland 16, at Washington 13
2009	Washington 34, at Oakland 13



## ALL-TIME ASSISTANT COACHES

ADAMS, Tim	Air Force	2003
ADOLPH, Dave	Akron	1989-91, 1997-98
AVEZZANO, Joe	Florida State	2004-05
BAYLESS, Martin	Bowling Green	2004-05
BIEKERT, Greg	Colorado	2011
BILETNIKOFF, Fred	Florida State	1989-06
BOARD, Dwaine	North Carolina A&T	2009
BOGHOSIAN, Sam	UCLA	1979-87
BRESNAHAN, Chuck	Navy	1998-03, 2011
BROWN, Willie	Grambling	1979-88, 1995-11
BUGEL, Joe	Western Kentucky	1995-96
BURNS, Keith	Arkansas	2012
CABLE, Tom	Idaho	2007-08
CALLAHAN, Bill	Illinois Benedictine	1998-01
CASULLO, Bob	Brockport State	2000-03
CLANCY, Sam	Pittsburgh	2004-05
COE, Charles	Kansas State	2007
COLLETTI, Jim	UCLA	2005
CODY, Ed	Purdue	1960
CONKRIGHT, Red	Oklahoma	1962
CREGG, James	Colorado State	2007-08
CUNNINGHAM, Gunther	Oregon	1991-94
DAHMS, Tom	San Diego State	1963-78
DAISHER, Ted	Western Michigan	2006
DeFILIPPO, John	James Madison	2007-08, 2012
DICKSON, George	Notre Dame	1961
DUNN, John	Penn State	1987-89
EATMAN, Irv	UCLA	2006
ENGLEBERG, Buggsy	East Tennessee State	1968
ERBER, Lew	Montclair State	1976-81
ERKENBECK, Jim	San Diego State	1999-01
FASSEL, Jim	Long Beach State	1995
FASSEL, John	Weber State	2008-11
FELDMAN, Marty	Stanford	1960-61
FISH, Jeff	Western Carolina	2004-07

FLORES, Tom	Pacific	1972-78
FORD, Robert	Houston	2006
FOX, John	San Diego State	1994-95
FRANKLIN, Chet	Utah	1980-86
FULLER, Curtis	TCU	2007
GANSZ, Frank Jr	Citadel	1998-99
GEORGE, Ernie	St. Mary's	1960
GIBBS, Alex	Davidson	1988-89
GIEMONT, Garrett	Fullerton College	1995-03
GILMORE, Ted	Wyoming	2012
GRIECO, John	Florida	2012
GRIFFITH, Justin	Mississippi State	2012
GRISWOLD, Chris	Hobart	2002-05
GRUNEISEN, Sam	Villanova	1987-90
GUIDICI, Fred	San Jose State	1995
GUY, John	North Carolina A&T	1995-97
HACKETT, Paul	UC Davis	2009-10
HALL, Sid	Pacific	1969-70
HALUCHAK, Mike	USC	2009-10
HAMILTON, Ray	Oklahoma	1993-94
HANSON, Randy	Pacific (Ore.)	2007-09
HARBAUGH, Jim	Michigan	2002-03
HARRIS, Bishop	North Carolina Central	1995-97
HASLETT, Jim	Indiana of Pennsylvania	1993-94
HELTON, Kim	Florida	1990-92
HENRY, Adam	McNeese State	2007-11
HOFFMAN, Steve	Dickinson (Penn.)	2012
HOLLAND, Johnny	Texas A&M	2012
HOLOVAK, Mike	Boston College	1971
HUNLEY, Ricky	Arizona	2011
HUTSON, Mark	Oklahoma	2012
JACKSON, Hue	Pacific	2010
JENKINS, Robert	UCLA	1997-98
JOHNSON, Don	Jersey City State	2007-08
JONES, Pat	Arkansas	2004-05
JONES, Ronnie	Northeast Oklahoma	1992
KALMINAR, Tom	Nevada	1960-62
KENNAN, Larry	La Verne	1982-87, 1996
KNAPP, Greg	Sacramento State	2007-08, 2012
KROMER, Aaron	Miami (Ohio)	2001-04
LAL, Sanjay	Washington	2007-11
LEGGETT, Earl	Louisiana State	1979-88, 1991-92
LEONE, Bert	Ohio State	2009
LOFTON, James	Stanford	2008
LOPEZ, Clayton	Nevada	2004-05, 2012
LOWE, Woodrow	Alabama	1999-00
LYNN, Johnnie	UCLA	2012
LYNN, Ron	Mt. Union	2000-03
MADDEN, John	Cal Poly, San Luis Obispo	1967-68
MADDOCK, Bob	Notre Dame	1963
MADRO, Joe	Ohio State	1977-82
MALAVASI, Ray	Mississippi State	1971-72
MARINOVICH, Marv	Southern California	1968-70
MARSHALL, John	Washington State	2009-10
MARTIN, Don	Harvard	1998-03
MARTINDALE, Don	Defiance College	2004-08
MARTINEZ, George	Northwestern Oklahoma State	
McCABE, Richard	Pittsburgh	1969-70
McELWAIN, Jim	Eastern Washington	2006
McKINNEY, Odis	Colorado	1990-94
MEYERS, Bill	Stanford	1993-97
MICHAELS, Walt	Washington & Lee	1962
MICALCZIK, Jim	Washington State	2009-10




Tom Flores



## ALL-TIME ASSISTANT COACHES

MILLARD, Keith	Washington State	2005-08
MILLER, Al	Northeast Louisiana	2012
MISCHAK, Bob	Army	1973-74, 1979-87, 1994
MOORE, Myrel	California-Davis	1978-79
MORGAN, Chris	Colorado	2009-10
MORTON, John	Western Michigan	1998-04
NICOLAU, Nick	Southern Connecticut	1988
NORVELL, Jay	Iowa	2002-03
ORTMAYER, Steve	La Verne	1978-86, 1990-94
PAGAC, Fred	Ohio State	2001-06
PAGANO, Chuck	Wyoming	2005-06
PEETE, Skip	Kansas	1998-06
PELCH, Aaron	Weber State	2009
PERKINS, Ray	Alabama	1997
PERRY, Darren	Penn State	2007-08
PETERS, Floyd	San Francisco State	1995-96
POLLACK, Frank	Northern Arizona	2012
POLONCHEK, John	Michigan State	1967-71
RATHMAN, Tom	Nebraska	2007-08
RAUCH, John	Georgia	1963-65
RAYE, Jimmy	Michigan State	2004-05
REILLY, Jack	Long Beach State	1994
ROACH, Paul	Black Hills State	1972-74
ROBINSON, John	Oregon	1975
ROBISKIE, Terry	LSU	1982-93
RODRIGUEZ, Pete	Western State (Colo.)	1988-89
ROLL, Brad	Stephen F. Austin	2008-11
ROSS, Kevin	Temple	2010-11
ROSS, Robin	Washington State	1999-00
ROWEN, Keith	Stanford	1997-98
RYAN, Rob	Southwestern Oklahoma State	
2004-08		
SANDERS, Eric	UC Davis	2012
SARKISIAN, Steve	Brigham Young	2004
SAUNDERS, Al	San Jose State	2011-12
SCANGARELLO, Rich	Sacramento State	2009
SCANNELLA, Joe	Lehigh	1972-77, 1987-93
SCHNEIDER, Brian	Colorado State	2007-08
SHAFFER, Steve	Utah State	1995-97
SHAW, David	Stanford	1998-01
SHAW, Willie	New Mexico	1998-99
SHELL, Art	Maryland State	1983-89
SHINNICK, Don	UCLA	1973-77
SHOOP, John	University of the South	2005-06
SIMS, Darryl	Wisconsin	2006
SKIPPER, Kelly	Fresno State	2007-12
SLATER, Jackie	Jackson State	2006
SPENCER, Kevin	Springfield	1995-97
SPENCER, Oliver	Kansas	1962-79
STANTON, Jack	North Carolina State	1989-94
STEVENS, Gary	John Carroll	1998-00
SUMNER, Charles	William & Mary	1963-68, 1979-83, 1987-88
SWEENEY, Jim	Portland State	1978
TARVER, Jason	Santa Clara	2012
TILLMAN, Rusty	Northern Arizona	1996-97
TOLLNER, Ted	Cal Poly, San Luis Obispo	2009-10
TRESTMAN, Marc	Morehead State	2001-03
TURNER, Chris	Long Beach State	2002-05
URBANIK, Bill	Ohio State	1989-90, 1997
WALSH, Bill	San Jose State	1966
WALSH, Tom	U.C. Santa Barbara	1982-94, 2006
WARD, Lorenzo	Alabama	2006
WARREN, Jimmy	Illinois	1987-88
WASHINGTON, Lionel	Tulane	2009-10



John Rauch

WAUFLE, Mike	Utah State	1998-03, 2010-11
WHITE, Mike	California	1990-94
WHITTINGHAM, Fred	Cal Poly, San Luis Obispo	1995-97
WHITTINGTON, Arthur	Southern Methodist	1993-94
WILLIAMS, Terrell	East Carolina	2012
WILLSEY, Ray	California	1978-87
WILSON, Mike	Washington State	1995-96
WISNIEWSKI, Steve	Penn State	2011-12
WOOD, Dick	Auburn	1969-70
WOODSON, Rod	Purdue	2011
WYLIE, Bob	Roger Williams	2011
ZEMAN, Bob	Wisconsin	1971-77, 1984-86





## ALL-TIME RAIDERS PLAYERS

## —A—

ACKERMAN, Rick	Memphis State	DT	1984, 1987
ADAMS, Sam	Texas A&M	DT	2002
ADAMS, Stanley	Memphis State	LB	1984
ADAMS, Stefan	East Carolina	DB	1986-89
ADKISSON, James	South Carolina	TE	2005-06
AGAJANIAN, Ben	New Mexico	K	1962
AIKENS, Carl	Northern Illinois	WR	1987
ALEXANDER, Elijah	Kansas State	LB	2000-01
ALEXANDER, Mike	Penn State	WR	1989
ALFORD, Jay	Penn State	DT	2010
ALLEN, Dalva	Houston	DE	1962-64
ALLEN, Eric	Arizona State	DB	1998-01
ALLEN, Jackie	Baylor	DB	1969
ALLEN, Marcus	Southern California	RB	1982-92
ALSTON, Jon	Stanford	LB	2007-09
ALZADO, Lyle	Yankton	DE	1982-85
AMEY, Vince	Arizona State	DT	1998
ANDERSON, Courtney	San Jose State	TE	2004-06
ANDERSON, Eddie	Fort Valley State	DB	1987-97
ANDERSON, Marques	UCLA	DB	2004
ARAGUIZ, Leo	Stephen F. Austin	P	1996-99
ARCHER, Dan	Oregon	T	1967
ARMSTRONG, Ramon	Texas Christian	T	1960
ARMSTRONG, Trace	Florida	DE	2001-03
ASAD, Doug	Northwestern	TE	1960-61
ASHMORE, Darryl	Northwestern	G-T	1998-01
ASKA, Joe	Central Oklahoma	RB	1995-97
ASONUGHA, Nnamdi	California	tDB	2003-10
ATKINS, Larry	UCLA	LB	2003
ATKINS, Pervis	New Mexico State	WR	1965-66
ATKINSON, George	Morris Brown	DB	1968-77
AUSBERRY, David	USC	TE	2011

## —B—

BADGER, Brad	Stanford	G-T	2002-06
BAHR, Chris	Penn State	K	1980-88
BAKER, Rashad	Tennessee	DB	2007-08
BALDWIN, Keith	Texas A&M	DE	1988
BALL, Eric	UCLA	RB	1995
BALL, Jerry	Southern Methodist	DT	1994-96
BANASZAK, Pete	Miami	RB	1966-78
BANKS, Estes	Colorado	RB	1967
BANKSTON, Warren	Tulane	TE	1973-78
BANSABAVE, Al	Southern California	LB	1961
BARBEE, Joe	Kent State	T	1960
BARKSDALE, Joe	LSU	T	2011
BARKSDALE, Rod	Arizona	WR	1986
BARNES, Jeff	California	LB	1977-87
BARNES, Khalif	Washington	T	2009-2011
BARNES, Larry	Colorado State	LB	1960
BARNES, Pat	California	QB	1998
BARNES, Rodrigo	Rice	LB	1976
BARNWELL, Malcolm	Virginia Union	WR	1981-84
BARRETT, Jan	Fresno State	TE	1963-64
BARTLEWSKI, Rich	Fresno State	TE	1990
BARTON, Eric	Maryland	LB	1999-03
BATES, Patrick	Texas A&M	DB	1993-94
BELCHER, Kevin	Wisconsin	T	1985
BELL, Anthony	Michigan State	LB	1992
BELL, Greg	Notre Dame	RB	1990
BELL, Joe	Norfolk State	DE	1979
BELL, Nick	Iowa	RB	1991-93
BELWAY, Brian	Calgary	DE	1987
BENDER, Wes	Southern California	RB	1994
BENNETT, Michael	Wisconsin	RB	2010
BENSON, Duane	Hamlane	LB	1967-71
BENSON, Tom	Oklahoma	LB	1989-92
BERNS, Rick	Nebraska	RB	1982-83
BESS, Rufus	South Carolina State	DB	1979
BESSILIEU, Don	Georgia Tech	DB	1983, 1985
BEUERLEIN, Steve	Notre Dame	QB	1988-90
BIEKERT, Greg	Norodo	LB	1993-01



George Blanda

BILETNIKOFF, Fred	Florida State	WR	1965-78
BIRD, Rodger	Kentucky	DB	1966-68
BIRDWELL, Dan	Houston	DT	1962-69
BISHOP, Sonny	Fresno State	G	1963
BLACK, Barry	Boise State	G	1987
BLACKSTOCK, Darryl	Virginia	LB	2011
BLANDA, George	Kentucky	QB-K	1967-75
BLANKENSHIP, Greg	Cal State-Hayward	LB	1976
BOLLER, Kyle	California	QB	2010-11
BONNESS, Rik	Nebraska	LB	1976
BOOTHE, Kevin	Cornell	G	2006
BOSS, Kevin	Western Oregon	TE	2011
BOWIE, John	Cincinnati	DB	2007-09
BOYD, Greg	San Diego State	DT	1984
BOYD, Jerome	Oregon	DB	2009, 2011
BOYDSTON, Max	Oklahoma	TE	1962
BOYNTON, George	East Texas State	DB	1962
BRABHAM, Cary	Southern Methodist	DB	1994
BRACELIN, Greg	California	LB	1981
BRADSHAW, Morris	Ohio State	WR	1974-81
BRANCH, Calvin	Colorado State	DB	1997-00, 2005
BRANCH, Cliff	Colorado	WR	1972-85
BRANCH, Tyvon	Connecticut	DB	2008-11
BRANTON, Gene	Texas Southern	TE	1987
BRAVO, Alex	Cal Poly, SLO	DB	1960-61
BRAYTON, Tyler	Colorado	DE	2003-07
BREECH, Jim	California	K	1978-79
BREWINGTON, Jim	North Carolina College	T	1961
BRIGHTMAN, Jeremy	Washington	TE	1998-02
BRODINE, Mason	Nebraska-Kearney	DE	2011
BROMELL, Lorenzo	Clemson	DE	2003
BROOKS, Aaron	Virginia	QB	2006
BROOKS, Bobby	Fresno State	LB	1999-01
BROOKS, Bucky	North Carolina	DB	1998
BROUGHTON, Willie	Miami	DT	1992-93
BROWN, Bob	Nebraska	T	1971-73
BROWN, Charles	Houston	T	1962
BROWN, Darrick	McNeese State	DB	2008
BROWN, Derek	Notre Dame	TE	1998
BROWN, Doug	Fresno State	DT	1964
BROWN, Larry	Texas Christian	DB	1996-97
BROWN, Ricky	Boston College	DE	2006-11
BROWN, Ron	Southern California	DE	1987-88
BROWN, Ron	Arizona State	DB	1990
BROWN, Stevie	Michigan	DB	2010
BROWN, Tim	Notre Dame	WR	1988-03
BROWN, Willie	Grambling	DB	1967-78
BROWNE, Jim	Boston College	RB	1987
BROWNER, Keith	Southern California	LB	1987
BROWNING, Dave	Washington	DE-DT	1978-82
BRUCE, Audray	Auburn	DE	1992-98



## ALL-TIME RAIDERS PLAYERS

BRUNSON, Larry	Colorado	WR	1978-79	CHRISTENSON, Brandon	NW Oklahoma State	TE	2002
BRYANT, Desmond	Harvard	DT	2009-11	CHURCHWELL, Hansen	Mississippi	DT	1960
BRYANT, Tony	Florida State	DE	1999-02	CLARK, Danny	Illinois	LB	2004-05
BRYANT, Warren	Kentucky	T	1984	CLAY, John	Missouri	T	1987
BUCHANAN, Ray	Louisville	DB	2004	CLEMONS, Chris	Georgia	LB-DE	2007
BUCHANON, Phillip	Miami (Fla.)	DB	2002-04	CLINE, Tony	Miami	DE	1970-75
BUCHANON, William	Southern California	WR	2006	COLEMAN, Kenyon	UCLA	DE	2002
BUCZKOWSKI, Bob	Pittsburgh	DE	1987	COLEMAN, Rod	East Carolina	DT	1999-03
BUDNESS, Bill	Boston University	LB	1964-70	COLLINS, Kerry	Penn State	QB	2004-05
BUEHLER, George	Stanford	G	1969-78	COLLINS, Mo	Florida	G-T	1998-03
BUJE, Drew	Catawba	WR	1969-71	COLLONS, Ferric	California	DT	1993
BUNCH, Jarrad	Michigan	RB	1994	COLZIE, Neal	Ohio State	DB	1975-78
BURCH, Gerald	Georgia Tech	TE	1961	COMBS, Derek	Ohio State	DB	2002
BURGESS, Derrick	Mississippi	DE	2005-08	CONDO, Jon	Maryland	LB-LS	2007-11
BURTON, Ron	North Carolina	LB	1990	CONNERS, Dan	Miami	LB	1964-74
BUSH, Michael	Louisville	RB	2007-11	CONWAY, Brett	Penn State	K	2000
BUTCHER, Paul	Wayne State	LB	1996	COOLBAUGH, Bob	Richmond	WR	1961
BYRD, Darryl	Illinois	LB	1983-84, 1987	COOPER, Chris	Nebraska-Omaha	DT	2001-03
				COOPER, Earl	Rice	TE	1986
				COOPER, Jarrod	Kansas State	DB	2004-07
				COOPER, Marquis	Washington	LB	2008
				COPELAND, Horace	Miami	WR	1999
				CORMIER, Joe	Southern California	LB	1987
				COSTA, Dave	Utah	DT	1963-65
				COSTELLO, Joe	Central Connecticut	LB	1989
				CRAIG, Dobie	Howard Payne	WR	1962-63
				CRAIG, Roger	Nebraska	RB	1991
				CROCKETT, Zack	Florida State	RB	1999-06
				CROW, Wayne	California	RB-DB	1960-61
				CRUDUP, Derrick	Oklahoma	DB	1989, 1991
				CULPEPPER, Daunte	Central Florida	QB	2007
				CUNNINGHAM, Rick	Texas A & M	T	1996-98
				CURRY, Aaron	Wake Forest	LB	2011
				CURRY, Ronald	North Carolina	WR	2002-08

## —C—

CALDWELL, Tony	Washington	LB	1983-85
CALHOUN, Rick	Cal State-Fullerton	RB	1987
CAMARILLO, Rich	Washington	P	1996
CAMPBELL, Bruce	Maryland	G	2010-11
CAMPBELL, Jason	Auburn	QB	2010-11
CAMPBELL, Joe	Maryland	DE	1980-81
CAMPBELL, Stan	Iowa State	G	1962
CANNAVINO, Joe	Ohio State	DB	1960-61
CANNON, Billy	Louisiana State	TE	1964-69
CARLISLE, Cooper	Florida	G	2007-11
CARR, Chetti	Northwest Oklahoma	WR	1987
CARR, Chris	Boise State	CB	2005-07
CARRINGTON, Darren	Northern Arizona	DB	1996
CARROLL, Joe	Pittsburgh	LB	1972-73
CARTER, Louis	Maryland	RB	1975
CARTER, Perry	Mississippi	DB	1996-98
CARTER, Russell	Southern Methodist	DB	1988-89
CARTWRIGHT, Rock	Kansas State	RB	2010-11
CASH, Kerry	Texas	TE	1995
CASPER, Dave	Notre Dame	TE	1974-80, 1984
CAVALLI, Carmen	Richmond	DE	1960
CELOTTO, Mario	Southern California	LB	1980-81
CHANDLER, Bob	Southern California	WR	1980-82
CHAPMAN, Ted	Maryland	DE	1987
CHARLES, Mike	Syracuse	DT	1990
CHEKWA, Chimdi	Ohio State	DB	2011
CHESTER, Raymond	Morgan State	TE	1970-72, 78-81
CHRISTENSEN, Todd	Brigham Young	RB-TE	1979-88

## —D—

DALBY, Dave	UCLA	C-G	1972-85
DALUIO, Brad	UCLA	K	2001
DANIELS, Clemon	Prairie View	RB	1961-67
DANIELS, David	Florida A&M	DT	1966
DAVIDSON, Ben	Washington	DE	1964-71
DAVIDSON, Cotton	Baylor	QB	1962-69
DAVIS, Bruce	UCLA	T	1979-87
DAVIS II, Bruce	UCLA	LB	2010-11
DAVIS, Clarence	Southern California	RB	1971-78
DAVIS, Greg	The Citadel	K	1998
DAVIS, James	Southern	DB	1982-87
DAVIS, Jason	Illinois	RB	2008
DAVIS, Mike	Colorado	DB	1978-85
DAVIS, Scott	Illinois	DE	1988-91, 1994
DAVISON, Jerone	Arizona State	RB	1996-97
DENNERY, Mike	Southern Mississippi	LB	1974-75
DePOYSTER, Jerry	Vyoming	K	1971-72
DESKINS, Don	Michigan	G	1960
DICKERSON, Andy	California Lutheran	G	1987
DICKERSON, Eric	Southern Methodist	RB	1992
DICKEY, Eldridge	Tennessee State	WR	1968-71
DICKINSON, Bo	Southern Mississippi	RB	1964
DIEHL, John	Virginia	DT	1965
DiNAPOLI, Gennaro	Virginia Tech	G	1998-99
DITTRICH, John	Wisconsin	G	1960
DIXON, Ernest	South Carolina	LB	1998
DIXON, Hewitt	Florida A&M	RB	1966-70
DIXON, Ricky	Oklahoma	DB	1993
DORN, Torin	North Carolina	DB	1990-93
DORSETT, Anthony	Pittsburgh	DB	2000-03
DORSEY, Dick	Southern California	WR	1962
DOTSON, Al	Grambling	DT	1968-70
DOUGHERTY, Bob	Kentucky	LB	1960-63
DREISBACH, Scott	Michigan	QB	1999-00
DUDLEY, Rickey	Ohio State	TE	1996-00
DUFALT, Paul	New Hampshire	C-G	1987
DUFF, John	New Mexico	TE-DE	1993-94
DUNN, David	Fresno State	WR-KR	2000-01
DWIGHT, Tim	Iowa	WR	2007



Dave Dalby



## ALL-TIME RAIDERS PLAYERS

DYAL, Mike	Texas A&I	TE	1989-90
DYSON, Matt	Michigan	DT-LB	1995

## —E—

EASON, John	Florida A&M	TE	1968
EASY, Omar	Penn State	FB	2005
ECHEMANDU, Adimchinobi	California	RB	2006-07
EDMONDS, Bobby Joe	Arkansas	WR	1989
EDWARDS, Kalimba	South Carolina	DE	2008
EDWARDS, Lloyd	San Diego State	TE	1969
ELSCHIED, Mike	Upper Iowa	K	1966-71
EKEJIUBA, Isaiah	Virginia	LB	2005-09
ELLIS, Craig	San Diego State	RE	1987
ELLIS, Greg	North Carolina	DE	2009
ELLIS, Jim	Boise State	LB	1987
ELLISON, Glenn	Arkansas	RB	1971
ELLISON, Riki	Southern California	LB	1990-92
ENIS, Hunter	Texas Christian	QB	1962
ENYART, Bill	Oregon State	LB	1971
EUGENE, Hiram	Louisiana Tech	DB	2007-10
EVANS, Vince	Southern California	QB	1987-95

## —F—

FAIRBAND, Bill	Colorado	LB	1967-68
FARGAS, Justin	Southern California	RB	2003-09
FELLOWS, Ron	Missouri	DB	1987-88
FENNER, Derrick	North Carolina	RB	1995-97
FERNANDEZ, Mervyn	San Jose State	WR	1987-92
FICCA, Dan	Southern California	G	1962
FIELDS, George	Bakersfield J.C.	DT	1960-61
FIGURS, Yamon	Kansas State	WR	2010
FINNERAN, Garry	Southern California	DT	1961
FITZPATRICK, James	Southern California	G-T	1990-91
FLEMING, George	Washington	RB	1961
FLEMISTER, Zeron	Iowa	TE	2005
FLORES, Tom	Pacific	QB	1960-61, 63-66
FOLSTON, James	Northeast Louisiana	LB	1994-98
FORD, Cole	Southern California	K	1995-97
FORD, Jacoby	Clemson	WR	2010-11
FOSCHI, John Paul	Georgia Tech	FB	2005-06
FOSTER, Ron	Cal State-Northridge	DB	1987
FRANCIS, Carlos	Texas Tech	WR	2004-05
FRANK, Donald	Winston-Salem	DB	1994
FRANKLIN, Keith	South Carolina	LB	1995
FRANKS, Elvis	Morgan State	DE	1985-86
FREDRICKSON, Rob	Michigan State	LB	1994-97
FREEMAN, Mike	Arizona	G	1988
FREEMAN, Russell	Georgia Tech	T	1995
FRYE, Charlie	Akron	QB	2009
FULCHER, David	Arizona State	LB	1993
FULCHER, Mondriel	Miami	TE	2000-02
FULLER, Charles	San Francisco State	RB	1961-62

## —G—

GABRIEL, Doug	Central Florida	WR	2003-05, 06
GAINER, Derrick	Florida A&M	RB	1992
GALLEGOS, Chon	San Jose State	QB	1962
GALLERY, Robert	Iowa	T-G	2004-10
GAMACHE, Vince	Cal State-Northridge	K	1987
GANNON, Rich	Delaware	QB	1999-04
GARNER, Bob	Fresno State	DB	1961-62
GARNER, Charlie	Tennessee	RB	2001-03
GARRETT, Carl	New Mexico Highlands	RB	1976-77
GAULT, Willie	Tennessee	WR	1988-93
GBAJA-BIAMILA, Akbar	San Diego State	DE-LB	2003-04
GEORGE, Jeff	Illinois	QB	1997-98
GESEK, John	Sacramento State	G	1987-89
GIBSON, Claude	North Carolina State	DB	1963-65
GIBSON, Derrick	Florida State	DB	2001-06
GILBERT, Sean	Pittsburgh	DT	2003
GILLET, Fred	Los Angeles State	TE	1964
GINN, Hubie	Florida A&M	RB	1976-78



Mervyn Fernandez

GIORDANO, Matt	California	DB	2011
GIPSON, Tom	North Texas State	DT	1971
GLOVER, Andrew	Grambling	TE	1991-96
GLOVER, La'Roi	San Diego State	DT	1996
GOETHEL, Travis	Arizona State	LB	2010
GOGAN, Kevin	Washington	G	1994-96
GOLDSTEIN, Alan	North Carolina	WR	1960
GOLIC, Bob	Notre Dame	DT	1989-92
GOLSTEYN, Jerry	Northern Illinois	QB	1984
GOLTZ, Rick	Simon Fraser	DE	1987
GOODLOW, Darryl	Oklahoma	LB	1987
GORDON, Alex	Cincinnati	LB	1990
GORDON, Darrien	Stanford	DB	1999-00, 2002
GORDON, Richard	Miami	TE	2011
GOSSETT, Jeff	Eastern Illinois	P	1988-96
GRADDY, Sam	Tennessee	WR	1990-92
GRADKOWSKI, Bruce	Toledo	QB	2009-10
GRAHAM, Aaron	Nebraska	C	2001
GRAHAM, Derrick	Appalachian State	G	1998
GRAHAM, Jeff	Long Beach State	QB	1995
GRANT, DeLawrence	Oregon State	DE-LB	2001-05
GRAVES, Rory	Ohio State	T	1988-91
GRAYSON, David	Oregon	DB	1965-70
GREEN, Charley	Wittenberg	QB	1966
GREEN, Cornell	Central Florida	T	2007-09
GREENWOOD, David	Wisconsin	DB	1988
GRIFFITH, Justin	Mississippi State	RB	2007-08
GRIMES, Phil	Central Missouri	DE	1987
GROSSART, Kyle	Oregon State	QB	1980
GROVE, Jake	Virginia Tech	C-G	2004-08
GROVES, Quentin	Auburn	LB	2010-11
GUNHEIM, Greyson	Washington	DE	2008-09
GUY, Louie	Mississippi	DB	1964
GUY, Ray	Southern Mississippi	K	1973-86



## ALL-TIME RAIDERS PLAYERS

## —H—

HAGAN, Derek	Arizona State	WR	2011
HAGBERG, Roger	Minnesota	RB	1965-69
HALL, DeAngelo	Virginia Tech	DB	2008
HALL, Tim	Robert Morris	RB	1996-97
HALL, Willie	Southern California	LB	1975-78
HAMILTON, Bobby	Southern Mississippi	DE	2004-05
HANNAH, Charley	Alabama	G	1983-88
HARDEN, Mike	Michigan	DB	1989-90
HARDMAN, Cedrick	North Texas State	DE	1980-81
HARDY, Charles	San Jose State	WR	1960-62
HARDY, David	Texas A&M	K	1987
HARKEY, Lance	Illinois	DB	1987
HARLOW, Pat	Southern California	T	1996-98
HARRIS, James	Temple	DE	1998-99
HARRIS, John	Santa Monica J.C.	DB	1960-61
HARRIS, Johnnie	Mississippi State	DB	1999-01
HARRIS, Kwame	Stanford	T	2008
HARRIS, Napoleon	Northwestern	LB	2002-04
HARRISON, Dwight	Texas A&I	DB	1980
HARRISON, Nolan	Indiana	DT-DE	1991-96
HARRISON, Rob	Cal State-Sacramento	RB	1987
HART, Harold	Texas Southern	RB	1974-75, 1978
HART, Roy	South Carolina	DT	1991
HARVEY, James	Mississippi	G	1966-71
HARVEY, Richard	Tulane	LB	1998-99
HASSELBECK, Don	Colorado	TE	1983
HASTY, James	Washington State	DB	2001
HAWKINS, Clarence	Florida A&M	RB	1979
HAWKINS, Frank	Nevada, Reno	RB	1981-87
HAWKINS, Mike	Texas A&I	LB	1982
HAWKINS, Wayne	Pacific	G	1960-70
HAWTHORNE, Anntaj	Wisconsin	DT	2005-06
HAYES, Lester	Texas A&M	DB	1977-86
HAYNES, Mike	Arizona State	DB	1983-89
HEINRICH, Don	Washington	QB	1962
HENDERSON, John	Tennessee	DT	2010-11
HENDERSON, Mario	Florida State	T	2007-10
HENDRICKS, Ted	Miami	LB	1975-83
HERMANN, Dick	Florida State	LB	1965
HEROCK, Ken	West Virginia	TE	1963-65, 1967
HESTER, Jessie	Florida State	WR	1985-87
HETHERINGTON, Chris	Yale	FB	2003-04
HEYER, Stephen	Maryland	T	2011
HEYWARD-BEY, Darrius	Maryland	WR	2009-11
HIGGINS, Johnnie Lee	UTEP	WR	2007-10
HIGHSMITH, Don	Michigan State	RB	1970-72
HILGER, Rusty	Oklahoma State	QB	1985-87
HILL, Greg	Oklahoma State	DB	1987
HILL, Kenny	Yale	DB	1981-83
HILL, Madre	Arkansas	RB	2002
HILL, Renaldo	Michigan State	CB	2005
HILL, Rod	Kentucky State	DB	1987
HINTON, Marcus	Alcorn State	TE	1995-96
HIPP, I.M.	Nebraska	RB	1980
HOBBS, Daryl	Pacific	WR	1993-96
HOBERT, Billy Joe	Washington	QB	1993-96
HOISINGTON, Al	Pasadena J.C.	WR	1960
HOLLAND, Jamie	Ohio State	WR	1990-91
HOLLAND, Jonathan	Louisiana Tech	WR-DB	2008-09
HOLLAS, Donald	Rice	QB	1997-98
HOLLOWAY, Brian	Stanford	G-T	1987-88
HOLMBERG, Rob	Penn State	LB	1994-97
HOLMES, Lester	Jackson State	G	1997
HOPKINS, Jerry	Texas A&M	LB	1968
HORTON, Ethan	North Carolina	RB-TE	1987, 89-93
HOSKINS, Derrick	Southern Mississippi	DB	1992-95
HOSTETLER, Jeff	West Virginia	QB	1993-96
HOUSHMANDZADEH, T.J.	Oregon State	WR	2011
HOUSTON, Lamarr	Texas	DE	2010-11
HOWARD, Desmond	Michigan	WR	1997-98
HOWARD, Thomas	UTEP	LB	2006-10
HOYING, Bobby	Ohio State	QB	1999-01
HUBBARD, Marv	Colgate	RB	1969-75
HUDDLESTON, John	Utah	LB	1978-79
HUDSON, Bob	Northeast Oklahoma	RB	1973-74

HUFF, Michael  
HULSEY, Corey  
HUMM, David  
HUNTLEY, Ricky  
HUNTLEY, Kevin  
HUSTED, Michael

Texas  
Clemson  
Nebraska  
Arizona  
Kansas State  
Virginia

DB 2006-11  
G-T 2003-06  
QB 1975-79, 83-84  
LB 1989-90  
DE 2006  
K 1999

## —I—

IOANE, Junior  
IRON, Gerald  
IRON, Grant  
ISMAIL, Raghib

Arizona State  
Maryland State  
Notre Dame  
Notre Dame

DT 2000-02  
LB 1970-75  
DE 2003-06  
WR 1993-95

## —J—

JACKSON, Bo  
JACKSON, Bobby  
JACKSON, Grady  
JACKSON, Leonard  
JACKSON, Monte  
JACKSON, Richard  
JACKSON, Steve  
JACKSON, Victor  
JACOBS, Proverb  
JAEGER, Jeff  
JAGIELSKI, Harry  
JAKOWENKO, George  
JAMES, Tory  
JANIKOWSKI, Sebastian  
JASPER, Ed  
JELACIC, Jon  
JENKINS, Robert  
JENKINS, Ronney  
JENNINGS, Brandon  
JENNINGS, Rick  
JENSEN, Derrick  
JENSEN, Russ  
JETT, James  
JIMERSON, A.J.  
JOHNSON, Chris  
JOHNSON, Eric  
JOHNSON, Kevin  
JOHNSON, Monte  
JOHNSON, Rob  
JOHNSON, Teyo  
JOHNSON, Tim  
JOHNSTON, Mark  
JOHNSTONE, Lance  
JOLLEY, Doug  
JONES, Calvin  
JONES, David  
JONES, Horace  
JONES, Jim  
JONES, Mike  
JONES, Sean  
JONES, Taiwan  
JONES, Willie  
JORDAN, Charles  
JORDAN, LaMont  
JORDAN, Randy  
JORDAN, Shelby  
JOSEPH, William  
JOYNER, L.C.  
JUNKIN, Trey

Auburn  
New Mexico State  
Knoxville  
Oklahoma State  
San Diego State  
Southern  
Louisiana State  
Bowie State  
California  
Washington  
Indiana  
Syracuse  
Louisiana State  
Florida State  
Texas A&M  
Minnesota  
UCLA  
Northern Arizona  
Texas A&M  
Maryland  
Texas Arlington  
California Lutheran  
West Virginia  
Norfolk State  
Louisville  
Nebraska  
Texas Southern  
Nebraska  
Southern California  
Stanford  
Youngstown State  
Northwestern  
Temple  
Brigham Young  
Nebraska  
Delaware State  
Louisville  
Washington  
Missouri  
Northeastern  
Eastern Washington  
Florida State  
Long Beach CC  
Maryland  
North Carolina  
Washington (Mo.)  
Miami  
Diablo Valley J.C.  
Louisiana Tech

RB 1987-90  
RB 1964  
DT 1997-01  
LB 1987  
DB 1978-82  
LB 1966  
DB 1977  
DB 1987  
T 1963-64  
K 1989-95  
DT 1961  
K 1974  
DB 2000-02  
K 2000-11  
DT 2005  
DE 1961-64  
T 1994-96  
RB 2003  
DB 2000-02  
WR 1976-77  
RB-TE 1979-86  
QB 1985  
WR 1993-02  
LB-DE 1990-91  
DB 2007-11  
LB-DB 2000-03  
DT 1997  
LB 1973-80  
QB 2003  
TE 2003-04  
LB 2002-05  
DB 1964  
DE 1996-00, 2006  
TE 2002-04  
RB 1994-95  
TE 1992  
DE 1971-75  
LB 1961  
LB 1991-96  
DE 1984-87  
RB 2011  
DE 1979-82  
WR 1993  
RB 2005-07  
RB 1993, 1998-02  
T 1983-86  
DT 2008-09  
DB 1960  
TE 1985-89, 1996






## ALL-TIME RAIDERS PLAYERS

## —K—

KAUFMAN, Napoleon	Washington	RB	1995-00
KEATING, Tom	Michigan	DT	1966-72
KELLY, Joe	Washington	LB	1993
KELLY, Tommy	Mississippi State	DT	2004-11
KENNEDY, Lincoln	Washington	T	1996-03
KENT, Greg	Utah	T	1966
KEYES, Bob	San Diego	RB	1960
KIDD, Carl	Arkansas	DB	1995-96
KIMMEL, Jamie	Syracuse	LB	1986-88
KING, Emanuel	Alabama	LB	1989
KING, Joe	Oklahoma State	DB	1995
KING, Kenny	Oklahoma	RB	1980-85
KING, Linden	Colorado State	LB	1986-89
KINLAW, Reggie	Oklahoma	DT	1979-84
KIRBY, Terry	Virginia	RB	2000-02
KLEIN, Dick	Iowa	T	1963-64
KLINGER, David	Houston	QB	1996-97
KNIGHT, Marcus	Michigan	WR	2001-02
KOCH, Pete	Maryland	DE	1989
KOCUREK, Dave	Wisconsin	TE	1967-68
KOEGEL, Warren	Penn State	C	1971
KOHN, Tim	Iowa State	G	1997, 1999
KORVER, Kelvin	Northwestern (Iowa)	DT	1973-77
KOWALCZYK, Walt	Michigan State	RB	1961
KOY, Ted	Texas	TE	1970
KRAKOSKI, Joe	Illinois	DB	1963-66
KRUSE, Bob	Wayne State	G	1967-68
KUNZ, Terry	Colorado	RB	1976-77
KWALICK, Ted	Penn State	TE	1975-77
KYSAR, Jeff	Arizona State	T	1995-96

## —L—

LACHEY, Jim	Ohio State	T	1988
LAMONICA, Daryle	Notre Dame	QB	1967-74
LAND, Dan	Albany State	DB	1989-97
LANIER, Ken	Florida State	T	1993
LARSCHIED, Jack	Pacific	RB	1960-61
LARSON, Paul	California	QB	1960
LASKEY, Bill	Michigan	LB	1966-70
LASSITER, Issac	St. Augustine	DE	1965-69
LATHAN, Greg	Cincinnati	WR	1987
LAWRENCE, Henry	Florida A&M	T	1974-86
LAWRENCE, Larry	Iowa	QB	1974-75
LAWTON, Luke	McNeese State	RB	2008-09



Howie Long

LECHLER, Shane	Texas A&M	P	2000-11
LEE, ReShard	Middle Tennessee St.	RB	2006
LEE, Zeph	Southern California	RB-DB	1987-89
LEKKERKERKER, Brad	California-Davis	T	2005
LELIE, Ashley	Hawaii	WR	2008
LEVITT, Chad	Cornell	RB	1997
LEWIS, Albert	Grambling	DB	1994-98
LEWIS, Bill	Nebraska	C-G	1986-89
LEWIS, Garry	Alcorn State	DB	1990-91
LEWIS, Harold	Houston	RB	1962
LEWIS, Tahaun	Nebraska	DB	1991
ILES, Alva	Boise State	DT	1980
LLOYD, Doug	North Dakota State	RB	1991
LOCKETT, Wade	Cal State-Fullerton	WR	1987
LOCKLIN, Billy Ray	New Mexico State	G	1960
LOFTON, James	Stanford	WR	1987-88
LONG, Howie	Villanova	DE-DT	1981-93
LOPER, Daniel	Texas Tech	G	2010
LOSMAN, J.P.	Tulane	QB	2009
LOTT, Billy	Mississippi	RB	1960
LOTT, Ronnie	Southern California	DB	1991-92
LOUDERBACK, Tom	San Jose State	LB	1960-61
LOVE, Clarence	Toledo	DB	2002-03
LYNCH, Lorenzo	Sacramento State	DB	1996-97
LYONS, Lamar	Washington	DB	1996

## —M—

MacKINNON, Jacque	Colgate	TE	1970
MACON, Ed	Pacific	DB	1960
MADSEN, John	Utah	TE	2006-08
MANN, Errol	North Dakota	K	1976-78
MANOUKIAN, Don	Stanford	G	1960
MARINOVICH, Marv	Southern California	G	1965
MARINOVICH, Todd	Southern California	QB	1991-92
MARSH, Curt	Washington	G	1981-86
MARTEN, James	Boston College	T	2008
MARTIN, Ted	Southern California	LB	1977-88
MARTIN, Ree	Tennessee	QB	2003
MARTINI, Rich	California-Davis	WR	1979-80
MARVIN, Mickey	Tennessee	G	1977-87
MARYLAND, Russell	Miami	DT	1996-99
MASON, Lindsey	Kansas	T	1978-81
MATSDOS, Arch	Michigan State	LB	1963-65
MATTHEWS, Ira	Wisconsin	RB-WR	1979-81
MATUSZAK, John	Tampa	DE-DT	1976-82
MAXWELL, Tom	Texas A&M	DB	1971-73
MAYBERRY, Doug	Utah State	RB	1963
McCALL, Joe	Pittsburgh	RB	1984
McCALLUM, Napoleon	U.S. Naval Academy	RB	1986, 1990-94
McCANN, Bryan	SMU	DB	2011
McCLAIN, Rolando	Alabama	LB	2010-11
McCLANAHAN, Randy	SW Louisiana	LB	1977, 1980-82
McCLOUGHAN, Kent	Nebraska	DB	1965-70
McCOLL, Milt	Stanford	LB	1988
McCOWN, Josh	Sam Houston State	QB	2007
McCOY, Larry	Lamar	LB	1984
McCOY, Mike	Notre Dame	DT	1977-78
McDANIEL, Terry	Tennessee	DB	1988-97
McELROY, Reggie	West Texas State	G-T	1991-92
McELROY, Vann	Baylor	DB	1982-90
McFADDEN, Darren	Arkansas	RB	2008-11
McFADDEN, Walter	Auburn	CB	2010
McFARLAN, Nyle	Brigham Young	DE	1960
McFOY, Chris	Southern California	WR	2007
McGLOCKTON, Chester	Clemson	DT	1992-97
McKENZIE, Reggie	Tennessee	LB	1985-88
McKINNEY, Odis	Colorado	DB	1980-86
McLEMORE, Chris	Arizona	RB	1987-88
McMATH, Herb	Morningside	DT	1976
McMILLEN, Dan	Colorado	LB	1987
McMILLIN, Jim	Colorado State	DB	1963-64
McMURTRY, Chuck	Whittier	DT	1962-63
McQUISTAN, Paul	Weber State	G	2006-09
McRAE, Charles	Tennessee	T	1996
MEDLIN, Dan	North Carolina State	G	1974-76, 1979



## ALL-TIME RAIDERS PLAYERS

MENDENHALL, Terry	San Diego State	LB	1971-72	OGLESBY, Paul	UCLA	T	1960
MERCER, Mike	Northern Arizona	K	1963-66	OLIVER, Ralph	Southern California	LB	1968-69
MERRILL, Mark	Minnesota	LB	1984	OSBORNE, Chuck	Arizona	DT	1998-99
MICKELL, Darren	Florida	DE	2001	OSBORNE, Clancy	Arizona State	LB	1963-64
MICKENS, Terry	Florida A&M	WR	1998-00	O'NEAL, Oren	Arkansas State	RB	2007-09
MIDDLETON, Frank	Arizona	G	2001-04	O'STEEN, Dwayne	San Jose State	DB	1980-81
MILLEN, Matt	Penn State	LB	1980-88	O'SULLIVAN, J.T.	UC Davis	QB	2010
MILLER, Alan	Boston College	RB	1961-63, 1965	OTTO, Gus	Missouri	LB	1965-72
MILLER, Bill	Miami	WR	1964, 1966-68	OTTO, Jim	Miami	C	1960-74
MILLER, Derek	Maryland	TE	2006	OWENS, Burgess	Miami	DB	1980-82
MILLER, Justin	Clemson	DB	2008-09				
MILLER, Nick	Southern Utah	WR	2009-11				
MILLER, Zach	Arizona State	TE	2007-10				
MILLS, John Henry	Wake Forest	LB-TE	1997-98				
MILLS, Charles	Washington	DB	1999				
MINGO, Gene	None	K	1964-65				
MIRALDI, Dean	Utah	G	1987				
MIRER, Rick	Notre Dame	QB	2002-03				
MIRICH, Rex	Northern Arizona	DT	1964-66				
MISCHAK, Bob	U.S. Military Academy	TE-G	1963-65				
MITCHELL, Mike	Ohio	DB	2009-11				
MITCHELL, Tom	Bucknell	TE	1966				
MIX, Ron	Southern California	T	1971				
MOFFETT, Tim	Mississippi	WR	1985-86				
MONTALBO, Mel	Utah State	DB	1962				
MONTEZ, Alfred	Western New Mexico	QB	1996				
MONTGOMERY, Cle	Abilene Christian	RB-WR	1981-85				
MONTGOMERY, Tyrone	Mississippi	RB	1993-94				
MONTROY, Max	UCLA	G	1990-94				
MOODY, Keith	Syracuse	DB	1980				
MOORE, Bob	Stanford	TE	1971-75				
MOORE, Denarius	Tennessee	WR	2011				
MOORE, Manfred	Southern California	RB	1976				
MORANT, Johnnie	Syracuse	WR	2004-06				
MORRIS, Chris	Michigan State	C-G	2006-09				
MORRIS, Riley	Florida A&M	DE	1960-62				
MORRISON, Dave	Southwest Texas State	DB	1968				
MORRISON, Kirk	San Diego State	LB	2005-09				
MORROW, Tom	Southern Mississippi	DB	1962-64				
MORTON, Mike	North Carolina	LB	1995-98				
MOSEBAR, Don	Southern California	C-G-T	1983-94				
MOSS, Jarvis	Florida	DE	2010-11				
MOSS, Randy	Marshall	WR	2005-06				
MOSS, Winston	Miami	LB	1991-94				
MOSTARDI, Rich	Kent State	DB	1962				
MRAZ, Mark	Utah State	DE	1989				
MUELLER, Vance	Occidental	RB	1986-91				
MUHAMMAD, Calvin	Texas Southern	WR	1982-83				
MUIRBROOK, Shay	Brigham Young	LB	1997				
MURANSKY, Ed	Michigan	G-T	1982-84				
MURDOCK, Jesse	California Western	RB	1963				
MURPHY, Louis	Florida	WR	2009-11				
MUSTAFAA, Najee	Georgia Tech	DB	1995				
MYERS, Brandon	Iowa	TE	2009-11				
MYLES, Toby	Jackson State	G-T	2000-01				

## —N—

NASH, Keyon	Albany State	DB	2004
NDUKWE, Chinedum	Notre Dame	DB	2011
NEDNEY, Joe	San Jose State	K	1999
NELSON, Bob	Nebraska	LB	1980-85
NEWBERRY, Jeremy	California	C	2007
NEWMAN, Anthony	Oregon	DB	1998-99
NICKLAS, Pete	Baylor	T	1962
NIXON, David	BYU	LB	2009
NOBLE, Mike	Stanford	LB	1987
NORRIS, Jim	Houston	DT	1962-64
NORRIS, Slade	Oregon State	LB	2009
NOVSEK, Joe	Tulsa	DE	1962

## —O—

OATS, Carleton	Florida A&M	DT	1965-72
OGAS, Dave	San Diego State	LB	1968

## —P—

PALMER, Carson	USC	QB	2011
PALMER, Jonathan	Auburn	G	2007
PAPAS, Nick	Fresno State	QB	1961
PARILLI, Babe	Kentucky	QB	1960
PARKER, Andy	Utah	TE	1984-88, 1990
PARKER, Ron	Newberry	DB	2011
PARKS, Nate	Stanford	G-T	1999-00
PARRELLA, John	Nebraska	DT	2002-04
PASTORINI, Dan	Santa Clara	QB	1980
PATTEN, Joel	Duke	T	1991
PATTERSON, Elvis	Kansas	DB	1990-93
PATTISON, Mark	Washington	WR	1986
PEAR, Dave	Washington	DT	1979-80
PEARS, Erik	Colorado State	G-T	2009
PEAT, Todd	Northern Illinois	G	1990, 1992-93
PEETE, Rodney	Southern California	QB	2000-01
PERRY, Gerald	Southern	T	1993-95
PERRY, Mario	Mississippi	TE	1987
PERRYMAN, Raymond	Northern Arizona	DB	2001
PETERS, Volney	Southern California	DT	1961
PETERSON, Calvin	UCLA	LB	1982
PHILLIPS, Charles	Southern California	DB	1975-80
PHILLIPS, Irvin	Arkansas Tech	DB	1983
PHILLIPS, Jess	Michigan State	RB	1975
PHILYAW, Charles	Texas Southern	DE	1976-79
PICKEL, Bill	Rutgers	DT-DE	1983-90
PICKENS, Bruce	Nebraska	DB	1995
PIERSON, Shurron	South Florida	LB	2003
PITTS, Frank	Southern	WR	1974
PLUNKETT, Jim	Stanford	QB	1978-86
POOLE, Tyrone	Fort Valley State	CB	2006
POPE, Marquez	Fresno State	DB	2000-01
PORTER, Jerry	West Virginia	WR	2000-07
PORTER, Joe	Rutgers	DB	2011
PORTER, Kerry	Washington State	RB	1989
POWELL, Art	San Jose State	WR	1963-66
POWELL, Charlie	None	DE	1960-61
POWERS, Warren	Nebraska	DB	1963-68
PREBOLA, Gene	Boston University	TE	1960
PRICE, Dennis	UCLA	DB	1988-89
PRIOR, Anthony	Washington State	DB	1998
PROUT, Bob	Knox College	DB	1974
PRUITT, Greg	Oklahoma	RB	1982-84
PRYOR, Terrelle	Ohio State	QB	2011
PYLE, Palmer	Michigan State	G	1966
PYLES, David	Miami (Ohio)	T	1987

## —Q—

QUEEN, Jeff	Morgan State	RB-TE	1972-73
-------------	--------------	-------	---------

## —R—

RAE, Mike	Southern California	QB	1976-78
RAMSEY, Derrick	Kentucky	TE	1978-83
RANKIN, Louis	Washington	RB	2008-09
RATHMAN, Tom	Nebraska	RB	1994
RAY, Marcus	Michigan	DB	1999
REDMOND, J.R.	Arizona State	RB	2003-04
REECE, Marcel	Washington	RB	2008-11
REESE, Archie	Clemson	DT	1982-83
REGENT, Shawn	Boston College	C	1987



## ALL-TIME RAIDERS PLAYERS

REINFELDT, Mike	Wisconsin, Milwaukee	DB	1976
REYNOLDS, Billy	Pittsburgh	QB	1960
REYNOLDS, M.C.	Louisiana State	QB	1962
RHODES, Dominic	Midwestern State	RB	2007
RICE, Floyd	Alcorn A&M	LB	1976-77
RICE, Harold	Tennessee State	DE	1971
RICE, Jerry	Mississippi Valley St.	WR	2001-04
RICE, Ken	Auburn	T	1964-65
RICH, Randy	New Mexico	DB	1978
RICHARDSON, Jay	Ohio State	DE	2007-09
RIDDICK, Louis	Pittsburgh	DB	1998
RIDDLE, Ryan	California	LB	2005
RIDLEHUBER, Preston	Georgia	RB	1968
RIEHM, Chris	Ohio State	G	1986-88
RIEVES, Charles	Houston	LB	1962-63
RISON, Andre	Michigan State	WR	2000
RITCHIE, Jon	Stanford	RB	1998-02
RIVERA, Hank	Oregon State	DB	1962
RIVERS, David	Western Carolina	QB	2004
ROBBINS, Austin	North Carolina	DT	1994-95, 2000
ROBBINS, Barret	Texas Christian	C	1995-03
ROBERSON, Bo	Cornell	WR	1962-65
ROBERTS, Cliff	Illinois	DT	1961
ROBINSON, Greg	Northeast Louisiana	RB	1993-94
ROBINSON, Jerry	UCLA	LB	1985-91
ROBINSON, Johnny	Louisiana Tech	DT-DE	1981-83
ROBISKIE, Terry	Louisiana State	RB	1977-79
RODERICK, John	Southern Methodist	WR	1968
RODRIGUEZ, Mike	Alabama	DT	1987
ROEDEL, Herb	Marquette	G	1961
ROMANO, Jim	Penn State	C	1982-84
ROMANOWSKI, Bill	Boston College	LB	2002-03
ROSENSTEIL, Bob	Eastern Illinois	TE	1997
ROTHER, Tim	Nebraska	T-DT	1989-90
ROUTT, Stanford	Houston	DB	2005-11
ROWE, Dave	Penn State	DT	1975-78
RUBKE, Karl	Southern California	DE	1968
RUSSELL, Booker	Southwest Texas State	RB	1978-79
RUSSELL, Darrell	Southern California	DT-DE	1997-01
RUSSELL, Gary	Minnesota	RB	2009
RUSSELL, JaMarcus	LSU	QB	2007-09



Jerry Rice

—S—			
SABAL, Ron	Purdue	T	1960-61
SANDS, Terrell	Tenn. Chattanooga	DT	2003-08
SANTIAGO, O.J.	Kent State	TE	2003
SAPP, Warren	Miami (Fla.)	DT	2004-07
SATELE, Samson	Hawaii	C	2009-11
SCHILENS, Chaz	San Diego State	WR	2008-11
SCHMAUTZ, Ray	San Diego State	LB	1966
SCHROEDER, Jay	UCLA	QB	1988-92
SCHUH, Harry	Memphis State	T	1965-70
SCHWEIGERT, Stuart	Purdue	DB	2004-07
SCOTT, Carey	Kentucky State	DB	2002-03
SCOTT, Trevor	Buffalo	DE-LB	2008-11
SEALE, Sam	Western State (Colo.)	WR-DB	1984-87, 92
SEILER, Paul	Notre Dame	T	1971-73
SEYMOUR, Richard	Georgia	DE-DT	2009-11
SHABAZZ, Sideeq	New Mexico State	DB	2003
SHAUGHNESSY, Matt	Wisconsin	DE	2009-11
SHAW, Glenn	Kentucky	RB	1963-64
SHAW, Terrance	Stephen F. Austin	DB	2002-03
SHEDD, Kenny	Northern Iowa	WR	1996-99
SHELL, Art	Maryland State	T	1968-82
SHEPPARD, Lito	Florida	DB	2011
SHERMAN, Rod	Southern California	WR	1967, 1969-71
SHIPP, Jackie	Oklahoma	LB	1989
SHIRKEY, George	Stephen F. Austin	DT	1962
SIANI, Mike	Villanova	WR	1972-77
SIMPSON, Jack	Mississippi	LB	1962-64
SIMPSON, Willie	San Francisco State	RB	1962
SIMS, Barry	Utah	G-T	1999-07
SISTRUNK, Otis	None	DE-DT	1972-79
SKREPENAK, Greg	Michigan	T	1992-95
SLAUGHTER, Chad	Alcorn State	T	2002-06
SLIGH, Richard	North Carolina College	T	1967
SLOUGH, Greg	Southern California	LB	1971-72
SMITH, Anthony	Arizona	DE	1991-97
SMITH, Bubba	Michigan State	DE	1973-74
SMITH, Charles	Utah	RB	1968-74
SMITH, Hal	UCLA	DT	1961
SMITH, James	Compton J.C.	RB	1960
SMITH, Jim	Michigan	WR	1985
SMITH, Jimmy	Elon	RB	1984
SMITH, Kenny	Alabama	DT	2005
SMITH, Kevin	UCLA	TE	1992-94
SMITH, Ron	Wisconsin	DB	1974
SMITH, Steve	Penn State	RB	1987-93
SMITH, Travian	Oklahoma	LB	1998-04
SMITH, Willie	Michigan	RB	1961
SOMMER, Mike	George Washington	RB	1963
SPENCER, Ollie	Kansas	G	1963
SPIVEY, Mike	Colorado	DB	1980
SQUIREK, Jack	Illinois	LB	1982-85
STABLER, Ken	Alabama	QB	1970-79
STALLS, Dave	Northern Colorado	DT	1983, 1985
STARKS, Duane	Miami	CB	2006-07
STEINFORT, Fred	Boston College	K	1976
STEMKE, Kevin	Wisconsin	P	2002
STEPHENS, Rich	Tulsa	G-T	1992-96
STEWART, Joe	Missouri	WR	1978-79
STEWART, Tony	Penn State	TE	2007-09
STINCHCOMB, Matt	Georgia	T	1999-03
STOKES, Barry	Eastern Michigan	T	1999
STONE, Jack	Oregon	T	1961-62
STONE, John	Wake Forest	WR	2004
STONE, Ron	Boston College	G	2004-05
STRACHAN, Steve	Boston College	RB	1985-89
STREIGEL, Bill	Pacific	LB	1960
STRONG, Darrell	Pittsburgh	TE	2008
STUBBLEFIELD, Dana	Kansas	DT	2003
SVIHUS, Bob	Southern California	T	1965-70
SWEENEY, Steve	California	WR	1973
SWILLING, Pat	Georgia Tech	DE	1995-96, 1998
SWORD, Sam	Michigan	LB	1999
SYLVESTER, Steve	Notre Dame	C-G-T	1975-83



## ALL-TIME RAIDERS PLAYERS

## —T—

TALLEY, Stan	Texas Christian	K	1987
TATUM, Jack	Ohio State	DB	1971-79
TAUTOLO, John	UCLA	T	1987
TAVES, Josh	Northeastern	DE	2000-01
TAYLOR, Billy	Texas Tech	RB	1982
TAYLOR, Malcolm	Tennessee State	DT	1987-88
TAYLOR, Travis	Florida	WR	2007
TEAL, Willie	Louisiana State	DB	1987
TERESA, Tony	San Jose State	RB	1960
TERRILL, David	Texas-El Paso	DB	2004
THOMAS, Robert	UCLA	LB	2006-08
THOMAS, Skip	Southern California	DB	1972-77
THOMAS, William	Texas A&M	LB	2000-01
THOMS, Art	Syracuse	DT	1969-76
TILLMON, Tony	Texas	DB	1987
TODD, Larry	Arizona State	RB	1965-70
TONGA, Manase	BYU	RB	2011
TONGUE, Reggie	Oregon State	S	2005
TOOMAY, Pat	Vanderbilt	DE	1977-79
TORAN, Stacey	Notre Dame	DB	1984-88
TOWNSEND, Greg	Texas Christian	DE-LB	1983-93, 97
TRAPP, James	Clemson	DB	1993-97
TRASK, Orville	Rice	DT	1962
TREU, Adam	Nebraska	C-G-T	1997-06
TRUAX, Dalton	Tulane	DT	1960
TRUITT, Olanda	Mississippi State	WR	1996-97
TUIASOSOPO, Marques	Washington	QB	2001-06, 2008
TUITELE, Maugaula	Colorado State	LB	2004
TURK, Dan	Wisconsin	C	1989-96
TURNER, Eric	UCLA	DB	1997-99
TYSON, Richard	Tulsa	G	1966

## —U—

UPSHAW, Gene	Texas A&I	G	1967-81
UPSHAW, Regan	California	DE	2000-02
URENDA, Herman	Pacific	WR	1963

## —V—

VALDEZ, Vernon	San Diego University	DB	1962
VAN DIVIER, Randy	Washington	G	1982
VAN DYKE, DeMarcus	Miami	DB	2011
VAN EEGHEN, Mark	Colgate	RB	1974-81
VANN, Norwood	East Carolina	LB	1988
VAN PELT, Brad	Michigan State	LB	1984-85
VAUGHAN, Ruben	Colorado	DT-DE	1982
VELDHEER, Jared	Hillsdale	T-C	2010-11
VELLA, John	Southern California	G-T	1972-79
VILLAPIANO, Phil	Bowling Green	LB	1971-79
VOIGHT, Bob	Los Angeles State	DE	1961

## —W—

WADDELL, Michael	North Carolina	DB	2008
WADE, John	Marshall	C	2008
WAKEFIELD, Fred	Illinois	OL-DL	2008
WALKER, Denard	LSU	DB	2004-05
WALKER, Derrick	Michigan	TE	1999
WALKER, Fulton	West Virginia	DB	1985-86
WALKER, Javon	Florida State	WR	2008-09
WALKER, Langston	California	T-G	2002-06, 09-10
WALKER, Marquis	Southern Missouri	DB	1998-99
WALLACE, Aaron	Texas A&M	LB-DE	1990-95, 97-98
WALTER, Andrew	Arizona State	QB	2005-08
WAND, Seth	N.W. Missouri State	T	2007-08
WARD, B.J.	Florida State	DB	2007
WARE, Jeremy	Michigan State	DB	2010
WARE, Tim	Southern California	WR	1989
WARREN, Gerard	Florida	DT	2007-09
WARREN, Jimmy	Illinois	DB	1970-74, 1977
WARZEKA, Ron	Montana State	DE	1960
WASHINGTON, Fabian	Nebraska	CB	2005-07

WASHINGTON, Lionel	Tulane	DB	1987-94, 1997
WASHINGTON, Ronnie	Northeast Louisiana	LB	1987
WASHINGTON, Ted	Louisville	DT	2004-05
WATKINS, Todd	BYU	WR	2008-09
WATTS, Robert	Boston College	LB	1978
WATTS, Ted	Texas Tech	DB	1981-84
WAYMER, Dave	Notre Dame	DB	1992
WEATHERS, Carl	San Diego State	LB	1970-71
WEAVER, Gary	Fresno State	LB	1973-74
WELLS, Warren	Texas Southern	WR	1967-70
WESTBROOKS, Greg	Colorado	LB	1978-81
WHEATLEY, Tyrone	Michigan	RB	1999-03
WHEELER, Dwight	Tennessee State	C-T	1984, 1987-88
WHEELER, Ron	Washington	TE	1987
WHITE, Alberto	Texas Southern	DE	1994
WHITE, Eugene	Florida A&M	RB	1962
WHITLEY, Curtis	Clemson	C-G	1997
WHITTAKER, Scott	Kansas	C-T	1997
WHITTLED, Alvis	North Carolina State	WR	2002-06
WHITTINGTON, Arthur	Southern Methodist	RB	1978-81
WILKERSON, Bruce	Tennessee	G-T	1987-94, 1998
WILLIAMS, Brock	Notre Dame	DB	2004
WILLIAMS, David	Illinois	WR	1987
WILLIAMS, Demise	Oklahoma State	DB	1987
WILLIAMS, Dokie	UCLA	WR	1983-87
WILLIAMS, Harvey	Louisiana State	RB-TE	1994-98
WILLIAMS, Henry	San Diego State	DB	1979
WILLIAMS, Howie	Howard	DB	1964-69
WILLIAMS, Jamie	Nebraska	TE	1994
WILLIAMS, Jermaine	Houston	RB	1998-99
WILLIAMS, K.D.	Henderson State	LB	1999
WILLIAMS, Marcus	Washington State	TE	2002
WILLIAMS, Mike	Southern California	WR	2007
WILLIAMS, Randal	New Hampshire	TE	2005-06
WILLIAMS, Ricky	Langston	DB	1985, 1987
WILLIAMS, Rodney	Arizona	WR	1998-99
WILLIAMS, Roland	Syracuse	TE	2001-02, 2004
WILLIAMS, Sam	Fresno State	LB	2003-10
WILLIAMS, Willie	Grambling	DB	1966
WILLIAMSON, Fred	Northwestern	DB	1961-64
WILLIAMSON, J.R.	Louisiana Tech	LB	1964-67
WILLIS, Chester	Auburn	RB	1981-84
WILLIS, Mitch	Southern Methodist	DT	1985-88
WILSON, Gibril	Tennessee	DB	2008
WILSON, Marc	Brigham Young	QB	1980-87
WILSON, Marcus	Virginia	RB	1991
WILSON, Mark	California	T	2007-08
WILSON, Nemiah	Grambling	DB	1968-74
WILSON, Otis	Louisville	LB	1989
WILSON, Wade	East Texas State	QB	1998-99
WIMBLEY, Kameron	Florida State	LB	2010-11
WINANS, Jeff	Southern California	G-DT	1976
WISE, Mike	California-Davis	DE	1986-90
WISNIEWSKI, Stefan	Penn State	G/C	2011
WISNIEWSKI, Steve	Penn State	G	1989-01
WOLFF, Scott	Mt. Union	QB	1987
WONG, Joe	Brigham Young	G-T	2003
WOOD, Dick	Auburn	QB	1965
WOODEN, Terry	Syracuse	LB	1998
WOODS, Chris	Auburn	WR	1987-88
WOODSON, Charles	Michigan	DB	1998-05
WOODSON, Rod	Purdue	DB	2002-03
WRIGHT, Alexander	Auburn	WR	1992-94
WRIGHT, Steve	Northern Iowa	T	1987-93
WYATT, Alvin	Bethune-Cookman	DB	1970

## —Y—

YOUSO, Frank	Minnesota	T	1963-65
--------------	-----------	---	---------

## —Z—

ZECHER, Rich	Utah State	T	1965
ZEREOUE, Amos	West Virginia	RB	2004
ZOGG, John	Boise State	G	1987





## RAIDERS ALL-TIME DRAFT PICKS



Jim Otto — 1960

## 1960

(First selections)

Jim Andreotti, C, Northwestern  
 Maxie Baughan, C, Georgia Tech  
 George Blanch, HB, Texas  
 Cloyd Boyette, T-G, Texas  
 Willie Boykin, T, Michigan  
 Carmen Cavalli, E, Richmond  
 Jim Chastain, T-G, Michigan State  
 Fran Curci, QB, Miami  
 Carroll Dale, E, Virginia Tech  
 Purcell Daniels, FB, Pepperdine  
 Don Deskin, T, Michigan  
 Leon Dumbrowski, T-G, Delaware  
 Ken Fitch, T, Kansas  
 Dale Hackbart, QB, Wisconsin  
 Abner Haynes, HB, No. Texas St.  
 Vin Hogan, HB, Boston College  
 Bob Jarus, HB, Purdue  
 Earl Kohlhaas, G, Penn State  
 Bobby Lackey, QB, Texas  
 Neil MacLean, FB, Wake Forest  
 Larry Muff, E, Benedictine  
 Don Norton, E, Iowa  
 Jim O'Brien, T, Boston College  
 Jim Otto, C, Miami  
 Chuck Pollard, E, Rice  
 Billy Roland, G, Georgia  
 Ray Smith, FB, UCLA  
 Wade Smith, HB, North Carolina  
 Jerry Stalcup, G, Wisconsin  
 John Wilcox, T, Oregon  
 Al Witcher, E, Baylor  
 Silas Woods, HB, Marquette  
 Mike Wright, T, Minnesota  
 C.J. Alexander, HB, Southeastern  
 Pervis Atkins, HB, New Mexico St.  
 Al Bansavage, T-G, USC  
 Walter Beach, HB, Central Michigan  
 Johnny Brewer, E, Mississippi  
 Don Edington, E, Florida  
 Howard Evans, C, Houston  
 Fred Hageman, C, Kansas  
 Bill Herron, E, Georgia  
 Bob Hogue, T-G, Shepherd  
 Gerald Lambert, T-G, Texas A&I  
 Sam McCord, QB, East Texas St.  
 Rich Mostardo, HB, Kent State  
 Bob Parker, T-G, East Texas State  
 Tony Polychronis, T-G, Utah  
 Dan Sheehan, T-G, Tenn.-Chattanooga

(Second selections)

Howard Turley, E, Louisville  
 Jim Williams, T-G, North Carolina  
 Jim Woodward, T-G, Lamar

## 1961

1	4	Joe Rutgens, T, Illinois
2	12	George Fleming, HB, Washington
3	20	Myron Pottios, G, Notre Dame
4	28	Elbert Kimbrough, E, Northwestern
5	36	Dick Norman, QB, Stanford
6	44	Bobby Crespinio, HB, Mississippi
7	52	Ray Purdin, HB, Northwestern
8	57	Tom Watkins, HB, Iowa State
9	68	Lowndes Shingler, QB, Clemson
10	76	Ken Peterson, T, Utah
11	84	Dave Mayberry, FB, Utah State
12	92	Bob Schmitz, G, Montana State
13	100	Gerald Burch, E, Georgia Tech
14	108	Clark Miller, T, Utah State
15	116	Bob Coolbaugh, E, Richmond
16	124	Chuck Lamson, HB, Wyoming
17	132	Joe Novsek, T, Tulsa
18	140	Joe Krakoski, HB, Illinois
19	148	Charles Fuller, HB, San Francisco St.
20	156	Preston Powell, FB, Grambling
21	164	Mike Jones, QB, San Jose State
22	172	Blayne Jones, G, Idaho State
23	180	Roger Fisher, C, Utah State
24	188	Jack Novak, G, Miami
25	196	Paul Yanke, E, Northwestern
26	204	Dean Hinshaw, T, Stanford
27	212	Clair Appledoom, E, San Jose St.
28	220	Dave Grosz, QB, Oregon
29	228	Ed Morris, T, Indiana
30	236	Bill Face, HB, Stanford

## 1962

1	1	Roman Gabriel, QB, No. Carolina St
2	9	Lance Alworth, FL, Arkansas
3	17	Ed Pine, C, Utah
4	25	John Myers, T, Washington
5	33	Joe Hernandez, HB, Arizona
6	41	Dan Birdwell, C, Houston
7	49	Jim Norris, T, Houston
8	57	Ferrell Yarbrough, E, Northwestern
9	65	Jim Dillard, HB, Oklahoma State
10	73	Henry Rivera, HB, Oregon State
12	89	Jim Skaggs, G, Washington
12	94	Oscar Donahue, E, San Jose State
13	97	George Pierovich, FB, California
14	105	Bert Coan, HB, Kansas
15	113	Floyd Dean, E, Florida
16	121	Pat Russ, T, Purdue
17	129	Larry Ferguson, HB, Iowa
18	137	Jim Vollenweider, FB, Miami
19	145	Dennis Spurlock, QB, Whitworth
19	146	Kent Horne, T, BYU
20	153	John Sutro, G, San Jose State
21	161	Bill Tunncliff, FB, Michigan
22	169	Jim Cadile, E, San Jose State
23	177	Elvin Basham, G, Kansas
24	185	Mickey Bruce, G, Oregon
25	193	Tom Cagaanan, HB, Utah State
26	201	Fred Miller, T, LSU
27	209	Keith Luhnaw, FB, Santa Ana J.C.
28	217	Mary Marinovich, T, USC
29	225	Leon Donahue, E, San Jose State
30	233	Pete Nicklas, T, Baylor
31	241	Bob Elliot, FB, North Carolina
32	249	Bobby Richards, DE, LSU
33	257	Eugene White, HB, Florida A&M
34	265	Bill Worrell, T, Georgia



## RAIDERS ALL-TIME DRAFT PICKS

## 1963

6	41	Butch Wilson, HB, Alabama
7	49	Dave Costa, T, Utah
8	57	Roger Locke, E, Arizona State
9	65	Jerry Logan, HB, West Texas State
10	73	Ray Schoenke, G, SMU
12	89	Walt Burdin, LB, McNeese State
12	95	Doyle Branson, HB, So. Oregon
13	97	Darnell Haney, E, Utah State
13	102	Drew Roberts, E, Humboldt State
15	113	Vern Burke, E, Oregon
16	121	Jim Moss, HB, West Virginia
17	129	John Murio, HB, Whitworth
18	137	Terry Dillon, HB, Montana
18	138	George Hogan, G, Texas A&M
19	145	Tony Fiorentino, G, UCLA
20	153	Rex Mirich, T, Arizona State
21	161	Neal Petties, HB, San Diego State
22	169	Hugh Campbell, E, Washington St.
23	177	Jon Anabo, QB, Fresno State
24	185	Dick Peters, T, Whittier
25	193	Bill McFarland, FB, Oklahoma St.
26	201	Dennis Claridge, QB, Nebraska
27	209	Dick Skelly, HB, Florida
28	217	Larry Campbell, FB, Utah State
29	225	Dick Anderson, E, Penn State

## 1964

1	7	Tony Lorick, HB, Arizona State
2	15	Dan Conners, T, Miami
3	23	George Bednar, T, Notre Dame
4	31	Bill Budness, LB, Boston University
5	39	Don Green, DB, Susquehanna
7	55	John Sapinsky, T, William & Mary
8	63	Vince Petno, DB, Citadel
9	71	John Williamson, G, Louisiana Tech
9	72	Herschel Turner, T, Kentucky
10	79	Mel Renfro, HB, Oregon
11	87	Larry Rakestraw, QB, Georgia
12	95	Billy Lothridge, QB, Georgia Tech
13	103	Mickey Babb, E, Georgia
14	111	Fred Polser, G, East Texas State
15	119	Mike Geirs, T, USC
16	127	Ron Wilkening, HB, No. Dakota St.
17	135	Fred Lewis, HB, Massachusetts
18	143	Ron Calcagno, QB, Santa Clara
19	151	Tom Michel, FB, East Carolina
20	159	Ed Beard, T, Tennessee
21	167	Carleton Oats, E, Florida A&M
22	175	Jim Long, FB, Fresno State
23	183	Bill Curry, C, Georgia Tech
24	191	Kent Francisco, T, UCLA
25	199	Terry Sieg, HB, Virginia
26	207	Gordon Guest, QB, Arkansas

## 1965

1	3	Harry Schuh, T, Memphis State
2	11	Fred Biletnikoff, WR, Florida State
3	19	Bob Svihus, T, USC
4	27	Gus Otto, LB, Missouri
9	67	Rich Zecher, T, Utah State
10	75	Craig Morton, QB, California
11	83	Bill Minor, LB, Illinois
13	99	Wally Mahle, DB, Syracuse
14	107	Loren Hawley, DB, California
15	115	Bill Cronin, DE, Boston College
16	123	Fred Hill, E, USC
17	131	Gary Porterfield, E, Tulsa
18	139	John Dugan, T, Holy Cross
19	147	Frank McClendon, T, Alabama
20	155	Bo Scott, HB, Ohio State

## 1965 REDSHIRT

1	Larry Todd, HB, Arizona State
2	Jim Harvey, T, Mississippi
3	Steve Mass, T, Detroit
4	Mickey Cox, T, LSU
5	Bob Taylor, G, Cincinnati
6	Gregg Kent, T, Utah
7	John Carroll, T, Texas
8	Henry Pinkett, HB, Baylor
9	Frank Pennie, T, Florida State
10	Brent Berry, T, San Jose State
11	Tom Longo, DB, Notre Dame
12	Dennis Duncan, HB, Louisiana College

## 1966

1	63	Rodger Bird, DB, Kentucky
2	57	Butch Allison, T, Missouri
3	58	Tom Mitchell, E, Bucknell
4	71	Richard Tyson, G, Tulsa
5	59	Pete Banaszak, HB, Miami
7	60	Franklin McRae, T, Tennessee St.
9	80	Clifton Kinney, LB, San Diego State
10	89	Tony Jeter, E, Nebraska
11	98	Joe Labruzzo, HB, LSU
12	107	Wayne Foster, T, Washington State
13	116	John Niland, G, Iowa
14	125	Mike Johnson, HB, Kansas
15	134	Steve Renko, FB, Kansas
16	143	Craig Ritchey, DB, Stanford
17	152	Ted Holman, DB, Syracuse
18	161	Art Robinson, E, Florida A&M
19	170	Jack Shinholser, LB, Florida State
20	179	Steve Bowman, FB, Alabama

## 1966 REDSHIRT

1	Rod Sherman, HB, USC
2	Tom Cichowski, T, Maryland
3	Ron Parson, E, Austin Peay
4	John Crumbacher, T, Tennessee
5	George Patton, T, Georgia
6	Dan Archer, T, Oregon
7	Bill Thomas, HB, Oklahoma
8	Ray Schmautz, LB, San Diego St.
9	Mel Tom, LB, San Jose State
10	Joe O'Brien, FB, Texas-Arlington
11	Mike Brundage, QB, Oregon

## 1967


1	17	Gene Upshaw, G, Texas A&I
3	75	Bill Fairband, LB, Colorado
4	96	James Roy Jackson, E, Oklahoma
5	124	Gerald Warfield, HB, Mississippi
5	131	Mike Hibler, LB, Stanford
6	155	Rick Egloff, QB, Wyoming
7	176	Ron Lewellen, DT, Tennessee-Martin
8	188	Estes Banks, RB, Colorado
9	228	Mark Devilling, LB, Muskingum
10	253	Richard Sligh, T, No. Carolina Central
11	280	Dwayne Benson, LB, Hamline
12	306	Bob Kruse, T, Wayne State



Fred Biletnikoff - 1965



## RAIDERS ALL-TIME DRAFT PICKS



Ken Stabler – 1968

13	332	Len Kleinpeter, E, SW Louisiana
14	363	Casey Boyett, E, BYU
15	384	Ben Woodson, HB, Utah
16	409	Don Bruce, G, Virginia Tech
17	436	Mike Cullin, DE, Slippery Rock

## 1968

1	25	Eldridge Dickey, QB, Tennessee St.
2	52	Ken Stabler, QB, Alabama
3	80	Art Shell, T, Maryland State
4	110	Charlie Smith, RB, Utah
5	136	John Naponic, T, Virginia
7	168	John Harper, C, Adams State
7	190	George Atkinson, DB, Morris Brown
9	244	John Eason, TE, Florida A&M
10	271	Rick Owens, DB, Pennsylvania
11	277	Marv Hubbard, FB, Colgate
11	298	Chip Oliver, LB, San Diego State
12	326	Larry Plantz, WR, Colorado
13	352	Larry Blackstone, RB, Fairmont St.
14	379	Ray Carlson, LB, Hamline
15	406	Mike Leinert, RB, Texas Tech
16	433	David Morrison, DB, SW Texas
17	460	Steve Berry, E, Catawba

## 1969

1	22	Art Thoms, DL, Syracuse
2	50	George Buehler, OL, Stanford
3	75	Lloyd Edwards, TE, San Diego St.
4	100	Ruby Jackson, DL, New Mexico St.
6A	136	Ken Newfield, RB, LSU
6B	153	Jackie Allen, DB, Baylor
7	178	Finnis Taylor, DB, Prairie View
9	234	Drew Buie, WR, Catawba
11	284	Harold Rice, LB, Tennessee A&I
12	317	Al Goddard, DB, J.C. Smith
13	334	Dave Husted, LB, Wabash
14	362	Harold Busby, WR, UCLA
15	387	Alvin Presnell, RB, Alabama A&M
16	412	Junior Davis, LB, Alabama
17	440	Billy Austin, G, Arkansas AM&N

## 1970


1	24	Raymond Chester, TE, Morgan St.
2	50	Ted Koy, RB, Texas
3	76	Gerald Irons, LB, Maryland State
4	102	Tony Cline, LB, Miami
5	128	Art Laster, T, Maryland State
6	154	Alvin Wyatt, DB, Bethune-Cookman
7	180	Steve Svitek, LB, Boise State
8	207	Mike Wynn, DE, Nebraska
9	232	Ike Hill, DB, Catawba
10	258	Gordon Bosserman, T, UCLA
11	284	Emery Hicks, LB, Kansas
12	310	Jerry DeLoach, G, U.C. Davis
13	336	Don Highsmith, RB, Michigan St.
14	362	John Riley, K, Auburn
15	392	Fred Moore, DB, Washington
16	414	Tim Roth, C, South Dakota State
17	439	Eric Stolberg, WR, Indiana

## 1971

1	19	Jack Tatum, DB, Ohio State
2	45	Phil Villapiano, LB, Bowling Green
3	73	Warren Koegel, C, Penn State
4	97	Clarence Davis, RB, USC
5	123	Bob Moore, TE, Stanford
6	149	Greg Slough, LB, USC
7	157	Don Martin, DB, Yale
9	227	Dave Garnett, RB, Pittsburgh
10A	238	Bill West, DB, Tennessee State
10B	253	Tim Oesterling, DT, UCLA
11	279	James Poston, DT, South Carolina
12	305	Horace Jones, DE, Louisville
13	334	Mick Natzel, DB, Central Michigan
14	357	Tom Gipson, DT, North Texas State
15	383	Andy Giles, LB, William & Mary
16	412	Tony Stawarz, DB, Miami
17	442	Chuck Hill, WR, Sam Houston St.

## 1972


1	21	Mike Siani, WR, Villanova
2A	33	Kelvin Korver, DT, NW Iowa
2B	43	John Vella, T, USC
3	72	Mel Lunsford, DE, Central St.
4A	98	Cliff Branch, WR, Colorado
4B	100	Dave Dalby, C, UCLA
6	131	Dan Medlin, DT, North Carolina St.
7A	176	Skip Thomas, DB, USC
7B	178	Dennis Pete, DB, San Francisco St.



Jack Tatum – 1971



## RAIDERS ALL-TIME DRAFT PICKS



Dave Dalby – 1972

8	202	Jackie Brown, RB, Stanford
9	228	Dave Bigler, RB, Morningside
10	254	Phil Price, DB, Idaho State
11	277	Joe Carroll, LB, Pittsburgh
12	306	Kent Gaydos, TE, Florida State
13	333	Ted Covington, WR, San Fernando St.
14	358	Dennis Cambal, RB, William & Mary
15A	364	Charles Hester, RB, Central St.
15B	384	Dave Snesrud, LB, Hamline
16	410	Willie Wright, WR, No. Carolina A&T

## 1973

1	23	Ray Guy, P, Southern Mississippi
2	49	Monte Johnson, LB, Nebraska
4A	92	Perry Smith, DB, Colorado State
4B	101	Joe Wylie, WR, Oklahoma
5A	124	Louis Neal, WR, Prairie View
5B	127	Ron Mikalajczyk, T, Tampa
6	153	Brent Myers, T, Purdue
7	179	Gary Weaver, LB, Fresno State
8	205	Mike Rae, QB, USC
9	231	Steve Sweeney, WR, California
10	257	Leo Allen, WR, Tuskegee
11	283	Jerry List, RB, Nebraska
12	309	James Krapf, LB, Alabama
14	361	Bruce Polen, DB, William Penn
15	387	David Leffers, G, Vanderbilt
16	413	Jerry Gadiin, WR, Wyoming
17	439	Mike Ryan, C, USC

## SUPPLEMENTAL DRAFT

1	Blenda Gay, DE, Fayetteville State
---	------------------------------------

## 1974

1	19	Henry Lawrence, T, Florida A&M
2	45	Dave Casper, TE, Notre Dame
3	75	Mark van Eeghen, RB, Colgate
4	93	Morris Bradshaw, WR, Ohio State
5	123	Pete Wessel, DB, Northwestern
6	148	James McAlister, RB, UCLA
7	175	Rod Garcia, K, Stanford
9	227	Kenith Pope, DB, Oklahoma
10	253	Chris Arnold, DB, Virginia State
11	279	Harold Hart, RB, Texas Southern
12	305	Noe Gonzalez, RB, SW Texas St.
13	330	Mike Denney, LB, So. Mississippi
14	357	Don Willingham, RB, Wisc.-Milwaukee
15	383	Greg Mathis, DB, Idaho State

16	409	Delario Robinson, WR, Kansas
17	435	James Morris, DT, Missouri Valley

## 1975

1	24	Neal Colzie, DB, Ohio State
2	45	Charles Phillips, DB, USC
3	76	Louis Carter, RB, Maryland
5	128	David Humm, QB, Nebraska
7	180	James Daniels, DB, Texas A&M
9	232	Harry Knight, QB, Richmond
10	259	Steve Sylvester, G, Notre Dame
12	310	Jack Magee, C, Boston College
14	362	Tom Doyle, DB, Yale
15	389	Paul Careathers, RB, Tennessee

## 1976

2A	34	Charles Philyaw, DE, Texas Southern
2B	50	Jeb Blount, QB, Tulsa
3	84	Rik Bonness, LB, Nebraska
4	110	Herb McMath, DE, Morningside
5	146	Fred Steinfert, K, Boston College
7	204	Clarence Chapman, WR, E. Michigan
8A	220	Jerome Dove, DB, Colorado State
8B	231	Terry Kunz, RB, Colorado
10	286	Dwight Lewis, DB, Purdue
11	313	Rick Jennings, RB, Maryland
12	343	Cedric Brown, DB, Kent State
13A	367	Craig Crnick, DE, Idaho
13B	370	Mark Young, G, Washington State
14	397	Calvin Young, RB, Fresno State
15	427	Carl Hargrave, DB, Upper Iowa
16	454	Doug Hogan, DB, USC
17A	478	Buddy Tate, DB, Tulsa
17B	481	Nate Beasley, RB, Delaware

## 1977

2A	35	Mike Davis, DB, Colorado
2B	57	Ted McKnight, RB, Minnesota-Duluth
4	112	Mickey Marvin, G, Tennessee
5A	126	Lester Hayes, DB, Texas A&M
5B	139	Jeff Barnes, LB, California
7	190	Rich Martini, WR, Cal-Davis
8	223	Terry Robiskie, RB, LSU
12A	317	Rod Martin, LB, USC
12B	334	Rolf Benirschke, K, Cal-Davis



Mike Davis – 1977





## RAIDERS ALL-TIME DRAFT PICKS

## 1978

2	54	Dave Browning, DE, Washington
3A	57	Derrick Jensen, RB, Texas-Arlington
3B	82	Lindsey Mason, T, Kansas
4A	86	Maurice Harvey, DB, Ball State
4B	108	Joe Stewart, WR, Missouri
5	136	Derrick Ramsey, TE, Kentucky
6A	143	Tom Davis, C, Nebraska
6B	164	Mike Levenseller, WR, Washington St.
7A	176	Arthur Whittington, RB, SMU
7B	192	Earl Inmon, LB, Bethune-Cookman
8	207	Mark Nickols, LB, Colorado State
11A	291	Dean Jones, WR, Fresno State
11B	304	Bob Glazebrook, DB, Fresno State
12	332	Joe Conron, WR, Pacific

## 1979

2	42	Willie Jones, DE, Florida State
6A	142	Ira Matthews, KR, Wisconsin
6B	156	Henry Williams, DB, San Diego State
7	175	Jack Matia, T, Drake
8	209	Robert Hawkins, RB, Kentucky
9	238	Jim Rourke, T, Boston College
10	259	Ricky Smith, DB, Tulane
11	294	Bruce Davis, T, UCLA
12A	316	Dirk Abernathy, DB, Bowling Green
12B	320	Reggie Kinlaw, DT, Oklahoma

## 1980

1	15	Marc Wilson, QB, BYU
2	43	Matt Millen, LB, Penn State
5A	125	Kenny Lewis, RB, Virginia Tech
5B	126	John Adams, LB, LSU
5C	128	William Bowens, LB, North Carolina
7	173	Malcolm Barnwell, WR, Virginia Union
8	194	Kenny Hill, DB, Yale
10	264	Walter Carter, DT, Florida State
11	291	Mike Massey, LB, Arkansas
12	322	Calvin Muhammad, WR, Texas Southern

## 1981

1A	21	Ted Watts, CB, Texas Tech
1B	23	Curt Marsh, T, Washington
2	48	Howie Long, DT, Villanova
4	111	Johnny Robinson, DT, Louisiana Tech
5	118	James Davis, CB, Southern
9	248	Curt Mohl, T, UCLA
10	276	Frank Hawkins, RB, Nevada-Reno
11	304	Chester Willis, RB, Auburn
12	332	Phil Nelson, TE, Delaware

## 1982

1	10	Marcus Allen, RB, USC
2A	35	Jack Squirek, LB, Illinois
2B	37	Jim Romano, C, Penn State
3	64	Vann McElroy, S, Baylor
4	91	Ed Muransky, T, Michigan
5	123	Ed Jackson, LB, Louisiana Tech
7	177	Jeff Jackson, DE, Toledo
10	263	Rich D'Amico, LB, Penn State
11	289	Willie Turner, WR, LSU
12	316	Randy Smith, WR, East Texas State

## 1983

1	26	Don Mosebar, T, USC
2	54	Bill Pickel, DT, Rutgers
3	82	Tony Caldwell, LB, Washington
4	110	Greg Townsend, DE, TCU
5	138	Dokie Williams, WR, UCLA
7	194	Jeff McCall, RB, Clemson
8	222	Mike Dotterer, RB, Stanford
9	249	Kent Jordan, TE, St. Mary's
10	277	Mervyn Fernandez, WR, San Jose St.
11	333	Scott Lindquist, QB, No. Arizona

## 1984

2	51	Sean Jones, DT, Northeastern
3	84	Joe McCall, RB, Pittsburgh
5	127	Andy Parker, TE, Utah
6	168	Stacey Toran, S, Notre Dame
7	183	Mitch Willis, DE, SMU
8	224	Sam Seale, WR, Western State
11	282	Gardner Williams, CB, St. Mary's
12	336	Randy Essington, QB, Colorado

## SUPPLEMENTAL DRAFT (USFL &amp; CFL PLAYERS)

1	28	Chris Woods, WR, Auburn (Edmonton)
2	56	Stewart Hill, LB, Washington
(Edmonton)		
3	84	James Farr, G, Clemson (Washington)

## 1985

1	23	Jessie Hester, WR, Florida State
3A	79	Tim Moffett, WR, Mississippi
3B	80	Stefon Adams, DB, East Carolina
4	107	Jamie Kimmel, LB, Syracuse
5	135	Dan Reeder, RB, Delaware
6	143	Rusty Hilger, QB, Oklahoma State
7A	186	Kevin Belcher, T, Wisconsin
7B	188	Mark Pattison, WR, Washington
7C	191	Bret Clark, DB, Nebraska
7D	192	Nick Haden, C, Penn State
8	220	Leonard Wingate, DT, So. Carolina St.
9	246	Chris Sydnor, DB, Penn State
10A	275	Reggie McKenzie, LB, Tennessee
10B	276	Albert Myres, DB, Tulsa
11	303	Steve Strachan, RB, Boston College
12	332	Raymond Polk, DB, Oklahoma St.

## 1986

1	24	Bob Buczkowski, DE, Pittsburgh
3	80	Brad Cochran, CB, Michigan
4A	85	Mike Wise, DE, U.C. Davis
4B	103	Vance Mueller, RB, Occidental
4C	108	Napoleon McCallum, RB, Navy
6	164	Doug Marrone, T, Syracuse
7	191	Bill Lewis, C, Nebraska
8	219	Joe Mauntel, LB, Eastern Kentucky
9	246	Zeph Lee, RB, USC
10	275	Jeff Reinke, DE, Mankato State
11	302	Randall Webster, LB, SW Oklahoma St.
12	330	Larry Shephard, WR, Houston

## 1987

1	15	John Clay, T, Missouri
2	52	Bruce Wilkerson, T, Tennessee
3	81	Steve Smith, RB, Penn State
4	110	Steve Beuerlein, QB, Notre Dame
7	183	Bo Jackson, RB, Auburn
9	238	Scott Eccles, TE, E. New Mexico
10A	254	Rob Harrison, RB, Sacramento St.
10B	265	John Gesek, G, Sacramento St.
10C	273	Jim Ellis, LB, Boise State
11A	288	Chris McLemore, RB, Arizona
11B	294	Mario Perry, TE, Mississippi

## 1988

1A	6	Tim Brown, WR, Notre Dame
1B	9	Terry McDaniel, CB, Tennessee
1C	25	Scott Davis, DE, Illinois
4	90	Tim Rother, DT, Nebraska
5	131	Dennis Price, CB, UCLA
6	143	Erwin Grabinska, LB, Case W. Reserve
7	171	Derrick Crudup, DB, Oklahoma
8	199	Mike Alexander, WR, Penn State
9A	227	Reggie Ware, RB, Auburn
9B	229	Scott Tabor, P, California
10	255	Newt Harrell, G, West Texas State
11	283	David Weber, QB, Carroll College
12	311	Greg Kunkel, G, Kentucky



## RAIDERS ALL-TIME DRAFT PICKS



Steve Wisniewski – 1989

## 1989

2	29	Steve Wisniewski, G, Penn State
6A	140	Jeff Francis, QB, Tennessee
6B	156	Doug Lloyd, RB, North Dakota St.
8	205	Derrick Gainer, RB, Florida A&M
9	235	Gary Gooden, WR, Indiana
10	262	Charles Jackson, DT, Jackson St.

## 1990

1	11	Anthony Smith, DE, Arizona
2	37	Aaron Wallace, LB, Texas A&M
4	95	Torin Dorn, CB, North Carolina
6	149	Marcus Wilson, RB, Virginia
7	173	Garry Lewis, CB, Alcorn State
8	197	A.J. Jimerson, LB, Norfolk State
9	230	Leon Perry, RB, Oklahoma
11A	303	Ron Lewis, WR, Jackson State
11B	304	Myron Jones, RB, Fresno State
12A	317	Major Harris, QB, West Virginia
12B	331	Demetruis Davis, TE, Nevada-Reno

## 1991

1	24	Todd Marinovich, QB, USC
2	43	Nick Bell, RB, Iowa
4	100	Raghib Ismail, WR, Notre Dame
6	146	Nolan Harrison, DT, Indiana
8A	213	Brian Jones, LB, Texas
8B	219	Todd Woulard, LB, Alabama A&M
9	247	Tahaun Lewis, CB, Nebraska
10	274	Andrew Glover, TE, Grambling
12	330	Dennis Johnson, CB, Winston-Salem

## 1992

1	16	Chester McGlockton, DT, Clemson
2	32	Greg Skrepenak, T, Michigan
5	128	Derrick Hoskins, S, So. Mississippi
6	156	Tony Rowell, C, Florida
7A	173	Curtis Cotton, S, Nebraska
7B	185	Kevin Smith, RB, UCLA
10	268	Alberto White, LB, Texas Southern
12	324	Tom Roth, G, Southern Illinois

## 1993

1	12	Patrick Bates, S, Texas A&M
3A	58	Billy Joe Hobert, QB, Washington
3B	72	James Trapp, CB, Clemson
5	125	Olanda Truitt, WR, Mississippi St.
7	181	Greg Biekert, LB, Colorado
8	208	Greg Robinson, RB, NE Louisiana

## 1994

1	22	Rob Fredrickson, LB, Michigan St.
2	52	James Folston, DE, NE Louisiana
3	80	Calvin Jones, RB, Nebraska
4	120	Austin Robbins, DT, North Carolina
5	159	Roosevelt Patterson, G, Alabama
7	217	Rob Holmberg, LB, Penn State

## 1995

1	18	Napoleon Kaufman, RB, Washington
2	49	Barret Robbins, C, TCU
3	86	Joe Aska, RB, Central State
4	118	Mike Morton, LB, North Carolina
5A	138	Matt Dyson, LB, Michigan
5B	154	Jeff Kysar, T, Arizona State
6	190	Eli Herring, T, Brigham Young

## 1996

1	9	Rickey Dudley, TE, Ohio State
2	57	Lance Johnstone, DE, Temple
5	166	La'Roi Glover, DT, San Diego State
6	183	Tim Hall, RB, Robert Morris
7A	220	Sedric Clark, LB, Tulsa
7B	224	Darius Smith, C, Sam Houston St.
7C	248	Joey Wylie, G, Stephen F. Austin

## 1997

1	2	Darrell Russell, DT, USC
3A	72	Adam Treu, G, Nebraska
3B	85	Tim Kohn, G, Iowa State
4	123	Chad Levitt, RB, Cornell
6A	172	Calvin Branch, CB, Colorado St.
6B	193	Grady Jackson, DT, Knoxville



Napoleon Kaufman – 1995



## RAIDERS ALL-TIME DRAFT PICKS



Charles Woodson – 1998

## 1998

1A	4	Charles Woodson, CB, Michigan
1B	23	Mo Collins, T, Florida
2	31	Leon Bender, DT, Washington St.
3	63	Jon Ritchie, RB, Stanford
4	109	Gennaro DiNapoli, G, Virginia Tech
5A	127	Jeremy Brigham, TE, Washington
5B	152	Travian Smith, LB, Oklahoma
7A	230	Vince Amey, DE, Arizona State
7B	235	David Sanders, DE, Arkansas

## 1999

1	18	Matt Stinchcomb, T, Georgia
2	40	Tony Bryant, DE, Florida State
4	102	Dameane Douglas, WR, California
5A	146	Eric Barton, LB, Maryland
5B	153	Rod Coleman, LB, East Carolina
6	188	Daren Yancey, DT, BYU
7	224	JoJuan Armour, LB, Miami (Ohio)

## 2000

1	17	Sebastian Janikowski, K, Florida State
2	47	Jerry Porter, WR, West Virginia
4	107	Junior Ioane, DT, Arizona State
5	142	Shane Lechler, P, Texas A&M
7A	227	Mondriel Fulcher, TE, Miami
7B	231	Clifton Black, S, SW Texas State

## 2001

1	28	Derrick Gibson, S, Florida State
2	59	Marques Tuiasosopo, QB, Washington
3	89	DeLawrence Grant, DE, Oregon State
5	158	Raymond Perryman, S, Northern Arizona
6	184	Chris Cooper, DT, Nebraska-Omaha
7A	228	Derek Combs, RB, Ohio State
7B	229	Ken-Yon Rambo, WR, Ohio State

## 2002

1A	17	Phillip Buchanon, CB, Miami (Fla.)
1B	23	Napoleon Harris, LB, Northwestern
2A	53	Langston Walker, OL, California
2B	55	Doug Jolley, TE, Brigham Young
5	147	Kenyon Coleman, DE, UCLA
6A	189	Keyon Nash, S, Albany State (Ga.)
6B	197	Larry Ned, RB, San Diego State
7	235	Ronald Curry, QB, North Carolina

## 2003

1A	31	Nnamdi Asomugha, CB, California
1B	32	Tyler Brayton, DE, Colorado
2	63	Teyo Johnson, TE, Stanford
3A	83	Sam Williams, DE, Fresno State
3B	96	Justin Fargas, RB, USC
4	129	Shurron Pierson, DE, S. Florida
5	167	Doug Gabriel, WR, Central Florida
6	204	Dustin Rykert, T, Brigham Young
7A	246	Siddeeq Shabazz, S, New Mexico State
7B	262	Ryan Hoag, WR, Gustavus Adolphus

## 2004

1	2	Robert Gallery, T, Iowa
2	45	Jake Grove, C, Virginia Tech
3	67	Stuart Schweigert, S, Purdue
4	99	Carlos Francis, WR, Texas Tech
5	134	Johnnie Morant, WR, Syracuse
6A	166	Shawn Johnson, DE, Delaware
6B	182	Cody Spencer, LB, North Texas
7A	245	Courtney Anderson, TE, San Jose State
7B	255	Andre Sommersell, LB, Colorado State

## 2005

1	23	Fabian Washington, CB, Nebraska
2	38	Stanford Routt, CB, Houston
3A	69	Andrew Walter, QB, Arizona State
3B	78	Kirk Morrison, LB, San Diego State
6A	175	Anttaj Hawthorne, DT, Wisconsin
6B	212	Ryan Riddle, LB, California
6C	214	Pete McMahon, T, Iowa



Sebastian Janikowski – 2000





## RAIDERS ALL-TIME DRAFT PICKS



Michael Huff – 2006

## 2010

1	8	Rolando McClain, LB, Alabama
2	44	Lamar Houston, DE, Texas
3	69	Jared Veldheer, T, Hillsdale
4A	106	Bruce Campbell, T, Maryland
4B	108	Jacoby Ford, WR, Clemson
5	138	Walter McFadden, CB, Auburn
6	190	Travis Goethel, LB, Arizona State
7A	215	Jeremy Ware, CB, Michigan State
7B	251	Stevie Brown, S, Michigan

## 2011

2	48	Stefen Wisniewski, C, Penn State
3A	81	DeMarcus Van Dyke, CB, Miami
3B	92	Joe Barksdale, T, LSU
4A	113	Chimdi Chekwa, CB, Ohio State
4B	125	Taiwan Jones, RB, Eastern Washington
5	148	Denarius Moore, WR, Tennessee
6	181	Richard Gordon, TE, Miami
7	241	David Ausberry, TE, USC

## SUPPLEMENTAL DRAFT

3	Terrelle Pryor, QB, Ohio State
---	--------------------------------

## 2012

3	95	Tony Bergstrom, G, Utah
4	129	Miles Burris, LB, San Diego State
5A	158	Jack Crawford, DE, Penn State
5B	168	Juron Criner, WR, Arizona
6	189	Christo Bilukidi, DT, Georgia State
7	230	Nathan Stupar, LB, Penn State

## 2006

1	7	Michael Huff, DB, Texas
2	38	Thomas Howard, LB, UTEP
3	69	Paul McQuistan, OL, Weber State
4	101	Darnell Bing, LB, USC
6	176	Kevin Boothe, OL, Cornell
7A	214	Chris Morris, OL, Michigan State
7B	255	Kevin McMahan, WR, Maine

## 2007

1	1	JaMarcus Russell, QB, LSU
2	38	Zach Miller, TE, Arizona State
3A	65	Quentin Moses, DE, Georgia
3B	91	Mario Henderson, T, Florida State
3C	99	Johnnie Lee Higgins, WR, UTEP
4A	100	Michael Bush, RB, Louisville
4B	110	John Bowie, CB, Cincinnati
5A	138	Jay Richardson, DE, Ohio State
5B	165	Eric Frampton, S, Washington State
6	175	Oren O'Neal, RB, Arkansas State
7	254	Jonathan Holland, WR, Louisiana Tech

## 2008

1	4	Darren McFadden, RB, Arkansas
4A	100	Tyvon Branch, DB, Connecticut
4B	125	Arman Shields, WR, Richmond
6	169	Trevor Scott, DE, Buffalo
7	226	Chaz Schilens, WR, San Diego State

## 2009


1	7	Darrius Heyward-Bey, WR, Maryland
2	47	Mike Mitchell, S, Ohio
3	77	Matt Shaughnessy, DE, Wisconsin
4A	124	Louis Murphy, WR, Florida
4B	126	Slade Norris, LB, Oregon State
6A	199	Stryker Sulak, DE, Missouri
6B	202	Brandon Myers, TE, Iowa



Darren McFadden – 2008







July 31, 1960 vs. Dallas Texans – First game in Raiders history

## 1959

Aug. 14—In embryonic stages of AFL, first organizational meeting held under leadership of league founder Lamar Hunt; future Oakland franchise originally designated for city of Minneapolis. Aug. 22—American Football League chosen as official name. Nov. 22—First draft meeting held, with first-round choices Gerhard Schwedes (Boston), Richie Lucas (Buffalo), Don Meredith (Dallas), Roger LeClerc (Denver), Billy Cannon (Houston), Monty Stickles (Los Angeles), Dale Hackbart (Minneapolis); George Izo (New York). Nov. 23—Cooperative television plan adopted by AFL. Nov. 30—Joe Foss named league commissioner.

## 1960

Jan. 26—Lamar Hunt of Dallas Texans named first AFL president. Jan. 27—First 14-game home-and-away schedule adopted. Jan. 30—Oakland group awarded Minneapolis franchise, after Minnesota group reneges on commitment to AFL in order to join NFL as 1961 expansion team. Feb. 9—Eddie Erdelatz appointed as first head coach of Raiders. March 3—Special draft plan adopted to stock Oakland club. June 9—AFL signs five-year contract with ABC for network televising of games. July 30—First preseason game held; Boston defeats Buffalo, 28-7, before 16,000 at Buffalo. Sept. 9—First league game held; Denver defeats Boston, 13-10, before 21,597 at Boston. Sept. 11—Raiders open at home, losing to Houston, 37-22. Dec. 6—AFL establishes Player Benefit Fund.

## 1961

Jan. 1—First AFL Championship game held, Houston defeats Los Angeles, 24-16, before 32,183. Jan. 17—E.W. McGah named president of Raiders as partnership reorganized.

## 1962

Jan. 7—First AFL All-Star Game held, West defeats East, 47-27, before 20,973 at San Diego. June 27—Special draft of veteran players established to assist Oakland and Denver.

## 1963

Jan. 15—Al Davis named head coach and general manager of Raiders. Feb. 8—Dallas Texans announce move of franchise to Kansas City, becoming the Chiefs. March 28—New York Titans sold to group headed by David (Sonny) Werblin; club becomes the Jets. May 11—AFL allows Oakland and New York to select players from other franchises to provide more competitive balance. Dec. 22—Raiders down Houston, 52-49, to finish one game out of playoffs with 10-4-0 record, first winning season in club history.

## 1964

Jan. 17—AFL owners vote to recognize AFL Players' Association, formed just three days earlier. Jan. 29—AFL and NBC sign five-year, \$36-million television contract to begin with 1965 season. June 1—AFL announces establishment of pension and hospitalization plans.

## 1965

Feb. 1—Construction starts on 54,000-seat Oakland Coliseum; completion date set for Aug. 25, 1966. Aug. 16—AFL awards expansion franchise for 1966 to Miami.


## 1966

April 8—Al Davis, general manager and head coach of Raiders, named second Commissioner of American Football League, succeeding Joe Foss. John Rauch hired as Raiders head coach. June 8—American Football League and National Football League agree to an alliance that includes common draft and championship game. July 25—Al Davis resigns as league commissioner. Milt Woodard appointed president of the American Football League. Davis rejoins Raiders as managing general partner. Sept. 18—Raiders open 54,000-seat Oakland-Alameda County Coliseum, against Kansas City Chiefs.

## 1967

Jan. 15—First World Championship Game played, at Los Angeles. NFL champion Green Bay Packers pull away from AFL champion Kansas City in second half to win, 35-10. Jan. 21—AFL All-Star Game held in Oakland. East posts first series win, 30-23. March 14-15—First AFL-NFL common draft held. May 24—Cincinnati awarded AFL expansion franchise. August-September—First preseason games between AFL and NFL held, including Sept. 3 meeting between Raiders and San Francisco 49ers. Dec. 24—Raiders finish season with 13-1 mark, best record in AFL history. Dec. 31—Raiders rout Houston, 40-7, to win AFL Championship.

## FRANCHISE TIMELINE



Sept. 18, 1966 vs. Kansas City Chiefs – First game at Oakland-Alameda County Coliseum

## 1968

Jan. 14—In Super Bowl II, Green Bay pulls away from AFL champion Raiders to win, 33-14. Nov. 17—"Heidi" becomes part of sports vocabulary when final minutes of Raiders' 43-32 comeback win over New York are cut off to permit television special to begin on time. Viewers unaware that Raiders score two late touchdowns to win, then voice headline-grabbing displeasure at NBC. Dec. 22—Raiders wallop visiting Kansas City, 41-6, to capture Western Division Playoff. Dec. 29—Raiders fall to New York Jets, 27-23, in AFL Championship at Shea Stadium before 62,627.

## 1969

Feb. 4—John Madden appointed Raiders head coach to replace John Rauch, who left to go with Buffalo Bills. May 10—Pro football realignment finds Cleveland Browns, Baltimore Colts and Pittsburgh Steelers moving to new American Football Conference as part of 1970 merger. Colts join Boston, Buffalo, Miami and New York in one division. Browns and Steelers join Houston and Cincinnati in another, and Kansas City, Denver, San Diego and Oakland remain in third division. June 1—Veteran AFL player personnel director and administrator Al LoCasale named executive assistant for Raiders. June 26—ABC acquires rights to televise NFL regular-season Monday night games. Oct. 19—Raiders quarterback Daryle Lamonica sets pro record with six touchdown passes in first half to direct 50-21 win over Buffalo. Oct. 26—Raiders defeat San Diego, 24-12, to equal AFL record of unbeaten games at 15. Dec. 13—Raiders beat Kansas City, 10-6, in regular-season finale and win record-tying third straight AFL Western Division title. Dec. 21—Raiders win playoff, set club scoring mark in 56-7 win over Houston.

## 1970


Jan. 4—Raiders bow to Kansas City, 17-7, in AFL Championship before record Coliseum crowd of 54,544. March 16-21—Pro football owners meet in Honolulu. Uniform rules adopted, including discarding of AFL's two-point conversion option in favor of the one-point kick, acceptance of the NFL game ball and use of players' names on the back of team jerseys. Dec. 12—Raiders become first AFC club ever to capture four consecutive Western Division crowns with a 20-6 triumph over Kansas City Chiefs. Dec. 27—Raiders win third straight playoff by defeating AFC Eastern Conference runner-up Miami Dolphins, 21-14, at Coliseum.

## 1971

Jan. 3—Baltimore Colts defeat Raiders, 27-17, in AFC title game at Baltimore's Memorial Stadium. Sept. 26—Raiders commence nine-week unbeaten string by blanking Chargers, 34-0, in San Diego. Dec. 12—Field goal with 1:34 left provides Chiefs 16-14 victory over visiting Raiders to end Oakland string of four division titles.


## 1972

March 20-24—Owners move hash marks to 23 yards, 21 inches from sideline, narrowing field-goal angles. Dec. 3—Raiders return to glory by capturing fifth AFC West title in six seasons with 21-19 victory over Chargers in San Diego. Dec. 17—Raiders boast winningest record of 1963-72 10-year period (94-36-10) with 10-3-1 finish. Dec. 23—Controversial pass deflection on fourth down in final 22 seconds provides Pittsburgh with 13-7 playoff decision over Raiders, who had taken 7-6 lead with 1:13 left to play.



Dec. 31, 1967 vs. Kansas City Chiefs – 1967 AFL Championship Game





Nov. 17, 1968 vs. New York Jets - The Heidi Game

## 1973

Sept. 23—Largest Bay Area crowd to attend a pro game (74,121) fills California Memorial Stadium as Raiders stun Super Bowl champion Miami, 12-7, on four George Blanda field goals. Dolphins win streak stopped at 18. Dec. 16—Raiders down Denver Broncos, 21-17, to capture third consecutive AFC West title and sixth in seven seasons. Dec. 22—Oakland returns to AFC Championship with 33-14 playoff triumph against Pittsburgh. Dec. 30—Miami wins third consecutive AFC title, topping Raiders, 27-10.

## 1974

April 25—Rule changes, culminating three years of study, are announced at NFL owners meeting in New York. Preseason and regular-season games tied after regulation time will be allotted a single 15-minute or sudden-death overtime. Goal posts moved to end line, kickoffs moved to 35-yard line, missed field goals are returned to line of scrimmage or 20-yard line, whichever is farther from goal line; and members of team kicking from scrimmage (punt or field goal) cannot cross line of scrimmage until ball is kicked. Offensive-holding penalty, illegal use of hands, and tripping infractions occurring in area of line of scrimmage and 3 yards beyond are reduced from 15 to 10 yards. Wide receivers blocking back toward the ball 3 yards from line of scrimmage cannot block below the waist. Sept. 22—Raiders begin nine-game winning streak with 27-7 victory over rival Kansas City. Nov. 18—Oakland captures seventh AFC West title after only 10 regular-season games as Kansas City topples Denver in Monday night clash, following Raiders' 17-10 Sunday victory over San Diego. Dec. 14—Raiders complete 1974 campaign with 27-23 victory over Dallas, register best record in NFL (12-2). Dec. 21—Miami's fourth consecutive Super Bowl bid is ended as Raiders defeat world


champions, 28-26, at Coliseum in AFC playoffs. Dec. 29—Pittsburgh defeats Oakland, 24-13, and advances to Super Bowl.

## 1975

Feb. 7—Long Island Athletic Club selects Al Davis as NFL Executive of the Year. March 17—Pro football owners meet in Honolulu. Rule changes include: Penalties for having illegal player downfield and offensive-pass interference are reduced from 15 to 10 yards. Sept. 3—Jim Otto, last original Raider, retires after 15 years as Raiders starting center. Sept. 22—Raiders snap Miami's 31-game Orange Bowl winning streak with 31-21 Monday night victory. Nov. 3—Raiders become pro football's all-time winningest team since 1960 with victory over New Orleans to up team's all-time record to 129-77-11 (.626). Nov. 23—Raiders go into overtime for first time in history, defeating Washington Redskins, 26-23, at 7:13 of extra period. Nov. 30—Raiders clinch eighth AFC West title in past nine seasons with 37-34 overtime victory over Atlanta. Dec. 21—George Blanda's second of four extra-point kicks against Kansas City makes the 26-year veteran first player in pro football history to score 2,000 points. Dec. 28—Raiders advance to AFC title game with 31-28 win over Cincinnati at home.

## 1976

Jan. 4—Raiders bow 16-10 at Pittsburgh in AFC Championship. March 15—Pro football owners meet in Coronado, Calif. Rule changes adopted include: Official coin toss moved to three minutes before kickoff, and two 30-second time clocks will be placed in each end zone so fans can see how long offense has to put ball in play. March 30—Tampa Bay Buccaneers and Seattle Seahawks complete their selection of veteran players in NFL expansion draft. Raiders lose Bob Moore, Harold Hart and Louis Carter. Nov. 21—Raiders clinch ninth AFC West championship in 10 years with 26-7




Dec. 21, 1974 vs. Miami Dolphins - The Sea of Hands





## FRANCHISE TIMELINE



Dec. 26, 1976 vs. Pittsburgh Steelers – 1976 AFC Championship Game

win over Eagles in Philadelphia. Dec. 12—With 24-0 victory over San Diego, Raiders conclude league season with 13-1 record, best in pro football. Dec. 18—Raiders defeat New England, 24-21, in AFC playoff to advance to conference championship. Dec. 26—Raiders win AFC Championship with impressive 24-7 triumph over Pittsburgh at home.

## 1977

Jan. 9—Raiders defeat Minnesota Vikings, 32-14, in Super Bowl XI at Rose Bowl in Pasadena before record crowd of 103,424, plus a world-wide television audience of over 130 million. Jan. 10—Over 20,000 fans turn out at the Coliseum to greet world champions on their return to Oakland. Jan. 29—Raiders Head Coach John Madden named the Washington Touchdown Club's Coach of the Year. March 5—Al Davis, Raiders managing general partner, named NFL Executive of the Year. March 29—At NFL meetings in Phoenix, owners adopt schedule beginning in 1978 with four preseason contests and 16 regular-season games; Seattle assigned to AFC West. June 8—Raiders players and staff receive world championship rings. Oct. 9—Raiders down Cleveland, 26-10, to win 17th consecutive game, a streak topped only seven times in NFL history. Dec. 11—Raiders clinch 10th playoff appearance in 11 years with 35-13 win over Minnesota in Coliseum. Dec. 18—Raiders beat Kansas City, 21-20, to become first NFL team to win 150 league games since 1960. Dec. 24—Raiders defeat Colts at Baltimore, 37-31, in second overtime period to win AFC playoff and advance to conference championship. At 75 minutes and 43 seconds, game is longest in Raiders history.


## 1978

Jan. 1—Raiders lose, 20-17, at Denver in AFC Championship. March 13—NFL owners meet in Palm Springs. Rule changes include: Liberalized pass-protection

blocking, elimination of defenders bumping eligible pass receivers more than 5 yards downfield, and addition of seventh game official. June 7—NFL owners vote to increase active rosters to 45 players. Oct. 1—Raiders record in overtime games goes to 4-0 with 25-19 fifth-quarter win over Bears in Chicago. Nov. 5—John Madden becomes 13th coach in NFL history with 100 victories as Oakland wins in Kansas City, 20-10. Dec. 17—Raiders beat Minnesota Vikings in Coliseum, 27-20, to wrap up 14th consecutive winning season.

## 1979

Jan. 4—John Madden retires from football coaching after 12 years with Raiders (two as linebackers coach and 10 as head coach). Feb. 8—Tom Flores named as head coach of Raiders by managing general partner Al Davis. March 12—NFL owners meet in Honolulu. Rule changes include eliminating blocking below the waist on punt and kickoff returns, and officials instructed to blow the play dead as soon as the quarterback is in the grasp of any tackler. Active roster for 1979 will be 45 players. May 11—RB Pete Banaszak retires after 13 seasons with Raiders. July 1—CB Willie Brown retires after 12 seasons with Raiders and 16 seasons in the league. July 9—Raiders close season-ticket sales at an all-time high of 51,825. July 28—Raiders play in Pro Football Hall of Fame Game for first time, defeating Dallas, 20-13. Sept. 2—New Head Coach Tom Flores gets first league win as Raiders down Rams, 24-17, at L.A. Coliseum. Oct. 14—Raiders score 50 points for fifth time in team history, defeating Atlanta, 50-19. Dec. 3—Raiders run Monday night record to 13-1-1 with great comeback win against Saints in New Orleans, 42-35. Dec. 9—Win over Cleveland, 19-14, earns Raiders 15th straight winning season, tying all-time NFL record set 35 years earlier by Chicago Bears. Dec. 16—Raiders complete 1979 season having scored in 198 consecutive games.



Jan. 9, 1977 vs. Minnesota Vikings – Super Bowl XI







Sept. 10, 1978 at San Diego Chargers – The Holy Roller

## 1980

April 29—Raiders select BYU quarterback Marc Wilson, nation's leading passer, in first round of college player draft. Aug. 2—Original Raider Jim Otto, starting center for 210 consecutive league games from 1960 through 1974, inducted into Pro Football Hall of Fame in Canton, Ohio. Sept. 7—Raiders open 21st season with 27-14 win over Chiefs in Kansas City. Dec. 1—Raiders become first team in NFL history to earn 16 consecutive winning seasons. The 9-3 win over Denver runs Monday Night Football record to 16-1-1, best in NFL. Dec. 21—With 33-17 victory over N.Y. Giants, Raiders conclude league season with 11-5 record, tied for first place in AFC West, and enter the playoffs for 11th time since 1967. Raiders now have scored in 214 consecutive league games. Dec. 28—Raiders defeat Houston, 27-7, in AFC Wild Card playoff.


## 1981

Jan. 4—Mike Davis Intercepts Brian Sipe on “Red Right 88” to defeat Cleveland, 14-12, in AFC playoff, in sub-zero weather. Jan. 11—Raiders win AFC Championship against Chargers in San Diego, 34-27. Jan. 25—Raiders win second world championship in five years by downing Philadelphia Eagles, 27-10, in Super Bowl XV at the Superdome in New Orleans before a crowd of 75,500, plus a world-wide television audience of over 125 million. March 15—NFL owners meet in Hawaii. Rule changes include prohibition against use of adhesive or slippery substances on the body, equipment or uniform of any player. April 28—With two first-round draft choices for first time in club history, Raiders select Texas Tech defensive back Ted Watts and University of Washington offensive tackle Curt Marsh. Aug. 1—Raider QB/K George Blanda, leading scorer in both NFL and Raiders history, inducted into Pro Football Hall of Fame in Canton, Ohio. Aug. 2—Raiders players and staff receive world championship rings in

ceremony at Kaiser Center. Sept. 20—Raiders score in 217th consecutive game, downing Seattle, 20-10. Dec. 7—Raiders down Pittsburgh, 30-27, to run Monday Night Football record to 18-1-1.


## 1982

April 27—Raiders select USC RB Marcus Allen, 1981 Heisman Trophy winner, in first round of draft. May 7—U.S. Federal District Court Jury unanimously finds for Raiders and against NFL on both the antitrust count and bad faith charges, setting up court order to prevent Raiders from being illegally stopped from moving to Los Angeles. Aug. 29—Los Angeles Raiders play first home preseason game in L.A. Coliseum, downing Green Bay Packers, 24-3. Sept. 12—Raiders open 23rd season with 23-17 win over defending Super Bowl champion 49ers in San Francisco. Nov. 22—After 57-day strike by NFL players, season resumes and Los Angeles Raiders finally play first home league game, overcoming 24-point deficit to defeat San Diego Chargers, 28-24. Dec. 12—Raiders down Chiefs in final seconds in Kansas City, 21-16, to clinch 17th winning season in last 18 years and earn 200th league win in club's history. Dec. 18—Raiders record first million-dollar home league game gate in NFL history while downing Rams, 37-31.



Jan. 25, 1981 vs. Philadelphia Eagles – Super Bowl XV

## FRANCHISE TIMELINE




Aug. 29, 1982 vs. Green Bay Packers – First home game in Los Angeles

## 1983

Jan. 2—In game added to original schedule as part of strike settlement, Raiders beat Chargers in San Diego, 41-34, to finish shortened 1982 season with league-best 8-1-0 record. Raiders win 10th division championship since 1967 and enter playoffs for 12th time. Jan. 8—Raiders triumph, 27-10, over Cleveland Browns in L.A. Coliseum in first round of playoffs and record 16th postseason win since 1967. Jan. 15—Record playoff gate established as 90,688 tickets issued for Raiders L.A. Coliseum playoff game against Jets, won by New York, 17-14; sales include only 651 no-shows as home crowd of 90,037 is top non-Super Bowl attendance in recent years of NFL play. April 13—Federal District Court jury awards Los Angeles Raiders almost \$35 million in compensatory damages from NFL for anti-trust and bad-faith violations. Los Angeles Memorial Coliseum awarded nearly \$15 million in damages in same decision. May 5—Raiders hold first workouts at new Los Angeles-area facility in El Segundo during offseason rookie camp. July 15—Raiders open 1983 training camp at El Rancho Motel complex in Santa Rosa. July 22—California State Superior Court upholds Raiders' move to Los Angeles by ruling against City of Oakland and for the Raiders in Eminent Domain case heard in Monterey County. Court rules City does not have right to acquire Raiders through condemnation. Aug. 6—Raiders begin 24th season of play in preseason opener against San Francisco in L.A. Coliseum. Sept. 4—Raiders open 24th season with 20-10 victory over Bengals in Cincinnati. Sept. 17—E.W. McGah, courageous Raiders general partner and only remaining original partner, who added stability and credibility to the franchise for three decades, dies at age 84. Sept. 19—With 27-14 win over Miami in L.A. Coliseum, Raiders raise Monday Night Football record to an incredible 20-2-1. Nov. 13—Raiders down Bills in final seconds in Buffalo, 27-24, to clinch 18th winning season in 19 years.


## 1984

Jan. 1—Raiders triumph, 38-10, over Pittsburgh Steelers in AFC playoff game before AFC postseason-record crowd (92,434 tickets issued). Jan. 8—Raiders down Seattle Seahawks, 30-14, before largest championship-game crowd in AFC history (92,335 tickets issued) to win 11th conference championship. Jan. 22—Raiders win world championship for third time in eight years by defeating Washington Redskins, 38-9, in Super Bowl XVIII at Tampa Stadium before crowd of 72,290 and world-wide radio and television audience of over 125 million. Jan. 24—World champion Raiders presented with key to City of Los Angeles in ceremony on steps of City Hall before record crowd for sports celebration. Feb. 28—Federal Court of Appeals upholds unanimous jury verdict for Raiders reached earlier in Federal District Court on both the anti-trust count and the bad-faith charges. May 26—Raiders players and staff receive world-championship rings in ceremony at Beverly Hilton Hotel. July 16—California State Superior Court again upholds Raiders move to Los Angeles by ruling against City of Oakland and for the Raiders in Eminent Domain case. July 28—Former cornerback Willie Brown becomes third Raider player inducted into Pro Football Hall of Fame in Canton, Ohio. Sept. 2—Raiders open 25th anniversary season with 24-14 win over Oilers in Houston. Sept. 16—Raiders down Chiefs in Kansas City, 22-20, to earn Tom Flores his 50th league win since becoming head coach in 1979. Oct. 28—92,469 tickets issued for game against Denver in L.A. Coliseum sets all-time Raider record. Nov. 5—United States Supreme Court upholds Raider victory in antitrust case against the NFL by refusing to alter previous favorable decisions for the Raiders made by United States Federal Court of Appeals panel and United States Federal District Court jury. Nov. 25—Raiders down Indianapolis Colts, 21-7, in L.A. Coliseum to clinch 19th winning season in last 20 years. Dec. 9—Raiders assured of postseason playoff berth for 14th time in last 18 years. Dec. 10—With 24-3 win over Detroit in



Jan. 8, 1984 vs. Seattle Seahawks – 1983 AFC Championship Game





Jan. 22, 1984 vs. Washington Redskins – Super Bowl XVII

Pontiac Silverdome, Raiders raise Monday Night Football record to an unparalleled 22-3-1. Dec. 22—Raiders lose, 13-7, at Seattle in AFC Wild Card game.

## 1985

Jan. 27—Eight Raiders play with victorious AFC all-stars, who down NFC, 22-14, in Pro Bowl in Honolulu. April 9—Raiders enter into agreement to hold preseason training camps in Oxnard. July 18—Raiders open first Southern California preseason training camp in Oxnard. Aug. 3—Raiders host first Family Day in Southern California before club record 12,000 fans at Oxnard High. Sept. 3—Largest crowd in Los Angeles Chamber of Commerce sports banquet history turns out to honor Raiders prior to opening of season. Sept. 8—Raiders open 26th season, at home with 31-0 shutout of N.Y. Jets. Sept. 22—92,487 tickets issued for home game against San Francisco, setting NFL league game gate record. Nov. 15—California State Court of Appeals rules in favor of Raiders in Eminent Domain case initiated by City of Oakland. Court determines that Oakland's "proposed exercise of eminent domain power would violate the commerce clause of the U.S. Constitution." Dec. 1—Raiders defeat Falcons, 34-24, in Atlanta to clinch 20th winning season in 21 years. Dec. 15—Raiders earn playoff berth for 15th time in 19 years and fourth time in their four seasons in Los Angeles, by downing Seattle, 13-3, in L.A. Coliseum. Win assures Raiders of 13th AFC West championship. Dec. 23—With 16-6 win over Rams in Anaheim, Raiders raise league's best Monday night record to 24-3-1. Victory gives Tom Flores his 70th win in seven years as Raiders head coach.

## 1986

Jan. 5—Raiders lose to New England, 27-20, in AFC playoff. Feb. 27—California State Supreme Court again upholds Raiders' move to Los Angeles by refusing to alter previous favorable decision in State Court of Appeals for the Raiders and against City of Oakland in Eminent Domain case. June 11—George Anderson, Raiders head trainer since 1960, inducted into National Athletic Trainers' Association Hall of Fame. June 30—U.S. Supreme Court upholds Raiders move to Los Angeles by refusing to alter prior series of favorable decisions in California state courts for Raiders and against City of Oakland in Eminent Domain case. Oct. 12—Raiders defeat Seattle, 14-10, to record 200th league victory against an AFC team. Nov. 2—Raiders set club single-game record with 92,496 tickets issued for home game against Denver. Nov. 16—Raiders down Cleveland, 27-14, to win 50th league game since relocation to Los Angeles in 1982.

## 1987

Jan. 24—Former offensive guard Gene Upshaw becomes fourth Raider voted into Pro Football Hall of Fame. July 22—Raiders open new training camp headquarters at Radisson Hotel in Oxnard. Aug. 8—Upshaw inducted into Pro Football Hall of Fame in ceremony at Canton, Ohio, with presentation speech made by Al Davis. Sept. 13—Raiders open 28th league season with 20-0 shutout victory against Packers in Green Bay. Nov. 30—Raiders become first NFL team to win 250 league games since 1960 by defeating Seattle, 37-14. Win raises Raiders' Monday Night Football record to league-best 25-5-1. Dec. 27—Ticket count of 86,011 for Raiders home game against Chicago is tops in NFL for 1987.

## 1988

Jan. 20—Tom Flores retires as Raiders head football coach after nine years, 91 wins and two world championships. Jan. 30—Former wide receiver Fred Biletnikoff becomes fifth Raider voted into Pro Football Hall of Fame. Feb. 29—Mike Shanahan named as head coach of Raiders. April 24—Raiders have three first-round draft choices for first time in club history, select Notre Dame WR Tim Brown, Tennessee CB Terry McDaniels and Illinois DE Scott Davis. July 30—Biletnikoff inducted into Pro Football Hall of Fame in ceremony at Canton, Ohio with presentation speech made by Al Davis. Sept. 26—Raiders defeat Broncos in overtime, 30-27, in Denver to run Monday Night Football record to 26-5-1. Nov. 16—Raiders agree to settlement offer for damages from City of Oakland to complete victory in Eminent Domain case that began in 1980. Dec. 18—Final-game loss to Seahawks in L.A. Coliseum prevents Raiders from winning AFC West title and being in playoffs.

## 1989

Jan. 21—Former 15-year offensive tackle Art Shell becomes sixth Raider voted into Pro Football Hall of Fame. March 4—Raiders agree to settlement offer for damages from National Football League to complete Federal Anti-Trust case won by Raiders over right to relocate. April 23—Raiders use second-round choice obtained in draft-day trade with Dallas Cowboys to select Penn State G Steve Wisniewski as top pick in 1989 draft. Aug. 5—Shell inducted into Pro Football Hall of Fame in ceremony in Canton, Ohio, with presentation speech



# FRANCHISE TIMELINE

made by Al Davis. Oct. 3—Shell named as head coach of Raiders, replacing Mike Shanahan, released the previous day. Oct. 9—Shell records first win as head coach with 14-7 victory over N.Y. Jets in Giants Stadium, to run Monday Night Football record to 27-6-1. Dec. 3—Raiders defeat Denver Broncos, 16-13, in overtime before 90,016, largest ticket count in NFL in 1989.

## 1990

Jan. 27—Ted Hendricks, who wore the Silver and Black from 1975-83, becomes seventh Raider voted into Pro Football Hall of Fame. Aug. 4—Hendricks inducted into Pro Football Hall of Fame in ceremony in Canton, Ohio, with presentation speech made by Al Davis. Aug. 5—Raiders play New Orleans Saints in historic Wembley Stadium in London, first Raiders game ever in another country. Sept. 9—Raiders open 31st season and ninth in Los Angeles with 14-9 win over Denver Broncos in L.A. Coliseum. Dec. 10—Win over Detroit, 38-31, in Pontiac Silverdome earns Raiders their 275th league game victory, most by any NFL team since 1960. Dec. 30—Win over San Diego Chargers, 17-12, in L.A. Coliseum earns Raiders their 14th AFC West title and 16th season in playoffs.

## 1991

Jan. 13—Raiders defeat Cincinnati Bengals, 20-10, to record 20th postseason victory. Coliseum ticket count of 92,488 is largest in NFL for the 1990 season. May 24—Raider Owner Al Davis presented first NFL Players Association Award of Excellence "for his contributions to the men who played the game." Aug. 4—Raiders pay first visit to Japan to play preseason game against Miami Dolphins. Sept. 29—Raiders defeat San Francisco, 12-6, before 92,488 at Los Angeles Memorial Coliseum, the top NFL ticket count in 1991.

## 1992

Jan. 25—Al Davis voted into Pro Football Hall of Fame. Feb. 2—Eight Raider players, as many as any other NFL team, play in Pro Bowl in Honolulu. April 26—Raiders select Clemson defensive lineman Chester McGlockton in first round of draft. Aug. 1—Al Davis inducted into Pro Football Hall of Fame in ceremony in Canton, Ohio, with presentation speech made by former Raiders head coach and TV analyst John Madden. Aug. 8—Los Angeles Raiders begin second decade of play since relocating from Oakland, with preseason game against the 49ers in San Francisco.

## 1993

Feb. 7—Raider CB Terry McDaniel, who along with defensive lineman Howie Long represented the Raiders, scoops up fumble and returns it 27 yards for touchdown to lead AFC over NFC in Pro Bowl in Honolulu. Feb. 17—Renovation begins on L.A. Coliseum to provide more "intimate" facility for Raiders and their fans. Stadium capacity will be reduced from NFL-high 92,488 to 67,800. Sept. 5—Raiders play first game in renovated Coliseum, beating Minnesota Vikings, 24-7, in 1993 NFL league season opener.

## 1994

Jan. 2—In front of sellout crowd of 67,800 at the L.A. Coliseum, Raiders overcome 17-point fourth-quarter deficit to beat Denver, 33-30, in overtime to qualify for


playoffs for 18th time. Jan. 9—The Raiders, in front of another sellout at the L.A. Coliseum, beat Denver for the third time during the 1993 season, in the AFC Wild Card playoff, 42-24. Jan. 15—The Raiders, playing in sub-zero temperatures in Buffalo, narrowly lose to the Bills, 29-23, falling one win short of the AFC Championship game. July 31—The Silver and Black travel overseas for their third American Bowl in five years to play in Barcelona, Spain, against Denver. The game is played in Montjuic Stadium, site of the opening and closing ceremonies of the 1992 Summer Olympics.

## 1995

Feb. 2—Mike White becomes 10th head coach in 35-year history of the Raiders, replacing Art Shell. April 22—The Raiders select University of Washington running back Napoleon Kaufman in the first round of the 1995 draft. June 23—Letter of intent is signed between the Raiders and the Oakland Coliseum. Aug. 7—Agreement is signed during ceremony held in locker room at Oakland-Alameda County Coliseum. Coliseum representatives declare a sold-out stadium for 1995 and board president George Vukasin states that the Raiders will enjoy "sellouts" for decades to come. Aug. 12—Raiders play first home preseason game after relocating to Oakland, against St. Louis Rams at Oakland-Alameda County Coliseum. Sept. 3—Raiders kick off their 23rd league season in Oakland with a 1995 home opener against defending AFC champion San Diego Chargers.

## 1996

March 27—Raiders announce plans to hold summer training camp in Napa, Calif., with team being housed at the Napa Marriott and practices held on the grounds of the adjacent Redwood Middle School. June 17—Raiders move into Alameda facility, just one mile from team's old training facility on Doolittle Drive. "This is



Sept. 3, 1995 vs. San Diego Chargers – First game back in Oakland





the final step in a tremendous process of relocating the organization," states Al Davis. "This state-of-the-art facility will provide the Raiders organization a positive, winning environment. When completed, this facility will be the finest in all of professional sports and will provide a solid base for years to come, as the true greatness of the Raiders is in its future." July 12—Raiders open training camp in Napa. July 27—Raiders open 1996 preseason vs. Cowboys in Dallas. Sept. 1—Raiders open their 37th league season with inaugural league contest in Baltimore vs. Ravens. Sept. 15—Raiders open 1996 home league schedule against Jacksonville in newly renovated Oakland-Alameda County Coliseum.

## 1997

Jan. 25—Former defensive back Mike Haynes becomes ninth Raider voted into Pro Football Hall of Fame. Jan. 30—Raiders name Joe Bugel, whose coaching career has spanned four decades, as head coach. Bugel, 56, becomes 11th head coach in organization's 37 years of professional football competition. May 8—The Silver and Black and Susquehanna Radio Corp. announce that Raider games will be carried on "The Ticket," 1050 AM, the Bay Area's newest all-sports radio station. July 26—Haynes inducted into Pro Football Hall of Fame in ceremony in Canton, Ohio. Aug. 31—Silver and Black open 38th league season and 25th year as Raiders with inaugural league contest vs. Tennessee Oilers in Memphis. Dec. 21—Tim Brown passes Pro Football Hall of Famer Fred Biletnikoff for top spot on the Raiders' all-time receiving list after catching 20-yard pass from Jeff George in first quarter of Raiders-Jacksonville contest. Biletnikoff, the Raiders' receivers coach, had 589 career catches. Brown also sets a Raiders record for receptions in a single game against Jacksonville with 14, breaking his own record of 12.

## 1998

Jan. 22—Jon Gruden named as head coach of Raiders. Gruden, 34, becomes the youngest head coach in the NFL and third-youngest in the history of the Silver and Black. Raiders Owner Al Davis was 33 when he was named head coach and general manager in 1963 while John Madden was 32 when he was promoted to head coach in 1969. April 19—Raiders select Michigan defensive back Charles Woodson with fourth overall pick in 1998 draft. Woodson is first primarily defensive player to ever win the Heisman.

## 1999

Aug. 7—Former Raiders running back Eric Dickerson is inducted into Pro Football Hall of Fame in ceremony in Canton, Ohio. Sept. 12—Raiders open 40th regular season in Green Bay vs. Packers.

## 2000

Feb. 6—Three Raiders players, QB Rich Gannon, DT Darrell Russell and CB Charles Woodson, play in Pro Bowl in Honolulu. Another Raider, Tim Brown, is voted to his eighth Pro Bowl (which ties a Raiders record) but does not play. April 15—Raiders select Florida State K Sebastian Janikowski in first round of the NFL Draft. July 29—Former Raider greets Howie Long and Ronnie Lott inducted into Pro Football Hall of Fame in Canton, Ohio, ceremony.

## 2001

Jan. 6—Raiders, following a bye, defeat Miami Dolphins 27-0 in Divisional Playoff game at Coliseum. Jan. 14—Raiders host AFC Championship vs. Baltimore Ravens. Feb. 4—Four Raider players, QB Rich Gannon, CB Charles Woodson, and offensive linemen Lincoln Kennedy and Steve Wisniewski, play for victorious AFC in Pro Bowl at Honolulu, coached by Jon Gruden and his Raiders assistants. Gannon is also named the game's MVP. Aug. 27—Raiders face Cowboys in Monday Night American Bowl preseason contest in Mexico City.

## 2002

Jan. 12—Raiders, AFC West Champs for second straight year, defeat N.Y. Jets, 38-24, in Wild Card playoff game at Coliseum. Jan. 19—Raiders lose controversial Divisional playoff in snow at New England, 16-13, in overtime. Feb. 9—Five Raiders players, WR Tim Brown, QB Rich Gannon, CB Charles Woodson, OT Lincoln Kennedy and P Shane Lechler, play for victorious AFC in Pro Bowl at Honolulu. Gannon is named the game's MVP for the second straight year. March 12—Offensive Coordinator Bill Callahan is named as the 13th head coach in Raiders history. Aug. 3—Raiders legend Dave Casper is inducted into Pro Football Hall of Fame in ceremony at Canton, Ohio. Sept. 15—Rich Gannon sets an NFL record for most completions in non-overtime game with 43 during 30-17 win at Pittsburgh. Sept. 29—With 151 yards during 52-25 win over Tennessee, Jerry Rice becomes the NFL's all-time leader in yards from scrimmage. In same game, Rod Woodson returns interception 82 yards for score to become NFL leader for most career interception return yards. Nov. 11—Rich Gannon sets NFL record for consecutive completions with 21 during 34-10 win at Denver. Nov. 17—Tim Brown breaks Gene Upshaw's Raiders record for most games played in Silver and Black (217). Nov. 24—Raiders reach 400-win mark in regular and postseason contests with 41-20 win over Arizona. Dec. 2—Tim Brown joins Raiders teammate Jerry Rice and Cris Carter as only the third player in NFL history to catch 1,000 passes, during 26-20 win over N.Y. Jets. Dec. 22—Raiders clinch third straight AFC West title with 28-16 win over Denver. After connecting on 18 passes in that game, soon-to-be league MVP Rich Gannon sets NFL single-season completions record (404).

## 2003

Jan. 19—Raiders record 25th postseason victory (most of any AFC team) in 41-24 win over Tennessee for AFC championship before second-largest crowd (62,544) in Oakland postseason history. Jan. 26—Raiders become only team in pro football history to play in Super Bowls in four different decades with appearance in Super Bowl XXXVII in San Diego. Feb. 2—Four Raiders, QB Rich Gannon, OT Lincoln Kennedy, WR Jerry Rice and S Rod Woodson, play in Pro Bowl in Honolulu. April 19—Raiders select defensive back Nnamdi Asomugha and defensive lineman Tyler Brayton in the first round of the 2003 NFL Draft.

## 2004

Jan. 26—The Raiders name Norv Turner head coach. Jan. 31—Bob Brown selected for induction into Pro Football Hall of Fame. May 7—The Raiders accept an offer to have 2004 games broadcast on KSFQ 560 AM, the Bay Area's Talk Leader. KSFQ, the popular Bay Area

# FRANCHISE TIMELINE

talk radio station, will serve as the anchor for the multi-state, multi-station Raiders Radio Network. Raider broadcasts will include extensive pre- and postgame shows as well as Raider-specific programming during the week. Aug. 7—Bob Brown becomes 15th Raider to be inducted into Pro Football Hall of Fame.

## 2005

Feb. 12—Defensive end Derrick Burgess, among the top free agent acquisitions in the NFL, represents the Raiders in the Pro Bowl, after leading NFL in sacks with a team-record 16. Sept. 8—Raiders begin 46th season with regular-season opener vs. Patriots in New England in Thursday night NFL inaugural contest for 2005.

## 2006

Feb. 10—Pro Football Hall of Famer Art Shell returns for his second stint as Raiders head coach. April 29—Raiders select Texas defensive back Michael Huff in first round of the 2006 NFL Draft. Aug. 5—John Madden, former Raiders head coach and leading pro football television analyst, inducted into Pro Football Hall of Fame with presentation speech made by Al Davis. Aug. 6—Raiders open preseason play in Hall of Fame Game vs. Philadelphia in Canton, Ohio.

## 2007

Jan. 23—Lane Kiffin introduced as new Raiders head coach. Dec. 2—Raiders record 400th all-time regular season victory with 34-20 win over Denver Broncos at Coliseum.

## 2008


April 26—Raiders select Arkansas running back Darren McFadden in first round of 2008 NFL Draft. Sept. 30—Tom Cable introduced as Raiders interim head coach. Oct. 19—Sebastian Janikowski sets franchise and NFL overtime record by kicking 57-yard field goal to beat the New York Jets, 16-13. Nov. 9—Janikowski becomes Raiders all-time scoring leader, surpassing Pro Football Hall of Famer George Blanda's franchise mark of 863 career points.

## 2009

Feb. 4—Raiders name Tom Cable head coach. April 26—Raiders select Maryland wide receiver Darrius Heyward-Bey in first round of 2009 NFL Draft. July 29—Raiders open training camp in Napa. Aug. 8—Former Raiders S Rod Woodson inducted into Pro Football Hall of Fame. Sept. 14—Raiders begin 50th season of pro football competition with regular-season opener on Monday night vs. San Diego Chargers at Oakland-Alameda County Coliseum. Dec. 27—Sebastian Janikowski sets a Raiders record with 61-yard field goal in Cleveland, marking the third-longest field goal in NFL history.

## 2010

Jan. 3—Sebastian Janikowski reaches 1,000 career points with 39-yard field goal against Baltimore Ravens. March 31—Raiders announce multi-year agreement with San Francisco's Live 105 (105.3 KITS-FM) and KFRC-AM 1550 to broadcast all preseason, regular-season and postseason games. April 22—Raiders select Alabama linebacker Rolando McClain in first



Oct. 16, 2011 vs. Cleveland Browns – Al Davis Memorial Game

round of 2010 NFL Draft. Aug. 7—Former Raiders WR Jerry Rice inducted into Pro Football Hall of Fame. Oct. 24—Raiders set franchise record by scoring 59 points in win at Denver. Dec. 26—Rookie Jacoby Ford sets Raiders season and career record with his third kickoff return for a touchdown in 2010. Janikowski sets franchise single-season scoring record, surpassing record of 132 set by Jeff Jaeger in 1993.

## 2011

Jan. 2—Raiders conclude sweep of AFC West opponents with 31-10 victory at Kansas City. Jan. 18—Hue Jackson named head coach of Raiders. Sept. 12—Raiders begin 52nd season of pro football competition on Monday Night Football at Denver; K Sebastian Janikowski ties NFL record and breaks own franchise mark by kicking 63-yard field goal. Oct. 8—Raiders owner Al Davis, a pro football pioneer, trailblazer, maverick and giant, passes away at age 81 after leading the franchise for half a century. Oct. 9—Raiders defeat Houston Texans, 25-20, in first game without the franchise's leader. Oct. 18—Days after QB Jason Campbell breaks collar bone, team acquires QB Carson Palmer from Cincinnati for two draft choices. Nov. 27—Janikowski sets Raiders record and ties NFL mark with six field goals in the victory, while P Shane Lechler snaps a franchise mark with an 80-yard punt.

## 2012

Jan. 10—New owner Mark Davis names as new Raiders general manager Reggie McKenzie, first individual hired by franchise for that position since Al Davis in 1963. A former Raiders player, McKenzie served in a player personnel capacity with the Green Bay Packers for 18 years. Jan. 29—LS Jon Condo, K Sebastian Janikowski, P Shane Lechler and DT Richard Seymour represent Raiders at the Pro Bowl. Jan. 30—Broncos defensive coordinator Dennis Allen introduced as Raiders head coach; Allen is NFL's youngest head coach.



# EXTRA POINTS

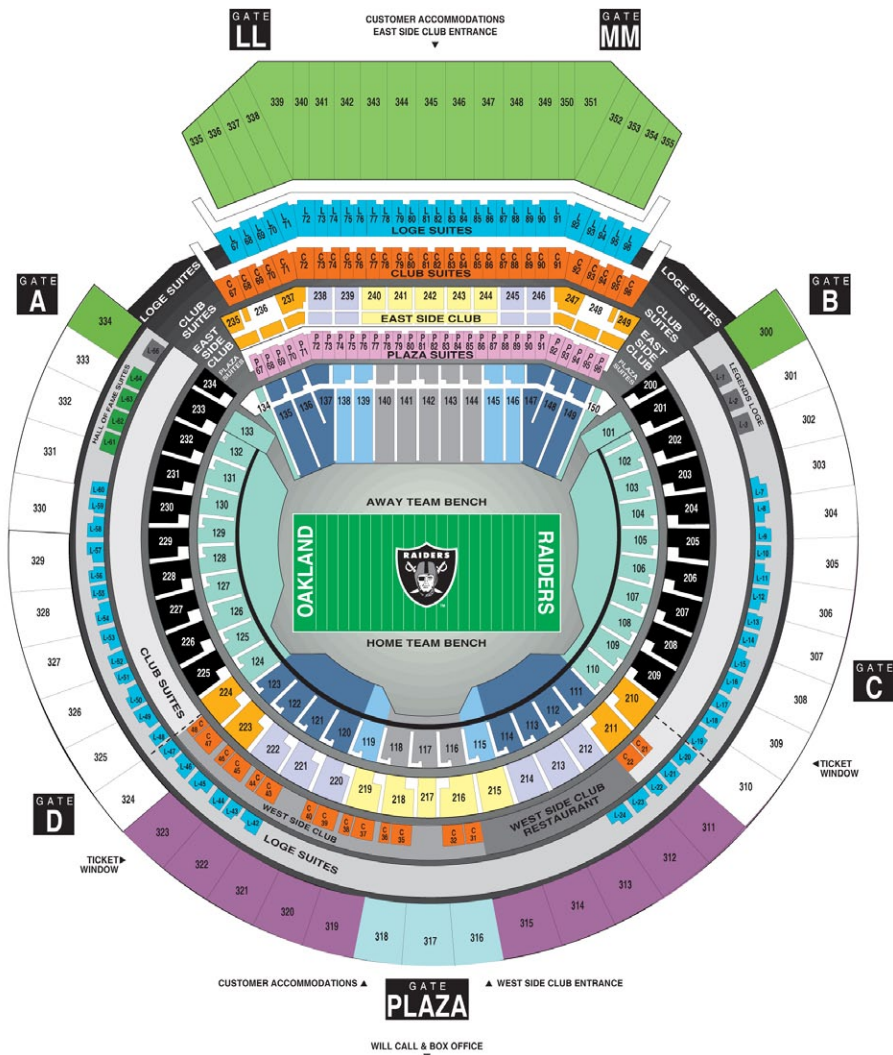


# 2012



# TICKET INFO/TRAINING

For ticket and suite information, call 1-800-RAIDERS or visit [www.raiders.com](http://www.raiders.com)



## RAIDERS TRAIN IN NAPA

The Oakland Raiders are now in their 17th year of summer training in Napa, Calif. The Raiders are housed at the Napa Valley Marriott Hotel and Conference Center with practice sessions held at the adjacent Redwood Middle School.

The state-of-the-art facility located in the Napa Valley has two, 100-yard practice fields with an additional 50-yard field.

The Raiders summer training facility also consists of a 10,000-square foot field house that includes locker rooms, showers, training and equipment quarters. There's an additional 3,000-square foot outdoor weight training area.

The facilities serve the Raiders during the summer training camp period and are available for Napa youth activities and other community functions during the year.





# RAIDERS RADIO NETWORK

The Oakland Raiders announced a multi-year agreement in March 2010 for CBS RADIO, San Francisco's LIVE 105 (105.3 KITS-FM), to broadcast play-by-play coverage of the team's preseason, regular-season and post-season games. Listeners can hear the games on-air and in HD quality through HD radio receivers in the Bay Area.

The exclusive agreement was negotiated by Compass Media Networks, owner and syndicator of the broadcast rights for all Oakland Raiders English-language broadcasts.

Greg Papa returns for his 16th season broadcasting the Silver and Black. Papa currently host Giants Postgame Live on Comcast SportsNet Bay Area, and has previously served as the radio and television voice of the Oakland Athletics and San Francisco Giants. Papa got his start in broadcasting in 1984 as the Indiana Pacers' backup announcer. In 1986, he did play-by-play for the Golden State Warriors.

Papa will once again team with former Raiders quarterback and head coach Tom Flores. Flores is one of only two people in NFL history to earn a Super Bowl ring as a player, assistant coach and head coach. He won world championships a reserve quarterback with the Kansas City Chiefs (Super Bowl IV), as a Raiders assistant coach (Super Bowl XI) and as head coach of the Silver and Black (Super Bowls XV and XVIII).

Former Raiders players George Atkinson and David Humm will again collaborate on the pre- and postgame shows.

## RAIDERS RADIO NETWORK AFFILIATES

### CALIFORNIA

Bay Area Flagship: KITS-FM 105.3  
 KLAA 830-AM Los Angeles  
 KVON 1440-AM Napa  
 KMJ 105.9-FM Fresno  
 KRKC 1490-AM King City  
 KIDD 630-AM Monterey  
 KYZZ 97.9-FM Salinas  
 KNRO 1670-AM Redding  
 KXPS 1010-AM Palm Springs  
 KINS 106.3-FM Eureka  
 KHTK 1140-AM Sacramento  
 KVTM 1520-AM Ventura  
 KVRV 97.7-FM Santa Rosa  
 KHKK 104.1-FM Modesto  
 KDJK 103.9-FM Merced  
 KXTK 1280-AM San Luis Obispo

### VIRGINIA

WGMN 1240-AM Roanoke  
 WVGM 1320-AM Lynchburg  
 WBCT 1350-AM Bedford  
 WMNA 730-AM & 106.FM Gretna

### TEXAS

KCLE 1460-AM & 93.1-FM Cleburne

### NEBRASKA

KOIL 1180-AM Omaha

### NEVADA

KUUB 94.5-FM Reno  
 KELY 1230-AM Ely  
 KTSN 1340-AM Elko  
 KWNA 1400-AM Winnemucca

### HAWAII

KHNR 690-AM Honolulu  
 KHLO 850-AM Hilo  
 KKON 790-AM Kealahou

### IDAHO

KYWN 890-AM Boise

### ARKANSAS

KASR 92.7-FM Vilonia

### OREGON


KUFO 970-AM Portland

### COLORADO

KAVA 1480-AM Pueblo  
 KIQN 106.9-FM Pueblo

### GEORGIA

WCOH 1400-AM Newnan



# VIDEO AND TELEVISION

## VIDEO & TELEVISION PROGRAMMING

Silver and Black Productions, the Emmy® Award winning in-house television production operation provides viewers with innovative, cutting edge and behind-the-scenes content devoted solely to The Oakland Raiders. All shows air in the Bay Area as well as in additional television outlets throughout California and Hawaii. These shows feature the personalities that make up the NFL's most dynamic organization. *The Silver and Black Show* as well as *The Raiders Report* are produced in high-definition by the Raiders own Silver and Black Productions, located within the Raiders 100,000 square foot Alameda facility. Archived episodes can be found online at [www.raiders.com](http://www.raiders.com).

### THE SILVER AND BLACK SHOW

*The Silver and Black Show* consists of an in-depth, comprehensive, week-by-week analysis of the Raiders throughout the 2012 NFL season. The show also offers a retrospective look at the previous week's game and a breakdown of the upcoming contest by identifying key matchups. Weekly in-studio coach and player interviews are supplemented by features on players past and present profiling the Silver and Black. In their second decade together, hosts Greg Papa and Jim Plunkett work together to bring the viewer up to date information regarding The Oakland Raiders.

### THE RAIDERS REPORT

In 2012, *The Raiders Report* returns to bring the viewer an exclusive look at the organization and its parts through the lenses of Silver and Black Productions. Hosted by Jt the Brick, the thirty-minute program combines news and entertainment through longer, in-depth pieces featuring the Team of the Decades. From the field to community, *The Raiders Report* gets the viewer up to speed and in touch with everything Oakland Raiders.

### RAIDERS POSTGAME LIVE


Comcast SportsNet California is the proud home of The Oakland Raiders post-game live show. Immediately following every game, *Raiders Postgame Live* is the destination for the Raider Nation with a comprehensive one-hour coverage featuring game analysis, locker room interviews, plus Head Coach Dennis Allen's press conference in its entirety. The reporting for *Raiders Postgame Live* will be anchored from the network's new state-of-the-art studio, 24-hour newsroom and HD production facilities in San Francisco, as well as a reporter from the site of the game.

### RAIDERS PRESS CONFERENCE LIVE

Comcast SportsNet California's *Raiders Press Conference Live* returns for the eighth season with an extended one-hour format and the introduction of live phone call from the viewers into the program. *Raiders Press Conference Live* broadcasts the head coach's weekly press conference from the Oakland Raiders' permanent practice facility in Alameda. News, notes, highlights and a statistical breakdown of the team help to supplement this program.

### RAIDERS TELEVISION NETWORK

KTVU/KICU (Bay Area): Fox	KBFX/KBAK (Bakersfield): CBS & FOX
KCRA (Sacramento): NBC	KFVE (Hawaii): MyNetwork TV
KTLA (Los Angeles): CW	Comcast SportsNet California
KGPE (Fresno): CBS	





# RAIDERS



NEWS MEDIA CENTER WATCH GAMES TEAM SCHEDULE TICKETS RAIDERETTES HISTORY KIDS FANS FANTASY SHOP

Season Tix | MyRaiders Acct | A-Z Fan Guide | Code of Conduct |

Search Raiders.com



**PLAY ▶**

## MCFADDEN PRIMED TO BREAKOUT IN 2012

RB Darren McFadden stops by the "NFL Total Access" studio to talk about new head coach Dennis Allen, Carson Palmer and his recovery from injury. [WATCH THE VIDEO](#)

Fantasy: Darren McFadden ready for 2012

1 2 3 4 5 6 7 8 9 10

### HEADLINES

### MOST VIEWED

First Looks - San Diego Chargers

NFL Play 60 Challenge

Player Profile: S Aaron Henry

Raiders Top 10 Rushing Performances

Myers Visits Youth Football Camp

Curry and Mitchell Hosting Food & Fund Drive

First Looks - Raiders at Seahawks

RSS

MORE HEADLINES



## A NEW ERA OF EXCELLENCE

SEASON TICKETS STARTING AT \$260

CALL 1.800.RAIDERS TODAY!  
1-800-724-3377

## TAKE A VIRTUAL TOUR

CLICK HERE

### LATEST VIDEOS

### LATEST AUDIO



**Darren McFadden Primed to Breakout in 2012**  
(00:04:08:08) Posted Jun 22, 2012



**Behind the Shield with**  
Chris Fowler

### LATEST PHOTOS

### FAN PHOTOS



**Raider Nation - The Next Generation**



**Root Beer Float Day 2012**

## Check out the Raiders on Facebook!



The Raiders were one of the first professional sports franchises to launch an official Web site when the team went online in 1995. Since, the site has evolved into one of the top online destinations in sports.

Raiders.com continues to provide exclusive video interviews, comprehensive photography, official press releases, transactions, player biographies, profiles on current and former players and team personnel, press-conference video and more.

Jeanette Thompson hosts Behind the Shield, Raiders.com's official video news program. Featured writer Rebecca Corman delivers the latest news, quotes and features, with special access inside 1220 Harbor Bay Parkway.

During games, fans can access the Raiders.com Game Center and check out live updates, view action photos and listen to a live audio stream from the Raiders' flagship radio station - Live 105 (KITS, 105.3 FM). Comprehensive recaps, postgame press conferences and complete game statistics are available after each contest.

In addition, complete NFL Draft, team mini-camp, training camp and Raiderette coverage can be found on the site.

Raiders.com also offers original and translated content in Spanish, Chinese, German, Japanese and Tagalog. The official Web site of the Silver and Black is the first and only official team Web site in the NFL to offer original content in six languages.

In 2012, the official Web site of the Oakland Raiders, RAIDERS.COM, will continue to use cutting-edge technology to provide the Raider Nation with news, information, team history and entertainment, offering visitors and in-depth, state-of-the-art look at the Silver and Black.





# THE RAIDER IMAGE

THE RAIDER IMAGE, LLC (The Image) is the official team shop of the Oakland Raiders. All stores are owned and operated by the Raiders out of the team's headquarters in Alameda, Calif. The Image began as a retail catalog while the team was in Los Angeles.

In addition, The Image currently operates 13 brick-and-mortar locations throughout California. The Raider Image online store opened for business in September 1999 on the Raiders' official web site, Raiders.com.

The Image's e-commerce store provides the best selection of Raider merchandise to Raider fans around the world. In August 2000, the Raiders followed their Internet success with their first store, located at Southland Mall in Hayward, giving Bay Area fans an opportunity to shop in a store dedicated to Raiders merchandise.

There are four Bay Area Raider Image locations: Hegenberger Gateway in Oakland, Oakridge Mall in San Jose, Sunvalley Mall in Concord, and Southland Mall in Hayward. The Image has also expanded outside of the Bay Area with stores in Arden Fair Mall in Sacramento, Fashion Fair Mall in Fresno, Weberstown Mall in Stockton, Solano Mall in Fairfield, and Roseville Galleria in Roseville. To serve their Southern California fans, locations were opened at Montebello Town Center, in Ontario Mills and at Moreno Valley Mall. In addition, The Image added a new twist with the June 2003 opening of its Signature Store at Universal City Walk in Universal City.

The successful chain of stores will continue to expand to meet the growing needs of Raiders fans around the world.

## MY REWARDS



### MY RAIDERS REWARDS

My Raiders Rewards is the official fan rewards program of the Oakland Raiders. Fans can register at [raiders.myfanrewards.com](http://raiders.myfanrewards.com) to earn cash back or credit to their season-ticket accounts. Fans should simply shop through that Web site at their favorite online retailers, and they will earn cash back that they can use for team gear and apparel, or anything else.

It is our way of saying thank you for being the heart of our team.

#### The Raider Image

Southland Mall,  
Hayward  
510-783-9100

#### The Raider Image

Sunvalley Mall, Concord  
925-687-3600

#### The Raider Image

Arden Fair, Sacramento  
916-922-4300

#### The Raider Image

Westfield Solano  
Shopping Center, Fairfield  
707-421-2724

#### The Raider Image

The Shops at  
Montabello,  
Montebello  
323-725-7600

#### The Raider Image

Universal Studio  
City Walk,  
Universal City\*  
818-763-4000

#### The Raider Image

Ontario Mills, Ontario  
909-476-3800

#### The Raider Image

Weberstown Mall, Stockton  
209-475-9100

#### The Raider Image

Westfield Oakridge  
Shopping Center,  
San Jose  
408-578-7000

#### The Raider Image

Hegenberger Gateway  
Retail Center, Oakland  
510-632-0202

#### The Raider Image

Fashion Fair, Fresno  
559-226-5064

#### The Raider Image

Moreno Valley Mall,  
Moreno Valley  
951-571-0057

#### The Raider Image

Westfield Galleria at  
Roseville, Roseville  
916-791-0109

*\* Raiders Signature Store*





## 2012 RAIDERETTES

The Raiderettes are available for corporate, community and private appearances. To schedule the Raiderettes for an event, those interested should log on to [www.raiders.com/raiderettes](http://www.raiders.com/raiderettes).



**JEANETTE THOMPSON**  
Raiderette Director



**SHAWNA ZIMMERMAN**  
Choreographer and  
Coordinator



**LAURA GUILLORY**  
Assistant Choreographer



RAIDERS.COM



# 2012 NFL MASTER SCHEDULE

## WEEK 1

FOX-TV national weekend

Thursday, Sept. 5

1 Dallas at NY Giants 8:30

Sunday, Sept. 9

2 Indianapolis at Chicago 1:00  
 3 Jacksonville at Minnesota 1:00  
 4 Buffalo at NY Jets 1:00  
 5 Miami at Houston 1:00  
 6 New England at Tennessee 1:00  
 7 St. Louis at Detroit 1:00  
 8 Washington at New Orleans 1:00  
 9 Philadelphia at Cleveland 1:00  
 10 Atlanta at Kansas City 1:00  
 11 San Francisco at Green Bay 4:25  
 12 Seattle at Arizona 4:25  
 13 Carolina at Tampa Bay 4:25  
 14 Pittsburgh at Denver 8:20

Monday, Sept. 10

15 Cincinnati at Baltimore 7:00  
 16 San Diego at Oakland 10:15

## WEEK 4

FOX-TV national weekend

Thursday, Sept. 27

1 Cleveland at Baltimore 8:20

Sunday, Sept. 30

2 New England at Buffalo 1:00  
 3 Tennessee at Houston 1:00  
 4 San Diego at Kansas City 1:00  
 5 Minnesota at Detroit 1:00  
 6 Carolina at Atlanta 1:00  
 7 Seattle at St. Louis 1:00  
 8 San Francisco at NY Jets 1:00  
 9 Miami at Arizona 4:05  
 10 Oakland at Denver 4:05  
 11 Cincinnati at Jacksonville 4:05  
 12 New Orleans at Green Bay 4:25  
 13 Washington at Tampa Bay 4:25  
 14 NY Giants at Philadelphia 8:20

Monday, Oct. 1

15 Chicago at Dallas 8:30  
 BYES: Indianapolis, Pittsburgh

## WEEK 2

CBS-TV national weekend

Thursday, Sept. 13

1 Chicago at Green Bay 8:20

Sunday, Sept. 16

2 Tampa Bay at NY Giants 1:00  
 3 New Orleans at Carolina 1:00  
 4 Arizona at New England 1:00  
 5 Minnesota at Indianapolis 1:00  
 6 Baltimore at Philadelphia 1:00  
 7 Kansas City at Buffalo 1:00  
 8 Cleveland at Cincinnati 1:00  
 9 Houston at Jacksonville 1:00  
 10 Oakland at Miami 1:00  
 11 Dallas at Seattle 4:05  
 12 Washington at St. Louis 4:05  
 13 NY Jets at Pittsburgh 4:25  
 14 Tennessee at San Diego 4:25  
 15 Detroit at San Francisco 8:20

Monday, Sept. 17

16 Denver at Atlanta 8:30

## WEEK 5

CBS-TV national weekend

Thursday, Oct. 4

1 Arizona at St. Louis 8:20

Sunday, Oct. 7

2 Atlanta at Washington 1:00  
 3 Philadelphia at Pittsburgh 1:00  
 4 Green Bay at Indianapolis 1:00  
 5 Cleveland at NY Giants 1:00  
 6 Miami at Cincinnati 1:00  
 7 Baltimore at Kansas City 1:00  
 8 Seattle at Carolina 4:05  
 9 Chicago at Jacksonville 4:05  
 10 Denver at New England 4:25  
 11 Buffalo at San Francisco 4:25  
 12 Tennessee at Minnesota 4:25  
 13 San Diego at New Orleans 8:20

Monday, Oct. 8

14 Houston at NY Jets 8:30  
 BYES: Dallas, Detroit, Oakland, Tampa Bay

## WEEK 3

CBS-TV national weekend

Thursday, Sept. 20

1 NY Giants at Carolina 8:20

Sunday, Sept. 23

2 Tampa Bay at Dallas 1:00  
 3 St. Louis at Chicago 1:00  
 4 San Francisco at Minnesota 1:00  
 5 Detroit at Tennessee 1:00  
 6 Cincinnati at Washington 1:00  
 7 Kansas City at New Orleans 1:00  
 8 NY Jets at Miami 1:00  
 9 Buffalo at Cleveland 1:00  
 10 Jacksonville at Indianapolis 1:00  
 11 Philadelphia at Arizona 4:05  
 12 Atlanta at San Diego 4:05  
 13 Houston at Denver 4:25  
 14 Pittsburgh at Oakland 4:25  
 15 New England at Baltimore 8:20

Monday, Sept. 24

16 Green Bay at Seattle 8:30

## WEEK 6

FOX-TV national weekend

Thursday, Oct. 11

1 Pittsburgh at Tennessee 8:20

Sunday, Oct. 14

2 Oakland at Atlanta 1:00  
 3 Kansas City at Tampa Bay 1:00  
 4 Indianapolis at NY Jets 1:00  
 5 Cincinnati at Cleveland 1:00  
 6 Detroit at Philadelphia 1:00  
 7 St. Louis at Miami 1:00  
 8 Dallas at Baltimore 1:00  
 9 Buffalo at Arizona 4:05  
 10 New England at Seattle 4:05  
 11 NY Giants at San Francisco 4:25  
 12 Minnesota at Washington 4:25  
 13 Green Bay at Houston 8:20

Monday, Oct. 15

14 Denver at San Diego 8:30  
 BYES: Carolina, Chicago, Jacksonville, New Orleans

\*All times listed ET.



## 2012 NFL MASTER SCHEDULE

## WEEK 7

CBS-TV national weekend

Thursday, Oct. 18

1 Seattle at San Francisco 8:20

Sunday, Oct. 21

2 Washington at NY Giants 1:00  
 3 Arizona at Minnesota 1:00  
 4 Dallas at Carolina 1:00  
 5 New Orleans at Tampa Bay 1:00  
 6 Green Bay at St. Louis 1:00  
 7 Baltimore at Houston 1:00  
 8 Cleveland at Indianapolis 1:00  
 9 Tennessee at Buffalo 1:00  
 10 NY Jets at New England 4:25  
 11 Jacksonville at Oakland 4:25  
 12 Pittsburgh at Cincinnati 8:20

Monday, Oct. 22

13 Detroit at Chicago 8:30  
 BYES: Atlanta, Denver, Kansas City, Miami, Philadelphia, San Diego

## WEEK 8

FOX-TV national weekend

Thursday, Oct. 25

1 Tampa Bay at Minnesota 8:20

Sunday, Oct. 28

2 Jacksonville at Green Bay 1:00  
 3 Miami at NY Jets 1:00  
 4 San Diego at Cleveland 1:00  
 5 Indianapolis at Tennessee 1:00  
 6 New England at St. Louis (London) 1:00  
 7 Atlanta at Philadelphia 1:00  
 8 Carolina at Chicago 1:00  
 9 Seattle at Detroit 1:00  
 10 Washington at Pittsburgh 1:00  
 11 Oakland at Kansas City 4:05  
 12 NY Giants at Dallas 4:25  
 13 New Orleans at Denver 8:20

Monday, Oct. 29

14 San Francisco at Arizona 8:30  
 BYES: Baltimore, Buffalo, Cincinnati, Houston

## WEEK 9

CBS-TV national weekend

Thursday, Nov. 1

1 Kansas City at San Diego 8:20

Sunday, Nov. 4

2 Carolina at Washington 1:00  
 3 Arizona at Green Bay 1:00  
 4 Detroit at Jacksonville 1:00  
 5 Chicago at Tennessee 1:00  
 6 Denver at Cincinnati 1:00  
 7 Baltimore at Cleveland 1:00  
 8 Buffalo at Houston 1:00  
 9 Miami at Indianapolis 1:00  
 10 Minnesota at Seattle 4:05  
 11 Tampa Bay at Oakland 4:05  
 12 Pittsburgh at NY Giants 4:25  
 13 Dallas at Atlanta 8:20

Monday, Nov. 5

14 Philadelphia at New Orleans 8:30  
 BYES: New England, NY Jets, San Francisco, St. Louis

## WEEK 10

FOX-TV national weekend

Thursday, Nov. 8

1 Indianapolis at Jacksonville 8:20

Sunday, Nov. 11

2 Denver at Carolina 1:00  
 3 San Diego at Tampa Bay 1:00  
 4 Tennessee at Miami 1:00  
 5 Buffalo at New England 1:00  
 6 Oakland at Baltimore 1:00  
 7 NY Giants at Cincinnati 1:00  
 8 Atlanta at New Orleans 1:00  
 9 Detroit at Minnesota 1:00  
 10 NY Jets at Seattle 4:05  
 11 Dallas at Philadelphia 4:25  
 12 St. Louis at San Francisco 4:25  
 13 Houston at Chicago 8:20

Monday, Nov. 12

14 Kansas City at Pittsburgh 8:30  
 BYES: Arizona, Cleveland, Green Bay, Washington

## WEEK 11

CBS-TV national weekend

Thursday, Nov. 15

1 Miami at Buffalo 8:20

Sunday, Nov. 18

2 Philadelphia at Washington 1:00  
 3 Green Bay at Detroit 1:00  
 4 Arizona at Atlanta 1:00  
 5 Tampa Bay at Carolina 1:00  
 6 Cleveland at Dallas 1:00  
 7 NY Jets at St. Louis 1:00  
 8 Indianapolis at New England 1:00  
 9 Jacksonville at Houston 1:00  
 10 Cincinnati at Kansas City 1:00  
 11 New Orleans at Oakland 4:20  
 12 San Diego at Denver 4:25  
 13 Baltimore at Pittsburgh 8:20

Monday, Nov. 19

14 Chicago at San Francisco 8:30  
 BYES: Minnesota, NY Giants, Seattle, Tennessee

## WEEK 12

FOX-TV national weekend

Thursday, Nov. 22

1 Houston at Detroit 8:20

Sunday, Nov. 25

2 Washington at Dallas 1:00  
 3 New England at NY Jets 1:00  
 4 Oakland at Cincinnati 1:00  
 5 Pittsburgh at Cleveland 1:00  
 6 Buffalo at Indianapolis 1:00  
 7 Tennessee at Jacksonville 1:00  
 8 Denver at Kansas City 1:00  
 9 Minnesota at Chicago 1:00  
 10 Atlanta at Tampa Bay 1:00  
 11 Seattle at Miami 1:00  
 12 Baltimore at San Diego 4:05  
 13 San Francisco at New Orleans 4:25  
 14 St. Louis at Arizona 4:25  
 15 Green Bay at NY Giants 8:20

Monday, Nov. 26

16 Carolina at Philadelphia 8:30

\*All times listed ET.



# 2012 NFL MASTER SCHEDULE

## WEEK 13

CBS-TV national weekend

Thursday, Nov. 29

1	New Orleans at Atlanta	8:20
---	------------------------	------

Sunday, Dec. 2

2	Seattle at Chicago	1:00
3	Minnesota at Green Bay	1:00
4	San Francisco at St. Louis	1:00
5	Arizona at NY Jets	1:00
6	Carolina at Kansas City	1:00
7	Indianapolis at Detroit	1:00
8	Jacksonville at Buffalo	1:00
9	New England at Miami	1:00
10	Houston at Tennessee	1:00
11	Tampa Bay at Denver	4:05
12	Pittsburgh at Baltimore	4:25
13	Cleveland at Oakland	4:25
14	Cincinnati at San Diego	4:25
15	Philadelphia at Dallas	8:20

Monday, Dec. 3

16	NY Giants at Washington	8:30
----	-------------------------	------

## WEEK 14

FOX-TV national weekend

Thursday, Dec. 6

1	Denver at Oakland	8:20
---	-------------------	------

Sunday, Dec. 9

2	Baltimore at Washington	1:00
3	Kansas City at Cleveland	1:00
4	San Diego at Pittsburgh	1:00
5	Tennessee at Indianapolis	1:00
6	NY Jets at Jacksonville	1:00
7	Chicago at Minnesota	1:00
8	Atlanta at Carolina	1:00
9	Philadelphia at Tampa Bay	1:00
10	St. Louis at Buffalo	1:00
11	Dallas at Cincinnati	1:00
12	Miami at San Francisco	4:05
13	New Orleans at NY Giants	4:25
14	Arizona at Seattle	4:25
15	Detroit at Green Bay	8:20

Monday, Dec. 10

16	Houston at New England	8:30
----	------------------------	------

## WEEK 15

CBS-TV national weekend

Thursday, Dec. 13

1	Cincinnati at Philadelphia	8:20
---	----------------------------	------

Sunday, Dec. 16

2	Green Bay at Chicago	1:00
3	NY Giants at Atlanta	1:00
4	Tampa Bay at New Orleans	1:00
5	Minnesota at St. Louis	1:00
6	Washington at Cleveland	1:00
7	Jacksonville at Miami	1:00
8	Denver at Baltimore	1:00
9	Indianapolis at Houston	1:00
10	Detroit at Arizona	4:05
11	Carolina at San Diego	4:05
12	Seattle at Buffalo (Toronto)	4:05
13	Pittsburgh at Dallas	4:25
14	Kansas City at Oakland	4:25
15	San Francisco at New England	8:20

Monday, Dec. 17

16	NY Jets at Tennessee	8:30
----	----------------------	------

## WEEK 16

FOX-TV national weekend

Saturday, Dec. 22

1	Atlanta at Detroit	8:20
---	--------------------	------

Sunday, Dec. 23

2	Tennessee at Green Bay	1:00
3	Oakland at Carolina	1:00
4	Buffalo at Miami	1:00
5	Cincinnati at Pittsburgh	1:00
6	New England at Jacksonville	1:00
7	Indianapolis at Kansas City	1:00
8	New Orleans at Dallas	1:00
9	Washington at Philadelphia	1:00
10	St. Louis at Tampa Bay	1:00
11	NY Giants at Baltimore	1:00
12	Minnesota at Houston	1:00
13	Cleveland at Denver	4:05
14	Chicago at Arizona	4:25
15	San Francisco at Seattle	4:25
16	San Diego at NY Jets	8:20

## WEEK 17

FOX and CBS national weekend

Sunday, Dec. 30

1	NY Jets at Buffalo	1:00
2	Miami at New England	1:00
3	Baltimore at Cincinnati	1:00
4	Cleveland at Pittsburgh	1:00
5	Houston at Indianapolis	1:00
6	Jacksonville at Tennessee	1:00
7	Philadelphia at NY Giants	1:00
8	Dallas at Washington	1:00
9	Chicago at Detroit	1:00
10	Green Bay at Minnesota	1:00
11	Tampa Bay at Atlanta	1:00
12	Carolina at New Orleans	1:00
13	Kansas City at Denver	4:25
14	Oakland at San Diego	4:25
15	Arizona at San Francisco	4:25
16	St. Louis at Seattle	4:25
	TBD	8:20

\*All times listed ET.





## 2012 NATIONALLY TELEVIEWED GAMES

Wednesday, Sept. 5	Dallas at NY Giants (NBC)	8:30	Thursday, Nov. 22	Houston at Detroit (CBS)	12:30
Sunday, Sept. 9	Pittsburgh at Denver (NBC)	8:20		Washington at Dallas (FOX)	4:15
Monday, Sept. 10	Cincinnati at Baltimore (ESPN)	7:00		New England at NY Jets (NBC)	8:20
	San Diego at Oakland (ESPN)	10:15	Sunday, Nov. 25	Green Bay at NY Giants (NBC)*	8:20
Thursday, Sept. 13	Chicago at Green Bay (NFLN)	8:20	Monday, Nov. 26	Carolina at Philadelphia (ESPN)	8:30
Sunday, Sept. 16	Detroit at San Francisco (NBC)	8:20	Thursday, Nov. 29	New Orleans at Atlanta (NFLN)	8:20
Monday, Sept. 17	Denver at Atlanta (ESPN)	8:30	Sunday, Dec. 2	Philadelphia at Dallas (NBC)*	8:20
Thursday, Sept. 20	NY Giants at Carolina (NFLN)	8:20	Monday, Dec. 3	NY Giants at Washington (ESPN)	8:30
Sunday, Sept. 23	New England at Baltimore (NBC)	8:20	Thursday, Dec. 6	Denver at Oakland (NFLN)	8:20
Monday, Sept. 24	Green Bay at Seattle (ESPN)	8:30	Sunday, Dec. 9	Detroit at Green Bay (NBC)*	8:20
Thursday, Sept. 27	Cleveland at Baltimore (NFLN)	8:20	Monday, Dec. 10	Houston at New England (ESPN)	8:30
Sunday, Sept. 30	NY Giants at Philadelphia (NBC)	8:20	Thursday, Dec. 13	Cincinnati at Philadelphia (NFLN)	8:20
Monday, Oct. 1	Chicago at Dallas (ESPN)	8:30	Sunday, Dec. 16	San Francisco at New England (NBC)*	8:20
Thursday, Oct. 4	Arizona at St. Louis (NFLN)	8:20	Monday, Dec. 17	NY Jets at Tennessee (ESPN)	8:30
Sunday, Oct. 7	San Diego at New Orleans (NBC)	8:20	Saturday, Dec. 22	Atlanta at Detroit (ESPN)	8:30
Monday, Oct. 8	Houston at NY Jets (ESPN)	8:30	Sunday, Dec. 23	San Diego at NY Jets (NBC)*	8:20
Thursday, Oct. 11	Pittsburgh at Tennessee (NFLN)	8:20	Sunday, Dec. 30	To be determined (NBC)*	8:20
Sunday, Oct. 14	Green Bay at Houston (NBC)	8:20			
Monday, Oct. 15	Denver at San Diego (ESPN)	8:30	<b>POSTSEASON GAMES</b>		
Thursday, Oct. 18	Seattle at San Francisco (NFLN)	8:20	Saturday, January 5	AFC and NFC Wild Card Playoffs (NBC)	
Sunday, Oct. 21	Pittsburgh at Cincinnati (NBC)	8:20	Sunday, January 6	AFC and NFC Wild Card Playoffs (CBS and FOX)	
Monday, Oct. 22	Detroit at Chicago (ESPN)	8:30	Saturday, January 12	AFC and NFC Divisional Playoffs (CBS and FOX)	
Thursday, Oct. 25	Tampa Bay at Minnesota (NFLN)	8:20	Sunday, January 13	AFC and NFC Divisional Playoffs (CBS and FOX)	
Sunday, Oct. 28	New Orleans at Denver (NBC)	8:20	Sunday, January 20	AFC and NFC Championship Games (CBS and FOX)	
Monday, Oct. 29	San Francisco at Arizona (ESPN)	8:30	Sunday, January 27	AFC-NFC Pro Bowl (NBC)	
Thursday, Nov. 1	Kansas City at San Diego (NFLN)	8:20	Sunday, February 3	Super Bowl XLVII in New Orleans (CBS)	
Sunday, Nov. 4	Dallas at Atlanta (NBC)	8:20			
Monday, Nov. 5	Philadelphia at New Orleans (ESPN)	8:30			
Thursday, Nov. 8	Indianapolis at Jacksonville (NFLN)	8:20			
Sunday, Nov. 11	Houston at Chicago (NBC)	8:20			
Monday, Nov. 12	Kansas City at Pittsburgh (ESPN)	8:30			
Thursday, Nov. 15	Miami at Buffalo (NFLN)	8:20			
Sunday, Nov. 18	Baltimore at Pittsburgh (NBC)*	8:20			
Monday, Nov. 19	Chicago at San Francisco (ESPN)	8:30			

"The NFL again will utilize "flexible scheduling" in 2012. Flexible scheduling moves will be announced at least 12 days before games in Weeks 11-16. In Week 17, the flexible scheduling move will be announced at least six days before the game. Flexible scheduling will ensure quality matchups on Sunday night in those weeks and give "surprise" teams a chance to play their way on to primetime.

All times ET



# 2012 IMPORTANT DATES



- Mid-July Preseason training camps open. Clubs not permitted to open official pre-season camp earlier than July 5. Veteran players cannot be required to report earlier than 15 days prior to club's first preseason game.
- July 16 Deadline at 4 p.m., New York time, for any club that designated a Franchise Player to sign such player to a multi-year contract or extension. After this date, the player may sign only a one-year contract with the designating club for the 2012 season, and such contract cannot be extended until after the club's last regular-season game.
- July 22 Signing period ends at 4 p.m., New York time, for Transition Players with outstanding tenders. After this date and through 4 p.m., New York time, on the Tuesday after the 10th regular-season weekend, old club has exclusive negotiating rights to these players.
- July 22 (July 22 or the first scheduled day of the first NFL training camp, whichever is later) Signing period ends at 4 p.m., New York time, for Unrestricted Free Agents to whom a June 1 tender was made by old club. After this date and through 4 p.m., New York time, on the Tuesday after the 10th regular-season weekend, old club has exclusive negotiating rights to these players.
- August 3-5 Hall of Fame Weekend.
- August 5 Pro Football Hall of Fame Game, Canton, Ohio: Arizona vs. New Orleans
- August 7 Deadline for players under contract to report to earn a season of free-agency credit.



- August 7 If a Drafted Rookie has not signed with his club by this date, he may not be traded to any other club in 2012.
- August 9-13 First Preseason Weekend.
- August 11-15 Deadline for club to provide written notice to certain unsigned players and the NFLPA of its intent to place them on the Exempt List if they fail to report no later than one day prior to the club's second preseason game. Any player who fails to report prior to the deadline will be ineligible to play or receive compensation for at least three games (preseason or regular season) from the time that he reports.
- August 27 Roster cut-down to maximum of 75 players on Active List by 4 p.m., New York time.
- August 28 All tryouts on this date and for the remainder of the season must be reported to the League office.
- August 31 Roster cut-down to maximum of 53 players on Active/Inactive List by 9 p.m., New York time. Clubs may dress minimum of 43 and maximum of 46 players for each regular-season and postseason game.
- August 31 Simultaneously with the cut-down to 53, clubs that have players in the categories of Active/Physically Unable to Perform or Active/Non-Football Injury or Illness must take one of the following options: Place player on Reserve/Physically Unable to Perform or Reserve/Non-Football Injury or Illness, whichever is applicable; ask waivers; terminate; trade; or continue to count him on Active List.
- September 1 After 12 noon, New York time, clubs may establish a Practice Squad of eight players by signing free agents who do not have an accrued season of free agency credit or who were on the 46-player Active List for less than nine regular-season games during their only Accrued Season(s). A player cannot participate on the Practice Squad for more than three seasons.
- September 5 All clubs are required to file a personnel (injury) report with their conference information manager by 4 p.m., New York time. Reports are to be filed every Wednesday, Thursday and Friday before a regular-season game by 4 p.m., New York time (or as soon as possible after the completion of practice). An update must also be reported if there is any change in a player's condition after Friday.



- September 5-10 Regular Season opens.



## 2012 IMPORTANT DATES



September 6-11	Beginning on these dates vested veterans terminated from the Active List or Inactive List (and from Reserve/Injured if the player is placed on Reserve/Injured after the beginning of the regular season) are entitled to receive, after the end of the regular-season schedule, Termination Pay pursuant to the terms of the CBA.
September 25	Priority on multiple waiver claims is now based on the current season's standing.
October 16	Beginning the day after the conclusion of the sixth regular-season weekend and continuing through the day after the conclusion of the ninth regular-season weekend, clubs are permitted to begin practicing players on Reserve/Physically Unable to Perform and Reserve/Non-Football Injury or Illness for a period not to exceed 21 days. Players may be activated during the 21-day practice period or until 4 p.m., New York time, on the day after the conclusion of the 21-day period.
October 16	All trading ends at 4 p.m., New York time.
October 17	Players with at least four previous pension-credited seasons are subject to the waiver system for the remainder of the regular season and postseason.
November 13	Signing period ends at 4 p.m., New York time, for Franchise Players who are eligible to receive Offer Sheets.
November 13	Deadline for clubs to sign by 4 p.m., New York time, their unsigned Franchise and Transition Players, including Franchise Players who were eligible to receive Offer Sheets until this date. If still unsigned after this date, such players are prohibited from playing in NFL in 2012.
November 13	Deadline for clubs to sign by 4 p.m., New York time, their Unrestricted Free Agents to whom June 1 tender was made. If still unsigned after this date, such players are prohibited from playing in NFL in 2012.
November 13	Deadline for clubs to sign by 4 p.m., New York time, their Restricted Free Agents to whom June 1 tender was made. If such players remain unsigned, they are prohibited from playing in NFL in 2012.
November 13	Deadline for clubs to sign drafted players by 4 p.m., New York time. If such players remain unsigned, they are prohibited from playing in NFL in 2012.
November 30	Deadline for reinstatement of players in Reserve List categories of Retired, Did Not Report, and Exclusive Rights, and of players who were placed on Reserve/Left Squad in a previous season.
December 28	Deadline for waiver requests in 2012, except for "special waiver requests," which have a 10-day claiming period, with termination or assignment delayed until after the Super Bowl. December 31 clubs may begin signing free-agent players for the 2013 season.

**2013**

January 5-6	Wild Card Playoff Games.
January 12-13	Divisional Playoff Games.
January 20	AFC and NFC Championship Games.
January 27	AFC-NFC Pro Bowl.
February 3	Super Bowl XLVII, Mercedes-Benz Superdome, New Orleans, Louisiana.

**2014**

February 2*	Super Bowl XLVIII, MetLife Stadium, New York-New Jersey.
-------------	--

**2015**

February 1*	Super Bowl XLIX, University of Phoenix Stadium, Glendale, Arizona.
-------------	--

\*Tentative date



# TIE-BREAKING PROCEDURES

The following procedures will be used to break standings ties for postseason playoffs and to determine regular-season schedules. Note: Tie games count as one-half win and one-half loss for both clubs.

## TO BREAK A TIE WITHIN A DIVISION

If, at the end of the regular season, two or more clubs in the same division finish with the best won-lost-tied percentage, the following steps will be taken until a champion is determined:

### TWO CLUBS

- Head-to-head (best won-lost-tied percentage in games between the clubs.)
- Best won-lost-tied percentage in games played within the division.
- Best won-lost-tied percentage in common games.
- Best won-lost-tied percentage in games played within the conference.
- Strength of victory in all games.
- Strength of schedule in all games.
- Best combined ranking among conference teams in points scored and points allowed in all games.
- Best combined ranking among all teams in points scored and points allowed in all games.
- Best net points in common games.
- Best net points in all games.
- Best net touchdowns in all games.
- Coin toss.

### THREE OR MORE CLUBS

(Note: If two clubs remain tied after one or more clubs are eliminated during any step, tie-breaker re-starts at Step 1 of two-club format. If three clubs remain tied after a fourth club is eliminated during any step, tie-breaker re-starts at Step 1 of three-club format.)

- Head-to-head (best won-lost-tied percentage in games among the clubs.)
- Best won-lost-tied percentage in games played within the division.
- Best won-lost-tied percentage in common games.
- Best won-lost-tied percentage in games played within the conference.
- Strength of victory in all games.
- Strength of schedule in all games.
- Best combined ranking among conference teams in points scored and points allowed in all games.
- Best combined ranking among all teams in points scored and points allowed in all games.
- Best net points in common games.
- Best net points in all games.
- Best net touchdowns in all games.
- Coin toss.

## TO BREAK A TIE FOR THE WILD-CARD TEAM

- If necessary to break ties to determine the two Wild Card clubs from each conference, the following steps will be taken:
- If all the tied clubs are from the same division, apply division tie-breaker.
- If the tied clubs are from different divisions, apply the following steps:

### TWO CLUBS

- Head-to-head, if applicable.
- Best won-lost-tied percentage in the games played within the conference.
- Best won-lost-tied percentage in common games, minimum of four.
- Strength of victory in all games.
- Strength of schedule in all games.
- Best combined ranking among conference teams in points scored and points allowed in all games.
- Best combined ranking among all teams in points scored and points allowed in all games.
- Best net points in conference games.
- Best net points in all games.
- Best net touchdowns in all games.
- Coin toss.

## THREE OR MORE CLUBS

(Note: If two clubs remain tied after one or more clubs are eliminated during any step, tie-breaker re-starts at Step 1 of two-club format. If three clubs remain tied after a fourth club is eliminated during any step, tie-breaker re-starts at Step 2 of three-club format.)

- Apply division tie-breaker to eliminate all but highest ranked club in each division prior to proceeding to step two. The original seeding within a division upon application of the division tie-breaker remains the same for all subsequent applications of the procedure that are necessary to identify the two Wild Card participants.
- Head-to-head sweep (apply only if one has defeated each of the others or one club has lost to each of the others.)
- Best won-lost-tied percentage in games played within the conference.
- Best won-lost-tied percentage in common games, minimum of four.
- Strength of victory in all games.
- Strength of schedule in all games.
- Best combined ranking among conference teams in points scored and points allowed in all games.
- Best combined ranking among all teams in points scored and points allowed in all games.
- Best net points in conference games.
- Best net points in all games.
- Best net touchdowns in all games.
- Coin toss.

When the first Wild Card team has been identified, the procedure is repeated to name the second Wild Card (i.e., eliminate all but the highest ranked club in each division prior to proceeding to step two). In situations where three teams from the same division are involved in the procedure, the original seeding of the teams remains the same for subsequent applications of the tie-breaker if the top-ranked team in that division qualifies for a Wild Card berth.

## OTHER TIE-BREAKING PROCEDURES

- Only one club advances to the playoffs in any tie-breaking step. Remaining tied clubs revert to the first step of the applicable division or Wild Card tie-breakers. As an example, if two clubs remain tied in any tie-breaker step after all other clubs have been eliminated, the procedure reverts to Step 1
- of the two-club format to determine the winner. When one wins the tie-breaker, all other clubs revert to Step 1 of the applicable two-club or three-club format.
- In comparing records against common opponents among tied teams, the best won-lost-tied percentage is the deciding factor since teams may have played an unequal number of games.
- To determine home-field priority among division-titlists, apply Wild Card tie-breakers.
- To determine home-field priority for Wild Card qualifiers, apply division tie-breakers (if teams are from the same division) or Wild Card tie-breakers (if teams are from different divisions).
- To determine the best combined ranking among conference teams in points scored and points allowed, add a team's position in the two categories, and the lowest score wins. For example, if Team A is first in points scored and second in points allowed, its combined ranking is "3." If Team B is third in points scored and first in points allowed, its combined ranking is "4." Team A then wins the tiebreaker. If two teams are tied for a position, both teams are awarded the ranking as if they held it solely. For example, if Team A and Team B are tied for first in points scored, each team is assigned a ranking of "1" in that category, and if Team C is third, its ranking will still be "3."





The NFL uses a system of Referee Replay Review to aid officiating. The following procedures will be used:

**Reviews by Referee:** All Replay Reviews will be conducted by the Referee on a field-level monitor after consultation with the other covering official(s), prior to review. A decision will be reversed only when the Referee has indisputable visual evidence available to him that warrants the change.

**Coaches' Challenge:** In each game, a team will be permitted two challenges that will initiate Instant Replay reviews except for plays when the on-field ruling is a score for either team, an interception, a fumble or backward pass that is recovered by an opponent or goes out of bounds through an opponent's end zone, or a muffed scrimmage kick recovered by the kicking team. A team is also prohibited from challenging any ruling after the two-minute warning of each half, and throughout any overtime period. Each challenge will require the use of a team time out. If a challenge is upheld, the time out will be restored to the challenging team. If both challenges are upheld, a third challenge will be awarded to the challenging team. No challenges will be recognized from a team that has exhausted its time outs.

**Replay Official's Request for Review:** After all scoring plays, interceptions, fumbles and backward passes that are recovered by an opponent or go out of bounds through an opponent's end zone, muffed scrimmage kicks recovered by the kicking team, and after the two-minute warning of each half throughout any overtime period, any Replay Review will be initiated by a Replay Official from a Replay Booth comparable to the location of the coaches' booth or Press Box. There is no limit to the number of Replay Reviews that may be initiated by the Replay Official. His ability to initiate a review will be unrelated to the number of time outs that either team has remaining, and no time out will be charged for any review initiated by the Replay Official.

**Time Limit:** Each review will be a maximum of 60 seconds in length, timed from when the Referee begins his review of the replay at the field-level monitor.

**Reviewable Plays:** The Replay System will cover the following play situations only:

**A. Plays governed by Sideline, Goal Line, End Zone, and End Line:**

1. Scoring plays, including a runner breaking the plane of the goal line.
2. Pass complete/incomplete/intercepted at sideline, goal line, end zone, and end line.
3. Runner/receiver in or out of bounds.
4. Recovery of loose ball in or out of bounds.

**B. Passing Plays:**

1. Pass ruled complete/incomplete/intercepted in the field of play.
2. Touching of a forward pass by an ineligible receiver.
3. Touching of a forward pass by a defensive player.
4. Quarterback (Passer) forward pass or fumble.
5. Illegal forward pass beyond the line of scrimmage.
6. Illegal forward pass after change of possession.
7. Forward or backward pass thrown from behind the line of scrimmage.

**C. Other Reviewable Plays:**

1. Runner not ruled down by defensive contact.
2. Runner ruled down by defensive contact when the recovery of a fumble by an opponent or a teammate occurs in the action that happens following the fumble.
3. Runner ruled out of bounds when the recovery of a fumble by an opponent or a teammate occurs in the action that happens following the fumble.
4. Ruling of incomplete pass when the recovery of a passer's fumble, or the recovery of a backward pass, by an opponent or a teammate occurs in the action following the fumble or backward pass.

5. Ruling of a loose ball out of bounds when it is recovered in the field of play by an opponent or a teammate in the action after the ball hits the ground.

*Note 1: If the ruling of down by contact or incomplete pass is changed, the ball belongs to the recovering player at the spot of the recovery of the fumble, and any advance is nullified. If the ball goes out of bounds in an end zone, the result of the play will be either a touchback or a safety.*

*Note 2: If the Referee does not have indisputable visual evidence as to which player recovered the loose ball, the ruling on the field will stand.*

*Note 3: This does not apply to complete/incomplete passes, or the ruling of forward progress.*

6. Forward progress with respect to a first down.
7. Touching of a kick.
8. A field goal or Try attempt that crosses below or above the crossbar, inside or outside the uprights\ when it is lower than the top of the uprights, or touches anything.
9. Number of players on the field at the snap.
10. Illegal forward handoff.
11. A loose ball in play striking a video board, guide wire, sky cam, or any other object.

**Non-reviewable plays include, but are not limited to:**

1. Status of the clock.
2. Proper down.
3. Penalty administration.
4. Runner ruled down by defensive contact (not involving fumbles).
5. Forward progress not relating to first down or goal line.
6. Recovery of a loose ball that does not involve a boundary line or the end zone.
7. Field goal or try attempts that cross above either upright without touching anything.
8. Inadvertent whistle.

# WAIVERS, ACTIVE/INACTIVE LISTS

## WAIVERS

The waiver system is a procedure by which player contracts or NFL rights to players are made available by a club to other clubs in the League. During the procedure, the 31 other clubs either file claims to obtain the players or waive the opportunity to do so—thus the term “waiver.” Claiming clubs are assigned players on a priority based on the inverse of won-and-lost standing. The claiming period is 24 hours from the first business day after the Super Bowl through the conclusion of the regular season. If a player passes through waivers unclaimed, he becomes a free agent. All waivers are no recall and no withdrawal. Under the Collective Bargaining Agreement, from the beginning of the waiver system each year through the trading deadline, any veteran who has acquired four years of pension credit is not subject to the waiver system if the club desires to release him. After the trading deadline, such players are subject to the waiver system.

## ACTIVE/INACTIVE LIST

The Active/Inactive List is the principal status for players participating for a club. It consists of all players under contract who are eligible for preseason, regular-season, and postseason games. Teams are permitted to open training camp with no more than 90 players under contract and thereafter must meet two mandatory roster reductions prior to the season opener. Teams will be permitted an Active List of 46 players and an Inactive List of seven players for each regular-season and postseason game. Teams also are permitted to establish Practice Squads of up to eight players who are eligible to participate in practice, but these players remain free agents and are eligible to sign with any other team in the league.

August 27 ..... Roster reduction to 75 players

August 31 ..... Roster reduction to 53 players

September 1 ..... Teams establish a Practice Squad of up to eight players

In addition to the squad limits described above, the overall roster limit of 90 players remains in effect throughout the regular season and postseason. The overall limit is applicable to players on a team's Active, Inactive, and certain Exempt Lists, players on the Practice Squad, and players on the Reserve List as Injured, Physically Unable to Perform, Non-Football Illness/Injury, and Suspended by Club.

## RESERVE LIST

The Reserve List is a status for players who, for reasons of injury, retirement, military service, or other circumstances, are not immediately available for participation with a club. Players on Reserve/Injured are not eligible to practice or return to the Active/Inactive List in the same season that they are placed on Reserve. Players in the category of Reserve/Retired, Reserve/Did Not Report, Reserve/Exclusive Rights, and players who were placed in the category of Reserve/Left Squad in a previous season may not be reinstated during the period from 30 days before the end of the regular season through the postseason.



## MEDIA INFORMATION & POLICIES

The Raiders' media relations department is in place to welcome and serve members of the local and national media in their coverage of the team. The staff looks forward to assisting broadcasters and sportswriters, helping however and whenever possible, and appreciates those that take time and invest resources to visit the team at its Alameda facility and the O.co Coliseum. Members of the media, who should feel free to contact any member of the media relations staff at any time, are encouraged to carefully review the following policies, reminded that these policies are subject to change.



**ZAK GILBERT**  
Director—Media Relations  
(GM, head coach & QB requests)  
510/780-3038  
zgilbert@raiders.com



**WILL KISS**  
Asst. Director of Media Relations  
(player interviews, football info)  
510/780-3020  
wkiss@raiders.com



**ERIN EXUM**  
Media Relations Coord.  
(assistant coach requests, credentials)  
510/780-3219  
eexum@raiders.com



**MIKE TAYLOR**  
Director of Public Affairs  
(corporate publicity)  
510/780-3026  
mtaylor@raiders.com

### Other phone numbers

RAIDERS PR INTERN DESK: 510/780-3028

PRESS BOX, HOME PR: 510/567-0702, 0703

PRESS BOX, VISITING PR: 510-567-0704

**INTERVIEW REQUESTS:** The Raiders respectfully request that all interview requests, for any member of the organization, go through the media relations office. Players, coaches or staff should not be contacted by media directly by telephone (desk, home or cell), by e-mail, or via social media, including Twitter.

**GENERAL MANAGER REGGIE MCKENZIE INTERVIEWS:** Media needing the Raiders' general manager should reach out to Zak Gilbert to make their requests. Interviews are scheduled as time allows.

**HEAD COACH DENNIS ALLEN INTERVIEWS:** Dennis Allen is available in general immediately after most practices, on the field, as well as after every game. He also will conduct a weekly press conference on Mondays during the regular season, at 1 p.m. in the media room at the Alameda facility. Those needing to schedule one-on-one interviews should contact Zak Gilbert.

**ASSISTANT COACH INTERVIEWS:** Assistant coaches are available by request, provided the request is made to Erin Exum (eexum@raiders.com) at least 24 hours in advance. During a regular-season Sunday game week, coordinators are only available on Thursdays while other assistants are only available Wednesdays, Thursdays and Fridays. Following games, Dennis Allen is the only coach available for comment.

**PLAYER INTERVIEWS:** Quarterback Carson Palmer is available after games and once during the practice week, usually on Wednesdays, on the field following practice. One-on-one Palmer requests should be made through Zak Gilbert. With respect to all other players, the Raiders open their locker room to accredited media on Mondays, as well as after practice on Wednesdays, Thursdays and Fridays.



**Reggie McKenzie**  
General Manager



**Dennis Allen**  
Head Coach



**Steve Hoffman**  
Special Teams Coord.



**Greg Knapp**  
Offensive Coord.



**Jason Tarver**  
Defensive Coord.

# MEDIA INFORMATION

**ON-FIELD POSTGAME INTERVIEWS:** Other than network contractual obligations, all Raiders players and coaches must report to the locker room before conducting interviews. There are no interviews on the field in the minutes immediately following a home or road game.

**POSTGAME INTERVIEWS:** The Raiders will open their locker room to media following the NFL's mandatory cooling-off period following each game. Head Coach Dennis Allen will conduct his postgame news conference in the interview room adjacent to the Raiders locker room. Selected players will also be brought into the interview room following the game. The visiting team's head coach and selected players will be available in the interview room located adjacent to the visitor's locker room.

**PRACTICE ACCESS & PHOTOGRAPHY/VIDEOGRAPHY GUIDELINES:** Accredited members of the media that regularly cover the NFL are welcome at the first 30 minutes of Wednesday, Thursday and Friday practices during the regular season. Photography and videography is allowed, in general, during this window. The team reserves the right to limit photography to certain periods for competitive reasons. During any practice open to the media, visitors should stand at a safe distance and hold all belongings, including bags and video cameras, or put them against the fence. Tripods are not allowed on the field during practice, for safety reasons.

**CONFERENCE CALLS:** The Raiders' media relations department will arrange a conference call with the head coach and a key player from the opposing team each week during the regular season. These conference calls will be made from the media room and in general will take place on Wednesdays.

**ONLINE CONTENT POLICY:** Accredited organizations may distribute online non-game audio and video content, including interviews, press conferences and team practices at NFL venues, acquired as a result of credentialed access ("Game Information") to games or club/league facilities provided that such distribution: Is 90 seconds maximum per day (180 seconds in two-team markets, 90 seconds per team); may not be "archived" (i.e. made available for on-demand public access) for more than 24 hours; appears in an editorial context only (no sponsorship, merchandising or advertising integrated with or around the content); is not posted live, and is accompanied by links back to NFL.com and to the club Web site.

The 90-second limit does not include video/audio material that is comprised entirely of a credentialed media employee providing commentary or analysis ("Talking Head" reporting), including pre- or postgame stand-up material shot on the field or other facility location.

While a game is in progress, any forms of accounts of the game must be sufficiently time-delayed and limited in amount (e.g. score updates with detail given only in quarterly game updates, fewer than 10 photographs during the game) so that the accredited organization's game coverage cannot be used as a substitute for, or otherwise approximate, authorized play-by-play accounts.

Regarding practice reporting, the Raiders require that media not reveal plays or formations in any way, for competitive reasons. The team reserves the right to revoke credentials and/or access.

**CREDENTIAL REQUESTS:** Credential requests will be honored only for working media on specific assignment for a recognized news or sports organization. Credentials will not be issued to freelance writers or photographers. All single-game requests must be received by 12 p.m. (PT) on the Monday prior to each home game.

All season and single-game credential requests must be submitted by an editor or sports director to the media relations department via the Raiders' media Web site at [media.raiders.com](http://media.raiders.com). After logging in, click the credentials link in the left-hand navigation and fill out the online form as completely as possible. Both the username and password are the same: media.

**PARKING:** Every effort will be made to accommodate requests for parking passes, but due to limited space, parking cannot be provided for all credentialed media. The appropriate parking pass will be required for access to the stadium lot. Television trucks that provide satellite, uplink or microwave functions will need to make prior arrangements with Erin Exum of the Raiders' media relations office.

**MEDIA WILL CALL:** The media will call booth is located in a kiosk on the east side of the "F" parking area, on the north side of the stadium. Each media member must pick up his/her own individual credential and present corresponding photo identification. Photographers and videographers can retrieve appropriate sideline vests at the booth. Media will call opens four hours prior to the scheduled kickoff.

**MEDIA ENTRANCE:** The media entrance is clearly marked and is located on the Plaza level between the West Side Club and West Side Customer Accommodations. Media credentials will not be honored at any other gate. All media must check in at the media entrance before entering the O.co Coliseum. For security purposes, individuals and their belongings will be searched upon entry into the stadium.

**PHOTOGRAPHERS:** Sideline access for NFL games is limited to photographers and videographers on assignment for recognized news or sports organizations. All field photographers must remain outside the bench areas and outside the yellow border surrounding the playing field. All media (photographers, videographers and sideline reporters) working on the field during the game must wear a vest that can be obtained at media will call. Credentials will not be provided to "grips" due to on-field space limitations.

**PRESS BOX, SERVICES:** The press box and all broadcast positions are located on the Coliseum's third level and can be accessed via the press elevator. Programs, lineups, depth charts, statistics and game notes will be provided for each home game. Game stats are provided at the end of each quarter. Complete team and individual statistics, lineups and substitutions, scoring summary, coaches and player quotations are available after the game.

**POOL REPORTER:** As assigned by the Professional Football Writers of America (PFWA), the Oakland pool reporter for the 2012 season is Steve Corkran of the Bay Area News Group.







VINCE LOMBARDI  
TROPHY



SUPER BOWL XVIII  
AFC vs NFC

VINCE LOMBARDI  
TROPHY



SUPER BOWL XI  
AFC vs NFC

VINCE LOMBARDI  
TROPHY



BOWL XV  
vs AFC



LOS ANGELES RAIDERS

WORLD CHAMPIONS

OAKLAND RAIDERS


WORLD CHAMPIONS

OAKLAND RAIDERS

WORLD CHAMPIONS

# 2012 OAKLAND RAIDERS SCHEDULE

## PRESEASON

MON., AUG. 13		DALLAS COWBOYS		5 P.M.	ESPN
FRI., AUG. 17	AT	ARIZONA CARDINALS		7 P.M.	KTVU
SAT., AUG. 25		DETROIT LIONS		4 P.M.	KICU
THU., AUG. 30	AT	SEATTLE SEAHAWKS		7 P.M.	KTVU

## REGULAR SEASON

MON., SEPT. 10		SAN DIEGO CHARGERS		7:15 P.M.	ESPN
SUN., SEPT. 16	AT	MIAMI DOLPHINS		10 A.M.	CBS
SUN., SEPT. 23		PITTSBURGH STEELERS		1:25 P.M.	CBS
SUN., SEPT. 30	AT	DENVER BRONCOS		1:05 P.M.	CBS
SUN., OCT. 7		OPEN DATE			
SUN., OCT. 14	AT	ATLANTA FALCONS		10 A.M.	CBS
SUN., OCT. 21		JACKSONVILLE JAGUARS		1:25 P.M.	CBS
SUN., OCT. 28	AT	KANSAS CITY CHIEFS		1:05 P.M.	CBS
SUN., NOV. 4		TAMPA BAY BUCCANEERS		1:05 P.M.	FOX
SUN., NOV. 11	AT	BALTIMORE RAVENS		10 A.M.	CBS
SUN., NOV. 18		NEW ORLEANS SAINTS		1:05 P.M.	FOX
SUN., NOV. 25	AT	CINCINNATI BENGALS		*10 A.M.	CBS
SUN., DEC. 2		CLEVELAND BROWNS		*1:25 P.M.	CBS
THU., DEC. 6		DENVER BRONCOS		5:20 P.M.	NFLN
SUN., DEC. 16		KANSAS CITY CHIEFS		*1:25 P.M.	CBS
SUN., DEC. 23	AT	CAROLINA PANTHERS		*10 A.M.	CBS
SUN., DEC. 30	AT	SAN DIEGO CHARGERS		*1:25 P.M.	CBS

ALL TIMES PACIFIC; \*-TIME SUBJECT TO CHANGE DUE TO NFL FLEXIBLE SCHEDULING

## NFL POSTSEASON DATES

JAN. 5-6	AFC and NFC Wild Card Playoffs
JAN. 12-13	AFC and NFC Divisional Playoffs
JAN. 20	AFC and NFC Championships
JAN. 27	AFC-NFC Pro Bowl; Aloha Stadium, Honolulu
FEB. 3	Super Bowl XLVII; Mercedes-Benz Superdome, New Orleans