





2013



COMMITMENT TO EXCELLENCE





DIRECTORY

TELEPHONE NUMBERS

Main switchboard 510-864-5000
Ticket office 1-800-RAIDERS (1-800-724-3377)
Raider Image 510-780-5040
Administration fax 510-864-5034
Media relations fax 510-864-5160
Community outreach
fax 510-864-5160
Ticket office fax 510-864-5044
Raider Image fax 510-864-5044
Football operations fax 510-864-5248

Mark Davis Owner
Reggie McKenzie General Manager

COACHING STAFF

Dennis Allen Head Coach
Tony Sparano Assistant Head Coach/Offensive Line
Bobby April Special Teams Coordinator
Greg Olson Offensive Coordinator
Jason Tarver Defensive Coordinator
Keith Burns Assistant Special Teams
John DeFilippo Quarterbacks
Ted Gilmore Wide Receivers
John Grieco Assistant Strength and Conditioning
Justin Griffith Quality Control – Offense
Nick Holz Offensive Assistant
Mark Hutson Tight Ends
Clayton Lopez Defensive Backs
Johnnie Lynn Defensive Backs
Al Miller Strength and Conditioning
Bob Sanders Linebackers
Eric Sanders Quality Control – Defense
Al Saunders Senior Offensive Assistant
Travis Smith Defensive Assistant
Kelly Skipper Running Backs
Terrell Williams Defensive Line

FOOTBALL OPERATIONS

Tom Delaney Director – Football Administration
Fred Formosa Director – Team Security
Lamonte Winston Director – Player Engagement
Willie Brown Team Ambassador
Pete Caracciolo Football Operations
Derek Haithcock Coaching Assistant
Tom Howe Field Manager
Tom Jones Assistant to Head Coach
George Li Football Operations Statistical Analyst
Zachary Longenecker Assistant Field Manager
Kalie Pagel Administrative Assistant – General
Manager/Player Personnel

PLAYER PERSONNEL

Joey Clinkscales Director – Player Personnel
Shaun Herock Director – College Scouting
Teddy Atlas Scouting Coordinator
Calvin Branch College Scout
Zack Crockett College Scout
Von Hutchins Pro Scout
Brad Kaplan College Scout
Larry Marmie Pro Scout
Mickey Marvin College Scout
David McCloughan College Scout
Raleigh McKenzie College Scout
Trey Scott College Scout
Dane Vandernat Pro Scout

EQUIPMENT

Bobby Romanski Equipment Manager
Jeff Gilbert Equipment Assistant
Adam Johnson Equipment Assistant
Danny Molina Equipment Assistant

MEDICAL/TRAINING STAFF

H. Rod Martin Head Athletic Trainer
Chris Cortez Athletic Trainer
Emilio Rabelo Athletic Trainer/Physical Therapist
Scott Touchet Athletic Trainer
Dr. Warren King Team Orthopedist
Dr. Stephen Corday Medical Consultant
Dr. Fred Nicola Medical Consultant
Dr. Navdeep Singh Medical Consultant
Dr. Warren Strudwick Orthopedic Consultant

VIDEO OPERATIONS

Dave Nash Director – Video Operations
Jim Otten Video Operations
John Otten Scouting IT/Video coordinator
Greg Reuveni Video Assistant

MEDIA RELATIONS

Will Kiss Media Relations
Erin Exum Media Relations Coordinator

INTEREST HOLDERS

A. Boscacci
Ginny Boscacci
First Football – Paul Leff
GOPPPL, LLC
Jack Hartman
Doray Vail
Bob Seaman



BUSINESS STAFF

Airkuh Anderson.....	Sponsorship	Hannah O'Leary	Ticketing
Jason Andrea	Sponsorship	Karen Otten	Administration
John Andrews	Raider Image	Jim Otto.....	Special Projects
Farnoush Ansari.....	Sponsorship	Marcus Padilla	Broadcast
Jessica Aronis.....	Ticketing	Zoe Panayides	Ticketing
Francisco Ascencio	Ticketing	Panos Pappas.....	Ticketing
Marc Badain.....	Finance	Matt Pasco	Technology
Kristi Bailey	Administration	Carolyn Paul	Administration
Haja Bangs	Sponsorship	Rick Pellum	Ticketing
Justin Barnes	Ticketing	Derek Person	Finance
Kris Bayliss	Raider Image	Brad Phinney	Broadcast
Jeff Birren.....	General Counsel	Natalya Ratan	Ticketing
Tom Blanda.....	Finance/Technology	Andrew Rodriguez	Ticketing
Rosie Bone	Community Relations	Jeff Romanski	Raider Image
Morris Bradshaw	Senior Administrator	Jessica Romero	Broadcast
Walter Brock.....	Ticketing	Samantha Romero.....	Ticketing
Esteban Carbajal	Ticketing	Adam Sanda	Finance
Teresa Cetraro	Raider Image	Cesar Serrano.....	Ticketing
Jay Chess	Ticketing	Mark Shearer	Ticketing
Rebecca Corman	Internet	Zeric Sigmon Jr.	Ticketing
Vittorio DeBartolo.....	Broadcast	Mino Solomon	Ticketing
Adam Feldman.....	Ticketing	Christopher Sotiropulos	Ticketing
Alex Geche	Ticketing	Monica Sweetwyne	Administration
Tony Gonzales.....	Photography	Karla Tai	Human Resources
Qiava Harper.....	Ticketing	Mike Taylor.....	Director of Public Affairs
Amin Hasan	Ticketing	Paul Taylor	Raider Image
Benny Hong	Technology	Shawn Testa	Technology
Robert Kinnard.....	Sponsorship	Jeanette Thompson	Broadcast/Raiderettes
Jerry Knaak.....	Internet	Raymond Tioseco	Ticketing
Greg Larkin	Ticketing	Desiree Togami	Ticketing
Zack Madonick.....	Ticketing	Nathan Valerio	Raider Image
Paul Maldonado	Technology	Pat Valerio	Administration
Jonathan Martinez	Ticketing	Dan Ventrelle	Counsel
Anthony Mayo	Community Relations	Warren Verrett.....	Ticketing
Donna Mendoza.....	Administration	Andres Villalobos	Ticketing
Brian Moran	Raider Image	Ed Villanueva	Finance
Brandi Mount.....	Ticketing	Jennifer Vu	Ticketing
Teresa Naff.....	Ticketing	Anne Wilcoxon	Ticketing
Cheryl Nichols	Special Projects	Crystal Williams	Ticketing

QUICK FACTS

First Season: 1960 (American Football League)

First NFL season: 1970

Founding Co-owners and Directors: Y. Charles Soda, F. Wayne Valley, Robert L. Osborne, Don Blessing, Charles L. Harney, Roger D. Lapham, Jr., Wallace A. Marsh, William J. Hayes, Edward W. McGah

All-Time Record: Regular season - 430-363-11 (.542); Postseason - 25-18 (.581)

AFL Championships: 3 - 1976, 1980, 1983

Super Bowl Championships: 3 - 1976, 1980, 1983

Division Titles: 17 - 1967-70, 1972-76, 1980, 1982-83, 1985, 1990, 200-02

Conference: American Football Conference

Division: West Division

Stadium: O.co Coliseum

Capacity: 53,286

Surface: Overseeded Bermuda

Year Opened: 1966

League Games: 276 (including 17 postseason)

Team Colors: Silver (PMS 877) and Black

Radio: Flagship KCMZ (95.7 The Game) and nation-wide Raiders Radio Network

Preseason TV: KTVU-TV (Ch. 2) and KICU-TV (Ch. 36) in Bay Area

2012 game-by-game review	197	Grieco, John.....	19
2012 in review.....	191	Griffith, Justin.....	20
2012 participation.....	194	Hall of Fame Raiders	302
2012 results	192	Hanson, Joselio	92
2012 single-game bests.....	196	Harper, Eric.....	182
2012 statistics	193	Hayden, DJ	174
Adams, Phillip.....	46	Herock, Shaun	12
Al Davis.....	6	Hoesel, Jon.....	183
Allen, Dennis.....	13	Holmes, Andre	96
All-league selections.....	308	Holz, Nick.....	21
All-time honors	309	Houston, Lamarr	97
All-time results, overtime.....	312	How Raiders were built	190
All-time results, postseason.....	282	Hunter, Jason.....	100
All-time results, preseason.....	312	Hutson, Mark.....	22
All-time results, prime time.....	311	Important dates, 2013.....	356
All-time results, regular season.....	266	Interest holders	2
Annual leaders.....	247	Janikowski, Sebastian.....	103
April, Bobby.....	15	Jenkins, Greg.....	183
Ausberry, David.....	48	Jenkins, Mike	107
Bair, Brandon	50	Jennings, Rashad	110
Barnes, Khalif.....	51	Johnson, Shelton	183
Barron, Alex	53	Jones, Johnny	183
Bass, David.....	172	Jones, Taiwan	113
Bergstrom, Tony.....	54	Kasa, Nick.....	175
Bilukidi, Christo	55	King, Marquette.....	115
Boyko, Billy	182	Kluwe, Chris	116
Branch, Tyvon	56	Last Time	214
Brisiel, Mike.....	59	Leonhardt, Brian	183
Burnett, Kaelin	61	Lopez, Clayton	23
Burnett, Kevin	62	Lynn, Johnnie.....	24
Burns, Keith	16	Mady, Lamar	184
Burris, Miles	65	Maiava, Kaluka	121
Business Staff.....	40	Mastrud, Jeron	123
Butler, Brice.....	173	McFadden, Darren	125
Carmona, Eddy.....	182	McGee, Stacy	176
Carter, Andre	67	McGloin, Matt.....	184
Casey, Chance.....	182	McGuffie, Sam	184
Chekwa, Chimdi.....	71	McKenzie, Reggie.....	10
Chronology, Raiders	342	Media information	359
Clayton, Keenan	73	Miller, Al.....	25
Clinkscales, Joey	12	Moore, Denarius	129
Condo, Jon.....	75	Moore, Sio.....	177
Crawford, Jack.....	77	Murray, Latavius.....	178
Cribbs, Josh.....	78	Nelms, Cory	131
Criner, Juron	82	Nix, Lucas	132
DeFilippo, John	17	Olawale, Jamize.....	133
Delaney, Tom	12	Olson, Greg.....	26
Draft choices, all-time	336	Parsons, Alex.....	134
Flynn, Matt	83	Passing, 100-yard games	259
Ford, Jacoby	86	Phone numbers.....	2
Foster, Jason	182	Playoff history	283
Francies, Coye.....	88	Playoff Records, individual.....	296
Gilmore, Ted.....	18	Playoff Records, team.....	300
Goethel, Travis.....	90	Porter, Tracy.....	135
Gordon, Richard.....	91	Pro Bowl selections.....	310



Pronunciation guide	187	Smith, Reggie	149
Pryor, Terrelle	138	Smith, Travis	33
Radio Network	351	Smith, Willie	151
Raider Image	354	Sparano, Tony	34
Raiderettes	355	Stewart, Jeremy	152
Raiders vs. NFL	260	Streater, Rod	153
Raiders.com	353	Super Bowl, Raiders in	277
Receiving, 100-yard games	257	Support Staff	37
Records and History	213	Tarver, Jason	35
Records, individual	217	Taufa'asau, Kurt	185
Records, team	232	Ticket information	350
Reece, Marcel	140	Tie-breaking procedures	358
Results by season	275	Top seasons, passing	254
Rivera, Mychal	179	Top seasons, receiving	255
Roach, Nick	143	Top seasons, rushing	253
Robinson, Ryan	184	Veldheer, Jared	154
Robiskie, Andrew	185	Vernon, Conner	185
Ross, Brandian	146	Video and television	352
Roster, all-time alpha	315	Walker, Vance	156
Roster, all-time numeric	323	Watson, Menelik	180
Roster, alpha	188	Wetzell, John	186
Roster, numeric	187	White, Mitchell	186
Rushing, 100-yard games	256	Williams, Deonte	186
Sanders, Bob	28	Williams, Isaiah	186
Sanders, Eric	29	Williams, Terrell	36
Saunders, Al	30	Wilson, Tyler	181
Session, Travionte	185	Wisniewski, Stefan	158
Significant trades	332	Woodson, Charles	160
Sims, Pat	147	Young, Usama	168
Skipper, Kelly	32		



COMMITMENT TO EXCELLENCE

AL DAVIS

July 4, 1929 – Oct. 8, 2011

Al Davis, a true legend, was a maverick, a giant among giants, a star among stars, a hero, a mentor and a friend.

When Davis passed away during the 2011 season, football lost an innovator, a pioneer with a deep love and passion for the game, a man who most assuredly will never be forgotten or duplicated. A Pro Football Hall of Famer who arguably did more to change the game than any other individual, Davis was honored the day after his passing with a moment of silence at every NFL stadium.

At one of those venues, Houston's Reliant Stadium, Davis' players took the field without his guidance for the first time in 17,710 days. And in one of so many franchise games for the ages, this comeback featuring key contributions from three of his first-round draft choices, the Raiders that day honored Davis by doing what he cared about most – they won.

"Just win," Davis once said. "Play hard. Try not to make mistakes, but don't worry about mistakes because there's only one thing that counts: Just win."

Before that win in Houston, Davis' death spawned an overwhelming outpouring of statements from football executives, coaches and players, past and present. A clear common thread in those expressions of remembrance was that anyone with any level of affinity for football should acknowledge that the game would not be what it is without Davis.

That's not just because Davis held the titles of general manager, head coach, league commissioner and principal owner, and led the Raiders to more wins than any other team. The game would not be what it is because, through his unyielding efforts to build the finest franchise in sports, Davis broke social barriers, creating opportunities for countless individuals, and cared selflessly about people, treating them the way they wanted to be treated. No one has had a more profound and lasting impact on pro football.

SEEDS OF GENIUS...

Had Davis remained in coaching, fellow innovator Bill Walsh once theorized, Davis would be considered one of the greatest coaches of all-time.

Fifty years ago this season, on Jan. 15, 1963, the American Football League Raiders made a 33-year-old Davis the youngest general manager and head coach in pro history. And before the budding genius called his first play, Davis took complete control over all phases of the franchise, including changing Oakland's uniform colors to silver and black, to resemble the great Army teams he had idolized during the 1940s, and re-branded the Raiders into an image that is today instantly recognized worldwide.

"If there's anything that we've done that I'm particularly proud of," Davis recalled later in his life, "I would have to say the perpetuation of the greatness of the Raiders; to take a professional football team and give it a distinct characteristic, that's different from all others."

That characteristic in his first season on the Raiders sideline became forever linked to winning. Davis earned Coach of the Year honors after leading the Raiders, 1-13 the season before, to the most significant year-to-year improvement in pro football history, a 10-4 mark. Although he sacrificed his coaching career to become AFL Commissioner following the 1965 season, the profession always remained important to him, partly because it served as the foundation for his contributions to football.



That foundation was first poured in his hometown, the borough of Brooklyn, N.Y., where he played basketball and learned some of his unshakable principles under Coach Al Badain at Erasmus Hall High School.

Davis graduated with a degree in English literature from Syracuse University, which later honored him with a Letterman of Distinction award, and shortly after, in 1950, launched his career as line coach at Adelphi College.

After entering the Army in 1952, Davis served as head football coach at Ft. Belvoir, Va. There, he molded a national power, finishing with a win over Maryland, the reigning national champion.

Davis worked in the player personnel office of the Baltimore Colts for one year (1954), then spent two seasons (1955-56) as line coach and chief recruiter at The Citadel, before becoming in 1957 the University of Southern California's line coach.

His next job didn't take him very far, moving across town from USC to the Los Angeles Chargers of the new AFL, but the move to pro football was a major step. Hired by Sid Gillman in 1960 as the Chargers' offensive ends coach, Davis helped the team to a pair of division titles in just three years.

That rise gave Davis the opportunity to lead his own team in 1963. Several factors influenced his head-coach blueprints. In addition to his coaching career, the precision of the Black Knights of the Hudson, their quickness and explosion with Doc Blanchard and Glenn Davis, left an indelible impression on Davis growing up. He also took several chapters from another sport.

"As a young guy," he said, "I had a dream that someday I would build the finest organization in professional sports. I had a lot of thoughts on how I would do it. I had the inspiration of two great organizations when I was growing up.

"The Yankees to me personified the size of the players, power, the home run, and intimidation and fear. Very important characteristics to me of what I thought a great team and a great organization should have. The Dodgers, under Branch Rickey, were totally different in my mind. They represented speed. They represented development of players, a way of playing the

game, the Dodger way of playing the game. And I always thought that someone intelligent could take all the qualities, the great qualities of both, and put them together and use them."

In addition to those qualities, he also instilled in the Raiders tenets that were all his own, and in the process, he revolutionized pro football.

Offensively, Davis created the vertical game, now known as stretching the field.

"When we came out of the huddle," he remembered about his Raiders, "we weren't looking for first downs. We didn't want to move the chains. We wanted touchdowns. We wanted the big play, the quick strike. It's No. 1 to say that you want to do that, it's No. 2 to say that you have the players to do it, but it's No. 3 to do it. Do it on first down of any football game, on that defense that you're playing against. For those cornerbacks that play out there on the corners, to know that the Raiders are coming at you, they're coming at you on top, they've got the speed to do it, and they will do it. It's like having the bomb and being willing to drop it. The adage that goes around in professional football, and I hear everyone say it, 'Take what they give you.' That all sounds good to everybody, but I always went the other way: We're going to take what we want."

On the other side of the line, Davis also wanted to attack, to put pressure on the pocket, and do more than just disrupt the offense physically.

"I do believe that this is a game, psychologically, of intimidation and of fear. I don't mean cowardly fear, but fear. I think this: That somewhere within the first five to 10 plays of the game that the other team's quarterback must go down, and he must go down hard. That alone sets the tempo for a game."

Once that tempo was established, taking a cue from college basketball, Davis was the first to utilize his cornerbacks in a bump-and-run principle. "We used to call it the press. We got the idea from John Wooden, when he had his great zone press, with his great basketball teams, where they picked you up as soon as you took the ball out, and they pressured you. And we got the idea and called it press. And then I think Don Shula started calling it bump-and-run, so we changed to bump-and-run."

Davis' vision to see where the game was headed, or to pave a new road to winning, led future successful coaches like Bill Parcells and Bill Belichick to regard Davis as the NFL's most intelligent individual.

From 1963-2002, the Raiders dominated pro football, posting the game's best cumulative won-loss record. Earning the moniker "Team of the Decades", the franchise posted 17 winning seasons over an 18-year stretch from 1963-80. The Raiders then posted 11 more winning campaigns from 1982-2002, including double-digit wins in 1983, 1984, 1985, 1990, 1993, 2000, 2001 and 2002. All told under Davis, the Raiders won four league championships – Super Bowls XI, XV and XVIII and the 1967 AFL title.



FROM HEAD COACH TO COMMISSIONER, TO MERGER...

Persuaded by American Football League owners who viewed him as the perfect person to lead their battle against the established NFL, Davis reluctantly became league commissioner on April 8, 1966. Remarkably, Davis would spend less than 16 weeks in that role, but the shots his administration fired during that short period still reverberate today.

For the first half of the 1960s, the AFL and NFL fought a tenacious fight for college talent, but they battled with a significant unwritten rule that veterans were off limits. A little more than a month after Davis took office, the NFL's New York Giants violated that rule, signing veteran Buffalo kicker Pete Gogolak. As longtime Raiders executive Al LoCasale remembered, the NFL took a shot with a revolver and Davis shot back using a machine gun.

Davis passionately and strategically convinced AFL owners to go after established NFL stars. In a short period, the AFL had signed many of the NFL's veteran playmakers, including the NFL's leading passer John Brodie, and Roman Gabriel from the Los Angeles Rams.

"We had about four or five quarterbacks all lined up," Davis said. "Three or four of their other great players had already signed. It was a preliminary strike to let them know what's going to happen if they continue this."

Within months, the two leagues had agreed to a merger that formed the league familiar to today's fans, including as part of the agreement a world championship game now known as the Super Bowl. Having served as the driving force behind that merger, Davis resigned on July 25, 1966, returned to Oakland as head of football operations and purchased an interest in the franchise. Davis, who became managing general partner in 1972, teamed with head-coach successors John Rauch, John Madden and Tom Flores in building a stalwart that would become the league's most successful franchise.

A CHAMPION OF DIVERSITY AND EQUALITY

A trailblazer, Davis innovated not only how the game was played and coached, but also changed who held those roles, opening countless doors for qualified individuals, regardless of skin color.

Davis was 17 when, a short distance from his home, Jackie Robinson broke the color barrier in Major League Baseball. Shortly after, at Syracuse, Davis befriended Bernie Custis, who would fight racism and become pro football's first African-American quarterback. At USC, Davis started recruiting players from historically black colleges, and convinced future Pro Football Hall of Famer Willie Wood to remain at the school as the Trojans' quarterback. Wood and Ron Mix became the school's first inter-racial co-captains, and Davis helped Mix understand how athletics could serve as a leader in ushering needed social change.

With the Chargers, Davis teamed with Gillman to lead the fight for equality. In addition to refusing to stay at segregated team hotels, the team inspired by Davis recruited players from historically black programs, creating what Eddie Robinson called a new day for players of color, giving them a sense of belonging in the American Football League.

Later that decade, Davis brought to the Raiders guard Gene Upshaw and tackle Art Shell, eventual Hall of Famers. Upshaw and Shell joked that a convention of pro football's African-American offensive lineman could be held in a phone booth. But Davis gave them an opportunity, and Upshaw said he never experienced racism on the Raiders because Davis would never tolerate it.

And neither would Davis tolerate discrimination at the game's most important position. A year after Upshaw as a rookie helped the Raiders to an AFL championship, Davis in 1968 made Eldridge Dickey the first African-American quarterback ever selected in the first round. Again, Davis cared about one thing: Winning.

"We called it an untapped reservoir," Davis recalled. "We wanted to win. We wanted the players. We weren't interested in who they were, or exactly where they came from. I've always said, it's not important to be consistent; it's important to be right. It was done because it was right and fair, and to help the team win, and continue to win.

"The Raiders did become a proving ground for great minority players. I think it was an evolution, an evolution of equity and fairness, and we hope that's one legacy we leave."

Another legacy Davis left was hiring in 1989 the NFL's first African-American head coach, Shell. Davis told Shell the reason he hired him was not because he was black, but because he was the best available candidate for the job, and because he was a Raider. Upon winning his coaching debut, Shell had to remind reporters that he was not the game's first minority head coach. A decade before, Davis had hired Tom Flores to lead the Raiders to two Super Bowl victories. Additionally, Davis made Amy Trask the NFL's first female chief executive.

THE RAIDER MYSTIQUE

To Davis, shattering barriers wasn't only about race or gender. He defined it on a larger scale, by creating an environment that allowed any individual the chance to succeed, and in the process fostered a unique brotherhood.

"The fire that burns brightest in me," Davis said, "and the fire that burns brightest in this organization is the will to win."

That philosophy evolved the Raiders' locker room into an us-versus-them mentality, a group that like its owner valued being feared more than respected. Davis brought in mavericks and molded them into champions, a group of rugged and colorful individualists that carried Davis' torch with swagger and intimidation.

Many of the players that won for the Raiders were rejected by other teams. But Davis did not treat them like misfits. He treated them like men, and those men brought him three Super Bowl titles and dominated the league like no other team.

"We may take a player in who doesn't have good social habits, or has been a failure somewhere else," Davis explained. "But it's predicated on bringing them into an environment, that can inspire them the will to do great, and they have done great."

A BELIEF IN HOW TO TREAT PEOPLE

Part of Davis' ability to acquire the right players and put them in an environment that bred success was his belief in how to deal with people. Davis always said that the Golden Rule was not good enough.

"When you have to lead men, you don't do unto others as you would have others do unto you," Davis said. "You do unto them, in a paramilitary situ-

ation, as they want to be done unto. You have to treat them the way they want to be treated."

That way of treating people led friends and former players to remember Davis as the epitome of loyalty. And in turn, he showed the rest of the NFL how to treat former players. Of all the awards he received, the recognition from men that played the game meant the most to Davis. In 1997, the NFL Alumni inducted Davis into the Order of the Leather Helmet, a lifetime-achievement award. Six years earlier, the NFL Players Association honored Davis with its inaugural Retired Players Award of Excellence, citing the care he had shown players long after they retired.

"I feel we're one of the last bastions of hope, as a team image, as a team organization," Davis explained. "I don't want to give that up with the Raiders. We believe in tradition. We believe in the glory. We believe in the debt we owe to our players from the past."

No question, the way Davis treated people led to a record nine Hall of Famers asking him to present them at induction in Canton, Ohio, at their induction ceremonies, an exceptional fact that exists nowhere else in sports, and speaks volumes of Davis' compassion for others.

In 1992, Davis earned his own enshrinement in the Pro Football Hall of Fame, and for the first time stood at the familiar podium after someone else – his most successful Raiders coach, Madden – had introduced him. Davis took the opportunity to look back on the team that mirrored his life.


"Enshrinement is a reflection of a life's work, a reflection of a love affair with the greatest game the world has ever known. This honor is a testament to a great organization, and to all the capable people that have poured their talent and enthusiasm and loyalty into the greatness of the Raiders, and the Raiders legend and mystique."



COACHES AND ADMINISTRATION



OWNER-MARK DAVIS





Reggie McKENZIE

GENERAL MANAGER

College: Tennessee

Hometown: Knoxville, Tenn.

High School: Austin East (Knoxville, Tenn.)

27th season in NFL

Sixth season with Raiders

Reggie McKenzie enters his 27th season in the National Football League, his second as General Manager of the Oakland Raiders. Named to his position by Mark Davis on Jan. 10, 2012, McKenzie is the first General Manager of the Raiders since the franchise hired Al Davis as Head Coach and General Manager in 1963.

In his first year as General Manager of the Silver and Black, McKenzie oversaw significant changes in the organization's scouting, player personnel and football operations departments. McKenzie's evaluation and leadership capabilities have already earned plaudits from some of the most respected voices in football.

McKenzie, a Raiders draft pick who played for the Silver and Black from 1985-88, re-joined the franchise after 18 years in the Green Bay Packers personnel department. Since hiring McKenzie in 1994, the Packers captured eight division titles and three conference championships, and won Super Bowls XXXI and XLV.

A key component in acquiring talent, McKenzie was paramount in helping Green Bay establish the league's second-best record, 194-110 (.638), trailing only New England (198-106, .651) since the 1993 dawn of free agency and the salary cap, a period many observers predicted would send the small-market franchise into a downward spiral.

In Green Bay, McKenzie oversaw the team's scouting efforts of all professional football leagues, including the NFL, CFL and Arena Football League. He also played a key role in evaluating both players on the roster and potential free agents across the league.

Building crucial depth, McKenzie was heavily involved in all of the team's transactions and tryouts on a daily basis, including 2010, when the Packers won the Lombardi Trophy despite losing six opening-day starters – and 15 overall -- to season-ending injuries. Also central in signing free agents Ryan Pickett and Charles Woodson, the 2009 Defensive Player of the Year, his work produced several contributors in the run to the Super Bowl XLV crown. A decade earlier, McKenzie helped obtain Eugene Robinson, Santana Dotson, Bruce Wilkerson and Desmond Howard, significant cogs in the Packers' Super Bowl XXXI title.

In recent years, including the team's world championship campaign in 2010 and its 15-1 regular season in 2011, McKenzie produced advance scouting reports on upcoming opponents, working closely with the head coach and his staff. He also contributed to the scouting of college prospects and worked in conjunction with general manager Ted Thompson in preparation for the annual draft. Green Bay promoted him to


director-football operations in 2008.

McKenzie, 50, was an NFL linebacker for seven seasons (1985-90, 1992) before entering the coaching ranks. He joined Green Bay in 1994 as a pro personnel assistant, hired by former Raiders executive Ron Wolf, then-Executive Vice President/General Manager of the Packers. Wolf met McKenzie, then a University of Tennessee graduate assistant, while in Knoxville to scout future Raider Charlie Garner. Wolf promoted McKenzie to director of pro personnel in May 1997, after Green Bay won Super Bowl XXXI.

Selected by the Silver and Black as a 10th-round draft pick out of Tennessee in 1985, McKenzie excelled in his first year, earning All-Rookie Team honors as the Raiders went 12-4 and won the AFC West. He started all 32 games over his first two seasons at inside linebacker. After four years (1985-88) with the Raiders, McKenzie spent two seasons (1989-90) with the Phoenix Cardinals and one year with the San Francisco 49ers (1992).

Prior to signing with the 49ers, he played with the Montreal Machine of the World League of American Football (WLAF) in the spring of 1992. While out of football in 1991, McKenzie spent a season as a defensive coach for Dorsey High School in Los Angeles, helping the program to a CIF Los Angeles Section championship.





In 1993, McKenzie returned to Tennessee and served as an assistant under Philip Fulmer. That year, the Volunteers appeared in the Florida Citrus Bowl and landed one of the nation's top recruiting classes, highlighted by QB Peyton Manning. While back in Knoxville, McKenzie also pursued a master's degree in education administration.

Born in Knoxville, Tenn., on Feb. 8, 1963, McKenzie earned a bachelor's degree in business administration with an emphasis in personnel management at Tennessee. An all-state linebacker and a four-sport letterman at Austin East High School in Knoxville, McKenzie was valedictorian of his 1981 graduating class, despite throwing the shot and discus for his track team, playing baseball (first base) and basketball (forward), and starting on both sides of the line on the gridiron. His twin brother, Raleigh, also attended Tennessee and enjoyed a 16-year NFL career before retiring in 2001, and joining his brother in the Raiders' personnel department as a college scout.

Reggie and his wife, June, have two daughters, Jasmin, a student at Wheaton College pursuing a degree in elementary education, and Mahkayla a student at Duke University pursuing a degree in civil engineering. He also has two sons, Reginald Kahlil and Jalen Elijah.

ON REGGIE MCKENZIE

"No one can replace Al Davis. But as far as evaluating talent and getting the Raiders back to where they were, Reggie will do a good job.

"He is an exceptional evaluator of talent. Just has a great skill for it, especially for guys already in the NFL who might be flying under the radar. He was my right-hand man for all those years, a big reason why the Packers were good all those years. He just has a real gift, very rare, and I think it's going to be special for Raiders fans to see that. I would think, knowing what his approach is going to be and how important it is to get quality football players, he will do that there."

--Longtime Raiders executive and former Packers General Manager Ron Wolf

"If you had a question about the defense or the scheme, you could ask Reggie. He was always prepared. He was quiet, he listened and he learned."

-- Jerry Robinson, former Raiders linebacker and teammate

"Reggie's not going to be polarizing. He'll be able to blend the people that are there, and he'll take charge when he has to take charge. You don't have to rule with an iron fist. You build a consensus, listen to people, and then make the tough decision. Reggie can do all those things."

--Matt Millen, former Raiders linebacker and teammate



FRONT OFFICE EXECUTIVES



Joey CLINKSCALES

DIRECTOR - PLAYER PERSONNEL

Joey Clinkscales came to the Silver and Black in 2012 after serving 17 seasons with the New York Jets, most recently as vice president-college scouting. With the Jets, Clinkscales oversaw the entire college scouting operation and worked with the football staff annually to prepare for the NFL Draft. Clinkscales was promoted to national scout by the Jets in 2002 after serving as a southeast region scout. A former wide receiver for the Pittsburgh Steelers (1987) and Tampa Bay Buccaneers (1988), Clinkscales joined the Jets from National Football Scouting, where he worked as a scout. A former Tennessee Volunteer, Clinkscales and Reggie McKenzie were teammates in college and high school. The Asheville, N.C., native was a part-time scout for the Steelers from 1989-93.



Tom DELANEY

DIRECTOR - FOOTBALL ADMINISTRATION

Tom Delaney enters his 14th year with the Raiders and his second as director-football administration. Delaney is responsible for negotiating player contracts and managing the salary cap. He's also involved in maintaining the team's compliance with NFL and Management Council regulations, and roster management. The native of Pleasanton, Calif., holds a math degree from UC Davis and worked in asset management as a financial analyst prior to joining the Raiders. His wife's name is Evelyn.



Shaun HEROCK

DIRECTOR - COLLEGE SCOUTING

Shaun Herock joined the Raiders in 2012 after serving 19 years with the Green Bay Packers, 18 working with Reggie McKenzie and 11 as the team's assistant director of college scouting. Herock, who begins his 25th overall year in scouting, became a full-time scout for the Packers in 1994. A former Raiders ball boy, he began his career with the Atlanta Falcons from 1989-92 before joining the Packers initially as a summer intern in the scouting department. Herock was a four-year letterman at Richmond, playing center and tackle during his collegiate career. He graduated from Richmond with a degree in sociology. Herock's father, Ken, played four seasons for the Raiders and enjoyed a long NFL career in personnel, including a significant role in helping to build the Raiders' Super Bowl XI championship team.



Dennis ALLEN

HEAD COACH

College: Texas A&M

Hometown: Hurst, Texas

High School: L.D. Bell (Hurst, Texas)

12th season as NFL coach

Second season with Raiders

When Dennis Allen became the 18th head coach in Raiders history on Jan. 30, 2012, he promised to field a tough, smart, disciplined and committed football team, noting that organizations win games in the National Football League by more than talent alone.

Allen, 40, is the NFL's youngest head coach, more than six months younger than the league's previously youngest coach, Pittsburgh's Mike Tomlin.

In 2012, his first year as a head coach at any level, Allen guided an Oakland team in transition, posting a 4-12 mark. The 2012 Raiders were defined by offensive, defensive and special teams units that improved throughout the season, laying a foundation for future success.

With 17 years of combined coaching experience at the college and professional levels, Allen enters his 12th NFL season. On six occasions during his 10 years as an NFL assistant, his team earned a playoff berth: 2002, 2004, 2006, 2009, 2010 and 2011. And four of those trips came after division championships: The NFC South with Atlanta in 2004 and New Orleans in both 2006 and 2009, and the AFC West with Denver in 2011.

His résumé also includes football's ultimate prize, a Super Bowl XLIV ring he earned by helping the Saints beat season MVP Peyton Manning, who threw for more than 4,500 yards with 33 touchdowns, and the Indianapolis Colts to conclude the 2009 campaign.

AT A GLANCE

- Became the 18th head coach in Raiders history on Jan. 30, 2012.
- At 40 years old, Allen is the NFL's youngest head coach.
- Has 17 years combined coaching experience at college and professional levels.
- Won Super Bowl XLIV with the New Orleans Saints as the defensive backs coach.
- Four-year letterman at Texas A&M as a safety.

COACHING BACKGROUND

Years	College/Pro Team	Position Coached
1996-99	Texas A&M	Graduate Assistant
2000-01	Tulsa	Secondary
2002-05	Atlanta Falcons	Defensive Assistant/Quality Control
2006-07	New Orleans Saints	Assistant Defensive Line
2008-10	New Orleans Saints	Defensive Backs
2011	Denver Broncos	Defensive Coordinator
2012-13	Oakland Raiders	Head Coach

The NFL's second-youngest defensive coordinator when the Broncos hired him in 2011, he coordinated a defense that helped Denver parlay an AFC West crown into a Wild Card win and a date in the Divisional round. During his only year in Denver, despite starting three rookies most of the season, the Broncos improved 12 spots over 2010 in overall defensive ranking (from 32nd to 20th) and bettered their points allowed by eight spots (from 32nd to 24th).

Among four Pro Bowlers on Allen's defense, Von Miller thrived. A Pro Bowl starter and the NFL's Defensive Rookie of the Year, he tied the team's rookie record with 11½ sacks. Elvis Dumervil also flourished under Allen, rebounding from injury to register 9½ sacks. In fact, the Broncos' 41 sacks as a team were their most since 2000.

Prior to joining the Broncos, Allen was an assistant coach for five seasons with New Orleans, first as assistant defensive line coach (2006-07), then as defensive backs coach (2008-10).

Under Allen's direction in 2010, the Saints' secondary allowed an NFL-low 13 touchdown passes while ranking fourth in the NFL in net passing yards per game (193.9).

In 2009, Allen tutored a secondary that played a key role in helping the Saints to their first Super Bowl victory. His unit accounted for an NFL-high six interception returns for touchdowns and totaled 22 picks en route to their championship. One of his pupils, cornerback Tracy Porter, sealed the Saints' 31-17 win over Indianapolis by returning a Manning interception 74 yards for a touchdown late in the game.

He also helped revitalize the career of safety Darren Sharper, who in 2009 tied for the NFL lead with nine interceptions. Sharper joined safety Roman Harper in forming the first pair of defensive backs in franchise history to make the Pro Bowl in the same season.





In 2008, his first year as secondary coach, Allen helped the Saints overcome season-ending injuries to both starting cornerbacks and contributed to a defense that held five opponents under 200 yards passing.

Allen assisted in tutoring the Saints' defensive line from 2006-07, helping defensive end Will Smith become a Pro Bowler in 2006 after posting 10½ sacks and forcing three fumbles.

He originally entered the NFL coaching ranks with Atlanta in 2002, spending four seasons with the Falcons as a defensive assistant. During his stint in Atlanta, the Falcons qualified for the playoffs twice—as a wild card in 2002 and as NFC South champs in 2004—and played in the NFC Championship in 2004.

Allen spent his first two years with Atlanta working primarily with the defensive backs. In 2002, he aided that unit in improving from No. 30 against the pass to 16th, while tying for third in the NFL with 24 interceptions.

In his final two campaigns in Atlanta, Allen assisted in coaching a defensive line that produced Pro Bowlers Patrick Kearney (2004) and

Rod Coleman (2005). In 2004, the line helped the Falcons total 48 sacks to lead the NFL for the first time in team history.

Allen kicked off his football coaching career in 1996 as a graduate assistant at his alma mater, Texas A&M, where he was a four-year letterman as a safety. He worked with Aggies defensive backs for four seasons before coaching the secondary at the University of Tulsa from 2000-01.

A highly recruited defensive back at L. D. Bell High School in Hurst, Texas, before following his father, Grady Allen, to Texas A&M, Dennis went on to start the final 21 games of his career on the top-rated Texas A&M "Wrecking Crew" defense.

The Atlanta native was signed by Buffalo as an undrafted college free agent in 1996 and spent training camp with the Bills. His father, Grady, played in the NFL as a linebacker for the Atlanta Falcons from 1968-72.

Allen and his wife, Alisson, have a son, Garrison, and a daughter, Layla.



Bobby APRIL

SPECIAL TEAMS COORDINATOR

College: Nicholls State

Hometown: New Orleans, La.

High School: Chalmette (New Orleans, La.)

23rd season as NFL coach

First season with Raiders

Bobby April, entering his 23rd season as an NFL assistant coach, is in his first year as Oakland's special teams coordinator.

April, one of the NFL's most highly regarded special teams coaches, was named to his current position by Raiders Head Coach Dennis Allen on Jan. 19, 2013, after serving as Philadelphia's special teams coordinator from 2010-12.

In 2012, Damaris Johnson returned a punt 98 yards for a touchdown, an Eagles franchise record and tied for third longest in NFL history. In 2011, April successfully integrated both a rookie kicker and a rookie punter on his units. Alex Henry set a team record and an NFL rookie mark by hitting 88.9 percent of his field goals (24-for-27), including his last 16 attempts. The team also ranked third in the league in punt coverage. In his first season with the Eagles (2010), April's special-teams corps ranked seventh in net punting average, ninth in kickoff coverage and 12th in punt-return average. Kicker David Akers led the league in scoring and earned a Pro Bowl selection, while punter Sav Rocca set a franchise record with a 39.0 net punting average.

Prior to joining the Eagles, April spent six seasons (2004-09) with the Buffalo Bills, and in three of those six years, guided the Bills to No. 1 spot in the annual Dallas Morning News rankings. Under April, punter Brian Moorman earned two Pro Bowl berths, and punt returner Roscoe Parrish led the NFL with a 15.3-yard average in 2008. That same year, rookie kickoff returner Leodis McKelvin finished third in the NFL with a 28.2-yard average. In 2004, Terrence McGee earned a Pro Bowl nod after returning a franchise-record three kickoffs for touchdowns. In 2005, Bills long snapper Mike Schneck joined Moorman on the AFC Pro Bowl squad. April was named special teams coach of the year by his peers twice, in 2004 and 2008.

April began his stint in Buffalo in 2004 as the special teams coordinator before being promoted to assistant head coach/special teams following the 2005 season.



AT A GLANCE

- Joined the Raiders on Jan. 19, 2013.
- On three occasions in six seasons, guided Buffalo's special-teams units to the NFL's top spot in the annual Dallas Morning News rankings.
- Owns 22 years of NFL coaching experience.
- Highly regarded in his field, has previously spent time as the special teams coordinator with five NFL teams, Philadelphia, Buffalo, St. Louis, New Orleans and Pittsburgh.
- Twice named special teams coach of the year by his peers, in 2004 and 2008.

COACHING BACKGROUND

Years	College/Pro Team	Position Coached
1976-77	Chalmette (La.) H.S.	Assistant Coach
1978	Southern Miss.	Graduate Assistant
1979	Tulane	Tight Ends
1980-83	Arizona	Defensive Line
1983-86	Arizona	Secondary
1987	Southern California	Secondary
1988-90	Southern California	Special Teams
1991	Ohio State	Secondary
1991-93	Atlanta Falcons	Tight Ends/Special Teams
1994-95	Pittsburgh Steelers	Special Teams Coordinator
1996-99	New Orleans Saints	Special Teams Coordinator
2001-03	St. Louis Rams	Special Teams Coordinator
2004-09	Buffalo Bills	Special Teams Coordinator/Assistant Head Coach
2010-12	Philadelphia Eagles	Special Teams Coordinator
2013	Oakland Raiders	Special Teams Coordinator

He joined the Bills after three seasons (2001-03) in charge of the special teams with the St. Louis Rams, where he helped the team to Super Bowl XXXVI.

From 1996-99, April worked with the New Orleans Saints in the same position.

As Pittsburgh's special teams coordinator from 1994-95, April helped the Steelers earn a berth in Super Bowl XXX.

April began his NFL career with the Atlanta Falcons, working as the team's tight ends and special teams coach from 1991-93.

He also served as an assistant coach at Southern Mississippi, Tulane, Arizona, USC and Ohio State in the college ranks, and two years as an assistant high school coach at Chalmette High.

PERSONAL: Born in New Orleans, La., on April 15, 1953, April is a product of Chalmette (La.) High School. He played four years as a linebacker at Nicholls State, where he earned his bachelor's degree in education. April then coached at his high school alma mater, Chalmette High, before launching his collegiate coaching career at Southern Mississippi, where he also earned a master's in education. Bobby and his wife Charlene have five children, a son, Bobby III, currently a member of the N.Y. Jets coaching staff, and four daughters: Julie, Jamie Lee, Angela and Jaclyn.



Keith BURNS

ASSISTANT SPECIAL TEAMS

College: Arkansas
Hometown: Hurst, Texas
High School: L.D. Bell (Hurst, Texas)

Second season as NFL coach
 Second season with Raiders

Keith Burns, a veteran of 28 years in the collegiate coaching ranks, returns to the Raiders in 2013 for his second season as assistant special teams coach.

In Burns' first season with the Raiders, Pro Bowl K Sebastian Janikowski went 31-of-34 on field-goal attempts, hitting 91.2 percent of his tries. Only 10 kickers in league history have hit at least 90.9 percent of their attempts during a season while perfect from 49 yards or less and in that group, Janikowski hit the most from long distance. Janikowski was also named the AFC's October Special Teams Player of the Month. In addition, P Shane Lechler punted twice for 114 yards in the season-opener, pushing his career punting yardage total to 44,503 and eclipsing the franchise record of 44,493 yards set by Ray Guy.

Burns came to the Silver and Black after serving as secondary coach at Mississippi in 2011.

Burns has coached on two occasions in Northern California, serving in various roles at the University of the Pacific (1985-88) and San Jose State (2004-09).

Prior to his stint in Manhattan, Burns spent six seasons on the staff at San Jose State, including three as defensive coordinator. In 2009, the Spartans finished 22nd nationally in pass defense, and in 2008, Burns' unit ranked in the top-20 nationally in tackles for loss (seventh), passing defense (10th) and sacks (11th).

The Spartans were 9-4 in 2006, with wins over Stanford and New Mexico in the New Mexico Bowl, and finished with the program's most victories in a season since 1987.

As cornerbacks coach, Burns mentored three NFL draft choices in his final three seasons at San Jose State. Dwight Lowery became SJSU's first two-time, first-team All-America selection and was a 2008 fourth-round pick of the New York Jets. Christopher Owens, a two-time All-WAC corner, was a 2009 third-round choice by Atlanta, while Coye Francies was taken in the sixth round of the 2009 draft by the Cleveland Browns. In all, Burns has coached 14 players that have gone on to have successful careers in the professional ranks.

Burns was the head coach at Tulsa from 2000-02, when his teams were the basis for the Golden Hurricanes' 2003 Humanitarian Bowl appearance. His first team in 2000 went 5-7 to give Tulsa its most wins in eight seasons.

AT A GLANCE

- Before joining the Raiders in 2012, spent 28 years in collegiate coach ing ranks, including three years as Tulsa's head coach.
- Three-time letterwinner and two-time defensive captain at Arkansas.
- Inducted into the Texas Sports Hall of Fame in 2008.

COACHING BACKGROUND

Years	College/Pro Team	Position Coached
1984	Arkansas	Graduate Assistant
1985	Pacific	Defensive Backs/Special Teams
1986	Pacific	Co-Defensive Coordinator/Defensive Backs
1987	Pacific	Defensive Coordinator/Defensive Backs
1988	Pacific	Offensive Coordinator
1989-90	Rice	Defensive Backs/Special Teams
1991-92	Rice	Defensive Pass Coordinator
1993	USC	Defensive Backs
1994-97	USC	Defensive Coordinator/Defensive Backs
1998-99	Arkansas	Defensive Coordinator
2000-02	Tulsa	Head Coach
2004	San Jose State	Defensive Coordinator/Defensive Backs
2005	San Jose State	Special Teams Coordinator/Tight Ends
2006	San Jose State	Special Teams Coordinator/Cornerbacks
2007	San Jose State	Associate Head Coach/Cornerbacks/Special Teams Coordinator
2008-09	San Jose State	Defensive Coordinator/Defensive Backs
2010	Kansas State	Secondary
2011	Mississippi	Assistant Coach/Secondary
2012-13	Oakland Raiders	Assistant Special Teams


Prior to arriving at Tulsa, Burns served as defensive coordinator at Arkansas for two seasons (1998-99). During his tenure, Arkansas made consecutive bowl appearances, and following the 1998 campaign, Burns was one of five finalists for the Frank Broyles Award, given annually to the nation's top assistant coach.

Prior to Arkansas, he spent five seasons under John Robinson at USC, the final four as defensive coordinator. While at USC, his defensive units ranked fourth nationally in scoring defense in 1994, first in the Pac-10 in scoring defense in 1995, second in total defense in 1996, and first in rushing defense in 1997.

Burns also coordinated the defense at Pacific (1986-87) and was offensive coordinator for the Tigers for one season (1988). He also spent time at Rice as defensive pass coordinator and special teams coordinator (1989-92). He began his coaching career at Arkansas as a graduate assistant (1984).

PERSONAL: A native of Hurst, Texas, Burns was an All-District Defensive Player of the Year while at L.D. Bell High School (1979). A three-time letterwinner at Arkansas (1980-82), he was voted defensive captain for the Razorbacks two years in a row and was a member of four bowl teams. Burns was inducted into the Texas Sports Hall of Fame in 2008 and the Texas High School Football Hall of Fame in 2009. He and his wife, Yvonne, have three children.





John DeFILIPPO

QUARTERBACKS

College: James Madison

Hometown: Youngstown, Ohio

High School: Radnor (Radnor, Penn.)

Seventh season as NFL coach

Fourth season with Raiders

John DeFilippo is in his fourth season as quarterbacks coach with the Raiders. DeFilippo previously coached quarterbacks for the Silver and Black from 2007-08.

Last year, four Oakland passers (Carson Palmer - 565, Matt Leinart - 33, Terrelle Pryor - 30, Shane Lechler - 1) combined to attempt 629 passes, surpassing the franchise record of 619 attempts set during the 2002 season. In addition, Palmer produced one of the most prolific passing seasons in Raider history. Palmer tied for second on the Raiders' single-season list in attempts (565), finished third in completions (345), second in yards (4,018) and 14th in touchdowns (22). Palmer also became just the second quarterback in Raider history to pass for 4,000 yards in a single season with 4,018. Rich Gannon holds the Silver and Black's single-season record with 4,689 passing yards in 2002.

Prior to rejoining the Raiders in 2012, DeFilippo coached at San Jose State from 2010-11, serving as offensive coordinator and quarterbacks coach in 2011, and quarterbacks coach in 2010. He was assistant quarterbacks coach for the New York Jets in 2009.

During his tenure at San Jose State, the Spartans ranked 23rd in the nation with 276.8 passing yards per game and jumped 32 places nationally in total offense from the previous year. The team also set a single season school record with 297 pass completions. DeFilippo tutored QB Matt Faulkner, who ranked second in the Western Athletic Conference in passing by completing 274 of 422 attempts for 3,149

AT A GLANCE

- Four-year letterwinner as quarterback for James Madison University, where he helped the team to a conference title as a senior in 1999.
- 10 years experience as quarterbacks coach in collegiate and NFL ranks.
- In his second stint with the Raiders, having served as quarterbacks coach from 2007-08.
- Coaching, Gene, served as athletic director at Boston College.

COACHING BACKGROUND

Years	College/Pro Team	Position Coached
2000	Fordham	Quarterbacks
2001-02	Notre Dame	Graduate Assistant
2003-04	Columbia	Quarterbacks
2005-06	New York Giants	Offensive Quality Control
2007-08	Oakland Raiders	Quarterbacks
2009	New York Jets	Assistant Quarterbacks
2010-11	San Jose State	Quarterbacks
2012-13	Oakland Raiders	Quarterbacks

yards and 13 touchdowns. In 2010, he coached QB Jordan La Secla, who was with the Raiders in training camp last season.

As assistant quarterbacks coach for the Jets in 2009, he helped coach rookie QB Mark Sanchez, who led the Jets to the AFC Championship in his first season as a pro.

DeFilippo's NFL coaching career began with the New York Giants in 2005, when he served as offensive quality control coach on Tom Coughlin's staff for two years. He helped the Giants to two post-season appearances, and New York posted a 19-13 regular-season record during his time there.

He joined the Giants after two seasons as quarterbacks coach at Columbia, where he tutored QB Jeff Otis, who left the school ranked second in program history in completions and passing yards, and went on to spend time on the Raiders practice squad.

From 2001-02, DeFilippo was a graduate assistant at Notre Dame, working with wide receivers and tight ends under Bob Davie in 2001, and with quarterbacks under Tyrone Willingham in 2002. He helped lead the Irish to an 8-0 start in 2002, with wins over No. 7 Michigan and No. 11 Florida State, and a Gator Bowl berth.

He began his coaching career tutoring quarterbacks at Fordham in 2000.

PERSONAL: DeFilippo was a four-year letterwinner, playing quarterback at James Madison University and helped the team to a conference title as a senior in 1999. He held NFL summer coaching internships with the Carolina Panthers in 1997 and the Indianapolis Colts in 1998. A native of Youngstown, Ohio, DeFilippo's father, Gene, served as the athletic director at Boston College.





Ted GILMORE

WIDE RECEIVERS

College: Wyoming
Hometown: Wichita, Kan.
High School: Wichita South (Wichita, Kan.)

Second season as NFL coach
 Second season with Raiders

Ted Gilmore enters his second season as wide receivers coach for the Oakland Raiders.

Last year, Gilmore helped wide receiver Rod Streater, who totaled just 19 catches as a senior at Temple, become one of the most productive non-drafted rookie players in recent NFL history. His 39 catches in 2012 were tied for third most among nondrafted rookies since 2000, and fourth most by a Raider rookie.

Gilmore coached at the collegiate level for 17 seasons prior to joining the Silver and Black.

Gilmore served as wide receivers coach at USC in 2011, when he was named the NCAA's top receivers coach by FootballScoop.com after tutoring Robert Woods and Marqise Lee to respective first-team All-America and Freshman All-America honors.

Gilmore spent six years (2005-10) at Nebraska, coaching the wide receivers. He also was the Cornhuskers' recruiting coordinator for four years (2007-10) and added the title of assistant head coach/offense in 2008.

He coached five receivers that finished among Nebraska's top-eight career receptions leaders: School-record holder Nate Swift (166 catches), Terrence Nunn, Todd Peterson, Niles Paul and Maurice Purify. In both 2007 and 2008, the Huskers ranked among the nation's top 15 in passing offense. Nebraska played in the 2005 Aloha Bowl, 2007 Cotton Bowl (following the 2006 season), 2008 Gator Bowl, and 2009 and 2010 Holiday Bowls.

Gilmore arrived at Nebraska after two seasons (2003-04) at Colorado, where he handled the wide receivers. Under Gilmore's tutelage in 2003, D.J. Hackett set the Buffaloes' season receptions record (78), earned first-team All-Big 12 honors, and was drafted in the fifth round by the Seattle Seahawks. Meanwhile, Derek McCoy added 63 catches (then third on Colorado's season chart), helping CU to the 2004 Houston Bowl.



AT A GLANCE

- Three sport standout at Wichita South High School.
- Earned second-team All-WAC honors as a receiver at Wyoming
- Coached at the collegiate level for 17 seasons prior to joining the Silver and Black in 2012.
- Helped WR Rod Streater become one of the most productive non-drafted rookies in recent NFL history last season.

COACHING BACKGROUND

Years	College/Pro Team	Position Coached
1994-96	Wyoming	Graduate Assistant
1997-98	Wyoming	Wide Receivers
1999	Kansas	Tight Ends
2000	University of Houston	Wide Receivers
2001-02	Purdue	Wide Receivers
2003-04	Colorado	Wide Receivers
2005-07	Nebraska	Wide Receivers
2008-10	Nebraska	Assistant Head Coach-Offense
2011	USC	Wide Receivers
2012-13	Oakland Raiders	Wide Receivers

Gilmore was Purdue's wide receivers coach for two seasons (2001-02). In 2002, future NFL players Taylor Stubblefield and John Standeford were the Big Ten's top receiving tandem with 152 combined receptions and 2,096 yards. Stubblefield went on to become a consensus All-American and Biletnikoff Award finalist in 2004 while setting the NCAA career receptions record with 316. Purdue participated in the Sun Bowl in 2001 and 2002.

Gilmore began his coaching career at his alma mater, Wyoming. He first was a graduate assistant working with the wide receivers and tight ends from 1994-96. During that time, Marcus Harris – the 1996 Biletnikoff winner, a two-time first-team All-American (1995-96) and three-time All-Western Athletic Conference first-teamer – set NCAA records for most career receiving yards (4,518) and consecutive seasons with 1,400 receiving yards (three). And, on two occasions (1994, '96), he led the nation in receiving yards per game before Detroit drafted him in the seventh round.

Promoted to full-time assistant at Wyoming, Gilmore was in charge of the wide receivers for two seasons (1997-98).

He became the tight ends coach at Kansas in 1999 and the wide receivers coach at Houston in 2000 before moving on to Purdue.

PERSONAL: Gilmore lettered two seasons (1988-89) as a wide receiver at Wyoming. He caught 40 passes for a team-best 594 yards and three touchdowns as a junior to help the Cowboys to the 1988 Holiday Bowl. He added 32 receptions for 445 yards and two touchdowns as a senior to earn second-team All-WAC honors. He transferred to Wyoming from Butler Community College in El Dorado, Kan. Gilmore earned his bachelor's degree in sociology from Wyoming in 1991. He was a three-sport standout at Wichita (Kan.) South High School. He and his wife, Jennifer, have two children.





John GRIECO

ASSISTANT STRENGTH AND CONDITIONING

College: Florida

Hometown: Greensburg, Pa.

High School: Lakeland (Lakeland, Fla.)

Second season as NFL coach

Second season with Raiders

John Grieco, who has 15 years of strength and conditioning coaching experience at the collegiate level, enters his second season with the Oakland Raiders.

Grieco (pronounced GREEK-oh) came to the Silver and Black following two years as the head strength and conditioning coach at Louisiana-Monroe. He was named the top strength and conditioning coach in the country by the Professional Football Strength and Conditioning Coaches Society while at ULM.

Prior to coaching at ULM, Grieco served four seasons as the director of strength and conditioning at UNLV, where he oversaw the strength and conditioning efforts for all of the athletic department's 17 varsity sports, with an emphasis on the football program. He spent two years at East Carolina, serving as the director of the Pirates' football strength program and as an assistant strength coach.

A 1995 graduate of Florida, Grieco began his coaching career at his alma mater in 1995 and coached there for nine years (1995-03). During his time in Gainesville, he worked with various programs, including the football, baseball, softball and track and field teams. He was part of a Gator football program that went to eight bowl games, including a national-championship victory in the 1996 Sugar Bowl. Florida also won the Orange Bowl (1998, 2001) and the Florida Citrus Bowl (1999) during that span.

PERSONAL: Grieco is a Master Strength & Conditioning Coach and is a member of the Collegiate Strength & Conditioning Coaches Association. He and his wife, Jamie, have a son, Nicholas, and a daughter, Gianna.


AT A GLANCE

- Last name is pronounced GREEK-oh.
- Spent nine years at Florida and was part of a Gator football program that went to eight bowl games, including a national championship victory in the 1996 Sugar Bowl.
- Member of the Collegiate Strength and Conditioning Association and is a Master Strength and Conditioning Coach.

COACHING BACKGROUND

Years	College/Pro Team	Position Coached
1995-03	Florida	Strength and Conditioning
2004-05	East Carolina	Assistant Strength
2006-09	UNLV	Director of Strength and Conditioning
2010-11	Louisiana-Monroe	Strength and Conditioning
2012-13	Oakland Raiders	Assistant Strength and Conditioning





Justin GRIFFITH

QUALITY CONTROL - OFFENSE

College: Mississippi State

Hometown: Magee, Miss.

High School: Magee (Magee, Miss.)

Third season as NFL coach

Second season with Raiders

Former Raider and eight-year NFL veteran Justin Griffith is in his second season on the Oakland coaching staff, serving as an offensive quality control assistant. He was a coaching intern with the Seattle Seahawks prior to joining Silver and Black.

Griffith played in 96 NFL games with 73 starts, totaling 413 yards on 94 rushing attempts, and 141 receptions for 989 yards with five touchdowns. He played in 23 games with 14 starts in two seasons at fullback with the Silver and Black (2007-08). Originally drafted by Atlanta in the fourth round of the 2003 NFL Draft, Griffith played four years with the Falcons before joining the Raiders. He played for Seattle in his final NFL season (2009).

PERSONAL: A native of Magee, Miss., Griffith majored in education at Mississippi State...Played in 39 career college games, totaling 85 receptions for 937 yards and four touchdowns...Also recorded 213 carries for 852 yards and 10 touchdowns...Named first-team All-SEC as a senior...Fraternal twin, Julius, and cousin, Slovakia, also played at Mississippi State.

AT A GLANCE

- Played in 96 NFL games with 73 starts, including two seasons with the Raiders (2007-08).
- Originally drafted by Atlanta in the fourth round of the 2003 NFL Draft.
- Spent one season as a coaching intern with the Seattle Seahawks prior to joining the Silver and Black.

COACHING BACKGROUND

Years	College/Pro Team	Position Coached
2011	Seattle Seahawks	Coaching Intern
2012-13	Oakland Raiders	Quality Control-Offense





Nick HOLZ

OFFENSIVE ASSISTANT

College: Colorado

Hometown: Walnut Creek, Calif.

High School: De La Salle (Concord, Calif.)

Second season as NFL coach

Second season with Raiders

Nick Holz enters his second season as offensive assistant for the Oakland Raiders. Holz served the previous four seasons in the same capacity at Stanford.

A Bay Area native, Holz assisted on a staff that led the Cardinal to appearances in the Sun Bowl, Orange Bowl and Fiesta Bowl. As an assistant quarterbacks coach, he helped QB Andrew Luck to First-Team All-American honors. He began his collegiate coaching career at Nebraska, where he served as offensive quality control coach and video intern for the Cornhuskers in 2007.

PERSONAL: A three-year letterwinner at Colorado, Holz was a wide receiver and the Buffaloes' holder for field goals and PATs for three seasons. Following his senior season, he was voted by teammates as the recipient of The Regiment Award, presented annually to the Colorado player that makes the greatest contribution to the team with the least recognition. He earned a bachelor's degree in communications. Holz prepped at De La Salle High School in Concord and was named the team's most inspirational player following the Spartans' 2002 national championship season.

AT A GLANCE

- Named De La Salle's most inspirational player following the Spartans' 2002 national championship season.
- Three-year letterwinner at Colorado as a wide receiver and holder.
- Recipient of The Regiment Award, presented annually to the Colorado player that makes the greatest contribution to the team with the least recognition.

COACHING BACKGROUND

Years	College/Pro Team	Position Coached
2007	Nebraska	Offensive Assistant
2008-11	Stanford	Offensive Assistant/Quarterbacks
2012-13	Oakland Raiders	Offensive Assistant





Mark HUTSON

TIGHT ENDS

College: Oklahoma Second season as NFL coach
Hometown: Fort Smith, Ark. Second season with Raiders
High School: Fort Smith Northside (Fort Smith, Ark.)

Mark Hutson enters his second season as tight ends coach for the Silver and Black.

Last season, TE Brandon Myers emerged as a favorite target, as the fourth-year player led the team with 79 catches for 806 yards. Myers recorded a reception in 17 straight games dating back to the 2011 season finale. Myers closed out the season ranked fourth among NFL tight ends with 79 receptions.

Hutson, a 25-year veteran of the college game as both a player and coach, spent the previous five seasons as an assistant at Tulane, serving as the interim head coach for the Green Wave in 2011.

Prior to being named interim head coach in October 2011, Hutson served as offensive line coach for five seasons at Tulane. In 2010, Hutson's offensive line led the way for Orleans Darkwa, who rushed for a Tulane freshman record 925 yards and 11 touchdowns. He also helped the Wave's ground game churn up 127.5 yards per game and score 17 touchdowns. Tulane's aerial game averaged 245.8 yards per game, protected by Hutson's group, and scored 19 touchdowns.

In 2009, Hutson's offensive line paved the way for Andre Anderson, a Doak Walker candidate who rushed for 1,016 yards and eight touchdowns. Behind a Hutson-tutored offensive line, Anderson became the second Tulane running back to surpass 1,000 yards in a single season.

During his first season with the Green Wave, Hutson's line spring-boarded Matt Forte, who rushed for a school-record 2,127 yards, the seventh-best rushing performance in NCAA history. In addition, three of Hutson's players received all-conference honors, including honorable mention selections Troy Kropog and Michael Parenton, while Andrew Nierman was named Freshman All-America by The Sporting News.



AT A GLANCE

- Two-time All-America lineman at Oklahoma (1986-87) and a member of the Sooners' 1985 national championship team.
- Named to the Oklahoma All-Century Team and named one of the top 100 players in OU history.
- Drafted by the Cowboys in the third-round of the 1988 NFL Draft.

COACHING BACKGROUND

Years	College/Pro Team	Position Coached
1990-92	Oklahoma	Graduate Assistant
1993-97	Murray State	Tight Ends/Special Teams
1997	Boise State	Tight Ends/Special Teams
1998-99	Arkansas	Tight Ends/Special Teams
2000-02	Tulsa	Offensive Line
2003-04	Eastern Illinois	Offensive Line
2005-06	Eastern Illinois	Assistant Head Coach/Offensive Coordinator/Offensive Line
2006	Eastern Illinois	Interim Head Coach
2007-10	Tulane	Offensive Line
2011	Tulane	Interim Head Coach/Co-Offensive Coordinator/Offensive Line
2012-13	Oakland Raiders	Tight Ends

Hutson came to Tulane from Eastern Illinois, where he spent four seasons and helped EIU to 26 overall victories, two conference titles and consecutive NCAA I-AA playoff appearances. In addition to his role as assistant head coach, he also served as the Panthers' offensive line coach and offensive coordinator. During the 2006 season, he took over the head coaching duties and guided EIU to a co-Ohio Valley Conference championship and No. 15 national ranking in the final poll. He posted an 8-5 record, including a 7-1 mark in the OVC.

Prior to joining the Panthers, Hutson served as the offensive line coach and student-athlete academic liaison at Tulsa from 2000-02. Hutson entered the coaching profession as a graduate assistant at Oklahoma in 1990.

Hutson followed Nutt to Boise State for one year as the special teams and tight ends coach, and then to Arkansas for two seasons. At Arkansas, he once again coached tight ends and special teams, winning the Southeastern Conference Special Teams Coach of the Year Award.

PERSONAL: A two-time All-America lineman at Oklahoma (1986-87), he was a team captain and a member of the Sooners' 1985 national-championship team, and made four consecutive Orange Bowl appearances (1985-88). He was named to the Oklahoma All-Century Team and named one of the top 100 players in OU history. A three-time All-Big Eight selection, he capped his career with an appearance in the 1988 Hula Bowl all-star game in Hawaii. The Dallas Cowboys' third-round selection in the 1988 NFL Draft, he returned to OU after his playing career and completed his bachelor's degree in communication in 1990. The Fort Smith, Ark., native has been a part of seven bowl teams, three as a coach and four as a player. He and his wife, Sherri, have two sons, Ethan, an offensive lineman at the University of Mississippi, and Dillon.





Clayton LOPEZ

DEFENSIVE BACKS

College: Nevada

Hometown: Los Angeles, Calif.

High School: Serra (Gardena, Calif.)

14th season as NFL coach

Fourth season with Raiders

Clayton Lopez returned to the Raiders as defensive backs coach in 2012. Lopez, who coached in a similar capacity with the Silver and Black for two seasons from 2004-05, has served as an NFL assistant for 14 seasons.

Prior to returning to the Raiders, Lopez served as defensive backs/cornerbacks coach for three seasons (2009-11) with the St. Louis Rams. In 2010, he oversaw one of the NFL's most improved secondaries as the Rams finished seventh in the NFL in opponent-completion percentage (57.5) and ninth in opponent-passer rating (80.4).

Lopez spent three seasons as an assistant with the Detroit Lions, coaching defensive backs (2006-07) and serving as assistant secondary coach (2008). He coached defensive backs for the Raiders for two seasons, working with Pro Bowlers Charles Woodson and Ray Buchanan, and tutoring Nnamdi Asomugha. In Lopez's two-year stint with the Raiders, the team's pass defense improved from 30th to 18th, tying for the fourth-highest improvement in the NFL team rankings in 2005. The Silver and Black's improvement of 42.6 yards per game in pass defense also was fourth in the league.

Lopez began his NFL coaching career with the Seattle Seahawks, serving as defensive assistant/quality control for three seasons (1999-01). He was promoted to assistant secondary coach and spent two seasons (2002-03) in that role with the Seahawks. In Lopez's five seasons with Seattle, the defense recorded 96 interceptions and 433 passes defended, both of which ranked sixth in the NFL during that span.

His first coaching position came as a graduate assistant at his alma mater, Nevada (1995-96). He later served as running backs coach/recruiting coordinator (1997-98).

AT A GLANCE

- As a defensive back at Nevada, helped the Wolf Pack to three conference titles from 1991-94.
- Has accrued 12 years of NFL coaching with defensive backs.
- In his second stint with the Raiders, having coached defensive backs from 2004-05.
- Tutored Charles Woodson, Ray Buchanan and Nnamdi Asomugha during first stop in Oakland.

COACHING BACKGROUND

Years	College/Pro Team	Position Coached
1995-96	Nevada	Graduate Assistant
1997-98	Nevada	Running Backs /Recruiting Coordinator
1999-01	Seattle Seahawks	Defensive Assistant/Quality Control
2002-03	Seattle Seahawks	Assistant Secondary
2004-05	Oakland Raiders	Defensive Backs
2006-07	Detroit Lions	Defensive Backs
2008	Detroit Lions	Assistant Secondary
2009-11	St. Louis Rams	Defensive Backs/Cornerbacks
2012-13	Oakland Raiders	Defensive Backs

PERSONAL: As a defensive back at Nevada, Lopez helped the Wolf Pack to three conference titles from 1991-94. He earned his master's degree in counseling and physical education in 1999, and his bachelor's degree in psychology in 1995. A Los Angeles native, Lopez lettered in football, basketball and track at Serra High School in Gardena, Calif.





Johnnie LYNN

DEFENSIVE BACKS

College: UCLA

Hometown: Los Angeles, Calif.

High School: John Muir (Pasadena, Calif.)

19th season as NFL coach

Second season with Raiders

Johnnie Lynn enters his second season as defensive backs coach for the Oakland Raiders.

An assistant coach for 19 years at the NFL level, Lynn previously coached defensive backs for the Philadelphia. Lynn joined the Philadelphia staff after five seasons with San Francisco, marking his second stint with the 49ers. He served as secondary coach and was given the additional title of special assistant to head coach prior to the 2009 season. Lynn oversaw a secondary comprised of two former Pro Bowlers in San Francisco, and through the final five games of 2008, the 49ers boasted the NFL's third-best pass defense, allowing just 887 yards during that span.

Prior to joining the San Francisco staff in 2006, Lynn served as secondary coach of the Baltimore Ravens for two seasons (2004-05). In 2004, the Ravens' secondary accounted for six of the team's seven defensive touchdowns. He also coached two Ravens defensive backs who earned starting Pro Bowl nods: S Ed Reed and CB Chris McAlister. Reed was also named the NFL's Defensive Player of the Year in 2004.

Prior to joining the Ravens, Lynn spent seven seasons with the New York Giants, serving five years (1997-01) as secondary coach before being promoted to defensive coordinator for the 2002 and 2003 seasons. In his first season as defensive coordinator, the Giants' stingy defense ranked third in the NFL in points allowed, holding opponents to 17.4 per game. The Giants also finished ninth in both total defense (309.3 per game) and pass defense (194.9).

Lynn coached defensive backs for the 49ers in 1996, coaching a Pro Bowler, and was the secondary coach for the Tampa Bay Buccaneers in 1994 and 1995. Before moving into the NFL coaching ranks, Lynn served in a number of coaching capacities at the University of Arizona from 1987-93. He started as the Wildcats' graduate assistant in 1987 and was elevated to outside linebackers coach (1988-91) before taking over the defensive backs (1992-93).

PERSONAL: Lynn enjoyed an eight-year NFL career (1979-86) with the New York Jets as a cornerback and safety. He originally joined the Jets as a fourth-round draft pick out of UCLA. He ended his career 10th on the Jets' career interception list with 17. A four-year letterman at UCLA, Lynn played on four bowl teams and garnered All-PAC 10 honors as a senior. He earned his bachelor's degree in history. Lynn and his wife, Laurie, are the parents of three children.

AT A GLANCE

- Earned All-Pac-10 honors as a senior safety at UCLA.
- Spent eight years in the NFL (1979-86) with the New York Jets as a cornerback and safety.
- Finished his career 10th on the Jets' career interception list with 17.
- Enters 19th season as NFL assistant coach.

COACHING BACKGROUND

Years	College/Pro Team	Position Coached
1987	University of Arizona	Graduate Assistant
1988-91	University of Arizona	Outside Linebackers
1992-93	University of Arizona	Secondary
1994-95	Tampa Bay Buccaneers	Secondary
1996	San Francisco 49ers	Secondary
1997-01	New York Giants	Secondary
2002-03	New York Giants	Defensive Coordinator
2004-05	Baltimore Ravens	Secondary
2006-08	San Francisco 49ers	Secondary
2009-10	San Francisco 49ers	Assistant to Head Coach/Secondary
2011	Philadelphia Eagles	Defensive Backs
2012-13	Oakland Raiders	Defensive Backs





AL MILLER

STRENGTH AND CONDITIONING

College: Northeast Louisiana

Hometown: El Dorado, Ark.

High School: El Dorado (El Dorado, Ark.)

23rd season as NFL coach

Second season with Raiders

Al Miller rejoins the Raiders coaching staff for his second season as strength and conditioning coach in 2013. Miller, whose coaching experience at the NFL level spans three decades, was a member of the inaugural USA Strength and Conditioning Hall of Fame class.

Miller served as strength and conditioning coach for the Atlanta Falcons from 1997-2005, developing and implementing the team's workout program. His 20 years of coaching in the professional ranks also includes time with the New York Giants (1993-96) and the Denver Broncos (1985-92). Miller's strength and conditioning programs have been building blocks for the foundation of four Super Bowl teams during his time in the NFL.

Prior to joining the NFL, Miller served as strength and conditioning coach for the University of Alabama under legendary head coach Paul "Bear" Bryant (1982-85). He also worked in the same capacity at Northeast Louisiana (1981), and began his coaching career at Mississippi State (1980).

PERSONAL: Miller was inducted into the Northeast Louisiana Hall of Fame in 1992, honoring his collegiate career as a wide receiver. He earned his master's degree from Louisiana Tech in 1974. Miller has a son, Carey Brian, and a daughter, Lisa.

AT A GLANCE

- His more than 20 years of coaching in the professional ranks includes time with the Denver Broncos, New York Giants, and Atlanta Falcons.
- Served under legendary head coach Paul "Bear" Bryant at Alabama (1982-85).
- Member of the inaugural USA Strength and Conditioning Hall of Fame class.
- Inducted into the Northeast Louisiana Hall of Fame in 1992, honoring his collegiate career as a wide receiver at Louisiana Tech.

COACHING BACKGROUND

Years	College/Pro Team	Position Coached
1980	Mississippi State	Strength and Conditioning
1981	Northeast Louisiana	Strength and Conditioning
1982-85	Alabama	Strength and Conditioning
1985-92	Denver Broncos	Strength and Conditioning
1993-96	New York Giants	Strength and Conditioning
1997-05	Atlanta Falcons	Strength and Conditioning
2012-13	Oakland Raiders	Strength and Conditioning





Greg OLSON

OFFENSIVE COORDINATOR

College: Central Washington

Hometown: Richland, Wash.

High School: Richland (Richland, Wash.)

12th season as NFL coach

First season with Raiders

Greg Olson, entering his 27th season in the coaching profession, is in his first year as Oakland's offensive coordinator.

Olson was named to his current position with the Raiders on Jan. 21, 2013, after serving as Jacksonville's assistant head coach/quarterbacks coach for the 2012 season. Olson brings 26 years of coaching experience including 11 in the NFL and 15 at the collegiate level. His resume includes six seasons as an offensive coordinator in the NFL with Detroit (2005), St. Louis (2006-07) and Tampa Bay (2009-11).

Olson served as assistant head coach/quarterbacks for the Jacksonville Jaguars in 2012, overseeing the quarterback duo of Blaine Gabbert, the 10th overall pick in the 2011 draft, and Chad Henne, a second-round selection in 2008. With an injury-depleted rushing attack, Gabbert and Henne combined to rank 11th in the NFL with both 586 pass attempts and an average of 36.6 attempts per game.

Prior to joining the Jaguars, Olson served four seasons with the Buccaneers including the last three as offensive coordinator. He spent the 2008 season as quarterbacks coach. Olson was responsible for the development of quarterback Josh Freeman, the 17th overall pick in the 2009 draft. Under Olson's guidance, Freeman threw for 8,898 yards and 51 touchdowns in his first three seasons as a starter. In 2011, Freeman ranked eighth in the NFL with a 62.8 completion percentage and 13th with 3,592 passing yards. In Olson's second season as offensive coordinator with the Bucs in 2010, Freeman ranked sixth in the NFL with a 95.9 passer rating while throwing for 3,451 yards, 25 touchdowns and only six interceptions, placing him ninth for touch-down-to-interception ratio in NFL single-season history. Olson helped guide the Buccaneers to one of their best offensive seasons in team history, setting franchise records for yards per play (5.61), average per rush (4.64 yards), average per pass play (7.21), passer rating (96.2) and fewest interceptions thrown (six). The Buccaneers also finished with the fourth-most points scored (341), third-most yards in total offense (5,362) and second-best third down percentage (42.2%) in a single season in team history.

The Buccaneers were the youngest team in the NFL in 2010 and wide receiver Mike Williams, a fourth-round draft pick, finished the year leading all rookie receivers in the league in every major receiving category while setting a single-season team record with 11 touch-down receptions. Running back LeGarrette Blount's 1,007 rushing yards led all rookie running backs and he became just the second undrafted rookie running back in NFL history to finish with over 1,000 yards. It marked the first time since 1968 that a team had two different players lead all rookies in rushing and receiving yards.

Despite his late elevation to the coordinator position in 2009, Olson's offense showed consistent growth around Freeman. The offense recorded three games of 400-plus yards of total offense, including 469 yards at Carolina for the fifth-best single-game performance in team history and the most by the team in over 20 years. Working

AT A GLANCE

- Joined the Raiders on Jan. 21, 2013.
- Served as quarterbacks coach at Purdue (1997-2000) where he played a key role in the development of Pro Bowl QB Drew Brees.
- Played quarterback at Spokane Falls Junior College from 1981-82 and at Central Washington from 1983-84.

COACHING BACKGROUND

Years	College/Pro Team	Position Coached
1987-89	Washington State	Graduate Assistant
1990-93	Central Washington	Quarterbacks/Offensive Coordinator
1994-96	Idaho	Quarterbacks
1997-2000	Purdue	Tight Ends/Recruiting Coordinator/Quarterbacks
2001	San Francisco 49ers	Quarterbacks
2002	Purdue	Quarterbacks
2003	Chicago Bears	Quarterbacks
2004-05	Detroit Lions	Quarterbacks/Offensive Coordinator
2006-07	St. Louis Rams	Offensive Coordinator
2008-11	Tampa Bay Buccaneers	Quarterbacks/Offensive Coordinator
2012	Jacksonville Jaguars	Asst. Head Coach/Quarterbacks
2013	Oakland Raiders	Offensive Coordinator

closely with Olson, Freeman led all rookie quarterbacks in completion percentage (54.5) while setting Buccaneer rookie records for touch-down passes (10) and passing yards (1,855) despite starting in just nine games. He also threw the most touch-down passes by a rookie in a single game in team history as he became the second-youngest quarterback to win his first career start since 1970 with a 38-28 come-from-behind win over Green Bay in Week 9. Kellen Winslow had the best season by a tight end in team history in 2009 as he led or tied for the team lead in receptions in 12 of the 16 games, and also led the team in receiving yards eight times. He led the team in receptions (77) and receiving yards (884), both good for single-season franchise records among tight ends. Winslow also led the team with five receiving touchdowns, tied for the fourth-most in a single season among Buccaneer tight ends.

In his first season in Tampa Bay in 2008, Olson was part of an offense that ranked 14th in the NFL and ninth in the NFC in total offense. In addition, the Buccaneers featured the 11th-ranked passing offense in the NFL as Tampa Bay signal callers passed for 3,788 yards. It marked the second-highest passing yardage total in team history while the 63.2 completion percentage ranked third in team history and the 83.8 passer rating by Olson's unit was the fourth-best in team annals. The Buccaneers offense finished the season amassing 5,456 total yards, the highest total in team history, while scoring 361 points, the second-highest total in team annals. Under Olson's tutelage, Jeff Garcia tied for second in the NFL for fewest intercep-



OLSON *continued...*

tions (6), was ninth in the league and third in the NFC in completion percentage (64.9) and ninth in the NFL and fifth in the NFC in quarterback rating (90.2).

Prior to joining Tampa Bay, Olson spent two seasons (2006-07) as offensive coordinator for the St. Louis Rams. In his first year with the Rams in 2006, he helped guide a high-powered offense that ranked sixth in the NFL in total offense (360.4 yards per game) and a passing offense that ranked third (247.6) in the NFC. Under Olson's direction, the 2006 Rams became just the fourth team in NFL history to produce a 4,000-yard passer (Marc Bulger), a 1,500-yard rusher (Steven Jackson) and two 1,000-yard receivers (Torry Holt and Isaac Bruce). Bulger, Jackson and Holt were all selected to the Pro Bowl. Bulger also posted career-highs in passing yards (4,301), passing touchdowns (24) and passing attempts (588) and completions (370) while ranking second in the NFL in interception percentage (1.4%). Jackson also had a career-year in 2006, leading the NFL in yards from scrimmage with 2,334, and he led all NFL running backs with 90 receptions and was fifth in the NFL in rushing yards with 1,528.

Prior to his time with the Rams, Olson spent one season as quarterbacks coach (2004) and one season as offensive coordinator/quarterbacks coach (2005) for the Detroit Lions. In 2004 Olson took over play-calling duties for the Lions with three games remaining in the season and the Lions offense went on to average 403.6 total yards per game. In 2005 Olson was named offensive coordinator of the Lions in Week 11.

Olson entered the NFL as quarterbacks coach for the San Francisco 49ers in 2001 under head coach Steve Mariucci. In 2001 49ers quarterback Jeff Garcia threw for a career-high 32 touchdown passes while posting a career-best 94.8 passer rating and 62.7 completion percentage.

Following one season as tight ends/recruiting coordinator at Purdue, Olson spent one season as quarterbacks coach for the Chicago Bears in 2003.

From 1997-2000, as quarterbacks coach at Purdue, Olson played a key role in the development of Pro Bowl and Super Bowl-winning quarterback Drew Brees. Under Olson, Brees was a Heisman Trophy finalist in 1999 and 2000 while winning the Maxwell Award as the nation's most outstanding player in 2000. He was also a finalist for the Davey O'Brien Award as the nation's top quarterback in 1999 and 2000. Brees finished his collegiate career as the Big Ten and Purdue's all-time leader in passing yardage (11,792), touchdown passes (90), total yards (12,693), completion percentage (61.1%), completions (1,026) and attempts (1,678). He also ranked fourth in NCAA Division I-A history for total offense, completions and attempts upon his departure from Purdue. Under Olson, Brees had seven 400-yard passing games and 16 300-yard passing games. Brees earned Big Ten Player of Year honors in 1998 and 2000 and All-Conference accolades for three straight years (1998-2000).

Olson began his coaching career in 1987 as a graduate assistant under the guidance of head coaches Dennis Erickson (1987-88) and Mike Price (1989) at Washington State, where he earned his master's degree in athletic administration. He spent four seasons (1990-93) as an assistant at Central Washington University and two seasons at Idaho (1994-96). At Central Washington Olson developed quarterback Jon Kitna, who went on to become an NFL starter at Seattle, Cincinnati and Detroit. Olson also served as wrestling coach for four seasons at Central Washington including the last two as head coach.

PERSONAL: A native of Richland, Wash., Olson played quarterback at Spokane Falls Junior College from 1981-82 and at Central Washington from 1983-84, earning his bachelor's degree in education. He and his wife, Lissa, have twins, Kenneth and Grayce. Lissa was the first female to be named head coach of a Division I track and field men's track team when she took over at Purdue in March of 2001. She spent 2011 as an assistant track coach at the University of South Florida.





Bob SANDERS

LINEBACKERS

College: Davidson

Hometown: Jacksonville, N.C.

High School: Jacksonville (Jacksonville, N.C.)

13th season as NFL coach

First season with Raiders

Bob Sanders is in his first year as Oakland's linebackers coach, named to his current position by Head Coach Dennis Allen on Jan. 25, 2013. A 33-year coaching veteran, Sanders joins Jason Tarver, Johnnie Lynn and Allen as one of four individuals on staff with NFL defensive-coordinator experience.

Sanders has a strong reputation as a linebackers coach, in addition to his time coaching defensive line. He spent the last four seasons with Buffalo, having joined the Bills as defensive line coach (2009) before coaching the outside linebackers the next two seasons (2010-11) and taking over the entire linebacker unit in 2012.

In Green Bay for four seasons (2005-08), Sanders began as defensive ends coach (2005), then was named by Mike McCarthy as the new head coach's first defensive coordinator, a role he held from 2006-08.

During his final Packers season in 2008, Green Bay paced the NFL with six touchdowns on interceptions, and tied for first in the NFC with 22 total INTs. In 2007, when Green Bay ranked sixth in scoring defense, 11th in total defense and third in opponent third-down-conversion percentage, Sanders helped the 13-3 team to the NFC Championship game. And in 2006, Green Bay led the NFC with 46 sacks.

In his first NFL coaching position, Sanders coached Zach Thomas among others during four years (2001-04) as Miami's linebackers coach, helping Thomas to three straight Pro Bowl selections.

A college assistant for 22 years, his final collegiate stop was the University of Florida, where his tutelage helped three Gators (Jevon Kearse, Kevin Carter and Huey Richardson) earn first-round selections in the NFL Draft.

In Gainesville for 11 years (1990-2000), he held six titles, with responsibilities ranging from defensive line to linebackers. He also spent one season as assistant head coach and nine as assistant defensive coordinator. With Sanders' pupils leading the way, in four straight years (1996-99), Florida led the Southeastern Conference in sacks. A pillar on the Gators' staff, he helped the program to five conference crowns and the 1996 national championship.

Before Florida, Sanders coached five seasons (1985-89) at Duke, the first four as outside linebackers/defensive ends coach, and the final campaign as co-defensive coordinator/outside linebackers. In sharing the reins of the defense, he helped the Blue Devils to an 8-4 season and their first Atlantic Coast Conference title since 1965.

Sanders got to Duke after two years at Richmond (1983-84) and three seasons at East Carolina (1980-82). His first college position was as a part-time coach for Pepper Rodgers in 1978, sandwiched between a three total years (1976-77, 1979) coaching at the high-school level.

PERSONAL: A defensive player at Davidson College (1972-75), he earned a bachelor's degree in political science from the school in 1976. A Jacksonville, N.C., native, Sanders and his wife, Kathie, have three children, Lindsay, Sarah and Robby.

AT A GLANCE

- Joined the Raiders on Jan. 25, 2013.
- Enters his 34th year as a coach at the NFL or college level.
- Served as Green Bay defensive coordinator from 2006-08.
- A college assistant for 22 years, spent 11 seasons at Florida, where he helped the Gators win the 1996 national championship and saw three pupils (Jevon Kearse, Kevin Carter and Huey Richardson) drafted in the first round of the NFL Draft.

COACHING BACKGROUND

Years	College/Pro Team	Position Coached
1978	Georgia Tech	Part-time coach
1980-82	East Carolina	Defensive Line/Linebackers
1983-84	Richmond	Linebackers
1985-88	Duke	Outside Linebackers/Defensive Ends
1989	Duke	Co-Def. Coord./Outside Linebackers
1990	Florida	Defensive Ends
1991-93	Florida	Assistant Def. Coord./Banditbacks/Gatorbacks
1994-97	Florida	Assistant Def. Coord./Defensive Ends
1998	Florida	Assistant Def. Coord./DE/SLB
1999	Florida	Assistant Head Coach/DE/SLB
2000	Florida	Assistant Def. Coord./Linebackers
2001-04	Miami Dolphins	Linebackers
2005	Green Bay Packers	Defensive Ends
2006-08	Green Bay Packers	Defensive Coordinator
2009	Buffalo Bills	Defensive Line
2010-11	Buffalo Bills	Outside Linebackers
2012	Buffalo Bills	Linebackers
2013	Oakland Raiders	Linebackers





Eric SANDERS

QUALITY CONTROL - DEFENSE

College: UC Davis

Hometown: Poughkeepsie, N.Y.

High School: Lowell (San Francisco, Calif.)

Fourth season as NFL coach

Fourth season with Raiders

Eric Sanders is in his fourth season with the Oakland Raiders and first in his present capacity. Sanders served in an offensive quality control role on the Silver and Black's staff for the past two seasons.

Prior to joining the Raiders, Sanders coached linebackers for two seasons at UC Davis. He coached tight ends at UC Davis in the spring of 2007 before becoming a graduate assistant at Utah State.

Sanders was involved with the UC Davis program as an undergraduate and earned his bachelor's degree in psychology with a biological emphasis in 2005. From 2003-05, he was the team's video coordinator and assisted in coaching the defensive line. In 2006, he assisted with the offensive line.

PERSONAL: A native of Poughkeepsie, N.Y., Sanders traveled to the Far East in 2005 for coaches clinics with the American Football in China Exchange Association. He attended Lowell High School in San Francisco, Calif.

AT A GLANCE

- Earned his bachelor's degree from UC Davis and then worked as the team's video coordinator (2003-05).
- In 2005, traveled for coaches clinics with the American Football in China Exchange Association.

COACHING BACKGROUND

Years	College/Pro Team	Position Coached
2007	Utah State	Graduate Assistant
2008-09	UC Davis	Linebackers
2010-11	Oakland Raiders	Offensive Assistant
2012-13	Oakland Raiders	Quality Control-Defense





AL SAUNDERS

SENIOR OFFENSIVE ASSISTANT

College: San Jose State

Hometown: Oakland, Calif.

High School: St. Ignatius (San Francisco, Calif.)

30th season as NFL coach

First season with Raiders

Al Saunders returns for his third season on the Oakland Raiders' coaching staff. Saunders has over 40 years of coaching experience, including the past 30 in the National Football League. He has been a part of 15 playoff teams, five division titles, one Super Bowl championship as an NFL coach and 19 times his offensive units have ranked 1st in the NFL in total offense, passing, rushing or scoring.

He spent two playoff seasons with the Baltimore Ravens, serving as an offensive consultant in 2009 and as senior offensive assistant in 2010. He was an assistant with the Washington Redskins from 2006-07, serving as associate head coach/offense. The head coach of the San Diego Chargers from 1986-88, he also was as an assistant for the St. Louis Rams on two occasions, helping the Rams win Super Bowl XXXIV in 1999.

Saunders served as the offensive coordinator for the Rams in 2008, returning to the franchise nearly a decade after helping the team to a World Championship in 1999 as associate head coach/wide receivers (1999-2000). Saunders was part of a coaching staff that helped create The Greatest Show on Turf and helped the Rams finish with NFL records in 2000 of 7,075 total yards and 5,232 passing yards, and score 540 points (33.8 avg.), the third-highest single-season total in NFL history. In 1999, the Rams finished atop the NFL with 6,412 yards of total offense, 272.1 passing yards per game and 32.9 points per game en route to a Super Bowl title.

Between stints with the Rams, Saunders led Washington's offense for two seasons as the associate head coach/offense from 2006-07, helping the Redskins to a playoff berth in 2007. In 2006, the Redskins produced one of the league's top rushing attacks and QB Mark Brunell established an NFL record with 22 consecutive completions in a single game.

He served as the assistant head coach/offensive coordinator with the Kansas City Chiefs from 2001-05, having previously spent 10 years in Kansas City as assistant head coach/wide receivers (1989-98). During his second stint with the Chiefs, Saunders' offense established 46 franchise records and exploded with 2,157 points, 262 touchdowns and 30,470 net yards, more than any other NFL team across those five seasons. In 2005, he was named USA Today's Offensive Coach of the Year as the Chiefs offense led the NFL for a second consecutive year.

In 2004, the Chiefs led the NFL in total offense for the first time in team history, accumulating a franchise-record 6,695 yards (418.4 avg.) and breaking or tying 18 single-season records. The Chiefs also broke or tied numerous NFL records, establishing a record with 398 first downs and tying a 42-year old mark with 63 rushing touchdowns over two seasons. Kansas City became the first team in NFL history to produce three running backs that recorded 150-yard rushing performances, and was the first team to post eight rushing touchdowns in one game. Tony Gonzalez also set the NFL single-season receiving

AT A GLANCE

- Member of the San Jose State Hall of Fame, having earned Academic All-America honors as a three-year starter and team captain at defensive back and wide receiver from 1966-68.
- Awarded California's prestigious Golden State Award in 1989, given for community leadership and service.
- Helped St. Louis Rams win Super Bowl title as the offensive coordinator in 2008.
- Served as a ball boy for Raider home games at Frank Youell Field in the 1960s.
- Accomplished distance runner.

COACHING BACKGROUND


Years	College/Pro Team	Position Coached
1970-71	USC	Graduate Assistant
1972	Missouri	Wide Receivers
1973-75	Utah State	Offensive Backfield
1976-81	University of California	Assistant Head Coach/Offensive Coordinator/Quarterbacks
1982	University of Tennessee	Offensive Coordinator/Quarterbacks
1983-84	San Diego Chargers	Wide Receivers
1985-86	San Diego Chargers	Assistant Head Coach
1986-88	San Diego Chargers	Head Coach
1989-98	Kansas City Chiefs	Assistant Head Coach/Wide Receivers
1999-00	St. Louis Rams	Associate Head Coach/Wide Receivers
2001-05	Kansas City Chiefs	Assistant Head Coach/Offensive Coordinator
2006-07	Washington Redskins	Associate Head Coach/Offense
2008	St. Louis Rams	Offensive Coordinator
2009	Baltimore Ravens	Offensive Consultant
2010	Baltimore Ravens	Senior Offensive Assistant
2011	Oakland Raiders	Offensive Coordinator
2012-13	Oakland Raiders	Senior Offensive Assistant

mark for tight ends with 102 receptions, and QB Trent Green had over 300 yards passing in eight games to become just the fourth quarterback in NFL history to finish four straight seasons with a QB rating above 90.

In 2003, the Chiefs led the NFL in scoring for the second straight season with a franchise-record 484 points, a feat last accomplished by an AFC team in 1981-82, and RB Priest Holmes set an NFL single-season record with 27 rushing touchdowns. In 2002, Saunders' offense led the league in scoring with 467 points and broke or tied 22 single-season team records, including the long-standing NFL record for fewest fumbles (two) and the mark for longest touchdown pass in league history (99 yards). In 2001, Kansas City's offense ranked in the NFL top-10 in rushing, passing, scoring and total offense, and Holmes led the league in rushing with 1,555 yards.

His first NFL head-coaching position came with the Chargers as interim head coach in 1986, following the resignation of Don Coryell.



SAUNDERS *continued...*

He spent two full seasons as the Chargers head coach after previously filling the roles of assistant head coach (1985-86) and wide receivers coach (1983-84) for "Air Coryell," one of the most exciting and prolific offenses in NFL history. In 1985, the Chargers led the NFL in passing and total offense for the fifth time in six seasons.

Prior to entering the NFL ranks, Saunders spent 12 years as an assistant at the collegiate level. He began his coaching career as a graduate assistant at USC under the legendary John McKay from 1970-71 and served as wide receivers coach at Missouri in 1972.

Following three seasons as play-caller and offensive backfield coach at Utah State, Saunders spent six seasons at California as assistant head coach/offensive coordinator/quarterbacks coach. He helped the Golden Bears set 32 national, conference and school records and finished each season ranked in the top 10 in the nation in passing. His final collegiate stop was in 1982 as offensive coordinator/quarterbacks coach under head coach Johnny Majors at Tennessee, where he tutored an explosive, record-breaking offense that included future Raider wide receiver Willie Gault.

PERSONAL: Saunders is a member of the San Jose State Hall of Fame, having earned Academic All-America honors as a three-year starter and team captain at defensive back and wide receiver from 1966-68. He was the recipient of California's State Graduate Fellowship and earned a master's degree in education from Stanford. Saunders was recognized in *Who's Who in America* and was awarded California's prestigious Golden State Award in 1989, given for community leadership and service. He is a former All-America swimmer and national record holder in the sport. Also an accomplished distance runner, he was crowned the Road Runners Club of America's Master 5K National Champion in 1996. Saunders and his wife, Karen, have three children: sons Robert and Joseph, and daughter Korrin.



Kelly SKIPPER

RUNNING BACKS

College: Fresno St.
Hometown: Brawley, Calif.
High School: Churchill (Eugene, Ore.)

Seventh season as NFL coach
 Seventh season with Raiders

Kelly Skipper is in his seventh season with the Raiders, the fifth in his present capacity tutoring running backs, after two years as tight ends coach.

Skipper, 46, has 25 years of coaching experience and has served as an offensive coordinator at the NCAA Division I level.

Last season, RB Darren McFadden hauled in 13 receptions during the season-opener against San Diego. The total was the most for a Raider running back, and ranks as the second highest single-game total in franchise history. In addition, FB Marcel Reece ranked tied for fourth among all NFL backs with 52 receptions and second among backs with 496 receiving yards.

In 2010, he oversaw a running game that ranked second in the NFL and established a franchise record by averaging 4.9 yards per attempt. Under Skipper's direction, McFadden became the first Raider since 2007 to eclipse the 1,000-yard mark with 1,157 yards on the ground. The tandem of McFadden and Bush totaled 1,812 yards and 15 touchdowns. In 2009, Raiders running backs averaged over 4 yards per carry under Skipper's coaching.

In 2008, tight end Zach Miller led the Raiders in receptions (56) and receiving yards (778) to place eighth in the NFL among tight ends. Skipper tutored a Raider tight ends unit in 2007 that included Miller, who led all rookie tight ends in receptions and ranked fourth in the NFL among all rookie pass catchers with 44.

Before joining the Raiders, Skipper spent four seasons coaching running backs and special teams at Washington State. He also spent two summers, one with Seattle and one with Washington, as an NFL minority fellowship coaching intern.

From 1998-02, Skipper was on the coaching staff at UCLA,

AT A GLANCE

- Has 17 years of collegiate coaching experience, including two years as UCLA's offensive coordinator (2001-02).
- Played running back at Fresno St. where he rushed for 2,237 yards to rank on the Bulldogs' top-10 list, and earned first-team All-Big West honors.
- Inducted into the Churchill High School Hall of Fame in 2008.
- Father, Jim, is longtime NFL assistant coach currently serving as the running backs coach for the Carolina Panthers.

COACHING BACKGROUND

Years	College/Pro Team	Position Coached
1989-90	Fresno State	Graduate Assistant,
1991-97	Fresno State	Running Backs/Return Specialists
1998-00	UCLA	Running Backs/Kickoff Return
2001-02	UCLA	Offensive Coordinator
2003-06	Washington State	Running Backs/Special Teams
2007-08	Oakland Raiders	Tight Ends
2009-13	Oakland Raiders	Running Backs

where he was offensive coordinator from 2001-02. He has tutored a number of players who went on to the NFL, including Lorenzo Neal, Michael Pittman, DeShaun Foster, Chris Ivory and Jed Collins. Skipper also coached Jerome Harrison, who broke Washington State's single-season rushing record after running for 1,900 yards.

He was an assistant at Fresno State, his alma mater, from 1989-97, beginning his coaching career as a graduate assistant before becoming a full-time assistant in 1991. He handled running backs and return specialists, and served as recruiting coordinator on the Bulldogs' staff.



PERSONAL: Skipper's father, Jim, is a longtime NFL assistant currently serving as running backs coach of the Carolina Panthers, and was head coach of the NFL's San Francisco Demons. The Brawley, Calif. native played running back at Fresno State and rushed for 2,237 career yards to rank on the Bulldogs' top-10 list. He also scored 28 touchdowns during his college career, as Fresno State went 36-9-1. As a senior, Skipper was a first-team All-Big West running back and earned Associated Press All-America honorable-mention honors. He earned a degree in business from Fresno State in 1989. He was inducted into the Churchill (Eugene, Ore.) High School Hall of Fame in 2008. Skipper and his wife, Mary, have two children, Kaelen and Darius.





Travis SMITH

DEFENSIVE ASSISTANT

College: Cal-Poly San Luis Obispo

Second season as NFL coach

Hometown: Walnut Creek, Calif.

Second season with Raiders

High School: Foothill (Pleasanton, Calif.)

Travis Smith is in his second year with the Silver and Black as a defensive assistant. He joins the Raiders after spending a year at the University of Colorado as an offensive technical intern.

Smith, 27, came to Colorado from Santa Monica Junior College, where he was an assistant football coach, tutoring the tight ends and also assisting with the defensive linemen.

PERSONAL: Graduated from Cal-Poly San Luis Obispo in 2009, earning his bachelor's degree in Kinesiology. His playing career for Cal Poly was limited as he underwent three shoulder surgeries. Smith was born in Walnut Creek, Calif., and graduated from Foothill High School in Pleasanton, Calif., where he was a two-year letterman playing both linebacker and fullback.

AT A GLANCE

- Two year letterman playing linebacker and fullback at Foothill High School.
- Graduated from Cal-Poly San Luis Obispo after his playing career was limited because of shoulder surgeries.

COACHING BACKGROUND

Years	College/Pro Team	Position Coached
2010	Santa Monica JC	Assistant Tight Ends/Defensive Line
2011	Colorado University	Offensive technical intern
2012-13	Oakland Raiders	Defensive Assistant





Tony SPARANO

ASSISTANT HEAD COACH/OFFENSIVE LINE

College: New Haven

15th season as NFL coach

Hometown: West Haven, Conn.

First season with Raiders

High School: Richard C. Lee (New Haven, Conn.)

Tony Sparano is in his first year as Oakland's assistant head coach/offensive line, named to his current position by Raiders Head Coach Dennis Allen on Jan. 23, 2013.

Sparano, who in 2013 enters his 30th year in coaching, has nine combined seasons as a head coach, four (2008-11) at the reins of the Miami Dolphins and five (1994-98) at the University of New Haven. He also owns 14 years of previous NFL coaching experience.

Prior to serving as N.Y. Jets offensive coordinator in 2012, Sparano compiled some impressive accomplishments in his tenure as Miami Dolphins head coach, a position he held from 2008-11.

In 2008, Sparano steered Miami to the greatest year-to-year improvement in NFL history, a 10-game difference as the Dolphins earned the AFC East crown with an 11-5 record, before losing in the Wild Card round of the playoffs. Sparano finished one vote shy of winning the Associated Press Coach of the Year. His career record as an NFL head coach is 29-33.

Sparano helped the Cowboys to three playoff appearances and four winning seasons in five years (2003-07) on the Dallas staff, including four under head coach Bill Parcells. Sparano tutored the tight ends from 2003-04, then served as offensive line coach/running-game coordinator from 2005-06, before shifting to assistant head coach/offensive line in 2007.

Prior to two one-year stops as a tight ends coach, with Marty Schottenheimer's Redskins in 2001 and Tom Coughlin's Jaguars in 2002, Sparano helped launch the expansion Cleveland Browns. In 1999, Cleveland's first year back in the NFL, Sparano was an offensive quality-control coach. He spent 2000 in charge of the Browns' offensive line.

Sparano made the jump to the NFL after five years as head coach (1994-98) of his alma mater, Division II New Haven, where he compiled a 41-14 record (.745), with four winning campaigns and one .500 season. In that tenure, he also guided the Chargers to a pair of NCAA playoff berths. In 1997, his 12-2 club led the country in scoring offense (42.8 points per contest) and ranked second in scoring defense (11.6) before it lost in the national championship.

He spent the previous six seasons (1988-93) at Division I-AA Boston University, coaching the Terriers' offensive linemen from 1988-89, including Cleveland Browns 1989 draft selection Mike Graybill, before serving as offensive coordinator from 1990-93. In his final season at BU, the 12-1 team won the Yankee Conference and advanced to the quarterfinals of the NCAA playoffs.

PERSONAL: A native of West Haven, Conn., Sparano launched his coaching career at New Haven with a four-year stint (1984-87) as offensive line coach. The starting center at New Haven during his playing days, he graduated with a bachelor's degree in criminal justice. Sparano played at Richard C. Lee High School in New Haven, Conn. He and his wife, Jeanette, have three children, sons Tony and Andrew, who each played football at Albany, and daughter Ryan Leigh. The younger Tony is an offensive intern with the New York Jets.

AT A GLANCE

- Joined the Raiders on Jan. 23, 2013.
- Last name is pronounced spuh-RANN-oh.
- Including nine combined seasons as a head coach, enters his 30th year in coaching, his 15th in the National Football League.
- Held the reins of the Miami Dolphins as head coach from 2008-11.
- Finished one vote shy of the 2008 Coach of the Year award after leading Miami to the best year-to-year win improvement in NFL history.
- Has coached under Tom Coughlin and Bill Parcells, who have combined for four Super Bowl titles, and Marty Schottenheimer, who won 200 games, sixth in NFL history.
- Guided the New Haven Chargers to two playoff berths as head coach of the Division II college.

COACHING BACKGROUND

Years	College/Pro Team	Position Coached
1984-87	New Haven	Offensive Line
1988	Boston University	Offensive Line
1989	Boston University	Offensive Coordinator
1994-98	New Haven	Head Coach
1999	Cleveland Browns	Offensive Quality Control
2000	Cleveland Browns	Offensive Line
2001	Washington Redskins	Tight Ends
2002	Jacksonville Jaguars	Tight Ends
2003-04	Dallas Cowboys	Tight Ends
2005-06	Dallas Cowboys	Offensive Line/Running Game Coordinator
2007	Dallas Cowboys	Assistant Head Coach/Offensive Line
2008-11	Miami Dolphins	Head Coach
2012	New York Jets	Offensive Coordinator
2013	Oakland Raiders	Assistant Head Coach/Offensive Line





Jason TARVER

DEFENSIVE COORDINATOR

College: Santa Clara
Hometown: Stanford, Calif.
High School: Foothill (Pleasanton, Calif.)

12th season as NFL coach
 Second season with Raiders

Jason Tarver is in his second season as defensive coordinator for the Oakland Raiders.

Last season, three Oakland defenders recorded 100-or-more tackles, marking the first time since 2006 that three Raiders have reached the century mark. In 2006, LB Kirk Morrison (127), LB Thomas Howard (110) and S Stuart Schweigert (107) all topped 100. Over the last four weeks of 2012, the Raiders ranked second in the NFL in total defense and fourth in scoring defense. Led in part by fourth-round selection Miles Burris, who established a franchise rookie record with 138 tackles, Oakland over the NFL's final quarter tied for fifth in rushing yards, shutting down the AFC's No. 1 ground-gainer Jamaal Charles, and sixth in net passing yards, including games against explosive Cam Newton and the league's No. 2-rated QB, Peyton Manning.

Tarver served as co-defensive coordinator and inside linebackers coach at Stanford in 2011, after spending 10 seasons in various coaching capacities with the San Francisco 49ers.

Tarver was appointed co-defensive coordinator and inside linebackers coach at Stanford in February 2011 and coordinated one of the top defensive units in the PAC-12. The Cardinal ranked either first or second in the conference in six defensive categories, rushing defense (first-84.4), third-down conversion defense (first-31.1), scoring defense (second-21.9), total defense (second-337.6), sacks per game (second-3.0) and opponent first downs (second-17.5). Stanford finished third nationally in rushing defense, sixth in third-down-conversion defense (31.0; 51-164) and 11th in sacks per game (3.0).

Tarver spent the previous decade on the staff of the 49ers, coaching San Francisco's outside linebackers for six seasons (2005-10) prior to his appointment at Stanford. He began coaching at the NFL level as a quality control coach for the 49ers (2001-03) before being promoted to assistant running backs/offensive assistant coach for the 2004 campaign.



AT A GLANCE

- Played football at West Valley Junior College in Saratoga from 1993-94, then spent the 1996-97 seasons as a defensive assistant coach.
- Earned his bachelor's degree in chemistry in 1997 from Santa Clara University, and his master's degree in biochemistry and molecular biology from UCLA.
- Received the departmental prize for distinguished teaching in 1998 and 2000 from UCLA.
- Spent 10 seasons with the San Francisco 49ers, six of which were spent coaching outside linebackers.

COACHING BACKGROUND

Years	College/Pro Team	Position Coached
1996-97	West Valley College	Assistant Coach
1998-00	UCLA	Graduate Assistant
2001-03	San Francisco 49ers	Offensive Quality Control
2004	San Francisco 49ers	Assistant Running Backs/
		Offensive Assistant
2005-08	San Francisco 49ers	Defensive Assistant/Outside Linebackers
2009-10	San Francisco 49ers	Outside Linebackers
		Co-Defensive Coordinator/Inside Linebackers
2011	Stanford	Defensive Coordinator
2012-13	Oakland Raiders	Defensive Coordinator

Under Tarver's guidance in 2009, the 49ers' outside linebackers recorded 15 takeaways, 17.5 sacks and nine forced fumbles, setting the edge for a run defense that ranked sixth in the NFL. Linebacker Manny Lawson enjoyed a breakout season as he led the team with a career-high 6.5 sacks, while Ahmad Brooks recorded a career-best six sacks. Parys Haralson also posted five sacks. Both Lawson and Brooks recorded four forced fumbles, which tied the 49ers' single-season record. The 49ers finished the season tied for third in the NFL in sacks (44) and tied for first in forced fumbles (21), and ranked fourth in points allowed per game (17.6).

In 2007, Tarver played an instrumental role in the development of Haralson, who was elevated to a starting role after Lawson was lost for the season with an injury during the second week of the season. A year later, Haralson led the team with a career-high eight sacks, tied for second among NFC linebackers.

Prior to joining the 49ers in 2001, Tarver spent three seasons (1998-2000) as a graduate assistant coach at UCLA, where he worked primarily with the defensive backs while assisting with the special teams. During his tenure with the Bruins, three defensive backs, cornerbacks Ricky Manning and Jason Bell along with safety Marques Anderson, joined the NFL ranks.

A Northern California native, Tarver played football at West Valley Junior College in Saratoga from 1994-95. He spent the 1996 and 1997 seasons as an assistant coach on the West Valley staff, tutoring linebackers, defensive backs and special teams.

PERSONAL: Tarver earned his bachelor's degree in chemistry in 1997 from Santa Clara University, where he was a member of Phi Beta Kappa. He also earned his master's degree in biochemistry and molecular biology from UCLA and received the departmental prize for distinguished teaching in 1998 and 2000. Tarver and his wife, Katie, have two sons, Merrick and Keegan.





Terrell WILLIAMS

DEFENSIVE LINE

College: East Carolina

Hometown: Los Angeles, Calif.

High School: Dorsey (Los Angeles, Calif.)

Second season as NFL coach

Second season with Raiders

Terrell Williams begins his second season as defensive line coach for the Oakland Raiders.

Last season, DE Lamarr Houston earned the AFC Defensive Player of the Week award for his performance against Jacksonville on Oct. 21. Houston totaled seven tackles (six solo), one sack and a critical forced fumble in the Raiders' 26-23 overtime win. In overtime, Houston forced a fumble was recovered by teammate Joselio Hanson, setting up K Sebastian Janikowski's game-winning field goal. In addition, DE Andre Carter ranks eighth among active NFL players with 78.5 career sacks. He posted his first sack as a Raider vs. Tampa Bay on Nov. 4, and added a sack vs. Kansas City on Dec. 16.

Prior to joining the Raiders, Williams spent the previous two seasons in the same capacity at Texas A&M. In two years at Texas A&M, the Aggies advanced to a pair of bowl games, including a win over Northwestern in the Meineke Car Care Bowl of Texas in 2011. The Aggies led the nation with 51 sacks last year and finished third nationally in tackles for loss, with an average of eight per game.

In 2010, Williams helped lead the Aggies to a share of their first Big 12 South crown in more than a decade and a berth in the Cotton Bowl. Texas A&M allowed just 101.9 rushing yards per game, ranking 12th in the nation. In his first season, A&M improved from 90th to 30th nationally in rushing defense, allowing 130.2 yards per contest.

Williams came to A&M after four years as the defensive line coach at Purdue. During his time with the Boilermakers, Williams coached the entire line each year with the exception of 2008, when he focused solely on the defensive end position. He also served as Purdue's liaison to the NFL.

In 2007, Williams served an internship with the Seattle Seahawks, assisting the defensive line during training camp. During the



AT A GLANCE

- Accrued 15 years of coaching defensive lines.
- Played nose guard for East Carolina in 1998.
- As the defensive line coach for Purdue, tutored Anthony Spencer who led the NCAA in tackles for loss and was a first-team All-American before becoming a first-round pick of the Cowboys in 2007.

COACHING BACKGROUND

Years	College/Pro Team	Position Coached
1998	Fort Scott CC	Defensive Line
1999-01	North Carolina A&T	Defensive Line
2002-03	Youngstown State	Defensive Line
2004-05	Akron	Defensive Line
2006-09	Purdue	Defensive Line
2010-11	Texas A&M	Defensive Line
2012-13	Oakland Raiders	Defensive Line

summer of 1999, Williams interned with the Jacksonville Jaguars, assisting with the defensive line, and served an internship with the Dallas Cowboys in 2008.

During his time at Purdue, Williams tutored the likes of future Dallas defensive lineman Anthony Spencer. Spencer led the NCAA in tackles for loss and was a first-team All-American before becoming a first-round pick of the Cowboys in 2007. Defensive end Cliff Avril was a third-round selection of the Detroit Lions in 2008, with Alex Magee being selected by the Kansas City Chiefs in the third round of the 2009 NFL Draft. In addition, Mike Neal was drafted in the second round by the Green Bay Packers in 2010, and Ryan Kerrigan was selected by the Washington Redskins in the first round of the 2011 NFL Draft.

Prior to his tenure at Purdue, Williams coached the defensive line at Akron in 2004 and 2005. The Zips won the Mid-American Conference championship game in 2005 and played in the Motor City Bowl. Both the league championship and postseason-bowl appearance were firsts in the school's history.

Williams spent two years (2002-03) as the defensive line coach at Youngstown State before moving on to Akron.

From 1999-2001, Williams served on the coaching staff at North Carolina A&T, working with the defensive line. The Aggies ranked third in total defense among NCAA Division I-AA schools in 1999, allowing 259.4 yards per game, and fifth in 2000 with 261.2 yards per game. The Aggies were the black college national champion in 1999 and advanced to the quarterfinals of the Division I-AA playoffs while finishing 10th in the final poll.

Williams got his start in coaching working with the defensive line at Fort Scott Community College during the 1998 season.

PERSONAL: A Los Angeles native, Williams earned a bachelor's degree from East Carolina in 1998. He was a nose guard for the Pirates and a member of the 1995 team that defeated Stanford in the Liberty Bowl, and finished the year ranked No. 23 in the final USA Today/ESPN poll. Williams is married to Tiffini.



SUPPORT STAFF



TEDDY ATLAS
SCOUTING COORDINATOR



CALVIN BRANCH
COLLEGE SCOUT



WILLIE BROWN
TEAM AMBASSADOR



PETE CARACCILO
FOOTBALL OPERATIONS



DR. STEPHEN CORDAY
MEDICAL CONSULTANT



CHRIS CORTEZ
ATHLETIC TRAINER



ZACK CROCKETT
COLLEGE SCOUT




ERIN EXUM
MEDIA RELATIONS
COORDINATOR



FRED FORMOSA
DIRECTOR - TEAM
SECURITY



JEFF GILBERT
EQUIPMENT ASSISTANT



DEREK HAITHCOCK
COACHING ASSISTANT



TOM HOWE
FIELD MANAGER



VON HUTCHINS
PRO SCOUT



ADAM JOHNSON
EQUIPMENT ASSISTANT



TOM JONES
ASSISTANT TO HEAD COACH



BRAD KAPLAN
COLLEGE SCOUT

SUPPORT STAFF



DR. WARREN KING
TEAM ORTHOPEDIST



WILL KISS
MEDIA RELATIONS



GEORGE LI
FOOTBALL OPERATIONS
STATISTICAL ANALYST



ZACHARY LONGENECKER
ASSISTANT FIELD MANAGER



LARRY MARMIE
PRO SCOUT



H. ROD MARTIN
HEAD ATHLETIC TRAINER




MICKEY MARVIN
COLLEGE SCOUT



DAVID McCLOUGHAN
COLLEGE SCOUT



RALEIGH MCKENZIE
COLLEGE SCOUT



DANNY MOLINA
EQUIPMENT ASSISTANT



DAVE NASH
DIRECTOR - VIDEO
OPERATIONS



DR. FRED NICOLA
MEDICAL CONSULTANT



JIM OTTEN
VIDEO OPERATIONS



JOHN OTTEN
SCOUTING IT / VIDEO
COORDINATOR




KALIE PAGEL
ADMINISTRATIVE ASSISTANT
GENERAL MANAGER /
PLAYER PERSONNEL



EMILIO RABELO
ATHLETIC TRAINER /
PHYSICAL THERAPIST



SUPPORT STAFF



GREG REUVENI
VIDEO ASSISTANT



BOB ROMANSKI
EQUIPMENT MANAGER



TREY SCOTT
COLLEGE SCOUT



DR. NAVDEEP SINGH
MEDICAL CONSULTANT



DR. WARREN STRUDWICK
ORTHOPEDIC CONSULTANT



SCOTT TOUCHET
ATHLETIC TRAINER



DANE VANDERNAT
PRO SCOUT



LAMONTE WINSTON
DIRECTOR - PLAYER
ENGAGEMENT

BUSINESS STAFF



AIRIKUH ANDERSON
SPONSORSHIP



JASON ANDREA
SPONSORSHIP



JOHN ANDREWS
RAIDER IMAGE



FARNOUSH ANSARI
SPONSORSHIP



JESSICA ARONIS
TICKETING



FRANCISCO ASCENCIO
TICKETING




MARC BADAIN
FINANCE



KRISTI BAILEY
ADMINISTRATION



HAJA BANGS
SPONSORSHIP



JUSTIN BARNES
TICKETING



KRIS BAYLISS
RAIDER IMAGE



JEFF BIRREN
GENERAL COUNSEL



TOM BLANDA
FINANCE /
TECHNOLOGY



ROSIE BONE
COMMUNITY RELATIONS



MORRIS BRADSHAW
SENIOR ADMINISTRATOR



WALTER BROCK
TICKETING



BUSINESS STAFF



ESTEBAN CARBAJAL
TICKETING



TERESA CETRARO
RAIDER IMAGE



JAY CHESSE
TICKETING



REBECCA CORMAN
INTERNET



VITTORIO DEBARTOLO
BROADCAST



ADAM FELDMAN
TICKETING




ALEX GECHÉ
TICKETING



TONY GONZALES
PHOTOGRAPHY



QIAVA HARPER
TICKETING



AMIN HASAN
TICKETING




BENNY HONG
TECHNOLOGY




ROBERT KINNARD
SPONSORSHIP



JERRY KNAAK
INTERNET



GREG LARKIN
TICKETING



ZACK MADONICK
TICKETING



PAUL MALDONADO
TECHNOLOGY

BUSINESS STAFF



JONATHAN MARTINEZ
TICKETING



ANTHONY MAYO
COMMUNITY RELATIONS



DONNA MENDOZA
ADMINISTRATION



BRIAN MORAN
RAIDER IMAGE



BRANDI MOUNT
TICKETING



TERESA NAFF
TICKETING



CHERYL NICHOLS
SPECIAL PROJECTS



HANNAH O'LEARY
TICKETING



JIM OTTO
SPECIAL PROJECTS



MARCUS PADILLA
BROADCAST



ZOE PANAYIDES
TICKETING



PANOS PAPPAS
TICKETING



MATT PASCO
TECHNOLOGY



CAROLYN PAUL
ADMINISTRATION



RICK PELLUM
TICKETING



DEREK PERSON
FINANCE



BUSINESS STAFF



BRAD PHINNEY
BROADCAST



NATALYA RATAN
TICKETING



ANDREW RODRIGUEZ
TICKETING




JEFF ROMANSKI
RAIDER IMAGE



JESSICA ROMERO
BROADCAST



SAMANTHA ROMERO
TICKETING



ADAM SANDA
FINANCE




CESAR SERRANO
TICKETING



MARK SHEARER
TICKETING



ZERIC SIGMON JR.
TICKETING



MINO SOLOMON
TICKETING



**CHRISTOPHER
SOTIROPULOS**
TICKETING



MONICA SWEETWYNE
ADMINISTRATION



KARLA TAI
HUMAN RESOURCES



MIKE TAYLOR
PUBLIC AFFAIRS



PAUL TAYLOR
RAIDER IMAGE

BUSINESS STAFF



SHAWN TESTA
TECHNOLOGY



JEANETTE THOMPSON
BROADCAST /
RAIDERETTES



RAYMOND TIOSECO
TICKETING



DESIREE TOGAMI
TICKETING



NATHAN VALERIO
RAIDER IMAGE



PAT VALERIO
ADMINISTRATION



DAN VENTRELLE
COUNSEL



WARREN VERRETT
TICKETING



ANDRES VILLALOBOS
TICKETING



ED VILLANUEVA
FINANCE



JENNIFER VU
TICKETING



ANNE WILCOX
TICKETING




CRYSTAL WILLIAMS
TICKETING



VETERANS





Phillip ADAMS

DEFENSIVE BACK | SOUTH CAROLINA STATE

HT: 5-11

WT: 195

Born: 7/20/88

Acquired: W-'12 (Sea.)

Fourth NFL season

Second Raiders Season

High School: Rock Hill (Rock Hill, S.C.)

Selected by San Francisco 49ers in seventh round (224th overall) of 2010 NFL Draft, April 24, 2010...Signed first contract, May 17, 2010...Waived by 49ers, Sept. 3, 2011...Signed by New England Patriots as free agent, Sept. 21, 2011...Waived by Patriots, Oct. 8, 2011...Re-signed by Patriots, Oct. 13, 2011...Waived by Patriots, Oct. 14, 2011...Re-signed by Patriots, Oct. 18, 2011...Waived by Patriots, Nov. 29, 2011...Signed by Seattle Seahawks as free agent, Dec. 20, 2011...Waived by Seahawks, Aug. 31, 2012...Claimed off waivers by Oakland Raiders, Sept. 1, 2012...Placed on injured reserve (groin) by Raiders, Dec. 29, 2012.

CAREER: A cornerback with punt-return capability, has played in 37 career games with two starts in three seasons with Oakland, San Francisco, New England and Seattle...Served as primary punt-return man for Raiders in 2012...Also worked his way into Oakland's starting lineup late in 2012 season, when he made his first two NFL starts...Owns 37 career tackles (27 solo), three INTs and eight passes defended.

2012: Played in the first 15 games, including his first two NFL starts, before missing the season finale with a groin injury; placed on injured reserve Dec. 29...In 175 defensive snaps, finished with 16 tackles (11 solo), two interceptions and six passes defended - all career bests...Compiled both INTs and all six passes defended over a four-game stretch from Dec. 2-23...Also returned 25 punts for 139 yards (5.6 avg.), and added three tackles on special teams...Claimed by Raiders in 2012 off waivers from Seattle entering the regular season, showing potential as a punt-returner early in year...Then, pressed into action at cornerback, capitalized on opportunity and parlayed a solid November-December stretch into his first NFL starts, supplanting veteran starter Ron Bartell, who was waived...However, two concussions and a groin injury conspired to limit his late-season playing time...Joined Raiders Aug. 31, less than 24 hours after returning kickoff against Oakland in the preseason finale at CenturyLink Field (8/30)...(9/10) vs. SD: Returned a punt 15 yards in first quarter to set up game's initial points, a Sebastian Janikowski field goal; returned his first punts since 2010 with the 49ers...(9/16) at Mia.: Returned a third-quarter punt 47 yards, Oakland's longest in four years, to set up a field goal; also had 24- and 36-yard returns erased due to penalties...His 47-yard return was the longest by a Raider since Johnnie Lee Higgins' 80-yard TD vs. the Houston Texans on Dec. 21, 2008...(10/14) at Atl.: Played 17 snaps at cornerback...(10/28) at KC: Ripped off a 27-yard punt return late in the third quarter...(12/2) vs. Cle.: Registered his second career interception, picking off Brandon Weeden deep in Raiders territory to end a Browns drive late in first half; however, did not return (concussion) after colliding with teammate on same play...(12/06) vs. Den.: Limited in practice due to concussion, nearly intercepted Peyton Manning twice, but settled for one...First, picked off the future Hall-of-Famer with a diving interception at his own goal line in second quarter, snaring an underthrown ball...Then, nearly corralled another Manning pass late in second quarter, forcing a Broncos punt...Also beat a blocker to make a sure third-down stop to force Denver to settle for third-quarter field goal...(12/16) vs. KC: Played well enough over a two-week period to supplant veteran starter Ron Bartell (waived),

AT A GLANCE

- Served as Raiders' primary 2012 punt-returner, and worked his way into starting lineup at CB late in the year. Finished with two interceptions.
- Played in 22 games in two seasons with San Francisco, New England and Seattle, prior to joining Raiders.
- With Patriots, recorded first career interception, picking off pass in end zone against Kansas City in 2011.
- Played in 42 games in four seasons at South Carolina State.

and made his first NFL start...(12/23) at Car.: Returned to the lineup and broke up a first-quarter pass to force a punt, but sustained a groin injury in the first half and did not return.

2011: Played in six games with New England and one game with Seattle...Recorded first career interception...In training camp with the 49ers...Signed by Patriots on Sept.21...Signed by Seahawks on Dec. 20...(11/21) vs. KC: Registered his first career INT, picking off Tyler Palko in the end zone...(11/27) at Phi.: Credited with three solo tackles...(12/24) vs. SF: Made only appearance as a Seahawk, on special teams.

2010: Played in 15 games with San Francisco, mostly on special teams...Totaled 13 tackles and one pass defended...Also returned four punts for 29 yards...(9/12) at Sea.: Made NFL debut, posting one tackle...(11/29) at ARI: Credited with first career pass defended...(12/5) at GB: Matched season high with two tackles (one solo).

COLLEGE: Played in 42 games in four years at South Carolina State...A 2009 first-team All-MEAC selection...Led team to a 10-2 record...Finished senior season with 48 tackles and a team-high 11 passes defended...Led team with five interceptions as a junior...Also served as a spot punt returner.

PERSONAL: Attended Rock Hill (S.C.) High School...Helped football team to state championship in 2004...Also played basketball, helping school to state title during senior season.



PHILLIP ADAMS' NFL STATISTICS

Year	Team	TACKLES							INTERCEPTIONS					FUMBLES		
		GP	GS	Tot	Solo	Asst	Sk	Yds	No	Yds	Lg	TD	PD	FF	FR	Yds
2010	San Francisco	15	0	13	9	4	0.0	0.0	0	0	0	0	1	0	0	0
2011	New England	6	0	8	7	1	0.0	0.0	1	0	0	0	1	0	0	0
	Seattle	1	0	0	0	0	0.0	0.0	0	0	0	0	0	0	0	0
	11 totals	7	0	8	7	1	0.0	0.0	1	0	0	0	1	0	0	0
2012	Oakland	15	2	16	11	5	0.0	0.0	2	0	0	0	6	0	0	0
NFL totals (three years)		37	2	37	27	10	0.0	0.0	3	0	0	0	8	0	0	0

ADDITIONAL STATISTICS: Career interceptions – Peyton Manning, Tyler Palko, Brandon Weeden. Special-teams tackles – 9 in 2010, 3 in 2011; NFL total: 12. Fumbles-lost: 2-2 in 2012.

SINGLE-GAME HIGHS & CAREER MILESTONES: TACKLES: Total – 5, vs. Den., 12/6/12. Solo – 4, vs. Den., 12/6/12. Interceptions – 1, three times; last vs. Den., 12/6/12. PUNT RETURNS: Returns – 5, at Mia., 9/16/12. Yards – 58, at Mia., 9/16/12. Long – 47, at Mia., 9/16/12. NFL debut: at Sea., 9/12/10. First NFL interception: vs. KC, 11/21/11 (T.Palko).

PHILLIP ADAMS GAME-BY-GAME

2010, SAN FRANCISCO

Date	Opp	GP	GS	Tot	So	As	Sk	Yd	Int	Yd	Lg	TD	PD	FF	FR	
09/12	at Sea-L	1	0	1	1	0	0.0	0.0	0	0	0	0	0	0	0	
09/20	NO-L	1	0	2	1	1	0.0	0.0	0	0	0	0	0	0	0	
09/26	at KC-L	1	0	1	0	0	0.0	0.0	0	0	0	0	0	0	0	
10/03	at Atl-L	1	0	0	0	0	0.0	0.0	0	0	0	0	0	0	0	
10/10	Phi-L	1	0	1	1	0	0.0	0.0	0	0	0	0	0	0	0	
10/17	Oak-W	1	0	1	0	1	0.0	0.0	0	0	0	0	0	0	0	
10/24	at Car-L	1	0	0	0	0	0.0	0.0	0	0	0	0	0	0	0	
10/31	Den-W	1	0	1	1	0	0.0	0.0	0	0	0	0	0	0	0	
11/14	StL-W	1	0	1	1	0	0.0	0.0	0	0	0	0	0	0	0	
11/21	TB-L	1	0	0	0	0	0.0	0.0	0	0	0	0	0	0	0	
11/29	at Ari-W	1	0	1	1	0	0.0	0.0	0	0	0	0	1	0	0	
12/05	at GB-L	1	0	2	1	1	0.0	0.0	0	0	0	0	0	0	0	
12/12	Sea-W	1	0	0	0	0	0.0	0.0	0	0	0	0	0	0	0	
12/16	at SD-L	1	0	1	0	1	0.0	0.0	0	0	0	0	0	0	0	
12/26	at StL-L	1	0	1	1	0	0.0	0.0	0	0	0	0	0	0	0	
01/02	Ari-W	(inactive)														
10 TOTALS		15	0	13	9	4	0.0	0.0	0	0	0	0	1	0	0	

2011, NEW ENGLAND

Date	Opp	GP	GS	Tot	So	As	Sk	Yd	Int	Yd	Lg	TD	PD	FF	FR	
09/12	at Mia-W	(not on roster)														
09/18	SD-W	(not on roster)														
09/25	at Buf-L	0	0	0	0	0	0.0	0.0	0	0	0	0	0	0	0	
10/02	at Oak-W	1	0	0	0	0	0.0	0.0	0	0	0	0	0	0	0	
10/09	NYJ-W	(not on roster)														
10/16	Dal-W	(not on roster)														
10/30	at Pit-L	1	0	1	0	1	0.0	0.0	0	0	0	0	0	0	0	
11/06	NYG-L	1	0	1	1	0	0.0	0.0	0	0	0	0	0	0	0	
11/13	at NYJ-W	1	0	2	2	0	0.0	0.0	0	0	0	0	0	0	0	
11/21	KC-W	1	0	1	1	0	0.0	0.0	1	0	0	0	1	0	0	
11/27	at Phi-W	1	0	3	3	0	0.0	0.0	0	0	0	0	0	0	0	

2011, SEATTLE

Date	Opp	GP	GS	Tot	So	As	Sk	Yd	Int	Yd	Lg	TD	PD	FF	FR	
12/24	SF-L	1	0	0	0	0	0.0	0.0	0	0	0	0	0	0	0	
01/01	at Ari-L	(inactive)														
11 TOTALS		7	0	8	7	1	0.0	0.0	1	0	0	0	1	0	0	

2012, OAKLAND

Date	Opp	GP	GS	Tot	So	As	Sk	Yd	Int	Yd	Lg	TD	PD	FF	FR	
09/10	SD-L	1	0	0	0	0	0.0	0.0	0	0	0	0	0	0	0	
09/16	at Mia-L	1	0	0	0	0	0.0	0.0	0	0	0	0	0	0	0	
09/23	Pit-W	1	0	0	0	0	0.0	0.0	0	0	0	0	0	0	0	
09/30	at Den-L	1	0	0	0	0	0.0	0.0	0	0	0	0	0	0	0	
10/14	at Atl-L	1	0	3	2	1	0.0	0.0	0	0	0	0	0	0	0	
10/21	Jac-W	1	0	2	2	0	0.0	0.0	0	0	0	0	0	0	0	
10/28	at KC-W	1	0	2	1	1	0.0	0.0	0	0	0	0	0	0	0	
11/04	TB-L	1	0	1	1	0	0.0	0.0	0	0	0	0	0	0	0	
11/11	at Bal-L	1	0	0	0	0	0.0	0.0	0	0	0	0	0	0	0	
11/18	NO-L	1	0	0	0	0	0.0	0.0	0	0	0	0	0	0	0	
11/25	at Cin-L	1	0	0	0	0	0.0	0.0	0	0	0	0	0	0	0	
12/02	Cle-L	1	0	1	0	1	0.0	0.0	1	0	0	0	2	0	0	
12/06	Den-L	1	0	5	4	1	0.0	0.0	1	0	0	0	2	0	0	
12/16	KC-W	1	1	1	1	0	0.0	0.0	0	0	0	0	0	0	0	
12/23	at Car-L	1	1	1	0	1	0.0	0.0	0	0	0	0	2	0	0	
12/30	at SD-L	(injured reserve – groin)														
12 TOTALS		15	2	16	11	5	0.0	0.0	2	0	0	0	6	0	0	



David AUSBERRY

TIGHT END | USC

HT: 6-4

WT: 258

Born: 9/25/87

Acquired: D7-'11

Third NFL season

Third Raiders Season

High School: Lemoore (Lemoore, Calif.)

Selected by Oakland Raiders in seventh round (241st overall) of 2011 NFL Draft, April 30, 2011...Signed first contract, July 31, 2011.

CAREER: Has flashed as an athletic threat in the passing game over his first two seasons, having played primarily on special teams...Averaged 13.1 yards per reception in 2012, including 31- and 20-yard grabs...Owns 13 special-teams tackles over his first two years.

2012: Played in all 16 games, extending his games-played streak to 24... In 98 offensive snaps, caught seven passes for 92 yards (13.1 avg.) – both career highs – but none over the season's final seven games...Played primarily over the season's second half on special teams, where he finished tied for fourth on the club with five tackles...A wide receiver in college, provided the Raiders a speedy, athletic option at tight end...(9/10) vs. SD: Caught a 12-yard pass in the third quarter...(9/16) at Mia.: Set up a field goal just prior to halftime with a career-long 31-yard reception; on the play, used pure athleticism to stiff-arm a defender and gain 27 yards after the catch...(9/23) vs. Pit.: Caught a 13-yard pass to help set up a game-tying, second-quarter TD, in a 34-31 win...(10/14) at Atl.: In heartbreaking loss at undefeated Falcons, made an athletic move to gain 12 yards and a first down, extending a field-goal drive...(10/21) vs. Jac.: Held without a catch, snapping a six-game reception streak, dating to 2011...(11/11) at Bal.: Caught two passes, an early career high, including a 20-yard third-down conversion on a wheel route down the sideline on Oakland's first drive.

2011: Played in 12 games in first NFL season...Had two receptions, for 14 yards...Tied for second on the team with eight special-teams tackles... Inactive for four games, including first three contests of the season...(10/2) vs. NE: Made NFL debut, seeing action on special teams...(10/9) at HOU: Was part of an outstanding special-teams effort that helped Raiders to an emotional victory one day after the passing of owner Al Davis...Tied for team lead with two special-teams tackles...(10/16) vs. Cle.: Recorded first career reception in memorable victory; hauled in a 4-yard pass from Jason Campbell, converting a third down and setting up a first-and-goal and a 4-yard touchdown run by Darren McFadden two plays later...Posted his first career rushing attempt, in the third quarter, for -2 yards around left end...(10/23) vs. KC: Recovered a fumble on kickoff-return duty...(11/12) vs. SD: Posted second reception of the season, hauling in a 10-yard pass from Carson Palmer in the second quarter.

COLLEGE: Played four years at both wide receiver and tight end at USC... Had 64 career receptions for 700 yards and seven touchdowns...Made 11 career starts...Appeared in all 13 games as a senior, totaling 20 receptions for 252 yards (12.6 avg.) with four touchdowns...Added two carries for 14 yards...Hauled in a 46-yard catch against Hawaii...Had a season-high four receptions for 53 yards and a touchdown against California...Started the first six games of the season as a junior in 2009...Missed six games due to injury but returned for the Emerald Bowl against Boston College...

AT A GLANCE

- Last name is pronounced OZ-bare-ee.
- Has 13 special-teams tackles over first two seasons, including eight as a rookie, tied for second on team in 2011.
- Played four years at both wide receiver and tight end at USC...Had 64 career receptions for 700 yards and seven touchdowns.
- Cousin of Tommie Smith, the 1968 Olympic gold medalist in the 200-meters who is long remembered (along with John Carlos) for his salute on the medal stand.

Totaled 12 receptions for 123 yards (10.2) in seven games...Played in 12 games as a sophomore...Had six receptions for 85 yards and one touchdown...Had three receptions for 74 yards against Oregon, including a 59-yard touchdown...Played in 12 games with five starts at WR as a redshirt freshman...Totaled 26 receptions for 240 yards and one touchdown...Set a career high with five receptions for 46 yards in his collegiate debut, against Idaho...Had a 14-yard touchdown reception at Oregon...Hauled in a 15-yard touchdown against Illinois in the Rose Bowl...Sociology major.

PERSONAL: Last name is pronounced OZ-bare-ee...Cousin of Tommie Smith, the 1968 Olympic gold medalist in the 200 meters who is long remembered (along with John Carlos) for his salute on the medal stand...Attended Lemoore (Calif.) High School and played wide receiver, defensive back and punter...Honors as a senior included Parade All-America, USA Today first-team All-USA and Yosemite League MVP...Also participated in U.S. Army All-American Game...Had 55 catches for 930 yards (16.9 avg.) with 13 touchdowns, and ran for 489 yards on 46 carries (10.6) with 13 touchdowns...Added four interceptions and two fumble recoveries...Had 17 kickoff returns for 557 yards (32.8) and averaged 40.8 yards on 43 punts in 2005 as team won the CIF Central Section Division III title...As a junior in 2004, was an all-league selection while catching 56 passes for 850 yards (15.2 avg.) with seven scores, adding 350 rushing yards with six touchdowns...Received all-league honors as a sophomore in 2003 after recording 800 receiving yards and 10 touchdowns...Also competed on the track team, with a best of 22-10 in the long jump...Visited the VA Hospital of San Francisco in November 2011.



DAVID AUSBERRY'S NFL STATISTICS

Year	Team	RECEIVING							RUSHING				
		GP	GS	No	Yds	Avg	Lg	TD	Att	Yds	Avg	Lg	TD
2011	Oakland	12	0	2	14	7.0	10	0	1	-2	-2.0	-2	0
2012	Oakland	16	0	7	92	13.1	31	0	0	0	-	-	0
NFL totals (two years)		28	0	9	106	11.8	31	0	1	-2	-2.0	-2	0

ADDITIONAL STATISTICS: Special-teams tackles – 8 in 2001, 5 in 2012; NFL total: 13. Special-teams fumble recoveries – 1 in 2011. Fumbles – none.

SINGLE-GAME HIGHS & CAREER MILESTONES: RECEIVING: Receptions – 2, at Bal., 11/11/12. Yards – 31, at Mia., 9/16/12. Long – 31, at Mia., 9/16/12. NFL debut: vs. NE, 10/2/11. First NFL reception: vs. Cle., 10/16/11 (4 yards, J.Campbell). Rushing attempt: vs. Cle., 10/16/11 (-2 yards).

DAVID AUSBERRY GAME-BY-GAME

2011, OAKLAND

Date	Opp	GP	GS	No	Yds	Avg	Lg	TD
09/12	at Den-W		(inactive)					
09/18	at Buf-L		(inactive)					
09/25	NYJ-W		(inactive)					
10/02	NE-L	1	0	0	0	-	-	0
10/09	at Hou-W	1	0	0	0	-	-	0
10/16	Cle-W	1	0	1	4	4.0	4	0
10/23	KC-L	1	0	0	0	-	-	0
11/06	Den-L		(inactive)					
11/10	at SD-W	1	0	0	0	-	-	0
11/20	at Min-W	1	0	0	0	-	-	0
11/27	Chi-W	1	0	0	0	-	-	0
12/04	at Mia	1	0	0	0	-	-	0
12/11	at GB-L	1	0	0	0	-	-	0
12/18	Det-L	1	0	0	0	-	-	0
12/24	at KC-W	1	0	0	0	-	-	0
01/01	SD-L	1	0	1	10	10.0	10	0
11 TOTALS		12	0	2	14	7.0	10	0

2012, OAKLAND

Date	Opp	GP	GS	No	Yds	Avg	Lg	TD
09/10	SD-L	1	0	1	12	12.0	12	0
09/16	at Mia-L	1	0	1	31	31.0	31	0
09/23	Pit-W	1	0	1	13	13.0	13	0
09/30	at Den-L	1	0	1	9	9.0	9	0
10/14	at Atl-L	1	0	1	12	12.0	12	0
10/21	Jac-W	1	0	0	0	-	-	0
10/28	at KC-W	1	0	0	0	-	-	0
11/04	TB-L	1	0	0	0	-	-	0
11/11	at Bal-L	1	0	2	15	7.5	20	0
11/18	NO-L	1	0	0	0	-	-	0
11/25	at Cin-L	1	0	0	0	-	-	0
12/02	Cle-L	1	0	0	0	-	-	0
12/06	Den-L	1	0	0	0	-	-	0
12/16	KC-W	1	0	0	0	-	-	0
12/23	at Car-L	1	0	0	0	-	-	0
12/30	at SD-L	1	0	0	0	-	-	0
12 TOTALS		16	0	7	92	13.1	31	0



Brandon BAIR

DEFENSIVE LINE | OREGON

HT: 6-6

WT: 285

Born: 11/24/84

Acquired: FA-'12

Second NFL season

Second Raiders Season

High School: South Fremont (St. Anthony, Idaho)

Signed by Kansas City Chiefs as non-drafted free agent, July 27, 2011...Waived by Chiefs, Aug. 31, 2012...Signed to Oakland Raiders practice squad, Sept. 12, 2012...Promoted by Raiders to active roster, Dec. 29, 2012.

CAREER: Officially a second-year NFL player, enters the season bidding for a roster spot...Earned one of those 53 jobs just prior to the Raiders' 2012 regular-season finale, but was inactive, having spent the first 16 weeks on the practice squad...A non-drafted rookie, made the Chiefs' season-opening roster in 2011 but was inactive all 16 games...Has not played an official football game since his final Oregon contest, Jan. 10, 2011, a start in the BCS National Championship vs. Auburn.

2012: Did not play...Promoted to the active roster on Dec. 29, the day before the season finale; had spent the previous 16 weeks on the practice squad...Originally signed a practice-squad contract on Sept. 12...Spent the preseason in Kansas City, before the Chiefs waived him Aug. 31.

2011: Did not play...Inactive for all 16 Kansas City games as a rookie...Initially entered the NFL as a non-drafted free agent in 2011 and became team's only undrafted rookie to make season-opening roster.

COLLEGE: Two-year starter at defensive end at Oregon...Played in 52 games with 26 starts in four years with the Ducks...Began college career as a tight end before moving to defensive end...Totaled 106 tackles (56 solo), 25.5 tackles for loss, five sacks, 12 passes defended, one forced fumble and two fumble recoveries...Started all 13 games as a senior in 2010, including the BCS National Championship vs. Auburn (1/10/11)...In 2010, recorded 47 tackles (25 solo), 16 tackles for loss, three sacks, eight passes defended and two quarterback hurries to earn second-team All-Pac-10 honors...As a 2009 junior, started all 13 games, producing 45 tackles (21 solo), 9.5 tackles for loss and four passes defended...Gamed

AT A GLANCE

- Kansas City's only non-drafted rookie to make the 2011 roster, was inactive all 16 games.
- Spent majority of 2012 season on Raiders practice squad. Promoted for the final game, was inactive.
- Recruited to Oregon and signed by Chip Kelly as a tight end, converted to defense after arriving in Eugene.
- Started the BCS National Championship vs. Auburn on Jan. 10, 2011, and posted two tackles.

honorable mention All-Pac-10 accolades...As a 2008 sophomore, played in all 13 games, tallying 8.5 tackles for loss, one pass defended and a fumble recovery...As a redshirt freshman in 2007, appeared in all 13 games, finishing with six tackles...Redshirted as a true freshman in 2006, when he began the season at tight end before transitioning to the defensive line.

PERSONAL: Bair and his wife, Jordan, have two children, Brooklyn and Rylee...Attended South Fremont High School in St. Anthony, Idaho...A first-team all-state defensive selection as a senior, accumulated 32 tackles and two sacks...Also had 20 catches for 260 yards and three touchdowns as a tight end.



Khalif BARNES

TACKLE | WASHINGTON

HT. 6-6 WT. 321

Born: 4/21/82

Acquired: UFA-09 (Jac.)

Ninth NFL season

Fifth Raiders season

High School: Mt. Miguel (Spring Valley, Calif.)

Selected by Jacksonville Jaguars in second round (52nd overall) of 2005 NFL Draft, April 23, 2005...Signed first contract, July 21, 2005...Signed as unrestricted free agent with Oakland Raiders, March 16, 2009...Re-signed with Raiders as free agent, March 9, 2010...Re-signed with Raiders as unrestricted free agent, Aug. 1, 2011...Re-signed with Raiders as unrestricted free agent, March 22, 2012...Re-signed with Raiders as unrestricted free agent, March 20, 2013.

CAREER: Veteran tackle has played in 107 career games with 87 starts in eight combined seasons with the Raiders and Jaguars...Emerged as a full-time starter at tackle in third season with the Silver and Black, 2011, starting all 16 games that year...Started three games as an eligible tackle in 2010, making first two career receptions, including a 2-yard TD catch...With Jacksonville, played in 60 games with 57 starts at left tackle over four seasons...Helped the Jaguars to playoff berths in 2005 and 2007, starting all three games.

2012: Played in nine games, all starts, sandwiched around a seven-game absence due to a groin injury...Saw action on 557 offensive snaps...Sustained a groin injury in Week 2 and underwent surgery Sept. 21, then battled a triceps injury over the season's final four weeks...(9/10 vs. SD: Elected by his team as a game-week captain...(9/16) at Mia.: Strained a groin with two minutes left in first half and did not return...(9/23 vs. Pit.: Inactive with groin injury, missing his first game since the end of the 2009 season (34 straight)...Also inactive for contests at Denver (9/30), at Atlanta (10/14), vs. Jacksonville (10/21), at Kansas City (10/28) and vs. Tampa Bay (11/4)...(11/11) at Bal.: After returning to practice Nov. 7, was inactive for game...(11/18) vs. NO: Returned to starting lineup in his first game since leaving with groin injury in Week 2; helped Marcel Reece to 103 rushing yards...(12/2) vs. Cle.: Sustained a triceps injury but finished the game...(12/16) vs. KC: Held Chiefs without a sack for only the third time all year and helped pave path for 203 rushing yards, including 110 from Darren McFadden, in 15-0 win...Sealed off the right side to open hole for Mike Goodson's 43-yard run on last play of third quarter...Earlier, battled at the bottom of a pile to recover a fumble and preserve a second-quarter FG drive...(12/30) at SD: Helped protect Terrelle Pryor in his first NFL start, shutting out a Chargers defense that had piled up 11 sacks the week before.

2011: Started all 16 games at RT...Helped Raiders rank seventh in the NFL in rushing (131.9 avg.)...Part of a line that aided RB Michael Bush in rushing for 977 yards...Also protected Raiders QBs, who threw for 4,119 yards...Part of a unit that surrendered just 25 sacks, lowest in franchise annals...(9/12) at Den.: Blocked for RB Darren McFadden, who totaled 150 rushing yards in a 23-20 victory...(9/18) at Buf: Helped produce 454 yards of total offense, on a line that did not surrender a sack...(9/25) vs. NYJ: Helped team produce a season-high 234 yards rushing, including McFadden's career-high 171...(10/2) vs. NE: Part of an offense that racked up a season-high 504 total yards and offense that did not surrender a sack...(11/10) at SD: Helped offense total 489 yards, including 191 rushing...(12/18) vs. Det.: Protected QB Carson Palmer, who passed for 345 yards...Part of an offense that totaled 477 yards...(12/24) at KC: Part of a line that did not surrender a sack...(1/1/12) vs. SD: Helped Palmer pass for 417 yards, the third-highest total in franchise history...Part of a line that did not allow a sack for the second straight game.

AT A GLANCE

- First name is pronounced kuh-LEEF.
- Has started all or parts of the past four seasons for the Raiders at tackle.
- In 107 NFL games over eight seasons, has 87 career starts with Oakland and Jacksonville.
- Began as a defensive lineman at the University of Washington and didn't move to offense until the last week of practice his freshman year.
- Sister, Ijlal, played basketball at San Diego State, and brother, Ahmad, played football at Texas Southern.

2010: Saw action in all 16 games, making three starts as an eligible tackle...Totaled 8 yards on two receptions, including his first career TD catch...(9/19) vs. StL: Saw action at tackle in a reserve role...(10/31) vs. Sea.: Posted first career reception, for 6 yards as an eligible tackle...(11/7) vs. KC: Started as an extra lineman...Caught a 2-yard TD pass from Jason Campbell in the third quarter, giving Raiders a 14-13 lead en route to 23-20 overtime triumph...(12/5) at SD: Started as an extra offensive lineman.

2009: Saw action in six games with two starts in first season with Raiders...Inactive for nine contests...(9/27) vs. Den.: Made Raiders debut, playing on special teams...(10/25) vs. NYJ: Made first Raiders start, at RT...(11/1) at SD: Started at RT...Blocked on a drive that included six straight runs and culminated in a 3-yard touchdown by RB Justin Fargas.

2008: Started all 16 games at LT in final season with Jacksonville...Helped both Maurice Jones-Drew and Fred Taylor rank among the AFC's top 20 rushers...(9/21) at Ind.: Part of an offensive line that allowed no sacks...Helped both Taylor and Jones-Drew top 100 yards in 23-21 win...(10/12) at Den.: Helped Jones-Drew rush for 125 yards and two touchdowns in 24-17 triumph...Pass blocking helped David Garrard throw for 276 yards and a TD...(11/9) at Det.: Blocking allowed RBs to rush for a combined 150 yards and three TDs in 38-14 victory...(11/23) vs. Min.: Pass blocking helped Garrard throw for a career-high 317 yards.

2007: Played in a then-career-high 16 games, with 14 starts...Was only Jacksonville offensive lineman to play in all 16 games...Part of an offensive line that allowed only 31 sacks...Helped Garrard set single-season franchise records in passer rating (102.2) and completion percentage (64.0), while the Jaguars ranked second in the NFL with 2,391 rushing yards (149.4 per game), second-most in team history...Helped Jacksonville average 4.7 yards per carry, first in the AFC and third in the NFL...Team also led the NFL with six rushes of 50-plus yards, and ranked second with 68 rushes of 10-plus yards...(9/23) at Den: Suffered ankle injury in the second quarter...(10/7) at KC: Played only on FG/PAT unit due to ankle injury...(10/14) vs. HOU: Blocked for running game that produced 244 yards on 26 carries (9.4 avg.), the highest single-game average in franchise history...

VETERANS

BARNES *continued...*

Part of an offensive line that didn't allow a sack in consecutive games for the first time in franchise history, before Jacksonville also accomplished the feat vs. Carolina (12/9) and at Pittsburgh (12/16)...Postseason: (1/5/08) at Pit.: Started AFC Wild Card game at left tackle, a 31-29 win... (1/12/08) at NE: Started in AFC Divisional playoff game.

2006: Started 15 games at left tackle...Helped Jaguars set a single-season franchise record with 2,541 rushing yards (158.8 per game)...Helped pave the way for a franchise-record 5.0-yard rushing average...Part of an offensive line that allowed only 30 sacks, the second-fewest in team history...(11/12) vs. Hou.: Inactive, ending a streak of 20 consecutive starts...(12/10) vs. Ind.: Part of an offensive line that led Jaguars to a franchise-record 375 rushing yards, in 44-17 triumph over eventual Super Bowl winner.

2005: Played in 13 games with 12 starts at LT as a rookie...Did not allow a sack in his first 11 starts...Started 12 straight games to close the season...(10/2) vs. Den.: Made NFL debut...(10/9) vs. Cin.: Made first career start...Postseason: (1/7/06) at NE: Started in AFC Wild Card game... Played the entire second half with a broken leg.

COLLEGE: Started at both right and left tackle in four seasons at Washington...Moved from defensive tackle as a redshirt freshman...Allowed just three sacks in final two seasons...Anchored offensive line at left tackle for the first five games of senior season before fracturing his wrist...An All-Pac-10 honorable-mention selection as a junior at left tackle...Criminal justice major.

PERSONAL: First name is pronounced kuh-LEEF...Sister, Ijlal, played basketball at San Diego State, and brother, Ahmad, played football at Texas Southern...Attended Mount Miguel High School in Spring Valley, Calif....Recorded 120 tackles and nine sacks as a defensive lineman his senior year...First-team all-academic selection (San Diego Union-Tribune)...Named all-league and all-CIF in 1998 and 1999...Voted the conference's most valuable defensive player...Also lettered in basketball...Volunteered in December 2011 with the Live 105 Belvedere Red, benefiting AIDS Foundation at the Home of Chicken and Waffles...In December 2012, assisted with food distribution at Oakland's Laurel Elementary School to benefit the Alameda County Community Food Bank.

KHALIF BARNES' GAMES PLAYED/STARTED

Year	Team	GP	GS
2005	Jacksonville	13	12
2006	Jacksonville	15	15
2007	Jacksonville	16	14
2008	Jacksonville	16	16
2009	Oakland	6	2
2010	Oakland	16	3
2011	Oakland	16	16
2012	Oakland	9	9
NFL totals (eight years)		107	87
Postseason		3	3

ADDITIONAL STATISTICS: Receiving – Caught 6-yard pass vs. Sea., 10/31/10; caught 2-yard TD pass from J. Campbell, vs. KC, 11/7/10; NFL totals: 2-8, TD. Miscellaneous tackles – 2 in 2008, 2 in 2012; NFL total: 4. Miscellaneous fumble recoveries – 1 in 2008.

CAREER MILESTONES: NFL debut: vs. Den., 10/2/05, with Jaguars. First NFL start: vs. Cin., 10/8/05, with Jaguars.





Alex BARRON



TACKLE | FLORIDA STATE

HT. 6-8 WT. 315
 Born: 9/28/82
 Acquired: FA-'13

Eighth NFL season
 First Raiders Season
 High School: Wilkinson (Orangeburg, S.C.)

Selected by St. Louis Rams in first round (19th overall) of 2005 NFL Draft, April 23, 2005...Signed first contract, Aug. 12, 2005...Re-signed with Rams, May 7, 2010...Traded by Rams to Dallas Cowboys for LB Bobby Carpenter, May 10, 2010...Signed as unrestricted free agent with New Orleans Saints, Aug. 5, 2011...Placed on injured reserve (knee) by Saints, Sept. 3, 2011...Waived by Saints, Oct. 21, 2011...Signed as free agent with Seattle Seahawks, May 15, 2012...Terminated by Seahawks, Aug. 27, 2012...Signed as free agent with Oakland Raiders, March 26, 2013.

CAREER: A former first-round choice, selected 19th overall by St. Louis in the 2005 NFL Draft...Signed with the Raiders, his fifth NFL team, early in the 2013 offseason...Has not played an official NFL game since Dec. 19, 2010...Did not play in 2012 after spending training camp with Matt Flynn and the Seahawks...In 2011, sustained a preseason knee injury that ended his only year with the Saints before it had a chance to start...Played in 76 games, starting 74, for the Rams over his first five NFL seasons (2005-09)...Started from 2005-06 on an offense that ranked each season among the NFL's top 10 in yards...Blocked five years for Steven Jackson, who topped 1,000 yards rushing each season...Began his career as a right tackle, but shifted to the left side in 2007, when he replaced an injured Orlando Pace.

2012: Did not play...With a healthy knee, signed with Seattle May 15...Released by Seahawks in a preseason roster reduction Aug. 27 and spent the year out of football.

2011: Signed with New Orleans as an unrestricted free agent but during one of the team's first training-camp practices, sustained a knee injury that sidelined him all of preseason...Placed on injured reserve, Sept. 3.

2010: In his lone Cowboys season, played in 11 games with one start, and dressed but did not play in three others...Inactive for the final two regular-season games...(9/12) at Was.: Started the season-opener at right tackle in place of an injured Marc Colombo (knee)...Acquired from St. Louis in a trade for LB Bobby Carpenter, May 10.

2009: In his final campaign with the Rams, was one of two St. Louis offensive linemen to start all 16 games...Helped Steven Jackson to 1,416 rushing yards (No. 1 in the NFC and second in the league) and a Pro Bowl selection.

2008: Started 15 of 16 games, helping Jackson lead the NFL by averaging 118.4 yards from scrimmage.

2007: Started all 16 games...Shifted for the first time from right to left tackle, replacing an injured Orlando Pace in the lineup vs. San Francisco (9/16).

AT A GLANCE

- Entered the league with St. Louis, selected No. 19 overall in the 2005 NFL Draft
- Started 74 of his 76 NFL games played over his first five seasons, all with the Rams. Overall, has spent time in five organizations, including Dallas, New Orleans and Seattle.
- Has not played an NFL game in three seasons, since Dec. 19, 2010, when he played as a reserve in a 33-30 Cowboys win over Washington, in Dallas.
- Made his NFL debut at left tackle in 2007, replacing an injured Orlando Pace.
- At Florida State, was a consensus first-team All-American in 2003, and a unanimous first-team All-American as a senior in 2004.

2006: A 16-game starter, helped Pro Bowler Steven Jackson lead the NFL with 2,334 yards from scrimmage.

2005: Started 11 games, most by a Rams rookie offensive lineman since Tom Newberry started 14 at left guard in 1986...(9/25) vs. Ten.: Made NFL debut as a reserve...(10/2) at NYG: Notched his first pro start, at right tackle...Voted St. Louis' rookie of the year.

COLLEGE: A three-year letterman at Florida State, started 30 of 43 career games, including all 13 as a senior, when he helped the Seminoles gain 4,470 yards and picked up unanimous All-America honors...One of three finalists for the Outland Trophy as a senior, helping lead his club to a Gator Bowl championship...As a 2003 junior, when he started all 12 games, was a consensus first-team All-American in ushering the No. 9 Seminoles to an Orange Bowl berth vs. Miami...As a sophomore, played in 14 games with five starts...Saw action in four games as a redshirt freshman...Graduated with a social science degree.

PERSONAL: Earned Prep Star and Football News All-America honors at Wilkinson High School in Orangeburg, S.C. ...As a forward in basketball, averaged a double-double in both points and rebounds.

ALEX BARRON'S GAMES PLAYED/STARTED

Year	Team	GP	GS
2005	St. Louis.....	12	11
2006	St. Louis.....	16	16
2007	St. Louis.....	16	16
2008	St. Louis.....	16	15
2009	St. Louis.....	16	16
2010	Dallas.....	11	1
2011	New Orleans.....	IR	
NFL totals (seven years)		87	75

ADDITIONAL STATISTICS: Miscellaneous tackles: 4 in 2005, 1 in 2006, 3 in 2007, 3 in 2009; NFL total: 11. Miscellaneous fumble recoveries: 1 in 2005, 1 in 2006; NFL total: 2.

CAREER MILESTONES: NFL debut vs. Ten., 9/25/05, with Rams. First NFL start: at NYG, 10/2/05, with Rams. Last NFL game: vs. Was., 12/19/10, with Cowboys. Last NFL start: at Was., 9/12/10, with Cowboys.



Tony BERGSTROM



OFFENSIVE LINE | UTAH

HT: 6-5 WT: 310
 Born: 8/6/86
 Acquired: D3-'12

Second NFL season
 Second Raiders Season
 High School: Skyline (Salt Lake City, Utah)

Selected by Oakland Raiders in third round (95th overall) of 2012 NFL Draft, April 27, 2012...Signed first contract, July 28, 2012.

2012: Dressed for 14 games and played in nine, with one start; inactive for two others...Played 110 offensive snaps...Versatile big man took pre-season practice reps at both left and right guard, and tackle, to provide key depth on the Raiders' line...Inactive for season's first two games...(9/23) vs. Pit.: Dressed for the first time, creating depth with Khalif Barnes (groin) inactive, but did not play...(10/14) at Atl.: Made his NFL debut, as part of the field-goal and PAT units...(11/11) at Bal.: Played most of the fourth quarter, taking his first snaps on the offensive line; began at guard before moving to tackle...(11/18) vs. NO: Saw several snaps as a blocking tight end, helping Marcel Reece to 103 yards on the ground...(12/16) vs. KC: As a blocking tight end, helped pave path for 203 rushing yards, including 110 from Darren McFadden, in 15-0 win...(12/23) at Car.: Saw spot duty as a blocking TE, then played the final two series at right guard for an injured Mike Brisiel (concussion) ...(12/30) at SD: Made his first career start, playing 37 snaps while alternating at right guard with fellow rookie Lucas Nix; helped protect Terrelle Pryor in his first NFL start, shutting out a Chargers defense that had piled up 11 sacks the week before.

COLLEGE: Started final 38 games at right tackle, playing in 48 career contests at Utah...As a senior, earned first-team All-Pac-12 honors after starting 12 games...Named to preseason watch lists for Outland Trophy and Lowe's Senior CLASS Award ...Graded a team-high and career-best 85 percent for blocking consistency...As a junior, named second-team All-Mountain West Conference by league's coaches and media...Started all 13 games at right tackle, grading out at 83 percent...Posted 15 touchdown blocks and 48 knockdowns as part of an offensive line that ranked 13th in the nation by allowing just 12 quarterback sacks...Had a season-high 87-percent grade and two touchdown-resulting blocks vs. San Diego State...Helped offense average 389 yards per game...Helped Utes rank 23rd nationally in scoring (33.08 points per game)...As a sophomore academic all-conference player, started all 13 games at right tackle...Produced 41 knockdowns and delivered 12 touchdown blocks...Helped Utes average 389.54 yards per game and allow just 20 sacks...Returned from his LDS mission and saw action in 12 games as a freshman...Earned first career start when he lined up at left tackle vs. UNLV, finishing with two knockdowns and one touchdown block...Named to honor roll and academic all-conference...Chemical engineering major.

AT A GLANCE

- The first player drafted in the tenure of General Manager Reggie McKenzie, selected as the last pick in the third round, a compensatory selection awarded by the NFL.
- Closed his college career by starting 38 straight games over his final three seasons.
- After serving a two-year mission, was the oldest Raiders rookie in 2012 at 26 years of age.
- Brother-in-law, Paul Kruger, who helped Baltimore win Super Bowl XLVII, enters his fifth NFL season.

PERSONAL: Brother-in-law, Paul Kruger, the Ravens' second-round selection in the 2009 NFL Draft, starts on the Cleveland defensive line after helping Baltimore to a Super Bowl title in 2012...Attended Skyline High School in Salt Lake City, Utah...An all-state selection in 2004, adding Region III Player of the Year and team Most Valuable Player honors, also served as team captain...Led team to region title and state semifinals...Led team to state finals as a sophomore and junior...Also lettered three years in basketball and twice in track...A three-time honor-roll student and an academic all-state pick, also received a Scholar Leader Athlete nomination from the National Football Foundation and College Hall of Fame...Served an LDS mission for two years...Volunteered at the Gatorade Junior Training Camp in San Leandro, Calif., in November 2012.

TONY BERGSTROM'S GAMES PLAYED/STARTED

Year	Team	GP	GS
2012	Oakland	9	1

CAREER MILESTONES: NFL debut: at Atl., 10/14/12. First NFL start: at SD, 12/30/12.





Christo BILUKIDI

DEFENSIVE TACKLE | GEORGIA STATE

HT: 6-5

WT: 320

Born: 12/13/89

Acquired: D6-12

Second NFL season

Second Raiders Season

High School: St. Patricks (Ottawa, Ontario, Canada)

Selected by Oakland Raiders in sixth round (189th overall) of 2012 NFL Draft, April 28, 2012...Signed first contract, June 7, 2012.

2012: Played in 13 games as a reserve defensive tackle...On 243 defensive snaps, finished rookie season with 12 tackles (eight solo) and one pass broken up...Started preseason finale at Seattle (8/30) in place of Tommy Kelly (coaches' decision)... (9/10) vs. SD: Made his NFL debut, playing seven snaps on the defensive line...(9/23) vs. Pit.: Inactive...(10/14) at Atl.: Inactive...(10/21) vs. Jac.: Saw several defensive snaps in 26-23 overtime victory...(11/4) vs. TB: Inactive...(11/11) at Bal.: Played several snaps on the interior, with starter Richard Seymour (hamstring), inactive...(12/2) vs. Cle.: Swatted away a Brandon Weeden pass, and put pressure on the QB just before Weeden released his second-quarter INT.

COLLEGE: A two-year starter at Georgia State, after transferring from Eastern Arizona Junior College, primarily played at defensive tackle but also saw action at defensive end...Recorded 10 career sacks, establishing the program record, and 16 tackles for loss...Led team with five sacks and nine tackles for loss in final collegiate season, 2011...Collected 38 tackles, one pass defended, one fumble recovery and one forced fumble...Recorded two key plays in win over South Alabama, a stop on fourth-and-goal and a forced fumble at the 6-yard line...Had two tackles for loss against Murray State...Named preseason all-independent by Phil Steele...As a junior, led team with five sacks in first season at Georgia State...Had seven tackles for loss and two forced fumbles...Credited with 26 solo tackles and 25 assists...Started every game...Voted the team's Outstanding Defen-

AT A GLANCE

- Last name is pronounced bill-oo-KEE-dee.
- The first player from Georgia State drafted by an NFL team, had 10 career sacks in two years.
- Born in Angola, Africa, the country for which his father is still a diplomat. Also has lived in France and Brazil before playing high-school football in Canada.
- Speaks several languages.

sive Lineman by his teammates...Had key fourth-quarter sack in win over Campbell and posted a season-high six tackles in the game...Registered a sack and caused a fumble in fourth quarter of win over N.C. Central...Recorded a career-high seven tackles at Old Dominion...Posted 27 tackles at Eastern Arizona in 2009.

PERSONAL: Born in Angola, in Southwest Africa, also has lived in France and Brazil... Father is an Angolan diplomat...Attended St. Patrick's High School in Ottawa, Ontario, Canada...Played only one year of football, but was a four-year letterman and second-team all-region selection in basketball...Speaks fluent French and other languages.

CHRISTO BILUKIDI'S NFL STATISTICS


Year	Team	GP	GS	Tot	TACKLES				Yds	INTERCEPTIONS					FUMBLES		
					Solo	Asst	Sk	Yds		No	Yds	Lg	TD	PD	FF	FR	Yds
2012	Oakland	13	0	12	8	4	0.0	0.0	0	0	0	0	0	1	0	0	0

SINGLE-GAME HIGHS & CAREER MILESTONES: TACKLES: Total – 3, vs. Den., 12/6/12. Solo – 3, vs. Den., 12/6/12. PASSES DEFENSED: 1, vs. Cle., 12/2/12. NFL debut: vs. SD, 9/10/12

CHRISTO BILUKIDI GAME-BY-GAME

2012, OAKLAND

Date	Opp	GP	GS	Tot	So	As	Sk	Yd	Int	Yd	Lg	TD	PD	FF	FR
09/10	SD-L	1	0	0	0	0	0.0	0.0	0	0	0	0	0	0	0
09/16	at Mia-L	1	0	1	0	1	0.0	0.0	0	0	0	0	0	0	0
09/23	Pit-W	(inactive)													
09/30	at Den-L	1	0	0	0	0	0.0	0.0	0	0	0	0	0	0	0
10/14	at Atl-L	(inactive)													
10/21	Jac-W	1	0	0	0	0	0.0	0.0	0	0	0	0	0	0	0
10/28	at KC-W	1	0	0	0	0	0.0	0.0	0	0	0	0	0	0	0
11/04	TB-L	(inactive)													
11/11	at Bal-L	1	0	2	2	0	0.0	0.0	0	0	0	0	0	0	0
11/18	NO-L	1	0	0	0	0	0.0	0.0	0	0	0	0	0	0	0
11/25	at Cin-L	1	0	1	0	1	0.0	0.0	0	0	0	0	0	0	0
12/02	Cle-L	1	0	2	1	1	0.0	0.0	0	0	0	0	1	0	0
12/06	Den-L	1	0	3	3	0	0.0	0.0	0	0	0	0	0	0	0
12/16	KC-W	1	0	1	0	1	0.0	0.0	0	0	0	0	0	0	0
12/23	at Car-L	1	0	1	1	0	0.0	0.0	0	0	0	0	0	0	0
12/30	at SD-L	1	0	1	1	0	0.0	0.0	0	0	0	0	0	0	0
12 TOTALS		13	0	12	8	4	0.0	0.0	0	0	0	0	1	0	0



Tyvon BRANCH

SAFETY | CONNECTICUT

HT: 6-0

WT: 210

Born: 12/11/86

Acquired: D4-'08

Sixth NFL season

Sixth Raiders Season

High School: Cicero (Syracuse, N.Y.)

Selected by Oakland Raiders as first of two selections in fourth round (100th overall) of 2008 NFL Draft, April 27, 2008...Signed first contract, July 16, 2008...Placed on reserve/injured (shoulder), Nov. 5, 2008...Designated franchise player, March 2, 2012...Signed franchise-player contract, May 7, 2012...Signed contract extension, July 14, 2012.

CAREER: Talented safety has topped the 100-tackle mark in each of the last four seasons, including a career-high 146 in 2012...Named an alternate for the Pro Bowl in 2011...Has started 62 of the last 64 games at SS over the past four seasons, since a shoulder injury cut short his rookie campaign...Pivotal to the Raiders, has helped Oakland to a 6-1 record when he registers a takeaway (four INT, three fumble recoveries), and a 5-1 mark when he sacks the quarterback...Career totals include 493 tackles (357 solo), four interceptions, six sacks, 23 passes defended and three forced fumbles...Also has returned eight kickoffs for 120 yards.

2012: Played and started 14 games, missing one due to a neck injury and the other due to a badly sprained ankle...In 835 snaps, finished second on the team with a career-high 146 tackles (90 solo); also had three tackles for loss, one interception, eight QB hurries, two QB hits and seven passes defended...Signed a long-term contract over the offseason, after the team designated him its franchise player... (9/10) vs. SD: Credited by coaches with two big hits and a pass broken up... (9/16) at Mia.: Posted at the time a career-best 16 tackles (11 solo), including two big hits; twisted an ankle in the third quarter, but returned to action... (9/23) vs. Pit.: In 34-31 win, eclipsed his career high from the previous week with 17 tackles, two of which came on crushing hits...Also hurried Ben Roethlisberger to force a first-quarter incomplection, and broke up a second-quarter pass to force a punt... (9/30) at Den.: Made a TD-saving tackle of Willis McGahee in first quarter, on a drive ending in a FG... (10/14) at Atl.: In second quarter of heartbreaking loss to undefeated Falcons, registered his first INT since 9/25/11, picking off Matt Ryan to set up a touchdown... (10/21) vs. Jac.: Nearly intercepted a second-quarter pass, unable to corral the throw at his feet... (10/28) at KC: In key road win, broke up a sure go-ahead touchdown in the end zone, a pass intended for Tony Moeaki, to force a field goal in the second quarter; then delivered a big hit on QB Matt Cassel to force an incomplection just before half... (11/4) vs. TB: Dropped Doug Martin for a 1-yard loss with Oakland down 35-32 late in game, then two plays later made a third-down stop to force a punt... (11/11) at Bal.: Delivered a marrow-jarring hit on Jacoby Jones' third-quarter end-around run... (11/18) vs. NO: Inactive with a neck injury, sustained in Ravens contest; missed his first since the end of the 2008 season, snapping a string of 57 games, all starts... (11/25) at Cin.: Returned to the lineup and helped force a first-quarter punt with his QB pressure on third down; later, in a 27-10 game with seven minutes left in the game, had what would've been a 22-yard fumble-return TD taken away after an inadvertent whistle by rule forced a replay of the down... (12/2) vs. Cle.: Slowed in fourth quarter by stinger... (12/06) vs. Den.: Injured an ankle early in game, then returned in the second quarter... Drew a holding penalty in the second half... (12/16) vs. KC: Missed most of the practice week (ankle), but still played every snap in 15-0 win, Oakland's first shutout in 10 years; helped limit Chiefs to 119 total yards, fewest by a Raiders defense since 1975... Stuffed AFC's leading rusher, Jamaal Charles, for no gain on third-and-1 in fourth quarter, helping Oakland match its franchise record by allowing just 10 rushing yards... (12/23) at Car.: Again missed most of practice but still started; drew a first-quarter holding penalty that nullified a 76-yard TD run, then left later

AT A GLANCE

- First name is pronounced ty-VAHN.
- Oakland is 6-1 when he has a takeaway (four interceptions, three fumble recoveries). The team is 5-1 when he records a sack.
- Led Raiders in tackles in both 2010 and '11, and topped the 100-tackle mark for a fourth straight year in 2012.
- Has started 62 of the past 64 games.
- Ranks among NFL leaders in tackles (255) over the past two seasons.
- In 2010, tied for NFL lead among defensive backs with a career-high four sacks.
- Was the first UConn player ever to return two kickoffs for TDs in the same season.

in the first quarter with a foot injury, related to his ankle issue, and did not return... (12/30) at SD: Inactive with ankle injury.

2011: Started all 16 games for the third straight season...Led the team and ranked second among NFL defensive backs with 109 tackles (80 solo), including eight-or-more stops in six contests...Added one sack, four passes defended and one interception... Also returned two kickoffs for 31 yards... (9/12) at Den.: Recovered a second-quarter Knowshon Moreno fumble at the Broncos' 23-yard line, setting up a field goal in an eventual 23-20 win... (9/19) at Buf.: Blocked Rian Lindell's 39-yard field-goal attempt on the final play of the first half... (9/25) vs. NYJ: Posted a season-high 10 tackles (five solo)...Picked off Mark Sanchez in the end zone during a 7-7 game, preventing a first-quarter score in an eventual 34-24 win... (11/27) vs. Chi.: Picked up his sixth career sack, dropping Caleb Hanie to force a third-and-16 in the third quarter of a 25-20 win... (12/18) vs. Det.: Returned a kickoff for the first time since his rookie season... (1/11/2) vs. SD: Returned one kickoff for 16 yards.

2010: Started all 16 games for second straight season, leading team with 104 tackles (81 solo)...Tied for NFL lead among defensive backs with a career-high four sacks...Added one interception, three passes defended and one forced fumble...Also recovered two fumbles, returning one for his first career touchdown... (9/19) vs. StL.: Floored QB Sam Bradford for an 11-yard sack in a 16-14 win... (10/10) vs. SD: With one minute remaining and the Raiders protecting a 28-27 lead, scooped up a Philip Rivers fumble created by Michael Huff's sack and returned the takeaway 64 yards for a touchdown to seal an Oakland win... (10/24) at Den.: Recovered a Kyle Orton fumble inside the Broncos' 20 to set up a Darren McFadden TD during second quarter of 59-14 win... (10/31) vs. Sea.: Sacked Matt Hasselbeck in first quarter of a 3-0 game, taking Seattle out of FG position and thwarting an ominous drive that had started deep in Raiders territory; later, picked off Hasselbeck to keep Seattle out of the game, setting up an Oakland touchdown pass on the ensuing play... (11/21) at Pit.: Forced a fourth-quarter fumble that was recovered by the Raiders... (11/28) vs. Mia.: Set a season high with 11 tackles (nine solo), including a Chad Henne sack in the second quarter of a 10-7 game that forced a missed field goal, and



led to a Raiders TD on the ensuing drive...(12/11) at KC: With the Chiefs down seven and driving early in the final stanza, sacked Matt Cassel to end a drive and help set up a key insurance touchdown.

2009: One of six Raiders defenders to start all 16 games, led NFL defensive backs and ranked 10th in the league with 124 tackles (98 solo)... Had eight passes defended, one sack, six tackles for loss and two forced fumbles... Also notched four special-teams tackles...(9/14) vs. SD: Opened at strong safety in his first career start, and led team with eight solo tackles...(10/25) vs. NYJ: Recorded his first career forced fumble, stripping Thomas Jones on a second-quarter carry...(11/22) vs. Cin.: Recorded two tackles for loss, including his first career sack, dropping Carson Palmer for a 12-yard loss on a third down in the second quarter, one play before a missed field goal... Also forced a second-quarter fumble recovered by the Raiders...(12/20) at Den.: Preserved a 20-19 win by tackling TE Tony Scheffler after a long reception on the game's final snap.

2008: Saw action in eight games at safety and on special teams... Missed second half of season on injured reserve (shoulder)... Collected 10 tackles and one interception, and recovered a fumble... Returned six kickoffs for 89 yards (14.8 avg.)...(9/8) at Den.: Made NFL debut, seeing action at safety...(9/14) at KC: Playing with a cast on his injured hand, recorded first career interception, returning the first-quarter pick (Damon Huard) 36 yards to set up a Raiders field goal in a 23-8 win...(9/21) at Buf.: Recorded first career tackles...(10/12) at NO: Posted first career kickoff return, for 11 yards...(10/19) vs. NYJ: Returned a season-high four kickoffs, for 62 yards...(11/2) vs. ATL: Returned one kickoff for 16 yards, but injured shoulder on runback and missed remainder of season... Placed on injured reserve 11/5.

COLLEGE: Played in 48 games with 31 starts in four years at UConn... Made 230 career tackles (133 solo) with 7½ tackles for loss, including a half-sack... Intercepted three passes... Also returned 37 kickoffs for 980 yards (26.5 avg.) and a pair of scores... Helped UConn to its first Big East championship in 2007 and berths in the 2004 Motor City and 2007 Meineke Car Care bowls... Following senior season, played in the Hula Bowl and

was invited to the NFL scouting combine, where he topped all defensive backs with a 4.31-second time in the 40-yard dash... As a senior, started all 13 games, 12 at cornerback, with one start at safety... Named second-team All-Big East... Was team's Special Teams MVP after leading the Big East in kickoff returns, averaging 28.9 yards on 27 runbacks (780 yards, two TD)... The 780 yards marked second-best total in UConn history and the 28.9 average set a school record... Became the first Husky to ever return two kickoffs for touchdowns in the same season... Twice named Big East Special Teams Player of the Week... Also made 89 total tackles... Returned a kickoff 97 yards for a touchdown against both Rutgers and Akron... Established a school record with 184 kickoff-return yards, against Rutgers, in UConn's 38-19 win... As a junior, started all 12 games at cornerback and led all UConn defensive backs with 79 total tackles... Had 47 solo tackles, an interception and four pass breakups while also both forcing and recovering two fumbles... Appeared in all 11 games on defense and special teams, starting the last five contests at cornerback as a sophomore... Had 42 tackles (21 solo) and two interceptions... Appeared in all 12 games as a freshman... Earned a start at cornerback at Georgia Tech, becoming the only true freshman to start a game all season... Exploratory major.

PERSONAL: Earned all-state honors at Cicero-North Syracuse (N.Y.) High School... Named second-team all-Central New York and second-team all-area... Played tailback and outside linebacker for the Northstars... Won the 2004 national indoor track championship in the 60 meters (6.82 seconds)... Gatorade New York state track Athlete of the Year... Finished first at state in the 100 and 200 meters as a senior, setting a school record in the 100 (10.60)... Community involvement: In November 2011, volunteered time with NFL Play 60 Super School, at Longfellow Elementary in San Francisco... Volunteered at the November 2011 G-Fit Gatorade Clinic at the Google campus in San Francisco... Teamed up with United Way, the NFL, UPS, and East Bay Asian Youth Center at Garfield Elementary School in Oakland for Hometown Huddle 2012... Also, in November 2012, visited an Oakland school as part of the NFL Play 60 Super School campaign.

TYVON BRANCH'S NFL STATISTICS

Year	Team	TACKLES						INTERCEPTIONS					FUMBLES			
		GP	GS	Tot	Solo	Asst	Sk	Yds	No	Yds	Lg	TD	PD	FF	FR	Yds
2008	Oakland	8	0	10	8	2	0.0	0.0	1	36	36	0	1	0	0	0
2009	Oakland	16	16	124	98	26	1.0	12.0	0	0	0	0	8	2	0	0
2010	Oakland	16	16	104	81	23	4.0	40.0	1	15	15	0	3	1	2	76
2011	Oakland	16	16	109	80	29	1.0	10.0	1	0	0	0	4	0	1	0
2012	Oakland	14	14	146	90	56	0.0	0.0	1	11	11	0	7	0	0	0
NFL totals (five years)		70	62	493	357	136	6.0	62.0	4	62	36	0	23	3	3	76
Year	Team	KICKOFF RETURNS						PUNT RETURNS								
		No	Yds	Avg	Lg	TD	No	FC	Yds	Avg	Lg	TD				
2008	Oakland	6	89	14.8	20	0	0	0	0	-	-	0				
2010	Oakland	0	0	-	-	0	1	0	-4	-4.0	-4	0				
2011	Oakland	2	31	15.5	16	0	0	0	0	-	-	0				
NFL totals		8	120	15.0	20	0	1	0	-4	-4.0	-4	0				

ADDITIONAL STATISTICS: Blocked Ryan Lindell FG attempt at Buf., 9/18/11. Career interceptions -- Matt Hasselbeck, Damon Huard, Matt Ryan, Mark Sanchez. Career sacks -- Sam Bradford, Matt Cassel, Caleb Hanie, Matt Hasselbeck, Chad Henne, Carson Palmer. Special-teams tackles -- 4 in 2009, 2 in 2010, 2 in 2011; NFL total: 8. Miscellaneous fumble recoveries -- 1 in 2008.

SINGLE-GAME HIGHS & CAREER MILESTONES: TACKLES: Total -- 17, vs. Pit., 9/23/12. Solo -- 11, twice; last: at Mia., 9/16/12. INTERCEPTIONS: 1, four times; last: at Atl., 10/14/12. PASSES DEFENSED: 2, vs. KC, 11/15/09. SACKS: 1, six times; last: vs. Chi., 11/27/11.

NFL debut: vs. Den., 9/8/08. First NFL start: vs. SD, 9/14/09. First NFL interception: at KC, 9/14/08 (D.Huard). First NFL sack: vs. Cin., 11/22/09 (C.Palmer). Last interception: at Atl., 10/14/12 (M.Ryan). Punt return: at KC, 1/2/11 (D.Colquitt). Touchdowns (1): vs. SD, 10/10/10, 64-yard fumble return.

VETERANS

BRANCH *continued...*

TYVON BRANCH GAME-BY-GAME

2008, OAKLAND

Date	Opp	GP	GS	Tot	So	As	Sk	Yd	Int	Yd	Lg	TD	PD	FF	FR
09/08	Den-L	1	0	0	0	0	0.0	0.0	0	0	0	0	0	0	0
09/14	at KC-W	1	0	1	0	1	0.0	0.0	1	36	36	0	1	0	0
09/21	at Buf-L	1	0	4	3	1	0.0	0.0	0	0	0	0	0	0	0
09/28	SD-L	1	0	3	3	0	0.0	0.0	0	0	0	0	0	0	0
10/12	at NO-L	1	0	2	2	0	0.0	0.0	0	0	0	0	0	0	0
10/19	NYJ-W	1	0	0	0	0	0.0	0.0	0	0	0	0	0	0	0
10/26	at Bal-L	1	0	0	0	0	0.0	0.0	0	0	0	0	0	0	0
11/02	Atl-L	1	0	0	0	0	0.0	0.0	0	0	0	0	0	0	0
(placed on injured reserve - shoulder)															
08 TOTALS		8	0	10	8	2	0.0	0.0	1	36	36	0	1	0	0

2009, OAKLAND

Date	Opp	GP	GS	Tot	So	As	Sk	Yd	Int	Yd	Lg	TD	PD	FF	FR
09/14	SD-L	1	1	9	8	1	0.0	0.0	0	0	0	0	1	0	0
09/20	at KC-W	1	1	7	6	1	0.0	0.0	0	0	0	0	0	0	0
09/27	Den-L	1	1	10	8	2	0.0	0.0	0	0	0	0	1	0	0
10/04	at Hou-L	1	1	4	3	1	0.0	0.0	0	0	0	0	0	0	0
10/11	at NYG-L	1	1	10	7	3	0.0	0.0	0	0	0	0	1	0	0
10/18	Phi-W	1	1	4	4	0	0.0	0.0	0	0	0	0	1	0	0
10/25	NYJ-L	1	1	8	7	1	0.0	0.0	0	0	0	0	0	1	0
11/01	at SD-L	1	1	8	6	2	0.0	0.0	0	0	0	0	0	0	0
11/15	KC-L	1	1	10	8	2	0.0	0.0	0	0	0	0	2	0	0
11/22	Cin-W	1	1	12	11	1	1.0	12.0	0	0	0	0	1	1	0
11/26	at Dal-L	1	1	2	1	1	0.0	0.0	0	0	0	0	1	0	0
12/06	at Pit-W	1	1	11	6	5	0.0	0.0	0	0	0	0	0	0	0
12/13	Was-L	1	1	5	5	0	0.0	0.0	0	0	0	0	0	0	0
12/20	at Den-W	1	1	11	8	3	0.0	0.0	0	0	0	0	0	0	0
12/27	at Cle-L	1	1	10	9	1	0.0	0.0	0	0	0	0	0	0	0
01/03	Bal-L	1	1	3	1	2	0.0	0.0	0	0	0	0	0	0	0
09 TOTALS		16	16	124	98	26	1.0	12.0	0	0	0	0	8	2	0

2010, OAKLAND

Date	Opp	GP	GS	Tot	So	As	Sk	Yd	Int	Yd	Lg	TD	PD	FF	FR
09/12	at Ten-L	1	1	9	7	2	0.0	0.0	0	0	0	0	0	0	0
09/19	StL-W	1	1	5	4	1	1.0	11.0	0	0	0	0	0	0	0
09/26	at Ari-L	1	1	9	9	0	0.0	0.0	0	0	0	0	0	0	0
10/03	Hou-L	1	1	5	3	2	0.0	0.0	0	0	0	0	0	0	0
10/10	SD-W	1	1	3	2	1	0.0	0.0	0	0	0	0	0	0	1
10/17	at SF-L	1	1	9	7	2	0.0	0.0	0	0	0	0	0	0	0
10/24	at Den-W	1	1	4	4	0	0.0	0.0	0	0	0	0	0	0	1
10/31	Sea-W	1	1	8	5	3	1.0	8.0	1	15	15	0	1	0	0
11/07	KC-W	1	1	7	5	2	0.0	0.0	0	0	0	0	0	0	0
11/21	at Pit-L	1	1	6	1	5	0.0	0.0	0	0	0	0	0	1	0
11/28	Mia-L	1	1	11	9	2	1.0	9.0	0	0	0	0	1	0	0
12/05	at SD-W	1	1	4	2	2	0.0	0.0	0	0	0	0	0	0	0
12/12	at Jac-L	1	1	6	6	0	0.0	0.0	0	0	0	0	1	0	0
12/19	Den-W	1	1	5	0	0	0.0	0.0	0	0	0	0	0	0	0
12/26	Ind-L	1	1	8	7	1	0.0	0.0	0	0	0	0	0	0	0
01/02	at KC-W	1	1	5	5	0	1.0	12.0	0	0	0	0	0	0	0
10 TOTALS		16	16	104	81	23	4.0	40.0	1	15	15	0	3	1	2

2011, OAKLAND

Date	Opp	GP	GS	Tot	So	As	Sk	Yd	Int	Yd	Lg	TD	PD	FF	FR
09/12	at Den-W	1	1	6	5	1	0.0	0.0	0	0	0	0	0	0	1
09/18	at Buf-L	1	1	8	6	2	0.0	0.0	0	0	0	0	0	0	0
09/25	NYJ-W	1	1	10	5	5	0.0	0.0	1	0	0	0	1	0	0
10/02	NE-L	1	1	8	4	4	0.0	0.0	0	0	0	0	1	0	0
10/09	at Hou-W	1	1	7	6	1	0.0	0.0	0	0	0	0	0	0	0
10/16	Cle-W	1	1	8	6	2	0.0	0.0	0	0	0	0	0	0	0
10/23	KC-L	1	1	9	3	6	0.0	0.0	0	0	0	0	0	0	0
11/06	Den-L	1	1	7	5	2	0.0	0.0	0	0	0	0	0	0	0
11/10	at SD-W	1	1	6	5	1	0.0	0.0	0	0	0	0	0	0	0
11/20	at Min-W	1	1	7	6	1	0.0	0.0	0	0	0	0	0	0	0
11/27	Chi-W	1	1	8	8	0	1.0	10.0	0	0	0	0	0	0	0
12/04	at Mia	1	1	4	4	0	0.0	0.0	0	0	0	0	0	0	0
12/11	at GB-L	1	1	5	3	2	0.0	0.0	0	0	0	0	1	0	0
12/18	Det-L	1	1	5	4	1	0.0	0.0	0	0	0	0	0	0	0
12/24	at KC-W	1	1	5	5	0	0.0	0.0	0	0	0	0	1	0	0
01/01	SD-L	1	1	6	5	1	0.0	0.0	0	0	0	0	0	0	0
11 TOTALS		16	16	109	80	29	1.0	10.0	1	0	0	0	4	0	1

2012, OAKLAND

Date	Opp	GP	GS	Tot	So	As	Sk	Yd	Int	Yd	Lg	TD	PD	FF	FR
09/10	SD-L	1	1	11	4	7	0.0	0.0	0	0	0	0	1	0	0
09/16	at Mia-L	1	1	16	11	5	0.0	0.0	0	0	0	0	0	0	0
09/23	Pit-W	1	1	17	8	9	0.0	0.0	0	0	0	0	1	0	0
09/30	at Den-L	1	1	14	9	5	0.0	0.0	0	0	0	0	0	0	0
10/14	at Atl-L	1	1	9	4	5	0.0	0.0	1	11	11	0	1	0	0
10/21	Jac-W	1	1	10	4	6	0.0	0.0	0	0	0	0	1	0	0
10/28	at KC-W	1	1	9	5	4	0.0	0.0	0	0	0	0	1	0	0
11/04	TB-L	1	1	13	10	3	0.0	0.0	0	0	0	0	1	0	0
11/11	at Bal-L	1	1	10	8	2	0.0	0.0	0	0	0	0	0	0	0
11/18	NO-L	(inactive - neck)													
11/25	at Cin-L	1	1	9	6	3	0.0	0.0	0	0	0	0	0	0	0
12/02	Cle-L	1	1	15	10	5	0.0	0.0	0	0	0	0	0	0	0
12/06	Den-L	1	1	6	5	1	0.0	0.0	0	0	0	0	1	0	0
12/16	KC-W	1	1	5	4	1	0.0	0.0	0	0	0	0	0	0	0
12/23	at Car-L	1	1	2	2	0	0.0	0.0	0	0	0	0	0	0	0
12/30	at SD-L	(inactive - ankle)													
12 TOTALS		14	14	146	90	56	0.0	0.0	1	11	11	0	7	0	0



65



Mike BRISIEL

GUARD | COLORADO STATE

HT. 6-5 WT. 310

Born: 3/14/83

Acquired: UFA-12 (Hou.)

Sixth NFL season

Second Raiders Season

High School: Fayetteville (Fayetteville, Ark.)

Signed by Houston Texans as non-drafted free agent, May 4, 2006...Waived by Texans, Aug. 28, 2006...Re-signed by Texans to practice squad, Sept. 4, 2006...Released from practice squad, Oct. 9, 2006...Resigned by Texans to practice squad, Oct. 24, 2006...Re-signed by Texans as reserve/future free agent, Jan. 1, 2007...Allocated to NFLFL, Jan. 8, 2007...Waived by Texans, Sept. 1, 2007...Re-signed by Texans to practice squad, Sept. 3, 2007...Signed by Texans to active roster, Dec. 4, 2007...Placed on reserve/injured (foot), Oct. 14, 2009...Re-signed by Texans as restricted free agent, July 31, 2011...Signed by Oakland Raiders as unrestricted free agent, March 17, 2012.

CAREER: Veteran in the trenches, joined the Raiders after 50 games and 47 starts in five-plus seasons with the Houston Texans...Started the first 15 games at right guard for the Raiders in 2012...Blocked for three 1,000-yard rushing seasons, two by Arian Foster and another by Steve Slaton; helped fellow undrafted free agent Foster lead the league with 1,616 rushing yards in 2010...Part of a top-five NFL offense for three of the past four years...Named to the USA Today All-Joe Team in 2008 and 2011.

2012: Started the season's first 15 games at right guard before an ankle injury sidelined him for the finale...Played 962 snaps... (9/10) vs. SD: Started his Raiders debut, at RG... (9/16) at Mia.: Threw a key block on a first-quarter screen to spring Mike Goodson on a 64-yard, game-tying TD... (9/23) vs. Pit.: Created holes for Darren McFadden (113 rushing yards), including a point-of-attack block on a 64-yard TD in the first quarter... (10/14) at Atl.: Sustained a concussion midway through the second quarter, taking a knee to the head after throwing a downfield block on Mike Goodson's 37-yard screen reception, and did not return... (10/21) vs. Jac.: Passed all his tests to return to starting lineup in 26-23 overtime win, and provided a key block on Carson Palmer's game-tying TD late in regulation... (10/28) at KC: In 26-16 win, ushered McFadden to 114 rushing yards on a line that didn't allow a sack; made a block to spring McFadden on a 19-yard burst to give Oakland momentum on a third-quarter TD drive, then opened holes on runs by McFadden (28) and Goodson (21) on a fourth-quarter FG march to put the game out of reach... (11/18) vs. NO: Helped Marcel Reece to 103 rushing yards... (12/16) vs. KC: Held Chiefs without a sack for only the third time all year and helped pave path for 203 rushing yards, including 110 from Darren McFadden, in 15-0 win... (12/23) at Car.: Left in the fourth quarter with a concussion and did not return; also injured his ankle in the game... (12/30) at SD: Inactive with ankle injury.

2011: Started 13 games, 15 including postseason, in final season with the Texans...Named captain of the USA Today All-Joe Team, which honors undrafted players...Missed final three games of the regular season but returned to start both of Houston's playoff contests...Helped Texans rank second in the NFL in rushing (150.0 avg.)...Blocked for Arian Foster, who ranked fifth in the NFL with 1,224 rushing yards... (9/11) vs. Ind.: Started season opener and paved the way for Ben Tate's 116 yards on the ground in 34-7 win... (9/18) at Mia: Helped Tate rush for 103 yards in 23-13 triumph... (9/25) at NO: Protected Matt Schaub, who threw for 373 yards and three touchdowns... (10/2) vs. Pit.: Cleared the way for Foster to rush for 155 yards and one touchdown in 17-10 victory... (10/23) at Ten.: Part of an offense that recorded 518 total yards, the third-highest total in team history... (11/6) vs. Cle.: Helped enable team to rush for a franchise-record 261 yards, including two 100-yard rushers... (12/4) vs. Atl.: Paved way for Foster to rush for 111 yards on 31 carries, including the go-ahead TD in the fourth quarter of important 17-10 win...Postseason: (1/7/12) at Cin.: Started AFC Wild Card game in postseason debut...Helped team earn franchise's first-ever postseason victory...Helped Foster rush for 153

AT A GLANCE

- Last name is pronounced bry-ZELL.
- Twice named to USA Today's All-Joe Team (2008, 2011), which honors the league's hardest-working players never voted to the Pro Bowl.
- Played in 50 games with 47 starts in six seasons with the Houston Texans, and blocked for three 1,000-yard rushing seasons, including Arian Foster's league-leading 1,616 in 2010.
- In 2011, helped Texans rank second in the NFL with 150.0 rushing yards per game.

yards... (1/15/12) at Bal.: Started AFC Divisional playoff and assisted Foster to 132 yards, the highest rushing total ever allowed by Baltimore in a playoff contest.

2010: Saw action in 12 games with nine starts...Helped Foster pace the NFL with 1,616 yards on the ground... (9/12) vs. Ind.: Paved the way for a franchise-record 231 rushing yards by Foster... (9/19) at Was.: Provided pocket protection to allow Schaub to pile up a franchise-record 497 passing yards, with three touchdowns... (9/26) vs. Dal.: Made first start of the season, at right guard... (10/3) at Oak: Helped team rush for 249 yards and was part of a line that did not allow a sack... (11/28) vs. Ten.: Aided Foster's 143-yard rushing performance...Placed on injured reserve with a shoulder injury on 12/15.

2009: Started five games... (9/20) at Ten.: Helped Schaub set a career high with four touchdown passes... (9/27) vs. Jac.: Aided in Schaub's second straight game with 300 passing yards... (10/11) at Ari.: Started 25th consecutive game...Blocked for Schaub's season-high 371 passing yards and two touchdowns...Placed on reserve/injured list with shoulder injury on 10/14.

2008: Started all 16 games...Named to USA Today All-Joe Team...Helped RB Steve Slaton lead all NFL rookies with 1,282 rushing yards... (9/28) at Jac.: Ushered Slaton to his first career 100-yard rushing game... (11/16) at Ind.: Blocked for Slaton, who set a Texans rookie record with 156 rushing yards... (12/7) at GB: Efforts helped Schaub throw for 414 yards and two touchdowns... (12/14) vs. TEN: Helped block for Slaton, who ran for his third consecutive 100-yard game.

2007: Started his first four NFL games... (12/9) vs. TB: Made NFL debut and first career start...Played center in NFL Europe with the Hamburg Sea Devils.

2006: In training camp with the Texans...Released on Aug. 28...Signed to practice squad on Sept. 4...Released on Oct. 9.



COLLEGE: Played at Colorado State...Received second-team All-Mountain West honors as a senior...Started 26 career games, including final 11 of career...An All-Mountain West honorable-mention selection as a junior and sophomore ...Started nine games as a freshman...Agricultural business major.

PERSONAL: Last name is pronounced bry-ZELL...Attended Fayetteville (Ark.) High School...Three-time letterwinner...Also earned two letters each in track and baseball...Named all-state, all-area, all-region and all-Arkansas as a senior...Served as team captain...Named one of top 50 juniors in the state after leading team to state semifinals...In November 2012, worked with kids at the Gatorade Junior Training Camp in San Leandro, Calif.


MIKE BRISIEL'S GAMES PLAYED/STARTED

Year	Team	GP	GS
2007	Houston	4	4
2008	Houston	16	16
2009	Houston	5	5
2010	Houston	12	9
2011	Houston	13	13
2012	Oakland	15	15
NFL totals (five-plus years)		65	62
Postseason		2	2

ADDITIONAL STATISTICS: Miscellaneous tackles – 3 in 2008, 1 in 2011, 2 in 2012; NFL totals: 6

CAREER MILESTONES: NFL debut: vs. TB, 12/9/07, with Texans. First NFL start: vs. TB, 12/9/07, with Texans.





Kaelin BURNETT

LINEBACKER | NEVADA

HT. 6-4 WT. 240

Born: 9/6/89

Acquired: FA-'12

Second NFL season

Second Raiders Season

High School: Mayfair (Lakewood, Calif.)

Signed by Raiders as non-drafted free agent, May 4, 2012...Re-signed by Raiders as exclusive-rights free agent, March 22, 2013.

2012: Played in six games, the season's final six contests after earning a spot on the 53-man roster...Played exclusively on special teams...Initially a non-drafted player who signed with Oakland as a free agent, spent the season's first 12 weeks on the practice squad before his promotion Nov. 24...(11/25) at Cin.: Made his NFL debut, playing mostly on special teams...(12/30) at SD: Pounced on a loose ball to set up an important touchdown after a blocked punt late in the fourth quarter.

COLLEGE: Played three years at Nevada after transferring from Delta State...Saw action in 38 career games...Posted 93 tackles (41 solo), 10 sacks, three forced fumbles, one fumble recovery and one pass defensed...Converted to defensive end prior to redshirt senior season, when he played in 13 games, and recorded career highs with 51 tackles (20), five sacks and 11 tackles for loss...As a junior, saw time in all 13 regular-season games as well as the Kraft Fight Hunger Bowl, on defense and special teams...Credited with 30 tackles in 2010, including 4.5 for loss, and had two sacks against Boston College in the bowl...Played in 11 games as a sophomore, as both an outside linebacker and lineman...Recorded 12 tackles, including 1.5 sacks, a forced fumble and a blocked punt...Sat out 2008 after transferring...At Delta State, played in all 12 games with 20 tackles, one sack and two passes defensed as a true freshman...Studied business administration.

AT A GLANCE

- First name is pronounced KAY-linn.
- Played in six contests as a rookie, exclusively on special teams, after earning a practice-squad promotion later in year.
- Had 10 sacks in 38 career games at Nevada, where he split time as a lineman and linebacker.
- Brother, Kevin, joins him on the Raiders roster. The Burnetts would become the first set of brothers to play for the Raiders in the same regular-season game, and the NFL's only active siblings on the same team.

PERSONAL: First name is pronounced KAY-linn...Brother, Kevin, joins him on the Raiders roster in 2013...The Burnetts could become the first set of brothers in Raiders history to play for the team in a regular-season game, and the NFL's only active brothers on the same team...Attended Mayfair High School in Lakewood, Calif. ...A three-year letterman, garnered first-team All-Suburban League honors as a senior in 2006...Also a multi-year letterman in track, competed in hurdles and high jump.

KAELIN BURNETT'S NFL STATISTICS

Year	Team	GP	GS	TACKLES					INTERCEPTIONS					FUMBLES			
				Tot	Solo	Asst	Sk	Yds	No	Yds	Lg	TD	PD	FF	FR	Yds	
2012	Oakland	6	0	0	0	0	0.0	0.0	0	0	0	0	0	0	0	0	0

ADDITIONAL STATISTICS: Recovered a blocked punt vs. SD, 12/30/12.

CAREER MILESTONES: NFL debut: at Cin., 11/25/12.

KAELIN BURNETT GAME-BY-GAME

2012, OAKLAND

Date	Opp	GP	GS	Tot	So	As	Sk	Yd	Int	Yd	Lg	TD	PD	FF	FR
09/10	SD-L			(practice squad)											
09/16	Mia-L			(practice squad)											
09/23	Pit-W			(practice squad)											
09/30	Den-L			(practice squad)											
10/14	at Atl-L			(practice squad)											
10/21	Jac-W			(practice squad)											
10/28	at KC-W			(practice squad)											
11/04	TB-L			(practice squad)											
11/11	at Bal-L			(practice squad)											
11/18	NO-L			(practice squad)											
11/25	at Cin-L	1	0	0	0	0	0.0	0.0	0	0	0	0	0	0	0
12/02	Cle-L	1	0	0	0	0	0.0	0.0	0	0	0	0	0	0	0
12/06	Den-L	1	0	0	0	0	0.0	0.0	0	0	0	0	0	0	0
12/16	KC-W	1	0	0	0	0	0.0	0.0	0	0	0	0	0	0	0
12/23	at Car-L	1	0	0	0	0	0.0	0.0	0	0	0	0	0	0	0
12/30	at SD-L	1	0	0	0	0	0.0	0.0	0	0	0	0	0	0	0
12 TOTALS		6	0	0	0	0	0.0	0.0	0	0	0	0	0	0	0





Kevin BURNETT

LINEBACKER | TENNESSEE

HT: 6-3 WT: 230
 Born: 12/24/82
 Acquired: FA-'13

Eighth NFL season
 First Raiders Season
 High School: Dominguez (Compton, Calif.)

Selected by Dallas Cowboys in second round (42nd overall), of 2005 NFL Draft, April 23, 2005...Signed first contract, July 30, 2005...Placed on injured reserve (knee), Dec. 30, 2005...Signed by San Diego Chargers as unrestricted free agent, March 12, 2009...Signed by Miami Dolphins as unrestricted free agent, July 30, 2011...Terminated by Dolphins, March 13, 2013...Signed by Oakland Raiders as free agent, March 18, 2013.

Career: Veteran outside linebacker enters ninth NFL season, first with Raiders...Has played in 120 career games with 59 starts in eight years with Dallas, San Diego and Miami...Has started 16 games in each of the past three seasons...Posted career highs in tackles in each of the past four campaigns...Career totals include 17.5 sacks, four interceptions, three interceptions returned for touchdowns, 20 passes defended and seven forced fumbles...Topped the 100-tackle mark for the second-straight year in 2012.

2012: Started all 16 games...Finished with 110 total tackles (80 solo), marking the second time in his career that he registered 100 or more tackles in a season...Added 2.5 sacks and a career-high five passes defended...(9/23) vs. NYJ: Registered nine tackles (five), including a tackle for loss on Miami's RB Shonn Greene in overtime...Added a pass defended...(10/14) vs. STL: Notched three tackles (two) and two passes defended...(10/28) at NYJ: Had one of his best games on defense with six tackles (five), one sack and one pass defended...Broke up a Mark Sanchez pass in the third quarter to end the Jets drive...Sacked Sanchez for five yards at midfield in the fourth quarter...(12/2) vs. NE: Registered a season-high 11 tackles (nine)...Notched a tackle for loss on Patriots QB Tom Brady in the final minutes of the contest...(12/16) vs. Jac: Had eight tackles (seven) including a first quarter sack on Jacksonville QB Chad Henne for -1 yard.

2011: Started all 16 games...Finished second on the team with 105 tackles, marking the first time in his career that he registered 100 or more tackles in a season...Added 2.5 sacks for a total of 18.5 yards in losses...Joined Yeremiah Bell (107 tackles) and Karlos Dansby (103 tackles) to mark the first time in Dolphins history three players had 100 or more tackles in the same season...Had four games of double figure tackles...(10/30) at NYG: Led the team with 10 tackles (seven solo) and added a pass defended...(11/6) at KC: Led the defense with 12 tackles (10)...Shared a sack of Chiefs QB Matt Cassel in the second quarter with Cameron Wake to force a punt...Sacked Cassel for a seven-yard loss in the third quarter, making it the fourth multiple-sack game in his career...(11/24) at Dal.: His 12 tackles (11) led the defense, including a tackle for loss against Cowboys RB DeMarco Murray in the fourth quarter of a one-point game...(12/4) vs. Oak.: In his 100th career regular season game, Burnett registered four tackles, including a sack of Raiders QB Carson Palmer in Oakland's opening drive of the second quarter...Returned a Palmer interception 34 yards for a touchdown in the third quarter, marking the third interception return for a touchdown of his career...(1/1) vs. NYJ: Led the defense with 14 tackles (11).

2010: Started all 16 games at inside linebacker for the Chargers...San Diego led the NFL in total defense and pass defense, while ranking fourth against the run...Finished with 95 tackles (80 solo), along with two forced fumbles, two interceptions...Registered a career-high six sacks, which tied for third on the team...(9/19) vs. Jac.: Recovered a Mike Sims-Walker fumble in the second quarter...Intercepted Jags QB David Garrard in the fourth quarter to end Jacksonville's chances of scoring in the final minutes...Registered five solo tackles...(10/3) vs. Ari.: Posted a team-high nine tackles...Sacked Cardinals'

AT A GLANCE

- Joins brother, Kaelin, joins him on the Raiders roster. The Burnetts would become the first set of brothers to play for the Raiders in the same regular-season game, and the NFL's only active siblings on the same team.
- Started in all 16 games for the Dolphins in 2011 and 2012, and the Chargers in 2010.
- Has played in all 16 games six out of his eight years in the NFL.
- Notched a career-high five passes defended in 2012 and finished with 110 total tackles, marking the second time in his career that he registered 100 or more tackles in a season.

QB Max Hall for eight yards and forced Hall to fumble; fumble was recovered by the Chargers, who subsequently scored a touchdown on the next play...Registered eight tackles (seven)...(11/28) at Ind.: Helped the Chargers seal a road victory with 10 tackles...Nabbed a 29-yard interception off Colts QB Peyton Manning which he returned for a touchdown...(12/16) vs. SF: Sacked QB Alex Smith on San Francisco's opening drive of the first quarter...Registered eight solo tackles.

2009: Played 11 games with seven starts for San Diego...Finished with 66 tackles (49 solo), 2.5 sacks and a pass defended...(9/27) vs. Mia.: Had a season-high 14 tackles...Ended Miami's first drive with a third-down pass defended and six yard sack on QB Chad Henne on the next possession...Sacked Henne for a loss of six yards in the third quarter...(11/15) vs. Phi.: Earned a game ball for setting up Chargers' first touchdown by forcing a three-and-out with a third-down tackle for loss; also helped force a field goal with stops on goal-to-go plays from the one yard line...(11/22) at Den.: Posted season-high 1.5 sacks after he and Eric Weddle combined on a third-down Simms sack in the first quarter, and a solo sack on QB Kyle Orton in the fourth quarter.

2008: Played in all 16 games with two starts for Dallas...Finished with 38 tackles (29 solo), two sacks and three passes defended...(9/15) vs. Phi.: Registered six solo tackles on defense and special teams...(9/28) vs. Was.: Posted a season-high four special teams tackles...(12/7) at Pit.: Sacked QB Ben Roethlisberger for six yards on the Steelers' final drive in the fourth quarter to help seal the Cowboys victory...(12/20) vs. Bal.: Registered a sack on QB Joe Flacco on the five yard line to force a field goal in the second quarter.

2007: Played in 16 games with two starts for Dallas...Notched 53 tackles (46 solo), two passes defended and a forced fumble on the year...(11/11) at NYG: Had a season-high nine tackles along with season-high three special teams tackles.

2006: Played in all 16 games...Finished with 40 tackles (29 solo), a sack, two forced fumbles and an interception...(10/1) at Ten.: Sacked QB Vince Young for two yards in the fourth quarter in a blowout victory over the Titans...(10/15) vs. Hou.: Forced a fumble in the first quarter on a Phillip Buchanon punt return



BURNETT *continued...*

that was recovered by Dallas...(11/19) vs. Ind.: Posted a 39-yard interception return for a touchdown off QB Peyton Manning in win over the previously unbeaten Colts...(1/6) at Sea.: Had a team-high three special teams tackles in Wild Card playoff.

2005: Played in 13 games...Finished with 17 tackles (13 solo) and a sack... Was inactive for the first two weeks of the season after having surgery on left knee...(12/24) at Car.: Recorded season-high three special teams tackles... Placed on injured reserve on De. 29 after tearing right ACL in practice.

COLLEGE: Four-year letterman (2000-04) at Tennessee...Named an All-America and two-time All-SEC... Was a semi-finalist for Butkus and Nagurski Awards as a senior in 2004... Southeastern Conference Academic Honor Roll member in 2002-03... Tore left ACL in 2002 season opener and spent year as medical redshirt... Named to the SEC and AFCA Good Works teams in 2003... Earned bachelor's and master's degrees in sports management.

PERSONAL: Attended Dominguez High School in Compton, Calif... Named as an All-America, all-state and all-conference safety and running back... Led school to state playoffs in 1998 and '99... Burnett and Maia oversee the Kevin Burnett Foundation, which supports literacy and education and offers educational opportunities for lower-income families and a mentor element for children who have grown up in single-parent homes... His foundation works with children and families in San Diego, Los Angeles and Dallas... An outstanding student and an astute writer, Burnett authored two marriage books for young couples... Younger brother, Kaelin, was signed by the Raiders as an undrafted free agent in 2012... Wife's name is Maia.

KEVIN BURNETT'S NFL STATISTICS

Year	Team	GP	TACKLES						INTERCEPTIONS					FUMBLES				
			GS	Tot	Solo	Asst	Sk	Yds	No	Yds	Lg	TD	PD	FF	FR	Yds		
2005	Dallas	13	0	6	5	1	1.0	2.0	0	0	0	0	0	0	0	0	0	0
2006	Dallas	16	0	24	15	9	1.0	2.0	1	39	39	1	2	2	0	0	0	
2007	Dallas	16	2	39	33	6	0.0	0.0	0	0	0	0	2	1	0	0	0	
2008	Dallas	16	2	24	17	7	2.0	12.0	0	0	0	0	3	1	1	0	0	
2009	San Diego	11	7	62	46	16	2.5	16.5	0	0	0	0	1	0	0	0	0	
2010	San Diego	16	16	95	80	15	6.0	32.0	2	31	29	1	5	2	1	0	0	
2011	Miami	16	16	106	84	22	2.5	18.5	1	34	34	1	3	0	0	0	0	
2012	Miami	16	16	110	80	30	2.5	10.5	0	0	0	0	5	1	0	0	0	
NFL totals (eight years)		120	59	466	360	106	17.5	93.5	4	104	39	3	21	7	2	0	0	
PLAYOFFS																		
2006	Dallas	1	0	0	0	0	0.0	0.0	0	0	0	0	0	0	0	0	0	0
2007	Dallas	1	0	0	0	0	0.0	0.0	0	0	0	0	0	0	0	0	0	0
2009	San Diego	1	0	1	1	0	0.0	0.0	0	0	0	0	0	0	0	0	0	0
NFL totals		3	0	1	1	0	0.0	0.0	0	0	0	0	0	0	0	0	0	

ADDITIONAL STATISTICS: Touchdowns (3): vs. Ind., 11/19/06, 39-yard interception return, with Cowboys; at Ind., 11/28/10, 29-yard interception return, with Chargers; vs. Oak., 12/4/11, 34-yard interception return, with Dolphins. Career sacks: Jason Campbell (2), Chad Henne (2), Matt Cassel (1½), Kyle Orton (1½), Derek Anderson, Sam Bradford, Joe Flacco, Trent Green, Max Hall, Carson Palmer, Ben Roethlisberger, Mark Sanchez, Alex Smith, Vince Young, Andy Dalton (½). Career interceptions: Peyton Manning (2), David Garrard, Carson Palmer. Special-teams tackles – 11 in 2005, 16 in 2006, 14 in 2007, 3 in '07 playoffs, 14 in 2008, 1 in '08 playoffs, 4 in 2009; NFL total: 59.


SINGLE-GAME HIGHS & CAREER MILESTONES: TACKLES: Total – 14, vs. NYJ, 1/1/12, with Dolphins. Solo – 11, twice; last: vs. NYJ, 1/1/12, with Dolphins. SACKS: 2, twice; last: at Oak., 10/10/10, with Chargers. PASSES DEFENSED: 2, vs. StL, 10/14/12, with Dolphins. NFL debut: at SF, 9/25/05, with Cowboys. First NFL start: vs. NYJ, 11/22/07, with Cowboys. First NFL sack: vs. KC, 12/11/05, with Cowboys (T.Green). Last game/start missed: vs. Was., 1/3/09, with Chargers (inactive, neck). First NFL interception: vs. Ind., 11/19/06, with Cowboys (P.Manning).

KEVIN BURNETT GAME-BY-GAME

2005, DALLAS																2006, DALLAS																		
Date	Opp	GP	GS	Tot	So	As	Sk	Yd	Int	Yd	Lg	TD	PD	FF	FR	Date	Opp	GP	GS	Tot	So	As	Sk	Yd	Int	Yd	Lg	TD	PD	FF	FR			
09/11	at SD-W	(inactive)														09/10	at Jac-L	1	0	0	0	0	0	0	0	0	0	0	0	1	0	0		
09/18	Was-L	(inactive)														09/17	Was-W	1	0	2	2	0	2	0	0	0	0	0	0	0	0	0		
09/25	at SF-W	1	0	0	0	0	0.0	0.0	0	0	0	0	0	0	0	10/01	at Ten-W	1	0	4	2	2	1	2	0	0	0	0	0	0	0	0		
10/02	at Oak-L	1	0	0	0	0.0	0.0	0	0	0	0	0	0	0	0	10/08	at Phi-L	1	0	2	2	0	2	0	0	0	0	0	0	0	0	0	0	
10/09	Phi-W	1	0	0	0	0.0	0.0	0	0	0	0	0	0	0	0	10/15	Hou-W	1	0	1	1	0	0	0	0	0	0	0	0	0	1	0		
10/16	NYG-W	1	0	0	0	0.0	0.0	0	0	0	0	0	0	0	0	10/23	NYG-L	1	0	0	0	0	0	0	0	0	0	0	0	0	0	0	0	
10/23	at Sea-L	1	0	0	0	0.0	0.0	0	0	0	0	0	0	0	0	10/29	at Car-W	1	0	3	3	0	0	0	0	0	0	0	0	0	0	0	0	
10/30	Ari-W	1	0	0	0	0.0	0.0	0	0	0	0	0	0	0	0	11/05	at Was-L	1	0	2	2	0	0	0	0	0	0	0	0	0	0	0	0	
11/14	at Phi-W	1	0	2	2	0.0	0.0	0	0	0	0	0	0	0	0	11/12	at Ari-W	1	0	3	3	0	0	0	0	0	0	0	0	0	0	1	0	
11/20	Det-W	1	0	1	0	1.0	0.0	0	0	0	0	0	0	0	0	11/19	Ind-W	1	0	0	0	0	0	0	1	39	39	1	1	0	0	0		
11/24	Den-L	1	0	0	0	0.0	0.0	0	0	0	0	0	0	0	0	11/23	TB-W	1	0	1	0	1	0	0	0	0	0	0	0	0	0	0	0	
12/04	at NYG-L	1	0	0	0	0.0	0.0	0	0	0	0	0	0	0	0	12/03	at NYG-W	1	0	3	2	1	0	0	0	0	0	0	0	0	0	0	0	
12/11	KC-W	1	0	2	2	1.0	2.0	0	0	0	0	0	0	0	0	12/10	NO-L	1	0	1	0	1	0	0	0	0	0	0	0	0	0	0	0	
12/18	at Was-L	1	0	1	1	0	0.0	0.0	0	0	0	0	0	0	0	12/16	at Atl-W	1	0	1	1	0	0	0	0	0	0	0	0	0	0	0	0	0
12/24	at Car-W	1	0	0	0	0.0	0.0	0	0	0	0	0	0	0	0	12/25	Phi-L	1	0	1	1	0	0	0	0	0	0	0	0	0	0	0	0	
01/01	StL-L	(inactive)													12/31	Det-L	1	0	0	0	0	0	0	0	0	0	0	0	0	0	0	0	0	
05 TOTALS		13	0	6	5	1	1.0	2.0	0	0	0	0	0	0	0	06 TOTALS		16	0	24	15	9	1.0	2.0	1	39	39	1	2	2	0			



56



Miles BURRIS

LINEBACKER | SAN DIEGO STATE

HT: 6-2

WT: 240

Born: 6/27/88

Acquired: D4-'12

Second NFL season

Second Raiders Season

High School: Granite Bay (Granite Bay, Calif.)

Selected by Oakland Raiders in fourth round (129th overall) of 2012 NFL Draft, April 28, 2012...Signed first NFL contract, June 8, 2012.

2012. Played in all 16 games, with 15 starts...Finished among the NFL's rookie leaders in both defensive snaps (867) and total tackles (138, 84 solo); also had 1.5 sacks, four pressures, 13 QB hits, 6.5 tackles for loss, one interception, three passes defended and one forced fumble...His 138 stops were the most by a Raiders rookie since at least 1994, when tackles stats were first kept consistently; Kirk Morrison in 2005 held the previous high, 116, believed to be the team's rookie record...Took full advantage of Aaron Curry's knee injury, taking every first-team rep at outside linebacker during training camp... (9/10) vs. SD: Started his NFL debut, at WLB, and led the team with 12 stops (nine solo), including two tackles for loss – both on the same second-quarter series – and one big hit... (9/16) at Mia.: Credited by coaches after film review with a forced fumble, missed in the unofficial defensive stats by the press-box crew... (9/23) vs. Pit.: Pressured Ben Roethlisberger on his first snap, forcing an incompletion; then, in the fourth quarter, forced a key punt by breaking up a pass on Pittsburgh's final drive, helping set up Sebastian Janikowski's game-winning field goal... (9/30) at Den.: Did not start as team opened with five DBs, but made a key play late in first half, diagnosing a fake field goal and forcing K Matt Prater to throw incomplete; Oakland then drove for a field goal just before intermission... (10/14) at Atl.: In on every snap, made several plays in heartbreaking loss to undefeated Falcons, playing much of the game as one of two LBs in an effective nickel package, en route to a team-leading 11 tackles (four solo)...First, dropped future Hall of Fame TE Tony Gonzalez shy of the marker to force a punt late in first half, with Raiders protecting a 13-7 advantage; then, in the third quarter, played a significant role on consecutive snaps to stuff Atlanta runners on a key goal-line stand... (10/21) vs. Jac.: Enjoyed one of the best games of his early career as Oakland shut down the Jags in the second half of 26-23 overtime win...Posted his first NFL sack, dropping Chad Henne in dramatic fashion for a 10-yard loss back to the Jacksonville 7 with the Raiders trailing by a TD in the third quarter; earlier, applied pressure on Henne to force a fourth-down incompletion, and give Oakland possession for a second-quarter field-goal drive, snuffing out a threat after the Jags recovered their own surprise outside kick... (11/4) vs. TB: Caused a first-quarter sack by flushing Josh Freeman out of the pocket, then pressured the QB on a second-quarter incompletion, setting up a third-and-17 with Oakland up 10-7 late in first half... (11/11) at Bal.: Pressured Joe Flacco into an incompletion, nearly sacking the QB, to force a three-and-out early in the second half... (11/25) at Cin.: Posted season highs in total tackles (14) and solo stops (11); on first-and-goal from the 5, stopped Cedric Peerman for no gain on a big hit midway through second quarter, then played a central role in a goal-line stand early in fourth quarter, helping Raiders hold Bengals to field goal after a first-and-goal from the 1... (12/16) vs. KC: Played every snap in 15-0 win, Oakland's first shutout in 10 years; helped limit Chiefs to 119 total yards, fewest by a Raiders defense since 1975...Broke up a third-down pass intended for TE Tony Moeaki at the 2-yard line in the third quarter, then pressured Brady

AT A GLANCE

- Posted 138 tackles in 2012, believed to be a rookie franchise record.
- Twice earned first-team all-conference honors as a three-year starter at San Diego State, where he also garnered Student Athlete of the Year.
- Grew up in Granite Bay, Calif., a two-hour drive from O.co Coliseum.
- Father, Jim, played football at Oregon State.

Quinn on a third-down incompletion in the fourth quarter inside the red zone...Also helped Oakland match its franchise record by allowing just 10 rushing yards... (12/23) at Car.: Played a big role in helping neutralize Cam Newton, posting a sack and his first career interception, and nearly his first career safety before Newton escaped his grasp early in second half...Picked off Newton on the final play of the third quarter, ending the QB's franchise-record streak of passes without an INT at 176; the play set up a Raiders FG...Earlier, combined with Andre Carter to sack Newton and help force a punt on Carolina's initial drive, and nearly intercepted another Newton pass in the second half... (12/30) at SD: Playing on his college field, tackled Curtis Brinkley 3 yards behind the line of scrimmage on third-and-3 with less than three minutes remaining in the fourth quarter.

COLLEGE: A two-time All-Mountain West first-team selection at San Diego State, was named the 2011-12 SDSU Student-Athlete of the Year...Also garnered academic all-conference honors three times...A preseason first-team all-conference choice by Athlon Sports, Blue Ribbon, Lindy's Sports, Mountain West media, Phil Steele and The Sporting News, also was rated No. 7 nationally at his position by Lindy's...As a senior, named first-team All-Mountain West for by coaches and media...Led team with 78 tackles, including 46 solo stops 19½ tackles for loss and eight sacks...Recovered three fumbles...As a junior in 2010, named first-team All-Mountain West by coaches and media, and Phil Steele...His team's co-defensive player of the year, led the MW with 9.5 sacks, tied for seventh in program single-season history...Led team with 80 tackles...Had a standout effort in the conference opener against BYU, recording a pair of sacks, forcing a fumble and ending up with six tackles...Against Colorado State, posted career-high marks in tackles (10), sacks (two), tackles for loss (four) and forced fumbles (two) to earn MW Defensive Player of the Week honors...Made six total tackles with one TFL in the Poinsettia Bowl win over Navy...Team's second-leading tackler with 58 stops as a sophomore...Ranked third on the team in tackles for loss with six...Started all 12 contests...As a freshman, saw first playing time against Cal Poly and Notre Dame, on special teams...Business management major.



VETERANS

BURRIS continued...

PERSONAL: Father, Jim, played football at Oregon State and once sacked Dan Fouts (Oregon)...Attended Granite Bay (Calif.) High School, a two-hour drive from the O.co Coliseum...A two-time All-Metropolitan League selection, was Granite Bay's Defensive Player of the Year following both junior and senior campaigns...As a senior, recorded 120 tackles and added 6.5 sacks to become Granite Bay's all-time leading tackler...

As a junior, tallied 90 stops, including three sacks, and four fumble recoveries...Volunteered his time for Take a Stand at the Biletnikoff Golf Tournament in June 2012...Visited the Oakland Children's Hospital in both November 2012 and April 2013, and made a Toys for Tots appearance during the holidays.

MILES BURRIS' NFL STATISTICS

Year	Team	GP	GS	TACKLES					INTERCEPTIONS					FUMBLES		
				Tot	Solo	Asst	Sk	Yds	No	Yds	Lg	TD	PD	FF	FR	Yds
2012	Oakland	16	15	138	84	54	1.5	11.0	1	7	7	0	3	1	0	0

SINGLE-GAME HIGHS & CAREER MILESTONES: TACKLES: Total – 14, at Cin., 11/25/12. Solo – 11 at Cle., 12/2/12. PASSES DEFENSED: 1, three times; last: at Car., 12/23/12. SACKS: 1 vs. Jac., 10/21/12. NFL debut: vs. SD, 9/10/12. First NFL start: vs. SD, 9/10/12. First NFL sack: vs. Jac., 10/21/12 (C.Henne). First NFL interception: at Car., 12/23/12 (C.Newton).

MILES BURRIS GAME-BY-GAME

2012, OAKLAND

Date	Opp	GP	GS	Tot	So	As	Sk	Yd	Int	Yd	Lg	TD	PD	FF	FR
09/10	SD-L	1	1	12	9	3	0.0	0.0	0	0	0	0	0	0	0
09/16	at Mia-L	1	1	6	3	3	0.0	0.0	0	0	0	0	0	1	0
09/23	Pit-W	1	1	5	2	3	0.0	0.0	0	0	0	0	1	0	0
09/30	at Den-L	1	0	1	0	1	0.0	0.0	0	0	0	0	0	0	0
10/14	at Atl-L	1	1	11	4	7	0.0	0.0	0	0	0	0	0	0	0
10/21	Jac-W	1	1	13	8	5	1.0	10.0	0	0	0	0	0	0	0
10/28	at KC-W	1	1	11	8	3	0.0	0.0	0	0	0	0	0	0	0
11/04	TB-L	1	1	7	4	3	0.0	0.0	0	0	0	0	0	0	0
11/11	at Bal-L	1	1	6	3	3	0.0	0.0	0	0	0	0	0	0	0
11/18	NO-L	1	1	11	8	3	0.0	0.0	0	0	0	0	0	0	0
11/25	at Cin-L	1	1	14	11	3	0.0	0.0	0	0	0	0	0	0	0
12/02	Cle-L	1	1	9	7	2	0.0	0.0	0	0	0	0	0	0	0
12/06	Den-L	1	1	8	4	4	0.0	0.0	0	0	0	0	0	0	0
12/16	KC-W	1	1	4	2	2	0.0	0.0	0	0	0	0	1	0	0
12/23	at Car-L	1	1	11	6	5	0.5	1.0	1	7	7	0	1	0	0
12/30	at SD-L	1	1	9	5	4	0.0	0.0	0	0	0	0	0	0	0
12 TOTALS		16	15	138	84	54	1.5	11.0	1	7	7	0	3	1	0





Andre CARTER

DEFENSIVE END | CALIFORNIA

HT: 6-4

WT: 260

Born: 5/12/79

Acquired: FA-'12

13th NFL season

Second Raiders Season

High School: Oak Grove (San Jose, Calif.)

Selected by San Francisco 49ers in first round (seventh overall) of 2001 NFL Draft, April 21, 2001...Signed first contract, July 28, 2001...Placed on injured reserve (back) by 49ers, Dec. 22, 2004...Signed by Washington Redskins as unrestricted free agent, March 15, 2006...Terminated by Redskins, March 1, 2001...Signed by New England Patriots as free agent, Aug. 8, 2011...Placed on injured reserve (quadriceps) by Patriots, Dec. 20, 2011...Signed by Oakland Raiders as free agent, Sept. 27, 2012.

CAREER: Veteran pass rusher enters second season with Raiders...Selected as a starter to the 2011 Pro Bowl after totaling 10 sacks in 14 games with the Patriots before missing the remainder of the season with a leg injury (quadriceps)...Has played in 163 games with 147 starts in 11 pro seasons...Career totals include 76 sacks, 23 passes defended, 17 forced fumbles and four fumble recoveries...His 76 career sacks ranked eighth among active NFL players at the time of his Raiders signing.

2012: Played in 12 games as a backup lineman, mostly in pass-rushing situations...In 315 snaps, posted 28 tackles (18 solo), 2.5 sacks, 4.5 tackles for loss, 12 QB hits, seven hurries and one forced fumble; also caused an interception...Enters 2013 at No. 8 on the NFL's active career list with 78.5 sacks...Signed with Oakland as a free agent Sept. 27, fully recovered from a quadriceps injury that ended his 2011 Pro Bowl campaign with New England...(9/30) at Den.: Inactive...(10/14) at Atl.: Made his Oakland debut, entering in the nickel package on the first series...(11/4) vs. TB: Helped to short-circuit the Bucs' first two series, posting his first sack in an Oakland uniform by dropping Josh Freeman and creating a fumble -- his 18th career forced fumble -- to force a first-quarter punt, then dropping Doug Martin for a 1-yard loss and pressuring Freeman on an incomple- tion on the next possession...Then, in the second quarter, applied another pressure to Freeman on a third-down pass, forcing another punt...(12/6) vs. Den.: Forced a Peyton Manning incomple- tion with first-quarter pres- sure...(12/16) vs. KC: Missed most of the practice week (ankle), but still played every snap in 15-0 win, Oakland's first shutout in 10 years; helped limit Chiefs to 119 total yards, fewest by a Raiders defense since 1975... Stuffed AFC's leading rusher, Jamaal Charles, for no gain on third-and-1 in fourth quarter, helping Oakland match its franchise record by allowing just 10 rushing yards...(12/16) vs. KC: Played a season-high 32 snaps in 15-0 win, Oakland's first shutout in 10 years; helped limit Chiefs to 119 total yards, fewest by a Raiders defense since 1975...Collected five QB hits, including a sack of Brady Quinn as he tried to escape the pocket in the third quarter; earlier, forced a Quinn interception with his second-quarter pressure, and also helped Oakland match its franchise record by allowing just 10 rushing yards...(12/23) at Car.: Combined with Miles Burris to sack Cam Newton and help force a punt on Carolina's first possession...(12/30) at SD: Flushed Philip Rivers out of the pocket and into the arms of Lamar Houston on a third down to force San Diego to punt on its first series.

2011: Started first 14 games with New England before a quadriceps injury ended his season...Named to the AFC Pro Bowl squad as a starter, earn- ing first career selection...Finished season tied for the team lead with 10 sacks...Also ranked ninth on the team with 30 tackles...Tied for the team lead with two forced fumbles...Recorded two or more sacks in three games...(10/16) vs. Dal.: Sacked Tony Romo once in the first quarter to force a punt...Added another sack in the third quarter...(10/30) at Pit.: Sacked Ben Roethlisberger twice, forcing a fumble on a third-quarter sack...(11/30) at NYJ: Recorded a career-high four sacks, including two of Mark Sanchez

AT A GLANCE

- Has totaled 76 career sacks in 11 seasons, which ranks eighth among active NFL players.
- Named to his first Pro Bowl in an injury-shortened season with the New England last season, tallying 10.0 sacks over 14 games.
- Finished collegiate career as California's all-time leader with 31 sacks.

on back-to-back plays in the fourth quarter, during a 37-16 win...Earned AFC Defensive Player of the Week honors for his performance...(12/18) at Den.: Sustained a quadriceps injury, forcing him to miss last two games of the regular season and all three postseason games on injured reserve.

2010: Played in 16 games with five starts in final season in Washington... Finished with 25 total tackles, 2.5 sacks, one pass defended, one forced fumble, and one fumble recovery...(11/15) vs. Phi.: Posted a season-high seven tackles (five solo), a half-sack and one pass defended.

2009: Started all 16 games and finished with a career-high 91 total tackles, along with 11 sacks, seven passes defended, and three forced fumbles...His 11.0 sacks were tied for fourth in the AFC and seventh in the NFL...Named to the USA Today All-Joe Team...(10/11) at Car.: Had a season-high 2.5 sacks and 10 total tackles...(10/18) vs. KC: Talled 11 tackles, two sacks and one pass defended.

2008: Played in 16 games with 14 starts...Finished with 51 total tackles, four sacks and two passes defended...Helped Redskins finish fourth in the NFL in overall defense (288.8 yards per game), and eighth in rushing yards allowed with 95.4 yards per game...(10/5) at Phi.: Recorded six tackles (five solo) and one pass defended.

2007: Started all 16 regular-season games and one playoff game...Fin- ished with 67 total tackles, 10.5 sacks, four passes defended, four forced fumbles and one fumble recovery...Named to Rick Gossett's Dallas Morning News All-Pro Team as Comeback Player of the Year...Helped Redskins defense finish fourth in the NFL in rushing defense (91.3 yards per game)...(10/7) vs. Det.: Sacked Jon Kitna twice in a 34-3 win...One of his sacks was in the end zone for a safety.

2006: Started all 16 regular-season games and finished with 72 total tackles, and a team-high 6 sacks, with two passes defended...Led Redskins defensive front with a then-career-high 72 tackles...(12/3) vs. Atl.: Recorded a career-high 14 tackles (nine solo) with one sack.



2005: Played in all 16 games with 14 starts...Used primarily as a line-backer in 49ers' 3-4 scheme...Finished with 58 total tackles, 4.5 sacks, and two passes defended...(12/24) at StL: Posted five tackles (four solo), one sack and one pass defended.

2004: Played in seven games with six starts...Totaled 34 tackles, two sacks, one pass defended and one forced fumble...Missed seven games with a back injury...(12/12) at Ari.: Credited with one sack and one forced fumble.

2003: Started 15 games...Finished season with 34 total tackles, 6.5 sacks, three passes defended, and one forced fumble...(10/19) vs. TB: Registered one sack, one pass defended and one forced fumble...(11/2) vs. StL: Missed game with a back injury.

2002: Started all 16 regular-season games and two playoff games...Finished with 57 total tackles, a career-high 12.5 sacks, four passes defended, three forced fumbles and one fumble recovery...(9/22) vs. Was.: Recorded five tackles (four solo), two sacks and one forced fumble...(11/10) vs. KC: Posted a sack for a fifth consecutive game...(12/21) at Ari: Posted second multiple-sack game of the season, getting to the QB twice...Postseason: (1/5/03) vs. NYG: Started on defensive line and posted five tackles (three solo)...(1/12/03) at TB: Started at DE and posted one tackle.

2001: Started 15 regular-season games and one playoff game as a rookie...Finished with 49 total tackles, 6.5 sacks, four passes defended, two forced fumbles and one fumble recovery...Earned NFL's December Rookie of the Month honors...(9/9) vs. Atl.: Made NFL debut, starting at RE...Credited with four tackles...(10/1) at NYJ: Recorded first career sack and forced fumble...(12/9) at StL: Posted first career multiple-sack game, registering two sacks...(1/6/02) at NO: Notched second two-sack game of the season...Named NFC Defensive Player of the Week.

COLLEGE: Played four years at California, starting 37 of 43 games...Finished with 173 career tackles (113 solo) and a school-record 31 sacks...Also finished second on Cal's all-time tackles-for-loss list with 55...Earned unanimous first-team All-America honors from the Associated Press and The Sporting News...Earned Pac-10 Player of the Week honors twice as a senior...Won the Pac-10 Morris Trophy as the outstanding defensive lineman in 2000, and was a finalist for the Bronko Nagurski Award...Holds a degree in American studies.

PERSONAL: Attended Oak Grove High School in San Jose, Calif. ...Was a USA Today and Parade All-America selection and the Gatorade California Player of the Year...Father, Rubin, played in the NFL for the Denver Broncos (1975-86) and also was an assistant coach on the Washington Redskins staff from 1999-2000...Attended James Madison Middle School for the NFL Field Grant Ribbon Ceremony.


ANDRE CARTER'S NFL STATISTICS

Year	Team	TACKLES						INTERCEPTIONS					FUMBLES			
		GP	GS	Tot	Solo	Asst	Sk	Yds	No	Yds	Lg	TD	PD	FF	FR	Yds
2001	San Francisco	15	15	49	41	8	6.5	57.5	0	0	0	0	4	2	1	1
2002	San Francisco	16	16	57	45	12	12.5	84.0	0	0	0	0	4	3	1	3
2003	San Francisco	15	15	34	21	13	6.5	24.5	0	0	0	0	3	1	0	0
2004	San Francisco	7	6	13	10	3	2.0	10.0	0	0	0	0	1	1	0	0
2005	San Francisco	16	14	58	43	15	4.5	36.5	0	0	0	0	2	0	0	0
2006	Washington	16	16	72	53	19	6.0	40.0	0	0	0	0	2	0	0	0
2007	Washington	16	16	67	48	19	10.5	65.0	0	0	0	0	4	4	1	0
2008	Washington	16	14	51	35	16	4.0	19.0	0	0	0	0	2	0	0	0
2009	Washington	16	16	91	72	19	11.0	67.0	0	0	0	0	7	3	0	0
2010	Washington	16	5	25	6	19	2.5	17.0	0	0	0	0	1	1	1	0
2011	New England	14	14	59	37	22	10.0	70.0	0	0	0	0	1	2	0	0
2012	Oakland	12	0	28	18	10	2.5	14.0	0	0	0	0	0	1	0	0
NFL totals (12 years)		175	147	604	429	175	78.5	504.5	0	0	0	0	31	18	4	4
PLAYOFFS																
2001	San Francisco	1	1	4	2	2	0.0	0.0	0	0	0	0	0	0	0	0
2002	San Francisco	2	2	10	6	4	0.0	0.0	0	0	0	0	0	0	0	0
2007	Washington	1	1	4	2	2	0.0	0.0	0	0	0	0	0	0	0	0
NFL totals		4	4	18	10	8	0.0	0.0	0	0	0	0	0	0	0	0

ADDITIONAL STATISTICS: Sacked Jon Kitna in the end zone for a safety vs. Det., 10/7/07, with Redskins.

SINGLE-GAME HIGHS & CAREER MILESTONES: TACKLES: Total - 14, vs. Atl., 12/3/06. Solo - 10, vs. KC, 10/18/09. PASSES DEFENSED: 3, vs. StL, 10/6/02. SACKS: 4, at NYJ, 11/13/11. NFL debut: vs. Atl., 9/9/01. First NFL start: vs. Atl., 9/9/01. First NFL sack: at NYJ, 10/1/01 (V.Testaverde).





Chimdi CHEKWA

CORNERBACK | OHIO STATE

HT. 6-0

WT. 190

Born: 9/7/88

Acquired: D4a-11

Second NFL season

Second Raiders Season

High School: East Ridge (Clermont, Fla.)

Selected by Oakland Raiders in fourth round (113th overall) of 2011 NFL Draft, April 30, 2011...Signed first contract, July 31, 2011...Placed on reserve/injured (hamstring), Nov. 17, 2011...Waived by Raiders, Sept. 1, 2012...Re-signed by Raiders to practice squad, Sept. 3, 2012...Signed by Raiders to active roster, Dec. 10, 2012.

CAREER: A promising defensive back, had his 2011 rookie season cut short due to hamstring injury, after playing in four games with one start...Spent most of his 2012 campaign on the Raiders' practice squad before a late-season promotion...Entered the league as Oakland's fourth-round selection (113th overall) in 2011.

2012: Played in three games, the season's final three contests...Saw action in 12 defensive snaps, collecting one unassisted tackle and one pass broken up...Promoted from the practice squad Dec. 10...Joined the Raiders as the team's fourth-round draft pick in 2011...Waived by the Raiders on Sept. 1 and signed to the practice squad two days later...(12/16) vs. KC: Promoted from the practice squad Dec. 10, played his first NFL game since Oct. 2, 2011, and recorded a tackle on a first-quarter kickoff...(12/23) at Car.: Played a role in both Raiders takeaways...Early in second half, stripped Joe Adams on a punt return just before teammate Richard Gordon recovered the fumble at the Panthers' 32, setting up a FG...Later in the quarter, on defense, helped screen off the intended receiver on a Cam Newton pass intercepted by Miles Burris...(12/30) at SD: Dove to trip up Micheal Spurlock 1 yard shy of the sticks on third down, forcing a second-quarter punt.

2011: Played in four games with one start...Recorded eight tackles (six solo) and two passes defended...(9/12) at Den.: Made NFL debut on Monday Night Football...(9/18) at Buf.: Credited with first career tackle...(9/25) vs. NYJ: Saw significant action at CB in a reserve role, posting four tackles and two passes defended, one in which he blanketed Plaxico Burress on a fourth-and-2 play, setting up an Oakland TD drive in 34-24 win...(10/2) vs. NE: Made first career start, at cornerback...Placed on injured reserve with hamstring injury on 11/17.

COLLEGE: Played four years at Ohio State, helping Buckeyes to four straight BCS bowls, including a loss to LSU in the national championship to conclude his freshman year...Saw action in 52 career games with 38 starts...Finished college career with 145 tackles (115 solo), 35 passes defended, six interceptions, one sack and two forced fumbles...As a senior, earned first-team All-America honors (Football Writers, Phil Steele) and second-team accolades from Walter Camp and Rivals.com...Also tabbed for third-team recognition from the NFL Draft Report and honorable-mention honors from Sports Illustrated...A semifinalist for the Jim Thorpe Award, presented to the nation's top defensive back, and the Chuck Bednarik Award, presented to the nation's best defensive player...Added first-team All-Big Ten honors from the league's coaches and media...Earned Academic All-Big Ten honors...Recipient of the Arnie Chonko Award, given by the Ohio State coaches to the team's outstanding defensive back...Started all 13 games as a senior...Led the Buckeyes with three interceptions, on a unit that led the Big Ten and ranked fourth in the nation in both

AT A GLANCE

- Name is pronounced CHIM-dee CHECK-wah.
- Started one of his four games as a rookie before hamstring injury cut short his season.
- A three-year starter at Ohio State, helped Buckeyes to four straight BCS bowls, including a loss to Matt Flynn and LSU in the national championship his freshman year. Played significant role on dominant Buckeyes defense for four years.
- The youngest of six children, was raised by Nigerian-born parents.

total defense (262.2 yards per game) and pass defense (165.0), and finished fifth in the nation in scoring defense (14.3 points per game)...Started all 13 games as a junior, on a defense that ranked fifth in the nation in both total defense (262.3) and scoring defense (12.5)...Played in 13 games with 11 starts as a sophomore...Helped team rank sixth in the nation in scoring defense (13.9)...As a freshman, when Ohio State lost in the BCS national title contest, picked off a pass and led the team with nine passes defended, contributing to a unit that led the nation in total defense (233.0), scoring defense (12.7) and pass defense (150.1)...Lettered twice on the Ohio State track team...Part of Ohio State's 4x100 relay team that captured Big Ten Outdoor Track & Field championship in 2009...Accounting major.

PERSONAL: Name is pronounced CHIM-dee CHECK-wah...The youngest of six children, was raised by Nigerian-born parents in a family of athletes...Father, Charles, played soccer on Nigeria's national team...Parents were hesitant to allow older brothers to play football...Sister, Blessing, played basketball at Mississippi State, and another sister, Nonye, played volleyball at Warner State...Brother, Uche, ran track at Louisiana-Monroe...Another brother, Ike, played football at Texas State and in the Arena League...Another brother, Chima, is an actor and musician, after injuries ended his athletic endeavors...Attended East Ridge High School in Clermont, Fla., near Orlando...A two-time all-district choice, added first-team all-Central Florida and second-team all-state honors as a senior...As a senior, intercepted seven passes and recovered four fumbles...Also lettered four times as a sprinter for the East Ridge track team, receiving all-state accolades, and in basketball...In March 2013, teamed with the Greater Bay Area Chapter of Juvenile Diabetes Research Foundation to develop Camp One, a multi-sport clinic for boys and girls, ages 7-14...Worked with the children of Brookfield Elementary of Oakland for their Reading Partners program in October 2011, and in May 2013, appeared at an NFL-sponsored player development event for Oakland high-schoolers.

CHIMDI CHEKWA'S NFL STATISTICS

Year	Team	TACKLES							INTERCEPTIONS					FUMBLES		
		GP	GS	Tot	Solo	Asst	Sk	Yds	No	Yds	Lg	TD	PD	FF	FR	Yds
2011	Oakland	4	1	8	6	2	0.0	0.0	0	0	0	0	2	0	0	0
2012	Oakland	3	0	1	1	0	0.0	0.0	0	0	0	0	1	0	0	0
NFL totals (two years)		7	1	9	7	2	0.0	0.0	0	0	0	0	3	0	0	0

ADDITIONAL STATISTICS: Special-teams tackles: 2 in 2011, 3 in 2012; NFL totals: 5. Special-teams forced fumbles: 1 in 2012.

SINGLE-GAME HIGHS & CAREER MILESTONES: TACKLES: Total -- 4, vs. NYJ, 9/25/11. Solo -- 3, vs. NE, 10/2/11. PASSES DEFENSED: 2, vs. NYJ, 9/25/11. NFL debut: at Den., 9/12/11. First NFL start: vs. NE, 10/2/11.

CHIMDI CHEKWA GAME-BY-GAME


2011, OAKLAND

Date	Opp	GP	GS	Tot	So	As	Sk	Yd	Int	Yd	Lg	TD	PD	FF	FR	
09/12	at Den-W	1	0	0	0	0	0.0	0.0	0	0	0	0	0	0	0	
09/18	at Buf-L	1	0	1	1	0	0.0	0.0	0	0	0	0	0	0	0	
09/25	NYJ-W	1	0	4	2	2	0.0	0.0	0	0	0	0	2	0	0	
10/02	NE-L	1	1	3	3	0	0.0	0.0	0	0	0	0	0	0	0	
10/09	at Hou-W	(inactive -- hamstring)														
10/16	Cle-W	(inactive -- hamstring)														
10/23	KC-L	(inactive -- hamstring)														
11/06	Den-L	(inactive -- hamstring)														
11/10	at SD-W	0	0	0	0	0	0.0	0.0	0	0	0	0	0	0	0	
	(placed on injured reserve -- hamstring)															
11 TOTALS		4	1	8	6	2	0.0	0.0	0	0	0	0	2	0	0	

2012, OAKLAND

Date	Opp	GP	GS	Tot	So	As	Sk	Yd	Int	Yd	Lg	TD	PD	FF	FR	
09/10	SD-L	(practice squad)														
09/16	at Mia-L	(practice squad)														
09/23	Pit-W	(practice squad)														
09/30	at Den-L	(practice squad)														
10/14	at Atl-L	(practice squad)														
10/21	Jac-W	(practice squad)														
10/28	at KC-W	(practice squad)														
11/04	TB-L	(practice squad)														
11/11	at Bal-L	(practice squad)														
11/18	NO-L	(practice squad)														
11/25	at Cin-L	(practice squad)														
12/02	Cle-L	(practice squad)														
12/06	Den-L	(practice squad)														
12/16	KC-W	1	0	0	0	0	0.0	0.0	0	0	0	0	0	0	0	
12/23	at Car-L	1	0	0	0	0	0.0	0.0	0	0	0	0	1	0	0	
12/30	at SD-L	1	0	1	1	0	0.0	0.0	0	0	0	0	0	0	0	
12 TOTALS		3	0	1	1	0	0.0	0.0	0	0	0	0	1	0	0	





Keenan CLAYTON

LINEBACKER | OKLAHOMA

HT: 6-1

WT: 230

Born: 6/19/87

Acquired: W-'12 (Phi.)

Fourth NFL season

Second Raiders Season

High School: Sulphur Springs (Sulphur Springs, Tex.)

Selected by Philadelphia Eagles as second of two selections in fourth round (121st overall) of 2010 NFL Draft, April 24, 2010...Signed first contract, June 10, 2010...Waived by Eagles, Aug. 31, 2012...Claimed off waivers by Oakland Raiders, Sept. 1, 2012.

CAREER: Played in 21 games with one start in two seasons with the Philadelphia Eagles before joining the Raiders in September 2012...Standout on special teams, recording 22 coverage tackles...Defensive totals included 29 tackles (20 solo), and one forced fumble.

2012: Played in 15 games, exclusively on special teams, where he had five stops...Claimed off waivers by Raiders from Philadelphia, Aug. 31... (9/10) vs. SD: Made his Raiders debut, on special teams... (10/21) vs. Jac.: Made a nice tackle on the game's opening kickoff, but sustained a shoulder injury that limited him in practice the following week... (10/28) at KC: Played sparingly on special teams, leaving prematurely with shoulder injury... (11/4) vs. TB: Inactive with shoulder injury... (11/11) at Bal.: Returned to action, playing special teams... (12/2) vs. Cle.: Posted a pair of special-teams stops, including a big tackle on a Joshua Cribbs kickoff return late in the third quarter, pinning Cleveland at its own 9.

2011: Saw action in 14 games, totaling 18 tackles (13 solo)... (12/24) at Dal.: Posted a season-high five tackles (three)... (1/1/12) vs. Was.: Tied season high with five tackles.

2010: Played in seven games as a rookie, recording 11 tackles (seven solo) and one forced fumble... (11/7) vs. Ind.: Made NFL debut... (11/21) vs. NYG: Registered first-career forced fumble... (1/2/11) vs. Dal.: Made first-career start and totaled a career-high eight tackles (five solo)... Post-

AT A GLANCE

- Played in 21 games with one start in two seasons with Philadelphia.
- Special-teams standout recorded 22 coverage tackles in two seasons.
- All-Big 12 honorable-mention selection at Oklahoma.

season: (1/19/11) vs. GB: Notched first-career sack, bringing down Aaron Rodgers for an 8-yard loss.

COLLEGE: Garnered All-Big 12 Conference honorable-mention honors as a senior at Oklahoma...Registered 75 tackles, two interceptions, two forced fumbles and 1.5 sacks...Named second-team All-Big 12 by the San Antonio Express-News, and was an honorable-mention pick by the coaches and Associated Press as a junior...Ranked third on team with 84 tackles and set a school record with six forced fumbles...Also recorded nine passes defended, marking the second most by a linebacker in school history...Tied for the team lead with 12 special-teams tackles as a sophomore... Played defensive back as a freshman and sophomore, starting two games at strong safety as a freshman.

PERSONAL: Attended Sulphur Springs (Texas) High School...Compiled 120 tackles and four interceptions as a senior...Also played running back...Rated the No. 12 safety in the country by ESPN.com...Was a centerfielder and shortstop on the baseball team.

KEENAN CLAYTON'S NFL STATISTICS

Year	Team	GP	TACKLES						INTERCEPTIONS					FUMBLES		
			GS	Tot	Solo	Asst	Sk	Yds	No	Yds	Lg	TD	PD	FF	FR	Yds
2010	Philadelphia	7	1	11	7	4	0.0	0.0	0	0	0	0	1	1	0	0
2011	Philadelphia	14	0	18	13	5	0.0	0.0	0	0	0	0	3	0	0	0
2012	Oakland	15	0	0	0	0	0.0	0.0	0	0	0	0	0	0	0	0
NFL totals (three years)		36	1	29	20	9	0.0	0.0	0	0	0	0	4	1	0	0
PLAYOFFS																
2010	Philadelphia	1	0	1	1	0	1.0	8.0	0	0	0	0	0	0	0	0

ADDITIONAL STATISTICS: Special-teams tackles: 13 in 2010, 9 in 2011, 5 in 2012; NFL totals: 26. Has no regular-season sacks, but sacked Aaron Rodgers in 2010 NFC Wild Card game, vs. GB, 1/9/11.

SINGLE-GAME HIGHS & CAREER MILESTONES: TACKLES: Total -- 8, vs. Dal., 1/2/11. Solo -- 5, twice; last vs. Was., 1/1/12. PASSES DEFENSED: 1, three times; last vs. Was., 1/1/12. NFL debut: vs. Ind., 11/7/10. First NFL start: vs. Dal., 1/2/11.



KEENAN CLAYTON GAME-BY-GAME

2010, PHILADELPHIA

Date	Opp	GP	GS	Tot	So	As	Sk	Yd	Int	Yd	Lg	TD	PD	FF	FR
09/12	GB-L			(inactive)											
09/19	at Det-W			(inactive)											
09/26	at Jac-W			(inactive)											
10/03	Was-L			(inactive)											
10/10	at SF-W			(inactive)											
10/17	Atl-W			(inactive)											
10/24	at Ten-L			(inactive)											
11/07	Ind-W	1	0	1	1	0	0.0	0.0	0	0	0	0	0	0	0
11/15	at Was-W	1	0	1	0	1	0.0	0.0	0	0	0	0	0	0	0
11/21	NYG-W	1	0	1	1	0	0.0	0.0	0	0	0	0	0	1	0
11/28	at Chi-L	1	0	0	0	0	0.0	0.0	0	0	0	0	0	0	0
12/02	Hou-W	1	0	0	0	0	0.0	0.0	0	0	0	0	0	0	0
12/12	at Dal-W	1	0	0	0	0	0.0	0.0	0	0	0	0	0	0	0
12/19	at NYG-W			(inactive -- hamstring)											
12/28	Min-L			(inactive -- hamstring)											
01/02	Dal-L	1	1	8	5	3	0.0	0.0	0	0	0	0	1	0	0
10 TOTALS		7	1	11	7	4	0.0	0.0	0	0	0	0	1	1	0
01/09	GB-L	1	0	1	0	1.0	8.0	0	0	0	0	0	0	0	0

1NFC Wild Card playoff

2011, PHILADELPHIA


Date	Opp	GP	GS	Tot	So	As	Sk	Yd	Int	Yd	Lg	TD	PD	FF	FR
09/11	at StL-W	1	0	0	0	0	0.0	0.0	0	0	0	0	0	0	0
09/18	at AtL-L	1	0	0	0	0	0.0	0.0	0	0	0	0	0	0	0
09/25	NYG-L	1	0	1	0	1	0.0	0.0	0	0	0	0	0	0	0
10/02	SF-L	1	0	0	0	0	0.0	0.0	0	0	0	0	0	0	0
10/09	at Buf-L	1	0	0	0	0	0.0	0.0	0	0	0	0	0	0	0
10/16	at Was-W			(inactive)											
10/30	Dal-W			(inactive)											
11/07	Chi-L	1	0	0	0	0	0.0	0.0	0	0	0	0	0	0	0
11/13	Ari-L	1	0	0	0	0	0.0	0.0	0	0	0	0	0	0	0
11/20	at NYG-W	1	0	3	2	1	0.0	0.0	0	0	0	0	0	0	0
11/27	NE-L	1	0	0	0	0	0.0	0.0	0	0	0	0	0	0	0
12/01	at Sea-L	1	0	0	0	0	0.0	0.0	0	0	0	0	0	0	0
12/11	at Mia-W	1	0	3	2	1	0.0	0.0	0	0	0	0	0	0	0
12/18	NYJ-W	1	0	1	1	0	0.0	0.0	0	0	0	0	1	0	0
12/24	at Dal-W	1	0	5	3	2	0.0	0.0	0	0	0	0	1	0	0
01/01	Was-W	1	0	5	5	0	0.0	0.0	0	0	0	0	1	0	0
11 TOTALS		14	0	18	13	5	0.0	0.0	0	0	0	0	3	0	0

2012, OAKLAND

Date	Opp	GP	GS	Tot	So	As	Sk	Yd	Int	Yd	Lg	TD	PD	FF	FR
09/10	SD-L	1	0	0	0	0	0.0	0.0	0	0	0	0	0	0	0
09/16	at Mia-L	1	0	0	0	0	0.0	0.0	0	0	0	0	0	0	0
09/23	Pit-W	1	0	0	0	0	0.0	0.0	0	0	0	0	0	0	0
09/30	at Den-L	1	0	0	0	0	0.0	0.0	0	0	0	0	0	0	0
10/14	at AtL-L	1	0	0	0	0	0.0	0.0	0	0	0	0	0	0	0
10/21	Jac-W	1	0	0	0	0	0.0	0.0	0	0	0	0	0	0	0
10/28	at KC-W	1	0	0	0	0	0.0	0.0	0	0	0	0	0	0	0
11/04	TB-L			(inactive -- shoulder)											
11/11	at Bal-L	1	0	0	0	0	0.0	0.0	0	0	0	0	0	0	0
11/18	NO-L	1	0	0	0	0	0.0	0.0	0	0	0	0	0	0	0
11/25	at Cin-L	1	0	0	0	0	0.0	0.0	0	0	0	0	0	0	0
12/02	Cle-L	1	0	0	0	0	0.0	0.0	0	0	0	0	0	0	0
12/06	Den-L	1	0	0	0	0	0.0	0.0	0	0	0	0	0	0	0
12/16	KC-W	1	0	0	0	0	0.0	0.0	0	0	0	0	0	0	0
12/23	at Car-L	1	0	0	0	0	0.0	0.0	0	0	0	0	0	0	0
12/30	at SD-L	1	0	0	0	0	0.0	0.0	0	0	0	0	0	0	0
12 TOTALS		15	0	0	0	0	0.0	0.0	0	0	0	0	0	0	0



Jon CONDO 59



LONGSNAPPER | MARYLAND

HT: 6-3

WT: 245

Born: 8/26/81

Seventh NFL season

Seventh Raiders Season

Acquired: FA-'06

High School: Philipsburg-Osceola (Philipsburg, Pa.)

Signed by Dallas Cowboys as non-drafted free agent, April 29, 2005...Waived by Cowboys, Sept. 28, 2005...Signed by New England Patriots as reserve/future free agent, Jan. 17, 2006...Waived by Patriots, Aug. 21, 2006...Signed by Oakland Raiders to practice squad, Nov. 30, 2006...Re-signed by Raiders as reserve/future free agent, Jan. 3, 2007...Re-signed by Raiders as exclusive-rights player, March 20, 2008...Re-signed by Raiders as exclusive-rights player, March 16, 2009...Re-signed by Raiders as restricted free agent, March 16, 2010...Re-signed by Raiders as unrestricted free agent, July 31, 2011.

CAREER: Athletic veteran has handled all long-snapping duties for the Raiders the past five seasons...Plays critical role in Oakland kicking game, which has featured two of top specialists in NFL history, K Sebastian Janikowski and P Shane Lechler...Has earned a pair of Pro Bowl selections (2009, 2011).

2012: Played in all 16 games...Was perfect on all 137 snaps (79 punts, 33 FG attempts, 25 PAT attempts), picked up five special-teams tackles and recovered a muffed punt...Voted Dec. 13 by his teammates as the annual Commitment to Excellence Award winner and presented with the honor, which signifies excellence in work ethic, dedication and spirit on and off the field, prior to home finale Dec. 16...Enters 2013 having played in 96 straight games...(9/10) vs. SD: Sustained a concussion covering a punt early in second quarter and did not return...Missed most of practice the ensuing week...(9/16) at Mia.: Passed all concussion tests and returned to action, extending his games-played streak to 82...(9/23) vs. Pit.: Snapped for Sebastian Janikowski's game-tying and game-ending field goals in fourth quarter of 34-31 win...(10/21) vs. Jac.: Voted a game-week captain prior to contest, successfully snapped for Janikowski's game-tying extra point at the end of regulation, and game-ending 40-yard field goal in overtime of 26-23 triumph...(10/28) at KC: In 6-6 game late in first half, vacuumed in a muffed Javier Arenas punt return on the Chiefs' 11, setting up the go-ahead TD; Oakland would not relinquish the lead en route to a 26-16 triumph...Marked his second career fumble recovery (also Sept. 26, 2010, at Arizona).

2011: Played in all 16 games for the fifth straight season, adding three solo tackles on special teams...Added to the AFC Pro Bowl roster as a need player...Snapped for Janikowski, who was selected for his first career Pro Bowl...Also snapped for Lechler, who posted the fourth-highest punting average (50.8) in NFL history...Helped Janikowski achieve NFL Special Teams Player of the Month honors in both September and November...(9/12) at Den.: In 23-20 win, snapped on three field goals, including Janikowski's NFL-record-tying 63-yarder...Also initiated Lechler's 77-yard punt, tying a franchise mark...(9/25) vs. NYJ: Snapped on a 56-yard field goal by Janikowski in 34-24 win...(10/9) at Hou.: Snapped on three field goals of 50-plus yards (54, 55, 50) by Janikowski, as Oakland tied the NFL single-game record for most field goals of 50-or-more yards...Janikowski's 55-yarder marked the longest kick in Reliant Stadium history; also snapped on a fake punt advanced 35 yards by Rock Cartwright for a key first down in emotional win...(10/16) vs. Cle.: Snapped on a fake field goal resulting in a 35-yard touchdown pass from Lechler to TE Kevin Boss, in 24-17 victory...(11/27) vs. Chi.: Part of record-setting kicking performances by both Janikowski and Lechler...Snapped on an 80-yard punt by Lechler, longest in franchise history...Also snapped on a team-record six field goals by Janikowski...With a PAT, helped Janikowski account for 19 points in a 25-20 win...(12/24) at KC: Snapped on the game-winning, 36-yard field goal by Janikowski in overtime.

AT A GLANCE

- Athletic veteran has handled all long-snapping duties for the Raiders the last six seasons, snapping successfully for Pro Bowl specialists Sebastian Janikowski and Shane Lechler.
- Has earned two trips to the Pro Bowl, in 2009 and '11.
- Owns 26 career special-teams tackles.
- In college, was atop the depth chart at long snapper for 38 straight games at Maryland.
- Was a first-team all-state running back in high school, competing in Central Pennsylvania.

2010: Snapped for Janikowski, who set a franchise record with 142 points...Also snapped for Lechler, tabbed for first-team All-Pro honors by the AP...Posted six tackles (five solo), one forced fumble and one fumble recovery on special teams...(9/12) at Ten.: Snapped on a season-high 68-yard punt by Lechler...Recorded two special teams tackles...(9/26) at Ari.: Snapped on three successful FG attempts, including a 54-yarder...Recovered a muffed punt that set up a first-quarter field goal, and added a special-teams tackle...(10/24) at Den.: Forced a fumble in punt coverage...Helped set an NFL record by snapping on eight successful extra-point attempts...(10/31) vs. Sea.: Snapped on four FGs, including a 49-yarder...(11/7) vs. KC: Snapped on three successful FGs, including game-tying 41-yarder with three seconds remaining in regulation, and 33-yard overtime winner...(12/26) vs. Ind.: Snapped on four successful FGs, including 59-yard field goal that marked the third-longest in Raiders history.

2009: Added to the AFC roster as a need player for Pro Bowl in South Florida...Snapped for Lechler, who posted a 51.1-yard gross average, the second-best mark in NFL history...Tied for third on the team with a career-high 10 special-teams tackles...(9/20) at KC: Snapped on a 54-yard field goal by Janikowski...(10/4) at Hou.: Posted two tackles (one solo) on special teams...(11/15) vs. KC: Assisted on two tackles on special teams...(11/22) vs. Cin.: Part of Janikowski's 33-yard game-winner with 15 seconds left...(12/13) vs. WAS: Snapped on a 54-yard field goal by Janikowski...(12/20) at Den.: Initiated another 54-yard Janikowski FG...(12/27) at Cle.: Snapped on Janikowski's 61-yard field goal, which set a then-Raiders record and marked the third longest field goal in NFL history...(1/3/10) vs. Bal.: Successfully snapped on two field goals as Janikowski became the first Raider to reach 1,000 career points.

2008: Played in 16 games, handling all long-snapping duties and collecting four special-teams tackles...(9/14) at KC: Snapped on a then franchise-record 56-yard field goal by Janikowski...(10/19) vs. NYJ: Snapped on Janikowski's 57-yard game-winner, longest overtime FG in NFL annals...(11/16) at Mia.: Contributed two special-teams tackles...(12/21) vs.



HOU: Recorded two tackles on special teams.

2007: Earned roster spot out of training camp and played in all 16 Oakland games, handling all snaps and contributing six tackles on special teams.

2006: In training camp with New England, was waived on 8/21, then signed to Raiders practice squad on 11/29.

2005: Played in three games for Cowboys...(9/11) at SD: Made NFL debut...Waived on 9/28.

COLLEGE: Served as Maryland's long-snapper and reserve defensive end, helping Terps to Orange, Peach and Gator bowls...Was atop the depth chart at long-snapper for 38 straight games...Became the first pure long-snapper to earn Maryland's top special-teams honor...Majored in science education.

PERSONAL: Attended Philipsburg-Osceola (Pa.) High School...Named first-team all-state (Pittsburgh Post-Gazette) as a senior after rushing for nearly 1,000 yards and totaling more than 100 tackles, including 13 sacks...Also had three interceptions...Unanimous All-Big 8 selection as a running back, linebacker and punter...Nominated for the Big 33 All-Star Game...As a junior, was a first-team all-conference selection at RB, LB and P, after rushing for 1,008 yards and nine touchdowns while averaging 17 tackles per game...Set school career records in rushing yards (2,700) and tackles (374)...Volunteered his time with the Easter Seals Kaleidoscope After School Program in September 2011... Attended Children's Hospital and Research Center of Oakland- Sports Medicine Center in April 2013... Played in the annual Madden-Mariucci bocce ball tournament in June 2013.

JON CONDO'S NFL STATISTICS


Year	Team	GP	GS
2005	Dallas.....	3	0
2007	Oakland.....	16	0
2008	Oakland.....	16	0
2009	Oakland.....	16	0
2010	Oakland.....	16	0
2011	Oakland.....	16	0
2012	Oakland.....	16	0

NFL totals (seven years)..... 99 0

ADDITIONAL STATISTICS: Special-teams tackles – 6 in 2007, 4 in 2008, 7 in 2009, 5 in 2010, 4 in 2011, 5 in 2012; NFL totals: 31. Special-teams fumble recoveries: 1 in 2012.

CAREER MILESTONES: NFL debut: at SD, 9/11/05, with Cowboys. Last game missed: at NYJ, 12/31/06 (on Raiders practice squad).





Jack CRAWFORD

DEFENSIVE END | PENN STATE

HT: 6-5

WT: 281

Born: 9/7/88

Acquired: D5a-12

Second NFL season

Second Raiders Season

High School: St. Augustine (Longport, N.J.)

Selected by Oakland Raiders as first of two fifth-round choices (158th overall) in 2012 NFL Draft, April 28, 2012.

2012: Played in four games and dressed but did not play in one; inactive for the others...In 49 snaps, collected five tackles (three solo)...Sustained a foot injury at practice Aug. 7; returned to practice four days later, but missed the first two preseason games as precaution...Made his unofficial debut vs. Detroit (8/25)...Inactive for season's first two games...(9/23) vs. Pit.: Made his NFL debut, as a reserve on the line; posted two stops (one solo) ...(11/18) vs. NO: Saw fourth-quarter snaps on the defensive line...(11/25) at Cin.: Sustained a toe injury at practice Nov. 21 and was inactive...(12/2) vs. Cle.: Did not practice all week, and missed second straight game...(12/16) vs. KC: Having slowly returned to full participation in practice, was inactive for game...(12/23) at Car.: Played several snaps at defensive end...(12/30) at SD: Dressed but did not play.

COLLEGE: Played four years at Penn State...As a senior, played and started all 13 games and totaled 42 stops with 7.5 tackles for loss...Added 6.5 sacks, six passes defended and two fumble recoveries...Had six tackles and two sacks against Ohio State...Recorded a season-high seven tackles at Northwestern...Played in 10 games with seven starts as a junior, when he compiled 14 stops, with 4.5 tackles for loss and two sacks...Had two stops at No. 1 Alabama...After missing three games with a foot injury, returned for a comeback win over Northwestern...Recorded a sack at Ohio State and returned to the starting lineup against Indiana...Played on 70 snaps against Florida in the 2011 Outback Bowl...As a sophomore, started every game at defensive end and was among the Big Ten leaders

AT A GLANCE

- Born in London, England, did not play football until his junior year of high school, when he moved to the U.S.
- Initially moved to the United States to play basketball.
- A three-year starter at Penn State, began his career as a tight end; caught 12 TD passes as a senior in high school.
- Also played soccer growing up.

in minus-yardage plays as a sophomore...Ranked ninth in the Big Ten in tackles for loss (14.5) and 10th with 5.5 sacks...Earned honorable-mention all-conference honors...Totaled 31 tackles, and tied for the team lead with two fumble recoveries, along with one forced fumble and three pass breakups...Made first career start, against Akron, recording two tackles for loss and one sack...Had a tackle for loss in Capital One Bowl win over LSU...During his true freshman season, 2008, saw action at defensive tackle and tight end...Totaled four tackles with two pass breakups.

PERSONAL: Attended St. Augustine High School in Longport, N.J. ...Rated No. 15 defensive end in the nation by Scout.com...Also played tight end...Earned all-area and All-Parochial honors...Had 12 touchdown receptions as a senior...Also played basketball and soccer...Born in London, England...Moved to the United States while in high school before 2005 junior season, his first year of football.

JACK CRAWFORD'S NFL STATISTICS

Year	Team	TACKLES							INTERCEPTIONS					FUMBLES			
		GP	GS	Tot	Solo	Asst	Sk	Yds	No	Yds	Lg	TD	PD	FF	FR	Yds	
2012	Oakland	4	0	5	3	2	0.0	0.0	0	0	0	0	0	0	0	0	0

SINGLE-GAME HIGHS & CAREER MILESTONES: TACKLES: 2, twice; last: at Den., 9/30/12. NFL debut: vs. Pit., 9/23/12

JACK CRAWFORD GAME-BY-GAME

2012, OAKLAND

Date	Opp	GP	GS	Tot	So	As	Sk	Yd	Int	Yd	Lg	TD	PD	FF	FR
09/10	SD-L	(inactive)													
09/16	at Mia-L	(inactive)													
09/23	Pit-W	1	0	2	1	1	0.0	0.0	0	0	0	0	0	0	0
09/30	at Den-L	1	0	2	1	1	0.0	0.0	0	0	0	0	0	0	0
10/14	at Atl-L	(inactive)													
10/21	Jac-W	(inactive)													
10/28	at KC-W	(inactive)													
11/04	TB-L	(inactive)													
11/11	at Bal-L	(inactive)													
11/18	NO-L	1	0	1	1	0	0.0	0.0	0	0	0	0	0	0	0
11/25	at Cin-L	(inactive -- toe)													
12/02	Cle-L	(inactive -- toe)													
12/06	Den-L	(inactive -- toe)													
12/16	KC-W	(inactive -- toe)													
12/23	at Car-L	1	0	0	0	0	0.0	0.0	0	0	0	0	0	0	0
12/30	at SD-L	(did not play)													
12 TOTALS		4	0	5	3	2	0.0	0.0	0	0	0	0	0	0	0





Josh CRIBBS 16

WIDE RECEIVER | KENT STATE

HT: 6-1

WT: 192

Born: 6/9/83

Acquired: UFA-'13 (Cle.)

Ninth NFL season

First Raiders Season

High School: Dunbar (Washington D.C.)

Signed as a non-drafted free agent by Cleveland Browns, May 2, 2005...Re-signed by Browns as exclusive-rights free agent, July 11, 2006...Signed new contract with Browns, March 6, 2010...Signed by Oakland Raiders as unrestricted free agent, May 16, 2013.

CAREER: Discovered by Browns scouts less than an hour from team headquarters, at Kent State, entered the NFL as an undrafted prospect...A quarterback most of his life, converted as an NFL rookie into a return man by Cleveland's staff...Quickly found his niche and has cemented himself as one of the most dominant special-teams threats in NFL history...Owns two Pro Bowl selections (2007, 2009)...Signed by Oakland as an unrestricted free agent this past offseason, could give the Raiders a boost in their return game...Leads all active players in career kickoff returns and yards...With 11 combined touchdowns on kickoffs (eight) and punts (three), ranks fifth in NFL history, trailing Devin Hester (17, 2006-12), Brian Mitchell (13, 1990-2003), Dante Hall (12, 2000-08) and Eric Metcalfe (12, 1989-2002)...Shares another NFL record with nine other players for kickoff-return TDs in a game, with two in a 2009 win at Kansas City...Also enters 2013 ranked sixth all-time in kickoff returns (387), fifth in kickoff-return yards (10,015) and sixth (12,169) in combined kick/punt-return yards...His 10,015 kickoff-return yards are the most for any NFL player with one team...Owns two of the top four days ever recorded by an NFL return man, 306 combined kickoff/punt-return yards in a 2007 contest vs. Baltimore and 305 in a 2009 trip to Kansas City...A wide receiver by trade, has started 31 of 128 games played over an eight-year career, with 107 receptions for 1,161 yards (10.9 avg.) and seven TDs...Also has 128 NFL carries for 753 yards (5.9 avg.) and two TDs.

2012: Played in 16 games with two starts, caught seven passes for 63 yards, and rushed six times for 42 yards...On special teams, averaged 12.0 yards (sixth in NFL) on 38 punt returns, including a 60-yarder, and averaged 27.4 yards (fourth in NFL) on 43 kickoff returns, with a long of 74...Ranked fourth on the team with nine special-teams tackles, playing a key role in a kickoff-coverage unit that ranked second in the NFL (19.8-yard average allowed on 43 returns)...Became just the sixth player in NFL history to reach 12,000 combined kickoff- and punt-return yards...Just missed the Pro Bowl, receiving first-alternate status as both a return man and special-teamer...(9/23) vs. Buf.: With 85 kickoff-return yards, surpassed Michael Bates (9,110) for sixth on the NFL's all-time list...(9/27) at Bal.: Started as a WR, catching two passes for 11 yards, but sustained a concussion on a punt return and did not return...(10/7) at NYG: Set up a Phil Dawson field goal with a 74-yard kickoff return, his longest since Dec. 20, 2009...(10/14) vs. Cin.: Started on offense, had an 8-yard carry and returned two punts for 60 total yards, including a 60-yarder that set up a third-quarter field goal...Additionally, in a 34-24 win, set up a key fourth-quarter TD with a 44-yard kickoff return...(11/4) vs. Bal.: Eclipsed the NFL record held by Brian Mitchell (9,586, Washington) for most kickoff-return yards by a player with the same team...(11/18) at Dal.: In a tough 23-20 loss, paved the way for two touchdown drives, with 20- and 21-yard punt returns...(11/25) vs. Pit.: Sat out portion of game with shoulder injury...(12/9) vs. KC: Took two snaps as a Wildcat QB, and carried twice for 15 yards, including a 12-yard gain...His 38-yard punt return set up a FG in a Browns win...(12/16) vs. Was.: Turned a direct snap into a 16-yard run to the Redskins' 7, setting up a Trent Richardson TD...Matched his single-game career high with seven kickoff returns (third time)...(12/30) at Pit.: Became the Browns' all-time leader in punt-return yards, surpassing Dennis Northcutt (2,149)...Also became the fifth player in NFL annals to reach 10,000 career kickoff-return yards.

AT A GLANCE

- The kickoff returner on the NFL's all-decade team (2000s), currently shares league record with eight career touchdowns on kickoff returns, tied with Seattle's Leon Washington (2006-12) entering 2013.
- A two-time Pro Bowl selection, in eight NFL seasons has played wide receiver and Wildcat quarterback, having completed four of 12 pass attempts, in addition to his renowned return role.
- Did not return a college kickoff or punt in four years at Kent State. Converted from college quarterback to dynamic return man and versatile offensive weapon as a non-drafted rookie by Romeo Crennel's Cleveland staff in 2005.
- Started four years at quarterback and, in addition to record-setting total offense and rushing numbers, punted 10 times (with seven inside the 20) and caught four passes. Served as the Golden Flash- es' starting QB as a true freshman in 2001, when he finished second in MAC Freshman of the Year voting to Ben Roethlisberger.
- One of four Kent State players with his number retired, joining a group that includes Jack Lambert.
- A prep quarterback in Washington D.C., concluded his high-school career leading his Dunbar team to a conference championship, throwing a pair of TDs, one to Vernon Davis. Lettered in four sports, including swimming.
- An occasional actor, has appeared in a pair of TV episodes, on *The League* and *Hot in Cleveland*...Also started his own social media Web site, 2centsme.com.

2011: Played in 16 games with seven starts at wide receiver... Averaged 12.6 yards per reception with career highs in catches (41), yards (518) and receiving touchdowns (four), which tied Evan Moore for the team lead... Finished second on the team in both receptions and receiving yards... Also had 25 yards on seven carries, and averaged 25.0 yards on 39 kickoff returns, including an 84-yard TD...Had kickoff returns of 63, 52 and 51 yards – all of which led to Browns points... Paced the team with 14 special-teams tackles...Finished third in the AFC and sixth in the NFL in punt-return average (11.4)...(9/18) at Ind.: Named AFC Special Teams Player of the Week after returning two kickoffs for 80 yards and two punts for 52 yards...His 52-yard kickoff return and 43-yard punt return both set up touchdown drives...(11/6) at Hou.: Appeared in his 100th career regular-season game and hauled in five passes for 50 yards, including a 2-yard touchdown... Also returned a kickoff 63 yards and posted three tackles on kickoff coverage...(12/24) at Bal.: Scored on a career-long 84-yard punt return...(1/1/12) vs. Pit.: Set career highs in receptions (seven) and yards (91), and collected three special-teams stops.

2010: A special-teams captain, played in 15 games with five starts... Caught 23 passes for 292 yards and a touchdown, rushed for 66 yards on 20 carries, and completed two of three passes for 19 yards...Returned 40 kickoffs for a 20.4-yard average with a long of 37, and fielded 20 punts for an 8.4-yard aver-



CRIBBS *continued...*

age... (9/19) vs. KC: Had a career-most 74 receiving yards on three catches, including his longest NFL reception, a 65-yard TD from Seneca Wallace... (9/26) at Bal.: Matched a career high with five receptions, for 58 yards, and compiled 20 yards on a pair of carries... (10/24) at NO: In one of the more exciting plays of the NFL season, fielded a first-quarter punt, then laterated across to field to Eric Wright, who ran 62 yards to the Saints' 19 to set up a FG in an eventual 30-17 win... (11/14) vs. NYJ: Sustained a foot injury and missed the ensuing week.

2009: The AFC's top return specialist, earned first-team Associated Press All-Pro honors, as well as SI.com All-Pro and PF/W/PFWA All-NFL accolades... Also picked up his second Pro Bowl selection and team MVP honors from the local chapter of the PFWA... Became the first in NFL history to return a kickoff for a touchdown in five consecutive seasons, breaking a mark shared by Bob-b Mitchell (1960-63) and Dante Hall (2002-05); Percy Harvin (2009-12) enters 2013 on an active four-season streak... Started 12 of 16 games played... Caught 20 passes for 135 yards with one touchdown, and rushed primarily out of the Wildcat formation for 381 yards on 55 carries – both third on the team – with one touchdown... Also completed one of four passes for 18 yards, with one interception... Returned 56 kickoffs for a 27.5-yard average (No. 1 in AFC, No. 3 in NFL), with three touchdowns: 103-, 100- and 98-yards... Fielded 38 punts for an 11.9-yard average (second in AFC, fourth in NFL), including a 67-yard TD... Led the NFL with 1,994 combined kickoff/punt-return yards, the fourth-highest single-season figure in NFL annals... With 2,214 return yards in 2007, he secured two of the top four season totals in NFL history... Finished with 2,510 all-purpose yards, the fifth-highest single-season total in the NFL record book... His three kickoff returns for touchdowns tied for the third-most in NFL annals, trailing only the four by Cecil Turner (Chicago, 1970) and Travis Williams (Green Bay, 1967)... His four total return scores and three from kickoffs were both Browns single-season records... Was named AFC Special Teams Player of the Month for December/January when he returned 17 kick-offs for a 31.0-yard average with two touchdowns, and fielded 14 punts for a 9.7-yard average... Eamed AFC Special Teams Player of the Week honors on back-to-back occasions, in Weeks 14 and 15... Extended to five his career-opening streak of seasons with 1,000 kickoff-return yards, becoming the first in NFL history to reach that distinction... (10/18) at Pit.: Returned a kickoff 98 yards for a touchdown... (12/10) vs. Pit.: Piled up a career-high 87 rushing yards, on eight carries, including a career-long 37-yard burst... (12/20) at KC: Became the ninth player in league annals to return two kickoffs for touchdowns, and only the second with two scores of 100-or-more yards (Ted Ginn, 2009)... Enjoyed the fourth-most productive kickoff-return day in league history, with 269 yards... His seventh kickoff-return TD, a 100-yard runback in the first quarter, broke the NFL's career individual record... Added to the mark in the third quarter, with a 103-yard touchdown, his eighth such score.

2008: Played in all 16 games with two starts, both as a WR, although he had 27 more carries than receptions... Caught two passes for 18 yards, with one TD, and rushed 29 times for 167 yards (5.8 avg.), with another TD... Also completed his first NFL pass... A special-teams captain, led the team in coverage tackles (26) for a third straight year... Averaged 25.2 yards on 44 kickoff returns, with one TD, and 8.1 yards on 28 punt returns... (10/19) at Was.: Registered his first career touchdown reception, a 1-yard grab from Derek Anderson with 2:44 remaining in the game... (10/26) at Jac.: On kickoff coverage in a 20-17 game, recovered a fourth-quarter fumble at the Jags' 25 with 4:27 remaining, setting up a significant field goal in a 23-17 triumph... (11/2) vs. Bal.: On the strength of a 92-yard kick-return touchdown, compiled 278 combined return yards (237 kickoff, 41 punt)... (11/17) at Buf.: Found paydirt on a 2-yard run, his first career rushing touchdown... (12/28) at Pit.: Threw his first NFL pass, completing an 8-yard strike to Martin Rucker.

2007: Played in all 16 contests, starting two, but made his prevailing contributions in the kicking game... In a breakout season, earned his first Pro Bowl invitation, leading NFL kickoff returners in both average (30.7) and yards (1,809)... His kickoff-return yards ranked second in league annals, trailing only Mar-Tay Jenkins (2,186 for Arizona in 2000)... Added 405

punt-return yards to establish the second-best combined-return figure (2,214) in NFL annals, behind New Orleans' Michael Lewis (2,432 in 2002)... Became only the second NFL player ever to average more than 30 yards on kickoff returns and better than 10 yards on punt returns in the same season (Terry Met-calf, St. Louis Cardinals, 1974, 31.2 KR, 13.1 PR)... His 13.5-yard punt-return average ranked third in NFL... Led the team with 23 special-teams tackles... Twice brought home NFL Special Teams Player of the Month (September, November)... (9/23) at Oak.: Returned a kickoff 99 yards for a touchdown... (11/11) at Pit.: Scored on a 100-yard kickoff return... (11/18) at Bal.: Established Cleveland's single-game record with 245 kickoff-return yards and, with his 61 yards on punt returns, finished with the third most combined-return yards in NFL history, 306... Late in fourth quarter, his 39-yard kickoff return set up a game-tying 51-yard FG, sending the game to OT at 30-30... Then returned the overtime-opening kick 41 yards, en route to Phil Dawson's walk-off FG... (12/2) at Ari.: Threw a two-point pass to Kellen Winslow on a fourth-quarter conversion... (12/30) vs. SF: Weaved his way through punt coverage on a 76-yard touchdown.

2006: Played in all 16 Cleveland games, with one start, and led the team with 25 special-teams tackles... (9/24) vs. Bal.: Made his first NFL start, as part of a three-WR set... (10/1) vs. Oak.: Named AFC Special Teams Player of the Week by averaging 59.0 yards on two kickoff returns... (11/19) vs. Pit.: Notched his second career kickoff-return touchdown, a 92-yard play.

2005: An undrafted rookie, made Cleveland's season-opening roster and played in all 16 games, seeing his first consistent time as a WR and return man since his Pop Warner days... Dominated on special teams, finishing second on the club with 19 coverage tackles... (9/11) vs. Cin.: Made his NFL debut, on special teams... (10/23) vs. Det.: Registered his initial NFL touchdown, a 90-yard kickoff return... (12/18) at Oak.: Caught a 7-yard pass from Charlie Frye on a field-goal drive late in first half, his first NFL reception.

COLLEGE: A four-year starting quarterback (2001-04), including his true-freshman campaign, did not return a punt or kickoff... Finished career as Kent State's career total offense leader with 10,839 yards... Rushed and passed for 1,000 yards in three of four seasons, and passed for 55 touchdowns and rushed for another 38 during his career... Graduated with 27 program records... Became the second player in NCAA history with 1,000 yards passing and 1,000 yards rushing in two seasons... Had 12 career games with 100 or more yards both rushing and passing... Set career Kent State passing records in completions (616), attempts (1,123) and yards (7,169)... Finished as program's third leading rusher all-time, with 3,670 yards, and a school-record 38 touchdowns... Scored 41 total touchdowns and 246 points, two more school records... Set Mid-American Conference record for rushing yards by a quarterback... As a 2004 senior honorable-mention All-American (College Football News), ranked third nationally in total offense (310.8 yards per game)... Also punted 10 times for a 29.3-yard average, including a long of 50, and nailed seven inside the 20... In 2003, started all 12 games and set school record with 3,125 yards of total offense... Accounted for 29 touchdowns (14 passing, 14 rushing, one receiving) and led the team with 701 yards rushing on 161 carries... In 2002, led the nation by averaging 7.72 yards on 137 carries, with 10 touchdowns... In 2001, took over starting QB duties in the third game and became the first freshman in Division I-A history to run and pass for more than 1,000 yards... Runner-up for MAC Freshman of the Year honors to Miami (Ohio) QB Ben Roethlisberger... Graduated with a degree in communications... One of just four players in Kent State history with his number retired, joined a group that includes Jack Lambert.

PERSONAL: Cribbs and his wife, Maria, have a daughter, Kimorah, and a son, Israel... Attended Dunbar High School in Washington, D.C... Led team to three straight D.C. Interscholastic Athletic Association titles, including a senior-season Turkey Bowl league championship in which he threw two TD passes, one to future-49er Vernon Davis... As a senior in 2000, completed 130 of 277 passes for 2,258 yards with 23 touchdowns, and ran for seven

more scores... Earned letters in football, baseball, basketball and swimming... Named the Browns 2011 Walter Payton Man of the Year... Very active in the Cleveland community, volunteered for numerous "Shop with a Pro" and school visits... Also helped renovate Bump Taylor Field as part of the NFL Grassroots Field Renovation... Founded the "Josh's Cribb" season-ticket program, which provided tickets, apparel and food for the Center for Families & Children and

City Year Cleveland organizations... Served as the United Way rep for Cleveland... Donated \$20,000 to relief efforts after the 2011 Haiti earthquake... A part-time actor, has appeared in two TV shows, The League and Hot in Cleveland... Started the social Web site www.2centsme.com.

JOSH CRIBBS' NFL STATISTICS

Year	Team	RECEIVING						RUSHING					
		GP	GS	No	Yds	Avg	Lg	TD	Att	Yds	Avg	Lg	TD
2005	Cleveland	16	0	1	7	7.0	7	0	0	0	-	-	0
2006	Cleveland	16	1	10	91	9.1	14	0	2	11	5.5	9	0
2007	Cleveland	16	2	3	37	12.3	18	0	9	61	6.8	18	0
2008	Cleveland	16	2	2	18	9.0	17	1	29	167	5.8	27	1
2009	Cleveland	16	12	20	135	6.8	35	1	55	381	6.9	37	1
2010	Cleveland	16	5	23	292	12.7	65	1	20	66	3.3	19	0
2011	Cleveland	16	7	41	518	12.6	45	4	7	25	3.6	15	0
2012	Cleveland	16	2	7	63	9.0	24	0	6	42	7.0	16	0
NFL totals (eight years)		128	31	107	1,161	10.9	65	7	128	753	5.9	37	2

Year	Team	KICKOFF RETURNS					PUNT RETURNS					
		No	Yds	Avg	Lg	TD	No	FC	Yds	Avg	Lg	TD
2005	Cleveland	45	1,094	24.3	90	1	1	0	5	5.0	5	0
2006	Cleveland	61	1,494	24.5	92	1	6	3	51	8.5	34	0
2007	Cleveland	59	1,809	30.7	100	2	30	10	405	13.5	76	1
2008	Cleveland	44	1,110	25.2	92	1	28	7	228	8.1	32	0
2009	Cleveland	56	1,542	27.5	103	3	38	3	452	11.9	67	1
2010	Cleveland	40	814	20.4	37	0	20	6	168	8.4	17	0
2011	Cleveland	39	974	25.0	63	0	34	8	388	11.4	84	1
2012	Cleveland	43	1,178	27.4	74	0	38	8	457	12.0	60	0
NFL totals		387	10,015	25.9	103	8	195	45	2,154	11.0	84	3

ADDITIONAL STATISTICS: Threw a 2-point conversion to Kellen Winslow at Ari., 12/2/07. SPECIAL-TEAMS TOUCHDOWNS (14, all with Browns): Punt-return TD - vs. SF, 12/30/07 (76 yards); vs. Min., 9/13/09 (67 yards); at Bal., 12/24/11 (84 yards). Kickoff-return TD (8) - vs. Det., 10/23/05 (90 yards); vs. Pit., 11/19/06 (92 yards); at Oak., 9/23/07 (99 yards); at Pit., 11/11/07 (100 yards); vs. Bal., 11/2/08 (92 yards); at KC, 12/20/09 (98 yards); at KC, 12/20/09 (two, 100 and 103 yards). PASSING - 0-1 in 2006; 1-4, 8 yards in 2008; 1-4, 18 yards, 1 INT in 2009; 2-3, 19 yards, 1 sack in 2010; 0-0, 1 sack in 2011; NFL passing totals: 4-12 (33.3 pct.), 45 yards, 0 TD, 1 INT, 18 long, 2 sacks. Special-teams tackles: 19 in 2005, 25 in 2006, 23 in 2007, 26 in 2008, 9 in 2009, 14 in 2011, 9 in 2012; NFL total: 125. Fumbles-lost - 4-0 in 2005, 3-2 in 2006, 5-1 in 2007, 6-2 in 2009, 3-1 in 2011, 6-3 in 2012; NFL total: 34-9.

SINGLE-GAME HIGHS & CAREER MILESTONES: RECEIVING: Receptions - 7, vs. Pit., 1/1/12, with Browns. Yards - 91, vs. Pit., 1/1/12, with Browns. Long - 65-TD, vs. KC, 9/19/10, with Browns. TD - 1, seven times, last vs. Jac., 11/20/11. RUSHING: Attempts: 8, vs. Pit., 12/10/09, with Browns. Yards - 87, vs. Pit., 12/10/09, with Browns. Long - 37, vs. Pit., 12/10/09, with Browns. Touchdowns - 1, twice; last vs. Jac., 1/3/10, with Browns. KICKOFF RETURNS: Returns - 7, three times; last vs. Was., 12/16/12, with Browns. Yards - 269, at KC, 12/20/09, with Browns. TD - 2, at KC, 12/20/09, with Browns. Long - 103, at KC, 12/20/09, with Browns. PUNT RETURNS: Returns - 6, three times; last: 9/9/12 vs. Phi. Yards - 135, vs. SF, 12/30/07, with Browns. Long - 84, at Bal., 12/24/11, with Browns. TD - 1, three times; last: 12/24/11 at Bal. COMBINED RETURN YARDS: 306, at Bal., 11/18/07. NFL debut vs. Cin., 9/11/05, with Browns. First NFL start vs. Bal., 9/24/06, with Browns. First reception: at Oak., 12/18/05 (7 yards, C.Frye), with Browns. First receiving TD: at Was., 10/19/08 (1 yard, D.Anderson), with Browns. Last receiving TD: vs. Jac., 11/20/11, with Browns. First rushing TD: at Buf., 11/17/08, with Browns. Last rushing TD: vs. Jac., 1/3/10, with Browns.

JOSH CRIBBS GAME-BY-GAME

2005, CLEVELAND

Date	Opp	GP	GS	No	Yds	Avg	Lg	TD
09/11	Cin-L	1	0	0	0	-	-	0
09/18	at GB-W	1	0	0	0	-	-	0
09/25	at Ind-L	1	0	0	0	-	-	0
10/09	Chi-W	1	0	0	0	-	-	0
10/16	at Bal-L	1	0	0	0	-	-	0
10/23	Det-L	1	0	0	0	-	-	0
10/30	at Hou-L	1	0	0	0	-	-	0
11/06	Ten-W	1	0	0	0	-	-	0
11/13	at Pit-L	1	0	0	0	-	-	0
11/20	Mia-W	1	0	0	0	-	-	0
11/27	at Min-L	1	0	0	0	-	-	0
12/04	Jac-L	1	0	0	0	-	-	0
12/11	at Cin-L	1	0	0	0	-	-	0
12/18	at Oak-W	1	0	1	7	7.0	7	0
12/24	Pit-L	1	0	0	0	-	-	0
01/01	Bal-W	1	0	0	0	-	-	0
05 TOTALS		16	0	1	7	7.0	7	0

2006, CLEVELAND

Date	Opp	GP	GS	No	Yds	Avg	Lg	TD
09/10	NO-L	1	0	0	0	-	-	0
09/17	at Cin-L	1	0	1	11	11.0	11	0
09/24	Bal-L	1	1	1	6	6.0	6	0
10/01	at Oak-W	1	0	0	0	-	-	0
10/08	at Car-L	1	0	2	18	9.0	11	0
10/22	Den-L	1	0	4	32	8.0	11	0
10/29	NYJ-W	1	0	1	14	14.0	14	0
11/05	at SD-L	1	0	0	0	-	-	0
11/12	at Atl-W	1	0	1	10	10.0	10	0
11/19	Pit-L	1	0	0	0	-	-	0
11/26	Cin-L	1	0	0	0	-	-	0
12/03	KC-W	1	0	0	0	-	-	0
12/07	at Pit-L	1	0	0	0	-	-	0
12/17	at Bal-L	1	0	0	0	-	-	0
12/24	TB-L	1	0	0	0	-	-	0
12/31	at Hou-L	1	0	0	0	-	-	0
06 TOTALS		16	1	10	91	9.1	14	0



2007, CLEVELAND

Date	Opp	GP	GS	No	Yds	Avg	Lg	TD
09/09	Pit-L	1	0	1	7	7.0	7	0
09/16	Cin-W	1	1	0	0	-	-	0
09/23	at Oak-L	1	0	0	0	-	-	0
09/30	Bal-W	1	0	0	0	-	-	0
10/07	at NE-L	1	0	0	0	-	-	0
10/14	Mia-W	1	0	0	0	-	-	0
10/28	at StL-W	1	0	0	0	-	-	0
11/04	Sea-W	1	0	0	0	-	-	0
11/11	at Pit-L	1	0	0	0	-	-	0
11/18	at Bal-W	1	0	0	0	-	-	0
11/25	Hou-W	1	1	0	0	-	-	0
12/02	at Ari-L	1	0	0	0	-	-	0
12/09	at NYJ-W	1	0	1	18	18.0	18	0
12/16	Buf-W	1	0	0	0	-	-	0
12/23	at Cin-L	1	0	1	12	12.0	12	0
12/30	SF-W	1	0	0	0	-	-	0
07 TOTALS		16	2	3	37	12.3	18	0

2008, CLEVELAND

Date	Opp	GP	GS	No	Yds	Avg	Lg	TD
09/07	Dal-L	1	0	0	0	-	-	0
09/14	Pit-L	1	0	1	17	17.0	17	0
09/21	at Bal-L	1	0	0	0	-	-	0
09/28	at Cin-W	1	0	0	0	-	-	0
10/13	NYG-W	1	0	1	1	1.0	1	1
10/19	at Was-L	1	0	0	0	-	-	0
10/26	at Jac-W	1	0	0	0	-	-	0
11/02	Bal-L	1	0	0	0	-	-	0
11/06	Den-L	1	0	0	0	-	-	0
11/17	at Buf-W	1	0	0	0	-	-	0
11/23	Hou-L	1	0	0	0	-	-	0
11/30	Ind-L	1	0	0	0	-	-	0
12/07	at Ten-L	1	0	0	0	-	-	0
12/15	at Phi-L	1	1	0	0	-	-	0
12/21	Cin-L	1	1	0	0	-	-	0
12/28	at Pit-L	1	0	0	0	-	-	0
08 TOTALS		16	2	2	18	9.0	17	1

2009, CLEVELAND

Date	Opp	GP	GS	No	Yds	Avg	Lg	TD
09/13	Min-L	1	1	2	10	5.0	8	0
09/20	at Den-L	1	0	5	22	4.4	7	0
09/27	at Bal-L	1	1	1	2	2.0	2	0
10/04	Cin-L	1	0	1	5	5.0	5	0
10/11	at Buf-W	1	0	0	0	-	-	0
10/18	at Pit-L	1	1	0	0	-	-	0
10/25	GB-L	1	0	1	-1	-1.0	-1	0
11/01	at Chi-L	1	1	1	23	23.0	23	0
11/16	Bal-L	1	1	1	10	10.0	10	0
11/22	at Det-L	1	1	2	39	19.5	35	1
11/29	at Cin-L	1	1	3	7	2.3	5	0
12/06	SD-L	1	1	1	6	6.0	6	0
12/10	Pit-W	1	1	1	9	9.0	9	0
12/20	at KC-W	1	1	1	3	3.0	3	0
12/27	Oak-W	1	1	0	0	-	-	0
01/03	Jac-W	1	1	0	0	-	-	0
09 TOTALS		16	12	20	135	6.8	35	1

2010, CLEVELAND


Date	Opp	GP	GS	No	Yds	Avg	Lg	TD
09/12	at TB-L	1	1	2	11	5.5	6	0
09/19	KC-L	1	0	3	74	24.7	65	1
09/26	at Bal-L	1	1	5	58	11.6	20	0
10/03	Cin-W	1	1	2	24	12.0	15	0
10/10	Ath-L	1	0	1	8	8.0	8	0
10/17	at Pit-L	1	0	0	0	-	-	0
10/24	at NO-W	1	0	1	10	10.0	10	0
11/07	NE-W	1	1	2	13	6.5	7	0
11/14	NYJ-L	1	0	1	37	37.0	37	0
11/21	at Jac-L	1	0	0	0	-	-	0
11/28	Car-W	1	0	0	0	-	-	0
12/05	at Mia-W	1	0	0	0	-	-	0
12/12	at Buf-L	1	0	1	7	7.0	7	0
12/19	at Cin-L	1	0	1	4	4.0	4	0
12/26	Bal-L	1	1	1	9	9.0	9	0
01/02	Pit-L	1	0	3	37	12.3	31	0
10 TOTALS		16	5	23	292	12.7	65	1

2011, CLEVELAND

Date	Opp	GP	GS	No	Yds	Avg	Lg	TD
09/11	Cin-L	1	0	1	13	13.0	13	0
09/18	at Ind-W	1	1	3	41	13.7	25	0
09/25	Mia-W	1	1	3	49	16.3	33	1
10/02	Ten-L	1	0	5	50	10.0	16	0
10/16	at Oak-L	1	0	2	30	15.0	23	0
10/23	Sea-W	1	0	1	9	9.0	9	0
10/30	at SF-L	1	1	2	56	28.0	45	1
11/06	at Hou-L	1	0	5	50	10.0	20	1
11/13	StL-L	1	1	3	32	10.7	20	0
11/20	Jac-W	1	0	3	20	6.7	13	1
11/27	at Cin-L	1	1	1	8	8.0	8	0
12/04	Bal-L	1	1	0	0	-	-	0
12/08	at Pit-L	1	1	2	38	19.0	25	0
12/18	at Ari-L	1	0	1	3	3.0	3	0
12/24	at Bal-L	1	0	2	28	14.0	23	0
01/01	Pit-L	1	0	7	91	13.0	23	0
11 TOTALS		16	7	41	518	12.6	45	4

2012, CLEVELAND

Date	Opp	GP	GS	No	Yds	Avg	Lg	TD
09/09	Phi-L	1	0	0	0	-	-	0
09/16	at Cin-L	1	0	1	4	4.0	4	0
09/23	Buf-L	1	0	1	24	24.0	24	0
09/27	at Bal-L	1	1	2	11	5.5	9	0
10/07	at NYG-L	1	0	0	0	-	-	0
10/14	Cin-W	1	1	0	0	-	-	0
10/21	at Ind-L	1	0	1	8	8.0	8	0
10/28	SD-W	1	0	1	7	7.0	7	0
11/04	Bal-L	1	0	0	0	-	-	0
11/18	at Dal-L	1	0	0	0	-	-	0
11/25	Pit-W	1	0	0	0	-	-	0
12/02	at Oak-W	1	0	0	0	-	-	0
12/09	KC-W	1	0	0	0	-	-	0
12/16	Was-L	1	0	0	0	-	-	0
12/23	at Den-L	1	0	0	0	-	-	0
12/30	at Pit-L	1	0	1	9	9.0	9	0
12 TOTALS		16	2	7	63	9.0	24	0



Juron CRINER 84

WIDE RECEIVER | ARIZONA

HT: 6-3 WT: 221
 Born: 12/12/89
 Acquired: D5b-12

Second NFL season
 Second Raiders Season
 High School: Canyon Springs (Las Vegas, Nev.)

Selected by Oakland Raiders as second of two fifth-round selections (168th overall) of 2012 NFL Draft, April 28, 2012.

2012: Played in 12 games, catching 16 passes for 151 yards (9.4 avg.) with one TD...Saw action on 164 offensive snaps...(9/10) vs. SD: Made his NFL debut, seeing limited action due to an ankle sprained during preseason finale...(9/16) at Mia.: Limited by the ankle in practice all week, was inactive...(9/23) vs. Pit.: Inactive...(9/30) at Den.: Made the first catches of his NFL career, late in the game, both from Carson Palmer; his first grab, for 13 yards, converted a fourth-and-1...(10/28) at KC: Skied to catch a would-be touchdown but came down out of bounds...(11/4) vs. TB: Made a critical play, showing great concentration, on a two-point conversion late in the game, catching a short pass in traffic from Carson Palmer in the end zone to pull Oakland within a field goal, 35-32, with 3:51 remaining...(11/11) at Bal.: Matched his season total entering the game with two receptions, including a 13-yard WR screen late in first quarter...(11/18) vs. NO: Snagged an early career-high three passes, including his first NFL touchdown, a 3-yard fade in the back corner of the end zone in the fourth quarter, and a third-down conversion late in the first quarter...(12/16) vs. KC: Sustained a painful hip injury early in game and did not play extensively.

COLLEGE: Played four years at Arizona...Saw action in 50 games with 31 starts...Totaled 209 receptions for 2,859 yards and 32 touchdowns...Added 125 yards on 17 rushing attempts...Finished fourth in school history in career receptions, fourth in career receiving yards, and third in single-season receiving yards with 1,233 in 2010...Set the school's career record in touchdown receptions, tying for second in Pac-12 Conference history...Recorded 82 receptions in 2010 to rank fourth on the single-season program list...Earned all-Pac-12 Conference second-team honors from The NFL Draft Report as a senior...Started 11 games and led team with 75 catches for 956 yards and 11 touchdowns...Totaled 10 receptions for 101 yards with three touchdowns against UCLA...Had 11 receptions the following week against Washington, totaling 116 yards and two touchdowns...Finished with nine catches for 134 yards, includ-

AT A GLANCE

- Name is pronounced jurr-AHN CRY-ner.
- Established Arizona career record with 32 receiving touchdowns, breaking Theo Bell's 36-year-old mark.
- As a junior All-American, led the Pac-10 in receptions per game.
- Considered one of the top players ever produced by Las Vegas, named to the Las Vegas Sun's all-decade team in 2010.

ing a game-winning 23-yard touchdown reception, against Arizona State... As a junior, earned All-America second-team honors from The NFL Draft Report, CBS Sports and Sports Illustrated... An All-Pac-10 first-team pick, led the conference and ranked 19th in the nation with an average of 6.3 receptions per game...Average of 94.8 receiving yards per contest also led the conference and placed seventh nationally...Led the team with a career-high 82 receptions, the fourth-highest total in a season by a Wildcat...Had 1,233 receiving yards and tied a program record with 11 touchdowns...Totaled 12 catches for 179 yards and a touchdown against Oregon State...As a sophomore, played in all 13 games and ranked second on the team with 45 receptions for 582 yards and nine touchdowns...Appeared in 13 games as a true freshman...Family studies and human development major.

PERSONAL: Attended Canyon Springs High School in Las Vegas, Nev. ... Two-time all-state selection as a wide receiver...Named to the Las Vegas Sun All-Decade Team in January 2010...Also selected first-team Class 4A All-Sunrise Region...Prep Star All-West choice...Led the state with 58 receptions for 1,631 yards and 25 touchdowns as a senior year...Also the team's leading scorer with 172 points, including 10 two-point conversion catches in 2007... As a junior, credited with 36 catches for 788 yards...Also lettered in basketball.

JURON CRINER'S NFL STATISTICS

Year	Team	RECEIVING							RUSHING				
		GP	GS	No	Yds	Avg	Lg	TD	Att	Yds	Avg	Lg	TD
2012	Oakland	12	0	16	151	9.4	17	1	0	0	-	-	0

JURON CRINER GAME-BY-GAME

2012, OAKLAND

Date	Opp	GP	GS	No	Yds	Avg	Lg	TD										
09/10	SD-L	1	0	0	0	-	-	0	11/11	at	Bal-L	1	0	2	26	13.0	13	0
09/16	at Mia-L			(inactive -- ankle)					11/18	NO-L	1	0	3	23	7.7	13	1	
09/23	Pit-W			(inactive -- ankle)					11/25	at Cin-L	1	0	3	23	7.7	11	0	
09/30	at Den-L	1	0	2	29	14.5	16	0	12/02	Cle-L	1	0	4	26	6.5	8	0	
10/14	at Atl-L	1	0	0	0	-	-	0	12/06	Den-L	1	0	2	24	12.0	17	0	
10/21	Jac-W	1	0	0	0	-	-	0	12/16	KC-W	1	0	0	0	-	-	0	
10/28	at KC-W	1	0	0	0	-	-	0	12/23	at Car-L			(inactive -- hip)					
11/04	TB-L	1	0	0	0	-	-	0	12/30	at SD-L			(inactive)					
12 TOTALS												12	0	16	151	9.4	17	1

ADDITIONAL STATISTICS: Caught two-point conversion from C. Palmer, vs. TB, 11/4/12. Fumbles-lost - 1-0 in 2012.

SINGLE-GAME HIGHS & CAREER MILESTONES: RECEIVING: Receptions -- 4, vs. Cle., 12/2/12. Yards -- 29, at Den., 9/30/12. Long -- 17, vs. Den., 12/6/12. Touchdowns -- 1, vs. NO, 11/18/12. NFL debut: vs. SD, 9/10/12. First NFL reception: at Den., 9/30/12 (C. Palmer). First NFL touchdown: vs. NO, 11/18/12 (C. Palmer).



15



Matt FLYNN

QUARTERBACK | LSU

HT. 6-2

WT. 230

Born: 6/20/85

Acquired: Tr-'13 (Sea.)

Sixth NFL season

First Raiders Season

High School: Robert E. Lee (Tyler, Tex.)

Selected by Green Bay Packers as first of two seventh-round selections (209th overall, 12th QB) in 2008 NFL Draft, April 27, 2008...Signed first contract, July 23, 2008...Signed by Seattle Seahawks as unrestricted free agent, March 21, 2012...Acquired by Oakland Raiders from Seattle for 2014 fifth-round choice and conditional 2015 selection, April 1, 2013.

CAREER: Won the backup quarterback job with Green Bay as a rookie in 2008...While serving as Green Bay's backup for four seasons (2008-11), played in 34 career games with two starts...During his tenure, he completed 82 of 132 attempts for 1,015 yards with nine TDs and five INTs...In his two career starts, totaled 731 yards with nine TDs and two INTs...Joined Dan Marino and Kurt Warner as the only three QBs to throw three-plus TD passes in each of their first two career starts...With Aaron Rodgers inactive on Dec. 19, 2010, got the starting nod against an 11-2 Patriots team that entered the game with a league-high 15-game winning streak at home...Completed 24-of-37 passes for 251 yards and three touchdowns with one interception for a 100.2 passer rating in Green Bay's 31-27 loss...Became the first Packers QB to throw three TD passes in his first career start since Anthony Dilweg posted the same number on Sept. 9, 1990...Also saw significant time in 2010 in Week 14 at Detroit after Rodgers sustained a concussion in the second quarter...Completed 40-of-66 passes (60.6 percent) for 433 yards, three TDs and two INTs for an 82.4 passer rating...Played in five games at QB in relief of Rodgers in 2009 after seeing action in three contests in his first season.

2012: Saw action in two contests while serving as Seattle's backup quarterback...(12/9) vs. Ari.: Was 5-for-9 (55.6 percent) for 68 yards and a 79.9 passer rating...Helped the team rout the Cardinals 58-0 after coming into the game in the fourth quarter.

2011: Saw action in five games with one start...(9/14) vs. Min.: Was 2-for-2 for 38 yards with a 118.8 passer rating...(11/12) vs. Det.: Made the second start of his career on New Year's Day, producing one of the most statistically outstanding performances by a QB in Packers history...Completed 31-of-44 attempts while setting single-game records with 480 yards and six TDs, including an 80-yard touchdown pass...Joined A.J. Tittle and Joe Namath as the only three QBs in NFL history to have posted 480-plus yards and six-plus TDs in the same game...Completed 5-of-7 attempts for 73 yards and a TD on the game-winning drive.

2010: Appeared in seven games with one start, completing 40-of-66 passes for 433 yards, three TDs and two INTs (82.4 rating)...Active, but did not play in other nine regular-season contests...Played in one postseason contest, serving as the No. 2 QB in the other three, but seeing no action...(12/12) at Det.: Saw the most extended playing time of his career to that point, entering the game for Rodgers (concussion) with 1:12 remaining in the first half...Connected on 15-of-26 passes for 177 yards with an INT...(12/19) at NE: Made first career start...Completed 24-of-37 (64.9 percent) for 251 yards and three TDs with one INT against the 11-2 Patriots...According to Elias Sports Bureau, his 100.2 passer rating was the highest by any NFL quarterback making his first career start against a team with a 10-2 record or better since the 1970 AFL-NFL merger.

2009: Served as the No. 2 QB for the second straight season...Played in 15 games, handling holding duties for FGs and PATs in the first 13 games and seeing time at QB in five contests, completing 7-of-12 passes for 58 yards with one INT...(10/25) at Cle: Saw first action at QB on the season when he relieved

AT A GLANCE

- Served as the No. 2 quarterback each of the last three seasons, and held for field goals and extra points in separate stints in 2008-09 as well.
- Started his first pro game in 2010 at New England (11-2) with the Packers in Week 15, where his 100.2 passer rating in the contest was the highest by any NFL quarterback making his first career start against a team with a 10-2 record or better since the 1970 AFL-NFL merger.
- Also became the first Packers QB to throw three TD passes in his first career start since Anthony Dilweg posted the same number vs. the Los Angeles Rams on Sept. 9, 1990.
- Was one of only six rookie quarterbacks in the NFL to throw a pass in 2008.
- Finished LSU career by leading the Tigers to the 2007 BCS National Championship with a 38-24 win over Ohio State and earned Offensive MVP honors.
- Capped his college career with an 11-2 record as LSU's starting quarterback.
- His 31 career touchdown passes rank tied for sixth in school history, despite serving as the Tigers' starting quarterback for just one season.

Rodgers with just under nine minutes remaining...Completed 1-of-2 passes...Saw most extensive action of career at that point, coming in for Rodgers for final snap of the third quarter and playing the entire fourth quarter...Completed 4-of-6 passes for 36 yards.

2008: Played in seven games, three of them at QB and the last four games at holder. Completed 2-of-5 passes for 6 yards...(9/14) at Det.: Took his first NFL snaps with two kneel downs to end game in a 48-25 win...(9/28) vs. TB: Played two series in the fourth quarter after Rodgers was sidelined with a shoulder injury...Completed 2-of-5 passes for 6 yards.

COLLEGE: Capped LSU career by leading the Tigers to the 2007 BCS National Championship with a win over Ohio State and earned Offensive MVP honors in the game...Finished career with an 11-2 record as a starter, including a 10-2 record as a senior in 2007...Passed for 31 career TDs and served as the holder on FGs and PATs entire career...Threw for 2,407 yards and 21 TDs as a senior, including five games with three or more TD passes...Separated his shoulder in the third quarter of the season finale versus Arkansas, but returned to finish the triple-overtime Tiger victory...Was forced to miss the SEC Championship Game versus Tennessee the following week, but returned to lead LSU to the National Title versus Ohio State tying a school record with four TD passes in the 38-24 victory...Played a reserve role at QB in seven games as a junior...Threw for 133 yards and two TDs with one INT...Played in seven games at QB as a sophomore in 2005 and totaled 457 yards completing 24-of-48 attempts with seven TDs and one INT...As a redshirt freshman, served as the Tigers' No. 3 QB and played in all 12 games, seeing action at QB in three contests.

PERSONAL: Given name Matthew Clayton Flynn...One of the top-rated QBs in the state at Robert E. Lee High in Tyler, Texas...Ranked the No. 20 QB in the country by multiple services...Threw for 1,679 yards and nine TDs while also showing versatility with 305 yards rushing and 12 TDs...Led team to a semifinal

appearance in one of the toughest classifications in Texas with a broken foot for the last four games...Father, Alvin, was a three-year letterwinner (1967-69) at QB at Baylor... Majored in general studies...Sister, Amanda, is a stage actress who has performed in Mamma Mia in Las Vegas and Wicked in Los Angeles.

MATT FLYNN'S NFL STATISTICS

Year	Team	GP	GS	Att	Cmp	Pct	Yds	Att	TD	Int	Lg	Sk	Lst	Rating
2008	Green Bay	7	0	5	2	40.0	6	1.2	0	0	3	0	0	47.9
2009	Green Bay	15	0	12	7	58.3	58	4.8	0	1	17	1	6	36.1
2010	Green Bay	7	1	66	40	60.6	433	6.6	3	2	66t	7	38	82.4
2011	Green Bay	5	1	49	33	67.3	518	10.6	6	2	80t	5	18	124.8
2012	Seattle	3	0	9	5	55.6	68	7.6	0	0	27	0	0	79.9
NFL totals (five years)		37	2	141	87	61.7	1,083	7.7	9	5	80t	13	62	92.0

ADDITIONAL STATISTICS: Career record as starting QB: 1-1 (.500). Fumbles-lost: (none).

SINGLE-GAME HIGHS & CAREER MILESTONES: PASSING: Attempts - 44, vs. Det., 1/1/12, with Packers. Completions - 31, vs. Det., 1/1/12, with Packers. Yards - 480, vs. Det., 1/1/12, with Packers. Touchdowns - 6, vs. Det., 1/1/12, with Packers. Interceptions - 1, five times; last: vs. Det., 1/1/12, with Packers. Long - 80, vs. Det., 1/1/12 (R.Grant, TD), with Packers. RUSHING: Attempts - 4, vs. Min., 11/14/11, with Packers. Yards - 13, at NE, 12/19/10, with Packers. Touchdowns: 1, vs. Min., 11/14/11, with Packers. Long - 12, at Det., 12/12/10, with Packers. NFL debut: at Det., 9/14/08, with Packers. First NFL start: at NE, 12/19/10, with Packers. Last NFL start: vs. Det., 1/1/12, with Packers. First TD pass: at NE, 12/19/10 (J.Jones, 66 yards), with Packers. First win: vs. Det., 1/1/12, with Packers. First rushing TD: vs. Min., 11/14/11, with Packers. Last rushing TD: vs. Min., 11/14/11, with Packers. First interception: at Ari., 1/3/10 (R.Brown), with Packers.

MATT FLYNN GAME-BY-GAME

2008, GREEN BAY

Date	Opp	PASSING											RUSHING					
		GP	GS	Att	Cmp	Yds	Pct	TD	Int	Lg	Sk	Rtng	Att	Yds	Avg	LG	TD	
09/08	Min-W			(did not play)														
09/14	at Det-W			(did not play)									2	-2	-1.0	-1	0	
09/21	Dal-L			(did not play)														
09/28	at TB-L	1	0	5	2	6	40.0	0	0	3	0	47.9						
10/05	ATL-L			(did not play)														
10/12	at Sea-W			(did not play)														
10/19	Ind-W			(did not play)														
11/02	at Ten-L			(did not play)														
11/09	at Min-L			(did not play)														
11/16	Chi-W			(did not play)														
11/24	at NO-L	1	0	0	0	0	0.0	0	0	-	0	-	1	0	0.0	0	0	
11/30	Car-L			(did not play)														
12/07	Hou-L	1	0	0	0	0	0.0	0	0	-	0	-	0	0	-	-	0	
12/14	at Jac-L	1	0	0	0	0	0.0	0	0	-	0	-	0	0	-	-	0	
12/22	at Chi-L	1	0	0	0	0	0.0	0	0	-	0	-	1	6	6.0	6	0	
12/28	Det-W	1	0	0	0	0	0.0	0	0	-	0	-	0	0	-	-	0	
08 TOTALS		7	0	5	2	6	40.0	0	0	3	0	47.9	4	4	1.0	6	0	

2009, GREEN BAY

Date	Opp	PASSING											RUSHING				
		GP	GS	Att	Cmp	Yds	Pct	TD	Int	Lg	Sk	Rtng	Att	Yds	Avg	LG	TD
09/13	Chi-W	1	0	0	0	0	0.0	0	0	-	0	-	0	0	-	-	0
09/20	Cin-L	1	0	0	0	0	0.0	0	0	-	0	-	0	0	-	-	0
09/27	at STL-W	1	0	0	0	0	0.0	0	0	-	0	-	0	0	-	-	0
10/05	at Min-L	1	0	0	0	0	0.0	0	0	-	0	-	0	0	-	-	0
10/18	Det-W	1	0	0	0	0	0.0	0	0	-	0	-	0	0	-	-	0
10/25	at Cle-W	1	0	2	1	12	50.0	0	0	8	--	68.8	0	0	-	-	0
11/01	Min-L	1	0	1	1	3	100.0	0	0	3	--	79.2	0	0	-	-	0
11/08	at TB-L	1	0	0	0	0	0.0	0	0	-	0	-	0	0	-	-	0
11/15	Dal-W	1	0	0	0	0	0.0	0	0	-	0	-	0	0	-	-	0
11/22	SF-W	1	0	0	0	0	0.0	0	0	-	0	-	0	0	-	-	0
11/26	at Det-W	1	0	0	0	0	0.0	0	0	-	0	-	0	0	-	-	0
12/07	Bal-W	1	0	0	0	0	0.0	0	0	-	0	-	0	0	-	-	0
12/13	at Chi-W	1	0	0	0	0	0.0	0	0	-	0	-	0	0	-	-	0
12/20	at Pit-L(did not play)																
12/27	Sea-W	1	0	6	4	36	66.7	0	0	17	--	82.6	2	-2	-1.0	-1	0
01/03	at Ari-W	1	0	3	1	7	33.3	0	1	7	1	2.8	3	-3	-1.0	-1	0
09 TOTALS		15	0	12	7	58	58.3	0	1	17	1	36.1	5	-5	-1.0	-1	0



2010, GREEN BAY

Date	Opp	PASSING											RUSHING				
		GP	GS	Att	Cmp	Yds	Pct	TD	Int	Lg	Sk	Rtng	Att	Yds	Avg	LG	TD
09/12	at Phi-W			(did not play)													
09/19	Buf-W			(did not play)													
09/27	at Chi-L			(did not play)													
10/03	Det-W			(did not play)													
10/10	at Was-L			(did not play)													
10/17	Mia-L			(did not play)													
10/24	Min-W	1	0	1	0	0	0.0	0	0	0	1	39.6					
10/31	at NYJ-W			(did not play)													
11/07	Dal-W	1	0	1	0	0	0.0	0	0	0	0	39.6					
11/21	at Min-W	1	0	1	1	5	100.0	0	0	5	0	87.5	1	5	5.0	5	-
11/28	at Atl-L			(did not play)													
12/05	SF-W	1	0	0	0	0	0.0	0	0	-	0	-	2	-2	-1.0	-1	-
12/12	at Det-L	1	0	26	15	177	57.7	0	1	34	2	62.5	3	10	3.3	12	0
12/19	at NE-L	1	1	37	24	251	64.9	3	1	66t	5	100.2	3	13	4.3	9	0
12/26	NYG-W	1	0	0	0	0	0.0	0	0	-	0	-					
01/02	Chi-W			(did not play)													
10 TOTALS		7	1	66	40	433	60.6	3	2	66t	7	82.4	9	26	2.9	12	0
01/09	at Phi-W ₁			(did not play)													
01/15	at Atl-W ₂	1	0	0	0	0	0.0	0	0	-	0	-	1	-1	-1.0	0	0
01/23	at Chi-W ₃			(did not play)													
02/06	vs. Pit-W ₄			(did not play)													

1NFC Wild Card playoff; 2NFC Divisional playoff; 3NFC Championship; 4Super Bowl XLV, North Texas

2011, GREEN BAY

Date	Opp	PASSING											RUSHING				
		GP	GS	Att	Cmp	Yds	Pct	TD	Int	Lg	Sk	Rtng	Att	Yds	Avg	LG	TD
09/08	NO-W			(did not play)													
09/18	at Car-W			(did not play)													
09/25	at ChO-W			(did not play)													
10/02	Den-W	1	0	1	0	0	0.0	0	1	-	0	0.0	2	-2	-1.0	-1	0
10/09	at Atl-W			(did not play)													
10/16	StL-W			(did not play)													
10/23	at Min-W			(did not play)													
11/06	at SD-W			(did not play)													
11/14	Min-W	1	0	2	2	38	100.0	0	0	31	0	118.8	4	0	0.0	3	1
11/20	TB-W			(did not play)													
11/24	at Det-W			(did not play)													
12/04	at NYG-W			(did not play)													
12/11	Oak-W	1	0	2	0	0	0.0	0	0	0	1	39.6	3	-2	-0.7	0	0
12/18	at KC-L			(did not play)													
12/25	Chi-W	1	0	0	0	0	0.0	0	0	-	1	0.0	2	-2	-1.0	-1	0
01/01	Det-W	1	1	44	31	480	70.5	6	1	80t	3	136.4	2	0	0.0	1	0
11 TOTALS		5	1	49	33	518	67.3	6	2	80t	5	124.8	13	-6	-0.5	3	1

2012, SEATTLE

Date	Opp	PASSING											RUSHING				
		GP	GS	Att	Cmp	Yds	Pct	TD	Int	Lg	Sk	Rtng	Att	Yds	Avg	LG	TD
09/09	at Ari-L			(did not play)													
09/16	Dal-W			(did not play)													
09/24	GB-W			(did not play)													
09/30	at StL-L			(did not play)													
10/07	at Car-W			(did not play)													
10/14	NE-W			(did not play)													
10/18	at SF-L			(did not play)													
10/28	at Det-L			(did not play)													
11/04	Min-W			(did not play)													
11/11	NYJ-W			(did not play)													
11/25	at Mia-L			(did not play)													
12/02	at Chi-W			(did not play)													
12/09	Ari-W	1	0	9	5	68	55.6	0	0	27	0	79.9	1	-2	-2.0	-2	0
12/16	at Buf-W	1	0	0	0	0	0.0	0	0	-	0	-					
12/23	SF-W	1	0	0	0	0	0.0	0	0	-	0	-	3	-3	-1.0	-1	0
12/30	StL-W			(did not play)													
12 TOTALS		3	0	9	5	68	55.6	0	0	27	0	79.9	4	-5	-1.3	-1	0
01/06	at Was-W ₁			(did not play)													
01/13	at Atl-L ₂			(did not play)													

1NFC Wild Card playoff; 2NFC Divisional playoff





Jacoby FORD

12

WIDE RECEIVER | CLEMSON

HT: 5-9

WT: 190

Born: 7/27/87

Acquired: D4b-10

Fourth NFL season

Fourth Raiders Season

High School: Cardinal Newman (West Palm Beach, Fla.)

Selected by Oakland Raiders as second of two fourth-round choices (108th overall) in 2010 NFL Draft, April 24, 2010...Signed first contract, July 19, 2010.

CAREER: Explosive talent was slowed by injuries in second pro season... Already owns Raiders franchise records with four career kickoff-return touchdowns and three in one season (2010)...According to Elias Sports Bureau, his four kick-return TDs are tied for the most ever through a player's first two NFL seasons (Andre Coleman, Devin Hester, Darrick Vaughn and Travis Williams); he needs two more in 2012 to match Gale Sayers' NFL record for a player's first three years, six...Has played in 24 games with 12 starts over two NFL seasons...Owns 44 receptions for 749 yards and three TD catches...Also has averaged 25.3 yards on 64 kickoff returns.

2012: Did not play...Sustained a Lisfranc foot injury after catching a pass in the team's second preseason game, at Arizona (8/17); missed the final two weeks of preseason practice...(9/10) vs. SD: Inactive with foot injury...Opted to undergo foot surgery in North Carolina Sept. 11 and went on season-ending reserve/injured Sept. 16.

2011: Played in just eight games with three starts due to injuries...Totaled 19 receptions for 279 yards and one touchdown...Returned 11 kickoffs for 341 yards (31.0 avg.) and one touchdown...(10/2) vs. NE: Had a season-long 30-yard rush...(10/16) vs. Cle: Part of a strong special-teams effort in first Raiders home game after the passing of owner Al Davis...Garnered AFC Special Teams Player of the Week honors after returning a kickoff 101 yards for a touchdown, third-longest in franchise history; extended team's career record with his fourth kick-return TD...(11/6) vs. Den.: Posted first 100-yard receiving game of season, hauling in five passes for 105 yards and one touchdown...Score came on an 18-yard pass from Carson Palmer...(11/10) at SD: Had a season-long 41-yard reception to help set up a Raiders touchdown...Injured his foot on play and inactive for the following six games...(11/12) vs. SD: Returned to action following injury...Had two catches for 19 yards.

2010: Saw action in 16 games and started the final nine at WR...Received AFC Special Teams Player of the Week honors twice and voted NFL Pepsi Rookie of the Week once...Named the November AFC Special Teams Player of the Month...Returned 53 kickoffs for 1,280 yards (24.2 avg.) and three touchdowns...His three scores on kick returns established both the Raiders' single-season and career records...Had 25 receptions for 470 yards and two touchdowns...Averaged a team-high 18.8 yards per reception...Also rushed 10 times for 155 yards (15.5 avg.) and two touchdowns...(9/12) at Ten.: Made NFL debut, seeing action at WR and on special teams...Had first career rushing attempt, for 8 yards...(10/24) at Den.: Caught a 9-yard pass from Jason Campbell for his initial NFL reception...(10/31) vs. Sea.: Made first career start, at WR...(11/7) vs. KC: Named AFC Special Teams Player of the Week and Pepsi Rookie of the Week for his performance in Raiders overtime win...Returned second-half kickoff 94 yards for a touchdown...Racked up 306 all-purpose yards...Totaled 156 yards on four kickoff returns (39.5 avg.)...Added six receptions for 148 yards...Became just the second player in NFL history to record 140 receiving yards and 150 return yards in a single game, joining Pittsburgh's Gary Ballman (1963)...Two of his receptions set up key field goals, including a 29-yard catch to set up the game-tying field goal with seven seconds remaining in regulation, and a 47-yard reception to set up the game-winning field goal on overtime...(11/28) vs. MIA: Returned game-opening kickoff 101 yards for

AT A GLANCE

- First name is pronounced juh-KOBE-ee.
- As a 2010 rookie, broke both the franchise's single-season and career records with three kickoff-return touchdowns.
- Since has added a fourth KR touchdown to match the NFL record shared by Andre Coleman, Devin Hester, Darrick Vaughn and Travis Williams for TDs on kickoffs over a player's first two NFL campaigns. Gale Sayers (1965-67) holds the league mark for TDs in a player's first three years, six.
- Ran a 4.28-second 40-yard dash at the 2010 scouting combine, and a 4.126 at the Fork Union (Va.) College Coaches Combine in 2005.
- At Clemson, won the NCAA indoor championship in the 60 meters.
- Brother, Davy, played football at Florida State.

a touchdown, the third-longest return in Raiders history...Posted second 100-yard receiving game, with 108 yards on four catches, including a touchdown...Scored on a 44-yard pass from Bruce Gradkowski, his first career receiving touchdown...Totaled seven kickoff returns for a career-high 208 yards (29.7 avg.)...(12/5) at SD: Caught a 4-yard touchdown pass from Campbell...(12/19) vs. Den.: Scored on a 71-yard reverse, his first career rushing touchdown...(12/26) vs. Ind.: Earned AFC Special Teams Player of the Week honors after returning opening kickoff 99 yards for a touchdown...Returned five kickoffs for 188 yards (37.6 avg.)...(1/21/11) at KC: Had two carries for 22 yards, including a 10-yard touchdown run.

COLLEGE: Played in 48 games with 27 starts at Clemson, catching 143 passes for 1,986 yards and 16 touchdowns...Rushed for 494 yards (8.5 avg.) and two scores...Had 49 punt returns for 479 yards (9.8 avg.) and two touchdowns...Gained 1,124 yards with a TD on 47 kickoff returns (23.9 avg.)...Averaged 85.1 all-purpose yards and 13.8 yards for each of his 297 touches, finishing with 4,083 yards...Combined with tailback C.J. Spiller to form the most productive duo in NCAA history, accounting for 11,671 all-purpose yards during four years together at Clemson...His 143 receptions ranks sixth in school history, his 1,986 receiving yards are eighth, and his 16 touchdown catches are tied for fourth...Registered Tigers' sixth-best career total with 4,083 all-purpose yards; 1,124 kick return yards also rank sixth in school lore...His 92-yard punt return vs. Florida Atlantic in 2006 was the second-longest by a Clemson player...Third-team All-American as an all-purpose back as a senior...Added second-team All-ACC honors (media)...Started at flanker, leading the team with a career-high 56 receptions for 779 yards (13.9 avg.), with six touchdowns; 15 of his catches gained at least 20 yards...Rushed 18 times for 122 yards (6.8 avg.) with a pair of touchdowns...Completed both of his pass attempts, for 55 yards, including a touchdown...Returned 10 punts for 143 yards (14.3) and a touchdown, adding 174 yards on nine kickoff returns (19.3)...Started eight games at flanker as a junior, with 55 receptions for 710 yards (12.9 avg.) and four touchdowns...Also generated 96 yards on 18 carries...Returned 12 punts for 62 yards (5.2 avg.) and 17 kickoffs for 313 yards (18.4 avg.), compiling 1,181 all-purpose yards...As a sophomore, appeared in the team's first eight games with five starts...Finished with 310 yards and four touchdowns on 17 receptions...Totaled 172 yards on 14 carries (12.3 avg.), with four attempts



generating at least 20 yards...Picked up 108 yards on 12 punt returns (9.0 avg.) and 211 yards on eight kickoff returns (26.4)...Second-team Freshman All-America selection as a returner by Rivals.com and Scout.com, adding honorable-mention honors from The Sporting News...Named Clemson's Special Teams Player of the Year...Returned 13 kickoffs for 426 yards (32.8 avg.) and a touchdown...Added 166 yards and a score on 15 punt returns (11.1 avg.)...Had 15 receptions for 187 yards (12.5 avg.) and two touchdowns...One of just three players in Tigers history to score career TDs on both punt and kickoff returns...A two-sport athlete, also lettered in track, and was Clemson's nominee for ACC Athlete of the Year...Won the NCAA championship in the indoor 60 meters, while piling up five All-America certificates...Had a streak of 18 consecutive wins, combined in the 60 and 100 meters...Left Clemson with school records in both events...Sociology major.

PERSONAL: Attended Cardinal Newman High School in West Palm Beach, Fla. ...Earned second-team all-state honors during each of his two football seasons at CNHS...Earned MVP honors at the Palm Beach County All-Star Game...Caught 22 passes for 560 yards as a senior, with 10 TD...In

track, was the 2005 Florida state champion in both the 100 meters (10.32 seconds) and 200 (21.25) as a senior, his only year with the school's track and field squad...Attended Fork Union (Va.) Military Academy in 2005 and played football...At the Fork Union College Coaches Combine, clocked an incredible 4.126 in the 40-yard dash, the fastest time of any player in a program that had produced 87 NFL players and two Heisman Trophy winners...Rated the 17th-best prep school player in the country by Rivals.com and the 36th-best wide receiver by Scout.com...Returned seven kicks for scores (four punts, three kickoffs) and had 57 catches for 1,254 yards and nine touchdowns...Also rushed 12 times for 306 yards and three scores... Brother, Davy, played football at Florida State...Served as a celebrity judge for 95.7 The Game's Lucky Break contest in March of 2012...During December 2011, volunteered his time with Toys For Tots at the Raider Image in Hayward, Calif.

JACOBY FORD'S NFL STATISTICS

Year	Team	RECEIVING						RUSHING					
		GP	GS	No	Yds	Avg	Lg	TD	Att	Yds	Avg	Lg	TD
2010	Oakland	16	8	25	470	18.8	52	2	10	155	15.5	71	2
2011	Oakland	8	3	19	279	14.7	41	1	4	31	7.8	30	0
2012	Oakland	0	0	0	0	-	-	0	0	0	-	-	0
NFL totals (three years)		24	11	44	749	17.0	52	3	14	186	13.3	71	2

KICKOFF RETURNS						
Year	Team	No	Yds	Avg	Lg	TD
2010	Oakland	53	1280	24.2	101	3
2011	Oakland	11	341	31.0	101	1
2012	Oakland	0	0	-	-	0
NFL totals (two years)		64	1621	25.3	101	4

JACOBY FORD GAME-BY-GAME

2010, OAKLAND

Date	Opp	GP	GS	No	Yds	Avg	Lg	TD
09/12	at Ten-L	1	0	0	0	-	-	0
09/19	StL-W	1	0	0	0	-	-	0
09/26	at Ari-L	1	0	0	0	-	-	0
10/03	Hou-L	1	0	0	0	-	-	0
10/10	SD-W	1	0	0	0	-	-	0
10/17	at SF-L	1	0	0	0	-	-	0
10/24	at Den-W	1	0	2	15	7.5	9	0
10/31	Sea-W	1	1	2	22	11.0	13	0
11/7	KC-W	1	1	6	148	24.7	47	0
11/21	at Pit-L	1	0	2	27	13.5	16	0
11/28	Mia-L	1	1	4	108	27.0	52	1
12/05	at SD-W	1	1	1	4	4.0	4	1
12/12	at Jac-L	1	1	2	43	21.5	27	0
12/19	Den-W	1	1	3	47	15.7	25	0
12/26	Ind-L	1	1	2	21	10.5	17	0
01/02	at KC-W	1	1	1	35	35.0	35	0
10 TOTALS		16	8	25	470	18.8	52	2

2011, OAKLAND

Date	Opp	GP	GS	No	Yds	Avg	Lg	TD
09/12	at Den-W	1	1	3	22	7.3	12	0
09/18	at Buf-L			(inactive -- hamstring)				
09/25	NYJ-W			(inactive -- hamstring)				
10/02	NE-L	1	0	0	0	-	-	0
10/09	at Hou-W	1	0	3	36	12.0	22	0
10/16	Cle-W	1	0	3	43	14.3	27	0
10/23	KC-L	1	0	2	13	6.5	10	0
11/06	Den-L	1	1	5	105	21.0	34	1
11/10	at SD-W	1	1	1	41	41.0	41	0
11/20	at Min-W			(inactive -- foot)				
11/27	Chi-W			(inactive -- foot)				
12/04	at Mia			(inactive -- foot)				
12/11	at GB-L			(inactive -- foot)				
12/18	Det-L			(inactive -- foot)				
12/24	at KC-W			(inactive -- foot)				
01/01	SD-L	1	0	2	19	9.5	12	0
11 TOTALS		8	3	19	279	14.7	41	1



Coye FRANCIES

CORNERBACK | SAN JOSE STATE

HT: 6-1

WT: 185

Born: 11/15/86

Acquired: FA-'12

Third NFL season

Second Raiders Season

High School: Cordova (Rancho Cordova, Calif.)

Selected by Cleveland Browns in sixth round (191st overall) of 2009 NFL Draft, April 26, 2009...Signed first contract, July 15, 2009...Waived by Browns, Sept. 3, 2010...Re-signed by Browns to practice squad, Dec. 1, 2010...Promoted by Browns to active roster, Dec. 14, 2010...Waived by Browns, Sept. 3, 2011...Signed by Seattle Seahawks to practice squad, Dec. 14, 2011...Re-signed by Seahawks as reserve/future free agent, Jan. 3, 2012...Waived by Seahawks, Aug. 27, 2012...Claimed off waivers by Oakland Raiders, Aug. 28, 2012...Waived by Raiders, Sept. 6, 2012...Re-signed by Raiders to practice squad, Sept. 12, 2012...Re-signed by Raiders to active roster, Sept. 15, 2012...Re-signed by Raiders, March 13, 2013.

CAREER: Originally drafted by the Cleveland Browns in the sixth round (191st overall) of the 2009 NFL Draft and was waived by the Browns on Sept. 4, 2010...Joined Cleveland's practice squad on Dec. 1, 2010, and was signed to the team's active roster on Dec. 14, 2010...Appeared in eight games over two seasons (2009-10) with the Browns, recording seven total tackles on defense and special teams, one pass defended and one forced fumble on special teams...Spent the 2010 UFL season with the Las Vegas Locomotives, helping the team capture the league championship while seeing action in eight games, recording 11.5 tackles and two interceptions.

2012: Played in 15 games as an occasional reserve DB, kickoff returner and special-teamer...In 10 snaps from scrimmage, had one pass defended...Also returned 20 kickoffs for 475 yards (23.8 avg.) posted three special-teams tackles, and blocked a punt...Claimed by the Raiders off waivers prior to the final preseason game and waived on Sept. 6, was added to the practice squad on Sept. 12...Promoted to the active roster Sept. 15...Played in eight games with the Cleveland Browns from 2009-10 and spent 2012 training camp with Seattle...(9/16) at Mia: Made his Oakland debut, his first game in two years, returning kickoffs, after injuries sidelined main returners Jacoby Ford (foot) and Taiwan Jones (ribs)...Injured his neck and sustained a concussion returning his first career kickoff, on a scary second-half collision...(9/23) vs. Pit: Missed much of practice, but returned to action in limited role...(10/28) at KC: Made a block to help spring Phillip Adams on a 27-yard punt return late in the third quarter...(11/4) vs. TB: Dropped back to return kickoffs in fourth quarter for an injured Mike Goodson (ankle)...(11/11) at Bal: Continued to return kickoffs, with Goodson inactive...(11/18) vs. NO: Left early in the fourth quarter, injured on a kickoff return...(12/2) vs. Cle: Posted a career-long 32-yard kickoff return...

AT A GLANCE

- Name is pronounced KOY fran-SEES.
- Played in eight games with the Cleveland Browns from 2009-10.
- Played in UFL for Las Vegas Locomotives, helping the team win league championship in 2010.
- Transferred to San Jose State from Oregon State where he served as Beavers' primary kick returner.

(12/16) vs. KC: Pressed into action with Phillip Adams (concussion) sidelined, saw nine snaps and broke up one pass...(12/30) at SD: In one of the highlight plays of the year, kept his team in 24-14 game by blocking a Mike Scifres punt with under three minutes to play, setting up a late touchdown to bring Oakland within a field goal...Also returned kickoffs.

COLLEGE: Played one season (2008) at San Jose State after transferring from Oregon State, where he played in all 14 games for the Beavers in 2006...Spent time as the Beavers' primary kick returner in 2006, averaging 22.4 yards per return...In 2005, attended American River College, where he led all players with 11 interceptions, earning him California Community College All-America honors...Graduated with a degree in behavioral science and sociology from San Jose State.

PERSONAL: Name is pronounced KOY fran-SEES...Attended Cordova High School in Rancho Cordova, Calif. ...Lettered in football and track and field...Older brother, Diamond, played football at Sacramento State.

COYE FRANCIES' NFL STATISTICS

Year	Team	GP	TACKLES						INTERCEPTIONS					FUMBLES		
			GS	Tot	Solo	Asst	Sk	Yds	No	Yds	Lg	TD	PD	FF	FR	Yds
2009	Cleveland	6	0	4	3	1	0.0	0.0	0	0	0	0	1	0	0	0
2010	Cleveland	2	0	3	2	1	0.0	0.0	0	0	0	0	0	0	0	0
2012	Oakland	15	0	0	0	0	0.0	0.0	0	0	0	0	1	0	0	0
NFL totals (two-plus years)		23	0	7	5	2	0.0	0.0	0	0	0	0	2	0	0	0

Year	Team	KICKOFF RETURNS					PUNT RETURNS					
		No	Yds	Avg	Lg	TD	No	FC	Yds	Avg	Lg	TD
2012	Oakland	20	475	23.8	32	0	0	0	0	-	-	0

ADDITIONAL STATISTICS: Special-teams tackles: 2 in 2011, 3 in 2012; NFL totals: 5. Special-teams forced fumbles: 1 in 2012.

SINGLE-GAME HIGHS & CAREER MILESTONES: TACKLES: Total - 4, vs. NYJ, 9/25/11. Solo - 3, vs. NE, 10/2/11. PASSES DEFENSED: 2, vs. NYJ, 9/25/11. NFL debut: at Den., 9/12/11. First NFL start: vs. NE, 10/2/11.



COYE FRANCIES GAME-BY-GAME

2009, CLEVELAND

Date	Opp	GP	GS	Tot	So	As	Sk	Yd	Int	Yd	Lg	TD	PD	FF	FR
09/13	Min-L	1	0	1	1	0	0.0	0.0	0	0	0	0	0	0	0
09/20	at Den-L	1	0	0	0	0	0.0	0.0	0	0	0	0	0	0	0
09/27	at Bal-L	1	0	0	0	0	0.0	0.0	0	0	0	0	1	0	0
10/04	Cin-L	1	0	1	1	0	0.0	0.0	0	0	0	0	0	0	0
10/11	at Buf-W	(inactive)													
10/18	at Pit-L	(inactive)													
10/25	GB-L	(inactive)													
11/01	at Chi-L	1	0	2	1	1	0.0	0.0	0	0	0	0	0	0	0
11/16	Bal-L	(inactive)													
11/22	at Det-L	(inactive)													
11/29	at Cin-L	(inactive)													
12/06	SD-L	1	0	0	0	0	0.0	0.0	0	0	0	0	0	0	0
12/10	Pit-W	(inactive)													
12/20	KC-W	(inactive)													
12/27	Oak-W	(inactive)													
01/03	Jac-W	(inactive)													
09 TOTALS		6	0	4	3	1	0.0	0.0	0	0	0	0	1	0	0


2010, CLEVELAND

Date	Opp	GP	GS	Tot	So	As	Sk	Yd	Int	Yd	Lg	TD	PD	FF	FR
12/05	at Mia-W	(practice squad)													
12/12	at Buf-L	(practice squad)													
12/19	at Cin-L	(inactive)													
12/26	Bal-L	1	0	0	0	0	0.0	0.0	0	0	0	0	0	0	0
01/02	Pit-L	1	0	3	2	1	0.0	0.0	0	0	0	0	0	0	0
10 TOTALS		2	0	3	2	1	0.0	0.0	0	0	0	0	0	0	0

2012, OAKLAND

Date	Opp	GP	GS	Tot	So	As	Sk	Yd	Int	Yd	Lg	TD	PD	FF	FR
09/10	SD-L	(signed 9/15)													
09/16	at Mia-L	1	0	0	0	0	0.0	0.0	0	0	0	0	0	0	0
09/23	Pit-W	1	0	0	0	0	0.0	0.0	0	0	0	0	0	0	0
09/30	at Den-L	1	0	0	0	0	0.0	0.0	0	0	0	0	0	0	0
10/14	at Atl-L	1	0	0	0	0	0.0	0.0	0	0	0	0	0	0	0
10/21	Jac-W	1	0	0	0	0	0.0	0.0	0	0	0	0	0	0	0
10/28	at KC-W	1	0	0	0	0	0.0	0.0	0	0	0	0	0	0	0
11/04	TB-L	1	0	0	0	0	0.0	0.0	0	0	0	0	0	0	0
11/11	at Bal-L	1	0	0	0	0	0.0	0.0	0	0	0	0	0	0	0
11/18	NO-L	1	0	0	0	0	0.0	0.0	0	0	0	0	0	0	0
11/25	at Cin-L	1	0	0	0	0	0.0	0.0	0	0	0	0	0	0	0
12/02	Cle-L	1	0	0	0	0	0.0	0.0	0	0	0	0	0	0	0
12/06	Den-L	1	0	0	0	0	0.0	0.0	0	0	0	0	0	0	0
12/16	KC-W	1	0	0	0	0	0.0	0.0	0	0	0	0	1	0	0
12/23	at Car-L	1	0	0	0	0	0.0	0.0	0	0	0	0	0	0	0
12/30	at SD-L	1	0	0	0	0	0.0	0.0	0	0	0	0	0	0	0
12 TOTALS		15	0	0	0	0	0.0	0.0	0	0	0	0	1	0	0

Travis GOETHEL 50



LINEBACKER | ARIZONA STATE

HT. 6-2 WT. 255
 Born: 7/27/87
 Acquired: D6-'10

Fourth NFL season
 Fourth Raiders Season
 High School: Vista (Vista, Calif.)

Selected by Oakland Raiders in sixth round (190th overall) of 2010 NFL Draft, April 24, 2010...Signed first contract, July 15, 2010...Placed on reserve/injured (knee), Aug. 30, 2011...Placed on Injured Reserve on Nov. 14, 2012.

CAREER: Young linebacker, slowed by injuries in first three NFL seasons...Saw action in eight games as a rookie in 2010, and eight in 2012.

2012: Had played in eight games until going on injured reserve after sustaining an ACL injury in his knee during a Week 10 contest at Baltimore...In 13 defensive snaps, finished with two tackles (one solo)...Added one stop on special teams...Led the Raiders with 21 preseason tackles (13 solo)...(9/10) vs. SD: Filled in as an emergency long-snapper with Pro Bowler Jon Condo sidelined by a concussion...(9/16) at Mia.: Played nine snaps on defense and posted two tackles...(11/11) at Bal.: Sustained a season-ending ACL knee injury while covering a first-quarter punt.

2011: Suffered season-ending knee injury in training camp...Placed on injured reserve on Aug. 30.

2010: Saw action in eight games as a rookie...Inactive for first eight games of the season with back injury...Totaled four tackles on special teams...(11/7) vs. KC: Made NFL debut, seeing action on special teams.

COLLEGE: Played in 50 games with 41 starts in four seasons at Arizona State...Totaled 228 stops (143 solo), 19 tackles for loss, two sacks, nine passes defended and three interceptions...Started all 12 games at strong-side linebacker for the third straight season as a senior, when he had 57 tackles (40 solo), seven

AT A GLANCE

- Last name is pronounced GAITH-uhl.
- Limited by back and knee injuries to 16 NFL games over his first three seasons.
- Started every game as an outside linebacker at Arizona State over his final three seasons.

for loss, two passes defended, one interception and one fumble recovery...An honorable-mention All-Pac-10 selection, finished his ASU career by recording a career-high 10 tackles, with two passes defended, against Arizona...Posted a season-high nine tackles in a victory over Stanford...Returned an interception 38 yards for a touchdown in second quarter of a win over UCLA, as the Sun Devils tied an NCAA record with four defensive TDs...Also had 3½ tackles for loss, including one sack...In Holiday Bowl against Texas, led the team with a season-high nine tackles and forced a fumble...Earned Pac-10 All-Freshman honors, and honorable-mention Freshman All-America recognition from The Sporting News.

PERSONAL: Attended Vista (Calif.) High School...Named first team all-state by Cal-Hi Sports...Played in the California-Florida All-Star Game...Named CIF San Diego Section Defensive Player of the Year...First-team Hall of Champions All-San Diego Section...As a junior, helped the Panthers finish as the CIF San Diego Section Division I Co-Champions...Represented the Raiders at the Madden-Mariucci Battle of the Bay in June 2012.

TRAVIS GOETHEL'S NFL STATISTICS

Year	Team	TACKLES							INTERCEPTIONS					FUMBLES			
		GP	GS	Tot	Solo	Asst	Sk	Yds	No	Yds	Lg	TD	PD	FF	FR	Yds	
2010	Oakland	8	0	9	6	3	0.0	0.0	0	0	0	0	0	0	0	0	0
2011	Oakland	Injured reserve -- knee															
2012	Oakland	8	0	2	1	1	0.0	0.0	0	0	0	0	0	0	0	0	0
NFL totals (three years)		16	0	11	7	4	0.0	0.0	0	0	0	0	0	0	0	0	0

ADDITIONAL STATISTICS: Special-teams tackles: 4 in 2010, 1 in 2012; NFL totals: 5. Fumbles-lost: 2-0 in 2012.

SINGLE-GAME HIGHS & CAREER MILESTONES: TACKLES: Total -- 3, twice; last: at Jac., 12/12/10. Solo: 2, twice; last: at Jac., 12/12/10. NFL debut: vs. KC, 11/7/10. Last NFL game: at KC, 1/2/11.

TRAVIS GOETHEL GAME-BY-GAME

2010, OAKLAND																
Date	Opp	GP	GS	Tot	So	As	Sk	Yd	Int	Yd	Lg	TD	PD	FF	FR	FR
09/12	at Ten-L	(inactive -- back)														
09/19	StL-W	(inactive -- back)														
09/26	at Ari-L	(inactive -- back)														
10/03	Hou-L	(inactive -- back)														
10/10	SD-W	(inactive -- back)														
10/17	at SF-L	(inactive -- back)														
10/24	at Den-W	(inactive -- back)														
10/31	Sea-W	(inactive -- back)														
11/07	KC-W	1	0	0	0	1	0.0	0.0	0	0	0	0	0	0	0	0
11/21	at Pit-L	1	0	3	2	1	0.0	0.0	0	0	0	0	0	0	0	0
11/28	Mia-L	1	0	1	0	0	0.0	0.0	0	0	0	0	0	0	0	0
12/05	at SD-W	1	0	1	1	1	0.0	0.0	0	0	0	0	0	0	0	0
12/12	at Jac-L	1	0	3	2	0	0.0	0.0	0	0	0	0	0	0	0	0
12/19	Den-W	1	0	1	1	0	0.0	0.0	0	0	0	0	0	0	0	0
12/26	Ind-L	1	0	0	0	0	0.0	0.0	0	0	0	0	0	0	0	0
01/02	at KC-W	1	0	0	0	0	0.0	0.0	0	0	0	0	0	0	0	0
10 TOTALS		8	0	9	6	3	0.0	0.0	0	0	0	0	0	0	0	0
2012, OAKLAND																
Date	Opp	GP	GS	Tot	So	As	Sk	Yd	Int	Yd	Lg	TD	PD	FF	FR	FR
09/10	SD-L	1	0	0	0	0	0.0	0.0	0	0	0	0	0	0	0	0
09/16	at Mia-L	1	0	2	1	1	0.0	0.0	0	0	0	0	0	0	0	0
09/23	Pit-W	1	0	0	0	0	0.0	0.0	0	0	0	0	0	0	0	0
09/30	at Den-L	1	0	0	0	0	0.0	0.0	0	0	0	0	0	0	0	0
10/14	at Atl-L	1	0	0	0	0	0.0	0.0	0	0	0	0	0	0	0	0
10/21	Jac-W	1	0	0	0	0	0.0	0.0	0	0	0	0	0	0	0	0
10/28	at KC-W	(inactive -- back)														
11/04	TB-L	1	0	0	0	0	0.0	0.0	0	0	0	0	0	0	0	0
11/11	at Bal-L	1	0	0	0	0	0.0	0.0	0	0	0	0	0	0	0	0
11/18	NOL	Placed on injured reserve (knee)														
12 TOTALS		8	0	2	1	1	0.0	0.0	0	0	0	0	0	0	0	0



82

Richard GORDON

TIGHT END | MIAMI

HT: 6-4

WT: 268


Born: 6/7/87

Acquired: D6-'11

Third NFL season

Third Raiders Season

High School: Milford Prep (Milford, N.Y.)



Selected by Oakland Raiders in sixth round (181st overall) of 2011 NFL Draft, April 30, 2011...Signed first contract, July 31, 2011.

CAREER: Versatile talent, saw action at tight end and fullback as a rookie...Played in 14 games with one start in first NFL season and 13 games with one start in 2012.

2012: Played in 13 games, with one start...In 75 offensive snaps, caught two passes for 9 yards (4.5 avg.), with one TD...Also finished second on the team with 10 special-teams tackles...Missed three games early in season with hamstring injury...(9/16) at Mia.: Made his second career start, opening as an extra tight end; unstoppable on coverage, posted four special-teams tackles...(9/23) vs. Pit.: In a 34-31 win, caught an important, 1-yard TD pass – the first score of his career – in the third quarter, his second NFL reception...(9/30) at Den.: Inactive after pulling his hamstring running post-practice routes Sept. 28; did not make trip...(10/28) at KC: Returned to action and made a special-teams tackle...(11/4) vs. TB: Caught an 8-yard pass, landing on his head at the end of the play...(12/16) vs. KC: In 15-0 win, made a nice tackle on a smaller Javier Arenas during a second-quarter punt return...(12/23) at Car.: Pounded on a Joe Adams fumble in punt coverage at the Panthers' 32-yard line, setting up a third-quarter FG.

2011: Played in 14 games with one start...Had one reception and registered five tackles on special teams...(9/12) at DEN: Made NFL debut in a 23-20 victory on Monday Night Football...(10/2) vs. NE: Made first career start, as a fullback...Logged first career reception, for 2 yards, on a second-quarter pass from Jason Campbell...(12/18) vs. DET: Credited with

AT A GLANCE

- Oakland's sixth-round choice in the 2011 draft, played in 49 career games at Miami, finishing his career with 10 receptions for 60 yards.
- Scored first career TD on a 1-yard reception vs. Pittsburgh on Sept. 23, 2012.

two special-teams tackles.

COLLEGE: Played in 49 career games at Miami...Finished career with 10 receptions for 60 yards...Added five kickoff returns for 104 yards (20.8 avg.), all as a sophomore...Named the 2010 Nick Chickillo Most Improved Player...Played in all 12 games and started seven at tight end as a fifth-year senior...Totaled six receptions for 30 yards...Had a 4-yard reception against Notre Dame in the Sun Bowl...Played in 12 games as a junior...Caught three passes for 24 yards...Had a career-long 15-yard reception at Georgia Tech...Played in all 12 games with one start as a sophomore...Caught one pass for 8 yards...Returned five kickoffs (104 yards)...Made first career start, against Georgia Tech...Played in 12 games as a true freshman, primarily on special teams...Practiced as a defensive lineman during first season, playing three downs at defensive tackle against FIU.

PERSONAL: A Miami native, attended Norland (Fla.) High School and Milford (N.Y.) Prep...Totaled 35 tackles, one fumble recovery and one sack as a senior...Also recorded two touchdowns as a wide receiver...Selected to play in the Cal/Florida Bowl...Primarily played tight end as a junior...Also competed in basketball and track, in the 4x100 relay.

RICHARD GORDON'S NFL STATISTICS

Year	Team	RECEIVING							RUSHING				
		GP	GS	No	Yds	Avg	Lg	TD	Att	Yds	Avg	Lg	TD
2011	Oakland	14	1	1	2	2.0	2	0	0	0	-	-	0
2012	Oakland	13	1	2	9	4.5	8	1	0	0	-	-	0
NFL totals (two years)		27	2	3	11	3.7	8	1	0	0	-	0	0

RICHARD GORDON GAME-BY-GAME


2011, OAKLAND

Date	Opp	GP	GS	No	Yds	Avg	Lg	TD
09/12	at Den-W	1	0	0	0	-	-	0
09/18	at Bu-L	1	0	0	0	-	-	0
09/25	NYJ-W	1	0	0	0	-	-	0
10/02	NE-L	1	1	1	2	2.0	2	0
10/09	at Hou-W	(inactive --hand)						
10/16	Cle-W	(inactive --hand)						
10/23	KC-L	1	0	0	0	-	-	0
11/06	Den-L	1	0	0	0	-	-	0
11/10	at SD-W	1	0	0	0	-	-	0
11/20	at Min-W	1	0	0	0	-	-	0
11/27	Chi-W	1	0	0	0	-	-	0
12/04	at Mia	1	0	0	0	-	-	0
12/11	at GB-L	1	0	0	0	-	-	0
12/18	Det-L	1	0	0	0	-	-	0
12/24	at KC-W	1	0	0	0	-	-	0
01/01	SD-L	1	0	0	0	-	-	0
11 TOTALS		14	1	1	2	2.0	2	0

2012, OAKLAND

Date	Opp	GP	GS	No	Yds	Avg	Lg	TD
09/10	SD-L	1	0	0	0	-	-	0
09/16	at Mia-L	1	1	0	0	-	-	0
09/23	Pit-W	1	0	1	1	1.0	1t	1
09/30	at Den-L	(inactive -- hamstring)						
10/14	at Atl-L	(inactive -- hamstring)						
10/21	Jac-W	(inactive -- hamstring)						
10/28	at KC-W	1	0	0	0	-	-	0
11/04	TB-L	1	0	1	8	8.0	8	0
11/11	at Bal-L	1	0	0	0	-	-	0
11/18	NO-L	1	0	0	0	-	-	0
11/25	at Cin-L	1	0	0	0	-	-	0
12/02	Cle-L	1	0	0	0	-	-	0
12/06	Den-L	1	0	0	0	-	-	0
12/16	KC-W	1	0	0	0	-	-	0
12/23	at Car-L	1	0	0	0	-	-	0
12/30	at SD-L	1	0	0	0	-	-	0
12 TOTALS		13	1	2	9	4.5	8	1





Joselio HANSON

CORNERBACK | TEXAS TECH

HT. 5-9

WT. 185

Born: 8/13/81

Acquired: FA-'12

Ninth NFL season

Second Raiders Season

High School: St. Bernard (Playa Del Rey, Calif.)

Signed as a non-drafted free agent by San Francisco 49ers, May 2, 2003...Waived by 49ers, Aug. 31, 2003...Re-signed by 49ers to practice squad, Sept. 9, 2003...Re-signed by 49ers as reserve/future free agent, Jan. 17, 2004...Waived by 49ers, Sept. 25, 2004...Re-signed by 49ers, Sept. 28, 2004...Waived by 49ers, Aug. 29, 2005...Signed by Philadelphia Eagles as free agent, June 5, 2006...Re-signed by Eagles as restricted free agent, April 1, 2008...Re-signed new contract with Eagles, Feb. 23, 2009...Placed on reserve/suspended by commissioner, Nov. 11, 2009...Activated Dec. 7, 2009...Terminated by Eagles, Sept. 3, 2011...Re-signed by Eagles, Sept. 7, 2011...Terminated by Eagles, Aug. 31, 2012...Signed by Oakland Raiders as free agent, Sept. 3, 2012...Re-signed by Raiders as unrestricted free agent, April 9, 2013.

CAREER: One of the league's most reliable slot cornerbacks and special-teams contributors over his long NFL career, enters his ninth season... Initially signed by Oakland just prior to the 2012 opener, re-signed with the Raiders as an unrestricted free agent this past offseason... In his first Raiders season, started five of 16 games and matched his 2009 career high with two interceptions... A speedy and gritty player with a reputation for finding the football... In fact, has recovered a fumble in six consecutive seasons (2007-12), tied for the NFL's second-longest active streak with Josh Wilson (Seattle-Baltimore); only Bradie James (seven, Dallas-Houston) has a longer string... Initially as a rookie free agent after the 2003 draft with the 49ers... Waived by San Francisco in the 2003 preseason, spent his rookie year on the 49ers' practice squad... The following year, played in 13 Niners games with three starts, including his first NFL sack... Played as a non-attached player in NFL Europe, during the spring of 2006, and helped the Frankfurt Galaxy win the league title in May... Signed by the Eagles, who liked the flexibility provided by his NFL Europe roster exemption, to sign him a week after the NFL title game... Spent the majority of his career in Philadelphia, where he missed just five games over six seasons (2006-11), and played a small but significant role in the Eagles' four playoff berths.

2012: Played in all 16 games, with five starts... In 552 defensive plays, compiled a career-high 68 stops (50 solo), three for loss, seven hurries, four QB hits, two INTs, six passes defended, one forced fumble and one fumble recovery... Signed by Raiders as free agent, Sept. 3, after six seasons with the Eagles... (9/10) vs. SD: Made his Raiders debut, playing on special teams... (9/16) at Mia.: Played much of the game at cornerback with both 2012 starters, Ron Bartell and Shawntae Spencer, sidelined by injury... (9/23) vs. Pit.: Played 49 snaps as a key defensive reserve, and recovered a second-quarter Jonathan Dwyer fumble to set up a game-tying touchdown; wound up with a career-best nine tackles... (9/30) at Den.: Made his first Oakland start, as a fifth DB... (10/14) at Atl.: Halted the Falcons' opening drive by picking off Matt Ryan, perfectly reading the play, jumping the route and returning the ball a career-long 21 yards, his first INT since robbing Green Bay's Aaron Rodgers at Lincoln Financial Field Sept. 12, 2010; in second half with Oakland leading by a TD, broke up a third-down pass to force Atlanta to settle for a field goal, then assisted on a key goal-line stand late in third quarter... (10/21) vs. Jac.: Made two clutch plays in final minutes, breaking up a fourth-quarter pass with Oakland trailing 23-16, then recovering a Cecil Shorts fumble on the third play of overtime at the Jags' 21-yard line, setting up Sebastian Janikowski's game-ending field goal... (10/28) at KC: Made his season's second start, as a fifth defensive back... (11/4) vs. TB: Drew a start as a fifth defensive back, then forced a key incompletion with his pressure on QB Josh Freeman late in the first half... (11/18) vs. NO: A game-week captain, made consecutive plays late in the second quarter to keep his team in the game; first punched the ball from the hands of Jimmy Graham after a reception, then after the Saints recovered the fumble, nearly sacked Drew Brees but corralled him enough to force an intentional grounding... (11/25) at Cin.: In the fourth quarter with Oakland down 27-10, made what may have been the defensive play of the year if not for an

AT A GLANCE

- First name is pronounced ho-SELL-ee-oh.
- A ninth-year veteran, played six seasons with the Philadelphia Eagles after beginning his career with the 49ers as a non-drafted free agent.
- With a reputation for finding the football, shares the NFL's second-longest active streak of seasons with a fumble recovery, six, entering 2013.
- Thought his pro career was over after sitting out the 2005 season. Took one final swing in spring 2006, and helped the Frankfurt Galaxy win the NFL Europe title. One week later, signed with Philadelphia, and helped the Eagles to four playoff berths in six years.
- Inspired to play football as an eighth grader after watching Deion Sanders earn NFL Defensive Player of the Year honors in leading the 49ers to a Super Bowl XXIX title.
- Grew up in a family of five boys whose father, John, was diagnosed with multiple sclerosis at the time of Joselio's birth, and passed away in 2000. His mother, Yolanda, met his father at Howard University, after leaving Panama to attend college.

inadvertent whistle; stripped Mohamed Sanu in the left flat after a short completion, then somehow tip-toed along the sideline to bat the ball back in bounds before Tyvon Branch scooped it and returned the ball 22 yards for what would've been a mammoth defensive score... Officials took several minutes to determine that their whistle had blown the play dead, then gave the Bengals possession, and played the down over... Earlier in second half, broke up a pass on third down to force a punt... (12/2) vs. Cle.: Made his fourth start, lining up as a free safety on game's first play; also took a good angle to make a touchdown-saving tackle in the third quarter... (12/6) vs. Den.: Started in the nickel package and played 69 snaps... (12/16) vs. KC: Played key role in 15-0 win, Oakland's first shutout in 10 years; helped limit Chiefs to 119 total yards, fewest by a Raiders defense since 1975... Tied his 2009 single-season career high with his second INT, picking off Brady Quinn early in second quarter, then dropped Dexter McCaster for no gain on fourth-and-1 to snuff out a fourth-quarter threat... Helped Oakland match its franchise record by allowing just 10 rushing yards... (12/23) at Car.: Dropped Cam Newton for a 2-yard loss in the first quarter, then forced a third-quarter punt with a sure tackle short of the sticks.

2011: In his final Eagles season, played in all 16 games with one start, posting 35 tackles (29 solo), four passes defended and a fumble recovery... (12/18) vs. NYJ: Recovered a Mark Sanchez fumble forced by teammate Mike Patterson; turnover led to an Eagles TD and 28-0 lead early in second quarter

2010: Played in 15 games with a career-high six starts, and finished second on the team with 11 pass deflections... Also had 36 tackles (27 solo), one interception and a fumble recovery... (10/10) at SF: Started in place of an injured



Asante Samuel (concussion) and recovered a Frank Gore fumble in the first quarter, setting up a field goal... (9/12) vs. GB: Picked off QB Aaron Rodgers in the first quarter, his second consecutive season-opener with an interception.

2009: Played in 12 games with one start, and amassed 13 special-teams tackles... Also had 35 tackles (28 solo), shared a sack, picked off two passes, broke up eight overall and recovered a fumble... (1/3) at Dal.: Picked off Tony Romo in first quarter... (12/13) at NYG: Combined with Victor Abiamiri on a sack of Eli Manning and later recovered a fumble in the fourth quarter, sealing the victory... (9/13) at Car.: Intercepted Matt Moore.

2008: Played in all 16 games with three starts, posting 32 tackles (14 solo), one sack, one INT, five passes defended an one electrifying fumble return... Also compiled eight tackles from scrimmage (six solo) in three playoff games, helping Philadelphia advance to the NFC Championship... (12/28) vs. Dal.: Recovered a fumble forced by Brian Dawkins and raced 96 yards for a his first NFL TD in a playoff-clinching win; the play tied for the second-longest fumble return in Eagles history (Joe Lavendar in 1974), trailing only Mike Patterson's 98-yard return in 2006... (11/27) vs. Ari.: Started in place of an injured Asante Samuel and recorded his first career INT in a win, picking off Kurt Warner... (11/16) at Cin.: Sacked Ryan Fitzpatrick in the first quarter.

2007: Saw action in all 16 contests, starting four, and notched 45 tackles (31 solo), one sack and a fumble recovery... (10/14) at NYJ: Registered a sack of Chad Pennington.

2006: Played in 16 games (one start) for the Eagles and finished with career-high 12 passes knocked down... Also ranked fifth on the team in special-teams production points (139)... (12/31) vs. Atl.: Played the majority of the game after starters were pulled midway through the first qtr., and broke up four passes... (10/2) vs. GB: Made his first start as an Eagle, and registered three passes broken up... (9/24) at SF: Contributed six tackles, three PBUs and two hurries as the team's nickel CB... (9/17) vs. NYG: Played the majority of the game at RCB for an injured Rod Hood... With the World Bowl champion Frankfurt Galaxy in the NFL Europe, recorded 15 tackles and seven passes defended.

2005: Waived by the 49ers at the end of training camp, was out of football in 2005.

2004: With San Francisco, saw field for the first time... Posted 20 tackles and a sack in 13 games (three starts)... (12/26) vs. Buf.: Brought down QB Drew Bledsoe for his first career sack.

2003: Spent the season on the 49ers' practice squad after signing with the team as a rookie free agent.

COLLEGE: Finished his two-year career at Texas Tech with 128 tackles, four INTs, 44 PBUs and a sack... Led the league as a senior with 27 passes defended, earning third-team All-Big 12 honors... Transferred to Texas Tech from El Camino Junior College, where he tallied 30 tackles, three INTs and one TD... Earned his Texas Tech degree in human development and family studies.

PERSONAL: First name is pronounced ho-SELL-ee-oh... Has a daughter, Skyleigh... Credits Deion Sanders for inspiring him to start playing football in eighth grade, when Sanders was the NFL's Defensive Player of the Year in leading the 49ers to a Super Bowl XXIX title... His parents, John and Yolanda, met while they were students at Howard University... Yolanda had moved to Washington, D.C., from Panama to go to college, while John had moved there from Alabama... John eventually earned his Ph.D. in music and became a high-school teacher, but was forced to retire abruptly when diagnosed with multiple sclerosis, around the time Joselio was born; he eventually passed away in 2000 due to complications from the disease... Grew up in a house with five boys, including brothers Johnny, Julio, Jacinto and Javier... Jacinto played RB at El Camino Junior College, while Javier played RB at the University of New Mexico... Joselio and Javier squared off once in college, with Joselio's Red Raiders winning the game... Lettered two years in football at St. Bernard High School in Playa Del Rey, Calif., where he led his team to the state finals as a senior; did not start as a junior... Began his prep career on the other side of the country, at Largo (Fla.) High School, where he played football and basketball for one year... Also lettered two years in basketball at St. Bernard.

JOSELIO HANSON'S NFL STATISTICS

Year	Team	GP	TACKLES					INTERCEPTIONS					FUMBLES			
			GS	Tot	Solo	Asst	Sk	Yds	No	Yds	Lg	TD	PD	FF	FR	Yds
2004	San Francisco	13	3	20	18	2	1.0	1.0	0	0	0	0	6	0	0	0
2006	Philadelphia	16	1	34	23	11	0.0	0.0	0	0	0	12	0	0	0	
2007	Philadelphia	16	4	45	31	14	1.0	7.0	0	0	0	3	0	1	0	
2008	Philadelphia	16	3	32	14	18	1.0	7.0	1	13	13	0	5	0	1	96
2009	Philadelphia	12	1	35	28	7	0.5	2.5	2	8	6	0	8	0	1	12
2010	Philadelphia	15	6	36	27	9	0.0	0.0	1	17	17	0	11	0	1	0
2011	Philadelphia	16	1	35	29	6	0.0	0.0	0	0	0	0	4	0	1	0
2012	Oakland	16	5	68	50	18	0.0	0.0	2	24	21	0	6	1	2	1
NFL totals (eight years)		120	24	305	220	85	3.5	17.5	6	62	21	0	55	1	7	109
PLAYOFFS																
2006	Philadelphia	2	0	0	0	0	0.0	0.0	0	0	0	0	0	0	0	0
2008	Philadelphia	3	0	8	6	2	0.0	0.0	0	0	0	0	0	0	0	0
2009	Philadelphia	1	0	2	2	0	0.0	0.0	0	0	0	0	0	0	0	0
2010	Philadelphia	1	0	2	1	1	0.0	0.0	0	0	0	0	0	0	0	0
Totals		7	0	12	9	3	0.0	0.0	0	0	0	0	0	0	0	0

ADDITIONAL STATISTICS: Returned fumble 96 yards for touchdown, vs. Dal., 12/28/08. Returned punt for 9 yards, vs. StL, 9/7/08. Career interceptions – Matt Moore, Brady Quinn, Aaron Rodgers, Tony Romo, Matt Ryan, Kurt Warner. Career sacks – Drew Bledsoe, Ryan Fitzpatrick, Chad Pennington, Elis Manning (½). Special-teams tackles – 12 in 2006, 2 in '06 playoffs, 11 in 2007, 7 in 2008, 1 in '08 playoffs, 13 in 2009, 4 in 2010, 2 in 2011, 1 in 2012; NFL totals: 50.

SINGLE-GAME HIGHS & CAREER MILESTONES: TACKLES: Total – 9, vs. Pit., 9/23/12. Solo – 7, twice; last: vs. Den., 12/6/12. INTERCEPTIONS: 1, six times; last: vs. KC, 12/16/12. PASSES DEFENDED: 4, vs. Atl., 12/31/06. SACKS: 1, three times; last: at Cin., 11/16/08. NFL debut: at NO, 9/11/04, with 49ers. First NFL start: vs. Car., 11/14/04, with 49ers. First NFL interception: vs. Ari., 11/27/08 (K.Warner). First NFL sack: vs. Buf., 12/26/04, with 49ers (D.Bledsoe). Last game missed: vs. Dal., 1/21/11, with Eagles.

VETERANS

HANSON continued...


2011, PHILADELPHIA

Date	Opp	GP	GS	Tot	So	As	Sk	Yd	Int	Yd	Lg	TD	PD	FF	FR
09/11	at StL-W	1	0	0	0	0	0.0	0.0	0	0	0	0	0	0	0
09/18	at Atl-L	1	0	0	0	0	0.0	0.0	0	0	0	0	0	0	0
09/25	NYG-L	1	0	1	1	0	0.0	0.0	0	0	0	0	0	0	0
10/02	SF-L	1	0	1	1	0	0.0	0.0	0	0	0	0	0	0	0
10/09	at Buf-L	1	0	0	0	0	0.0	0.0	0	0	0	0	0	0	0
10/16	at Was-W	1	0	1	1	0	0.0	0.0	0	0	0	0	0	0	0
10/30	Dal-W	1	0	3	3	0	0.0	0.0	0	0	0	1	0	0	0
11/07	Chi-L	1	0	1	1	0	0.0	0.0	0	0	0	0	0	0	0
11/13	Ari-L	1	0	2	2	0	0.0	0.0	0	0	0	1	0	0	0
11/20	at NYG-W	1	0	5	4	1	0.0	0.0	0	0	0	0	0	0	0
11/27	NE-L	1	1	8	7	1	0.0	0.0	0	0	0	0	0	0	0
12/01	at Sea-L	1	0	1	0	1	0.0	0.0	0	0	0	0	0	0	0
12/11	at Mia-W	1	0	5	4	1	0.0	0.0	0	0	0	0	0	0	0
12/18	NYJ-W	1	0	2	2	0	0.0	0.0	0	0	0	0	0	1	0
12/24	at Dal-W	1	0	1	1	0	0.0	0.0	0	0	0	0	1	0	0
01/01	Was-W	1	0	4	2	2	0.0	0.0	0	0	0	0	1	0	0
11 TOTALS		16	1	35	29	6	0.0	0.0	0	0	0	4	0	1	0

2012, OAKLAND

Date	Opp	GP	GS	Tot	So	As	Sk	Yd	Int	Yd	Lg	TD	PD	FF	FR
09/10	SD-L	1	0	0	0	0	0.0	0.0	0	0	0	0	0	0	0
09/16	at Mia-L	1	0	7	6	1	0.0	0.0	0	0	0	0	0	0	0
09/23	Pit-W	1	0	9	6	3	0.0	0.0	0	0	0	0	0	0	1
09/30	at Den-L	1	1	4	3	1	0.0	0.0	0	0	0	0	0	0	0
10/14	at Atl-L	1	0	4	1	3	0.0	0.0	1	21	21	0	2	0	0
10/21	Jac-W	1	0	3	1	2	0.0	0.0	0	0	0	0	1	0	1
10/28	at KC-W	1	1	4	3	1	0.0	0.0	0	0	0	0	0	0	0
11/04	TB-L	1	1	1	1	0	0.0	0.0	0	0	0	0	1	0	0
11/11	at Bal-L	1	0	2	2	0	0.0	0.0	0	0	0	0	0	0	0
11/18	NO-L	1	0	3	1	2	0.0	0.0	0	0	0	0	0	1	0
11/25	at Cin-L	1	0	6	3	3	0.0	0.0	0	0	0	0	1	0	0
12/02	Cle-L	1	1	5	5	0	0.0	0.0	0	0	0	0	0	0	0
12/06	Den-L	1	1	8	7	1	0.0	0.0	0	0	0	0	0	0	0
12/16	KC-W	1	0	3	3	0	0.0	0.0	1	3	3	0	1	0	0
12/23	at Car-L	1	0	5	5	0	0.0	0.0	0	0	0	0	0	0	0
12/30	at SD-L	1	0	4	3	1	0.0	0.0	0	0	0	0	0	0	0
12 TOTALS		16	5	68	50	18	0.0	0.0	2	24	2	0	6	1	2





Andre HOLMES

WIDE RECEIVER | HILLSDALE

HT. 6-4 WT. 210
 Born: 6/16/88
 Acquired: W-'13 (NE)

Second NFL season
 First Raiders Season
 High School: James B. Conant (Hoffman Estates, Ill.)

Signed by Minnesota Vikings as non-drafted free agent, July 27, 2011...Waived by Vikings, Aug. 29, 2011...Signed by Dallas Cowboys to practice squad, Sept. 5, 2011...Promoted by Cowboys to active roster, Dec. 9, 2011...Waived by Cowboys, Nov. 24, 2012...Re-signed by Cowboys to practice squad, Nov. 27, 2012...Signed by New England Patriots as reserve/future free agent, Jan. 21, 2013...Waived by Patriots, May 10, 2013...Claimed off waivers by Oakland Raiders, May 13, 2013.

CAREER: An Oakland waiver-wire acquisition following the 2013 draft... Came into the NFL with the Minnesota Vikings, signed as a rookie free agent just after the 2011 draft... Waived in a preseason roster reduction, landed on the Dallas Cowboys practice squad... Promoted to the 53-man roster for the final quarter of 2011, but never dressed... Made the Cowboys' season-opening roster in 2012, caught his first two passes, and provided solid contributions on special teams, including an onside-kick recovery... Waived by Cowboys later in season, spent the balance of 2012 back on the practice squad... Rejoins college teammate Jared Veldheer in Oakland.

2012: Played in his first seven NFL games, primarily on special teams... Caught two passes for 11 yards (5.5 avg.) and added two coverage tackles... (9/5) at NYG: Made his NFL debut in the league's Wednesday-night opener, on the opening kickoff, made the season's first tackle, dropping David Wilson at his own 16, setting the tone for a 24-17 Cowboys win... (10/1) vs. Chi.: Made his first NFL reception, converting a third down with a 7-yard reception from Kyle Orton on a late touchdown drive... (10/14) at Bal.: With 30 seconds left and Dallas trailing 31-29, recovered his team's onside kick at the Cowboys' 46-yard line... Waived Nov. 24, returned three days later to team's practice squad, where he finished the season.

2011: Spent the final four weeks of his rookie season on the Cowboys' 53-man roster, but did not play... Initially signed with Cowboys Sept. 5... Entered the NFL with Minnesota as a non-drafted free agent.

COLLEGE: A three-year starter and four-year letterman at Division II Hillsdale College, about an hour southwest of Ann Arbor, Mich., garnered first-team all-conference honors three consecutive years... An All-American as a 2010 senior, turned in the most productive receiving season in the program's 119-year football history, with

AT A GLANCE

- Reunited with college teammate Jared Veldheer, gives the Raiders two-thirds of the active NFL players from Hillsdale College, with first-year Panthers CB Nick Hixon.
- In 2012, became the sixth player from Hillsdale to play in an NFL game, joining G Howard Mudd (1964-70), HB Bruce McLenna (1966), K Chester Marcol (1972-80), WR Nate Johnson (1980) and Veldheer (2010-12).
- Made the first tackle of the 2012 NFL season, on kick coverage in the Wednesday-night opener.
- Father, Kevin, helped DePaul's basketball team to four NCAA tournament appearances in the 1980s.
- Won the triple jump at his conference championships with Hillsdale's track team in 2007.

single-season school records in both receptions (104) and receiving yards (1,368), averaging 114.0 per game... Started all 12 games and helped lead his team to the first round of the NCAA playoffs and in his college swan song recorded a Hillsdale-record 16 catches, for 208 yards and two TDs, in a loss to St. Cloud State... As a 2009 junior, had 1,076 yards on 77 receptions... Became a starter as a sophomore after playing in all 11 games as a redshirt freshman... Also lettered in track and won the outdoor triple jump at the 2007 Greater Lakes Intercollegiate Athletic Conference championships.

PERSONAL: Father, Kevin Holmes, played college basketball for DePaul from 1982-86, helping the Blue Demons to four NCAA tournament appearances... Started just one season as a WR at James B. Conant High School in Hoffman Estates, Ill., helping lead the Cougars to a playoff berth.

ANDRE HOLMES' NFL STATISTICS

Year	Team	RECEIVING							RUSHING				
		GP	GS	No	Yds	Avg	Lg	TD	Att	Yds	Avg	Lg	TD
2011	Dallas			(inactive)									
2012	Dallas	7	0	2	11	5.5	7	0	0	0	-	-	0
NFL totals (one-plus years)		7	0	2	11	5.5	7	0	0	0	-	0	0

ANDRE HOLMES GAME-BY-GAME

2011, DALLAS										2012, DALLAS									
Date	Opp	GP	GS	No	Yds	Avg	Lg	TD		Date	Opp	GP	GS	No	Yds	Avg	Lg	TD	
09/11	at NYJ-L			(practice squad)						09/05	at NYG-W	1	0	0	0	-	-	0	
09/26	Was-W			(practice squad)						09/16	at Sea-L			(inactive)					
10/02	Det-L			(practice squad)						09/23	TB-W	1	0	0	0	-	-	0	
11/06	Sea-W			(practice squad)						10/01	Chi-L	1	0	1	7	7.0	7	0	
11/13	Buf-W			(practice squad)						10/14	at Bal-L	1	0	0	0	-	-	0	
11/20	at Was-W			(practice squad)						10/21	at Car-W	1	0	0	0	-	-	0	
11/24	Mia-W			(practice squad)						10/28	NYG-L			(inactive)					
12/04	at Ari-L			(practice squad)						11/11	at Phi-W	1	0	0	0	-	-	0	
12/11	NYG-L			(inactive)						11/18	Cle-W			(inactive)					
12/17	at TB-W			(inactive -- hamstring)						11/22	Was-L	1	0	1	4	4.0	4	0	
12/24	Phi-L			(inactive -- hamstring)						12/02	Phi-W			(practice squad)					
01/01	at NYG-L			(inactive -- hamstring)						12/30	at Was-L			(practice squad)					
11 TOTALS		0	0	0	0	-	-	0		12 TOTALS		7	0	2	11	5.5	7	0	



99



Lamarr HOUSTON

DEFENSIVE END | TEXAS

HT: 6-3

WT: 300

Born: 6/24/87

Acquired: D2-'10

Fourth NFL season

Fourth Raiders Season

High School: Doherty (Colorado Springs, Colo.)

Selected by Oakland Raiders in second round (44th overall) of 2010 NFL Draft, April 23, 2010...Signed first contract, July 29, 2010.

CAREER: Aggressive defensive lineman, has played in 48 games with 44 starts in three NFL seasons...Career totals include 167 tackles (124 solo), 10 sacks, five passes defended, five fumble recoveries and one interception.

2012: Started all 16 games, extending his starting streak to 28 contests... In 856 defensive snaps, registered 77 tackles (58 solo), two passes defended, one forced fumble, one fumble recovery and a team-leading 4½ sacks...Led the team in both QB hits (31) and tackles for loss (14), and finished second with 17 pressures...Also tied for the team lead with three interceptions caused...(9/30) at Den.: Hustled nearly 50 yards to be in place to recover a Demaryius Thomas fumble at the Raiders' 4-yard line in the second quarter...(10/14) at Atl.: Registered four QB hits, and helped force an interception with pressure in the second quarter; then on crucial goal-line stand late in third quarter, one play after Atlanta returned a fumble to the Raiders' 2, pressured Matt Ryan on a first-down incompletion... Also drew both Atlanta penalties in game...(10/21) vs. Jac.: Garnered AFC Defensive Player of the Week honors – the first Oakland player to receive that award since Kamerion Wimbley in Week 17 of 2010 – with monumental effort in 26-23 overtime win; made four significant plays over the final four Jacksonville drives, none more important than forcing an OT fumble after a Cecil Shorts reception, setting up Sebastian Janikowski's walk-off field goal...Began fourth quarter by sacking Chad Henne, shooting at the QB's ankles from a sprinter's stance to force Jacksonville to settle for a field goal after a Raiders fumble deep in their own territory, then dropped Rashad Jennings for a 1-yard gain just prior to the two-minute warning in a tie game...Also stuffed Jennings on first play of overtime...Earlier, nearly registered a safety by flooring Jennings for a 4-yard loss to the Jags' 3, and registered a pair of pressures, one to force an incompletion one play after a Raiders interception, and another that came dangerously close to intentional grounding...(10/28) at KC: Elected a game-week captain prior to contest...Drew a first-half holding penalty to negate a big gain, then batted down a Matt Cassel pass early in second half...(11/4) vs. TB: Made a phenomenal individual effort to block a first-quarter FG attempt, powering through the line before batting away the kick with his hand, then scooped up the loose ball and returned it 34 yards to set up the game's first points...(11/11) at Bal.: Created a third-quarter incompletion with pressure on Joe Flacco...(11/25) at Cin.: Drew a first-quarter holding penalty and forced an incompletion with third-quarter pressure...(12/2) vs. Cle.: Dropped Trent Richardson for a 2-yard loss on third down to force a second-quarter field-goal attempt, forced another FG attempt with pressure on Brandon Weeden early in second half, deflected a Weeden incompletion late in the third quarter, then sacked Weeden early in the final stanza...(12/6) vs. Den.: Against Peyton Manning, had two pressures and one sack, drew a holding call and forced an interception...Dropped the future Hall of Famer for a 10-yard loss on third down to force a first-quarter field-goal attempt... Midway through the second quarter, obstructed Manning's arm before his release to allow Phillip Adams to intercept the pass...On a third-quarter goal-line stand, his penetration created a lane for Desmond Bryant to throw Knowshon Moreno for a 1-yard loss...(12/16) vs. KC: Played nearly every snap in 15-0 win, Oakland's first shutout in 10 years; helped limit Chiefs to

AT A GLANCE

- The Raiders' second-round selection (44th overall) in 2010, garnered All-Rookie Team honors in 2010.
- At Texas, started 20 games at defensive tackle and 13 at defensive end.
- Born in San Francisco, lived in Sacramento until age 5.
- Grew up in Colorado Springs, Colo., and earned all-state honors as a running back, finishing with 3,325 yards and 49 TDs on the ground.

119 total yards, fewest by a Raiders defense since 1975...Stuffed AFC's leading rusher, Jamaal Charles, for no gain on first play of game, helping Oakland match its franchise record by allowing just 10 rushing yards... Also created a second-quarter incompletion to force a punt, drew a holding penalty that nullified a long run, and late in the third quarter, on fourth and goal, applied instant pressure on Quinn, forcing a quick release to a well-covered receiver...(12/23) at Car.: Forced second- and third-quarter incompletions with pressure, then threw DeAngelo Williams for a loss on a fourth-quarter run...(12/30) at SD: Sacked Philip Rivers to end the Chargers' initial series...Also posted a career-best 11 tackles.

2011: Played in all 16 games with 13 starts...Totaled 51 tackles (36), one sack, three passes defended and one interception...Also tied for fifth in the AFC with two fumble recoveries...(9/12) at Den.: Recovered a fourth-quarter fumble by Kyle Orton that set up a Raiders touchdown drive in a 23-20 win...(10/9) at Hou.: Registered first career interception, picking off Matt Schaub and returning it for 15 yards to set up a Raiders field goal in first game after the passing of owner Al Davis...Also deflected another pass...(10/16) vs. Cle.: Recorded sixth career sack, dropping Colt McCoy in first home game since Davis' passing...(11/6) vs. Den.: Tied a career high with seven tackles (six solo)...(11/10) at SD: Recovered a fumble by Philip Rivers on the game's final play, preserving a 24-17 victory.

2010: Saw action in all 16 games and made 15 starts in first NFL season...Named to The Sporting News' All-Rookie Team...Tied for fifth on the team with five sacks...Added 39 tackles (30 solo), one forced fumble and two fumble recoveries...(9/12) at Ten.: Made NFL debut, starting at DE...(9/19) vs. StL.: Recorded first career sack, dropping Sam Bradford for a 13-yard loss...(10/10) vs. SD: Recovered a fumble on a first-quarter sack deep in Raiders territory to halt a potential scoring drive...(10/24) at Den.: Recovered a first-quarter fumble at Denver's 21-yard line, setting up a Raiders touchdown...(10/31) vs. Sea.: Sacked Matt Hasselbeck, forcing a fumble on the play...(11/21) at Pit.: Set a career high with seven tackles (five solo), including a Ben Roethlisberger sack...(12/5) at SD: Again sacked Rivers, this time late in the third quarter to force the Chargers to settle for a field goal in a 28-13 Oakland win...(12/11) at KC: Totaled five tackles (four)...Notched his fifth sack of the season, getting to QB Matt Cassel late in the game, forcing an unsuccessful fourth-and-12 in a 31-10 win.



COLLEGE: Played in 50 games with 33 starts at Texas...Started 20 games at defensive tackle and 13 at defensive end...Totaled 160 stops, 14 sacks, 41 tackles for loss, 13 passes defended, two fumble recoveries and a forced fumble...Started 13 games at defensive tackle as a senior...Named second-team All-Big 12 by the Associated Press, conference coaches, Dallas Morning News and Fort Worth Star-Telegram...Helped Texas rank eighth nationally in scoring defense (15.2 points per game), third in total defense (251.1 yards per game), first in rushing defense (62.2), 11th in pass-efficiency defense (101.3 rating) and 23rd in pass defense (188.9)... In 2009, posted 58 stops, 20 tackles for loss, 28 hurries, seven sacks, four passes defended and two fumble recoveries...Appeared in 12 games as a junior, making eight starts at defensive tackle...Also garnered second-team academic All-Big 12 recognition...Helped Texas lead the Big 12 in scoring defense (18.8) and total defense (342.9), in addition to rushing defense (83.5), which also ranked third in the nation...Tallied 22 stops, 1½ sacks, seven tackles for loss, 11 hurries and five passes defended...Registered two tackles against Ohio State in the Fiesta Bowl...As a sophomore, appeared in all 13 games, starting 11 at defensive end...Helped Longhorns give up just 93.4 rushing yards per game, sixth in the nation...Led the team in 2007 with 12 tackles for loss and 24 hurries, to go along with 66 tackles, 4.5 sacks, four passes defended and a forced fumble...Earned the first start of his career and notched six tackles, a sack and a pass defended, against TCU... Appeared in 11 games at defensive end and on special teams as a true freshman...Posted 14 tackles, two tackles

for loss, a sack and two hurries...Was a three-time member of UT's Athletics Director's Honor Roll...Corporate communications major.

PERSONAL: Attended Thomas B. Doherty High School in Colorado Springs, Colo. ...A prep All-American and two-time all-state selection as a running back and linebacker...Earned Parade All-America honors as a linebacker...Also named second-team All-American by EA Sports...Finished career with 3,325 yards rushing and 49 TDs, along with 239 tackles and 13 sacks in three seasons...Posted more than 100 tackles in each of his final two prep campaigns...Averaged 8.1 yards on 411 carries during his career...Named the Rocky Mountain News Colorado Defensive Player of the Year as a senior...Also earned Gatorade's Player of the Year in Colorado...Named first-team all-state as a junior, one of only three juniors to earn that distinction...As a sophomore, earned first-team all-conference, second-team all-area and first-team all-city honors while playing fullback and defensive end...Also competed in basketball and track and field...Born in San Francisco and lived in Sacramento until he was 5...Cousin, Stan Gill, played tailback at Stanford...Represented team at Madden-Marrucci Battle of the Bay in June 2012...Spent time volunteering with the children of Frick Middle School of Oakland in December 2011...Volunteered at the November 2011 G-Fit Gatorade Clinic at the Google campus in San Francisco.

LAMARR HOUSTON'S NFL STATISTICS

Year	Team	GP	TACKLES					Yds	INTERCEPTIONS					FUMBLES		
			GS	Tot	Solo	Asst	Sk		No	Yds	Lg	TD	PD	FF	FR	Yds
2010	Oakland	16	15	39	30	9	5.0	27.0	0	0	0	0	0	1	2	0
2011	Oakland	16	13	51	36	15	1.0	2.0	1	15	15	0	3	0	2	0
2012	Oakland	16	16	77	58	19	4.0	34.0	0	0	0	0	2	1	1	0
NFL totals (three years)		48	44	167	124	43	10.0	63.0	1	15	15	0	5	2	5	0

ADDITIONAL STATISTICS: Blocked Connor Barth's 35-yard field-goal attempt, vs. TB, 11/4/12. Career interceptions -- Matt Schaub. Career sacks -- Philip Rivers (2), Sam Bradford, Matt Cassel, Matt Hasselbeck, Chad Henne, Peyton Manning, Colt McCoy, Ben Roethlisberger, Brandon Weeden.

SINGLE-GAME HIGHS & CAREER MILESTONES: TACKLES: Total -- 11, at SD, 12/30/12. Solo -- 8, at SD, 12/30/12. INTERCEPTIONS: 1, at Hou., 10/9/11. PASSES DEFENSED: 2, at Hou., 10/9/11. SACKS: 1, 10 times; last: at SD, 12/30/12. NFL debut: vs. SD, 9/14/09. First NFL start: at Hou., 10/9/11. First NFL sack: vs. KC, 11/7/10 (M.Cassel). First NFL interception: at Hou., 10/9/11 (M.Schaub).



LAMARR HOUSTON GAME-BY-GAME

2010, OAKLAND

Date	Opp	GP	GS	Tot	So	As	Sk	Yd	Int	Yd	Lg	TD	PD	FF	FR
09/12	at Ten-L	1	1	3	2	1	0.0	0.0	0	0	0	0	0	0	0
09/19	StL-W	1	1	2	2	0	1.0	13.0	0	0	0	0	0	0	0
09/26	at Ari-L	1	1	1	1	0	0.0	0.0	0	0	0	0	0	0	0
10/03	Hou-L	1	1	1	1	0	0.0	0.0	0	0	0	0	0	0	0
10/10	SD-W	1	1	1	1	0	0.0	0.0	0	0	0	0	0	0	1
10/17	at SF-L	1	1	1	0	1	0.0	0.0	0	0	0	0	0	0	0
10/24	at Den-W	1	0	0	0	0	0.0	0.0	0	0	0	0	0	0	1
10/31	Sea-W	1	1	2	2	0	1.0	1.0	0	0	0	0	0	1	0
11/07	KC-W	1	1	1	1	0	0.0	0.0	0	0	0	0	0	0	0
11/21	at Pit-L	1	1	7	5	2	1.0	5.0	0	0	0	0	0	0	0
11/28	Mia-L	1	1	4	3	1	0.0	0.0	0	0	0	0	0	0	0
12/05	at SD-W	1	1	2	2	0	1.0	6.0	0	0	0	0	0	0	0
12/12	at Jac-L	1	1	4	4	0	0.0	0.0	0	0	0	0	0	0	0
12/19	Den-W	1	1	1	0	1	0.0	0.0	0	0	0	0	0	0	0
12/26	Ind-L	1	1	4	2	2	0.0	0.0	0	0	0	0	0	0	0
01/02	at KC-W	1	1	5	4	1	1.0	2.0	0	0	0	0	0	0	0
10 TOTALS		16	15	39	30	9	5.0	27.0	0	0	0	0	0	1	2

2012, OAKLAND

Date	Opp	GP	GS	Tot	So	As	Sk	Yd	Int	Yd	Lg	TD	PD	FF	FR
09/10	SD-L	1	1	3	3	0	0.0	0.0	0	0	0	0	0	0	0
09/16	at Mia-L	1	1	3	2	1	0.0	0.0	0	0	0	0	0	0	0
09/23	Pit-W	1	1	6	5	1	0.0	0.0	0	0	0	0	0	0	0
09/30	at Den-L	1	1	6	5	1	0.0	0.0	0	0	0	0	0	0	1
10/14	at AtL-L	1	1	3	1	2	0.0	0.0	0	0	0	0	0	0	0
10/21	Jac-W	1	1	7	6	1	1.0	6.0	0	0	0	0	0	0	1
10/28	at KC-W	1	1	2	2	0	0.0	0.0	0	0	0	0	1	0	0
11/04	TB-L	1	1	5	3	2	0.0	0.0	0	0	0	0	0	0	0
11/11	at Bal-L	1	1	4	3	1	0.0	0.0	0	0	0	0	0	0	0
11/18	NO-L	1	1	4	2	2	0.0	0.0	0	0	0	0	0	0	0
11/25	at Cin-L	1	1	4	3	1	0.0	0.0	0	0	0	0	0	0	0
12/02	Cle-L	1	1	6	4	2	1.0	11.0	0	0	0	0	1	0	0
12/06	Den-L	1	1	6	5	1	1.0	11.0	0	0	0	0	0	0	0
12/16	KC-W	1	1	3	3	0	0.0	0.0	0	0	0	0	0	0	0
12/23	at Car-L	1	1	4	3	1	0.0	0.0	0	0	0	0	0	0	0
12/30	at SD-L	1	1	11	8	3	1.0	6.0	0	0	0	0	0	0	0
12 TOTALS		16	16	77	58	19	4.0	34.0	0	0	0	0	2	1	1

2011, OAKLAND

Date	Opp	GP	GS	Tot	So	As	Sk	Yd	Int	Yd	Lg	TD	PD	FF	FR
09/12	at Den-W	1	1	2	1	1	0.0	0.0	0	0	0	0	0	0	1
09/18	at Buf-L	1	0	3	1	2	0.0	0.0	0	0	0	0	0	0	0
09/25	NYJ-W	1	0	3	1	2	0.0	0.0	0	0	0	0	1	0	0
10/02	NE-L	1	0	5	3	2	0.0	0.0	0	0	0	0	0	0	0
10/09	at Hou-W	1	1	3	2	1	0.0	0.0	1	15	15	0	2	0	0
10/16	Cle-W	1	1	1	1	0	1.0	2.0	0	0	0	0	0	0	0
10/23	KC-L	1	1	2	2	0	0.0	0.0	0	0	0	0	0	0	0
11/06	Den-L	1	1	7	6	1	0.0	0.0	0	0	0	0	0	0	0
11/10	at SD-W	1	1	2	0	2	0.0	0.0	0	0	0	0	0	0	1
11/20	at Min-W	1	1	2	1	1	0.0	0.0	0	0	0	0	0	0	0
11/27	Chi-W	1	1	5	5	0	0.0	0.0	0	0	0	0	0	0	0
12/04	at Mia	1	1	4	3	1	0.0	0.0	0	0	0	0	0	0	0
12/11	at GB-L	1	1	4	3	1	0.0	0.0	0	0	0	0	0	0	0
12/18	Det-L	1	1	2	2	0	0.0	0.0	0	0	0	0	0	0	0
12/24	at KC-W	1	1	3	3	0	0.0	0.0	0	0	0	0	0	0	0
01/01	SD-L	1	1	3	2	1	0.0	0.0	0	0	0	0	0	0	0
11 TOTALS		16	13	51	36	15	1.0	2.0	1	15	15	0	3	0	2





Jason HUNTER

DEFENSIVE END | APPALACHIAN STATE

HT. 6-4

WT. 270

Born: 8/28/83

Acquired: UFA-'13 (Den.)

Seventh NFL season

First Raiders Season

High School: E.E. Smith (Fayetteville, N.C.)

Signed by Green Bay Packers as non-drafted free agent, May 5, 2006...Re-signed by Packers, March 16, 2009...Waived by Packers, May 4, 2009...Claimed off waivers by Detroit Lions, May 5, 2009...Signed by Lions to new contract, March 23, 2010...Terminated by Lions, Aug. 16, 2010...Signed by Denver Broncos as free agent, Aug. 19, 2010...Re-signed by Broncos as unrestricted free agent, March 29, 2012...Placed on injured reserve (triceps) by Broncos, Aug. 27, 2012...Signed by Oakland Raiders as unrestricted free agent, March 14, 2013.

CAREER: Versatile performer who has seen NFL action at both linebacker and defensive end...Signed by Raiders as unrestricted free agent on March 13, 2013, the same day the Silver and Black also added DT Pat Sims and LB Kaluka Maiava...Has also been a productive special teams performer as a pro...In seven NFL seasons, has played 88 games (23 starts) with Denver (2010-12), Detroit (2009) and Green Bay (2006-08) and totaled 128 tackles (101 solo), 11 sacks (68 yds.), one interception, two forced fumbles and six fumble recoveries.

2012: Named a starter at defensive end at the beginning of training camp but sustained season-ending triceps injury on Aug. 14 soon after the team's preseason opener...Underwent surgery the following day and was placed on injured reserve on Aug. 27.

2011: Played in all 16 regular-season games (2 starts) for the second consecutive season and totaled 20 tackles (16 solo), one sack (6 yds.), one forced fumble and one fumble recovery...Played in both of Denver's postseason contests and contributed four tackles (2 solo)...(9/12) vs. Oak.: Recorded a season-high six tackles to go along with a sack and a forced fumble in Denver's season opener.

2010: Saw action in all 16 regular season games and started a career-high 12 contests at outside linebacker after signing with Denver during the preseason...Finished fifth on the club with 59 tackles (48 solo), three sacks (30 yds.), one interception (14 yds.), two passes defended, one forced fumble and two fumble recoveries...Added two solo tackles and one fumble recovery on special teams... (10/10) at Bal.: Totaled a career-high nine tackles (6 solo), including one sack...(11/14) vs. KC: Recovered a fumble and returned it 75 yards for a score to represent the second fumble return for a touchdown in his career as well as the fourth-longest in franchise history.

2009: Played in 14 games with nine starts for Detroit...Recorded 34 tackles (27 solo), including a career-high five sacks (27 yds.), three passes defended and two fumble recoveries at defensive end...(9/20) vs. Min.: Made first career start, while also picking up his first NFL sack...Posted a sack in each of Detroit's final three regular-season games.

2008: Played 12 games with Green Bay and totaled 10 tackles (6 solo), two sacks (5 yds.), one pass defended and one fumble recovery...Added three stops on special teams...(11/16) vs. Chi: Recorded one of five defensive touchdowns on the season by Green Bay, recovering a fumble and returning it 54 yards for a score.

2007: Played in all 16 regular-season games and both postseason contests for Green Bay while emerging as its top special-teams contributor... Totaled 25 special-teams tackles in the regular-season to represent the most by a Packers player since 1985...(1/20/08) vs. NYG: Posted a special-teams stop in the NFC Championship Game.

AT A GLANCE

- Missed the entire 2012 campaign due to a triceps injury suffered during training camp after earning starting spot at defensive end for Denver.
- Has played 88 career games (23 starts) with Denver (2010-12), Detroit (2009) and Green Bay (2006-08) and totaled 128 tackles (101 solo), 11 sacks (68 yds.), one interception, two forced fumbles and six fumble recoveries in seven NFL seasons.
- Started a career-high 12 games for Denver in 2010 and set personal bests in nearly every statistical category despite not joining the club until midway through the preseason and playing outside linebacker for the first time.
- Totaled a combined 37 special-teams stops for Green Bay from 2006-08, including a team-leading 25 special-teams tackles in 2007 that represented the most by a Packers player since 1985.
- Originally entered the NFL with Green Bay as a college free agent after signing with Packers on May 5, 2006.
- Earned Division I-AA second-team All-America honors after leading Appalachian State University to the NCAA Division I-AA National Championship as a senior in 2005.

2006: Entered NFL with Green Bay Packers after signing as an undrafted college free agent on May 5...Played in 14 games, registering two tackles on defense and eight stops on special teams...(12/3) vs. NYJ: Recovered an onside kick.

COLLEGE: Four-year letterman at Appalachian State, playing in 50 games (15 starts)...Registered 186 tackles (110 solo), including 38.5 tackles for a loss and 24 sacks, nine passes defended, five forced fumbles, five fumble recoveries and one interception... Named Division I-AA second team All-America following his senior season in which he started 15 games and totaled 101 tackles (51 solo), 24.5 tackles for loss and 13 sacks while leading the Mountaineers to the Division I-AA national title.

PERSONAL: Participated in football for only one season at E.E. Smith High in Fayetteville, N.C...On sole prep season as a senior, earned honorable mention all-conference honors after posting 87 tackles and 9.5 sacks...Father, James, played football at Johnson C. Smith University in Charlotte, N.C., and served 25 years in the 82nd Airborne Division in the U.S. Armed Forces...Worked as an intern for the Red Cross in high school.



JASON HUNTER'S NFL STATISTICS

Year	Team	TACKLES							INTERCEPTIONS					FUMBLES			
		GP	GS	Tot	Solo	Asst	Sk	Yds	No	Yds	Lg	TD	PD	FF	FR	Yds	
2006	Green Bay	14	0	2	2	0	0.0	0.0	0	0	0	0	0	0	0	0	0
2007	Green Bay	16	0	3	2	1	0.0	0.0	0	0	0	0	0	0	0	0	
2008	Green Bay	12	0	10	6	4	2.0	5.0	0	0	0	0	1	0	1	54	
2009	Detroit	14	9	34	27	7	5.0	27.0	0	0	0	0	3	0	2	0	
2010	Denver	16	12	59	48	11	3.0	30.0	1	14	14	0	2	1	2	75	
2011	Denver	16	2	20	16	4	1.0	6.0	0	0	0	0	1	1	1	18	
2012	Denver	(injured reserve/triceps)															
NFL totals (seven years)		88	23	128	101	27	11.0	68.0	1	14	14	0	7	2	6	147	
PLAYOFFS																	
2007	Green Bay	2	0	0	0	0	0.0	0.0	0	0	0	0	0	0	0	0	
2011	Denver	2	0	4	2	2	0.0	0.0	0	0	0	0	0	0	0	0	
NFL totals		4	0	4	2	2	0.0	0.0	0	0	0	0	0	0	0	0	

ADDITIONAL STATISTICS: Touchdowns (2): vs. Chi., 11/16/08, 53-yard fumble return, with Packers; vs. KC, 11/14/10, 75-yard fumble return, with Broncos. Career sacks: Jason Campbell (3), Matt Cassel, Jay Cutler, Brett Favre, Joe Flacco, Dan Orlovsky, Kyle Orton, Alex Smith, Kurt Warner. Returned kickoff for 7 yards vs. Hou., 12/7/08. Special-teams tackles: 8 in 2006, 25 in 2007, 1 in '07 playoffs, 3 in 2008, 2 in 2010, 1 in 2011; NFL total: 39. Special-teams forced fumbles: 1 in 2007. Special-teams fumble recoveries: 1 in 2010.

SINGLE-GAME HIGHS & CAREER MILESTONES: TACKLES: Total – 9, at Bal., 10/10/10, with Broncos. Solo – 6, twice; last: vs. Oak., 10/24/10, with Broncos. SACKS: 1.0, 11 times; last: vs. Oak., 9/12/11, with Broncos. INTERCEPTIONS: 1, vs. NYJ, 10/17/10, with Broncos. PASSES DEFENSED: 1, seven times; last: at Buf., 12/24/11, with Broncos. NFL debut: at Det., 9/24/06, with Packers. First NFL start: vs. Min., 9/20/09, with Lions. First NFL sack: at Car., 12/22/08, with Packers (K.Orton). Last sack: vs. Oak., 9/12/11, with Broncos (J.Campbell). First NFL interception: vs. NYJ, 10/17/10, with Broncos (M.Sanchez).

JASON HUNTER GAME-BY-GAME

2006, GREEN BAY														2007, GREEN BAY																		
Date	Opp	GP	GS	Tot	So	As	Sk	Yd	Int	Yd	Lg	TD	PD	FF	FR	Date	Opp	GP	GS	Tot	So	As	Sk	Yd	Int	Yd	Lg	TD	PD	FF	FR	
09/10	(inactive)															09/09	Phi-W	1	0	0	0	0	0.0	0.0	0	0	0	0	0	0	0	
09/17	(inactive)															09/16	at NYG-W	1	0	0	0	0	0.0	0.0	0	0	0	0	0	0	0	
09/24	at Det-W	1	0	0	0	0	0.0	0.0	0	0	0	0	0	0	0	09/23	SD-W	1	0	0	0	0	0.0	0.0	0	0	0	0	0	0	0	
10/02	at Phi-L	1	0	1	1	0	0.0	0.0	0	0	0	0	0	0	0	09/30	at Min-W	1	0	0	0	0	0.0	0.0	0	0	0	0	0	0	0	0
10/08	StL-L	1	0	0	0	0	0.0	0.0	0	0	0	0	0	0	0	10/07	Chi-W	1	0	0	0	0	0.0	0.0	0	0	0	0	0	0	0	0
10/22	at Mia-W	1	0	1	1	0	0.0	0.0	0	0	0	0	0	0	0	10/14	Was-W	1	0	0	0	0	0.0	0.0	0	0	0	0	0	0	0	0
10/29	Ari-W	1	0	0	0	0	0.0	0.0	0	0	0	0	0	0	0	10/29	at Den-W	1	0	0	0	0	0.0	0.0	0	0	0	0	0	0	0	0
11/05	at Buf-L	1	0	0	0	0	0.0	0.0	0	0	0	0	0	0	0	11/04	at KC-W	1	0	0	0	0	0.0	0.0	0	0	0	0	0	0	0	0
11/12	at Min-W	1	0	0	0	0	0.0	0.0	0	0	0	0	0	0	0	11/11	Min-W	1	0	0	0	0	0.0	0.0	0	0	0	0	0	0	0	0
11/19	NE-L	1	0	0	0	0	0.0	0.0	0	0	0	0	0	0	0	11/18	Car-W	1	0	0	0	0	0.0	0.0	0	0	0	0	0	0	0	0
11/27	at Sea-L	1	0	0	0	0	0.0	0.0	0	0	0	0	0	0	0	11/22	at Det-W	1	0	1	1	0	0.0	0.0	0	0	0	0	0	0	0	0
12/03	NYJ-L	1	0	0	0	0	0.0	0.0	0	0	0	0	0	0	0	11/29	at Dal-L	1	0	0	0	0	0.0	0.0	0	0	0	0	0	0	0	0
12/10	at SF-W	1	0	0	0	0	0.0	0.0	0	0	0	0	0	0	0	12/09	Oak-W	1	0	0	0	0	0.0	0.0	0	0	0	0	0	0	0	0
12/17	Det-W	1	0	0	0	0	0.0	0.0	0	0	0	0	0	0	0	12/16	at StL-W	1	0	0	0	0	0.0	0.0	0	0	0	0	0	0	0	0
12/21	Min-W	1	0	0	0	0	0.0	0.0	0	0	0	0	0	0	0	12/23	at Chi-L	1	0	1	1	0	0.0	0.0	0	0	0	0	0	0	0	0
12/31	at Chi-W	1	0	0	0	0	0.0	0.0	0	0	0	0	0	0	0	12/30	Det-W	1	0	1	0	1	0.0	0.0	0	0	0	0	0	0	0	0
06 TOTALS		14	0	2	2	0	0.0	0.0	0	0	0	0	0	0	0	07 TOTALS		16	0	3	2	1	0.0	0.0	0	0	0	0	0	0		

2008, GREEN BAY

Date	Opp	GP	GS	Tot	So	As	Sk	Yd	Int	Yd	Lg	TD	PD	FF	FR	
09/08	Min-W	1	0	1	1	0	0.0	0.0	0	0	0	0	0	0	0	
09/14	at Det-W	1	0	2	1	1	0.0	0.0	0	0	0	0	0	0	0	
09/21	Dal-L	1	0	2	2	0	0.0	0.0	0	0	0	0	0	0	0	
09/28	at TB-L	1	0	0	0	0	0.0	0.0	0	0	0	0	0	0	0	
10/05	Atl-L	(inactive)														
10/12	at Sea-W	(inactive)														
10/19	Ind-W	(inactive)														
11/02	at Ten-L	1	0	0	0	0	0.0	0.0	0	0	0	0	0	0	0	
11/09	at Min-L	(inactive)														
11/16	Chi-W	1	0	0	0	0	0.0	0.0	0	0	0	0	0	0	1	
11/24	at NO-L	1	0	1	0	1	0.0	0.0	0	0	0	0	0	0	0	
11/30	Car-L	1	0	0	0	0	0.0	0.0	0	0	0	0	0	0	0	
12/07	Hou-L	1	0	2	0	2	0.0	0.0	0	0	0	0	1	0	0	
12/14	at Jac-L	1	0	0	0	0	0.0	0.0	0	0	0	0	0	0	0	
12/22	at Chi-L	1	0	1	1	0	1.0	0.0	0	0	0	0	0	0	0	
12/28	Det-W	1	0	1	1	0	1.0	5.0	0	0	0	0	0	0	0	
08 TOTALS		12	0	10	6	4	2.0	5.0	0	0	0	0	1	0	1	

2009, DETROIT

Date	Opp	GP	GS	Tot	So	As	Sk	Yd	Int	Yd	Lg	TD	PD	FF	FR	
09/13	at NO-L	1	0	4	3	1	0.0	0.0	0	0	0	0	0	0	0	
09/20	Min-L	1	1	3	2	1	1.0	5.0	0	0	0	0	1	0	0	
09/27	Was-W	1	1	4	3	1	1.0	7.0	0	0	0	0	1	0	0	
10/04	at Chi-L	1	1	1	1	0	0.0	0.0	0	0	0	0	0	0	0	
10/11	Pit-L	1	1	2	1	1	0.0	0.0	0	0	0	0	0	0	0	
10/18	at GB-L	(inactive)														
11/01	StL-L	(inactive)														
11/08	at Sea-L	1	0	4	4	0	0.0	0.0	0	0	0	0	0	0	0	
11/15	at Min-L	1	1	2	0	2	0.0	0.0	0	0	0	0	0	0	1	
11/22	Cle-W	1	1	4	0	0	0.0	0.0	0	0	0	0	0	0	0	
11/26	GB-L	1	0	1	1	0	0.0	0.0	0	0	0	0	0	0	1	
12/06	at Cin-L	1	0	1	1	0	0.0	0.0	0	0	0	0	0	0	0	
12/13	at Bal-L	1	1	4	3	1	0.0	0.0	0	0	0	0	0	0	0	
12/20	Ari-L	1	0	2	0	1.0	8.0	0	0	0	0	0	0	0	0	
12/27	at SF-L	1	1	1	1	0	1.0	4.0	0	0	0	0	1	0	0	
01/03	Chi-L	1	1	1	1	0	1.0	3.0	0	0	0	0	0	0	0	
09 TOTALS		14	9	34	27	7	5.0	27.0	0	0	0	0	3	0	2	

2010, DENVER

Date	Opp	GP	GS	Tot	So	As	Sk	Yd	Int	Yd	Lg	TD	PD	FF	FR
09/12	at Jac-L	1	1	5	4	1	0.0	0.0	0	0	0	0	0	0	0
09/19	Sea-W	1	1	3	3	0	0.0	0.0	0	0	0	0	0	0	0
09/26	Ind-L	1	0	1	0	1	0.0	0.0	0	0	0	0	0	0	0
10/03	at Ten-W	1	1	4	4	0	0.0	0.0	0	0	0	0	0	0	0
10/10	at Bal-L	1	1	9	6	3	1.0	14.0	0	0	0	0	0	0	0
10/17	NYJ-L	1	2	2	0	0.0	0.0	1	14	14	0	1	0	0	0
10/24	Oak-L	1	1	6	6	0	1.0	12.0	0	0	0	0	1	0	0
10/31	at SF-L	1	1	5	5	0	0.0	0.0	0	0	0	0	0	0	0
11/14	KC-W	1	1	1	1	0	1.0	4.0	0	0	0	0	0	0	1
11/22	at SD-L	1	1	5	2	3	0.0	0.0	0	0	0	0	0	0	0
11/28	StL-L	1	0	5	3	2	0.0	0.0	0	0	0	0	0	0	0
12/05	at KC-L	1	1	5	5	0	0.0	0.0	0	0	0	0	0	0	0
12/12	at Ari-L	1	1	3	2	1	0.0	0.0	0	0	0	0	0	0	0
12/19	at Oak-L	1	1	4	4	0	0.0	0.0	0	0	0	0	0	1	1
12/26	Hou-W	1	0	1	1	0	0.0	0.0	0	0	0	0	0	0	0
01/02	SD-L	1	0	0	0	0	0.0	0.0	0	0	0	0	0	0	0
10 TOTALS		16	12	59	48	11	3.0	30.0	1	14	14	0	2	1	2

2011, DENVER

Date	Opp	GP	GS	Tot	So	As	Sk	Yd	Int	Yd	Lg	TD	PD	FF	FR
09/12	Oak-L	1	0	6	5	1	1.0	6.0	0	0	0	0	0	0	1
09/18	Cin-W	1	1	2	2	0	0.0	0.0	0	0	0	0	0	0	0
09/25	at Ten-L	1	1	3	3	0	0.0	0.0	0	0	0	0	0	0	0
10/02	at GB-L	1	0	1	0	1	0.0	0.0	0	0	0	0	0	0	0
10/09	SD-L	1	0	2	2	0	0.0	0.0	0	0	0	0	0	0	0
10/23	at Mia-W	1	0	1	0	1	0.0	0.0	0	0	0	0	0	0	0
10/30	Det-L	1	0	1	1	0	0.0	0.0	0	0	0	0	0	0	0
11/06	at Oak-W	1	0	0	0	0	0.0	0.0	0	0	0	0	0	0	0
11/13	at KC-W	1	0	0	0	0	0.0	0.0	0	0	0	0	0	0	0
11/17	NYJ-W	1	0	0	0	0	0.0	0.0	0	0	0	0	0	0	0
11/27	at SD-W	1	0	1	1	0	0.0	0.0	0	0	0	0	0	0	0
12/04	at Min-W	1	0	0	0	0	0.0	0.0	0	0	0	0	0	0	1
12/11	Chi-W	1	0	0	0	0	0.0	0.0	0	0	0	0	0	0	0
12/18	NE-L	1	0	1	1	0	0.0	0.0	0	0	0	0	0	0	0
12/24	at Buf-L	1	0	1	1	0	0.0	0.0	0	0	0	0	0	1	0
01/01	KC-L	1	0	1	0	1	0.0	0.0	0	0	0	0	0	0	0
11 TOTALS		16	2	20	16	4	1.0	6.0	0	0	0	0	0	1	1
01/08	Pit-W	1	0	1	1	0	0.0	0.0	0	0	0	0	0	0	0
01/14	at NE-L	1	0	3	1	2	0.0	0.0	0	0	0	0	0	0	0

1AFC Wild Card game; 2AFC Divisional playoff





Sebastian JANIKOWSKI

KICKER | FLORIDA STATE

HT. 6-1

WT. 258

Born: 3/2/78

Acquired: D1-'00

14th NFL season

14th Raiders Season

High School: Seabreeze (Daytona Beach, Fla.)

Selected by Oakland Raiders in first round (17th overall) of 2000 NFL Draft, April 15, 2000...Signed first contract, July 22, 2000.

CAREER: A record-setting kicker with outstanding leg strength and accuracy, is the Raiders' all-time leading scorer with 1,271 points...Tied NFL record with a 63-yard field goal at Denver, 9/12/11...Tied an NFL single-game mark with three field goals of 50 yards or longer at Houston, 10/9/11...Set a team record with six field goals vs. Chicago, 11/27/11...Selected to first Pro Bowl in 2011...Set franchise record with 142 points in 2010...Also kicked the third-longest field goal in NFL history with a 61-yarder at Cleveland, 12/27/09...Received All-Pro recognition from Sports Illustrated in 2009...Has led the team in scoring in each of his 12 seasons...Has played in 188 games and seven postseason contests, including Super Bowl XXXVII...Owns the highest field-goal percentage in Raiders history at 79.6...Has made 293 of 368 FG attempts and is 392 of 395 (99.2 percent) on PATs...Has topped the century mark in scoring in six of his 12 professional seasons...Set an NFL record for longest overtime field goal, a 57-yarder vs. the Jets, 10/19/08...Also set a Raiders record with a 76-yard FG attempt vs. San Diego, 9/28/08...Tied an NFL record with four field goals in one quarter at Chicago, 10/5/03...Has kicked five field goals in a game three times; vs. Denver, 10/29/00; at Chicago, 10/5/03; and at Minnesota, 11/18/07...Set NFL single-game records with eight touchbacks and eight PATs at Denver, 10/24/10...Has made three or more field goals in a game 34 times, and has booted four or more 13 times...Just the fifth kicker ever drafted in the first round of the NFL Draft.

2012: Played in all 16 games...A first-level alternate for the Pro Bowl and second-team All-Pro (CBSSports.com), enjoyed arguably the best season by a kicker in Raiders history, missing only three of his 34 FG attempts: 51-, 61- and 64-yarders...Was one of just nine kickers in NFL history to hit at least 91.2 percent of his field goals during a season while perfect from 49 yards or less...Scored 118 points, including a perfect 25-for-25 on PATs...Named AFC Special Teams Player of the Month for October...Enters 2013 having connected on 36 of his last 39 field goals, dating to Dec. 24, 2011, (his only misses 51-, 61- and 64-yarders)...On attempts of 40 yards or less, has hit 53 in a row, having last missed such an attempt on Sept. 26, 2010, at Arizona (32 yards), a 24-23 loss...On attempts of 40 or more, has converted 19 of his last 24 attempts (his five misses: 51-, 59-, 61-, 64- and 65-yarders)...Also enters 2013 with an active streak of 128 successful PATS, having last missed a PAT Dec. 14, 2008, vs. New England...Sustained a groin pull covering a kickoff vs. Detroit (8/25), and missed the preseason finale at Seattle (8/30) for precautionary reasons; has battled the groin issue most of the season...Wife gave birth to twin daughters Sept. 3... (9/10) vs. SD: Hit an important 51-yard field goal – his 37th FG of 50-plus yards – to get Oakland on the board in the first quarter... (9/16) at Mia.: Elected a game-week captain... (9/23) vs. Pit.: Kicked a 43-yard field goal as time expired, his 12th career game-winning kick, giving Oakland a dramatic 34-31 win...On previous drive, booted a 32-yarder to knot the game at 31... (10/14) at Atl.: Connected on a 52-yard field goal, his 38th career FG from 50-or-more yards, and posted four TBs... (10/21) vs. Jac.: Converted four of five FG tries, his lone miss from 64 yards at the end of regulation in attempt to break the NFL record; in 26-23 OT win, hit the game-ender from 40 yards out, on second down – the 13th game-winning kick of his career; also kicked the game-tying PAT with three minutes in regulation, and four touchbacks, one that split the uprights... (10/28) at KC: Improved his outstanding career numbers at Arrowhead Stadium with four FGs in 26-16 win; also had five touchbacks on

AT A GLANCE

- Last name is pronounced jan-ah-COW-skee.
- Owns two of the top five longest field goals in NFL history.
- Has played in 188 games and seven postseason contests, including Super Bowl XXXVII.
- He is, along with Shane Lechler, one of only three duos in the NFL that had been with their original drafted team for more than 11 seasons.
- Raiders all-time leading scorer with 1,271 career points, and has led the team in scoring in each of his 12 seasons.
- Tied NFL record with a 63-yard field goal, at Denver in 2011.
- Also in 2011, tied an NFL single-game mark with three field goals of 50 yards or longer.
- Turned down various soccer contract offers to play football at Florida State, after playing just one season of high-school football.

seven kickoffs... (11/25) at Cin.: Connected on a season-long 55-yard field goal, his 39th career FG of 50-plus yards, extending his lead among active kickers... (12/2) vs. Cle.: Became the ninth player in franchise history to play 200 games in a Raiders uniform...Booted a 51-yarder in the second quarter to give him 40 career FGs of at least 50, tying Morten Andersen for third on the NFL's all-time list... (12/6) vs. Den.: Did not have a FG attempt, snapping a string of 15 straight contests with at least one three-pointer... (12/16) vs. KC: Earned his seventh career AFC Special Teams Player of the Week award...Was the only player to score a point, nailing five of six field goals in 15-0 triumph...With his 42nd career field goal of 50-plus yards, surpassed No. 3 Morten Anderson (40) and matched John Kasay for No. 2 on the NFL's all-time list, trailing an active Jason Hanson...Hit multiple 50-yard field goals for the fourth time in his career (also at Ten., 10/28/07; vs. Ind. 12/26/10; at Hou. 10/9/11), connecting from 57 and 50...On a 51-yard attempt in the second quarter, came about 2 feet wide left of matching the NFL record he shares for most FG of 50-plus in a game...His 57-yarder, a season best, came on the last play of the first half.

2011: Selected to first career Pro Bowl after another record-breaking season...Scored 129 points, marking the third-highest single-season total in franchise history...Good on 31-of-35 FG attempts, also the third-highest single-season total in franchise history...Was a perfect 36-for-36 on PATs...Was 7-of-10 on FG attempts of more than 50 yards, his most successful kicks ever from that distance...Had a career-high 32 touchbacks... Named AFC Special Teams Player of the Month in both September and November...Earned AFC Special Teams Player of the Week honors following Week 1, Week 5 and Week 12... (9/12) at Den.: Kicked three field goals, matching the NFL record with a 63-yarder just before halftime...Named AFC Special Teams Player of the Week... (9/25) vs. NYJ: Hit 2-of-3 FG attempts, including a 54-yarder... Only miss was on a 56-yard attempt... (10/9) at Hou.: Kicked four field goals, including three from 50-plus yards to tie an NFL record...Field goals came from 54, 55, 50 and 42 yards, in emotional win one day after passing of owner Al Davis...Earned AFC Special Teams Player of the Week honors... (10/23) vs. KC: Inactive due to injury, missing first game since the 2001 season... (11/20) at Min.: Went 2-for-3 on FG attempts...Had FG attempt blocked for the first time since 2007... (11/27) vs. Chi.: Set franchise record with six field goals, breaking



his own record, five...Accounted for 19 of team's points in 25-20 victory...Field goals came from 40, 47, 42, 19, 37 and 44 yards out...(12/24) at KC: Went 3-for-4 on field goals, including a game-winner in overtime from 36 yards out...Only miss came on a 59-yard attempt.

2010: Set Raiders record with 142 points, snapping Jeff Jaeger's 1993 mark, 132...Hit 33-of-41 field goal attempts, both of which rank second on the Raiders' single-season list...Had 29 touchbacks to set a then-career high and rank second in the NFL...Perfect on 43 PAT attempts...(9/12) at Ten.: Good on 2-of-3 FG attempts...Only miss was on a 54-yard attempt...(9/26) at Ari.: Kicked three field goals on six attempts, including a 59-yarder in the first quarter...Tied a career high with six FG attempts...(10/24) at Den.: Part of a record-breaking offensive performance, setting modern-day NFL records with eight PATs and eight touchbacks on kickoffs...(11/7) vs. KC: Kicked a 41-yard field goal with three seconds remaining in regulation to tie the game, then booted a 33-yard field goal in overtime to give the Raiders a 23-20 victory...(12/19) vs. Den.: Had first career punt attempt, in second quarter, booting a 33-yarder in place of an injured Shane Lechler...(12/26) vs. Ind.: Kicked four field goals, including 51 and 59-yarders.

2009: Played in all 16 games...Named All-Pro by Sports Illustrated...Led the team in scoring with 95 points...Good on 26 of 29 FG attempts, making 15 from 40 yards or longer...One of just two NFL kickers to make six field goals of 50 yards or longer...Set a then-franchise record with a 61-yard field goal...Converted all 17 PATs...Tied for sixth in the NFL with 17 touchbacks...(11/15) vs. KC: Missed first FG attempt of the season, from 47 yards, after converting first 13 kicks...(11/22) vs. Cin.: Made 2-of-3 field goal attempts, including a 33-yarder to win the game at the end of regulation...Only miss was from 57 yards out...(12/13) vs. Was.: Was 2-for-3 on field goals (34 and 54)...Only miss was on a 66-yard attempt, the second-longest of his career...(12/20) at Den.: Good on field goals of 28 and 54 yards...Tied a season high with four touchbacks...(12/27) at Cle.: Converted all three FG attempts, including a then-franchise-record 61-yarder at the end of the first half, then the third-longest in NFL history...Eclipsed previous career long of 57 yards, set in 2008...(1/3/10) vs. Bal.: Kicked a 39-yard field goal that gave him 1,000 career points.

2008: Played in all 16 games...Led the team in scoring with 97 points...Made 24 of 30 FG attempts...Converted 25 of 26 PATs...Set a then-Raiders record with a 56-yard field goal, against the Chiefs...Broke his own franchise distance record and set an NFL mark for longest overtime field goal with a 57-yarder, against the Jets...Tied for second in the NFL with 22 touchbacks...Also collected two special-teams tackles...(9/14) at KC: Made three field goals, including a then-Raiders record 56-yarder in the first quarter...(9/28) vs. SD: Good on 3-of-4 FG attempts, his only miss a 76-yarder, a Raiders record for longest attempt...(10/12) at NO: Went 1-for-3 on FG attempts...Misses came on attempts of 57 and 59 yards...(10/19) vs. NYJ: Made 3-of-4 attempts, including a career-long and then-Raiders record 57-yarder to win the game in OT...Attempt marked the longest overtime field goal in NFL history...Named AFC Special Teams Player of the Week...(11/9) vs. Car.: Went 2-for-3 on FG attempts, and broke the Raiders career scoring record with a 45-yard FG in the third quarter, increasing his career points total to 865 and eclipsing the Raiders record of 863 set by Hall of Famer George Blanda.

2007: Played in all 16 games...Led the team in scoring with 97 points...Made 23-of-32 field goals...Perfect in PATs (28-for-28)...(9/9) vs. Det.: Pushed a Detroit return man out of bounds on a kickoff...(9/23) vs. Cle.: Made all four of his field goal attempts, including a 48-yard field goal in the fourth quarter that proved to be the difference...(11/4) vs. Hou.: Nearly connected on a 64-yard attempt, which would've established the NFL record...(11/11) vs. Chi.: Went 2-for-2 on field goal attempts, including a 52-yarder to give the Raiders a fourth-quarter lead...(11/18) at Min.: Went 5-for-5 on FG attempts, four of which were 42 yards or longer.

2006: Played in all 16 games...Led team in scoring for the seventh straight season, with 70 points...Connected on 18-of-25 FG attempts with a long of 55...Recorded three special-teams tackles...(11/12) vs. Den.: Good on two

field goals, including a 55-yarder that tied his own Raiders record.

2005: Played in all 16 games...Led the team in scoring with 90 points...Connected on 20-of-30 FG attempts and was perfect on 30 PATs...Kicked off 70 times and put 22 in the end zone, with 11 touchbacks...(10/2) vs. Dal.: Made all four field goal attempts, including two of more than 40 yards...Kicked a season-long 49-yard field goal and counted for 13 points in a 19-13 victory...Earned AFC Special Teams Player of the Week honors...(10/30) at Ten.: Connected on both FG attempts (22, 32) and was perfect on four extra points...Kicked off seven times, putting six into the end zone (four touchbacks), in 34-25 win...(11/6) at KC: Perfect on three FG attempts (32, 49 and 48), all in the first half...Kicked off six times...His "pooch" kicks helped limit Kansas City's return specialist to just 15.8 yards per return...(11/20) at Was.: Kicked the game-winning field goal from 19 yards out in the fourth quarter.

2004: Played in all 16 games...Led the team in scoring for the fifth consecutive year, topping the century mark for the fourth time in five years (106 points)...Recorded the most accurate season of his career, connecting on 89.3 percent of his FG attempts (25-of-28), while going 31-for-32 on extra points...Kicked off 76 times, putting 27 into the end zone (12 touchbacks)...Also kicked two game-winning field goals on the year...(9/19) vs. Buf.: His 33-yard FG with 2:27 remaining proved to be the game-winner...Also recorded one tackle...(9/26) vs. TB: Kicked a 39-yard field goal, the 100th of his career...(10/24) vs. NO: Scored a season-high 14 points, hitting all four field goals (28, 42, 44 and 40) and two PATs...Kicked off seven times and put three in the end zone with two touchbacks...(11/7) at Car.: Perfect on two FG attempts, connecting from 26 yards in the first quarter and on a game-winning 19-yarder with just six seconds left in the game...(12/12) at Atl.: Connected on a season-long 52-yard field goal in the first quarter, his longest since making a then-career long 55-yarder on 11/2/03 at Detroit...(12/19) vs. Ten.: Connected on his only field goal attempt (42 yards) in the fourth quarter and was perfect on five PATs...Kicked off seven times, putting a season-high four into the end zone, with two touchbacks.

2003: Played in all 16 games and led the team in scoring with 94 points...Converted 88 percent (22-for-25) of FG attempts...(9/14) vs. Cin.: Converted all three FG attempts (26, 39 and 40), including the game-winner...(10/5) at Chi.: Converted on 5-of-6 field goal attempts, tying a personal franchise best for field goals made and attempted...Made field goals from 32, 33, 36, 39 and 49 yards with one blocked...Missed his first PAT of his career, snapping a streak of 147 straight...(11/2) at Det.: Converted 2-of-3 FG attempts, including a then-franchise-record 55 yards.

2002: Played in all 16 games and scored 128 points, the third-highest total in team history and first in the AFC...Posted career highs in FG attempts with 33 and field goals made with 26...Also set then-career highs in kickoffs (97), kickoffs into the end zone (48) and touchbacks (22)...His touchback total led the NFL...Finished the season by making 18 of his last 20 field goals...(9/29) vs. Ten.: Had nine kickoffs with seven going into the end zone, and six touchbacks...(10/6) at Buf.: Had eight kickoffs, with six going into the end zone, and five touchbacks...(10/27) at KC: Had a 44-yard attempt blocked, the first of his career...(12/2) vs. NYJ: Converted four field goal attempts (23, 29, 36 and 48 yards)...Postseason: (1/12/03) vs. NYJ: Converted 3-of-4 FG attempts (29, 31 and 34) in AFC Divisional playoff...(1/19/03) vs. Ten.: Connected on both FG attempts, from 33 and 43 yards, in AFC Championship...Made all five PATs...Super Bowl XXXVII (1/26/03) vs. TB: Made only FG attempt, from 40 yards out.

2001: Played in 15 games, missing the final regular-season contest...Had 111 points to lead the team...Connected on 23-of-28 FG attempts, the most successful attempts by a Raider since Cole Ford hit 24 in 1996...Earned AFC Special Teams Player of the Month in September...Converted all 42 PATs to rank first in the AFC and fourth in the NFL...Had 12 touchbacks, tied for second in the NFL...(9/9) at KC: Connected on a game-winning 31-yarder with 15 seconds remaining...Connected from 37 yards with 2:22 remaining, a game-winning kick...(12/15) at SD: Kicked a game-winning 31-yard field goal with 1:11 remaining...Postseason: (1/12/02) vs. NYJ: Connected on all three



JANIKOWSKI *continued...*

field goal attempts (21, 41 and 45) in AFC Wild Card game... (1/19/02) at NE: Connected on two field goals, from 38 and 45 yards, in snowy AFC Divisional Playoff game.

2000: As a rookie, had a team-high 112 points to rank fifth in the AFC and ninth in the NFL... The 112 points were the most scored by a Raider since 1993 (Jeff Jaeger, 132)... Had 14 touchbacks, good for second in the NFL... Connected on 22-of-32 field goals... Tied for first in the AFC by making a then-career long 54-yard field goal... Connected on all 46 PATs, most by a Raider since 1983 (Chris Bahr, 51) ... (9/10) at Ind.: Made first career FG, from 24 yards out... (10/15) at KC: Kicked a game-winning 43-yard field goal... (10/29) at SD: Connected on five field goals, tying Jaeger's franchise record... Converted on a 54-yarder to tie George Fleming (10/1/61) and Jaeger (10/4/92) for then longest in club history. Postseason: (1/6/01) vs. Mia.: Connected on 2-of-3 field goals, from 33 and 36 yards, in the AFC Divisional playoff... (1/14/01) vs. Bal.: Connected on a 24-yard field goal in AFC Championship.

COLLEGE: In only three seasons at Florida State, finished ranked second on the school's career scoring list with 324 points... A consensus first-team All-American in 1999... Won a pair of Lou Groza Awards, given to the nation's top kicking specialist, after his sophomore and junior seasons... As a junior, led

the team in scoring with 116 points, the third-highest season total in school history... Connected on 23 of 30 field goals and all 47 PAT attempts... As a sophomore, garnered All-America recognition from the Associated Press, Football Writer's Association and Football News... Set school and ACC records with 27 field goals in a season... Made 27 of his 32 attempts (84.4 percent) ... Led the nation with an average of 2.25 field goals per game ... As a freshman in 1997, led the Seminoles in scoring with 85 points... General studies major.

PERSONAL: Played just one year of high-school football, his senior season at Seabreeze High School in Daytona Beach, Fla. ... Nailed a career-long 60-yarder against Palatka, which was also the second-longest field goal in state history... Also hit field goals from 56, 53 and 51 yards... Had just two kick-offs returned, and 80 percent went through the end zone... First-team All-USA selection (USA Today) and also earned All-America accolades... Selected to play in the Florida-Georgia All-Star Game ... Scored a state record 69 goals as a senior for the school's soccer team... Former member of the Polish national under-17 soccer team... Turned down various soccer contract offers in South America to enroll at Florida State.

SEBASTIAN JANIKOWSKI'S NFL STATISTICS

SCORING

Year	Team	FIELD GOALS						PAT				Points
		GP	FG	FGA	Pct	Lg	Blk	XP	XPA	Pct	Blk	
2000	Oakland	14	22	32	68.8	54	0	46	46	100.0	0	112
2001	Oakland	15	23	28	82.1	52	1	42	42	100.0	0	111
2002	Oakland	16	26	33	78.8	51	2	50	50	100.0	0	128
2003	Oakland	16	22	25	88.0	55	1	28	29	96.6	0	94
2004	Oakland	16	25	28	89.3	52	0	31	32	96.9	1	106
2005	Oakland	16	20	30	66.7	49	1	30	30	100.0	0	90
2006	Oakland	16	18	25	72.0	55	0	16	16	100.0	0	70
2007	Oakland	16	23	32	71.9	54	1	28	28	100.0	0	97
2008	Oakland	16	24	30	80.0	57	0	25	26	96.2	1	97
2009	Oakland	16	26	29	89.7	61	0	17	17	100.0	0	95
2010	Oakland	16	33	41	80.5	59	0	43	43	100.0	0	142
2011	Oakland	15	31	35	88.6	63	2	36	36	100.0	0	129
2012	Oakland	16	31	34	91.2	57	0	25	25	100.0	0	118
NFL totals (13 years)		204	324	402	80.6	63	8	417	420	99.3	2	1,389

ADDITIONAL STATISTICS: Punting – 1-33, vs. Den., 12/19/10. Special-teams tackles – 3 in 2001, 3 in 2002, 1 in 2003, 2 in 2004, 4 in 2006, 2 in 2007, 2 in 2008, 1 in 2009; NFL total: 18.

SINGLE-GAME HIGHS & CAREER MILESTONES: FIELD GOALS: Attempted – 6, five times; last vs. KC, 12/16/12. Made – 6, vs. Chi., 11/27/11. Long – 63, at Den., 9/12/11. Longest attempted – 76, vs. SD, 9/28/08. EXTRAPOINTS: Attempted – 8, at Den., 10/24/10. Made – 8, at Den., 10/24/10. KICKOFFS: Most – 10, at Den., 10/24/10. Touchbacks – 8, at Den., 10/24/10. NFL debut vs. SD, 9/3/00. First NFL field goal: at Ind., 9/10/00. 1,000th career point: vs. Bal., 1/3/10.

FIELD GOALS

Year	Team	1-19	Pct	20-29	Pct	30-39	Pct	40-49	Pct	50+	Pct
2000	Oakland	1/1	100.0	6/6	100.0	6/7	85.7	8/14	57.1	1/4	25.0
2001	Oakland	0/0	-	7/7	100.0	9/10	90.0	6/9	66.7	1/2	50.0
2002	Oakland	0/0	-	10/11	90.9	7/8	87.5	7/12	58.3	2/2	100.0
2003	Oakland	0/0	-	6/6	100.0	6/6	100.0	9/10	90.0	1/3	33.3
2004	Oakland	1/1	100.0	7/7	100.0	7/8	87.5	8/10	80.0	2/2	100.0
2005	Oakland	1/1	100.0	7/8	87.5	5/6	83.3	7/12	58.3	0/3	0.0
2006	Oakland	1/1	100.0	2/3	66.7	9/11	81.8	3/3	100.0	3/7	42.9
2007	Oakland	0/0	-	4/4	100.0	6/7	85.7	7/10	70.0	6/11	54.5
2008	Oakland	0/0	-	11/11	100.0	8/8	100.0	2/4	50.0	3/7	42.9
2009	Oakland	0/0	-	3/3	100.0	8/8	100.0	9/10	90.0	6/8	75.0
2010	Oakland	0/0	-	8/8	100.0	13/14	92.9	8/12	66.7	4/7	57.1
2011	Oakland	1/1	100.0	8/8	100.0	5/5	100.0	10/11	90.9	7/10	70.0
2012	Oakland	1/1	100.0	9/9	100.0	10/10	100.0	5/5	100.0	6/9	66.7
NFL totals (13 years)		6/6	100.0	88/91	96.7	99/108	91.7	89/122	73.0	42/75	56.0

PLAYOFF FIELD GOALS

2000	Oakland	0/0	-	1/1	100.0	2/2	100.0	0/0	-	0/1	0.0
2001	Oakland	0/0	-	1/1	100.0	1/1	100.0	3/3	100.0	0/0	-
2002	Oakland	0/0	-	1/2	50.0	3/3	100.0	2/2	100.0	0/0	-
Postseason		0/0	-	3/4	75.0	5/5	100.0	5/5	100.0	0/1	0.0



KICK BY KICK

2000: (41N) (50N,24G) (19G,49N) (37G,31G) (23G,35G,41N,35N) (47N,59N,47G,43G) (32G) (40G,40G,54G,29G,42N,24G) () () (49G) (24G,35G) (40G,42G,44N) (32G) (25G,50N) (42G) (Postseason: (36G,33G,58N) (24G))

2001: (43G,42G,36G,31G) (42G,25G,45G) (20G) () (39G,42G,59N,37G) (42G,32G) (31G) (52G,37G) (24G,25G) () (41B,24G) () (20G,31G) (40N,35G,33N,42N) (28G) () (Postseason: (21G,41G,45G) (38G,45G))

2002: (27G) (41G,45G,46N,27G) (28G) () (43G,32G,35N) (27N,48N) (44B,32G) (42G,23G) (47G,32G) (39G,49B,28G) (37G,51G) (23G,48G,36G,29G) (51G,49N,20G) (26G,38G,45G) () (27G) (Postseason: (29G,28N,34G,31G) (43G,32G) (40G))

2003: (47G,47G) (40G,26G,39G) (41G) (23G,46G) (36G,39G,32G,33G,47B,49G) () (27G) (55N,55G,24G) (22G) (52N) (41G) (46G,48G) () (37G,23G) () () ()

2004: (28G,38G) (21G,33G) (23G,40G,46N,39G) (35N,50G) () (35G) (28G,42G,44G,40G) () (26G,19G) (31G) (48N) (27G,36G) (52G) (42G) (40G,45G,46G) (35G,27G)

2005: (43N) (29G,50N) (49N,28G,26G,37N) (30G,23G,49G,43G) () (25G) (22G,32G) (32G,49G,48G) (45N,40G) (30G,45N,25G,19G) () (37G,61N) (42G,29N) (51N,46B) (43G) ()

2006: () (34G,51G) () (33G,36G) (54N,47G) (19G,49N,39G) (51G,22G) (49N,29G,45G,38G) (29G,39G) (20G,25G,20G) (24G) (37G,35N) () (41N,42G,47G,39G) () (24G,34G) (29G,44N,28G) (35G,22G,35G)

2007: (50B,46N,57N) (38G,52N) (32G,22G,23G,48G) () () (37G) (50G,43G,54G) (64N,22G) (37G,52G) (42G,30G,42G,49G,52G) (25G,54G) (58N,38G,35N,44G) (44N) () (41G) (49N,53G)

2008: () (56G,25G,40G) (23G,35G,32G) (22G,28G,76N,32G) (24G,57N,59N) (29G,40N,37G,57G) (22G) () (38G,45G,58N) (21G,46N,37G) (26G) (25G,51G) () () (33G,30G) (25G)

2009: (37G,35G) (48G,54G) (48G) (46G,33G) () (29G,46G) () (48G,41G,28G) (50G,45N) (57N,52G,33G) () (48G,43G) (34G,66N,54G) (54G,28G) (44G,34G,61G) (37G,39G)

2010: (34G,30G,53N) (46N,38G,41G,22G) (22G,54G,41N,23G,58N,32N) (39G) (50G,30G) (27G,24G,40G) (31G) (31G,36G,45N,22G,49G) (47N,23G,41G,33G) (41G) (30G) () (26G) (49G,35G,47G) (59G,38G,54N,51G,45G) (38G)

2011: (37G,21G,63G) () (56N,54G,49G) (28G,26G) (54G,55G,50G,42G) (48G) () (48G) (23G) (29G,26G,49B) (40G,47G,42G,19G,37G,44G) () () (46G,51G,65B) (28G,59N,31G,36G) (52G,43G,27G,32G)

2012: (51G,19G) (25G,27G) (32G,43G) (38G,24G) (52G,22G) (21G,33G,31G,64N,40G) (36G,35G,29G,32G) (29G) (32G,47G) (40G) (55G) (51G,61N) () (20G,50G,51N,57G,30G,41G) (21G,31G) ()

KICKOFFS

Year	Team	No	Ret	OSK	TB	TB Pct
2000	Oakland	82	67	0	14	17.1
2001	Oakland	82	69	0	12	14.6
2002	Oakland	97	74	0	22	22.7
2003	Oakland	66	57	0	7	10.6
2004	Oakland	76	62	1	12	15.8
2005	Oakland	67	53	2	11	16.4
2006	Oakland	50	41	1	7	14.0
2007	Oakland	67	42	2	22	32.8
2008	Oakland	67	43	2	22	32.8
2009	Oakland	58	41	0	17	29.3
2010	Oakland	93	61	1	29	31.2
2011	Oakland	80	46	2	32	40.0
2012	Oakland	73	30	7	38	52.1
NFL totals (13 years)		958	686	18	245	25.6
Postseason		40	38	0	2	5.0

OSK = Onside Kick



21



Mike JENKINS

CORNERBACK | SOUTH FLORIDA

HT: 5-10

WT: 197

Born: 3/22/85

Acquired: UFA-'13 (Dal.)

Sixth NFL season

First Raiders Season

High School: Southeast (Bradenton, Fla.)

Selected by Dallas Cowboys in the first round (25th overall) of 2008 NFL Draft, April 26, 2008...Signed first contract, July 28, 2008...Signed by Oakland Raiders as unrestricted free agent, April 9, 2013.

CAREER: A first-round selection, selected 25th overall after Dallas traded up with Seattle in the 2008 draft, enters his sixth NFL season... One of two unrestricted free-agent cornerbacks to sign with the Raiders in 2013, joining Tracy Porter, spent his first five NFL campaigns in Dallas...An All-American at South Florida, capitalized on an early playing-time opportunity as a 2008 rookie, filling in for a suspended Adam Jones and an injured Terence Newman; quality of play allowed Cowboys to trade Anthony Henry for QB Jon Kitna after the season...In his second campaign, won a training-camp competition and earned a Pro Bowl selection after his first full season as a starter, 2009, when he led the Cowboys to the NFC playoffs and tied for 12th in the NFL with a career-high five interceptions...Started at least two games in each of his five Dallas seasons, including three straight years (2009-11) as a full-time starter...Saw a hamstring injury end a 38-game starting streak (40 including playoffs) midway through 2011...Limited by injury to 12 games in 2011, then served mainly in a reserve role in 2012...Counting two playoff contests, has started 50 NFL games...Owns 57 career passes defended, and ranks tied with Porter for first among active Raiders with eight career interceptions, entering 2013.

2012: Played in 13 games with two starts after a shoulder injury sidelined him most of the offseason and preseason...Spent the year mostly in a reserve role and for the first time in five NFL seasons did not intercept a pass...Posted 14 tackles (10 solo), with three passes broken up...Inactive for three games, the Sept. 5 NFL opener at the N.Y. Giants (shoulder) and consecutive contests Nov. 11-18 against the Eagles and Browns...(9/23) vs. TB: In his first 2012 start, showed athleticism in elevating to break up a potential Josh Freeman touchdown pass to Vincent Jackson deep down the left sideline, preserving a 10-7 lead in an eventual win...(10/14) at Bal: Disrupted a second-quarter Joe Flacco pass intended for Torrey Smith...(11/4) at Atl.: Kept Cowboys in a close game, breaking up a fourth-quarter pass in front of Roddy White...(12/16) at Pit.: Made his second start and posted a season-high four tackles (three solo).

2011: Played and started 12 games, missing four consecutive contests in the season's mid-stretch with a hamstring injury...Collected 22 tackles (20 solo) and one interception, and tied for the team lead with 10 passes defended...(9/11) at NYJ: Limited by a neck injury in the opener, injured his shoulder during the game but played through pain and broke up two passes...(9/26) vs. Was.: Helped Cowboys open home schedule triumphantly with two pass breakups...(10/23) vs. StL: Picked off A.J. Feeley deep in Dallas territory to set up a field goal late in the third quarter of a 34-7 win...(10/30) at Phi.: Sustained a painful hamstring injury that would sideline him each of the next four contests...(11/6) vs. Sea.: Missed his first NFL game since Dec. 7, 2008; had started 38 straight games (40 including playoffs)...(12/4) at Ari.: Returned to action as a starter...(12/11) vs. NYG: Despite battling a shoulder injury, broke up three Eli Manning passes.

2010: Started all 16 games and paced the Cowboys secondary with 15 passes defended, including one interception; also forced a fumble...(9/12) at Was.: Broke up a season-best three passes...(9/26) at Hou.: Helped lim-

AT A GLANCE

- Joins the Raiders from Dallas, where injury limited him over his last two seasons; will battle for position in the new-look Oakland secondary, bidding to return to the Pro Bowl form of his early career.
- A former first-round selection, started 38 straight games (40 including playoffs) from 2009-11.
- Led Cowboys to a playoff berth and earned Pro Bowl honors in his second season, 2009.
- An All-America corner at South Florida, also was a dangerous kick-returner for the Bulls.
- Blocked four kicks (two punts, two FGs) as a senior high-school safety in 2002.
- Born during the Cold War in West Germany, where his mom worked for the U.S. Army.

it Andre Johnson to four catches; intercepted a Matt Schaub pass intended for Johnson that set up a third-quarter Dallas touchdown in a 27-13 win...(11/14) at NYG: In second quarter of 33-20 road win, forced an Ahmad Bradshaw fumble before leaving the game later that period with a neck injury...(12/5) at Ind.: Set up the game-winning field goal in overtime by deflecting a Peyton Manning pass into the arms of teammate Sean Lee at midfield; also broke up a fourth-quarter pass and matched a season-high with seven tackles...(12/25) at Ari.: Forced a first-quarter punt with a tackle shy of the sticks, helping Cowboys hold Arizona to 2-for-11 on third down; also broke up a fourth-quarter pass in a tight game.

2009: Blossomed into a Pro Bowler in his first full season as a starter, helping Dallas to the playoffs...Started 15 of 16 regular-season games, as well as both playoff games...Tied for 12th in the NFL with a career-best five interceptions, and broke up 23 passes; scattered another six pass breakups and an interception over two postseason contests...Moved permanently into the starting lineup entering Week 4, concluding a fierce battle with Orlando Scandrick that began in training camp...(9/13) at TB: Started the season-opener and recovered a blocked Mike Nugent field goal, returning the loose ball 17 yards to set up a first-quarter Cowboys field goal in an eventual win...(9/28) vs. Car.: Picked off Jake Delhomme deep in Cowboys territory in second quarter of 21-7 Monday night victory; also threw James Stewart for a 1-yard loss in fourth quarter, with Dallas protecting a 13-7 advantage...(10/25) vs. Atl.: Intercepted a Matt Ryan pass intended for Roddy White in the second quarter of eventual, 37-21 win...(11/8) at Phi.: Sparked a Cowboys comeback by setting up a game-tying field goal, picking off Donovan McNabb in the third quarter of 20-16 win...(11/15) at GB: Bruised his forearm midway through the third quarter, returned, then aggravated the injury...(12/6) at NYG: Broke up two Eli Manning passes, one to force a punt in the first quarter and the other a third-quarter interception in the Dallas end zone, intended for Mario Manningham...at NO (12/19): In road win, kept Saints in check of a 14-3 game late in second quarter, intercepting Drew Brees at the Dallas 4-yard line, after breaking up a pass earlier on same drive; instrumental in holding eventual Super Bowl champion to 1-for-7 on third down...(12/27) at Was.: Helped Cowboys clinch a



playoff berth with 27-0 triumph, Dallas' first shutout in six years...(1/3/10) vs. Phi.: Broke up three passes, one to force a fourth-quarter punt and the other on Philly's final snap, as Cowboys registered 24-0 win and first back-to-back shutouts in franchise annals...(1/9/10) vs. Phi.: Started rematch with Eagles in NFC Wild Card game and excelled, leading club with four pass breakups, including an interception...Picked off McNabb late in third quarter...(1/17/10) at Min.: Posted another two pass breakups in NFC Divisional loss...Replaced Minnesota CB Antoine Winfield in the Pro Bowl.

2008: Started three of his 14 games played as a rookie, notched 22 tackles (17 solo), six passes defended, and returned his first career INT 23 yards for a touchdown...(9/7) at Cle.: Played his first NFL contest, with action in the nickel and dime packages...(10/19) at StL: Replacing Terence Newman (abdomen), made his first pro start...(10/26) vs. TB: Made second of three consecutive starts and posted a season-high seven tackles...(11/2) at NYG: Cut a 14-0 deficit in half with his first career interception, picking off Eli Manning in the second quarter and returning the takeaway 23 yards for a touchdown; became first Dallas rookie with a pick-six since Roy Williams in 2002.

COLLEGE: Started 40 of 48 games played at South Florida...Registered 133 tackles (six for loss), five forced fumbles and a school-record 47 passes defended, including six interceptions...Also returned kickoffs, scoring on a 100-yard touchdown as a senior...A Thorpe Award candidate as a senior 13-game starter in 2007, finished with career highs in tackles (41), interceptions (three) and tackles for loss (four); also broke up 12 passes...Earned All-America recognition from the American Football Coaches Association, in addition to All-Big East honors...Started 12 of his 13 games played as a junior in 2006, helping the team to a bowl berth with a ca-

reer-best 15 pass breakups, including an interception; also forced a fumble and recovered another...Got the nod in all 12 games as a sophomore in 2005, collecting 38 tackles, two interceptions, two forced fumbles and five pass breakups...Before playing most of his career at right corner, played mostly on the left side as a freshman in 2004, playing in 10 of 11 games with three starts; broke up nine passes and forced two fumbles.

PERSONAL: Has a son, Mekhi...A native of Europe, was born in Neuenburg, Baden-Wurttemberg, West Germany, where his mom was a computer operator for the U.S. Army...A 2002 SuperPrep All-American as a senior safety at Southeast High School in Bradenton, Fla., also was first-team Class 3A all-state and the Sarasota Herald-Tribune Defensive Player of the Year...Also played RB as a senior and paced the team with 859 rushing yards and 11 touchdowns...Also lettered in track for SHS...Served an early Thanksgiving meal at a Metroplex Salvation Army in 2011, participated in the Salvation Army's Angel Tree Christmas program, and made several holiday hospital visits representing the Cowboys...Also involved with Make-A-Wish Foundation of North Texas.

MIKE JENKINS' NFL STATISTICS

Year	Team	GP	TACKLES						INTERCEPTIONS					FUMBLES		
			GS	Tot	Solo	Asst	Sk	Yds	No	Yds	Lg	TD	PD	FF	FR	Yds
2008	Dallas	14	3	22	17	5	0.0	0.0	1	23	23	1	6	0	0	0
2009	Dallas	16	15	60	51	9	0.0	0.0	5	0	0	0	23	0	0	0
2010	Dallas	16	16	59	48	11	0.0	0.0	1	-4	-4	0	15	1	0	0
2011	Dallas	12	12	22	20	2	0.0	0.0	1	3	3	0	10	0	0	0
2012	Dallas	13	2	14	10	4	0.0	0.0	0	0	0	0	3	0	0	0
NFL totals (five years)		71	48	177	146	31	0.0	0.0	8	22	23	1	57	1		
PLAYOFFS																
2009	Dallas	2	2	2	1	1	0.0	0.0	1	-1	-1	0	6	0	0	0

ADDITIONAL STATISTICS: Career interceptions: Eli Manning 2, Donovan McNabb 2 (1 postseason), Drew Brees, Jake Delhomme, A.J. Feeley, Matt Ryan, Matt Schaub.

SINGLE-GAME HIGHS & CAREER MILESTONES: TACKLES: Total – 7, four times; last: at Ind., 12/5/10, with Cowboys. Solo – 6, three times; last: at GB, 11/7/10, with Cowboys. PASSES DEFENSED: 3, three times; last: vs. NYG, 12/11/11, with Cowboys (four in '09 playoffs, vs. Phi., 1/9/10). NFL debut: at Cle., 9/7/08, with Cowboys. First NFL start: at StL, 10/19/08, with Cowboys. First NFL interception: at NYG, 11/2/08, with Cowboys (E.Manning). Last interception: vs. StL, 10/23/11, with Cowboys (A.J. Feeley).



MIKE JENKINS GAME-BY-GAME

2008, DALLAS

Date	Opp	GP	GS	Tot	So	As	Sk	Yd	Int	Yd	Lg	TD	PD	FF	FR
09/07	at Cle-W	1	0	0	0	0.0	0.0	0	0	0	0	0	0	0	0
09/15	Phi-W	1	0	1	1	0	0.0	0.0	0	0	0	0	1	0	0
09/21	at GB-W	1	0	3	3	0	0.0	0.0	0	0	0	0	1	0	0
09/28	Was-L	1	0	0	0	0	0.0	0.0	0	0	0	0	0	0	0
10/05	Cin-W	1	0	1	0	1	0.0	0.0	0	0	0	0	0	0	0
10/12	at Ari-L	1	0	1	1	0	0.0	0.0	0	0	0	0	0	0	0
10/19	at StL-L	1	1	4	4	0	0.0	0.0	0	0	0	0	1	0	0
10/26	TB-W	1	1	7	4	3	0.0	0.0	0	0	0	0	1	0	0
11/02	at NYG-L	1	1	4	3	1	0.0	0.0	1	23	23	1	1	0	0
11/16	at Was-W	1	0	1	1	0	0.0	0.0	0	0	0	0	1	0	0
11/23	SF-W	1	0	0	0	0	0.0	0.0	0	0	0	0	0	0	0
11/27	Sea-W	(inactive -- hamstring)													
12/07	at Pit-L	(inactive -- hamstring)													
12/14	NYG-W1	0	0	0	0	0.0	0.0	0	0	0	0	0	0	0	0
12/20	Bal-L	1	0	0	0	0	0.0	0.0	0	0	0	0	0	0	0
12/28	at Phi-L	1	0	0	0	0	0.0	0.0	0	0	0	0	0	0	0
08 TOTALS		14	3	22	17	5	0.0	0.0	1	23	23	1	6	0	0

2009, DALLAS

Date	Opp	GP	GS	Tot	So	As	Sk	Yd	Int	Yd	Lg	TD	PD	FF	FR
09/13	at TB-W	1	1	6	3	3	0.0	0.0	0	0	0	0	1	0	0
09/20	NYG-L	1	0	3	3	0	0.0	0.0	0	0	0	0	1	0	0
09/28	Car-W	1	1	5	4	1	0.0	0.0	1	0	0	0	1	0	0
10/04	at Den-L	1	1	5	4	1	0.0	0.0	0	0	0	0	1	0	0
10/11	at KC-W	1	1	4	4	0	0.0	0.0	0	0	0	0	2	0	0
10/25	Atl-W	1	1	7	6	1	0.0	0.0	1	0	0	0	1	0	0
11/01	Sea-W	1	1	1	0	1	0.0	0.0	0	0	0	0	1	0	0
11/08	at Phi-W	1	1	3	3	0	0.0	0.0	1	0	0	0	2	0	0
11/15	at GB-L	1	1	4	3	1	0.0	0.0	0	0	0	0	0	0	0
11/22	Was-W	1	1	4	4	0	0.0	0.0	0	0	0	0	2	0	0
11/26	Oak-W	1	1	2	2	0	0.0	0.0	0	0	0	0	2	0	0
12/06	at NYG-L	1	1	3	3	0	0.0	0.0	1	0	0	0	2	0	0
12/13	SD-L	1	1	3	3	0	0.0	0.0	0	0	0	0	1	0	0
12/19	at NO-W	1	1	6	5	1	0.0	0.0	1	0	0	0	2	0	0
12/27	at Was-W	1	1	3	3	0	0.0	0.0	0	0	0	0	1	0	0
01/03	Phi-W	1	1	1	1	0	0.0	0.0	0	0	0	0	3	0	0
09 TOTALS		16	15	60	51	9	0.0	0.0	5	0	0	0	23	0	0

2010, DALLAS

Date	Opp	GP	GS	Tot	So	As	Sk	Yd	Int	Yd	Lg	TD	PD	FF	FR
09/12	at Was-L	1	1	2	2	0	0.0	0.0	0	0	0	0	3	0	0
09/19	Chi-L	1	1	2	2	0	0.0	0.0	0	0	0	0	1	0	0
09/26	at Hou-W	1	1	2	1	1	0.0	0.0	1	-4	-4	0	1	0	0
10/10	Ten-L	1	1	3	2	1	0.0	0.0	0	0	0	0	1	0	0
10/17	at Min-L	1	1	6	5	1	0.0	0.0	0	0	0	0	1	0	0
10/25	NYG-L	1	1	5	5	0	0.0	0.0	0	0	0	0	1	0	0
10/31	Jac-L	1	1	6	6	0	0.0	0.0	0	0	0	0	1	0	0
11/07	at GB-L	1	1	7	6	1	0.0	0.0	0	0	0	0	0	0	0
11/14	at NYG-W1	1	1	5	4	1	0.0	0.0	0	0	0	0	1	1	0
11/21	Det-W	1	1	4	4	0	0.0	0.0	0	0	0	0	0	0	0
11/25	NO-L	1	1	0	0	0	0.0	0.0	0	0	0	0	0	0	0
12/05	at Ind-W	1	1	7	5	2	0.0	0.0	0	0	0	0	2	0	0
12/12	Phi-L	1	1	3	1	2	0.0	0.0	0	0	0	0	1	0	0
12/19	Was-W	1	1	2	2	0	0.0	0.0	0	0	0	0	0	0	0
12/25	at Ari-L	1	1	2	1	1	0.0	0.0	0	0	0	0	2	0	0
01/02	at Phi-W	1	1	3	2	1	0.0	0.0	0	0	0	0	0	0	0
10 TOTALS		16	16	59	48	11	0.0	0.0	1	-4	0	0	15	1	0

2011, DALLAS

Date	Opp	GP	GS	Tot	So	As	Sk	Yd	Int	Yd	Lg	TD	PD	FF	FR
09/11	at NYJ-L	1	1	3	3	0	0.0	0.0	0	0	0	0	2	0	0
09/18	at SF-W	1	1	1	1	0	0.0	0.0	0	0	0	0	0	0	0
09/26	Was-W	1	1	4	4	0	0.0	0.0	0	0	0	0	2	0	0
10/02	Det-L	1	1	0	0	0	0.0	0.0	0	0	0	0	0	0	0
10/16	at NE-L	1	1	3	3	0	0.0	0.0	0	0	0	0	0	0	0
10/23	StL-W	1	1	4	4	0	0.0	0.0	1	3	3	0	2	0	0
10/30	at Phi-L	1	1	1	1	0	0.0	0.0	0	0	0	0	0	0	0
11/06	Sea-W	(inactive -- hamstring)													
11/13	Buf-W	(inactive -- hamstring)													
11/20	at Was-W	(inactive -- hamstring)													
11/24	Mia-W	(inactive -- hamstring)													
12/04	at Ari-L	1	1	1	1	0	0.0	0.0	0	0	0	0	1	0	0
12/11	NYG-L	1	1	0	0	0	0.0	0.0	0	0	0	0	3	0	0
12/17	at TB-W	1	1	1	1	0	0.0	0.0	0	0	0	0	0	0	0
12/24	Phi-L	1	1	2	1	1	0.0	0.0	0	0	0	0	0	0	0
01/01	at NYG-L	1	1	2	1	1	0.0	0.0	0	0	0	0	0	0	0
11 TOTALS		12	12	22	20	2	0.0	0.0	1	3	3	0	10	0	0

2012, DALLAS

Date	Opp	GP	GS	Tot	So	As	Sk	Yd	Int	Yd	Lg	TD	PD	FF	FR
09/05	at NYG-W	(inactive)													
09/16	at Sea-L	1	0	0	0	0	0.0	0.0	0	0	0	0	0	0	0
09/23	TB-W	1	1	1	1	0	0.0	0.0	0	0	0	0	1	0	0
10/01	Chi-L	1	0	1	1	0	0.0	0.0	0	0	0	0	0	0	0
10/14	at Bal-L	1	0	0	0	0	0.0	0.0	0	0	0	0	1	0	0
10/21	at Car-W	1	0	0	0	0	0.0	0.0	0	0	0	0	0	0	0
10/28	NYG-L	1	0	1	1	0	0.0	0.0	0	0	0	0	0	0	0
11/04	at Atl-L	1	0	0	0	0	0.0	0.0	0	0	0	0	0	0	0
11/11	at Phi-W	(inactive)													
11/18	Cle-W	(inactive)													
11/22	Was-L	1	0	1	1	0	0.0	0.0	0	0	0	0	0	0	0
12/02	Phi-W	1	0	1	1	0	0.0	0.0	0	0	0	0	0	0	0
12/09	at Cin-W	1	0	2	0	2	0.0	0.0	0	0	0	0	0	0	0
12/16	Pit-W	1	1	4	3	1	0.0	0.0	0	0	0	0	0	0	0
12/23	NO-L	1	0	2	2	0	0.0	0.0	0	0	0	0	0	0	0
12/30	at Was-L	1	0	1	0	1	0.0	0.0	0	0	0	0	0	0	0
12 TOTALS		13	2	14	10	4	0.0	0.0	0	0	0	0	3	0	0

Rashad JENNINGS

RUNNING BACK | LIBERTY

HT. 6-1 WT. 231
 Born: 3/26/85
 Acquired: UFA-'13 (Jac.)

Fifth NFL season
 First Raiders Season
 High School: Lynchburg Christian Academy
 (Lynchburg, Va.)



Selected by Jacksonville Jaguars as first of two choices in seventh round (250th overall) of 2009 NFL Draft, April 26, 2009...Placed on injured reserve (knee), Sept. 3, 2011...Placed on injured reserve, Dec. 24, 2012...Signed by Oakland Raiders as unrestricted free agent, April 11, 2013.

CAREER: Kicking off his fifth NFL season, came to the Raiders as an unrestricted free agent, and will battle for a reserve role in the Oakland backfield...A reserve back until 2012, his final season with the Jaguars, when he started six games as a replacement for an injured Maurice Jones-Drew...Sat out the 2011 campaign on injured reserve, after sustaining a knee injury during the preseason...Prior to the injury, however, over his first two seasons (2009-10), averaged 5.4 yards per carry (123 attempts, 661 yards), with five touchdowns...Raiders fans remember him for his performance against Oakland late in 2010, when he scampered for a 74-yard touchdown as part of a five-carry, 109-yard day...Also has limited NFL experience as a kickoff-returner...Launched his NFL career when Jacksonville selected him with the 250th overall choice, in the seventh round of the '09 draft.

2012: Played in 10 games with six starts at RB...Had 283 yards on 101 carries (2.8 avg.), with two TDs, and caught 19 passes for 130 yards (6.8 avg.)...Also returned 10 kickoffs for 241 yards (24.1 avg.)...Missed two early games (Sept. 16-23) with a knee injury, then sustained a Week 12 concussion in that sidelined him for the final four contests...(9/9) at Min.: In his first game since Jan. 2, 2011, made his fourth career start with Maurice Jones-Drew having rejoined the team a week prior; however, injured his knee in the season-opener and missed the ensuing two games...(10/21) at Oak.: Replaced an injured Jones-Drew (foot) early in the contest and helped the Jaguars build a 14-3 advantage with a 5-yard TD run in the second quarter; also matched a career best with seven receptions, including his longest career reception, 26 yards on a fourth-quarter grab...(10/28) at GB: Returned to the lineup and posted 115 yards from scrimmage and 59 rushing yards, both season highs; opened a drive late in the first quarter with a 21-yard burst, then caught a 24-yard pass to set up a second-quarter FG...(11/25) vs. Ten.: Gave the Jaguars an early lead they would not relinquish in a 24-19 win, scoring on a 1-yard run...(12/2) at Buf.: Left contest in second quarter with concussion and did not return...Inactive for Weeks 14-16 games before team placed him on injured reserve, Dec. 24.

2011: Sustained a knee injury in the Jaguars' third preseason game, against Buffalo, ending his season...Placed on injured reserve, Sept. 3.

2010: Enjoyed the top campaign of his career, playing in 13 games with three starts for Jacksonville...Established single-season professional bests with 459 rushing yards, 5.5 yards per carry (84 attempts), four rushing TDs, 26 receptions and 223 receiving yards (8.6 avg.)...Helped Jaguars finish third among NFL rushing offenses (149.7 yards per game)...Posted his first two 100-yard rushing games, each in the final portion of the season...Rushed for touchdowns in three straight games, Weeks 12-14...(9/19) at SD: In his first NFL start, averaged 4.2 yards per carry (9-38) and blocked a Mike Scifres punt, the Jags' first blocked punt since 2006, to set up a Jacksonville score...(10/10) at Buf.: Inactive with a shoulder injury...(10/17) vs. Ten.: Returned to action, but played sparingly and missed the next two contests...(11/28) at NYG: Averaged 7.6 yards on seven carries (53 yards), including a 5-yard TD run in the first quarter to give the Jags a

AT A GLANCE

- Enters his fifth NFL season with a new team, after serving primarily as Maurice Jones-Drew's Jacksonville backup over his first four campaigns.
- Has battled injuries over the previous two years, including a knee injury that ended his 2011 season.
- Recorded his first career 100-yard rushing game in 2010, vs. the Raiders.
- In 2005, before transferring to Liberty to be closer to his ailing father, became just the fourth true freshman to start at Pitt, joining a quartet that includes Tony Dorsett (1973).
- A consensus first-team All-American as a senior at Liberty, earned consecutive Big South Offensive Player of the Year honors.
- Was heavily involved in the Jaguars' community outreach efforts.
- Can write with both hands, something he taught himself at Liberty; also taught himself to play the guitar and perform magic tricks.
- Followed a family path paved by two older brothers, Butch and Bryan, who played briefly in the NFL.

7-3 lead...(12/5) at Ten.: Scored on an 11-yard carry in the first quarter, en route to 10 carries for 44 yards...(12/12) vs. Oak.: Sparked Jacksonville on its comeback from a 24-14 second-half deficit with a weaving 74-yard TD run in the third quarter; posted his first 100-yard rushing effort (5-109, 21.8 avg.), helping Jags to 38-31 win...Became only the sixth NFL player in 50 years to averaged at least 20.0 yards per carry with at least five attempts...(12/18) at Ind.: Replaced an injured Jones-Drew in the starting lineup and led the team with a career-best seven receptions, for 64 yards...(12/11) at Hou.: Started the season-finale and ran for 108 yards on a career-most 22 carries (4.9 avg.), with one TD, a 3-yard plunge in the second quarter.

2009: Played 15 games as a rookie reserve, with at least one carry in every contest...Totaled 202 yards on 39 carries (5.2 avg.), with one TD...Also caught 16 passes for 101 yards (6.3 avg.) and returned three kickoffs for 56 yards (18.7 avg.)...(9/13) at Ind.: Dressed for the season-opener but did not play...(9/20) vs. Ari.: Made his NFL debut, registering all three of his 2009 kickoff returns...(10/4) vs. Ten.: Saw his first extensive playing time, leading the team with nine carries and 53 yards in the win...(11/8) vs. KC: In an eventual 24-21 win, gave Jacksonville an early 7-3 lead, breaking free for a 28-yard TD run, the first of his career.

COLLEGE: Played his final three seasons and 31 games at Liberty, after transferring from Pittsburgh, and finished with a combined 4,044 rushing yards and 43 TDs, along with 48 catches for 557 yards, in 39 contests...In 2005 at Pitt, became only the fourth true freshman running back ever to start a game, joining Tony Dorsett (1973), Brandon Williams (1998) and Raymond Kirkley (2001)...In January following his freshman year, transferred to Liberty in Lynchburg, Va., a short drive from his hometown, where his father was sick...Established the Big South's career rushing record with 3,633 yards, averaging 5.7 yards and 633 carries, with 42 touchdowns...



JENNINGS continued...

Had at least three rushing TDs in four games and 22 100-yard efforts, two more conference standards...Graduated with 4,155 all-purpose yards at Liberty...As a senior, topped 100 yards on 10 occasions en route to consensus first-team All-America and Big South Offensive Player of the Year honors; finished with 263 carries for 1,500 yards and broke his own record with 17 TDs...Also paced the conference as a junior with 1,113 rushing yards, and set a conference mark with 15 rushing TDs...Started nine games as a sophomore in his initial Liberty season, garnering first-team all-conference honors...Deferred his enrollment at Pitt to January of 2005, then played in eight games as a true freshman, with 411 yards on 86 yards and one TD...Coached by the Jaguars' staff at the 2009 Senior Bowl prior to his selection in the draft...Majored in general studies at Liberty.

Virginia Tech and initially signed with San Diego in 1997 before time in the Patriots and Titans organizations...Graduated from Lynchburg (Va.) Christian Academy, where he played two years after transferring from Jefferson Forest, where he lettered two years...A two-time All-Virginia Division II selection, played RB and LB...In two years at LCA, combined for 3,287 yards and 56 TDs, including senior-year totals of 1,978 rushing yards and 28 TDs...Also lettered two years in basketball...Was heavily involved in all aspects of the Jaguars' outreach, including Shop with a Jock, NFL Play 60, Hometown Huddle and Readers Party...Also was a guest on Straight Talk television, which seeks to reduce teen pregnancy and HIV/AIDS...Addressed more than 30 youth pastors on two occasions about his childhood and life experiences, and served as a guest of the Boy Scouts.

PERSONAL: Influenced growing up by his two brothers, Butch and Bryan, 13 and 10 years older than him, respectively...Butch played fullback for both Liberty and Virginia Military Institute, and signed as a non-drafted free agent with the New York Giants in 1995...Bryan played tight end at

RASHAD JENNINGS' NFL STATISTICS

Year	Team	RUSHING							RECEIVING				
		GP	GS	Att	Yds	Avg	Lg	TD	No	Yds	Avg	Lg	TD
2009	Jacksonville	15	0	39	202	5.2	28	1	16	101	6.3	14	0
2010	Jacksonville	13	3	84	459	5.5	74	4	26	223	8.6	25	0
2011	Jacksonville	Injured reserve -- knee											
2012	Jacksonville	10	6	101	283	2.8	21	2	19	130	6.8	26	0
NFL totals (four years)		38	9	224	944	4.2	74	7	61	454	7.4	26	0

Year	Team	KICKOFF RETURNS				
		No	Yds	Avg	Lg	TD
2009	Jacksonville	3	56	18.7	24	0
2012	Jacksonville	10	241	24.1	29	0
NFL totals		13	297	22.8	29	0

ADDITIONAL STATISTICS: Caught two-point conversion vs. Det., 11/4/12, with Jaguars. Fumbles-lost: 3-1 in 2012; NFL totals: 3-1. Miscellaneous tackles: 1 in 2012.

SINGLE-GAME HIGHS & CAREER MILESTONES: **RUSHING:** Attempts -- 22, at Hou., 1/2/11, with Jaguars. Yards -- 109, vs. Oak., 12/12/10, with Jaguars. Long --- 74t, vs. Oak., 12/12/10, with Jaguars. Touchdowns -- 1, seven times; last: vs. Ten., 11/25/12, with Jaguars. **RECEIVING:** Receptions -- 7, twice; last: at Oak., 10/21/12, with Jaguars. Yards -- 64, at Ind., 12/19/10, with Jaguars. Long -- 26, at Oak., 10/21/12, with Jaguars. Touchdowns -- (none). **KICKOFF RETURNS:** Returns -- 6, at Hou., 11/18/12, with Jaguars. Yards -- 149, at Hou., 11/18/12, with Jaguars. Long -- 29 at Hou., 11/18/12, with Jaguars. NFL debut: vs. Ari., 9/20/09, with Jaguars. First NFL start: at SD, 9/19/10, with Jaguars.

RASHAD JENNINGS GAME-BY-GAME

2009, JACKSONVILLE		RUSHING							RECEIVING					Total Offense
Date	Opp	GP	GS	Att	Yds	Avg	Lg	TD	No	Yds	Avg	Lg	TD	
09/13	at Ind-L	(inactive)												
09/20	Ari-L	1	0	2	1	0.5	2	0	0	0	-	-	0	1
09/27	at Hou-W	1	0	1	1	1.0	1	0	1	8	8.0	8	0	9
10/04	Ten-W	1	0	9	53	5.9	14	0	0	0	-	-	0	53
10/11	at Sea-L	1	0	2	3	1.5	4	0	0	0	-	-	0	3
10/18	StL-W	1	0	1	2	2.0	2	0	1	-3	-3.0	-3	0	-1
11/01	at Ten-L	1	0	3	8	2.7	5	0	1	1	1.0	1	0	9
11/08	KC-W	1	0	2	29	14.5	28t	1	1	9	9.0	9	0	38
11/15	at NYJ-W	1	0	2	5	2.5	3	0	0	0	-	-	0	5
11/22	Buf-W	1	0	2	8	4.0	6	0	0	0	-	-	0	8
11/29	at SF-L	1	0	2	11	5.5	8	0	2	25	12.5	13	0	36
12/06	Hou-W	1	0	2	14	7.0	11	0	1	8	8.0	8	0	22
12/13	Mia-L	1	0	1	10	10.0	10	0	2	-2	-1.0	2	0	8
12/17	Ind-L	1	0	5	23	4.6	9	0	1	5	5.0	5	0	28
12/27	at NE-L	1	0	2	25	12.5	22	0	3	19	6.3	13	0	44
01/03	at Cle-L	1	0	3	9	3.0	4	0	3	31	10.3	14	0	40
09 TOTALS		15	0	39	202	5.2	28t	1	16	101	6.3	14	0	303

2010, JACKSONVILLE

Date	Opp	RUSHING								RECEIVING					Total
		GP	GS	Att	Yds	Avg	Lg	TD	No	Yds	Avg	Lg	TD	Offense	
09/12	Den-W	1	0	4	26	6.5	15	0	1	4	4.0	4	0	30	
09/19	at SD-L	1	1	9	38	4.2	10	0	4	50	12.5	25	0	88	
09/26	Phi-L	1	0	3	19	6.3	13	0	1	14	14.0	14	0	33	
10/03	Ind-W	1	0	3	6	2.0	4	0	2	9	4.5	6	0	15	
10/10	at Buf-W	(inactive --shoulder)													
10/18	Ten-L	1	0	0	0	-	-	0	0	0	-	-	0	0	
10/24	at KC-L	(inactive)													
10/31	at Dal-W	(inactive)													
11/14	Hou-W	1	0	1	8	8.0	8	0	0	0	-	-	0	8	
11/21	Cle-W	1	0	2	3	1.5	3	0	1	9	9.0	9	0	12	
11/28	at NYG-L	1	0	7	53	7.6	19	1	0	0	-	-	0	53	
12/05	at Ten-W	1	0	10	44	4.4	11t	1	2	10	5.0	5	0	54	
12/12	Oak-W	1	0	5	109	21.8	74t	1	0	0	-	-	0	109	
12/19	at Ind-L	1	0	3	13	4.3	6	0	7	64	9.1	25	0	77	
12/26	Was-L	1	1	15	32	2.1	8	0	4	29	7.3	14	0	61	
01/02	at Hou-L	1	1	22	108	4.9	16	1	4	34	8.5	16	0	142	
10 TOTALS		13	3	84	459	5.5	74t	4	26	223	8.6	25	0	682	

2012, JACKSONVILLE

Date	Opp	RUSHING								RECEIVING					Total
		GP	GS	Att	Yds	Avg	Lg	TD	No	Yds	Avg	Lg	TD	Offense	
09/09	at Min-L	1	1	8	31	3.9	10	0	1	9	9.0	9	0	40	
09/16	Hou-L	(inactive --knee)													
09/23	at Ind-W	(inactive --knee)													
09/30	Cin-L	1	0	2	12	6.0	8	0	1	-2	-2.0	-2	0	10	
10/07	Chi-L	1	0	3	3	1.0	4	0	0	0	-	-	0	3	
10/21	at Oak-L	1	0	21	44	2.1	8	1	7	58	8.3	26	0	102	
10/28	at GB-L	1	1	17	59	3.5	21	0	6	56	9.3	24	0	115	
11/04	Det-L	1	1	12	45	3.8	8	0	3	7	2.3	4	0	52	
11/08	Ind-L	1	1	11	27	2.5	4	0	0	0	-	-	0	27	
11/18	at Hou-L	1	1	3	-1	-0.3	5	0	0	0	-	-	0	-1	
11/25	Ten-W	1	0	16	43	2.7	9	1	1	2	2.0	2	0	45	
12/02	at Buf-L	1	1	8	20	2.5	12	0	0	0	-	-	0	20	
12/09	NYJ-L	(inactive -- concussion)													
12/16	at Mia-L	(inactive -- concussion)													
12/23	NE-L	(inactive -- concussion)													
12/30	at Ten-L	(injured reserve -- concussion)													
12 TOTALS	10	6	101	283	2.8	21	2		19	130	6.8	26	0	413	



22

Taiwan JONES

CORNERBACK | EASTERN WASHINGTON

HT: 6-0

WT: 197


Born: 7/26/88

Acquired: D4b-11

Third NFL season

Third Raiders Season

High School: Deer Valley (Antioch, Calif.)



Selected after junior season by Oakland Raiders as second of two fourth-round selections (125th overall) in 2011 NFL Draft, April 30, 2011...Signed first contract, July 31, 2011.

CAREER: Enters his third pro season, his first campaign as an NFL cornerback...Moved across the line of scrimmage in the offseason, switching from running back...Played running back in each of his first two NFL campaigns with the Silver and Black...Recruited to Eastern Washington as a corner, returns to the position for the first time since his redshirt-freshman season in college (switched to running back as a 2009 sophomore; declared for NFL following junior season)...Has used his speed and quickness to develop into one of the league's better gunners and kickoff cover men...Including a team-leading 12 in 2012, has 19 special-teams stops in 24 NFL games; his 0.79 special-teams tackles per game ranks among the best in the NFL over the last two seasons (2011-12)...In two years as a running back, had 94 yards on 22 carries (4.3 avg.), with no touchdowns, and four receptions for 36 yards (9.0 avg.)...Also has returned 10 kickoffs for 187 yards (18.7 avg.) in two seasons.

2012: Played in 14 games, primarily as an ace on the Raiders' coverage units...In 18 offensive snaps, had six carries for 21 yards (3.5 avg.), and caught two passes for 11 yards (5.5 avg.)...Returned two kickoffs for 22 yards (11.0 avg.), and led the team with 12 special-teams tackles (seven on punt coverage, five on kickoffs)...Pulled a hamstring during an Aug. 5 training-camp practice and sat out the next two weeks, including preseason contests vs. Dallas (8/13) and at Arizona (8/17), before returning to action Aug. 19... (9/10) vs. SD: Returned the season-opening kickoff, but during game bruised his ribs and missed much of practice the ensuing week... (9/16) at Mia.: Made a nice, open-field tackle on a second-quarter punt, but aggravated rib injury... (9/30) at Den.: Made two impressive tackles as a gunner in coverage, on consecutive punts the first half, holding Jim Leonhard for -1 and 0 yards, respectively...Inactive after aggravating knee injury at practice Oct. 17 for ensuing games vs. Jacksonville (10/21) and at Kansas City (10/28)... (11/4) vs. TB: Caught a 4-yard pass from Shane Lechler on a fake-punt attempt; earlier, drew an illegal-block penalty while covering a first-quarter punt... (11/11) at Bal.: Caught a pass and carried twice in an injury-depleted backfield... (11/18) vs. NO: Left early in the second quarter with an ankle injury, but returned in the second half... (11/25) at Cin.: Slowed by an ankle injury sustained during practice, played only on special teams, but made a pair of nice tackles on punt coverage, including a first-quarter stop in which he threw Pacman Jones for 6-yard loss... (12/6) vs. Den.: Used great effort to draw a holding call on punt coverage... (12/16) vs. KC: On a nice effort, corralled Javier Arenas on a first-quarter punt return.

2011: Played in 10 games as a rookie...Totaled 16 carries for 73 yards...Added two receptions for 25 yards...Returned eight kickoffs for 165 yards...Posted seven special-teams tackles...Inactive due to hamstring injury for final six games of the season... (9/12) at Den.: Made NFL debut, on special teams... (9/18) at Buf.: Had first career carry, for 4 yards, the second snap of a 14-play, 71-yard touchdown drive... (9/25) vs. NYJ: Had an 8-yard rush... Made first career reception, on a pass from Jason Campbell for minus-5 yards... (10/23) vs. KC: Rushed for a season-long 14 yards on a first-quarter carry...Registered a 30-yard reception on a pass from Carson Palmer in the fourth quarter... (11/10) at SD: Had three rushing attempts for 19 yards on a second-quarter FG drive... (11/20) at Min.: Had two carries for 3 yards.

AT A GLANCE

- Moves from running back to cornerback prior to his third NFL season.
- Was recruited to Eastern Washington as a CB and projected to that position before the 2011 draft by many NFL teams.
- Developing into one of the NFL's better special-teams aces. Ranks among league leaders with 0.79 special-teams stops per game from 2011-12.
- In college, garnered Big Sky 2010 Offensive Player of the Year on a team that captured the FCS national championship.
- Earned Player of the Year honors as a senior at Deer Valley High School in Antioch, Calif., 45 miles from O.co Coliseum.
- One of the team's most community-involved players.

COLLEGE: Played in 31 career games at running back and cornerback at Eastern Washington...Led Eagles to a 13-2 record and the 2010 NCAA FCS national championship as a junior, his final college campaign...Named the Big Sky Conference Offensive Player of the Year in 2010...Finished his career ranked fourth in school history with 2,995 rushing yards on 383 carries and 29 touchdowns...Also caught 64 passes for 903 yards and seven touchdowns...Returned 50 kickoffs for 1,134 yards (22.8 avg.) and one touchdown...Added 29 yards on six punt returns...Had 5,021 all-purpose yards to rank second in Eagles history...Set the school record with an average of 161.9 all-purpose yards per game, and scored 37 career touchdowns, the third-highest total in program history...Averaged 123.1 rushing yards per game to rank second in school annals...Recorded 56 tackles (35 solo) on defense with four passes defended and two blocked kicks...A consensus All-America selection, named the Phil Steele NCAA FCS Offensive Player of the Year as a junior...Led the conference and ranked second in the nation with 145.1 rushing yards per game and 201.7 all-purpose yards per contest...Rushed for 1,742 yards on 221 carries to rank third on the school's single-season list...Also recorded 24 receptions for 342 yards and three touchdowns...Totaled 2,241 all-purpose yards...Had a string of seven straight 100-yard rushing games to close out his career...As a sophomore (2009), earned third-team All-America honors from the NFL Draft Report, Associated Press and the Sports Network...Also named first-team All-Big Sky Conference...Saw action in 12 games with 10 starts...Totaled 1,213 rushing yards on 162 carries with 15 touchdowns...Also ranked third on the team with 40 receptions for 561 yards and three touchdowns...Returned 28 kickoffs for 571 yards (20.4 avg.)...Led the Big Sky and ranked second in the nation with an average of 195.4 all-purpose yards per game...Rushed for at least 100 yards in seven contests...Played in seven games with four starts at cornerback as a redshirt freshman (2008)...Recorded 54 tackles (33 solo) with a pair of stops for losses...Also recorded four passes defended and blocked two kicks...Returned seven kickoffs for 254 yards including a 93-yard touchdown against Northern Colorado...Interdisciplinary liberal arts major.

PERSONAL: Attended Deer Valley High School in Antioch, Calif., 45 miles from the O.co Coliseum...Named the Contra Costa Times Player of the Year



VETERANS

JONES continued...

and also earned first-team all-metro honors from the San Francisco Chronicle...Selected MVP of the Bay Valley Athletic League...As a senior, started at both tailback and cornerback...Set the school's single-season record with 19 touchdowns...Rushed for 1,466 yards (9.3 avg.) and 13 touchdowns...Also scored three receiving touchdowns and two touchdowns on punt returns...Three of his six catches went for touchdowns...On defense, had 37 tackles with a sack and three interceptions...Returned one interception for a score...Led team to a 10-0 regular-season record and program's first league title...Also lettered in track at DVHS, helping team to CIF finals, setting records in

the 100 meters and 4x4 relay...In April 2012, made appearance at the Oakland Boys and Girls Club...Volunteered at the High School Player Development event in Oakley in May 2012...Has made multiple appearances at the Oakland Children's Hospital...In Fall 2012, spoke at an East Oakland Youth Football event and helped the Alameda County Community Food Bank.

TAIWAN JONES' NFL STATISTICS

Year	Team	RECEIVING							RUSHING				
		GP	GS	No	Yds	Avg	Lg	TD	Att	Yds	Avg	Lg	TD
2011	Oakland	10	0	16	73	4.6	14	0	2	25	12.5	30	0
2012	Oakland	14	0	6	21	3.5	7	0	2	11	5.5	7	0
NFL totals (two years)		24	0	22	94	4.3	14	0	4	36	9.0	30	0

KICKOFF RETURNS						
Year	Team	No	Yds	Avg	Lg	TD
2012	Oakland	2	22	11.0	16	0

ADDITIONAL STATISTICS: Special-teams tackles -- 6 in 2011, 12 in 2012; NFL totals: 18. Special-teams fumble recoveries -- 2 in 2011. Miscellaneous fumble recoveries: 2 in 2012. Fumbles-lost: 1-0 in 2012.


SINGLE-GAME HIGHS & CAREER MILESTONES: RUSHING: Attempts -- 7, at SD, 11/10/11. Yards -- 39, at SD, 11/10/11. Long -- 14, vs. KC, 10/23/11. RECEIVING: Receptions -- 1, four times; last: vs. Bal., 11/11/12. Yards -- 30, vs. KC, 10/23/11. Long -- 30, vs. KC, 10/23/11. NFL debut: at Den., 9/12/11.

TAIWAN JONES GAME-BY-GAME

2011, OAKLAND		RUSHING							RECEIVING					Total
Date	Opp	GP	GS	Att	Yds	Avg	Lg	TD	No	Yds	Avg	Lg	TD	Offense
09/12	at Den-W	1	0	0	0	-	-	-	0	0	-	-	0	0
09/18	at Buf-L	1	0	1	4	4.0	4	0	0	0	-	-	0	4
09/25	NYJ-W	1	0	1	8	8.0	8	0	1	-5	-5.0	-5	0	3
10/02	NE-L	1	0	0	0	-	-	-	0	0	-	-	0	0
10/09	at Hou-W	1	0	0	0	-	-	-	0	0	-	-	0	0
10/16	Cle-W	1	0	0	0	-	-	-	0	0	-	-	0	0
10/23	KC-L	1	0	3	18	6.0	14	0	1	30	30.0	30	0	48
11/06	Den-L	1	0	2	1	0.5	2	0	0	0	-	-	0	1
11/10	at SD-W	1	0	7	39	5.6	12	0	0	0	-	-	0	39
11/20	at Min-W	1	0	2	3	1.5	2	0	0	0	-	-	0	3
11/27	Chi-W				(inactive -- hamstring)									
12/04	at Mia				(inactive -- hamstring)									
12/11	at GB-L				(inactive -- hamstring)									
12/18	Det-L				(inactive -- hamstring)									
12/24	at KC-W				(inactive -- hamstring)									
01/01	SD-L				(inactive -- hamstring)									
11 TOTALS		10	0	16	73	4.6	14	0	2	25	12.5	30	0	98

2012, OAKLAND		RUSHING							RECEIVING					Total
Date	Opp	GP	GS	Att	Yds	Avg	Lg	TD	No	Yds	Avg	Lg	TD	Offense
09/10	SD-L	1	0	0	0	-	-	0	0	0	-	-	0	0
09/16	at Mia-L	1	0	0	0	-	-	0	0	0	-	-	0	0
09/23	Pit-W	1	0	0	0	-	-	0	0	0	-	-	0	0
09/30	at Den-L	1	0	0	0	-	-	0	0	0	-	-	0	0
10/14	at Atl-L	1	0	0	0	-	-	0	0	0	-	-	0	0
10/21	Jac-W				(inactive -- knee)									
10/28	at KC-W				(inactive -- knee)									
11/04	TB-L	1	0	1	2	2.0	2	0	1	4	4.0	4	0	6
11/11	at Bal-L	1	0	2	6	3.0	3	0	1	7	7.0	7	0	13
11/18	NO-L	1	0	3	13	4.3	7	0	0	0	-	-	0	13
11/25	at Cin-L	1	0	0	0	-	-	0	0	0	-	-	0	0
12/02	Cle-L	1	0	0	0	-	-	0	0	0	-	-	0	0
12/06	Den-L	1	0	0	0	-	-	0	0	0	-	-	0	0
12/16	KC-W	1	0	0	0	-	-	0	0	0	-	-	0	0
12/23	at Car-L	1	0	0	0	-	-	0	0	0	-	-	0	0
12/30	at SD-L	1	0	0	0	-	-	0	0	0	-	-	0	0
12 TOTALS		14	0	6	21	3.5	7	0	2	11	5.5	7	0	32





Marquette KING

7

PUNTER | FORT VALLEY STATE

HT. 6-0

WT. 192

Born: 10/26/88

Acquired: FA-'12

Second NFL season

Second Raiders Season

High School: Rutland (Macon, Ga.)

Signed by Oakland Raiders as non-drafted free agent, May 4, 2012...Placed on injured reserve, Aug. 31, 2012.


2012: Spent the entire 2012 regular season on injured reserve due to a foot injury suffered late in preseason...Saw considerable action early in preseason while Pro Bowl punter Shane Lechler recovered from off-season knee surgery...Averaged 43.5 yards on eight punts with 32.8 net average per attempt in two preseason contests and placed two punts inside-the-20...Boomed long punt of 71 yards at Arizona (8/17) and had a 61-yarder versus Dallas (8/13).

COLLEGE: Played four years at Fort Valley State and earned All-First Team Southern Intercollegiate Athletic Conference honors as a senior...Invited to the National College Elite Kicking Camp...Ranked as No. 5 punter in Division II after senior year...As a senior, punted 60 times for 2,582 yards (43.0 avg.)...Booted an 80-yard punt at the HBCU All-Star Bowl Game...Placed 21 punts inside the 20-yard line...Had nine touchbacks...Ranked 13th in the nation in net punting yardage...Had 16 punts travel 50 or more yards...As a junior, punted 54 times for 2,144 yards (39.7 avg.)...Had a season-long 64-yard punt...Placed 17 punts inside the opponent 20-yard line...Ranked as the No. 4 punter in Division II...Averaged 39 yards per punt as a sophomore...Finished freshman season with a 41-yard punting average.

AT A GLANCE

- Missed the entire 2012 campaign due to a foot injury suffered in the preseason.
- In 2012 preseason, boomed 71-yard punt at Arizona (8/17) and boomed a 60-yarder versus Dallas (8/13).
- Entered the NFL with Oakland as a college free agent on May 4, 2012.
- Named team Most Valuable Player following senior season at Fort Valley State.
- Booted an 80-yard punt at the HBCU All-Star Bowl Game and recorded 16 punts of 50 yards or longer as a senior.

PERSONAL: Born in Macon, Ga., and attended Rutland High School in his hometown...Began playing football as a wide receiver his sophomore year of high school...Did not punt until junior year of high school.



Chris KLUWE

5

PUNTER | UCLA

HT: 6-4

WT: 210

Born: 12/24/81

Acquired: FA-'13

Ninth NFL season

First Raiders Season

High School: Los Alamitos (Los Alamitos, Calif.)

Signed by Seattle Seahawks as non-drafted free agent, April 29, 2005...Waived by Seahawks, Sept. 3, 2005...Claimed off waivers by Minnesota Vikings, Sept. 4, 2005...Signed by Vikings as exclusive-rights free agent, May 16, 2007...Signed new contract with Vikings, Oct. 26, 2007...Terminated by Vikings, May 6, 2013...Signed by Oakland Raiders as free agent, May 17, 2013.

CAREER: Signed by Oakland as a free agent in May, adds a veteran element to the team's first punting competition since the 1990s...A ninth-year player, left Minnesota as the best punter in franchise history, holding average career records in gross (44.4) and net (37.2), and punts inside the 20 (198)...In fact, since he entered the league with Seattle as a non-drafted free agent in 2005, only four other players have pinned more punts inside the 20...Also owns arguably the best hands and quickest release in the NFL, considering that no active player has had fewer blocks per season than Kluwe (.125)...His lone blocked punt, in 2008, happened after he dropped the snap...Having played a quiet role in helping Minnesota to three playoff berths (2008-09, 2012), actually owns better gross and net averages over his five postseason games than his regular-season register...Over the last two seasons, punting as consistently well as at any point in his career, ranks third in the NFL with one touchback every 29.8 punts (five touchbacks, 149 punts), trailing only Brad Maynard (81.0) and Sav Rocca (33.5)...Has several years of important experience as a holder for field goals and PATs, including a supportive role in the rookie season enjoyed by All-Pro Blair Walsh...Arrives in Oakland coming off his best season from a net-average standpoint, having posted a career-high 39.7 mark in 2012...Voted Vikings special teams MVP in 2010...In 2008, established Minnesota's single-season records with a 47.6-yard gross average and 33 punts of 50-or-more yards...Also that season, earned recognition on USA Today's All-Joe Team, a collection of the hardest-working players without a Pro Bowl appearance...Claimed off waivers by astute Vikings personnel staff before the 2005 season, when Seattle tried to sneak him through to its practice squad...Provided important stability for Minnesota, which had used six punters over the previous four years in transitioning from Mitch Berger...Enters 2013 having played in 116 consecutive games, including playoffs, since missing his only NFL contest due to a 2005 rookie knee injury.

2012: Played in 16 games on a playoff team, averaging 45.0 gross yards, and establishing a career best with a 39.7-yard net average...Of his 72 punts, 30 covered at least 50 yards (41.7 percent)...Had at least one punt of 50-plus yards in all 16 games...Ranked second in the NFL with 36.0 punts per touchback (two touchbacks on 72 punts), trailing Detroit's Nick Harris (67.0, one in 67)...Helped rookie kicker Blair Walsh earn first-team All-Pro and Pro Bowl honors, holding for all placements, including an NFL single-season record 10 field goals of 50-plus yards...Played significant role in helping Vikings control field position down the stretch and clinch final NFC playoff spot; over final four games – all wins – averaged 46.2 gross yards and 38.9 net yards, with no touchbacks and five inside the 20...(12/23) at Hou.: Held on Walsh's 56-yard field goal, tying a franchise long...(1/5/13) at GB: Served as a bright spot in difficult conditions during Vikings' Wild Card playoff loss, turning in his best career effort in four postseason games...Averaged 49.6 yards on five punts, including a 56-yarder, with no touchbacks and one inside the 20; also surrendered just 17 yards on four returns, a 46.2 net average.

2011: Averaged 45.0 gross yards – the second-best mark of his career – on 77 punts, with only three touchbacks, at the time a career low...Averaged one touchback every 25.7 punts... Also had 22 punts inside the 20 and on 24 occasions booted a punt at least 50 yards...(12/4) vs. Den.: Posted a sea-

AT A GLANCE

- Last name is pronounced KLOO-ee.
- With one of the quickest releases in the NFL, leads active punters with 125 punts blocked per season (one block, eight years). His lone block, in 2008, was a snap he mishandled.
- Has pinned 198 punts inside the 20 since entering the league in 2005. Only four punters have more during that period.
- Over the last two seasons, punting as consistently well as at any point in his career, ranks third in the NFL with one touchback every 29.8 punts (five touchbacks, 149 punts). Ranked second in the league last season (36.0).
- Left Minnesota as the franchise's all-time leader in gross average (44.4), net average (37.2) and punts inside the 20 (198).
- Has served as a holder for two of the top seasons by a kicker in recent memory, Ryan Longwell in 2009 and Blair Walsh in 2012.
- Authored a book entitled Beautifully Unique Sparkle Ponies, published in June, 2013.

son-best 49.5-yard gross average, highlighted by a 51-yard punt early in game that pinned Broncos at their 1-yard line; on the next snap, Jared Allen tackled Willis McGahee in the end zone for a safety.

2010: Minnesota's special-teams MVP, compiled a 38.9 net average on 83 punts (43.0 gross)...Captured two of Greg Coleman's Vikings records, most career games with a punt of 50-plus yards and career punts inside the 20... Forced 32 opponent drives to start inside the 20, tied for fifth in the NFL...(1/17) vs. Ari.: Helped Vikings to a win with a career-best 46.0 net punting average, on four punts...(12/13) vs. NYG: At Detroit's Ford Field due to the Metrodome's roof, established his NFL high with 10 punts.

2009: Played a key field-position role on a team that nearly went to the Super Bowl, posting a 37.8-yard net and 43.9 gross average on 73 punts, with 24 inside the 20...Had a 40.4 net average in the postseason, punting nine times in two games...Held for Ryan Longwell on all placements during the kicker's career-best season...(10/5) vs. GB: Trapped Packers inside their 20 on four of five punts, holding them without a return yard in Monday night victory...(1/17/10) vs. Dal.: Hit a 61-yard punt to help Vikings advance in NFC Divisional playoff.

2008: Broke a 39-year-old single-season franchise record with a 47.6-yard gross average, ranking sixth in the NFL in '08, on 73 punts...Also established a Vikings standard with 35 punts of 50-plus yards, including six on two occasions...Recognized by USA Today with a spot on its All-Joe Team, honoring players without a Pro Bowl appearance whose work goes largely unnoticed... Held for placements during Ryan Longwell's best career season, including a team-record six field goals of 50-plus yards...(9/28) at Ten.: Set a single-game franchise record with six punts of at least 50 yards...(10/12) vs. Det.: Matched his own single-game record with another six punts of 50-plus yards.



KLUWE *continued...*

2007: Wrote his name in the team record book with 34 punts inside the 20 (third in NFL that year)...On 81 punts, his 44.7-yard gross averaged ranked eighth in the league...His 37.0 net average also ranked among the top five seasons in Vikings history...(9/9) vs. Atl.: In season-opener, landed all five punts inside the 20, setting a career high and matching a team record...(9/16) at Det.: Had four punts for 230 yards, a 57.5 gross average that marked the best of his career...(9/23) at KC: Hit his longest NFL punt, 70 yards...(10/14) at Chi.: Secured the placement for Ryan Longwell's 55-yard FG as time expired...(12/2) vs. Det.: Threw a 27-yard pass to Jeff Dugan to pick up a first down on a fake FG.

2006: Punted a team-record 93 times (ranked second in NFL), averaging 42.3 gross yards, with 28 inside the 20...(9/17) vs. Car.: Had three punts of 50-or-more yards, with three inside the 20...Also, on a fake FG, flipped the snap to K Ryan Longwell, who connected with Richard Owens on a 16-yard TD pass...(10/1) at Buf.: Landed all four punts inside the 20...(10/30) vs. NE: Booted three punts at least 50 yards on Monday Night Football, including a 61-yarder...(11/12) vs. GB: Notched four more punts of 50-plus, part of a season-best 41.9-yard net average...(12/10) at Det.: Punted three times of at least 50 yards...(12/17) vs. NYJ: Hit a 68-yarder.

2005: Grabbed off the waiver wire by the Vikings, after Seattle tried to sneak him onto its practice squad in favor of Luis Aguilar, grew into a remarkable rookie story...Ranked sixth in the NFL and second in the NFC with a 44.1-yard gross average...Led all rookies in gross average (44.1), punts (71) and punts of 50-plus yards (15)...Started his career in outstanding fashion and earned NFL Special Teams Player of the Month honors in September...(9/11) vs. TB: Stormed onto the scene in his NFL debut, with a season-high three punts of at least 50 yards, including a rookie-best 62-yarder, a 54.3 gross average and a 42.5 net average...(11/13) at NYG: Had a season-high eight punts in 24-21 road win...Initially placed the league as a rookie free agent, signing with Seattle after the draft.

COLLEGE: Spent his first three years at UCLA backing up first-team all-conference punter Nate Fiske, then excelled over his junior and senior campaigns (2003-04)...A finalist for the 2004 Ray Guy Award as the nation's top punter (named in honor of the former Raiders All-Pro and the player he most admired), pinned 25 punts inside the 20 that year and averaged 43.4 yards to rank sec-

ond in the conference and 14th in the country...As a junior, established single-season program records in both punts (80) and yards (3,908)...In a 2003 game against cross-town rival USC, completed a 17-yard pass on a fake punt...Named Special Teams Player of the Game in the 2003 Silicon Valley Bowl against Fresno State...Punted once as a redshirt freshman in 2001 but injured his knee in an off-field accident and missed practices over the season's final five games...Majored in political science and history as a third-generation UCLA student.

PERSONAL: Last name is pronounced KLOO-ee...He and his wife, Isabel, a former UCLA recruiting assistant, were married their senior year...They have two daughters, Remy and Olivia...Born in Philadelphia, Pa., but grew up in Orange County, Calif. ...A first-team USA Today All-American at Los Alamitos (Calif.) High School, was recognized as his region's best punter after his senior campaign, when he averaged 46.6 yards, including 10 of at least 60 yards, and placed six inside the 10...Also earned all-Orange County honors as a kicker, connecting on 16 of 22 FG attempts...As a 1999 senior in the quarterfinals of the CIF playoffs, nailed a county and CIF playoff record 60-yard field goal with four seconds left, forcing overtime in an eventual 30-23 win...Won a punting competition at the 1999 National Kicking Invitational with a 63-yard punt that hung for 4.98 seconds...Also pitched one season on his baseball team...Has raised money for several charities by hosting video-game tournaments...Has recently ventured into improv stand-up comedy...Budding musical career, which began with the video game Guitar Hero, has evolved into his role as a bass player for a Twin Cities band, Tripping Icarus...The group released a full-length debut album in 2010...Fashioned his Twitter handle, @chriswarcraft, in honor of his affinity for the online role-playing game World of Warcraft...Recognizing his support of online gaming, creators of a new game, Magic: The Gathering, developed a card in the likeness of his World of Warcraft character, Loate the troll...Has written game reviews for gaming publications, as well as a column for the St. Paul Pioneer Press...Owns a store in Costa Mesa, Calif., called Mercenary Market, which sells products related to fantasy games.

CHRIS KLUWE'S NFL STATISTICS

Year	Team	GP	No	Yds	Gross Avg	Opp Ret	Opp Yds	Net Avg	TB	FC	In 20	LG	Blk
2005	Minnesota	15	71	3,130	44.1	41	470	35.8	6	14	17	62	0
2006	Minnesota	16	93	3,934	42.3	50	485	35.6	7	21	28	68	0
2007	Minnesota	16	81	3,621	44.7	43	440	37.0	9	6	34	70	0
2008	Minnesota	16	73	3,473	47.6	42	624	35.0	13	8	23	62	1
2009	Minnesota	16	73	3,202	43.9	33	260	37.8	9	13	24	60	0
2010	Minnesota	16	83	3,569	43.0	32	241	38.9	5	22	32	59	0
2011	Minnesota	16	77	3,517	45.7	43	532	38.0	3	19	22	60	0
2012	Minnesota	16	72	3,237	45.0	41	341	39.7	2	12	18	59	0

NFL totals (eight years) 127 623 27,683 44.4 325 3,393 37.3 54 115 198 70 1

PLAYOFFS

2008	Minnesota	1	8	362	45.3	5	109	31.6	0	0	2	60	0
2009	Minnesota	2	9	384	42.7	2	0	40.4	1	4	3	61	0
2012	Minnesota	1	5	248	49.6	4	17	46.2	0	0	1	56	0

Postseason 4 22 0,994 45.2 11 126 38.5 1 4 6 61 0

ADDITIONAL STATISTICS: Completed 27-yard pass to Jeff Dugan on fake FG, vs. Det., 12/2/07, with Vikings. Officially credited with three rushing attempts, all with Vikings: at Jac., 11/23/08 (-7 yards); vs. Oak., 11/20/11 (-12 yards); and vs. Chi., 1/11/12 (0 yards); NFL totals: 3-(-19 yards), -6.3 avg. Kickoffs: 1 in 2005, 1 in 2006, 2 in 2007, 1 in 2008, 1 in 2011; NFL totals: 6 (no touchbacks). Special-teams tackles: 2 in 2005, 1 in 2007, 1 in 2010, 2 in 2011, 1 in 2012; NFL totals: 7. Miscellaneous fumble recoveries: 1 in 2006, 1 in 2008; NFL total: 2. Fumbles: 1 in 2008, 1 in 2011; NFL totals: 2.

SINGLE-GAME HIGHS & CAREER MILESTONES: PUNTING: Punts - 10, vs. NYG, 12/13/10, with Vikings. Yards - 458, vs. NYG, 12/13/10, with Vikings. Long - 70, at KC, 9/23/07, with Vikings. Gross average - 55.7, at Det., 9/16/07, with Vikings. Net average - 46.0, vs. Ari., 11/7/10, with Vikings. Inside 20 - 5, vs. Atl., 9/9/07, with Vikings. NFL debut: vs. TB, 9/11/05, with Vikings. Last game missed: vs. StL, 12/11/05, with Vikings (knee).



2005, MINNESOTA

Date	Opp	GP	No	Yds	Avg	Ret	Gross		TB	Net	In	LG	Blk
							Yds	Avg		FC	20		
09/11	TB-L	1	4	217	54.3	3	27	42.5	1	-	0	62	0
09/18 at	Cin-L	1	3	140	46.7	2	15	41.7	0	-	2	52	0
09/25	NO-W	1	5	242	48.4	3	9	42.6	1	-	2	59	0
10/02 at	Atl-L	1	5	230	46.0	3	14	43.2	0	-	1	51	0
10/16 at	Chi-L	1	6	265	44.2	3	63	33.7	0	-	0	55	0
10/23	GB-W	1	2	78	39.0	0	0	39.0	0	-	1	43	0
10/30 at	Car-L	1	5	243	48.6	3	24	39.8	1	-	0	56	0
11/06	Det-W	1	5	234	46.8	2	12	40.4	1	-	1	61	0
11/13 at	NYG-W	1	8	342	42.8	5	93	31.1	0	-	2	61	0
11/21 at	GB-W	1	5	193	38.6	4	21	34.4	0	-	2	42	0
11/27	Cle-W	1	6	264	44.0	4	26	36.3	1	-	0	49	0
12/04 at	Det-W	1	4	181	45.3	3	69	23.0	1	-	0	51	0
12/11	StL-W			(inactive -- knee)									
12/18	Pit-L	1	6	267	44.5	5	85	30.3	0	-	2	51	0
12/25 at	Bal-L	1	4	122	30.5	0	0	30.5	0	-	2	44	0
01/01	Chi-W	1	3	112	37.3	1	12	33.3	0	-	2	44	0
05 TOTALS		15	71	3130	44.1	41	470	38.0	6	14	17	62	0

2006, MINNESOTA

Date	Opp	GP	No	Yds	Avg	Ret	Gross		TB	Net	In	LG	Blk
							Yds	Avg		FC	20		
09/11 at	Was-W	1	5	190	38.0	3	28	28.4	1	-	0	44	0
09/17	Car-W	1	7	324	46.3	3	18	40.9	1	-	3	53	0
09/24	Chi-L	1	4	159	39.8	3	12	36.8	0	-	1	52	0
10/01 at	Buf-L	1	6	195	32.5	1	0	32.5	0	-	4	42	0
10/08	Det-W	1	3	141	47.0	2	41	33.3	0	-	1	50	0
10/22 at	Sea-W	1	5	204	40.8	1	3	40.2	0	-	3	52	0
10/30	NE-L	1	5	249	49.8	3	44	33.0	2	-	0	61	0
11/05 at	SF-L	1	5	198	39.6	1	2	39.2	0	-	2	43	0
11/12	GB-L	1	7	336	48.0	6	43	41.9	0	-	3	55	0
11/19 at	Mia-L	1	6	226	37.7	2	20	34.3	0	-	2	52	0
11/26	Ari-W	1	5	214	42.8	3	18	35.2	1	-	1	49	0
12/03 at	Chi-L	1	8	249	31.1	3	70	19.9	1	-	2	47	0
12/10 at	Det-W	1	4	213	53.3	4	51	40.5	0	-	2	58	0
1/17	NYJ-L	1	7	331	47.3	3	50	37.3	1	-	1	68	0
12/21 at	GB-L	1	10	434	43.4	9	60	37.4	0	-	1	53	0
12/31	StL-L	1	6	271	45.2	3	25	41.0	0	-	2	50	0
06 TOTALS		16	93	3934	42.3	50	485	38.0	7	21	28	68	0

2007, MINNESOTA

Date	Opp	GP	No	Yds	Avg	Ret	Gross		TB	Net	In	LG	Blk
							Yds	Avg		FC	20		
09/09	Atl-W	1	5	190	38.0	2	1	37.8	0	-	5	52	0
09/16 at	Det-L	1	4	230	57.5	3	39	42.8	1	-	1	61	0
09/23 at	KC-L	1	6	288	48.0	2	18	41.7	1	-	3	70	0
09/30	GB-L	1	5	181	36.2	4	35	29.2	0	-	3	46	0
10/14 at	Chi-W	1	9	381	42.3	4	108	25.9	2	-	3	54	0
10/21 at	Dal-L	1	7	322	46.0	3	19	43.3	0	-	3	59	0
10/28	Phi-L	1	6	288	48.0	3	39	38.2	1	-	1	58	0
11/4	SD-W	1	5	223	44.6	2	29	38.8	0	-	0	68	0
11/11 at	GB-L	1	5	264	52.8	4	39	41.0	1	-	3	57	0
11/18	Oak-W	1	4	144	36.0	1	10	33.5	0	-	2	47	0
11/25 at	NYG-W	1	5	203	40.6	2	12	34.2	1	-	1	48	0
12/02	Det-W	1	1	41	41.0	0	0	21.0	1	-	0	41	0
12/09 at	SF-W	1	6	251	41.8	5	40	35.2	0	-	2	53	0
12/17	Chi-W	1	6	278	46.3	4	29	41.5	0	-	4	60	0
12/23	Was-L	1	3	151	50.3	2	7	41.3	1	-	1	55	0
12/30 at	Den-L	1	4	186	46.5	2	15	42.8	0	-	2	51	0
07 TOTALS		16	81	3621	44.7	43	440	38.0	9	6	34	70	0



2008, MINNESOTA

Date	Opp	GP	No	Yds	Avg	Ret	Gross		TB	Net	In	LG	Blk
							Yds	Avg		FC	20		
09/08	at GB-L	1	5	217	43.4	3	78	27.8	0	-	2	50	0
09/14	Ind-L	1	6	260	43.3	2	30	35.0	1	-	2	56	0
09/21	Car-W	1	5	263	52.6	5	50	42.6	0	-	2	55	0
09/28	at Ten-L	1	6	324	54.0	4	55	41.5	1	-	0	57	0
10/06	at NO-W	1	7	303	43.3	5	176	15.3	1	-	3	52	0
10/12	Det-W	1	8	414	51.8	4	25	41.1	3	-	1	60	0
10/19	at Chi-L	1	0	0	-	0	0	0.0	0	-	0	-	1
11/02	Hou-W	1	6	264	44.0	2	-1	44.2	0	-	4	57	0
11/09	GB-W	1	5	234	46.8	2	75	31.8	0	-	4	59	0
11/16	at TB-L	1	2	90	45.0	0	0	35.0	1	-	0	51	0
11/23	at Jac-W	1	3	145	48.3	3	47	32.7	0	-	2	54	0
11/30	Chi-W	1	9	427	47.4	4	29	37.6	3	-	1	62	0
12/07	at Det-W	1	2	114	57.0	1	13	40.5	1	-	0	59	0
12/14	at Ari-W	1	4	184	46.0	3	32	33.0	1	-	0	55	0
12/21	Ati-L	1	1	44	44.0	1	4	40.0	0	-	0	44	0
12/28	NYG-W	1	4	190	47.5	3	11	39.8	1	-	2	55	0
08 TOTALS		16	73	3473	47.6	42	624	38.0	13	8	23	62	1
01/04	Phi-L1	1	8	362	45.3	5	109	31.6	0	0	2	60	0

1NFC Wild Card playoff

2009, MINNESOTA

Date	Opp	GP	No	Yds	Avg	Ret	Gross		TB	Net	In	LG	Blk
							Yds	Avg		FC	20		
09/13	at Cle-W	1	6	232	38.7	3	67	24.2	1	-	0	51	0
09/20	at Det-W	1	4	168	42.0	1	7	40.3	0	-	1	48	0
09/27	SF-W	1	6	276	46.0	3	19	39.5	1	-	2	60	0
10/05	GB-W	1	5	212	42.4	2	0	42.4	0	-	4	50	0
10/11	at StL-W	1	2	103	51.5	1	6	48.5	0	-	2	57	0
10/18	Bal-W	1	5	227	45.4	4	10	43.4	0	-	3	52	0
10/25	at Pit-L	1	6	250	41.7	2	16	39.0	0	-	1	54	0
11/01	at GB-W	1	3	137	45.7	1	8	36.3	1	-	2	59	0
11/15	Det-W	1	4	192	48.0	2	19	43.3	0	-	2	58	0
11/22	Sea-W	1	5	216	43.2	2	13	36.6	1	-	0	54	0
11/29	Chi-W	1	2	78	39.0	2	4	37.0	0	-	0	44	0
12/06	at Ari-L	1	6	315	52.5	2	71	34.0	2	-	2	56	0
12/13	Cin-W	1	3	134	44.7	2	6	42.7	0	-	1	51	0
12/20	at Car-L	1	8	373	46.6	3	8	38.1	3	-	1	57	0
12/28	at Chi-L	1	6	213	35.5	3	6	34.5	0	-	2	43	0
01/03	NYG-W	1	2	76	38.0	0	0	38.0	0	-	1	50	0
09 TOTALS		16	73	3202	43.9	33	260	38.0	9	13	24	60	0
01/17	Dal-W1	1	5	228	45.6	1	0	41.6	1	2	1	61	0
01/24	at NO-L2	1	4	156	39.0	1	0	39.0	0	2	2	44	0

1NFC Divisional playoff, 2NFC Championship

2010, MINNESOTA

Date	Opp	GP	No	Yds	Avg	Ret	Gross		TB	Net	In	LG	Blk
							Yds	Avg		FC	20		
09/09	at NO-L	1	7	310	44.3	3	7	43.3	0	-	2	49	0
09/19	Mia-L	1	2	88	44.0	0	0	34.0	1	-	0	50	0
09/26	Det-W	1	5	216	43.2	1	0	43.2	0	-	4	49	0
10/11	at NYJ-L	1	7	297	42.4	3	14	40.4	0	-	1	59	0
10/17	Dal-W	1	5	212	42.4	2	3	41.8	0	-	4	53	0
10/24	at GB-L	1	2	100	50.0	2	10	45.0	0	-	0	50	0
10/31	at NE-L	1	4	189	47.3	1	4	41.3	1	-	3	58	0
11/07	Ari-W	1	4	191	47.8	1	7	46.0	0	-	4	56	0
11/14	at Chi-L	1	4	176	44.0	2	47	32.3	0	-	1	56	0
11/21	GB-L	1	5	208	41.6	2	11	39.4	0	-	1	47	0
11/28	at Was-W	1	7	306	43.7	5	20	40.9	0	-	3	49	0
12/05	Buf-W	1	4	175	43.8	2	12	35.8	1	-	2	55	0
12/13	NYG-L	1	10	458	45.8	3	14	42.4	1	-	4	59	0
12/20	Chi-L	1	6	196	32.7	2	67	21.5	0	-	0	37	0
12/28	at Phi-W	1	6	232	38.7	1	9	33.8	1	-	1	46	0
01/02	at Det-L	1	5	215	43.0	2	16	39.8	0	-	2	51	0
10 TOTALS		16	83	3569	43.0	32	241	38.0	5	22	32	59	0


2011, MINNESOTA

Date	Opp	GP	No	Yds	Avg	Ret	Gross			Net		In	LG	Blk
							Yds	Avg	TB	FC	20			
09/11 at	SD-L	1	6	289	48.2	5	38	41.8	0	-	3	56	0	
09/18	TB-L	1	4	165	41.3	2	27	34.5	0	-	1	52	0	
09/25	Det-L	1	6	267	44.5	4	37	38.3	0	-	1	54	0	
10/02 at	KC-L	1	4	213	53.3	3	71	30.5	1	-	0	58	0	
10/09	Ari-W	1	4	190	47.5	0	0	47.5	0	-	2	51	0	
10/16 at	Chi-L	1	5	186	37.2	1	27	31.8	0	-	0	55	0	
10/23	GB-L	1	4	161	40.3	2	42	29.8	0	-	1	49	0	
10/30 at	Car-W	1	4	179	44.8	3	19	40.0	0	-	1	53	0	
11/14 at	GB-L	1	6	263	43.8	4	80	30.5	0	-	3	53	0	
11/20	Oak-L	1	3	133	44.3	2	34	33.0	0	-	2	50	0	
11/27 at	Atl-L	1	7	331	47.3	5	54	39.6	0	-	1	51	0	
12/04	Den-L	1	6	297	49.5	3	12	44.2	1	-	1	60	0	
12/11 at	Det-L	1	2	97	48.5	1	28	24.5	1	-	0	53	0	
12/18	NO-L	1	7	337	48.1	3	45	41.7	0	-	3	59	0	
12/24 at	Was-W	1	3	133	44.3	3	14	39.7	0	-	1	49	0	
01/01	Chi-L	1	6	276	46.0	2	4	45.3	0	-	2	52	0	
11 TOTALS		16	77	3517	45.7	43	532	38.0	3	19	22	60	0	

2012, MINNESOTA

Date	Opp	GP	No	Yds	Avg	Ret	Gross			Net		In	LG	Blk
							Yds	Avg	TB	FC	20			
09/09	Jac-W	1	5	242	48.4	4	20	44.4	0	-	1	59	0	
09/16 at	Ind-L	1	4	192	48.0	1	11	45.3	0	-	2	55	0	
09/23	SF-W	1	4	181	45.3	2	24	34.3	1	-	1	53	0	
09/30 at	Det-W	1	6	259	43.2	3	35	37.3	0	-	2	52	0	
10/07	Ten-W	1	3	138	46.0	2	25	37.7	0	-	1	52	0	
10/14 at	Was-L	1	2	101	50.5	1	1	50.0	0	-	2	56	0	
10/21	Ari-W	1	7	280	40.0	4	7	39.0	0	-	1	51	0	
10/25	TB-L	1	6	227	37.8	3	1	37.7	0	-	0	55	0	
11/04 at	Sea-L	1	3	145	48.3	2	21	41.3	0	-	0	57	0	
11/11	Det-W	1	5	243	48.6	3	48	35.0	1	-	2	57	0	
11/25 at	Chi-L	1	4	162	40.5	1	6	39.0	0	-	0	53	0	
12/02 at	GB-L	1	5	235	47.0	3	11	44.8	0	-	1	58	0	
12/09	Chi-W	1	7	320	45.7	5	58	37.4	0	-	2	56	0	
12/16 at	StL-W	1	4	182	45.5	3	16	41.5	0	-	2	50	0	
12/23 at	Hou-W	1	4	182	45.5	2	16	41.5	0	-	1	51	0	
12/30	GB-W	1	3	148	49.3	2	41	35.7	0	-	0	56	0	
12 TOTALS		16	72	3237	45.0	41	341	38.0	2	12	18	59	0	





Kaluka MAIAVA

LINEBACKER | USC

HT. 6-0

WT. 230

Born: 12/27/86

Acquired: UFA-'13 (Cle.)

Fourth NFL season

First Raiders Season

High School: Baldwin (Wailuku, Hawaii)

Selected by Cleveland Browns in fourth round (104th overall) of 2009 NFL Draft, April 26, 2009...Signed first contract, July 24, 2009...Placed on injured reserve (knee), Sept. 21, 2010...Signed by Oakland Raiders as unrestricted free agent, March 14, 2013..

CAREER: Versatile, productive performer signed by Raiders as unrestricted free agent on March 13, 2013, the same day the Silver and Black also added DE Jason Hunter and DT Pat Sims...Has totaled 133 total tackles, 99 of those solo, 4.5 sacks, 5 passes defended and 5 forced fumbles in 50 NFL contests, with 22 starts at linebacker.

2012: Played in all 16 games, with 13 starts for Browns...Totaled 53 tackles, 35 of those solo with 18 assists...Posted 2 sacks, three passes defended and 2 forced fumbles... (9/9) vs.Phi.: Opened 2012 regular season with 6 stops, five of which were solo tackles... (10/21) at Ind: Posted first sack of year while recording 4 total tackles... (10/28) vs. SD: Recorded career-high 9 tackles, 5 solo, and followed that contest with 6-tackle effort and 2 passes defended (11/4) vs. Bal... (12/16) vs. Was: Recorded 5 tackles, 4 solo...Forced two fumbles on the year, (11/25) vs. Pit. and (12/2) at Oak.

2011: Played in all 16 games, including six starts for Cleveland...Recorded 24 tackles on defense and finished second on the team with 10 special teams stops... (11/27) at Cin.: Made a key stop of Cedric Benson on fourth-and-goal from the one in the first quarter... (12/8) at Pit.: Notched three tackles and forced a Hines Ward fumble that was recovered by Sheldon Brown at the Browns' 15-yard line.

2010: Played in the first two games of the season before being placed on injured reserve on Sept. 21 with a knee injury sustained vs. KC, (9/19)... Recorded one special teams tackle.

2009: Appeared in all 16 games with three starts...Recorded 40 tackles, 2.5 sacks, two passes defended and a forced fumble on defense...Registered five tackles on special teams and one forced fumble...Also played a key role on both kickoff return and kickoff coverage, helping the Browns to an NFL-best average starting position of 31.4 and to a league-best defensive kickoff return average of 18.9... (10/25) vs. GB: Made first start of

AT A GLANCE

- Has totaled 133 total tackles, 99 of those solo, 4.5 sacks, 5 passes defended and 5 forced fumbles in 50 NFL contests, with 22 starts at linebacker.
- Missed just one game during four-year career at USC (2005-08) and had 164 career tackles, two interceptions.
- Named 2009 Rose Bowl Defensive MVP after posting four tackles and two pass deflections against Penn State.
- Named Gatorade Hawaii Player of the Year as a high school senior on island of Maui.

NFL career... (11/16) vs. Bal.: Produced then-career-high eight tackles in his second career pro start... (1/3/10) vs. Jac.: Posted four tackles and a career-best 1.5 sacks in season finale.

COLLEGE: Missed just one game during four-year career at the University of Southern California (2005-08)...Amassed 164 career tackles and two interceptions...Second-team All-Pac-10 selection as a senior, when he notched 66 tackles and an interception...Named 2009 Rose Bowl Defensive MVP after posting four tackles and two pass deflections against Penn State...Named USC's co-Special Teams Player of the Year in 2005 and 2006...Sociology major.

PERSONAL: Full name is Kaluka Kawahalama Maiava...Native of Wailuku, Hawaii on the island of Maui, where he attended Baldwin High School...As a senior was the Gatorade Hawaii Player of the Year and a first-team all-state selection by the Honolulu Advertiser... Also participated in soccer and boxing in high school...Father, Scott Mahoney, was an offensive lineman at the University of Colorado (1969-71)...Grandfather is ex-pro wrestler Neff Maiava...Brother, Kai, was an offensive lineman at UCLA...Uncle is Dwayne Johnson, who played football at Miami before gaining wide attention as professional wrestler "The Rock"...Lists cousin and mixed martial artist Kendall Grove as favorite athlete.

KALUKA MAIAVA'S NFL STATISTICS

Year	Team	GP	TACKLES					INTERCEPTIONS					FUMBLES			
			GS	Tot	Solo	Asst	Sk	Yds	No	Yds	Lg	TD	PD	FF	FR	Yds
2009	Cleveland	16	3	40	30	10	2.5	5.5	0	0	0	0	2	2	0	0
2010	Cleveland	2	0	0	0	0	0.0	0.0	0	0	0	0	0	0	0	0
2011	Cleveland	16	6	24	21	3	0.0	0.0	0	0	0	0	1	0	0	
2012	Cleveland	16	13	49	30	19	2.0	9.0	0	0	0	3	2	0	0	
NFL totals (four years)		50	22	113	81	32	4.5	14.5	0	0	0	5	5	0	0	

ADDITIONAL STATISTICS: Career sacks: David Garrard (1/2), Andrew Luck, Brady Quinn (1/2), Ben Roethlisberger (1/2), Tony Romo (1/2), Matthew Stafford (1/2). Special-teams tackles: 4 in 2009, 1 in 2010, 10 in 2011, 6 in 2012; NFL total: 21. Special-teams forced fumbles: 1 in 2009.

SINGLE-GAME HIGHS & CAREER MILESTONES: TACKLES: Total – 8, twice; last: vs. SD, 10/28/12, with Browns. Solo – 7, at Bal., 12/24/10, with Browns. SACKS: vs. Jac., 1/3/10, with Browns. PASSES DEFENDED: vs. Bal., 11/4/12. NFL debut: vs. Min., 9/13/09, with Browns. First NFL start: vs. GB, 10/25/09, with Browns. First NFL sack: at Det., 11/22/09, with Browns (M.Stafford, shared with D.Bowens).



KALUKA MAIAVA GAME-BY-GAME

2009, CLEVELAND

Date	Opp	GP	GS	Tot	So	As	Sk	Yd	Int	Yd	Lg	TD	PD	FF	FR
09/13	Min-L	1	0	0	0	0	0.0	0.0	0	0	0	0	0	0	0
09/20	at Den-L	1	0	0	0	0	0.0	0.0	0	0	0	0	0	0	0
09/27	at Bal-L	1	0	0	0	0	0.0	0.0	0	0	0	0	0	0	0
10/04	Cin-L	1	0	0	0	0	0.0	0.0	0	0	0	0	0	0	0
10/11	at Buf-W	1	0	0	0	0	0.0	0.0	0	0	0	0	0	0	0
10/18	at Pit-L	1	0	6	5	1	0.0	0.0	0	0	0	0	0	1	0
10/25	GB-L	1	1	5	5	0	0.0	0.0	0	0	0	0	0	0	0
11/01	at Chi-L	1	0	5	2	3	0.0	0.0	0	0	0	0	1	0	0
11/16	Bal-L	1	1	8	6	2	0.0	0.0	0	0	0	0	0	0	0
11/22	at Det-L	1	1	4	4	0	0.5	0.0	0	0	0	0	0	0	0
11/29	at Cin-L	1	0	0	0	0	0.0	0.0	0	0	0	0	0	0	0
12/06	SD-L	1	0	0	0	0	0.0	0.0	0	0	0	0	0	0	0
12/10	Pit-W	1	0	4	3	1	0.5	4.5	0	0	0	0	0	0	0
12/20	at KC-W	1	0	2	1	1	0.0	0.0	0	0	0	0	1	0	0
12/27	Oak-W	1	0	2	2	0	0.0	0.0	0	0	0	0	0	0	0
01/03	Jac-W	1	0	4	2	2	1.5	1.0	0	0	0	0	0	1	0
09 TOTALS		16	3	40	30	10	2.5	5.5	0	0	0	0	2	2	0

2010, CLEVELAND

Date	Opp	GP	GS	Tot	So	As	Sk	Yd	Int	Yd	Lg	TD	PD	FF	FR
09/12	at TB-L	1	0	0	0	0	0.0	0.0	0	0	0	0	0	0	0
09/19	KC-L	1	0	0	0	0	0.0	0.0	0	0	0	0	0	0	0
09/26	at Bal-L	(injured reserve -- knee)													
10/03	Cin-W	(injured reserve -- knee)													
10/10	Ati-L	(injured reserve -- knee)													
10/17	at Pit-L	(injured reserve -- knee)													
10/24	at NO-W	(injured reserve -- knee)													
11/07	NE-W	(injured reserve -- knee)													
11/14	NYJ-L	(injured reserve -- knee)													
11/21	at Jac-L	(injured reserve -- knee)													
11/28	Car-W	(injured reserve -- knee)													
12/05	at Mia-W	(injured reserve -- knee)													
12/12	at Buf-L	(injured reserve -- knee)													
12/19	at Cin-L	(injured reserve -- knee)													
12/26	Bal-L	(injured reserve -- knee)													
01/02	Pit-L	(injured reserve -- knee)													
10 TOTALS		2	0	0	0	0	0.0	0.0	0	0	0	0	0	0	0


2011, CLEVELAND

Date	Opp	GP	GS	Tot	So	As	Sk	Yd	Int	Yd	Lg	TD	PD	FF	FR
09/11	Cin-L	1	0	0	0	0	0.0	0.0	0	0	0	0	0	0	0
09/18	at Ind-W	1	0	0	0	0	0.0	0.0	0	0	0	0	0	0	0
09/25	Mia-W	1	0	0	0	0	0.0	0.0	0	0	0	0	0	0	0
10/02	Ten-L	1	0	0	0	0	0.0	0.0	0	0	0	0	0	0	0
10/16	at Oak-L	1	0	1	1	0	0.0	0.0	0	0	0	0	0	0	0
10/23	Sea-W	1	1	1	1	0	0.0	0.0	0	0	0	0	0	0	0
10/30	at SF-L	1	0	1	1	0	0.0	0.0	0	0	0	0	0	0	0
11/06	at Hou-L	1	0	0	0	0	0.0	0.0	0	0	0	0	0	0	0
11/13	StL-L	1	0	0	0	0	0.0	0.0	0	0	0	0	0	0	0
11/20	Jac-W	1	0	0	0	0	0.0	0.0	0	0	0	0	0	0	0
11/27	at Cin-L	1	0	1	0	1	0.0	0.0	0	0	0	0	0	0	0
12/04	Bal-L	1	2	1	1	0	0.0	0.0	0	0	0	0	0	0	0
12/08	at Pit-L	1	1	3	3	0	0.0	0.0	0	0	0	0	0	1	0
12/18	at Ari-L	1	1	5	5	0	0.0	0.0	0	0	0	0	0	0	0
12/24	at Bal-L	1	1	7	7	0	0.0	0.0	0	0	0	0	0	0	0
01/01	Pit-L	1	1	3	2	1	0.0	0.0	0	0	0	0	0	0	0
11 TOTALS		16	6	24	21	3	0.0	0.0	0	0	0	0	0	1	0

2012, CLEVELAND

Date	Opp	GP	GS	Tot	So	As	Sk	Yd	Int	Yd	Lg	TD	PD	FF	FR
09/09	Pit-L	1	1	6	5	1	0.0	0.0	0	0	0	0	1	0	0
09/16	at Cin-L	1	1	1	0	1	0.0	0.0	0	0	0	0	0	0	0
09/23	Buf-L	1	0	1	0	1	0.0	0.0	0	0	0	0	0	0	0
09/27	at Bal-L	1	1	2	1	1	0.0	0.0	0	0	0	0	0	0	0
10/07	at NYG-L	1	1	2	1	1	0.0	0.0	0	0	0	0	0	0	0
10/14	Cin-W	1	1	2	2	0	0.0	0.0	0	0	0	0	0	0	0
10/21	at Ind-L	1	1	4	3	1	0.0	0.0	0	0	0	0	0	0	0
10/28	SD-W	1	1	8	4	4	0.0	0.0	0	0	0	0	0	0	0
11/04	Bal-L	1	1	5	3	2	0.0	0.0	0	0	0	0	2	0	0
11/18	at Dal-L	1	1	3	1	2	0.5	3.5	0	0	0	0	0	0	0
11/25	Pit-W	1	0	4	2	2	0.0	0.0	0	0	0	0	0	0	1
12/02	at Oak-W	1	1	3	2	1	0.0	0.0	0	0	0	0	0	0	1
12/09	KC-W	1	1	2	1	1	0.5	0.5	0	0	0	0	0	0	0
12/16	Was-L	1	1	5	4	1	0.0	0.0	0	0	0	0	0	0	0
12/23	at Den-L	1	1	0	0	0	0.0	0.0	0	0	0	0	0	0	0
12/30	at Pit-L	1	0	1	1	0	0.0	0.0	0	0	0	0	0	0	0
12 TOTALS		16	13	49	30	19	1.0	4.0	0	0	0	0	3	2	0





Jeron MASTRUD

TIGHT END | KANSAS STATE

HT: 6-5

WT: 255

Born: 12/17/87

Acquired: FA-'13

Fourth NFL season

First Raiders Season

High School: Southridge (Beaverton, Ore.)

Signed by Tampa Bay Buccaneers as non-drafted free agent, April 30, 2010...Waived by Buccaneers, Sept. 4, 2010...Signed by New England Patriots to practice squad, Sept. 6, 2010...Released by Patriots, Sept. 7, 2010...Signed by Miami Dolphins to practice squad, Sept. 8, 2010...Promoted by Dolphins to active roster, Sept. 21, 2010...Re-signed by Dolphins as exclusive-rights free agent, March 16, 2012...Signed by Oakland Raiders as free agent, May 13, 2013.

CAREER: As a fourth-year NFL veteran, actually signed with the Raiders after participating in a rookie mini-camp on a tryout basis following the 2013 draft...Eligible for the rookie mini-camp because his former team, Miami, did not give him a qualifying offer or minimum salary tender when his 2012 contract expired...Has played 36 games over three seasons, with six starts (primarily as an extra blocker); has one career catch for 8 yards...Until signing with Oakland, had spent all of his first three NFL seasons in the state of Florida (with the exception of 24 hours in New England)...Entered the league in 2010 as a non-drafted free agent signed by Tampa Bay, and was waived in the Bucs' final preseason roster reduction before the Patriots signed him to their practice squad...Actually appeared on three NFL rosters over a five-day period in September 2010, including a day on the Patriots' practice squad...Spent two weeks on Miami's practice squad before the Dolphins promoted him to their active roster.

2012: Played in 14 games primarily on special teams; also served as the No. 2 tight end behind Anthony Fasano and started one contest...Didn't catch a pass...Inactive for consecutive November games with a hamstring strain...(12/23) vs. Buf.: Opening as a second tight end, made his sixth NFL start.

2011: Played in 14 games with three starts and caught one pass for 8 yards...Inactive for two contests...Started Weeks 2, 8 and 14, all as an extra tight end, vs. Houston, at N.Y. Giants and vs. Philadelphia, respectively...(10/2) at SD: Caught his first NFL pass, an 8-yard toss from Matt Moore, to set up the Dolphins' only touchdown.

2010: A rookie, spent the season's first two weeks on the Miami practice squad, then saw action in his first eight NFL games, with two starts...Did not catch a pass...Inactive for six contests...(9/26) vs. NYJ: Made NFL debut, in a reserve role...(12/12) at NYJ: Made first NFL start, with team opening in a two-TE set...(1/21) at NE: Started season finale.

COLLEGE: A four-year letterman (2006-09) at Kansas State, appeared in 48 of the Wildcats' 49 games during his eligibility, including 26 straight starts to close his career...Graduated as the program's all-time leader

AT A GLANCE

- Name is pronounced JAIR-un MASS-trood.
- Earned a Raiders contract as a fourth-year veteran after participating on a tryout basis in a rookie mini-camp following the 2013 draft.
- Over a five-day stretch as a rookie in September 2010, appeared on three NFL rosters before earning a permanent role with the Dolphins, where he spent his first three years.
- Josh Freeman's second-leading receiver at Kansas State, left the Wildcats as the program's all-time leader among tight ends with 108 career catches, including a 26-game receptions streak.
- One of only 10 college players to earn academic All-America honors in both 2008 and 2009.
- Served as a part-time quarterback at Southridge High School in Beaverton, Ore.

among tight ends with 106 receptions, in addition to 1,219 career receiving yards...Secured at least one catch in 26 straight games...As a sophomore and junior, served as Josh Freeman's favorite tight end...One of just 10 players in the nation to earn academic All-America honors in both 2008 and 2009)...A three-year academic all-conference selection, also was academic all-district his junior and senior seasons...Honored by the National Football Foundation as a Hampshire Honor Society member...Graduated cum laude with a degree in business management.

PERSONAL: Played quarterback, tight end and defensive end at Southridge High School in Beaverton, Ore., helped lead his team to its first-ever Metro League championship as a 2005 senior...A part-time quarterback that year, completed 49 of 82 attempts for 731 yards and 10 touchdowns, on a team that finished 9-2 and advanced to the second round of the state's 4A playoffs...An all-state defensive end, also garnered all-conference honors at both defensive end and tight end...With the Dolphins, took part in a kids shopping spree, attended pizza and cupcake parties at various schools, and donated money to purchase toys and meals for the holidays...Also played video games with disabled children.

JERON MASTRUD'S NFL STATISTICS

Year	Team	RECEIVING							RUSHING				
		GP	GS	No	Yds	Avg	Lg	TD	Att	Yds	Avg	Lg	TD
2010	Miami	8	2	0	0	-	-	0	0	0	-	-	0
2011	Miami	14	3	1	8	8.0	8	0	0	0	-	-	0
2012	Miami	14	1	0	0	-	-	0	0	0	-	-	0
NFL totals (three years)		36	6	1	8	8.0	8	0	0	0	-	-	0

ADDITIONAL STATISTICS: Fumbles-lost: none.

CAREER MILESTONES: Reception: at SD, 10/21/11 (8 yards, M.Moore), with Dolphins. NFL debut: vs. NYJ, 9/26/10, with Dolphins. First NFL start: at NYJ, 12/12/10, with Dolphins.



JERON MASTRUD GAME-BY-GAME

2010, MIAMI

Date	Opp	GP	GS	No	Yds	Avg	Lg	TD
09/12	at Buf-W							
09/19	at Min-W							
09/26	NYJ-L	1	0	0	0	-	-	0
10/04	NE-L							
10/17	at GB-W							
10/24	Pit-L							
10/31	at Cin-W	1	0	0	0	-	-	0
11/07	at Bal-L	1	0	0	0	-	-	0
11/14	Ten-W	1	0	0	0	-	-	0
11/18	Chi-L							
11/28	at Oak-W	1	0	0	0	-	-	0
12/05	Cle-L	1	0	0	0	-	-	0
12/12	at NYJ-W	1	1	0	0	-	-	0
12/19	Buf-L							
12/26	Det-L							
01/02	at NE-L	1	1	0	0	-	-	0
10 TOTALS		8	2	0	0	-	-	0


2011, MIAMI

Date	Opp	GP	GS	No	Yds	Avg	Lg	TD
09/12	NE-L	1	0	0	0	-	-	0
09/18	Hou-L	1	1	0	0	-	-	0
09/25	at Cle-L	1	0	0	0	-	-	0
10/02	at SD-L	1	0	1	8	8.0	8	0
10/17	at NYJ-L	1	0	0	0	-	-	0
10/23	Den-L	1	0	0	0	-	-	0
10/30	at NYG-L	1	1	0	0	-	-	0
11/06	at KC-W	1	0	0	0	-	-	0
11/13	Was-W	1	0	0	0	-	-	0
11/20	Buf-W	1	0	0	0	-	-	0
11/24	at Dal-L	1	0	0	0	-	-	0
12/04	Oak-W	1	0	0	0	-	-	0
12/11	Phi-L	1	1	0	0	-	-	0
12/18	at Buf-W							
12/24	at NE-L	1	0	0	0	-	-	0
01/01	NYJ-W							
11 TOTALS		14	3	1	8	8.0	8	0

2012, MIAMI

Date	Opp	GP	GS	No	Yds	Avg	Lg	TD
09/09	at Hou-L	1	0	0	0	-	-	0
09/16	Oak-W	1	0	0	0	-	-	0
09/23	NYJ-L	1	0	0	0	-	-	0
09/30	at Ari-L	1	0	0	0	-	-	0
10/07	at Cin-W	1	0	0	0	-	-	0
10/14	StL-W	1	0	0	0	-	-	0
10/28	at NYJ-W	1	0	0	0	-	-	0
11/04	at Ind-L	1	0	0	0	-	-	0
11/11	Ten-L							
11/15	at Buf-L							
11/25	Sea-W	1	0	0	0	-	-	0
12/02	NE-L	1	0	0	0	-	-	0
12/09	at SF-L	1	0	0	0	-	-	0
12/16	Jac-W	1	0	0	0	-	-	0
12/23	Buf-W	1	1	0	0	-	-	0
12/30	at NE-L	1	0	0	0	-	-	0
12 TOTALS		14	1	0	0	-	-	0





Darren McFADDEN

RUNNING BACK | ARKANSAS

HT: 6-1

WT: 218

Born: 8/27/87

Acquired: D1-'08

Sixth NFL season

Sixth Raiders Season

High School: Pulaski Oak Grove
(North Little Rock, Ark.)

Selected by Oakland Raiders in first round (fourth overall) of 2008 NFL Draft, April 26, 2008...Signed first contract, June 6, 2008.

CAREER: Elite, all-purpose running back, was slowed by injury in fourth pro season...Highly respected by his peers in the league, named a Pro Bowl alternate despite playing in only seven games in 2011...Enjoyed a breakout campaign in 2010, becoming first Raider since 2007 to rush for 1,000 yards, with 1,157...Has played in 57 games with 44 starts in five NFL seasons...Career totals include 769 carries for 3,334 yards and 18 touchdowns...Also has 158 career receptions for 1,449 yards and four touchdowns.

2012: Played in 12 games, all starts, missing four contests with a high-ankle sprain...On 591 offensive snaps, averaged a career-low 3.3 yards per carry (216 attempts, 707 yards), with two rushing TDs...Also caught 42 passes for 258 yards (6.1 avg.), with one TD...Oakland enters 2013 with a 10-2 mark in his 11 career 100-yard rushing games, including a 3-0 mark in 2012...Also finished the season with a 31-game receptions streak, longest on the team, dating to the beginning of the 2010 season...Voted a 2012 captain by his teammates Sept. 3... (9/10) vs. SD: Returned to action following his injury-shortened 2011 campaign and posted 13 receptions – the most ever by a Raiders RB and second-most overall in team annals – for 86 yards, including 12- and 14-yard plays to set up an important second-quarter field goal just prior to half... (9/23) vs. Pit.: Broke out with a 64-yard touchdown burst, his career's second-longest run, to knot the game in the first quarter...En route to his 10th career 100-yard rushing effort, also had a 16-yard run on a third-quarter TD drive, a series in which he initially scored on an outstanding 5-yard carry, but replay review showed his elbow touched the ground a split-second before the ball broke the plane... (10/14) at Atl.: In heart-breaking loss against undefeated Falcons, sprinted more than 30 yards after a sack-fumble to save a TD and tackle Ray Edwards at the Raiders' 2-yard line; also made a shoestring catch for 20 yards on a key third down in the second half, and officially compiled just 70 yards but saw two first-half carries, for 15 and 21 yards, wiped out by holding penalties, to keep him shy of 100 yards... (10/28) at KC: Closed out a win with 73 yards on 12 fourth-quarter carries (6.1 avg.), including four final-period first downs, en route to his 114-yard day...Broke off 19-, 21- and 28-yard runs in second half, and became the 12th player in franchise history to rush for 3,000 career yards... (11/4) vs. TB: Left in the second quarter with a right leg injury and did not return; diagnosed the next day with a high-ankle sprain... (12/6) vs. Den.: Returned to action for the first time since Nov. 4, starting at tailback...Scored a second-quarter touchdown on a short pass from Carson Palmer...Took a sweep around left end for 36 yards on the first play of the second half... (12/16) vs. KC: Registered his 12th career 100-yard game, helping Oakland improve its mark in those games to 10-2; in 15-0 triumph, matched his career high with 30 carries...Had three explosive runs, a 15-yarder in the first quarter, a 19-yarder in the third quarter and another 15-yarder to reach 100 on the day late in the third quarter... (12/23) at Car.: Had a 3-yard TD run nullified by a holding call in the fourth quarter.

2011: Played in seven games, missing final nine contests with a foot injury...Was among league leaders in rushing through seven games...Totaled 614 rushing yards on 113 carries (5.4 avg.), with four touchdowns...Tabbed as an alternate for the Pro Bowl... (9/12) at Den.: In 23-20 win, carried 22 times for 150 yards, averaging 6.8 yards per carry, with three bursts of 20 or more yards...Had a 20-yard run on a third-and-13 play in the first quarter that helped set up Raiders' first touchdown...Added another 20-yard run late in the sec-

AT A GLANCE

- Enjoyed a breakout campaign in 2010, becoming first Raider since 2007 to rush for 1,000 yards, with 1,157 yards on the ground.
- Has played in 45 games with 32 starts in four NFL seasons, totaling 553 carries for 2,627 yards and 16 touchdowns.
- Named a Pro Bowl alternate despite playing in only seven games in 2011.
- Won back-to-back Doak Walker Awards at Arkansas, and became the only player in history to finish runner-up for the Heisman twice (to Troy Smith in 2006 and Tim Tebow in 2007).
- A quarterback in high school before signing with Arkansas, where he completed 14 of 22 passes (63.6 percent) for 205 yards and seven touchdowns.

ond quarter, around left end to the Denver 24-yard line to set up a Sebastian Janikowski field goal...Broke off a 47-yard run in the fourth quarter to set up a critical Raiders touchdown, giving Oakland 23-13 advantage... (9/18) at Buf.: Registered 143 total yards from scrimmage with two touchdowns...Tied a career high with seven receptions, for 71 yards and one touchdown, a 12-yard strike from Jason Campbell that gave Oakland a 28-24 fourth-quarter lead...Also ran for a 5-yard TD in second quarter... (9/25) vs. NYJ: A catalyst in a 34-24 win, tabbed for AFC Offensive Player of the Week honors after rushing for 171 yards on 19 carries (9.0 avg.)...Also named FedEx Ground NFL Player of the Week...Yardage marked a career high and ranked as the ninth-highest single-game total in franchise history...Produced a career-long touchdown run of 70 yards in the second quarter, cutting the Jets' lead to three points...Also produced a 27-yard run in the third quarter to set up a Raiders touchdown and give the Silver and Black a 24-17 lead... (10/2) vs. NE: Had a 41-yard run in the second quarter that set up a Raiders touchdown...Added four receptions for 48 yards, including a 26-yard catch and run in the fourth quarter... (10/9) at Hou.: Rushed for 51 yards on 16 carries in an emotional victory one day after the passing of owner Al Davis... (10/16) vs. Cle.: Totaled 91 yards on 20 carries with a touchdown...Had a 24-yard run on the Raiders' first play from scrimmage...Carried seven times for 50 yards on the team's opening drive, culminating in his 5-yard touchdown...Inactive for final nine games of the season.

2010: Made 13 starts, carrying 223 times for 1,157 yards and seven touchdowns...Rushing total marked the fifth highest in Raiders history...Became the first Raider since 1997 to post six 100-yard rushing games in a season...Named FedEx Ground NFL Player of the Week twice...Led the NFL with nine runs of 30 yards or longer...Ranked second on the team with 47 receptions, for 507 yards and three touchdowns...Inactive for three games due to hamstring and toe injuries... (9/12) at Ten.: Produced 150 yards of total offense in season opener...Added a team-high six receptions for 55 yards and a touchdown, a 7-yard pass from Jason Campbell in the fourth quarter... (9/19) vs. StL.: Posted 145 yards on a career-high 30 carries...Broke through the middle for a 30-yard run, setting up a third-quarter touchdown that gave the Raiders the lead for good in a 16-14 victory... (9/26) at Ari.: Recorded second straight 100-yard rushing game...Touched the ball five times during a six-play scoring drive at the end of the second quarter, rushing four times for 44 yards, including a 33-yard spurt and 2-yard TD, and an 18-yard catch from Bruce Gradkowski... (10/3) vs. Hou.: Connected with Gradkowski on a 43-yard reception in the first quarter that set



up Raiders' first touchdown...Added a 23-yard run on Raiders' fourth-quarter touchdown drive...(10/24) at Den.: Returned from injury to post a record-breaking performance in 59-14 win... Received AFC Offensive Player of the Week... Tied franchise records with four total touchdowns and 24 points... Helped team set Raiders records in points (59) and touchdowns (eight)... Rushed for a then-career-high 165 yards on 16 carries with three touchdowns... Ran for a 57-yard touchdown in the third quarter, giving Oakland 51-14 lead... In first quarter, rushed six times for 63 yards and one TD, including a 40-yard scamper that set up a FG... Scored two second-quarter touchdowns, a 19-yard reception and a 4-yard run...(10/31) vs. Sea.: Posted second straight 100-yard game with 111 yards on 21 carries... Broke off a 49-yard run, helping set up a third-quarter field goal...(11/7) vs. KC: Took a first-down handoff and ran 34 yards to help set up a third-quarter touchdown...(11/28) vs. MIA: Totaled a career-high with seven receptions, for 63 yards...(12/5) at SD: Scored on a 7-yard fourth-quarter run to seal Raiders' 28-13 victory...(12/12) at Jac.: Gained 209 yards from scrimmage and scored three touchdowns, including second-half runs of 51 and 36 yards... Added three receptions for a career-high 86 yards, including a touchdown on a career-long 67-yard reception in the first quarter...(12/19) vs. Den.: Posted sixth 100-yard rushing game of the season.

2009: Saw action in 12 games with seven starts... Ranked third on the team with 357 rushing yards on 104 carries and one touchdown... Also ranked fourth on the team with 21 receptions for 245 yards... Inactive due to knee injury for four games from 10/11-11/1...(9/20) at KC: Scored game-winning touchdown on a 5-yard run with 1:07 remaining in regulation...(11/26) at Dal.: Hauled in a season-high four receptions, for 43 yards...(12/13) vs. Was.: Had three receptions for then-career-high 84 yards, including a 48-yard reception from Gradkowski, helping to set up a first-quarter FG...(12/20) at Den.: Set season highs with 12 carries and 74 yards, including a season long of 28 yards in the third quarter.

2008: Saw action in 13 games with five starts as a rookie... Inactive for three midseason games from 10/26-11/9 with painful toe injury... Ranked second on the team with 499 rushing yards on 113 carries... Led team with four rushing touchdowns... Also ranked second on the team with 29 receptions for 285 yards...(9/8) vs. Den.: Started at RB in his NFL debut...(9/14) at KC: Enjoyed a breakout game, rushing for 164 yards on 21 carries... Yardage total tied for 10th-highest in Raiders history... Scored first career touchdown on a 19-yard run in the third quarter... Also broke off a 50-yard run on a third-quarter scoring drive... Named FedEx Ground NFL Player of the Week...(10/19) vs. NYJ: In a 16-13 overtime win over Brett Favre and the Jets, recorded a 16-yard catch and a 13-yard rushing attempt on a Raiders' third-quarter scoring drive... Then took a short pass from JaMarcus Russell and scampered 25 yards to set up a fourth-quarter field goal...(11/23) at Den.: Recorded two 1-yard touchdown runs for first career multiple-touchdown game...(11/30) vs. KC: Had three receptions for 50 yards... Gained 20 yards on a first-quarter lateral from WR Ronald Curry that helped set up a field goal...(12/14) vs. NE: Ran for an 11-yard touchdown in the fourth quarter, and added three receptions for a season-high 68 yards.

COLLEGE: Won consecutive Doak Walker Awards, and twice finished runner-up for the Heisman, at Arkansas... Shattered numerous school and Southeastern Conference records during three collegiate seasons, establishing himself as one of the conference's elite all-time backs... In 38 games, had 4,590 yards on 785 carries (5.9 avg.), with 41 touchdowns... Caught 46 passes for 365 yards (7.9 avg.) and two scores, and returned 38 kickoffs for 926 yards

(24.4 avg.) and a touchdown... Also completed 14 of 22 passes (63.6 percent) for 205 yards and seven touchdowns... Totaled 268 points with 44 overall touchdowns and amassed 5,881 all-purpose yards (154.8 per game)... Ran for 100 or more yards in 22 games... By gaining 1,113 yards rushing in 2005, 1,647 in 2006 and a school-record 1,830 in 2007, joined Georgia's Herschel Walker (1980-82) as the only players in SEC history to rush for more than 1,000 yards as a freshman, sophomore and junior... Became the first sophomore to win the Doak Walker Award, and by winning in 2006 and 2007, joined Ricky Williams of Texas (1997-98) as the only player to win that honor twice... Also became the first player to twice finish second in the voting for the Heisman Trophy (2006-07)... McFadden (1,647 yards in 2006 and 1,830 in 2007) and Felix Jones (1,168 in 2006 and 1,162 in 2007) became the first teammates in SEC history to run for more than 1,000 yards in consecutive seasons, and the third tandem to accomplish that feat in one campaign... Consensus All-America as a junior while again winning the Doak Walker Award, finishing second in the Heisman Trophy race to Tim Tebow... Gained more than 100 yards rushing 10 times; broke his own school record with 1,830 yards and 16 touchdowns on 325 rushes (5.6 avg.)... Had 21 catches for 164 yards (7.8 avg.) and a score, connected on 6-of-11 pass attempts for 123 yards and four touchdowns... Finished the season with 102 points scored, and gained 2,310 all-purpose yards (177.7 per game) to set a conference mark and break his own single-season Arkansas record of 2,058 in 2006... His 355 all-purpose yards vs. South Carolina in 2007 set a school record, breaking his own mark of 315... His 321 yards rushing vs. South Carolina in 2007 topped the school record of 271 and tied the conference mark... His 325 rushes in 2007 set the school's single-season record and his 4,590 yards rushing shattered the previous program record of 3,570; the total ranks second in conference annals behind Walker (5,259 in 33 games, 1980-82)... As a sophomore in 2006, rushing total of 1,647 on 284 attempts (5.8 avg.) was more than that of 54 of the 119 Division I FBS teams (45.4 percent), while 14 rushing touchdowns were better than 43 teams nationally (36.1 percent)... A consensus All-American, Doak Walker Award winner and Heisman runner-up, finished second in voting to Ohio State's Troy Smith... In 2005, set school freshman rushing records with 1,113 yards and 11 scores on 176 carries (6.3 avg.)... Caught 14 passes for 52 yards, returned 12 kickoffs for 348 yards (29.0 avg.) and averaged 137.5 all-purpose yards per game... An honorable-mention All-American (Pro Football Weekly) and first-team Freshman All-American, garnered conference Freshman of the Year honors from the Associated Press and the SEC's coaches.

PERSONAL: Attended Pulaski Oak Grove High School (Little Rock, Ark.) and became the only player from Arkansas to be named to the Parade All-America team in 2004... A two-time all-state, all-area and all-South choice... The Arkansas Democrat-Gazette's Offensive Player of the Year as a senior... As a senior, rushed for 1,965 yards and 27 touchdowns on 184 carries... Also had three receptions for 67 yards and one score, completed six of 15 passes for 75 yards and two touchdowns as a quarterback, and returned nine punts for 370 yards and three touchdowns... As a junior, rushed for a school-record 2,027 yards and 19 touchdowns on 204 carries... Averaged 9.9 yards per attempt... Hauled in nine passes for 252 yards and two touchdowns as a junior and also gained 103 yards on 12 punt returns... In his sophomore campaign, rushed for 859 yards and 13 touchdowns on 109 carries... In addition to football, was a standout in baseball and track, as a sprinter... Volunteered his time with NFL Play 60 PSA photo shoot during June 2012... Also a part of the NFL Play 60 Fit and Funny event in Los Angeles in June of 2012... Held the Darren McFadden Youth Football Camp in Arkansas during June of 2012 and 2013.

DARREN McFADDEN'S NFL STATISTICS

Year	Team	GP	GS	RUSHING					TD	RECEIVING				
				Att	Yds	Avg	Lg	TD		No	Yds	Avg	Lg	TD
2008	Oakland	13	5	113	499	4.4	50	4	29	285	9.8	27	0	
2009	Oakland	12	7	104	357	3.4	28	1	21	245	11.7	48	0	
2010	Oakland	13	13	223	1157	5.2	57	7	47	507	10.8	67	3	
2011	Oakland	7	7	113	614	5.4	70	4	19	154	8.1	26	1	
2012	Oakland	12	12	216	707	3.3	64	2	42	258	6.1	20	1	
NFL totals (five years)		57	44	769	3334	4.3	70	18	158	1449	9.2	67	5	



McFADDEN *continued...*

ADDITIONAL STATISTICS: Threw incomplete pass vs. KC, 11/7/10. Sacked for 5-yard loss (M.Roth) at Mia., 11/16/08. Fumbles-lost -- 3-1 in 2008, 5-3 in 2009, 4-3 in 2010, 1-1 in 2011; 2-2 in 2012; NFL totals: 15-10. Miscellaneous tackles -- 5 in 2008, 1 in 2009, 2 in 2010, 2 in 2011, 3 in 2012; NFL total: 13. Miscellaneous fumble recoveries -- 1 in 2008, 2 in 2011; NFL total: 3.

SINGLE-GAME HIGHS & CAREER MILESTONES: RUSHING: Attempts: 30, twice; last: vs. KC, 12/16/12. Yards -- 171, vs. NYJ, 9/25/11. Long -- 70, vs. NYJ, 9/25/11. Touchdowns -- 3, at Den., 10/24/10. RECEIVING: Receptions -- 13, vs. SD, 9/10/12. Yards -- 86, twice; last: vs. SD, 9/10/12. Long -- 67, at Jac., 12/12/10. Touchdowns -- 1, five times, last: vs. Den., 12/6/12. NFL debut: vs. Den., 9/8/08. First NFL start: vs. Den., 9/8/08. First NFL touchdown: at KC, 9/14/08. First 100-yard rushing game: at KC, 9/14/08.

DARREN McFADDEN GAME-BY-GAME

2008, OAKLAND

Date	Opp	GP	GS	Att	RUSHING				Lg	TD	RECEIVING					Total Offense
					Yds	Avg					No	Yds	Avg	Lg	TD	
09/08	Den-L	1	1	9	46	5.1	10	0			1	11	11.0	11	0	57
09/14	at KC-W	1	1	21	164	7.8	50	1			1	9	9.0	9	0	173
09/21	at Buf-L	1	1	14	42	3.0	12	0			3	6	2.0	7	0	48
09/28	SD-L	1	1	7	20	2.9	8	0			2	17	8.5	10	0	37
10/12	at NO-L	1	0	8	30	3.8	8	0			0	0	-	-	0	30
10/19	NYJ-W	1	0	8	39	4.9	15	0			3	50	16.7	25	0	89
10/26	at Bal-L			(inactive -- toe)												
11/02	AtL-L			(inactive -- toe)												
11/09	Car-L			(inactive -- toe)												
11/16	at Mia-L	1	0	3	13	4.3	8	0			2	1	0.5	2	0	14
11/23	at Den-W	1	0	10	38	3.8	11	2			2	14	7.0	9	0	52
11/30	KC-L	1	0	7	13	1.9	7	0			3	50	16.7	20	0	63
12/04	at SD-L	1	0	1	0	0.0	0	0			2	8	4.0	8	0	8
12/14	NE-L	1	0	12	46	3.8	12	1			3	68	22.7	27	0	114
12/21	Hou-W	1	0	12	46	3.8	14	0			5	41	8.2	17	0	87
12/28	at TB-W	1	1	1	2	2.0	2	0			2	10	5.0	6	0	12
08 TOTALS		13	5	113	499	4.4	50	4			29	285	9.8	27	0	784

2009, OAKLAND

Date	Opp	GP	GS	Att	RUSHING				Lg	TD	RECEIVING					Total Offense
					Yds	Avg					No	Yds	Avg	Lg	TD	
09/14	SD-L	1	1	17	68	4.0	11	0			2	25	12.5	13	0	93
09/20	at KC-W	1	1	12	35	2.9	8	1			2	20	10.0	11	0	55
09/27	Den-L	1	1	12	45	3.8	15	0			2	3	1.5	7	0	48
10/04	at Hou-L	1	1	6	-2	-0.3	5	0			1	5	5.0	5	0	3
10/11	at NYG-L			(inactive -- knee)												
10/18	Phi-W			(inactive -- knee)												
10/25	NYJ-L			(inactive -- knee)												
11/01	at SD-L			(inactive -- knee)												
11/15	KC-L	1	0	4	11	2.8	4	0			0	0	-	-	0	11
11/22	Cin-W	1	0	6	25	4.2	9	0			3	10	3.3	6	0	35
11/26	at Dal-L	1	1	6	23	3.8	12	0			4	43	10.8	16	0	66
12/06	at Pit-W	1	0	9	25	2.8	7	0			0	0	-	-	0	25
12/13	Was-L	1	0	8	21	2.6	7	0			3	84	28.0	48	0	105
12/20	at Den-W	1	0	12	74	6.2	28	0			0	0	-	-	0	74
12/27	at Cle-L	1	1	7	23	3.3	8	0			4	55	13.8	23	0	78
01/03	Bal-L	1	1	5	9	1.8	5	0			0	0	-	-	0	9
09 TOTALS		12	7	104	357	3.4	28	1			21	245	11.7	48	0	602



2010, OAKLAND

		RUSHING							RECEIVING					Total
Date	Opp	GP	GS	Att	Yds	Avg	Lg	TD	No	Yds	Avg	Lg	TD	Offense
09/12	at Ten-L	1	1	18	95	5.3	13	0	6	55	9.2	16	1	150
09/19	StL-W	1	1	30	145	4.8	30	0	2	8	4.0	5	0	153
09/26	at Ari-L	1	1	25	105	4.2	33	1	2	17	8.5	18	0	122
10/03	Hou-L	1	1	12	47	3.9	23	0	6	82	13.7	43	0	129
10/10	SD-W	(inactive -- hamstring)												
10/17	at SF-L	(inactive -- hamstring)												
10/24	at Den-W	1	1	16	165	10.3	57	3	2	31	15.5	19	1	196
10/31	Sea-W	1	1	21	111	5.3	49	0	2	24	12.0	13	0	135
11/07	KC-W	1	1	17	89	5.2	34	0	4	25	6.3	16	0	114
11/21	at Pit-L	1	1	10	14	1.4	4	0	2	16	8.0	10	0	30
11/28	Mia-L	1	1	8	2	0.3	6	0	7	63	9.0	20	0	65
12/05	at SD-W	1	1	19	97	5.1	20	1	3	30	10.0	19	0	127
12/12	at Jac-L	1	1	16	123	7.7	51	2	3	86	28.7	67	1	209
12/19	Den-W	1	1	20	119	6.0	36	0	4	39	9.8	21	0	158
12/26	Ind-L	1	1	11	45	4.1	26	0	4	31	7.8	12	0	76
01/02	at KC-W	(inactive -- toe)												
10 TOTALS		13	13	223	1157	5.2	57	7	47	507	10.8	67	3	1,664

2011, OAKLAND

		RUSHING							RECEIVING					Total
Date	Opp	GP	GS	Att	Yds	Avg	Lg	TD	No	Yds	Avg	Lg	TD	Offense
09/12	at Den-W	1	1	22	150	6.8	47	0	1	6	6.0	6	0	156
09/18	at Buf-L	1	1	20	72	3.6	14	1	7	71	10.1	16	1	143
09/25	NYJ-W	1	1	19	171	9.0	70	2	3	7	2.3	12	0	178
10/02	NE-L	1	1	14	75	5.4	41	0	4	48	12.0	26	0	123
10/09	at Hou-W	1	1	16	51	3.2	20	0	2	17	8.5	13	0	68
10/16	Cle-W	1	1	20	91	4.6	24	1	1	2	2.0	2	0	93
10/23	KC-L	1	1	2	4	2.0	2	0	1	3	3.0	3	0	7
11/06	Den-L	(inactive -- foot)												
11/10	at SD-W	(inactive -- foot)												
11/20	at Min-W	(inactive -- foot)												
11/27	Chi-W	(inactive -- foot)												
12/04	at Mia-W	(inactive -- foot)												
12/11	at GB-L	(inactive -- foot)												
12/18	Det-L	(inactive -- foot)												
12/24	at KC-W	(inactive -- foot)												
01/01	SD-L	(inactive -- foot)												
11 TOTALS		7	7	113	614	5.4	70	4	19	154	8.1	26	1	768

2012, OAKLAND

		RUSHING							RECEIVING					Total
Date	Opp	GP	GS	Att	Yds	Avg	Lg	TD	No	Yds	Avg	Lg	TD	Offense
09/10	SD-L	1	1	15	32	2.1	8	0	13	86	6.6	17	0	118
09/16	at Mia-L	1	1	11	22	2.0	4	0	2	19	9.5	13	0	41
09/23	Pit-W	1	1	18	113	6.3	64t	1	2	2	1.0	5	0	115
09/30	at Den-L	1	1	13	34	2.6	8	0	1	4	4.0	4	0	38
10/14	at Atl-L	1	1	27	70	2.6	14	1	3	28	9.3	20	0	98
10/21	Jac-W	1	1	19	53	2.8	13	0	4	28	7.0	11	0	81
10/28	at KC-W	1	1	29	114	3.9	28	0	4	23	5.8	11	0	137
11/04	TB-L	1	1	7	17	2.4	7	0	2	0	0.0	2	0	17
11/11	at Bal-L	(inactive -- ankle)												
11/18	NO-L	(inactive -- ankle)												
11/25	at Cin-L	(inactive -- ankle)												
12/02	Cle-L	(inactive -- ankle)												
12/06	Den-L	1	1	11	52	4.7	36	0	2	12	6.0	6	1	64
12/16	KC-W	1	1	30	110	3.7	19	0	4	39	9.8	15	0	149
12/23	at Car-L	1	1	17	33	1.9	13	0	3	15	5.0	11	0	48
12/30	at SD-L	1	1	19	57	3.0	8	0	2	2	1.0	3	0	59
12 TOTALS		12	12	216	707	3.3	64t	2	42	258	6.1	20	1	965





Denarius MOORE

WIDE RECEIVER | TENNESSEE

HT. 6-0

WT. 190

Born: 12/9/88

Acquired: D5-'11

Third NFL season

Third Raiders Season

High School: Tatum (Tatum, Texas)

Selected by Oakland Raiders in fifth round (148th overall) of 2011 NFL Draft, April 30, 2011...Signed first contract, July 31, 2011.

CAREER: Electrifying young receiver, had a standout rookie campaign... Played in 13 games with 10 starts, totaling 33 receptions for 618 yards and five touchdowns in first pro campaign...Started 15 games in 2012, totaling 51 catches for 741 yards and seven touchdowns...Followed rookie year by setting career highs in receptions, yards and TDs in second pro season, despite missing action due to injury.

2012: Played in 15 games, all starts after missing the season-opener (hamstring)...On 793 plays from scrimmage, caught 51 passes for 741 yards (14.5 avg.) and seven touchdowns—all career highs...Led the team with seven overall TDs...Also returned nine punts for 32 yards (3.6 avg.)...Finished the year with a 23-game receptions streak, which began Oct. 16, 2011, second-longest on the team...(9/10) vs. SD: Inactive with hamstring strain...(9/16) at Mia.: Made his season debut, in starting lineup, and made three catches, including a 31-yarder for his first 2012 reception and an important third-down conversion on a second-quarter field-goal drive...(9/23) vs. Pit.: In a 34-31 win, caught five passes, including a critical fourth-quarter touchdown, helping Raiders erase a late 10-point deficit...Extended a third-down TD drive with a 12-yard grab on third-and-9, then drew a fourth-quarter pass-interference flag to help set up Sebastian Janikowski's game-tying field goal...(9/30) at Den.: Hauled in a 37-yard pass to set up a field goal late in first half...(10/14) at Atl.: In heartbreaking loss to undefeated Falcons, posted his fourth career 100-yard receiving effort... In first quarter, snagged a 49-yard pass to move Oakland from the shadow of its own goal line, en route to a field goal, then caught an 11-yard pass to pierce the Falcons' 10 on a second-quarter FG drive...(10/21) vs. Jac.: In 26-23 OT triumph, set up his own TD in helping Oakland claw back from a 20-6 second-half deficit, drawing a 33-yard pass-interference penalty in the third quarter; five plays later, caught a short pass over the middle and extended himself Superman style the final 5 yards for an important TD; replay review upheld the call on the field, showing his knees or elbows did not touch before he broke the plane...(10/28) at KC: Fell just shy of 100 yards and late in the first half caught a TD pass in a third straight game, matching the longest such streak by an Oakland player in two years (Zach Miller, Sept. 26-Oct. 10, 2010)...On his second reception, eclipsed 1,000 career receiving yards, and did it while averaging 18.1 yards per reception (56 for 1,015), the fifth-best mark by an active player... Turned a first-quarter bubble screen into a 58-yard play, setting up the game's first points...(11/4) vs. TB: Caught a 26-yard pass on a fourth-quarter drive, helping set up a key touchdown; on the ensuing possession, drew a critical pass-interference flag on a fourth-and-2 pass, keeping alive a drive that wound up pulling Oakland within a field goal, 35-32, with less than four minutes left...(11/11) at Bal.: Beat Ed Reed on a 30-yard touchdown early in second half, then converted a third down late in the third quarter and caught a 38-yard pass, making a move to get the final 13, setting up a FG early in final stanza...(11/18) vs. NO: Drew his fourth pass-interference flag on the year, setting up a first-and-goal at the 1-yard line late in the first half...(11/25) at Cin.: In the third quarter, made a nice double move to get open and snagged a finger-tip touchdown catch over the middle, his team-leading and career-high sixth TD reception, most by a Raiders player since Jerry Porter had nine in 2004...(12/6) vs. Den.: Served as the team's punt returner with Phillip Adams nursing a concussion...(12/16) vs. KC: In 15-0 win, made two important catches, both on third downs, to extend the first series of the second half, a field-goal drive that began at the Oakland 7...Left with leg cramps but returned to action...Tied a season high

AT A GLANCE

- First name is pronounced den-AIR-ee-us.
- As a rookie, led the team with five receiving touchdowns in 2011.
- Led team with 25 punt returns for 216 yards and returned two kickoffs for 37 yards.
- Was the nation's only player with multiple 200-yard receiving games in 2010, at Tennessee.
- Won the Texas state championship in the 110-meter hurdles (13.73 seconds), and also averaged 20.1 points per game as a starting point guard.

with five catches...(12/30) at SD: Caught his team-leading seventh TD late in the game, connecting with Terrelle Pryor on a short score to bring the Raiders within a field goal...Also returned a punt 19 yards, a season-long.

2011: Played in 13 games with 10 starts in first pro season...Ranked third on team with 33 receptions and second with 618 receiving yards...Led team with five receiving touchdowns...Also rushed five times for 61 yards and one touchdown...Receiving total ranked eighth and receiving yards ranked sixth among NFL rookies...Averaged 18.7 yards per reception, the fourth-highest total among NFL players with at least 30 catches...Had five receptions of 40 or more yards, third among NFL rookies...Led team with 25 punt returns for 216 yards...Also returned two kickoffs for 37 yards...(9/12) at Den.: Made NFL debut on Monday Night Football...(9/18) at Buf.: Enjoyed a breakout game, hauling in five passes for 146 yards and one touchdown...Also had a 25-yard rush to set up a field goal...Touchdown came on a 50-yard reception from Jason Campbell in the fourth quarter...Also had a 42-yard catch to help set up a second-quarter touchdown...Voted Pepsi Rookie of the Week on NFL.com...(9/25) vs. NYJ: Scored first career rushing touchdown on a 23-yard carry, giving Raiders a 24-17 lead in 34-24 triumph...(10/2) vs. NE: Scored in third straight game on a 6-yard pass from Campbell...(10/9) at Hou.: Returned a season-high four punts for 34 yards...(11/6) vs. Den.: Had two receptions of 20 yards or more, catches of 20 and 24 yards...(11/10) at SD: Recorded five catches for 123 yards, marking second 100-yard receiving game...Had a pair of touchdown receptions on 33 and 26-yard passes from Carson Palmer... Also had an acrobatic, finger-tip 46-yard reception in the second quarter that set up a Raiders field goal...(11/20) at Min.: Set a season high with a 34-yard punt return...(12/24) at KC: In pivotal overtime win, hauled in four passes for 94 yards, including a 61-yard touchdown from Palmer in the third quarter...(1/11/12) vs. SD: Posted third 100-yard receiving performance of the season, totaling 101 yards on just three catches...Caught a season-long 78-yard pass in the third quarter to set up a Raiders field goal, longest by a Raiders receiver since Johnnie Lee Higgins hauled in an 84-yard touchdown strike in 2008.

COLLEGE: Played in 52 career games with 20 starts at Tennessee...Had 112 receptions for 2,004 receiving yards, with 18 TDs...Tied a school record by playing in 52 career games...An All-Southeastern Conference selection by the NFL Draft Report as a senior, started all 13 games and finished second on the team with 47 receptions for 981 yards and nine touchdowns...Had two 200-yard performances, 205 against Kentucky and 228 against South Carolina, the only NCAA FBS player to post two 200-yard receiving games in 2010...Set the school season and career records for most 200-yard receiving performances...

Had 17 catches of at least 20 yards and 12 of at least 30 ...Became the first Volunteer since 1995 to have at least one touchdown reception in five consecutive games...Ranked second in the nation with 20.9 yards per catch...As a junior, appeared in 13 games with seven starts...Finished second on team with 40 receptions for 540 yards (13.5 avg.) and seven touchdowns...Rushed three times for 23 yards...Played in 12 games as a sophomore, totaling 11 catches for 271 yards (24.6 avg.) and two touchdowns...Had a 63-yard reception against Kentucky, marking the longest by a Volunteer in 2008...Returned two kickoffs for 49 yards (24.5 avg.)...Named Freshman All-SEC after appearing in all 14 games...Totaled 14 receptions for 212 yards (15.1 avg.)...Returned four kickoffs for 87 yards...Criminal justice major.



PERSONAL: Attended Tatum (Texas) High School...A PrepStar All-American, was twice named first-team all-state by the Texas Sportswriters Association as a kick returner...Also was a second-team all-state selection as a DB...During senior season, collected 32 receptions for 501 yards (15.6 avg.) and rushed 27 times for 200 yards...As a junior, caught 27 passes for 423 yards (15.6 avg.) with eight touchdowns...Gained 287 rushing yards and two touchdowns on 22 carries (13.0 avg.)...Also competed in track and set the school record en route to winning the Texas state championship in the 110-meter hurdles (13.73 seconds) as a junior...Was the starting point guard on the basketball team and averaged 20.1 points per game...During December 2011, volunteered his time with Toys For Tots at the Raider Image of Southland Mall in Hayward, Calif.

DENARIUS MOORE'S NFL STATISTICS

Year	Team	RECEIVING							RUSHING				
		GP	GS	No	Yds	Avg	Lg	TD	Att	Yds	Avg	Lg	TD
2011	Oakland	13	10	33	618	18.7	78	5	5	61	12.2	25	1
2012	Oakland	15	15	51	741	14.5	58	7	1	-5	-5.0	-5	0
NFL totals (two years)		28	25	84	1359	16.2	78	12	6	56	9.3	20	1

Year	Team	KICKOFF RETURNS				PUNT RETURNS						
		No	Yds	Avg	Lg	TD	No	FC	Yds	Avg	Lg	TD
2011	Oakland	2	37	18.5	20	0	25	7	216	8.6	34	0
2012	Oakland	0	0	-	-	0	9	4	32	3.6	19	0
NFL totals		2	37	18.5	20	0	34	11	248	7.3	34	0

ADDITIONAL STATISTICS: Miscellaneous tackles -- 4 in 2011, 3 in 2012; NFL totals: 7. Fumbles-lost: 1-0 in 2011, 3-0 in 2012; NFL totals: 4-0.

SINGLE-GAME HIGHS & CAREER MILESTONES: RECEIVING: Receptions -- 5, six times; last: at Car., 12/23/12. Yards -- 146, at Buf., 9/18/11. Long -- 78, vs. SD, 1/1/12. Touchdowns -- 2, at SD, 11/10/11. RUSHING: Attempts -- 1, five times; last: vs. SD, 1/1/12. Yards -- 25, at Buf., 9/18/11. Long -- 25, at Buf., 9/18/11. Touchdowns -- 1, vs. NYJ, 9/25/11. KICKOFF RETURNS: Returns -- 1, twice, last: vs. Det., 12/18/11. Yards -- 20, at Min., 11/20/11. Long -- 20, at Min., 11/20/11. PUNT RETURNS: Returns -- 4, three times; last: vs. Den., 11/6/11. Yards -- 43, vs. Den., 11/6/11. Long -- 34, at Min., 11/20/11. NFL debut: at Den., 9/12/11. First NFL start: at Buf., 9/18/11. First NFL reception: at Buf., 9/18/11 (20 yards, J.Campbell). First NFL touchdown: at Buf., 9/18/11 (50 yards, J. Campbell).

DENARIUS MOORE GAME-BY-GAME

2011, OAKLAND


Date	Opp	GP	GS	No	Yds	Avg	Lg	TD
09/12	at Den-W	1	0	0	0	-	-	0
09/18	at Buf-L	1	1	5	146	29.2	50	1
09/25	NYJ-W	1	1	4	34	8.5	13	0
10/02	NE-L	1	1	3	19	6.3	7	1
10/09	at Hou-W	1	1	0	0	-	-	0
10/16	Cle-W	1	1	1	9	9.0	9	0
10/23	KC-L	1	1	1	4	4.0	4	0
11/06	Den-L	1	1	4	61	15.3	24	0
11/10	at SD-W	1	0	5	123	24.6	46	2
11/20	at Min-W	1	1	1	14	14.0	14	0
11/27	Chi-W				(inactive -- foot)			
12/04	at Mia-W				(inactive -- foot)			
12/11	at GB-L				(inactive -- foot)			
12/18	Det-L	1	0	2	13	6.5	13	0
12/24	at KC-W	1	1	4	94	23.5	61	1
01/01	SD-L	1	1	3	101	33.7	78	0
11 TOTALS		13	10	33	618	18.7	78	5

2012, OAKLAND

Date	Opp	GP	GS	No	Yds	Avg	Lg	TD
09/10	SD-L				(inactive -- hamstring)			
09/16	at Mia-L	1	1	3	67	22.3	31	0
09/23	Pit-W	1	1	5	45	9.0	18	1
09/30	at Den-L	1	1	4	71	17.8	37	0
10/14	at Atl-L	1	1	5	104	20.8	49	1
10/21	Jac-W	1	1	4	36	9.0	17	1
10/28	at KC-W	1	1	5	96	19.2	58	1
11/04	TB-L	1	1	4	66	16.5	26	0
11/11	at Bal-L	1	1	4	90	22.5	38	1
11/18	NO-L	1	1	1	9	9.0	9	0
11/25	at Cin-L	1	1	1	20	20.0	20	1
12/02	Cle-L	1	1	2	31	15.5	20	0
12/06	Den-L	1	1	4	43	10.8	15	0
12/16	KC-W	1	1	5	46	9.2	18	0
12/23	at Car-L	1	1	3	12	4.0	7	0
12/30	at SD-L	1	1	1	5	5.0	5	1
12 TOTALS		15	15	51	741	14.5	58	7



38



Cory NELMS

DEFENSIVE BACK | MIAMI

HT. 6-1

WT. 191

Born: 2/27/88

First NFL season

First Raiders Season

Acquired: FA-12

High School: Neptune (Neptune, N.J.)

Signed by San Francisco 49ers as non-drafted free agent, July 28, 2011...Waived by 49ers, Sept. 3, 2011...Re-signed by 49ers to practice squad, Sept. 5, 2011...Re-signed by 49ers as reserve/future free agent, Jan. 24, 2012...Waived by 49ers, Aug. 27, 2012...Signed by Oakland Raiders to practice squad, Nov. 15, 2012...Signed by Raiders to active roster, Dec. 29, 2012.

2012: Played in one game, the season-finale, exclusively on special teams... One of few players in NFL history that never started a college contest, played in one game for the Raiders...A track standout, walked on at Miami (Fla.) his junior season, earned a scholarship as a senior, then played as a key reserve in the 'Canes secondary as a graduate student...Promoted to the active roster on Dec. 29, the day before the season finale, had spent the previous six weeks on the practice squad...Originally signed a practice-squad contract on Nov. 15...Spent 2012 training camp with the San Francisco 49ers, where he'd spent the entire 2011 season as a practice-squad player...(12/30) at SD: Played on special teams in his NFL debut.

COLLEGE: Was a track standout at Miami and did not play a single football game in college until he walked onto the Hurricanes 11th ranked team his senior year...Recorded one tackle in his only appearance on a college football field...Earned All-ACC honors for his third place finishes in both the 110-meter hurdles (14.23) and the 400-meter hurdles with a personal-best 51.43 in 2008...His personal-best time in the 110-meter hurdles of 13.89 came at the Georgia Tech Invitational, where he finished first... Reached the NCAA Regional Qualifying time of 14.30 or better on seven occasions... A member of the sprint medley relay that set school-record at the Penn Relays (3:17.80)... During the indoor season, ran the 55-meter hurdles only once, with a time of 7.76 at the

AT A GLANCE

- Was a track standout at Miami, winning hurdles in the 60-meter indoor (2009) and 110-meter outdoor (2010) at the Atlantic Coast Conference championships.
- Walked on to the Hurricanes 11th-ranked football team his senior year.

Tom Jones Memorial in Gainesville, Fla... In five attempts in the indoor season, recorded his best-time in the 60-meter hurdles in the preliminary heat at the ACC Indoor Championships at 7.98, he placed sixth in the finals with a time of 8.05... Ran a leg for the distance medley relay team that broke the school indoor record (10:05.53) at the Virginia Tech Elite Invitational.

PERSONAL: Recorded a season-best time of 7.40 seconds in the 55-meter hurdles at the 2006 Eastern Sates Championships while at Neptune High in Neptune, N.J. ... Registered a season-best mark of 7.90 seconds in the 60-meter hurdles at the 2006 National Scholastic Indoor Championship...named indoor and outdoor first team All Shore Conference as a senior... 2005 national runner up in the 60-meter hurdles (8.16)... Posted a time of 6.59 in the 55m at the Coca-Cola Classic...Majored in exercise physiology.

CORY NELMS' NFL STATISTICS

Year	Team	GP	TACKLES						INTERCEPTIONS					FUMBLES				
			GS	Tot	Solo	Asst	Sk	Yds	No	Yds	Lg	TD	PD	FF	FR	Yds		
2011	San Francisco																	
2012	Oakland	1	0	0	0	0	0.0	0.0	0	0	0	0	0	0	0	0	0	0

CAREER MILESTONES: NFL debut: at SD, 12/30/12.

CORY NELMS GAME-BY-GAME

2012, OAKLAND

Date	Opp	GP	GS	Tot	So	As	Sk	Yd	Int	Yd	Lg	TD	PD	FF	FR
11/18	NO-L														
11/25	at Cin-L														
12/02	Cle-L														
12/06	Den-L														
12/16	KC-W														
12/23	at Car-L														
12/30	at SD-L	1	0	0	0	0	0.0	0.0	0	0	0	0	0	0	0
12 TOTALS		1	0	0	0	0	0.0	0.0	0	0	0	0	0	0	0




76

Lucas NIX

OFFENSIVE LINE | PITTSBURGH

HT: 6-5 WT: 320
 Born: 9/28/89
 Acquired: FA-'12

Second NFL season
 Second Raiders Season
 High School: Jefferson (Jefferson Hills, Pa.)



Signed by Raiders as non-drafted free agent, May 4, 2012.

2012: Inactive for the season's first 15 games, played in one contest, the season-finale...Saw action on 26 offensive snaps...One of two undrafted rookies (Rod Streater) to make the Raiders' season-opening roster, played in all four preseason games...An under-the-radar prospect, signed by Raiders after an injury shortened his senior year...(12/30) at SD: Made his NFL debut, getting 26 plays at right guard while alternating with fellow rookie Tony Bergstrom; helped protect Terrelle Pryor in his first NFL game, shutting out a Chargers defense that had piled up 11 sacks the week before.

COLLEGE: Played four years at Pittsburgh, seeing action in 40 career games with 33 starts...Made starts at both guard and tackle during collegiate career...Started eight contests as a senior...Made five starts at right guard before suffering an injury and missing five games...As a junior, played in 13 contests with 12 starts...Started first three games of the season at right tackle before shifting to right guard...As a sophomore, started all 13 games at right tackle...Part of a line that helped Dion Lewis rush for 1,799 yards, the second-highest single-season total in program history...Played in six games as a reserve during freshman season...Studied administration of justice.

AT A GLANCE

- Played four years at Pittsburgh, seeing action in 40 career games with 33 starts.
- One of two undrafted rookies to make the Raiders' season-opening roster in 2012 and played in all four preseason games.
- Made NFL debut in 2012 season finale.


PERSONAL: Attended Thomas Jefferson High School in Jefferson Hills, Pa. ...Earned Parade All-America, PrepStar Dream Team and SuperPrep All-America honors...Selected to play in 2008 U.S. Army All-American Bowl...Rated one of the top 50 players in the country by PrepStar (No. 22), Scout (No. 28), Rivals (No. 39) and SuperPrep (No. 43)...A two-time first-team Associated Press all-state selection, was rated Pennsylvania's No. 3 overall prospect by Rivals, Scout and Keystone Recruiting...Ranked as the No. 5 overall prospect on Scout's East Top-100 list...Pittsburgh Post-Gazette WPIAL Class AAA Player of the Year...As a senior defensive lineman, compiled 67 tackles, four sacks and two fumble recoveries, one for a touchdown...Led team to a 16-0 record in final year and helped program to a 55-5 record in four varsity seasons...Selected to play in the Big 33 Football Classic...Also lettered in basketball.

LUCAS NIX'S GAMES PLAYED/STARTED

Year	Team	GP	GS
2012	Oakland	1	0

CAREER MILESTONES: NFL debut: at SD, 12/30/12.





Jamize OLAWALE

FULLBACK/RUNNING BACK | NORTH TEXAS

HT. 6-1

WT. 240

Born: 4/17/89

Acquired: FA-'12

Second NFL season

First Raiders Season

High School: Long Beach Poly (Long Beach, Calif.)

Signed by Dallas Cowboys as non-drafted free agent, May 14, 2012...Waived by Cowboys, Aug. 31, 2012...Re-signed by Cowboys to practice squad, Sept. 1, 2012...Signed by Oakland Raiders from Cowboys practice squad, Dec. 4, 2012.

2012: Played in three games, seeing action on four offensive snaps per contest (12 total plays)...Signed to the 53-man roster from the Dallas Cowboys practice squad Dec. 4...(12/6) vs. Den.: Inactive...(12/16) vs. KC: Made his NFL debut on the opening kickoff, then played several snaps as a fullback.

COLLEGE: Played two years at North Texas, seeing action in 19 games as a wide receiver...Recorded eight receptions for 88 yards...As a senior, caught two passes for 9 yards, while helping team rush for 1,829 yards...As a junior, played in 11 games and totaled six catches for 79 yards...Had a 30-yard catch on a third-down pass that set up a touchdown vs. Kansas State...Recorded two receptions for 22 yards vs. Louisiana-Lafayette...Played two seasons at El Camino Junior College, the same school that Raiders FB Marcel Reece attended, in Torrance, Calif. ...As a sophomore, had 11 catches for 276 yards and three touchdowns, including an 80-yard grab, helping the team to a conference title...As a freshman, totaled four receptions for 59 yards in four games.

PERSONAL: Name is pronounced juh-MAZE oh-lah-WALL-ee...He and his wife, Brittany, have a son, Demetrius, and a daughter, Laden...One of several San Francisco natives on the Oakland roster, including DE Lamarr Houston and RB Taiwan Jones...Brother, Millicent, played at De La Salle High School

AT A GLANCE

- Name is pronounced juh-MAZE oh-lah-WALL-ee.
- Signed off the Cowboys' practice squad to Oakland's 53-man roster late in his 2012 rookie season.
- Played wide receiver at North Texas.
- One of several San Francisco natives on the Oakland roster, including DE Lamarr Houston and RB Taiwan Jones.

in the Bay Area and started at quarterback for Columbia...Father, Benjamin, was an athlete at the University of San Francisco...Attended three total high schools in Northern and Southern California...Finished as a standout performer at Long Beach (Calif.) Poly High School, where he played with Raiders WR Travionte Session...Also prepped at De La Salle High School in Concord, Calif., and St. Ignatius Prep in San Francisco...Visited the Oakland Children's Hospital in April 2013.

JAMIZE OLAWALE'S NFL STATISTICS

Year	Team	GP	GS	RUSHING					TD	RECEIVING				
				Att	Yds	Avg	Lg	No		Yds	Avg	Lg	TD	
2012	Oakland	3	0	0	0	-	-	0	0	0	-	-	0	

CAREER MILESTONES: NFL debut: vs. KC, 12/16/12.

JAMIZE OLAWALE GAME-BY-GAME

2012, OAKLAND		RUSHING							RECEIVING					Total Offense
Date	Opp	GP	GS	Att	Yds	Avg	Lg	TD	No	Yds	Avg	Lg	TD	
12/06	Den-L		(inactive)											
12/16	KC-W	1	0	0	0	-	-	0	0	0	-	-	0	0
12/23	at Car-L	1	0	0	0	-	-	0	0	0	-	-	0	0
12/30	at SD-L	1	0	0	0	-	-	0	0	0	-	-	0	0
12 TOTALS		3	0	0	0	-	-	0	0	0	-	-	0	0





Alex PARSONS

CENTER/GUARD | USC

HT: 6-4 WT: 316
 Born: 9/14/87
 Acquired: FA-'10

Second NFL season
 Second Raiders Season
 High School: Woodbridge (Irvine, Calif.)

Signed by Raiders as non-drafted free agent, April 30, 2010...Waived by Raiders, Sept. 4, 2010...Re-signed by Raiders to practice squad, Sept. 6, 2010... Re-signed by Raiders as reserve/future free agent, Jan. 4, 2011...Waived by Raiders, Sept. 3, 2011...Re-signed by Raiders to practice squad, Sept. 5, 2011...Re-signed by Raiders as reserve/future free agent, Jan. 3, 2012.

CAREER: Capitalized on a 2012 offseason opportunity, with starter Stefan Wisniewski sidelined by shoulder and calf injuries, to not only play in his first NFL game, but start it...Became the Raiders' sixth opening-day starting center in six seasons (2007-12) when replaced Wisniewski to kick off 2012...Actually enters his fourth Raiders training camp, having spent his first two years (2010-11) on the Oakland practice squad after signing with the team as a non-drafted free agent in 2010.

2012: Played in all 16 games, with one start...Played 120 total offensive snaps...Spent the entire spring taking reps with the first-team offense with starter Stefan Wisniewski recovering from shoulder surgery, then took all but one first-team series during the preseason after Wisniewski left after one possession in the opener vs. Dallas (8/13) with a calf injury ... (9/10) vs. SD: In NFL debut, started at center, in place of an injured Wisniewski... Sustained a shoulder injury...(9/16) at Mia: Limited in practice, did not start but played on special teams...(10/14) at Atl.: Replaced an injured Mike Brisiel (concussion) at right guard late in the second half and played the balance of the game, helping Oakland in a valiant effort against undefeated Falcons.

2011: Waived in the Raiders' final preseason roster reduction, re-signed two days later to the team's practice squad, where he spent all 17 weeks.

2010: Waived in the Raiders' final preseason roster reduction, re-signed two days later to the team's practice squad, where he spent all 17 weeks.

COLLEGE: Started 21 straight games during junior and senior seasons at USC...Saw action at right guard as a senior, starting the first 11 games ... Moved into the lineup as a junior, making 10 straight starts at right guard after serving as a backup in the first three games...Also a key contributor on special teams...Moved from defensive tackle to offensive tackle prior to sophomore season...Saw action in all 13 games on special teams and limited action on the offensive line...Appeared in 13 games on special teams and at defensive tackle as a freshman...Sociology major.

AT A GLANCE

- After two years on the Raiders' practice squad, started at center for Oakland in his NFL debut, the 2012 season-opener, and played in all 16 contests.
- Played mostly guard and offensive tackle in college at USC, after beginning as a Trojans defensive tackle.
- Also involved in United We Jam, an independent record label and clothing brand.


PERSONAL: Brother, B.Jay, was a defensive end at both Kentucky and Saddleback College...Attended Woodbridge High School in Irvine, Calif. ...Named SuperPrep All-America, PrepStar All-America and Long Beach Press-Telegram Best in the West honorable mention...Also named Orange County Register Fab-15, Cal-Hi Sports all-state and Orange County Register All-Orange County...First-team All-Seaview League as a senior defensive lineman, linebacker, tight end and offensive lineman...Also lettered in lacrosse...Community involvement: Represented the Raiders at the Gatorade Junior Training Camp in San Leandro, Calif., in November 2012... Married to Blair.

ALEX PARSONS' GAMES PLAYED/STARTED

Year	Team	GP	GS
2012	Oakland.....	16	1

CAREER MILESTONES: NFL debut: vs. SD, 9/10/12. First NFL start: vs. SD, 9/10/12.





Tracy PORTER

CORNERBACK | INDIANA

HT. 5-11

WT. 188

Born: 8/11/86

Acquired: UFA-13 (Den.)

Sixth NFL season

First Raiders Season

High School: Port Allen (Port Allen, La.)

Selected by New Orleans Saints in second round (40th overall) of 2008 NFL Draft, April 26, 2008...Signed first contract, July 26, 2008...Placed on injured reserve (wrist), Oct. 7, 2008...Signed by Denver Broncos as unrestricted free agent, March 23, 2012...Signed by Oakland Raiders as unrestricted free agent, April 3, 2013.

CAREER: Entered the league as the Saints' second-round selection in the 2008 draft, taken 40th overall, 15 picks after new teammate Mike Jenkins...In 49 regular season games (43 starts), has 50 passes defended and eight interceptions...Spent his first four years with New Orleans, helping the team to three straight playoff berths, a 37-11 regular-season record and a world championship during his three years (2009-11) as a Saints starting CB...Signed with Denver as an unrestricted free agent prior to the 2012 campaign...Has a penchant for late-game heroics, having sealed three career contests, including Super Bowl XLIV against Peyton Manning and the Colts, with a pick-six; all of those touchdowns have occurred in the final 3:30 of games, with his team leading by one score or less...Also returned picks for late TDs in a 2009 Saints win at Miami, and a season-opening 2012 win vs. Pittsburgh, with Denver...In fact, no other NFL player has more fourth-quarter interceptions returned for touchdowns from 2009-12...What's more, nine of his 10 combined regular-season and playoff interceptions have come in the fourth quarter...Résumé includes a fourth-quarter INT of Minnesota's Brett Favre in the 2009 NFC Championship; the take-away sent the game to overtime and preserved New Orleans' road to a Super Bowl title...Enters 2013 as one of just 10 NFL players with at least one interception in each of the last five seasons (2008-12), joining Sheldon Brown (Phi-Cle.), Tarell Brown (SF), Ryan Clark (Pit.), Tim Jennings (Ind-Chi.), Richard Marshall (Car-Ari-Mia.), Terence Newman (Dal.-Cin.), Troy Polamalu (Pit.), Tramon Williams (GB) and Will Witherspoon (StL-Phi-Ten).

2012: Played in six games with four starts, registering 21 tackles (16 solo) and six passes defended, including an interception he returned 43 yards for a touchdown...Started four of the first five games, all at right corner, before an illness sidelined him for nine straight contests...Returned to play in a Week 16 game, but sustained a concussion and missed the final three contests, including the team's playoff loss vs. Baltimore...(9/9) vs. Pit.: In his Denver debut, garnered AFC Defensive Player of the Week honors after icing Denver's Game 1 triumph, picking off Ben Roethlisberger and scoring on a 43-yard return; also tied for second on the team's single-game franchise list by matching a career high with five passes defended...Initially suffered a seizure during the preseason, and began feeling symptoms apparently related to the incident prior to Denver's Week 6 game at San Diego.

2011: Started 11 of 14 games in his final campaign with the Saints, helping the team to its second 13-3 division-winning season in three years, and a third straight playoff berth...Totaled 63 tackles (54 solo), one interception, eight passes defended, two forced fumbles and one fumble recovery...Also started both postseason games...(11/13) at Atl.: Forced a Michael Turner fumble, which flew out of bounds, in the third quarter...(11/28) at NYG: Racked up a career-high 14 tackles (11 solo), one on which he forced a third-quarter fumble recovered by New Orleans to set up a Saints touchdown two plays later...(12/4) vs. Det.: Essentially sealed a 31-17 win by intercepting Matthew Stafford with just under three minutes remaining.

2010: Had 63 tackles (48 solo) in 12 games, all starts, as well as one interception, nine passes defended and one fumble recovery, helping New Orleans to the postseason...Additionally, returned punts (two attempts,

AT A GLANCE

- Reunites with his former New Orleans position coach, Dennis Allen, after one year in Denver and four with the Saints, where he started six postseason games.
- Three times in his career, all in the final 3:30 of a game with his team leading by one score or less, has returned an interception for a game-sealing touchdown, including a pick-six against Peyton Manning to ice Super Bowl XLIV.
- Nine of his 10 combined regular-season and playoff interceptions have come in the fourth quarter.
- One of just 10 NFL players with at least one interception in each of the last five seasons.
- Authored his best career season to date, 2009, for a Super Bowl-winning Saints squad with Allen as his position coach; saved his best two efforts that year for the NFC Championship and Super Bowl, playing monster roles in each win.
- In college at Indiana, became first player in program history to return an interception, fumble and punt for a touchdown.
- A QB in high school, played just two seasons of football at Port Allen (La.) High School in his hometown, which temporarily renamed itself Porter Allen, La., then named a street in his honor following Super Bowl XLIV.

6 yards) for the first time since college...Underwent knee surgery and missed Games 5-8 before returning to the lineup...(9/20) at SF: Preserved a fourth-quarter Saints lead in eventual 25-22 win on Monday Night Football by intercepting Alex Smith at the New Orleans 10-yard line.

2009: Helped Saints to a Super Bowl XLIV triumph, starting 11 of 12 games played during the regular season and all three in the postseason...Recorded 69 tackles (50 solo), four interceptions and two forced fumbles to assist team to NFC South title, then added 19 stops (15 solo), another forced fumble and two more INTs in the postseason...Overcame a knee injury that forced him out of four games from Nov. 22-Dec. 13...(9/20) at Phi.: Intercepted Kevin Kolb deep in Saints territory on the final play of the game...(10/18) vs. NYG: Broke up three passes...(10/25) at Mia.: Established an early career best by breaking up five Chad Henne passes, one that forced a second-quarter punt and another in the third quarter tipped into the arms of teammate Darren Sharper en route to a 42-yard touchdown return...Returned an interception of his own for a TD, the first of his career, with 1:53 remaining in a 40-34 game to put the game out of reach...(11/2) vs. Atl.: Picked off a pass in a second straight game, intercepting Matt Ryan in the fourth quarter to set up a TD, the Saints' final points in a 35-27 Monday night triumph...(12/27) vs. TB: Intercepted Josh Freeman in the Saints' end zone to extinguish a third-quarter threat...(1/24/10) vs. Min.: Played a key role in two fourth-quarter takeaways, helping send the NFC Championship to overtime and sustain New Orleans' path to a Super Bowl triumph...First, with Vikings driving for game-tying touchdown, forced a Bernard Berrian fumble, recovered by Jonathan Vilma, at the Saints' 10-yard line; then, with Minnesota in range for a game-winning FG, intercepted Brett Favre with 19 seconds left at the Saints' 22-yard line (New Orleans



won the toss and never gave Vikings another possession)...(2/7/10) vs. Ind.: Sealed the Saints' Super Bowl XLIV win by returning a Peyton Manning interception 74 yards for a touchdown with 3:12 remaining, the Saints' final score in a 31-17 victory.

2008: Started the Saints' first five games before a wrist injury landed him on injured reserve, truncating his rookie season...Finished with 32 tackles (26 solo), including his first career sack; also posted one interception among six passes defended...(9/7) vs. TB: Made his NFL debut, starting the season-opener, and broke up a pair of passes...(9/28) vs. SF: Helped Saints to 31-17 win, posting his first NFL sack and interception in the same contest, with two passes defended...Sacked J.T. O'Sullivan late in the first half, then picked him off in the Saints' end zone with just under 10 minutes remaining in the game...(10/6) vs. Min.: Dislocated his wrist and did not return...Placed on injured reserve Oct. 7.

COLLEGE: Started 43 career games and graduated with 16 interceptions, second in IU history behind Tim Wilbur (19, 1978-82), and racked up a school-record 413 interception-return yards...Also finished with 212 tack-

les (175 solo), two forced fumbles and four fumble recoveries...Additionally, returned 35 punts for 477 yards (13.6 avg.), with one TD, becoming the first player in program history to score on a punt, fumble recovery and interception return...A first-team All-Big Ten performer as a senior in 2007, started every game and posted 83 tackles (63 total), with six INTs...Majored in recreational sports management.

PERSONAL: Married to Devyn, has two children, Samari and Synai...Played only two years of prep football at Port Allen (La.) High School, lining up at quarterback, running back, wide receiver and cornerback...Earned first-team all-district and all-state recognition as a senior DB, with 11 interceptions, two returned for TDs...Also lettered in basketball and track... Following Super Bowl XLIV, hometown temporarily renamed itself Porter Allen, La., then named a street in his honor.

TRACY PORTER'S NFL STATISTICS

Year	Team	TACKLES							INTERCEPTIONS					FUMBLES		
		GP	GS	Tot	Solo	Asst	Sk	Yds	No	Yds	Lg	TD	PD	FF	FR	Yds
2008	New Orleans	5	5	32	26	6	1.0	8.0	1	25	25	0	6	0	0	0
2009	New Orleans	12	11	69	50	19	0.0	0.0	4	72	54	1	20	2	0	0
2010	New Orleans	12	12	63	48	15	0.0	0.0	1	5	5	0	9	0	1	2
2011	New Orleans	14	11	63	54	9	0.0	0.0	1	-7	-7	0	8	2	1	0
2012	Denver	6	4	21	16	5	0.0	0.0	1	43	43	1	6	0	0	0
NFL totals (five years)		49	43	248	194	54	1.0	8.0	8	138	54	2	49	4	2	2
PLAYOFFS																
2009	New Orleans	3	3	19	15	4	0.0	0.0	2	100	74	1	3	1	0	0
2010	New Orleans	1	1	4	3	1	0.0	0.0	0	0	0	0	0	0	0	0
2011	New Orleans	2	2	11	10	1	0.0	0.0	0	0	0	0	1	0	0	0
Postseason		6	6	34	28	6	0.0	0.0	2	100	74	1	4	1	0	0

ADDITIONAL STATISTICS: Touchdowns (3): at Mia., 10/25/09, 54-yard interception return, with Saints; Super Bowl XLIV vs. Ind., 2/7/10, 74-yard interception return, with Saints; vs. Pit., 9/9/12, 43-yard interception return, with Broncos. Career interceptions: Brett Favre (postseason), Josh Freeman, Chad Henne, Kevin Kolb, Peyton Manning (postseason), J.T. O'Sullivan, Ben Roethlisberger, Matt Ryan, Alex Smith, Matthew Stafford.

SINGLE-GAME HIGHS & CAREER MILESTONES: TACKLES: Total - 14, vs. NYG, 11/28/11, with Saints; Solo - 11, vs. NYG, 11/28/11, with Saints. INTERCEPTIONS: 1, eight times; last: vs. Pit., 9/9/12, with Broncos. PASSES DEFENDED: 5, twice; last: vs. Pit., 9/9/12, with Broncos. NFL debut: vs. TB, 9/7/08, with Saints. First NFL start: vs. TB, 9/7/08, with Saints. First NFL interception: vs. SF, 9/28/08, with Saints (J.O'Sullivan).

TRACY PORTER GAME-BY-GAME

2008, NEW ORLEANS

Date	Opp	GP	GS	Tot	So	As	Sk	Yd	Int	Yd	Lg	TD	PD	FF	FR	FF	FR
09/07	TB-W	1	1	6	3	3	0.0	0.0	0	0	0	0	2	0	0	0	0
09/14	at Was-L	1	1	9	8	1	0.0	0.0	0	0	0	0	0	0	0	0	0
09/21	at Den-L	1	1	10	9	1	0.0	0.0	0	0	0	0	0	0	0	0	0
09/28	SF-W	1	1	4	4	0	1.0	8.0	1	25	25	0	2	0	0	0	0
10/06	Min-L	1	1	3	2	1	0.0	0.0	0	0	0	0	2	0	0	0	0
10/12	Oak-W	(injured reserve -- wrist)															
08 TOTALS		5	5	32	26	6	1.0	8.0	1	25	25	0	6	0	0	0	0

2009, NEW ORLEANS

Date	Opp	GP	GS	Tot	So	As	Sk	Yd	Int	Yd	Lg	TD	PD	FF	FR	FF	FR
09/13	Det-W	1	1	5	4	1	0.0	0.0	0	0	0	0	1	0	0	0	0
09/20	at Phi-W	1	1	4	2	2	0.0	0.0	1	0	0	0	2	0	0	0	0
09/27	at Buf-W	1	1	7	4	3	0.0	0.0	0	0	0	0	1	0	0	0	0
10/04	NYJ-W	1	1	5	4	1	0.0	0.0	0	0	0	0	0	0	0	0	0
10/18	NYG-W	1	1	6	4	2	0.0	0.0	0	0	0	0	3	0	0	0	0
10/25	at Mia-W	1	1	8	5	3	0.0	0.0	1	54	54	1	5	0	0	0	0
11/02	Atl-W	1	1	8	6	2	0.0	0.0	1	18	18	0	2	0	0	0	0
11/08	Car-W	1	1	6	5	1	0.0	0.0	0	0	0	0	2	0	0	0	0
11/15	at StL-W	1	1	4	3	1	0.0	0.0	0	0	0	0	0	0	0	0	0
11/22	at TB-W	(inactive)															
11/30	NE-W	(inactive)															
12/06	at Was-W	(inactive)															
12/13	at Atl-W	(inactive)															
12/19	Dal-L	1	0	5	4	1	0.0	0.0	0	0	0	0	4	0	0	0	0
12/27	TB-L	1	1	8	7	1	0.0	0.0	1	0	0	0	1	0	0	0	0
01/03	at Car-L	1	1	3	2	1	0.0	0.0	0	0	0	0	1	0	0	0	0
09 TOTALS		12	11	69	50	19	0.0	0.0	4	72	72	1	20	2	0	0	0



2010, NEW ORLEANS

Date	Opp	GP	GS	Tot	So	As	Sk	Yd	Int	Yd	Lg	TD	PD	FF	FR
09/09	Min-W	1	1	6	4	2	0.0	0.0	0	0	0	0	1	0	0
09/20	at SF-W	1	1	6	3	3	0.0	0.0	1	5	0	0	2	0	0
09/26	Atl-L	1	1	3	2	1	0.0	0.0	0	0	0	0	0	0	0
10/03	Car-W	1	1	2	2	0	0.0	0.0	0	0	0	0	1	0	0
10/10	at Ari-L	(inactive)													
10/17	at TB-W	(inactive)													
10/24	Cle-L	(inactive)													
10/31	Pit-W	(inactive)													
11/07	at Car-W	1	1	3	2	1	0.0	0.0	0	0	0	0	1	0	0
11/21	Sea-W	1	1	7	7	0	0.0	0.0	0	0	0	0	1	0	0
11/25	at Dal-W	1	1	6	4	2	0.0	0.0	0	0	0	0	0	0	1
12/05	at Cin-W	1	1	9	8	1	0.0	0.0	0	0	0	0	1	0	0
12/12	StL-L	1	1	4	3	1	0.0	0.0	0	0	0	0	0	0	0
12/19	at Bal-L	1	1	4	2	2	0.0	0.0	0	0	0	0	1	0	0
12/27	at Atl-W	1	1	5	5	0	0.0	0.0	0	0	0	0	0	0	0
01/02	TB-L	1	1	8	6	2	0.0	0.0	0	0	0	0	1	0	0
10 TOTALS	12	12	12	63	48	15	0.0	0.0	1	5	0	0	9	0	1
01/08	at Sea-L1	1	1	4	3	1	0.0	0.0	0	0	0	0	0	0	0

1AFC Wild Card playoff

2011, NEW ORLEANS

Date	Opp	GP	GS	Tot	So	As	Sk	Yd	Int	Yd	Lg	TD	PD	FF	FR
09/08	at GB-L	1	1	5	4	1	0.0	0.0	0	0	0	0	0	0	0
09/18	Chi-W	(inactive)													
09/25	Hou-W	(inactive)													
10/02	at Jac-W	1	0	2	2	0	0.0	0.0	0	0	0	0	2	0	0
10/09	at Car-W	1	0	2	2	0	0.0	0.0	0	0	0	0	1	0	0
10/16	at TB-L	1	1	4	4	0	0.0	0.0	0	0	0	0	0	0	0
10/23	Ind-W	1	1	3	3	0	0.0	0.0	0	0	0	0	1	0	0
10/30	at StL-L	1	1	6	5	1	0.0	0.0	0	0	0	0	0	0	0
11/06	TB-W	1	1	0	0	0	0.0	0.0	0	0	0	0	1	0	0
11/13	at Atl-W	1	1	7	5	2	0.0	0.0	0	0	0	0	0	1	0
11/28	NYG-W	1	14	11	3	0.0	0.0	0	0	0	0	1	1	0	0
12/04	Det-W	1	1	9	8	1	0.0	0.0	1	-7	-7	0	1	0	0
12/11	at Ten-W	1	1	3	3	0	0.0	0.0	0	0	0	0	1	0	0
12/18	at Min-W	1	0	0	0	0	0.0	0.0	0	0	0	0	0	0	0
12/26	Atl-W	1	1	3	2	1	0.0	0.0	0	0	0	0	1	0	0
01/01	Car-W	1	1	5	5	0	0.0	0.0	0	0	0	0	0	0	1
11 TOTALS	14	11	63	54	9	0.0	0.0	1	-7	-7	0	9	2	1	1
01/07	Det-W	1	1	7	6	1	0.0	0.0	0	0	0	0	0	0	0
01/14	at SF-L2	1	1	4	4	0	0.0	0.0	0	0	0	0	1	0	0

1AFC Wild Card playoff; 2 NFC Divisional playoff

2012, DENVER

Date	Opp	GP	GS	Tot	So	As	Sk	Yd	Int	Yd	Lg	TD	PD	FF	FR
09/09	Pit-W	1	1	8	8	0	0.0	0.0	1	43	43	1	5	0	0
09/17	at Atl-L	1	0	3	2	1	0.0	0.0	0	0	0	0	1	0	0
09/23	Hou-L	1	1	3	2	1	0.0	0.0	0	0	0	0	0	0	0
09/30	Oak-W	1	1	1	1	0	0.0	0.0	0	0	0	0	0	0	0
10/07	at NE-L	1	1	6	3	3	0.0	0.0	0	0	0	0	0	0	0
10/15	at SD-W	(inactive)													
10/28	NO-W	(inactive)													
11/04	at Cin-W	(inactive)													
11/11	at Car-W	(inactive)													
11/18	SD-W	(inactive)													
11/25	at KC-W	(inactive)													
12/02	TB-W	(inactive)													
12/06	at Oak-W	(inactive)													
12/16	at Bal-W	(inactive)													
12/23	Cle-W	1	0	0	0	0	0.0	0.0	0	0	0	0	0	0	0
12/30	KC-W	(inactive)													
12 TOTALS	6	4	21	16	5	0.0	0.0	1	43	43	1	6	0	0	0
01/12	Bal-L1	(inactive)													

1AFC Divisional playoff

Terrelle PRYOR



QUARTERBACK | OHIO STATE

HT. 6-4 WT. 233
 Born: 6/20/89
 Acquired: S3-'11

Third NFL season
 Third Raiders Season
 High School: Jeanette (Jeanette, Pa.)

Selected after junior season by Oakland Raiders in 2011 NFL Supplemental Draft, Aug. 22, 2011...Signed first contract, Aug. 26, 2011...Placed on reserved/suspended by commissioner, Sept. 3, 2011...Reinstated by commissioner, Oct. 10, 2011...Returned to active roster, Oct. 17, 2011.

CAREER: Extremely athletic and talented youngster, enters third pro season...Had opportunity to start final regular season contest of 2012...Saw first significant action in 2012.

2012: Played in three games, with one start; inactive for first 11 games, and dressed but did not play in two contests...In 69 total offensive plays, completed 14 of 30 passes (46.7 percent) for 155 yards, with two touchdowns and one interception, a 70.8 passer rating...Also ran for 51 yards on 10 carries (5.1 avg.), with one touchdown, and caught one pass for 22 yards...Had to overcome personal tragedy entering camp, having lost both his life-long mentor Ted Sarniak III (July 20) and father Craig (July 26) just days apart...(12/2) vs. Cle.: Dressed but did not play...(12/16) vs. KC: After a false-start penalty erased his lone 2011 play, took his first official snaps, getting one series at the beginning of the second quarter...Threw an incomplete as part of a three-and-out...(12/23) at Car.: Saw action on three snaps, including a first-possession razzle-dazzle in which he took a direct snap, threw a lateral to a split-wide Carson Palmer, then caught a 22-yard pass from the QB; broke a Luke Kuechly tackle just after catching the pass...On a QB draw in the third quarter, picked up 2 yards from the Carolina 9, his first career carry, then recorded his first career completion, hitting Marcel Reece in the flat for 5 yards inside the Carolina 10...(12/30) at SD: With Carson Palmer (ribs, lung) inactive, made his first NFL start, and first since leading Ohio State to a 31-26 win over Arkansas in the Sugar Bowl, Jan. 4, 2011...In a 24-21 loss, put the Raiders on the board with his first TD pass, a 9-yard fade in the corner of the end zone to Dariusz Heyward-Bey on third down, capping a 12-play, 80-yard drive that milked seven minutes off the first-half clock...Then, led the Raiders 76 yards in eight plays, finishing the drive with a 3-yard touchdown run...Got the Raiders to within a field goal by connecting with Denarius Moore with less than two minutes remaining.

2011: Played one snap as a rookie...Inactive for four games...Did not play in five games...(10/23) vs. KC: On only play, lined up as a WR, ran in motion, then took the snap to attempt a QB sneak, but officials called him for a false start, nullifying the play.

COLLEGE: Led Ohio State to a 31-4 record as a starter...Totaled 57 career TD passes to tie Bobby Hoying for most all-time at Ohio State...Accounted for 76 career TDs (57 passing, 17 rushing, two receiving)...Completed 477-of-783 passes (60.9 percent) for 6,177 yards...Rushed for 2,164 yards on 436 carries (5.0 avg.)...As a 2010 junior, his final campaign, completed 65 percent of his passes for 2,772 yards and 27 TDs...Led an offense that averaged 38.8 points per game, second in the Big Ten and 11th in the nation...Ranked 10th nationally in pass efficiency (157.9 rating)... Ohio State's all-time rushing leader among QBs with 2,164 yards, led the Big Ten in 2010 with 25 TD passes in conference play...The 2010 Sugar Bowl MVP, rushed for a career-high 115 yards and threw for 221 yards and two TDs against Arkansas...Responsible for a school-record six TDs in win over Eastern Michigan, throwing for four TDs and adding one score each

AT A GLANCE

- Oakland's selection in the 2011 supplemental draft, did not become eligible to play due to commissioner's suspension until mid-October; then made his NFL debut on a trick play, his lone snap as a rookie, nullified by penalty.
- Dynamic quarterback led Ohio State to a 31-4 record in three years as a starter; his 57 career TD passes tied a school record. Also rushed for more than 2,100 career yards and accounted for 76 Buckeyes touchdowns.
- Scored more than 2,000 career points in basketball as a standout prep athlete in the football-rich Pittsburgh area, where he garnered consecutive area Player of the Year awards.
- One of the more involved Raiders in the community, has made numerous appearances since joining the team.

rushing and receiving...Completed a school-record 16 consecutive passes, against Ohio...An honorable-mention All-Big Ten selection as a sophomore, was 167-for-295 for 2,094 yards, with 18 TDs; also Ohio State's leading rusher with 779 yards...Had six TD passes and only two INT in last five games of regular season, all wins to clinch Big Ten title...Named Rose Bowl MVP...A Big Ten all-academic selection...Went 8-1 as starting QB as a true freshman, when he was Big Ten Freshman of the Year...Was 100-for-165 (60.6) passing for 1,311 yards and 12 scores...Also rushed for 631 yards and six TD...Become only the second true freshman to start at quarterback for the Buckeyes.

PERSONAL: Attended Jeannette (Pa.) High School...Quarterbacked team to 16-0 record and the PIAA and WPIAL crowns...Also helped the basketball team to WPIAL and PIAA titles, a first in the Keystone State...Named the USA Today and Parade Player of Year...Had 4,238 career rushing yards and 4,340 career passing yards, the first 4,000-4,000 year ever in Pennsylvania...Posted 1,899 rushing and 1,889 passing yards as a senior, accounting for 58 TD...The MVP of U.S. Army All-American Bowl...Won consecutive Pittsburgh Post-Gazette and Pittsburgh Tribune-Review player of the year awards, as a junior and senior... Scored more than 2,000 points in basketball... Volunteered at the High School Player Development event in Oakland in May 2012...Spent time at Buena Vista UMC in Alameda, Calif., in April 2012...In December 2011, volunteered with Oakland's Solar Rays Extended Day Program and the Henry Robinson Multi-Service Center, and also paid a visit to Oakland Children's Hospital...Volunteered with the Alameda County Food Bank in November 2011... Helped out at the Gatorade Junior Training Camp in October 2012...Has Volunteered at the Children's Hospital and Research Center of Oakland- Sports Medicine Center numerous times throughout 2012 and 2013.



TERRELLE PRYOR'S NFL STATISTICS

Year	Team	GP	GS	Att	Cmp	Pct	Yds	Att	TD	Int	Lg	Sk	Lst	Rating
2011	Oakland	1	0	0	0	-	0	-	0	0	-	0	0	-
2012	Oakland	3	1	30	14	46.7	155	5.2	2	1	38	0	0	70.8
NFL totals (two years)		4	1	30	14	46.7	155	5.2	2	1	38	0	0	56.3

ADDITIONAL STATISTICS: Career record as starting quarterback: 0-1 (.000). Caught 22-yard pass from Carson Palmer at Car., 12/23/12.

SINGLE-GAME HIGHS & CAREER MILESTONES: PASSING: Attempts – 28, vs. SD, 12/30/12. Completions – 13, vs. SD, 12/30/12. Yards – 150, vs. SD, 12/30/12. Touchdowns – 2, vs. SD, 12/30/12. Interceptions – 1, vs. SD, 12/30/12. Long – 38, vs. SD, 12/30/12 (R.Streater). RUSHING: Attempts – 9, vs. SD, 12/30/12. Yards – 49, vs. SD, 12/30/12. Touchdowns – 1, vs. SD, 12/30/12. Long – 9, vs. SD, 12/30/12. NFL debut – vs. KC, 10/23/11. First NFL start – at SD, 12/30/12. First TD pass – at SD, 12/30/12 (D.Heyward-Bey, 9 yards). First TD run – at SD, 12/30/12 (3 yards). First interception – at SD, 12/30/12 (Q.Jammer).

TERRELLE PRYOR GAME-BY-GAME

2011, OAKLAND		PASSING											RUSHING				
Date	Opp	GP	GS	Att	Cmp	Yds	Pct	TD	Int	Lg	Sk	Rtng	Att	Yds	Avg	LG	TD
09/12	at Den-W			(inactive)													
09/18	at Buf-L			(inactive)													
09/25	NYJ-W			(inactive)													
10/02	NE-L			(inactive)													
10/09	at Hou-W			(inactive)													
10/16	Cle-W			(inactive)													
10/23	KC-L	1	0	0	0	0	0.0	0	0	-	0	-	0	0	-	-	0
11/06	Den-L			(inactive)													
11/10	at SD-W			(inactive)													
11/20	at Min-W			(inactive)													
11/27	Chi-W			(inactive)													
12/04	at Mia			(inactive)													
12/11	at GB-L			(inactive)													
12/18	Det-L			(inactive)													
12/24	at KC-W			(inactive)													
01/01	SD-L			(inactive)													
11 TOTALS		1	0	0	0	0	0.0	0	0	-	0	-	0	0	-	-	0
2012, OAKLAND		PASSING											RUSHING				
Date	Opp	GP	GS	Att	Cmp	Yds	Pct	TD	Int	Lg	Sk	Rtng	Att	Yds	Avg	LG	TD
09/10	SD-L			(inactive)													
09/16	at Mia-L			(inactive)													
09/23	Pit-W			(inactive)													
09/30	at Den-L			(inactive)													
10/14	at Atl-L			(inactive)													
10/21	Jac-W			(inactive)													
10/28	at KC-W			(inactive)													
11/04	TB-L			(inactive)													
11/11	at Bal-L			(inactive)													
11/18	NO-L			(inactive)													
11/25	at Cin-L			(inactive)													
12/02	Cle-L			(did not play)													
12/09	Den-L			(did not play)													
12/16	KC-W	1	0	1	0	0	0.0	0	0	-	0	39.6	0	0	-	-	0
12/23	at Car-L	1	0	1	1	5	50.0	0	0	5	0	87.5	1	2	2.0	2	0
12/30	at SD-L	1	1	28	13	150	46.4	1	1	38	0	72.0	9	49	5.4	9	1
12 TOTALS		3	1	30	14	155	46.7	1	1	38	0	44.4	10	51	5.1	9	1



Marcel REECE

45

FULLBACK | WASHINGTON

HT. 6-1

WT. 255

Born: 6/23/85

Acquired: FA-'08

Fourth NFL season

Fourth Raiders Season

High School: Hesperia (Hesperia, Calif.)

Signed by Miami Dolphins as non-drafted free agent, May 2, 2008...Waived by Dolphins, May 5, 2008...Signed by Oakland Raiders as free agent, May 13, 2008...Waived by Raiders, Aug. 30, 2008...Re-signed by Raiders to practice squad, Sept. 1, 2008...Signed by Raiders to active roster, Dec. 26, 2008...Waived by Raiders, Sept. 5, 2009...Re-signed by Raiders to practice squad, Sept. 7, 2009...Signed by Raiders to active roster, Dec. 25, 2009...Re-signed by Raiders as exclusive-rights player, Aug. 1, 2011.

CAREER: Playmaking offensive threat, signed with Raiders after participating on a tryout basis at a 2008 mini-camp and has grown to rank among the most versatile fullbacks in the NFL...Has played in 30 games with 16 starts in four pro seasons...Career totals include 54 receptions for 654 yards and five touchdowns...Has added 234 rushing yards on 47 carries with one touchdown...Also saw action as lead running back.

2012: Played in all 16 games, with 14 starts, 10 at FB and four at RB after high-ankle sprains sidelined both Darren McFadden and Mike Goodson for the same four games in the middle of the year...A second-team All-Pro (ProFootballFocus.com, CBS) and first-level Pro Bowl alternate, was in on 657 offensive plays...Averaged 4.6 yards per carry (59 attempts, 271 yards), and finished second on the team with 52 catches; had 496 receiving yards (9.5 avg.) and one touchdown reception...Only three other NFL backs (Darren Sproles, Ray Rice and LeSean McCoy) had more receptions, but none averaged more yards per catch than Reece (9.5)... Also returned one kickoff for 36 yards...(9/10) vs. SD: After going the full preseason without a touch, caught a 15-yard pass to convert a third down on a second-quarter field goal drive...(9/23) vs. Pit.: As an upback, returned the opening kickoff 36 yards, a career long...(9/30) at Den.: Led team with five receptions, including a 31-yard pass in the first quarter...(10/21) vs. Jac.: Did not start, as team opened in three-WR set, but played entire game and caught a 35-yard pass early in fourth quarter to set up an important field goal as Oakland fought back for a 26-23 overtime win...(11/4) vs. TB: With both Darren McFadden and Mike Goodson out with high-ankle sprains, helped the Raiders fight back valiantly from a 35-17 fourth-quarter deficit, establishing career highs with eight receptions and 95 receiving yards, including a 13-yard touchdown down the right sideline that helped cut the Bucs' lead to 35-32 with just under four minutes left... Had four catches in the final period, and two late in the third quarter on an important TD drive, including a 26-yard grab on which he laid out to secure the reception...(11/11) at Bal.: Made his first NFL start as a RB, with high-ankle sprains making both Darren McFadden and Mike Goodson inactive; compiled a career-high 13 carries, for 48 yards (3.7 avg.), and led the team with seven catches; converted a pair of third downs in the second quarter, including a carry in which he bulled through the line on a third-and-1, extending a TD drive...Also caught a nice 24-yard pass early in the third quarter...(11/18) vs. NO: Again replacing McFadden as the starting RB, recorded single-game career bests with 19 carries and 103 rushing yards, and with 90 yards in the air, nearly became only the second Oakland player (Marcus Allen) to top 100 rushing and receiving yards...Had 193 yards from scrimmage...Set up the Raiders' first score with a 56-yard reception in the second quarter...(11/25) at Cin.: Made his third straight start at RB, passionately averaging 4.9 yards on 15 attempts, including a 10-yard run on a third-quarter FG drive in which he broke several tackles... Helped Oakland back into the game later in third quarter, with inspiring carries of 12 and 15 yards, breaking several more tackles, on a TD drive... Late in first half, took a screen for 11 yards, hurdling a defender for the first down...(12/2) vs. Cle.: Averaged 5.1 yards on seven carries, including a

AT A GLANCE

- Played in first career Pro Bowl following 2012 season.
- Initially entered NFL as non-drafted wide receiver, then persevered for majority of first two seasons on Raiders practice squad before cracking starting lineup as fullback on Opening Day 2010.
- Saw first career action as running back in 2012. Rushed for a career-high 103 yards on 19 carries vs. NO on Nov. 18, 2012.
- Has totaled 106 career receptions for 1,150 yards and six touchdowns in three-plus seasons.

12-yard burst early in game...(12/16) vs. KC: Helped pave the way for 203 rushing yards in 15-0 win.

2011: Saw action in 12 games with six starts in second full pro season... Named a Pro Bowl alternate...Ranked fifth on team with 27 receptions, for 301 yards with two touchdowns...Also rushed 17 times for 112 yards... Missed four games due to ankle injury...(9/12) at Den.: Hauled in three passes for 23 yards, including a 3-yard TD from Jason Campbell; set up that score with an 11-yard run...(11/6) vs. Den.: Returned to action after missing four games with ankle injury and caught three passes for a season-high 51 yards, including a 40-yard touchdown from Carson Palmer...(11/20) at Min.: Rushed six times for a career-high 45 yards...Had a 20-yard run on a first-quarter FG drive...(11/27) vs. Chi.: In 25-20 win, established career high with team-leading five receptions, for personal-best 92 yards...Took a short pass from Palmer and scampered 47 yards to set up a field goal in the second quarter...Added 11- and 29-yard receptions on the third quarter's opening drive that culminated in a FG...(12/4) at Mia.: Hauled in a 38-yard pass on a fourth-quarter touchdown drive...(12/18) vs. Det.: Took a first-quarter handoff and ran a season-long 26 yards, and on the same drive caught an 18-yard pass, to set up a touchdown.

2010: Played in 16 games with 10 starts...Tied for fifth on team with 25 receptions, for 333 yards (13.3 avg.) and three touchdowns...Rushed 30 times for 122 yards (4.1) with one touchdown...Posted the Raiders' longest 2010 reception, a 73-yard TD in Game 14...(9/12) at Ten.: Made first career start, opening season in backfield at fullback...(9/19) vs. STL.: Registered initial three carries of career, for 9 yards...Added two receptions for 21 yards, including a 19-yard catch...(10/3) vs. Hou.: Scored first career TD, a 13-yard reception from Bruce Gradkowski, the first TD by a Raiders fullback since Justin Griffith caught a 2-yard TD in 2008...(10/24) at Den.: Set career highs in carries (7) and rushing yards (39), with a touchdown... Scored first career rushing TD, with 1-yard run in third quarter...Set up a third-quarter score with a 19-yard reception...(10/31) vs. Sea.: Established a career high with 90 receiving yards, on three catches...Scored on a 30-yard pass from Campbell in second quarter...Added a 51-yard catch-and-run in the quarter...Also had a career-long 31-yard run in fourth quarter to set up a Raiders TD...(12/5) at SD: Had a 22-yard reception on a second-quarter scoring drive...(12/12) at Jac.: Set a then-career high with



REECE *continued...*

four receptions, for 48 yards...(12/19) vs. Den.: In final stanza, caught career-long 73-yard TD, fifth-longest by an offensive back in Raiders history.

2009: Saw first action as a pro after spending majority of season on practice squad...Signed to active roster on 12/25...Caught two passes for 20 yards in two games...Also returned three kickoffs for 58 yards...(12/27) at Cle.: Made NFL debut, at fullback and on special teams...Had first career reception, for a 9-yard gain in fourth quarter from Bruce Gradkowski...Returned two kickoffs for 46 yards...(1/3/10) vs. Bal.: Registered one reception for 11 yards...Returned done kickoff for 12 yards.

2008: Spent three days with Miami Dolphins as non-drafted free agent, then flew to Oakland for tryout at Raiders post-draft rookie mini-camp...Waived at the end of preseason, spent majority of regular season on Raiders practice squad...Signed to active roster on 12/26...(12/28) at TB: Inactive for season finale.

COLLEGE: Played two years as a wide receiver at Washington...Had 48 career receptions for 980 yards and nine touchdowns...Started all 13 games as a senior and earned team award for most improved offensive player...Set Washington record in 2007 for longest play from scrimmage with a 98-yard touchdown reception, against Arizona...Finished season

with 39 receptions for 761 yards and eight touchdowns...Played in 11 of 12 games as a junior...Totaled nine receptions for 219 yards and one touchdown...At El Camino Community College, led Warriors to 11-1 record and berth in California state semifinals...Ranked No. 2 receiver and No. 24 nationally by Rivals.com...In first collegiate season, at Chaffey JC, recorded 25 receptions for 600 yards and seven touchdowns...American ethnic studies major.

PERSONAL: Married to Tera...Attended Hesperia (Calif.) High School...First-team all-league performer in football, basketball and track...Had 41 receptions for 989 yards and 11 touchdowns in his senior season...Hobbies/interests: Cooking...listening to and writing music...Worked at Chuck E. Cheese in the Chuck E. suit before college...Community involvement: Worked with the Marcel Reece Foundation Youth Football Camp of Hesperia, Calif. ...During December 2011, he volunteered his time with Toys For Tots at the Raider Image of Southland Mall in Hayward, Calif...Volunteered with the Alameda County Food Bank in November of 2011...Lended at hand at youth football's Football 101 in July 2012...Volunteered at the NFL's Play 60 "Super School" event in November 2012...Participated in the nonprofit NFL Live United "Tweet Up" in May 2013.

MARCEL REECE'S NFL STATISTICS

Year	Team	GP	RUSHING						RECEIVING				
			GS	Att	Yds	Avg	Lg	TD	No	Yds	Avg	Lg	TD
2009	Oakland	2	0	0	0	-	-	0	2	20	10.0	11	0
2010	Oakland	16	13	30	122	4.1	31	1	25	333	13.3	73	3
2011	Oakland	12	6	17	112	6.6	26	0	27	301	11.1	47	2
2012	Oakland	16	14	59	271	4.6	17	0	52	496	9.5	56	1
NFL totals (three-plus years)		46	33	106	505	4.8	31	1	106	1,150	10.8	73	6

Year	Team	No	KICKOFF RETURNS			
			Yds	Avg	Lg	TD
2009	Oakland	3	58	19.3	23	0
2010	Oakland	1	7	7.0	7	0
2012	Oakland	1	36	36.0	36	0
NFL totals (three-plus years)		4	65	16.3	23	0

ADDITIONAL STATISTICS: Miscellaneous tackles – 1 in 2010; 2 in 2012; NFL totals: 3. Fumbles-lost – 1-1 in 2010, 1-1 in 2011; 2-0 in 2012; NFL totals: 4-2.

SINGLE-GAME HIGHS & CAREER MILESTONES: RUSHING: Attempts – 19, vs. NO, 11/18/12. Yards – 103, vs. NO, 11/18/12. Long – 31, vs. Sea., 10/31/10. Touchdowns – 1, at Den., 10/24/10. RECEIVING: Receptions – 8, vs. TB, 11/4/12. Yards – 95, vs. TB, 11/4/12. Long – 73, vs. Den., 12/19/10. Touchdowns – 1, six times; last: vs. TB, 11/4/12. NFL debut: at Cle., 12/27/09. First

MARCEL REECE GAME-BY-GAME

2009, OAKLAND		RUSHING						RECEIVING					Total	
Date	Opp	GP	GS	Att	Yds	Avg	Lg	TD	No	Yds	Avg	Lg	TD	Offense
12/20	at Den-W			(signed from practice squad, 12/25)										
12/27	at Cle-L	1	0	0	0	-	-	0	1	9	9.0	9	0	9
01/03	Bal-L	1	0	0	0	-	-	0	1	11	11.0	11	0	11
09 TOTALS		2	0	0	0	0	0	0	2	20	10.0	11	0	20

2010, OAKLAND		RUSHING						RECEIVING					Total	
Date	Opp	GP	GS	Att	Yds	Avg	Lg	TD	No	Yds	Avg	Lg	TD	Offense
09/12	at Ten-L	1	1	0	0	-	-	0	0	0	-	-	0	0
09/19	StL-W	1	1	3	9	3.0	5	0	2	21	10.5	19	0	30
09/26	at Ari-L	1	1	1	2	2.0	2	0	2	2	1.0	6	0	4
10/03	Hou-L	1	1	2	7	3.5	6	0	1	13	13.0	13	1	20
10/10	SD-W	1	1	0	0	-	-	0	2	7	3.5	4	0	7
10/17	at SF-L	1	1	1	2	2.0	2	0	0	0	-	-	0	2
10/24	at Den-W	1	1	7	39	5.6	14	1	1	19	19.0	19	0	58
10/31	Sea-W	1	1	2	32	16.0	31	0	3	90	30.0	51	1	122
11/07	KC-W	1	1	1	4	4.0	4	0	2	8	4.0	7	0	12
11/21	at Pit-L	1	1	1	2	2.0	2	0	0	0	-	-	0	2
11/28	Mia-L	1	1	1	-2	-2.0	-2	0	1	2	2.0	2	0	0
12/05	at SD-W	1	0	1	5	5.0	5	0	3	42	14.0	22	0	47
12/12	at Jac-L	1	0	2	3	1.5	2	0	4	48	12.0	13	0	51
12/19	Den-W	1	0	3	9	3.0	4	0	2	79	39.5	73	1	88
12/26	Ind-L	1	1	3	6	2.0	4	0	2	2	1.0	2	0	8
01/02	at KC-W	1	1	2	4	2.0	3	0	0	0	-	-	0	4
10 TOTALS		16	13	30	122	4.1	31	1	25	333	13.3	73	3	455



VETERANS

REECE continued...

2011, OAKLAND

		RUSHING								RECEIVING					Total
Date	Opp	GP	GS	Att	Yds	Avg	Lg	TD	No	Yds	Avg	Lg	TD	Offense	
09/12	at Den-W	1	1	1	11	11.0	11	0	3	23	7.7	16	1	34	
09/18	at Buf-L	1	1	1	4	4.0	4	0	3	20	6.7	12	0	24	
09/25	NYJ-W	1	0	0	0	-	-	0	0	0	-	-	0	0	
10/02	NE-L			(inactive -- ankle)											
10/09	at Hou-W			(inactive -- ankle)											
10/16	Cle-W			(inactive -- ankle)											
10/23	KC-L			(inactive -- ankle)											
11/06	Den-L	1	0	0	0	-	-	0	3	51	17.0	40	1	51	
11/10	at SD-W	1	1	1	3	3.0	3	0	0	0	-	-	0	3	
11/20	at Min-W	1	0	6	45	7.5	20	0	2	16	8.0	12	0	61	
11/27	Chi-W	1	1	2	0	0.0	3	0	5	92	18.4	47	0	92	
12/04	at Mia	1	1	1	10	10.0	10	0	1	38	38.0	38	0	48	
12/11	at GB-L	1	0	2	12	6.0	9	0	4	7	1.8	12	0	19	
12/18	Det-L	1	0	1	26	26.0	26	0	3	16	5.3	18	0	42	
12/24	at KC-W	1	1	2	1	0.5	1	0	1	10	10.0	10	0	11	
01/01	SD-L	1	0	0	0	-	-	0	2	28	14.0	22	0	28	
11 TOTALS		12	6	17	112	6.6	26	0	27	301	11.1	47	2	413	

2012, OAKLAND

		RUSHING								RECEIVING					Total
Date	Opp	GP	GS	Att	Yds	Avg	Lg	TD	No	Yds	Avg	Lg	TD	Offense	
09/10	SD-L	1	1	1	0	0.0	0	0	2	20	10.0	15	0	20	
09/16	at Mia-L	1	0	0	0	-	-	0	2	17	8.5	14	0	17	
09/23	Pit-W	1	1	0	0	-	-	0	4	27	6.8	10	0	27	
09/30	at Den-L	1	1	0	0	-	-	0	5	54	10.8	31	0	54	
10/14	at Atl-L	1	1	0	0	-	-	0	1	1	1.0	1	0	1	
10/21	Jac-W	1	0	0	0	-	-	0	4	58	14.5	35	0	58	
10/28	at KC-W	1	1	0	0	-	-	0	0	0	-	-	0	0	
11/04	TB-L	1	1	0	0	-	-	0	8	95	11.9	26	1	95	
11/11	at Bal-L	1	1	13	48	3.7	9	0	7	56	8.0	24	0	104	
11/18	NO-L	1	1	19	103	5.4	17	0	4	90	22.5	56	0	193	
11/25	at Cin-L	1	1	15	74	4.9	15	0	4	29	7.3	11	0	103	
12/02	Cle-L	1	1	7	36	5.1	12	0	5	20	4.0	11	0	56	
12/06	Den-L	1	1	4	10	2.5	5	0	1	5	5.0	5	0	15	
12/16	KC-W	1	1	0	0	-	-	0	1	6	6.0	6	0	6	
12/23	at Car-L	1	1	0	0	-	-	0	4	18	4.5	19	0	18	
12/30	at SD-L	1	1	0	0	-	-	0	0	0	0.0	0	0	0	
12 TOTALS		16	14	59	271	4.6	17	0	52	496	9.5	56	1	767	



VETERANS

ROACH *continued...*

2007: Played in three games after being signed by Bears from San Diego's practice squad on Nov. 21...Inactive for three games...Totalled five special teams tackles...(12/17) at Min...Made NFL debut on Monday Night Football, posting two tackles on special teams.

COLLEGE: Played four years at Northwestern, starting 32 career games...Finished his career with 241 tackles, nine sacks, 16 tackles for loss and two interceptions...Named Academic All-Big Ten and team co-MVP as a senior despite having his season cut short due to a broken leg...Led the Wildcats with 62 tackles despite playing just eight games as a senior...Named a third-team preseason All-Big Ten selection by Athlon and Phil Steele Publications...Northwestern's second-leading tackler with 77 stops as a junior...Returned an interception 35 yards for a touchdown against UCLA in the Sun Bowl...Earned WGN Defensive Newcomer of the Year Award as a sophomore after finishing second on the team with 7 1/2 tackles for loss...Played in all 13 games as a freshman...Majored in art theory and practice with a minor in business institutions.

PERSONAL: Attended Milwaukee (Wisc.) Lutheran High School, lettering in football, basketball and track...Named SuperPrep all-Midwest region and PrepStar/Rivals all-Midwest region...A first-team all-state, two-time first-team all-conference and Associated Press all-state honorable mention selection...Uncle, John Rhodes, played basketball at Ohio University and is the head coach at Ohio Northern University...Aunt, Jennifer Rhodes, played basketball at Wisconsin...Spent two weeks traveling overseas to visit naval bases throughout the Middle East and Africa...Volunteered at the Alameda County Community Food Bank in May 2013.

NICK ROACH'S NFL STATISTICS

Year	Team	TACKLES							INTERCEPTIONS					FUMBLES			
		GP	GS	Tot	Solo	Asst	Sk	Yds	No	Yds	Lg	TD	PD	FF	FR	Yds	
2007	Chicago	3	0	0	0	0	0.0	0.0	0	0	0	0	0	0	0	0	0
2008	Chicago	14	9	40	25	15	0.0	0.0	0	0	0	0	1	0	1	0	
2009	Chicago	16	15	82	47	35	2.0	21.0	0	0	0	0	4	3	1	0	
2010	Chicago	15	6	11	4	7	0.0	0.0	0	0	0	0	1	1	0	0	
2011	Chicago	16	15	61	26	35	0.0	0.0	0	0	0	0	3	0	0	0	
2012	Chicago	16	14	84	37	47	1.5	11.0	0	0	0	0	1	1	1	0	
NFL totals (six years)		80	59	278	139	139	3.5	32.0	0	0	0	0	10	5	3	0	
PLAYOFFS																	
2010	Chicago	2	0	0	0	0	0.0	0.0	0	0	0	0	0	0	0	0	

ADDITIONAL STATISTICS: Career sacks: Sam Bradford, Joe Flacco, Matthew Stafford, Colin Kaepernick (1/2). Special-teams tackles: 5 in 2007, 7 in 2008, 9 in 2009, 6 in 2010, 2 in 2011, 1 in 2012; NFL total: 30.

SINGLE-GAME HIGHS & CAREER MILESTONES: TACKLES: Total – 14, at Ari., 12/23/12, with Bears. Solo – 7, twice, last: at Cin., 10/25/09, with Bears. SACKS – 1.0, three times; last vs. StL, 9/23/12, with Bears. PASSES DEFENSED: 2, twice; last vs. Det., 11/13/11, with Bears. FORCED FUMBLES: 2, vs. Cle., 11/1/09, with Bears. NFL debut: at Min., 12/17/07, with Bears. First NFL start: vs. Det., 11/2/08, with Bears. Last game missed: at Dal., 9/19/10, with Bears. First NFL sack: vs. Det., 10/4/09, with Bears (M.Stafford).

NICK ROACH GAME-BY-GAME

2007, CHICAGO																
Date	Opp	GP	GS	Tot	So	As	Sk	Yd	Int	Yd	Lg	TD	PD	FF	FR	FF FR
11/25	Den-W	(inactive)														
12/02	NYG-L	(inactive)														
12/06	at Was-L	(inactive)														
12/17	at Min-L	1	0	0	0	0	0.0	0.0	0	0	0	0	0	0	0	0
12/23	GB-W	1	0	0	0	0	0.0	0.0	0	0	0	0	0	0	0	0
12/30	NO-W	1	0	0	0	0	0.0	0.0	0	0	0	0	0	0	0	0
07 TOTALS		3	0	0	0	0	0.0	0.0	0	0	0	0	0	0	0	0
2008, CHICAGO																
Date	Opp	GP	GS	Tot	So	As	Sk	Yd	Int	Yd	Lg	TD	PD	FF	FR	FF FR
09/07	at Ind-W	1	0	0	0	0	0.0	0.0	0	0	0	0	0	0	0	0
09/14	at Car-L	1	0	0	0	0	0.0	0.0	0	0	0	0	0	0	0	0
09/21	TB-L	1	0	0	0	0	0.0	0.0	0	0	0	0	0	0	0	0
09/28	Phi-W	1	0	1	0	1	0.0	0.0	0	0	0	0	0	0	0	1
10/05	at Det-W	1	0	1	0	0	0.0	0.0	0	0	0	0	0	0	0	0
10/12	at Atl-L	(inactive)														
10/19	Min-W	(inactive)														
11/02	Det-W	1	1	6	3	3	0.0	0.0	0	0	0	0	0	0	0	0
11/09	Ten-L	1	1	3	0	3	0.0	0.0	0	0	0	0	0	0	0	0
11/16	at GB-L	1	1	3	3	0	0.0	0.0	0	0	0	0	0	0	0	0
11/23	at StL-W	1	1	4	4	0	0.0	0.0	0	0	0	0	0	0	0	0
11/30	at Min-L	1	1	3	2	1	0.0	0.0	0	0	0	0	0	0	0	0
12/07	Jac-W	1	1	3	2	1	0.0	0.0	0	0	0	0	1	0	0	0
12/11	NO-W	1	1	6	4	2	0.0	0.0	0	0	0	0	0	0	0	0
12/22	GB-W	1	1	2	1	1	0.0	0.0	0	0	0	0	0	0	0	0
12/28	at Hou-L	1	1	8	5	3	0.0	0.0	0	0	0	0	0	0	0	0
08 TOTALS		14	9	40	25	15	0.0	0.0	0	0	0	0	1	0	1	0

2009, CHICAGO																
Date	Opp	GP	GS	Tot	So	As	Sk	Yd	Int	Yd	Lg	TD	PD	FF	FR	FF FR
09/13	at GB-L	1	0	1	0	1	0.0	0.0	0	0	0	0	0	0	0	0
09/20	Pit-W	1	1	2	1	1	0.0	0.0	0	0	0	0	0	0	0	0
09/27	at Sea-W	1	1	6	3	3	0.0	0.0	0	0	0	0	0	2	0	0
10/04	Det-W	1	1	10	7	3	1.0	10.0	0	0	0	0	0	1	0	0
10/18	at Atl-L	1	1	10	5	5	0.0	0.0	0	0	0	0	0	0	0	0
10/25	at Cin-L	1	1	12	7	5	0.0	0.0	0	0	0	0	0	0	0	0
11/01	Cle-W	1	1	8	5	3	0.0	0.0	0	0	0	0	0	0	2	0
11/08	Ari-L	1	1	3	2	1	0.0	0.0	0	0	0	0	0	0	0	0
11/12	at SF-L	1	1	5	3	2	0.0	0.0	0	0	0	0	0	0	1	0
11/22	Phi-L	1	1	2	1	1	0.0	0.0	0	0	0	0	0	0	0	0
11/29	at Min-L	1	1	6	3	3	0.0	0.0	0	0	0	0	0	0	0	0
12/06	StL-W	1	1	6	5	1	0.0	0.0	0	0	0	0	0	0	0	0
12/13	GB-L	1	1	2	1	1	0.0	0.0	0	0	0	0	0	0	0	0
12/20	at Bal-L	1	1	1	0	1	1.0	11.0	0	0	0	0	0	0	1	0
12/28	Min-W	1	1	3	1	2	0.0	0.0	0	0	0	0	0	0	0	0
01/03	at Det-W	1	1	5	3	2	0.0	0.0	0	0	0	0	0	0	0	0
09 TOTALS		16	15	82	47	35	2.0	21.0	0	0	0	0	4	3	1	0



2010, CHICAGO

Date	Opp	GP	GS	Tot	So	As	Sk	Yd	Int	Yd	Lg	TD	PD	FF	FR
09/12	Det-W	1	0	0	0	0	0.0	0.0	0	0	0	0	0	0	0
09/19	at Dal-W	(inactive)													
09/27	GB-W	1	0	1	0	1	0.0	0.0	0	0	0	0	0	0	0
10/03	at NYG-L	1	0	0	0	0	0.0	0.0	0	0	0	0	0	0	0
10/10	at Car-W	1	0	0	0	0	0.0	0.0	0	0	0	0	0	0	0
10/17	Sea-L	1	0	0	0	0	0.0	0.0	0	0	0	0	0	0	0
10/24	Was-L	1	0	0	0	0	0.0	0.0	0	0	0	0	0	0	0
11/07	at Buf-W	1	0	0	0	0	0.0	0.0	0	0	0	0	0	0	0
11/14	Min-W	1	0	0	0	0	0.0	0.0	0	0	0	0	0	0	0
11/18	at Mia-W	1	1	1	0	1	0.0	0.0	0	0	0	0	0	0	0
11/28	Phi-W	1	0	0	0	0	0.0	0.0	0	0	0	0	0	0	0
12/05	at Det-W	1	1	1	0	1	0.0	0.0	0	0	0	0	0	0	0
12/12	NE-L	1	1	4	1	3	0.0	0.0	0	0	0	1	0	0	0
12/20	at Min-W	1	1	2	1	1	0.0	0.0	0	0	0	0	0	1	0
12/26	NYJ-W	1	1	2	2	0	0.0	0.0	0	0	0	0	0	0	0
01/02	at GB-L	1	1	0	0	0	0.0	0.0	0	0	0	0	0	0	0
10 TOTALS		15	6	11	4	7	0.0	0.0	0	0	0	0	1	1	0
01/16	Sea-W ¹	1	0	0	0	0	0.0	0.0	0	0	0	0	0	0	0
01/23	GB-L ²	1	0	0	0	0	0.0	0.0	0	0	0	0	0	0	0


¹NFC Divisional playoff; ²NFC Championship

2011, CHICAGO

Date	Opp	GP	GS	Tot	So	As	Sk	Yd	Int	Yd	Lg	TD	PD	FF	FR
09/11	Atl-W	1	1	3	1	2	0.0	0.0	0	0	0	0	0	0	0
09/18	at NO-L	1	1	7	3	4	0.0	0.0	0	0	0	0	1	0	0
09/25	GB-L	1	1	4	1	3	0.0	0.0	0	0	0	0	0	0	0
10/02	Car-W	1	1	3	1	2	0.0	0.0	0	0	0	0	0	0	0
10/10	at Det-L	1	0	1	0	1	0.0	0.0	0	0	0	0	0	0	0
10/16	Min-W	1	1	5	3	2	0.0	0.0	0	0	0	0	0	0	0
10/23	at TB-W	1	1	2	1	1	0.0	0.0	0	0	0	0	0	0	0
11/07	at Phi-W	1	1	2	1	1	0.0	0.0	0	0	0	0	0	0	0
11/13	Det-W	1	1	5	4	1	0.0	0.0	0	0	0	0	2	0	0
11/20	SD-W	1	1	0	0	0	0.0	0.0	0	0	0	0	0	0	0
11/27	at Oak-L	1	1	6	3	3	0.0	0.0	0	0	0	0	0	0	0
12/04	KC-L	1	1	6	3	3	0.0	0.0	0	0	0	0	0	0	0
12/11	at Den-L	1	1	4	1	3	0.0	0.0	0	0	0	0	0	0	0
12/18	Sea-L	1	1	5	1	4	0.0	0.0	0	0	0	0	0	0	0
12/25	at GB-L	1	1	3	1	2	0.0	0.0	0	0	0	0	0	0	0
01/01	at Min-W	1	1	5	2	3	0.0	0.0	0	0	0	0	0	0	0
11 TOTALS		16	15	61	26	35	0.0	0.0	0	0	0	0	3	0	0

2012, CHICAGO

Date	Opp	GP	GS	Tot	So	As	Sk	Yd	Int	Yd	Lg	TD	PD	FF	FR
09/09	Ind-W	1	1	3	1	2	0.0	0.0	0	0	0	0	0	0	0
09/13	at GB-L	1	1	7	1	6	0.0	0.0	0	0	0	0	0	0	0
09/23	StL-W	1	0	3	1	2	1.0	9.0	0	0	0	0	0	0	0
10/01	at Dal-W	1	1	1	1	0	0.0	0.0	0	0	0	0	0	0	0
10/07	at Jac-W	1	0	1	1	0	0.0	0.0	0	0	0	0	0	1	0
10/22	Det-W	1	1	1	0	1	0.0	0.0	0	0	0	0	0	0	0
10/28	Car-W	1	1	5	1	4	0.0	0.0	0	0	0	0	0	0	0
11/04	at Ten-W	1	1	3	2	1	0.0	0.0	0	0	0	0	0	0	0
11/11	Hou-L	1	1	3	2	1	0.0	0.0	0	0	0	0	0	0	0
11/19	at SF-L	1	1	4	2	2	0.5	2.0	0	0	0	0	0	0	0
11/25	Min-W	1	1	7	5	2	0.0	0.0	0	0	0	0	0	0	1
12/02	Sea-L	1	1	5	4	1	0.0	0.0	0	0	0	0	0	0	0
12/09	at Min-L	1	1	10	3	7	0.0	0.0	0	0	0	0	0	0	0
12/16	GB-L	1	1	8	4	4	0.0	0.0	0	0	0	0	0	0	1
12/23	at Ari-W	1	1	14	3	11	0.0	0.0	0	0	0	0	0	0	0
12/30	at Det-W	1	1	9	6	3	0.0	0.0	0	0	0	0	0	0	0
12 TOTALS		16	14	84	37	47	1.5	11.0	0	0	0	0	1	1	1



Brandian ROSS

29

DEFENSIVE BACK | YOUNGSTOWN STATE

HT: 6-1 WT: 191
 Born: 9/28/89
 Acquired: FA-12
 Second NFL season
 Second Raiders Season
 High School: Meadowbrook (Meadowbrook, Va.)

Signed by Green Bay Packers as a non-drafted free agent, July 28, 2011...Released by Packers, Sept. 3, 2011 and signed to practice squad on Sept. 4, 2011...Re-signed by Green Bay on Jan. 17, 2012...Waived by Packers on Sept. 10, 2012...Re-signed to Packers' practice squad on Sept. 12, 2012...Signed to Oakland Raiders active roster from Green Bay practice squad on Sept. 19, 2012.

2012: Played in 14 games, with one start...On 174 defensive snaps, was in on 14 tackles (13 solo), and three more on special teams...Signed by Raiders off Packers' practice squad on Sept. 19...Made the Packers' active roster to begin the 2012 season...(9/9) vs. SF: Inactive for Packers' season-opener...Waived Sept. 10, when Packers activated LB Erik Walden, and re-signed to Green Bay's practice squad on 9/12...(9/23) vs. Pit.: Made his NFL debut, playing exclusively on special teams, recording one tackle...(10/28) vs. KC: Made a key play late in first half, helping force a Javier Arenas muffed punt and keeping the returner from the ball to allow Jon Condo to recover at the Chiefs' 14 and set up a go-ahead TD...(12/6) vs. Den.: Saw five snaps as a safety with both Tyvon Branch and Mike Mitchell sidelined by injury...(12/16) vs. KC: Saw extensive snaps with Phillip Adams (concussion) sidelined in 15-0 win, Oakland's first shutout in 10 years; helped limit Chiefs to 119 total yards, fewest by a Raiders defense since 1975...Made a third-down stop to force a second-quarter punt, then broke up a fourth-quarter pass intended for Jon Baldwin in the end zone, after knocking him off his route on a fourth-down pass...(12/23) at Car.: Played most of the last three-plus quarters at cornerback with starter Phillip Adams (groin) sidelined...(12/30) at SD: Made his first NFL start and stuck his nose in the middle of the line to assist on a third-and-1 stop that forced a fourth-quarter punt.

2011: Spent entire 2011 season on Green Bay's practice squad.

COLLEGE: Four-year letterman and three-year starter at Youngstown State...Played in 45 career games with 33 starts for the Penguins...A safety-turned-cornback, totaled 233 tackles (135 solo), seven INTs, three fumble recoveries and two forced fumbles during his career...Earned second-team All-Missouri Valley Football Conference honors as a senior in 2010 after start-

AT A GLANCE

- Spent the 2011 season on Green Bay's practice squad.
- Played in 45 games with 33 starts for Youngstown State as a safety-turned-cornback.
- First name is pronounced BRAN-don.

ing all 11 games and making 60 tackles (40 solo), and leading the team with three INTs...Was named the MVFC Defensive Player of the Week for his performance in a win vs. Southern Illinois...Was named one of four team captains before the season...Assumed the cornerback position for the first time as a junior in 2009 when injuries at the position necessitated the switch...Started all 11 games and was credited with 47 tackles (33 solo), including one for loss, and two interceptions on the season...Started all 11 games as a sophomore in 2008, the first two at free safety and the final nine at strong safety...Led the team with 98 tackles (49 solo), including 4.5 for loss, three passes defended, three QB hurries and an INT...Had a career-high 13 tackles in a win at Western Illinois (Nov. 22) in the season finale...Participated as a true freshman in 2007, playing in 11 games as a reserve in the secondary and also on special teams...Posted 18 tackles (13 solo) and an INT as one of six true freshmen on the team to see the field...First career INT came at Indiana State (Nov. 3)...Became the first player from Youngstown State to sign an NFL contract since 2003.

PERSONAL: Attended Meadowbrook (Va.) High School...Lettered three times as a QB, WR, CB and S...Earned first-team All-Central District honors as a DB and second-team acclaim as a WR his senior year...Also lettered three times in basketball and three times in track. Attended the annual holiday party for the Families of Children with Cancer in December 2011.

BRANDIAN ROSS' NFL STATISTICS

Year	Team	TACKLES							INTERCEPTIONS					FUMBLES			
		GP	GS	Tot	Solo	Asst	Sk	Yds	No	Yds	Lg	TD	PD	FF	FR	Yds	
2011	Green Bay			Practice squad													
2012	Green Bay			Inactive													
	Oakland	14	1	14	13	1	0.0	0.0	0	0	0	0	0	0	0	0	0
NFL Totals		14	1	14	13	1	0.0	0.0	0	0	0	0	0	0	0	0	0

ADDITIONAL STATISTICS: Special-teams tackles: 3 in 2012.

SINGLE-GAME HIGHS & CAREER MILESTONES: TACKLES - Total: 5, at Car., 12/23/12. Solo: 5, at Car., 12/23/12. NFL debut: vs. Pit., 9/23/12. First NFL start: at SD, 12/30/12.

BRANDIAN ROSS GAME-BY-GAME

2012, OAKLAND

Date	Opp	GP	GS	Tot	So	As	Sk	Yd	Int	Yd	Lg	TD	PD	FF	FR	Yds	
09/16	at Mia-L			(signed 9/19)													
09/23	Pit-W	1	0	0	0	0	0.0	0.0	0	0	0	0	0	0	0	0	0
09/30	at Den-L	1	0	0	0	0	0.0	0.0	0	0	0	0	0	0	0	0	0
10/14	at Atl-L	1	0	0	0	0	0.0	0.0	0	0	0	0	0	0	0	0	0
10/21	Jac-W	1	0	0	0	0	0.0	0.0	0	0	0	0	0	0	0	0	0
10/28	at KC-W	1	0	0	0	0	0.0	0.0	0	0	0	0	0	0	0	0	0
11/04	TB-L	1	0	0	0	0	0.0	0.0	0	0	0	0	0	0	0	0	0
11/11	at Bal-L	1	0	0	0	0	0.0	0.0	0	0	0	0	0	0	0	0	0
12 TOTALS		14	1	14	13	1	0.0	0.0	0	0	0	1	0.0	0.0	0	0	0



90



Pat SIMS

DEFENSIVE TACKLE | AUBURN

HT. 6-2 WT. 310

Born: 11/29/85

Acquired: UFA-13 (Cin.)

Sixth NFL season

First Raiders season

High School: Dillard (Ft. Lauderdale, Fla.)

Selected by Cincinnati Bengals as first of two second-round selections (77th overall) in 2008 NFL Draft, April 27, 2008...Signed first contract, July 28, 2008...Placed on injured reserve (ankle) by Bengals, Dec. 7, 2011...Re-signed by Bengals as unrestricted free agent, March 26, 2012...Placed on reserve/physically unable to perform (hamstring), Aug. 31, 2012...Returned to practice, Oct. 31, 2012...Activated from reserve/PUP, Nov. 9, 2012...Signed by Oakland Raiders as unrestricted free agent, March 14, 2013.

CAREER: Productive veteran interior defensive lineman signed by Raiders as unrestricted free agent on March 13, 2013... Has logged 61 career games with 23 starts (including postseason) and has 138 career stops, including 5 sacks... Opened 2012 season on Physically Unable to Perform list... Made quick impact after returning, logging first career INT in his first game back... Was regular in D-line rotation for Bengals when healthy since joining Cincinnati as 2008 third-round draft pick... Return to active status coincided with start of Bengals' 7-1 run over final eight games in '12.

2012: Opened training camp on Active/Physically Unable to Perform list, due to hamstring injury that predated opening of training camp... Assigned to Reserve/PUP on Aug. 31... Returned to practice Oct. 31 on a roster exemption, and signed to active roster on Nov. 9... Played in Games 9-16, logging 21 tackles, 1 interception and 1 forced fumble... (11/11) vs. NYG: Made season debut, logging 2 tackles, and had an interception of Eli Manning at the Giants 18, setting up a Bengals TD... (11/25) vs. Oak: logged 3 tackles Nov. 25... (12/13) at Phi.: Posted 1 tackle and a forced fumble... (12/23) at Pit.: Recorded personal season-high 6 tackles in playoff-clinching win at Pittsburgh, including stop of HB Rashard Mendenhall for a 2-yard loss on a third down, forcing a punt... (12/30) vs. Bal: Had 5 tackles... Postseason: (1/5/13) at Hou.: Recorded 4 tackles in Wild Card playoff contest.

2011: Played in Games 1-11, including one start... Logged 28 tackles with one sack... Placed on Reserve/Injured list on Dec. 7... (9/18) at Den.: Had five tackles... (10/9) at Jac.: Posted three tackles, including five-yard sack of Blaine Gabbert in first quarter... (11/6) at Ten.: Recorded a line-leading four tackles.

2010: Played in 14 games, with eight starts, and had 44 tackles, 2.5 sacks, a pass defended and nine pressures... (9/19) vs. Bal.: Had a fourth-quarter pass deflection that resulted in an INT by LB Brandon Johnson... (11/8) vs. Pit.: Started as injury replacement, recording a line-leading six tackles (one for loss)... (12/12) at Pit.: Posted Five tackles, including an 8-yard sack of Ben Roethlisberger... (12/19) vs. Cle.: Notched four tackles, including an 8-yard sack of Colt McCoy.

2009: Played every regular-season game with three starts as Bengals claimed AFC North title, but was placed on Reserve/Injured for Wild Card playoff due to right forearm fracture suffered in regular-season finale at Jets...

AT A GLANCE

- Signed by Raiders as unrestricted free agent on March 13, 2013.
- After opening 2012 season on Physically Unable to Perform list, return to active status coincided with start of Bengals' 7-1 run over final eight games in '12.
- In 2012 season debut, recorded only career interception—of Eli Manning at the N.Y. Giants 18, setting up a Bengals TD in Week 9 action.
- Youngest among 10 children in his family.
- Helped lead high school basketball team to Florida state championship as a junior.

(9/20) at GB: Recovered fumble by Ryan Grant at Bengals' 38 in third quarter, returning ball to offense for TD drive that put Bengals ahead to stay at 28-21... (9/27) vs. Pit.: Had a shared sack of Ben Roethlisberger in fourth quarter that forced Steelers to punt prior to offense's game-winning TD drive... (10/18) vs. Hou.: Had a team-high three QB pressures.

2008: Played in Bengals' last 11 games as a rookie and started six of the last seven as injuries depleted line depth... Had 50 tackles, including three for losses, with one sack and five QB pressures... Inactive for Games 1-5, due in part to a preseason turf toe injury... (10/12) at NYJ: Made NFL debut... Posted seven tackles, including one for loss... (11/2) vs. Jac.: Logged first NFL sack when he dropped David Garrard for 2-yard loss.

COLLEGE: Played three seasons (2004 and '06-07) at Auburn, entering NFL Draft after junior season... First-team All-SEC choice by Associated Press in 2007, despite playing most of year with cast to protect left hand fracture... Key force inside for '07 club that ranked sixth nationally in fewest points allowed (16.9) and average net yards allowed (197.9)... Recorded 4.5 sacks as junior... Missed the 2005 season, absent from the team due to family obligations... Public administration major.

PERSONAL: Earned Florida Class 5A all-state honors as a senior at Dillard High School in his hometown of Ft. Lauderdale, Fla., where he was named to PrepStar All-America team as a senior... Also played prep basketball and helped lead team to state championship as a junior... Youngest among 10 children in his family.

PAT SIMS' NFL STATISTICS

Year	Team	TACKLES							INTERCEPTIONS					FUMBLES			
		GP	GS	Tot	Solo	Asst	Sk	Yds	No	Yds	Lg	TD	PD	FF	FR	Yds	
2008	Cincinnati	11	6	50	31	19	1.0	2.0	0	0	0	0	0	0	0	0	0
2009	Cincinnati	16	8	36	20	16	0.5	2.5	0	0	0	0	0	0	1	0	
2010	Cincinnati	14	8	44	19	25	2.5	20.0	0	0	0	1	0	0	0	0	
2011	Cincinnati	11	1	28	13	15	1.0	5.0	0	0	0	0	0	0	0	0	
2012	Cincinnati	8	0	21	15	6	0.0	0.0	1	3	3	0	1	1	0	0	
NFL totals (five years)		60	23	179	98	81	5.0	29.5	1	3	3	0	2	1	1	0	
PLAYOFFS																	
2012	Cincinnati	1	0	4	3	1	0.0	0.0	0	0	0	0	0	0	0	0	



ADDITIONAL STATISTICS: Career sacks: Ben Roethlisberger (1½), Blaine Gabbert, David Garrard, Colt McCoy, Ryan Fitzpatrick (½). Special-teams tackles: 1 in 2009.

SINGLE-GAME HIGHS & CAREER MILESTONES: TACKLES: Total – 7, twice; last: vs. Bal., 11/30/08, with Bengals. Solo – 5, three times; last: vs. Bal., 12/30/12, with Bengals. SACKS – 1.0, four times; last, at Jac., 10/9/11, with Bengals. NFL debut: at NYJ, 10/12/08, with Bengals. First NFL start: vs. Phi., 11/16/08, with Bengals. First NFL sack: vs. Jacksonville, 11/2/08, with Bengals (D.Garrard). Last sack: at Jac., 10/9/11, with Bengals (B.Gabbert). Interception: vs. NYG, 11/11/12 (E.Manning).

PAT SIMS GAME-BY-GAME

2008, CINCINNATI

Date	Opp	GP	GS	Tot	So	As	Sk	Yd	Int	Yd	Lg	TD	PD	FF	FR
09/07	at Bal-L			(inactive)											
09/14	Ten-L			(inactive)											
09/21	at NYG-L			(inactive)											
09/28	Cle-L			(inactive)											
10/05	at Dal-L			(inactive)											
10/12	at NYJ-L	1	0	7	4	3	0.0	0.0	0	0	0	0	0	0	0
10/19	Pit-L	1	0	5	2	3	0.0	0.0	0	0	0	0	0	0	0
10/26	at Hou-L	1	0	5	5	0	0.0	0.0	0	0	0	0	0	0	0
11/02	Jac-W	1	0	6	4	2	1.0	2.0	0	0	0	0	0	0	0
11/16	Phi-T	1	1	3	3	0	0.0	0.0	0	0	0	0	0	0	0
11/20	at Pit-L	1	1	2	1	1	0.0	0.0	0	0	0	0	0	0	0
11/30	Bal-L	1	1	7	5	2	0.0	0.0	0	0	0	0	0	0	0
12/07	at Ind-L	1	0	4	3	1	0.0	0.0	0	0	0	0	0	0	0
12/14	Was-W	1	1	6	3	3	0.0	0.0	0	0	0	0	0	0	0
12/21	at Cle-W	1	1	3	1	2	0.0	0.0	0	0	0	0	0	0	0
12/28	KC-W	1	1	2	0	2	0.0	0.0	0	0	0	0	0	0	0
08 TOTALS		11	6	50	31	19	1.0	2.0	0	0	0	0	0	0	0

2009, CINCINNATI

Date	Opp	GP	GS	Tot	So	As	Sk	Yd	Int	Yd	Lg	TD	PD	FF	FR
09/13	Den-L	1	0	3	3	0	0.0	0.0	0	0	0	0	0	0	0
09/20	at GB-W	1	0	2	0	2	0.0	0.0	0	0	0	0	0	0	1
09/27	Pit-W	1	0	4	1	3	0.5	2.5	0	0	0	0	0	0	0
10/04	at Cle-W	1	1	3	1	2	0.0	0.0	0	0	0	0	0	0	0
10/11	at Bal-W	1	1	5	4	1	0.0	0.0	0	0	0	0	0	0	0
10/18	Hou-L	1	1	3	3	0	0.0	0.0	0	0	0	0	0	0	0
10/25	Chi-W	1	0	0	0	0	0.0	0.0	0	0	0	0	0	0	0
11/08	Bal-W	1	0	2	2	0	0.0	0.0	0	0	0	0	0	0	0
11/15	at Pit-W	1	0	3	0	3	0.0	0.0	0	0	0	0	0	0	0
11/22	at Oak-L	1	0	1	1	0	0.0	0.0	0	0	0	0	0	0	0
11/29	Cle-W	1	0	1	1	0	0.0	0.0	0	0	0	0	0	0	0
12/06	Det-W	1	1	1	0	1	0.0	0.0	0	0	0	0	0	0	0
12/13	at Min-L	1	1	5	2	3	0.0	0.0	0	0	0	0	0	0	0
12/20	at SD-L	1	1	1	0	1	0.0	0.0	0	0	0	0	0	0	0
12/27	KC-W	1	1	1	1	0	0.0	0.0	0	0	0	0	0	0	0
01/03	at NYJ-L	1	1	1	1	0	0.0	0.0	0	0	0	0	0	0	0
09 TOTALS		16	8	36	20	16	0.5	2.5	0	0	0	0	0	0	1

2010, CINCINNATI

Date	Opp	GP	GS	Tot	So	As	Sk	Yd	Int	Yd	Lg	TD	PD	FF	FR
09/12	at NE-L			(inactive)											
09/19	Bal-W	1	0	0	0	0	0.0	0.0	0	0	0	0	1	0	0
09/26	at Car-W	1	0	1	0	1	0.0	0.0	0	0	0	0	0	0	0
10/03	at Cle-L	1	0	3	2	1	0.0	0.0	0	0	0	0	0	0	0
10/10	TB-L	1	0	3	0	3	0.0	0.0	0	0	0	0	0	0	0
10/24	at Atl-L			(inactive)											
10/31	Mia-L	1	0	3	2	1	0.0	0.0	0	0	0	0	0	0	0
11/08	Pit-L	1	1	6	3	3	0.0	0.0	0	0	0	0	0	0	0
11/14	at Ind-L	1	1	2	1	1	0.0	0.0	0	0	0	0	0	0	0
11/21	Buf-L	1	1	2	0	2	0.5	4.0	0	0	0	0	0	0	0
11/25	at NYJ-L	1	1	5	2	3	0.0	0.0	0	0	0	0	0	0	0
12/05	NO-L	1	1	2	2	0	0.0	0.0	0	0	0	0	0	0	0
12/12	at Pit-L	1	0	5	3	2	1.0	8.0	0	0	0	0	0	0	0
12/19	Cle-W	1	1	4	1	3	1.0	8.0	0	0	0	0	0	0	0
12/26	SD-W	1	1	4	2	2	0.0	0.0	0	0	0	0	0	0	0
01/02	at Bal-L	1	1	4	1	3	0.0	0.0	0	0	0	0	0	0	0
10 TOTALS		14	8	44	19	25	2.5	20.0	0	0	0	0	1	0	0

2011, CINCINNATI

Date	Opp	GP	GS	Tot	So	As	Sk	Yd	Int	Yd	Lg	TD	PD	FF	FR
09/11	at Cle-W	1	0	2	1	1	0.0	0.0	0	0	0	0	0	0	0
09/18	at Den-L	1	0	5	2	3	0.0	0.0	0	0	0	0	0	0	0
09/25	SF-L	1	0	3	2	1	0.0	0.0	0	0	0	0	0	0	0
10/02	Buf-W	1	0	2	0	2	0.0	0.0	0	0	0	0	0	0	0
10/09	at Jac-W	1	0	3	1	2	1.0	5.0	0	0	0	0	0	0	0
10/16	Ind-W	1	1	3	2	1	0.0	0.0	0	0	0	0	0	0	0
10/30	at Sea-W	1	0	2	1	1	0.0	0.0	0	0	0	0	0	0	0
11/06	at Ten-W	1	0	4	1	3	0.0	0.0	0	0	0	0	0	0	0
11/13	Pit-L	1	0	0	0	0	0.0	0.0	0	0	0	0	0	0	0
11/20	at Bal-L	1	0	2	1	1	0.0	0.0	0	0	0	0	0	0	0
11/27	Cle-W	1	0	2	2	0	0.0	0.0	0	0	0	0	0	0	0
12/04	at Pit-L			(inactive -- ankle)											
12/11	Hou-L			(injured reserve -- ankle)											
12/18	at StL-W			(injured reserve -- ankle)											
12/24	Ari-W			(injured reserve -- ankle)											
01/01	Bal-L			(injured reserve -- ankle)											
11 TOTALS		11	1	28	13	15	1.0	5.0	0	0	0	0	0	0	0

2012, CINCINNATI

Date	Opp	GP	GS	Tot	So	As	Sk	Yd	Int	Yd	Lg	TD	PD	FF	FR
09/10	at Bal-L			Reserve/physically unable to perform (hamstring)											
09/16	Cle-W			Reserve/physically unable to perform (hamstring)											
09/23	at Was-W			Reserve/physically unable to perform (hamstring)											
09/30	at Jac-W			Reserve/physically unable to perform (hamstring)											
10/07	Mia-L			Reserve/physically unable to perform (hamstring)											
10/14	at Cle-L			Reserve/physically unable to perform (hamstring)											
10/21	Pit-L			Reserve/physically unable to perform (hamstring)											
11/04	Den-L			Reserve/physically unable to perform (hamstring)											
11/11	NYG-W1	0	2	2	0	0	0.0	0.0	1	3	3	0	1	0	0
11/18	at KC-W	1	0	0	0	0	0.0	0.0	0	0	0	0	0	0	0
11/25	Oak-W	1	0	3	2	1	0.0	0.0	0	0	0	0	0	0	0
12/02	at SD-W	1	0	2	2	0	0.0	0.0	0	0	0	0	0	0	0
12/09	Dal-L	1	0	2	0	2	0.0	0.0	0	0	0	0	0	0	0
12/13	at Phi-W	1	0	1	1	0	0.0	0.0	0	0	0	0	0	0	1
12/23	at Pit-W	1	0	6	3	3	0.0	0.0	0	0	0	0	0	0	0
12/30	Bal-W	1	0	5	5	0	0.0	0.0	0	0	0	0	0	0	0
12 TOTALS		8	0	21	15	6	0.0	0.0	1	3	3	0	1	1	0
01/05	at Hou-L1	1	0	4	3	1	0.0	0.0	0	0	0	0	0	0	0

1AFC Wild Card playoff



36

Reggie SMITH

SAFETY | OKLAHOMA

HT: 6-1

WT: 192

Born: 9/3/86

Acquired: FA-'13

Fifth NFL season

First Raiders Season

High School: Santa Fe (Edmond, Okla.)



Selected by San Francisco 49ers in third round (75th overall) of 2008 NFL Draft, April 27, 2008...Signed first contract, July 22, 2008...Signed by Carolina Panthers as unrestricted free agent, April 4, 2012...Terminated by Panthers, Aug. 31, 2012...Signed by Oakland Raiders as free agent, April 11, 2013.

CAREER: Versatile veteran defensive back who has seen NFL action at both cornerback and safety and as a core special teams member in five pro seasons...Has played in 45 regular season games and two postseason contests with seven starts in four NFL campaigns...As a pro, has recorded 64 total tackles, two interceptions and two fumble recoveries...Has seen limited action as a punt returner, with 7 career returns for 43 total yards.

2012: Spent offseason, training camp and preseason with Carolina after signing with Panthers as an unrestricted free agent following first four NFL seasons with San Francisco 49ers...Released in final cutdown.

2011: Played in 16 regular season games and both postseason contests for San Francisco...Saw action on special teams and as a reserve on defense...Compiled 16 tackles, one interception and three passes defended...Logged six special teams tackles...Returned four punts for 37 yards...(9/25) at Cin.: Recorded a fingertip diving interception of a pass by Bengals quarterback Andy Dalton at the 49ers' 14-yard line late in the fourth quarter to help 49ers secure a 13-8 victory over Bengals...(11/6) at Was.: Tied the team-high with 2 special teams tackles. Postseason: Played in both games...Registered one pass defended and two special teams tackles...(1/14): NFC Divisional Playoff vs. NO: Broke up a pass intended for Saints wide receiver Marques Colston in pivotal fourth-quarter moment, forcing Saints to settle for a field goal.

2010: Started the final seven games of the season at strong safety for San Francisco in 2010...Set career highs with 37 tackles, one interception, four passes defended and 14 special teams tackles...(11/21) vs. TB: Made his first career start and totaled 3 tackles... (12/12) vs. Sea.: Registered his first career interception, picking off QB Matt Hasselbeck and returning the ball 20 yds. to the Seattle 11-yd. line to set up a 22-yd. FG by K Jeff Reed...(12/26) at StL.: Set a career-high with 7 tackles versus Rams.

2009: Played in 10 games for San Francisco in 2009...Moved to safety after lining up at cornerback as a rookie...Gathered six special teams tackles...Returned three punts for seven yards...(9/27) at Min.: Suffered a groin injury and

AT A GLANCE

- Versatile veteran defensive back who has seen NFL action at both cornerback and safety and as a core special teams member in five pro seasons.
- In 2010, started the final seven games of the season at strong safety for San Francisco and set career highs with 37 tackles, one interception, four passes defended and 14 special teams stops.
- Played in 39 games with 36 starts—20 starts at SS, 16 at CB—at Oklahoma.

was inactive for Weeks 4-9.

2008: Played in three games as a reserve cornerback for San Francisco...(9/21) vs. Det.: Made NFL debut and recorded 2 special teams tackles...(11/16) vs. StL: Saw action and made first career tackle on defense.

COLLEGE: Played in 39 games with 36 starts—20 starts coming at SS, 16 at CB—at Oklahoma...Totaled 166 tackles, one sack, eight interceptions and 22 passes defended...Averaged 21.9 yards on 33 kickoff returns and 7.3 yards on 67 punt returns with one touchdown...Earned first-team All-Big 12 Conference honors as a junior in 2007 after starting 13 games at cornerback...Second team All-Big 12 Conference choice as a sophomore in 2006...Tied for second on the team with three interceptions, returning one 42 yards for a touchdown...Spent first 2 games as a reserve before starting final 10 games at SS as a freshman...Big-12 Conference All-Freshman choice in 2005 by The Sporting News.

PERSONAL: Attended Santa Fe (Edmond, Okla.) High School, lining up as a DB, WR and RB...Two-time all-state choice, earned USA Today first-team honors as a senior after recording 63 tackles and 6 interceptions on defense, while rushing for 935 yds. on 122 carries with 9 TDs and catching 47 passes for 607 yards with 8 scores...Named Oklahoma Offensive Player of the Year as a junior after leading team to Class 6A championship game... Also lettered in basketball and track, clocking a personal best 10.8 in the 100-meters...Worked as a janitor before college.

REGGIE SMITH'S NFL STATISTICS

Year	Team	GP	GS	TACKLES				INTERCEPTIONS					FUMBLES				
				Tot	Solo	Asst	Sk	Yds	No	Yds	Lg	TD	PD	FF	FR	Yds	
2008	San Francisco	3	0	1	1	0	0	0.0	0.0	0	0	0	0	0	0	0	0
2009	San Francisco	10	0	0	0	0	0	0.0	0.0	0	0	0	0	0	0	0	0
2010	San Francisco	16	7	37	29	8	0	0.0	0.0	1	20	20	0	4	0	0	0
2011	San Francisco	16	0	16	14	2	0	0.0	0.0	1	11	11	0	3	0	0	0
NFL totals (four years)		45	7	54	44	10	0	0.0	0.0	2	31	20	0	7	0	0	0
PLAYOFFS																	
2011	San Francisco	2	0	0	0	0	0	0.0	0.0	0	0	0	0	1	0	0	0
Year	Team	No	Yds	KICKOFF RETURNS				PUNT RETURNS									
				Avg	Lg	TD	No	FC	Yds	Avg	Lg	TD					
2009	San Francisco	0	0	-	-	0	3	0	7	2.3	9	0					
2011	San Francisco	0	0	-	-	0	4	1	37	9.3	14	0					
NFL totals		0	0	-	-	-	7	1	44	6.3	14	0					



ADDITIONAL STATISTICS: Career interceptions: Andy Dalton, Matt Hasselbeck. Special-teams tackles: 3 in 2008, 6 in 2009, 14 in 2010, 6 in 2011, 2 in '11 playoffs; NFL total: 29.

SINGLE-GAME HIGHS & CAREER MILESTONES: TACKLES: Total – 7, at StL, 12/26/10, with 49ers. Solo – 6, vs. StL, 11/14/10, with 49ers. PASSES DEFENSED: 2, vs. NO, 9/20/10, with 49ers. NFL debut: vs. Det., 9/21/08, with 49ers. First NFL start: vs. TB, 11/21/10, with 49ers. First NFL interception: vs. Sea., 12/12/10, with 49ers (M.Hasselbeck). Last interception: at Cin., 9/25/11, with 49ers (A.Dalton).

REGGIE SMITH GAME-BY-GAME

2008, SAN FRANCISCO

Date	Opp	GP	GS	Tot	So	As	Sk	Yd	Int	Yd	Lg	TD	PD	FF	FR
09/07	Ari-L			(inactive)											
09/14	at Sea-W			(inactive)											
09/21	Det-W	1	0	0	0	0	0.0	0.0	0	0	0	0	0	0	0
09/28	at NO-L			(inactive)											
10/05	NE-L			(inactive)											
10/12	Phi-L			(inactive)											
10/19	at NYG-L			(inactive)											
10/26	Sea-L			(inactive)											
11/10	at Ari-L			(inactive)											
11/16	StL-W	1	0	1	1	0	0.0	0.0	0	0	0	0	0	0	0
11/23	at Dal-L			(inactive)											
11/30	at Buf-W			(inactive)											
12/07	NYJ-W	1	0	0	0	0	0.0	0.0	0	0	0	0	0	0	0
12/14	at Mia-L			(inactive)											
12/21	at StL-W			(inactive)											
12/28	Was-W			(inactive)											
08 TOTALS		3	0	1	1	0	0.0	0.0	0	0	0	0	0	0	0

2009, SAN FRANCISCO

Date	Opp	GP	GS	Tot	So	As	Sk	Yd	Int	Yd	Lg	TD	PD	FF	FR
09/13	at Ari-W			(inactive)											
09/20	Sea-W	1	0	0	0	0	0.0	0.0	0	0	0	0	0	0	0
09/27	at Min-L	1	0	0	0	0	0.0	0.0	0	0	0	0	0	0	0
10/04	StL-W			(inactive--groin)											
10/11	Ati-L			(inactive--groin)											
10/25	at Hou-L			(inactive--groin)											
11/01	at Ind-L			(inactive--groin)											
11/08	Ten-L			(inactive--groin)											
11/12	Chi-W	1	0	0	0	0	0.0	0.0	0	0	0	0	0	0	0
11/22	at GB-L	1	0	0	0	0	0.0	0.0	0	0	0	0	0	0	0
11/29	Jac-W	1	0	0	0	0	0.0	0.0	0	0	0	0	0	0	0
12/06	at Sea-L	1	0	0	0	0	0.0	0.0	0	0	0	0	0	0	0
12/14	Ari-W	1	0	0	0	0	0.0	0.0	0	0	0	0	0	0	0
12/20	at Phi-L	1	0	0	0	0	0.0	0.0	0	0	0	0	0	0	0
12/27	Det-W	1	0	0	0	0	0.0	0.0	0	0	0	0	0	0	0
01/03	at StL-W	1	0	0	0	0	0.0	0.0	0	0	0	0	0	0	0
09 TOTALS		10	0	0	0	0	0.0	0.0	0	0	0	0	0	0	0

2010, SAN FRANCISCO

Date	Opp	GP	GS	Tot	So	As	Sk	Yd	Int	Yd	Lg	TD	PD	FF	FR
09/12	at Sea-L	1	0	0	0	0	0.0	0.0	0	0	0	0	0	0	0
09/20	NO-L	1	0	2	0	0	0.0	0.0	0	0	0	0	2	0	0
09/26	at KC-L	1	0	0	0	0	0.0	0.0	0	0	0	0	0	0	0
10/03	at Atl-L	1	0	0	0	0	0.0	0.0	0	0	0	0	0	0	0
10/10	Phi-L	1	0	0	0	0	0.0	0.0	0	0	0	0	0	0	0
10/17	Oak-W	1	0	0	0	0	0.0	0.0	0	0	0	0	0	0	0
10/24	at Car-L	1	0	2	2	0	0.0	0.0	0	0	0	0	0	0	0
10/31	Den-W	1	0	0	0	0	0.0	0.0	0	0	0	0	0	0	0
11/14	StL-W	1	0	6	6	0	0.0	0.0	0	0	0	0	0	0	0
11/21	TB-L	1	1	3	1	2	0.0	0.0	0	0	0	0	1	0	0
11/29	at Ari-W	1	1	3	2	1	0.0	0.0	0	0	0	0	0	0	0
12/05	at GB-L	1	1	2	2	0	0.0	0.0	0	0	0	0	0	0	0
12/12	Sea-W	1	1	4	4	0	0.0	0	1	20	20	0	1	0	0
12/16	at SD-L	1	1	2	2	0	0.0	0.0	0	0	0	0	0	0	0
12/26	at StL-L	1	1	7	5	2	0.0	0.0	0	0	0	0	0	0	0
01/02	Ari-W	1	1	6	3	3	0.0	0.0	0	0	0	0	0	0	0
10 TOTALS		16	7	37	29	8	0.0	0.0	1	20	20	0	4	0	0

2011, SAN FRANCISCO

Date	Opp	GP	GS	Tot	So	As	Sk	Yd	Int	Yd	Lg	TD	PD	FF	FR
09/11	Sea-W	1	0	2	2	0	0.0	0.0	0	0	0	0	0	0	0
09/18	Dal-L	1	0	3	3	0	0.0	0.0	0	0	0	0	0	0	0
09/25	at Cin-W	1	0	1	0	1	0.0	0.0	1	11	11	0	1	0	0
10/02	at Phi-W	1	0	4	4	0	0.0	0.0	0	0	0	0	1	0	0
10/09	TB-W	1	0	4	3	1	0.0	0.0	0	0	0	0	1	0	0
10/16	at Det-W	1	0	0	0	0	0.0	0.0	0	0	0	0	0	0	0
10/30	Cle-W	1	0	0	0	0	0.0	0.0	0	0	0	0	0	0	0
11/06	at Was-W	1	0	0	0	0	0.0	0.0	0	0	0	0	0	0	0
11/13	NYG-W	1	0	0	0	0	0.0	0.0	0	0	0	0	0	0	0
11/20	Ari-W	1	0	0	0	0	0.0	0.0	0	0	0	0	0	0	0
11/24	at Bal-L	1	0	0	0	0	0.0	0.0	0	0	0	0	0	0	0
12/04	StL-W	1	0	0	0	0	0.0	0.0	0	0	0	0	0	0	0
12/11	at Ari-L	1	0	0	0	0	0.0	0.0	0	0	0	0	0	0	0
12/19	Pit-W	1	0	2	2	0	0.0	0.0	0	0	0	0	0	0	0
12/24	at Sea-W	1	0	0	0	0	0.0	0.0	0	0	0	0	0	0	0
01/01	at StL-W	1	0	0	0	0	0.0	0.0	0	0	0	0	0	0	0
11 TOTALS		16	0	16	14	2	0.0	0.0	1	11	11	0	3	0	0
01/14	NO-W	1	0	0	0	0	0.0	0.0	0	0	0	0	1	0	0
01/22	NYG-L	2	0	0	0	0	0.0	0.0	0	0	0	0	0	0	0

1NFC Divisional playoff; 2NFC Championship



79



Willie SMITH

TACKLE | EAST CAROLINA

HT: 6-5 WT: 310

Born: 11/13/86

Acquired: W-'12 (Was.)

Third NFL season

Second Raiders Season

High School: North Johnston (Kenly, N.C.)

Signed by Washington Redskins as non-drafted free agent, July 27, 2011...Waived by Redskins, Aug. 31, 2012...Claimed off waivers by Oakland Raiders, Sept. 1, 2012.

CAREER: Young blocker has played in 13 games with 10 starts in two NFL seasons...Saw action in four games, three starts, with the Redskins as a rookie in 2011...Played in place of an injured Khalif Barnes at right tackle for the Raiders in 2012, seeing significant action in nine games.

2012: Played in nine games, with seven starts...Played 505 offensive snaps...(9/10) vs. SD: Made his Raiders debut, on special teams...(9/16) at Mia.: Replaced an injured Khalif Barnes (groin) at right tackle and played the final 32 minutes...(9/23) vs. Pit.: Made his first start in a Raiders uniform, replacing Barnes at right tackle, and helped Darren McFadden rush for 113 yards, including a 64-yard burst to his side in the first quarter...(10/28) at KC: In 26-16 win, ushered McFadden to 114 rushing yards on a line that didn't allow a sack.

2011: Earned roster spot out of training camp with the Redskins...Started final three games of the season at left tackle...In three starts, opposed edge pass rushers Jason Pierre-Paul, Jared Allen and Trent Cole...(12/11) vs. NE: Made NFL debut...(12/18) at NYG: Made first career start...Blocked for an offense that tied a season high with 40 rushing attempts...(12/24) vs. MIN: Helped RB Evan Royster post 132 yards rushing...(1/1/12) at PHI: Blocked for Royster, who posted his second straight 100-yard rushing performance.

AT A GLANCE

- Entered the NFL as a non-drafted free agent with the Washington Redskins in 2011.
- Has played in 13 games with 10 starts over two seasons with Washington and Oakland.
- Filled in for an injured Khalif Barnes at right tackle in 2012, playing in nine games with seven starts.
- Helped lead East Carolina to Conference USA championships in 2008 and 2009.
- Earned a bachelor's degree in business management at East Carolina.

COLLEGE: Played in 52 games with 27 starts in four years at East Carolina...Named first-team All-Conference USA as a senior...Member of Conference USA championship teams in 2008 and 2009...Key member of an offensive line that ranked sixth nationally in fewest sacks allowed (12 in 14 games)...Earned selection to the ECU Athletic Director's Honor Roll...Earned a bachelor's degree in business management.

PERSONAL: Attended North Johnston High School in Kenly, N.C. ...Helped team to a 14-1 record and a conference championship as a senior...As a senior, recorded 107 stops (92 solo), 30 tackles for loss, 14 sacks, 17 quarterback pressures, three forced fumbles, two fumble recoveries and one interception...Earned three letters in football and four in basketball.


WILLIE SMITH'S GAMES PLAYED/STARTED

Year	Team	GP	GS
2011	Washington.....	4	3
2012	Oakland	9	7
NFL totals (two years)		13	10

ADDITIONAL STATISTICS: Miscellaneous tackles: 1 in 2011. Miscellaneous fumble recoveries: 1 in 2012.

CAREER MILESTONES: NFL debut: vs. NE, 12/11/11, with Redskins. First NFL start: at NYG, 12/18/11, with Redskins





Jeremy STEWART

RUNNING BACK | STANFORD

HT. 5-11 WT. 215
 Born: 2/17/89
 Acquired: FA-'12

Second NFL season
 Second Raiders Season
 High School: Catholic (Baton Rouge, La.)

Signed by Philadelphia Eagles as non-drafted free agent, May 14, 2012...Waived by Eagles, Aug. 7, 2012...Claimed off waivers by New York Jets, Aug. 8, 2012...Waived by Jets, Aug. 27, 2012...Signed by Oakland Raiders to practice squad, Sept. 3, 2012...Promoted by Raiders to active roster, Nov. 10, 2012.

2012: Played in four games with Raiders...Originally signed by Philadelphia Eagles as a non-drafted free agent...Was in training camp with the New York Jets before being signed to Raiders practice squad...Played 66 offensive snaps, and on 25 rushing attempts, totaled 101 yards (4.0 avg.), and caught eight passes for 62 yards (7.8 avg.)...Also returned three kickoffs for 43 yards (14.3 avg.)...(11/11) at Bal.: Promoted to the active roster the day before the game, made his NFL debut and recorded his career's first seven carries... Also served as the blocking deep man on kickoff returns...(11/18) vs. NO: Took a third-quarter screen pass for 23 yards, hurdling Malcolm Jenkins...Also returned two kickoffs...(11/25) at Cin.: Snagged a dumpoff in the fourth quarter and raced 26 yards down the left sideline for an important first down...(12/2) vs. Cle.: Led the team with 46 yards on nine carries (5.1 avg.), including 11- and 14-yard bursts on consecutive carries on a second-quarter FG drive; also had a 10-yard run in the third quarter.

AT A GLANCE

- Spent nine weeks on Raiders practice squad before being promoted to active roster and playing in four games as a rookie.
- Led team with 46 yards on nine carries vs. Cleveland on Dec. 2, including 11- and 14-yard runs.
- Posted a 20.7-yard kickoff-return average on 30 career returns at Stanford.
- Part of a Stanford running game as a junior that averaged 213.8 yards per contest.

game that averaged 213.8 yards per contest and amassed the second-highest rushing total in school history (2,779 yards).

COLLEGE: Played four years at Stanford...Rushed for 920 career yards and 14 touchdowns on 209 carries in addition to catching 18 passes for 123 yards and a touchdown...Posted a 20.7-yard kickoff-return average on 30 returns... Granted a fifth year of eligibility after playing in just four games as a junior in 2008...As a senior, rushed 55 times for 257 yards and a career-high nine touchdowns...In 2010, was one of five running backs who paced a Stanford ground

PERSONAL: Attended Catholic High School in Baton Rouge, La. ...Helped his team to a 13-1 record and a state semifinal game...Named first team all-state, all-district and all-metro as senior...Also earned Metro Offensive MVP honors...Finished third in the state in the 300-meter hurdles.

JEREMY STEWART'S NFL STATISTICS

Year	Team	RUSHING							RECEIVING				
		GP	GS	Att	Yds	Avg	Lg	TD	No	Yds	Avg	Lg	TD
2012	Oakland	4	0	25	101	4.0	14	0	8	62	7.8	26	0

Year	Team	KICKOFF RETURNS				
		No	Yds	Avg	Lg	TD
2012	Oakland	3	43	14.3	16	0

SINGLE-GAME HIGHS & CAREER MILESTONES: RUSHING: Attempts - 9, vs. Cle., 12/2/12. Yards - 46 vs. Cle., 12/2/12. Long - 14, vs. Cle., 12/2/12. RECEIVING: Receptions - 6, at Cin., 11/25/12. Yards - 37, at Cin., 11/25/12. Long - 26, at Cin., 11/25/12. NFL debut: at Bal., 11/11/12.

JEREMY STEWART GAME-BY-GAME

2012, OAKLAND		RUSHING							RECEIVING					Total
Date	Opp	GP	GS	Att	Yds	Avg	Lg	TD	No	Yds	Avg	Lg	TD	Offense
09/10	SD-L			(practice squad)										
09/16	at Mia-L			(practice squad)										
09/23	Pit-W			(practice squad)										
09/30	at Den-L			(practice squad)										
10/14	at Atl-L			(practice squad)										
10/21	Jac-W			(practice squad)										
10/28	at KC-W			(practice squad)										
11/04	TB-L			(practice squad)										
11/11	at Bal-L	1	0	7	22	3.1	6	0	0	0	-	-	0	22
11/18	NO-L	1	0	2	7	3.5	3	0	1	23	23.0	23	0	30
11/25	at Cin-L	1	0	7	26	3.7	8	0	6	37	6.2	26	0	63
12/02	Cle-L	1	0	9	46	5.1	14	0	1	2	2.0	2	0	48
12/06	Den-L			(inactive)										
12/16	KC-W			(inactive)										
12/23	at Car-L			(inactive)										
12/30	at SD-L			(inactive)										
12 TOTALS		4	0	25	101	4.0	14	0	8	62	7.8	26	0	163





Rod STREATER

WIDE RECEIVER | TEMPLE

HT. 6-3

WT. 200

Born: 2/9/88

Acquired: FA-12

Second NFL season

Second Raiders Season

High School: Burlington Township (Burlington, N.J.)

Signed by Raiders as non-drafted free agent, May 4, 2012.

2012: Played in all 16 games, with two starts...Played 554 offensive snaps and led the team in average per reception (15.0), posting 39 catches for 584 yards and three touchdowns...His 39 catches tied for the third-most by an undrafted NFL player since 2000; they were third among undrafted wide receivers, trailing only Miami's Davone Bess (54 in 2008) and Seattle's Doug Baldwin (51 in 2011)...Among Raiders rookies, his 39 grabs were more than Marcus Allen (38 in 1982) and ranked fourth, trailing only Zach Miller (44 in 2007), Tim Brown (43 in 1988) and Raymond Chester (42 in 1970)...(9/10) vs. SD: Made his NFL debut in the starting lineup with both Jacoby Ford (foot) and Denarius Moore (hamstring) inactive...Posted his first NFL reception on initial series, deep in San Diego territory...Late in game, caught his first NFL score on a 2-yard strike from Carson Palmer...(9/23) vs. Pit.: In a 34-31 win, moved the chains with a tough fourth-quarter catch, converting a third-and-9 with a 17-yard reception on the sideline, en route to a TD...Poked in the eye on the play, left before returning on the next series...(10/14) at Atl.: Caught a 14-yard pass to convert an early third-and-12...(10/21) vs. Jac.: Made his second career start, part of a three-WR alignment...High-pointed a key, 18-yard reception on the game's most important drive, converting a third-and-6 to the Jags' 25, helping to set up the game-tying TD late in fourth quarter of a 26-23 overtime win; then, caught another sideline pass on the Raiders' last offensive snap, setting up a 64-yard Janikowski FG attempt that would've won the game...(10/28) at KC: Recovered an outside kick in final minutes, helping to preserve a 26-16 win...(11/4) vs. TB: Registered four catches for 54 yards, including a go-ahead, 25-yard touchdown late in the first half...(11/18) vs. NO: Set up a fourth-quarter touchdown with a 20-yard reception to the Saints' 3...(12/2) vs. Cle.: Caught a 64-yard touchdown late in third quarter...(12/6) vs. Den.: Registered his first career 100-yard receiving game, on the strength of a 58-yard pass in the first quarter...(12/16) vs. KC: In 15-0 win, tied for the team lead with five catches, including a 9-yard reception late in the first half to start an impressive drive that resulted in points entering the locker room...(12/30) at SD: Tied for the team lead with four receptions.

AT A GLANCE

- Last name is pronounced STREET-er.
- Totaled 39 receptions as a rookie in 2012, tied for third-most by an undrafted NFL player since 2002 and the fourth-most by a rookie in franchise history.
- Has worked with agent D.S. Ping to learn jiu-jitsu, applying those skills to engage cornerbacks at the line of scrimmage.
- New Jersey state champion in the high jump, was one of the top players pursued by the Raiders following the 2012 NFL Draft.

COLLEGE: Played two years at Temple after transferring from Alfred State... Played in 25 career games with 16 starts at Temple...As a senior, ranked third on team with 19 receptions for 401 yards and three touchdowns...Hauled in a 61-yard touchdown against Wyoming...Had three catches for 82 yards, including a 34-yard touchdown strike, against Ohio...Named Philadelphia Inquirer Academic All-Area in both 2010 and '11...As a junior, played in all 12 games with seven starts...Finished second on team with 30 receptions for 481 yards and four touchdowns...Named team's 2010 Newcomer of the Year...In two junior-college seasons at Alfred (N.Y.) State, played both wide receiver and safety in two years...Had 24 receptions for 539 yards and six touchdowns in 2009...Also posted 20 tackles, two interceptions and a forced fumble...In track, was a first-team All-American and All-Region III in the high jump...Helped track team to a regional championship in 2009...Studied strategic and organizational communications.

PERSONAL: Given name: Rod William Streater...Nicknamed Streets...Attended Burlington Township (N.J.) High School...An All-Patriot Division honoree at defensive back...Also first-team all-county selection in the high jump.

ROD STREATER'S NFL STATISTICS

Year	Team	RECEIVING							RUSHING				
		GP	GS	No	Yds	Avg	Lg	TD	Att	Yds	Avg	Lg	TD
2012	Oakland	16	2	39	584	15.0	64	3	0	0	-	-	0


ADDITIONAL STATISTICS: Caught two-point conversion from C.Palmer, vs. SD, 9/10/12. Miscellaneous tackles: 1 in 2012. Fumbles-lost - 1-1 in 2012.

SINGLE-GAME HIGHS & CAREER MILESTONES: RECEIVING: Receptions - 5, vs. KC, 12/16/12. Yards - 100 vs. Den., 12/6/12. Long - 17, vs. Den., 12/6/12. Touchdowns - 1, three times; last: vs. Cle., 12/2/12. NFL debut: vs. SD, 9/10/12. First NFL start: vs. SD, 9/10/12. First NFL reception: vs. SD, 9/10/12 (C.Palmer). First NFL touchdown: vs. SD, 9/10/12 (C.Palmer, 2 yards).

ROD STREATER GAME-BY-GAME

Date	Opp	GP	GS	No	Yds	Avg	Lg	TD										
2012, OAKLAND																		
09/10	SD-L	1	1	4	27	6.8	13	1	11/11	at	Bal-L	1	0	1	11	11.0	11	0
09/16	at Mia-L	1	0	2	19	9.5	13	0	11/18	NO-L	1	0	2	26	13.0	20	0	
09/23	Pit-W	1	0	2	22	11.0	17	0	11/25	at	Cin-L	1	0	0	0	-	-	0
09/30	at Den-L	1	0	0	0	-	-	0	12/02	Cle-L	1	0	3	96	32.0	64t	1	
10/14	at Atl-L	1	0	3	24	8.0	14	0	12/06	Den-L	1	0	4	100	25.0	58	0	
10/21	Jac-W	1	1	2	41	20.5	23	0	12/16	KC-W	1	0	5	62	12.4	19	0	
10/28	at KC-W	1	0	1	9	9.0	9	0	12/23	at	Car-L	1	0	2	16	8.0	12	0
11/04	TB-L	1	0	4	54	13.5	25t	1	12/30	at	SD-L	1	0	4	77	19.3	38	0
									12 TOTALS			16	2	39	584	15.0	64t	3





Jared VELDHEER

TACKLE | HILLSDALE

HT: 6-8 WT: 321
 Born: 6/14/87
 Acquired: D3-'10

Fourth NFL season
 Fourth Raiders Season
 High School: Forest Hills Northern
 (Grand Rapids, Mich.)

Selected by Oakland Raiders in third round (69th overall) of 2010 NFL Draft, April 23, 2010...Signed first contract, July 14, 2010.

CAREER: Reliable lineman enters fourth season as the Raiders' starting left tackle, a position he secured as a 2010 rookie...Actually started at center in his 2010 NFL debut before settling into his left-tackle role, and as a result became one of few players in recent NFL history to start at those two positions...Owns a 42-game starting streak, one of the league's longest among left tackles...Played an important role on a front that helped the Raiders' rushing offense rank second in the NFL in 2010, and seventh in 2011...In 2012, was the Raiders' only player ranked among the NFL's top 101 performers by Pro Football Focus, which said his best performance of the season came on the road against the eventual Super Bowl champion, Baltimore...Earned a spot on the Sporting News' 2010 All-Rookie Team...A product of Division II Hillsdale College, entered the league as the Raiders' third-round selection (69th overall) in the 2010 NFL draft.

2012: Opened all 16 games at left tackle, extending his games-started streak to 42...Led the team with 1,078 snaps from scrimmage...(9/16) at Mia.: Shut down DE Cameron Wake, on a Raiders unit that did not allow a sack...(9/23) vs. Pitt.: Cleared paths for Darren McFadden (113 rushing yards) in 34-31 win...(10/28) at KC: In 26-16 win, ushered McFadden to 114 rushing yards on a line that didn't allow a sack; also threw a nice block to help spring Denarius Moore on a 58-yard bubble screen early in game...(11/18) vs. NO: Helped Marcel Reece to 103 yards on the ground...(12/16) vs. KC: Held Chiefs without a sack for only the third time all year and helped pave path for 203 rushing yards, including 110 from Darren McFadden, in 15-0 win...Elected as game-week captain prior to contest...(12/30) at SD: Helped protect Terrelle Pryor in his first NFL start, shutting out a Chargers defense that had piled up 11 sacks the week before.

2011: Started all 16 games at left tackle...Anchored a line that surrendered just 25 sacks, a franchise-best and the third-lowest total in the NFL...(9/12) at Den.: Started season-opener and helped team rush for 190 yards...Blocked for Darren McFadden, who totaled 150 yards on the ground...(9/18) at Buf.: Part of an offense that totaled 454 yards and did not allow a sack...(9/25) vs. NYJ: Part of a rushing attack that totaled 234 yards on the ground...Helped McFadden rush for 171 yards...Blocked on a 1-yard touchdown dive...(10/2) vs. NE: Part of an offense that totaled 504 yards and did not allow a sack...(10/16) vs. Cle.: Led a unit that earned the Week 6 Top Protectors Award presented by Hall of Fame coach John Madden...(11/10) at SD: Helped offense record 489 total yards and 191 rushing yards...Blocked for Michael Bush, who rushed for 157 yards...Blocked on a 2-yard touchdown run by Bush in the first quarter...(11/20) at Min.: Held Jared Allen, the 2011 NFL sack leader, without a sack in a Raiders victory...Snapped Allen's 11-game sack streak...Blocked on a pair of short touchdown runs as Bush scored from 2 yards out and Carson Palmer scored on a 1-yard dive...(12/18) vs. Det.: Part of an offense that totaled 477 yards...(12/24) at KC: Led an offensive line that did not concede a sack in important OT win...(1/1/12) vs. SD: Blocked for Palmer, who totaled the third-highest passing total in franchise history, 417 yards...Part of a line that did not allow a sack.

2010: Saw action in all 16 games with 11 combined starts, at center (one) and tackle (10)...Named to NFL All-Rookie Team by the Sporting News...Helped offense set a franchise record by averaging 4.9 yards per rushing attempt...

AT A GLANCE

- Last name is pronounced vell-DEER.
- A Pro Bowl candidate, has started 42 straight games at left tackle. Led the team with 1,078 snaps from scrimmage in 2012.
- One of few NFL players to have started at both center and tackle, after starting in the middle in his NFL debut as a rookie.
- Earned a spot on the 2010 All-Rookie Team, selected by Sporting News.
- Three-time All-Great Lakes Intercollegiate Athletic Conference selection at Division II Hillsdale College, a south-central Michigan school that also produced former Browns general manager Tom Heckert, and Raiders teammate Andre Holmes.
- In his spare time, dabbles in home brewing and woodworking.
- Co-owns PowerStrength Training Systems in Grand Rapids, Mich. After a winter workout at the gym in 2013, received the nickname Hulk, thanks to a comic-book-like photo that went viral.

Key on a line that helped set a team record with three games of 500-plus yards of total offense...(9/12) at Ten.: Started at center in NFL debut...Helped McFadden to 95 yards rushing...(10/24) at Den.: Made first career start at left tackle...Part of a record-breaking performance, helping team amass 508 yards of total offense and set franchise records for points (59), touchdowns (eight) and rushing touchdowns (five)...Blocked for a running game that totaled 328 yards and helped Jason Campbell pass for 204 yards...Paved the way for McFadden to rush for 165 yards and three touchdowns...(10/31) vs. Sea.: Contributed to an offense that recorded its second straight 500-yard performance...Anchored a line that enabled Campbell to pass for 310 yards and McFadden to rush for 111...Team totaled 239 rushing yards...Blocked on a 4-yard touchdown run by Bush...(12/5) at SD: Helped McFadden rush for 97 yards...Blocked on a 4-yard touchdown run by Bush...(12/12) at Jac.: Blocked for McFadden's 123-yard rushing performance...Helped spring McFadden for touchdown runs of 51 and 36 yards...Blocked for Campbell, who threw for 324 yards...(12/19) vs. Den.: Part of a unit that totaled 502 yards of offense and did not allow a sack...Helped McFadden rush for 119 yards and aided a rushing attack that totaled 264 yards on the ground...Blocked on two 1-yard touchdown dives by Bush...Also blocked on a 71-yard reverse for a touchdown by WR Jacoby Ford...(1/2/11) at KC: Helped Bush rush for 137 yards...Blocked on a 26-yard touchdown run by Bush and a 10-yard rushing score by Ford.

COLLEGE: A four-year starter, started 46 games at left tackle at Division II Hillsdale College in south-central Michigan...Three-time All-Great Lakes Intercollegiate Athletic Conference selection...An All-American in 2009, became the first Hillsdale player drafted by an NFL team since the Steelers chose WR Nate Johnson in 1980...The fifth overall Hillsdale player chosen, was the highest-drafted from his school since Green Bay picked Chester Marcol during the second round in 1972...In final two seasons, produced 216 knockdowns, 30 touchdown-resulting blocks, 16 downfield blocks and an 85.5 percent grade for blocking consistency...Blocked for a 1,000-yard rusher in each of his four seasons...As a senior, earned first-team All-America honors from The NFL Draft Report and American Football Coaches Association...The Super Region III's top vote-getter in the balloting for the Gene Upshaw Award, given to the top small-college lineman...Started all 13 games at left tackle, leading



VELDHEER *continued...*

a punishing ground attack that doubled its scoring output (36 touchdowns) from the previous season...Also provided stellar pass protection, giving up just two quarterback sacks on 442 pass plays...Led Chargers to a 10-3 record, as Hillsdale qualified for the NCAA Division II playoffs for the first time...Team captain as a junior, earning first-team All-GIAC honors ...As a sophomore, paved the way for a ground attack that featured a 1,000-yard runner as the Chargers scored 26 times on the ground...Earned starting spot at left tackle as a freshman, blocking for running back that rushed for 1,014 yards...Business management major.

basketball in college, the latter preceding Jared at Hillsdale College...Attended Forest Hills Northern High School in Grand Rapids, Mich., earning team's Most Valuable Lineman and all-conference honors during his senior year...Also lettered twice in basketball, leading the team to a combined 34-10 record...In November 2012, worked with kids at the Gatorade Junior Training Camp in San Leandro, Calif. ...Visited the Oakland Children's Hospital in April 2013... During December 2011, volunteered with Toys For Tots at the Raider Image of Southland Mall in Hayward, Calif...Spent time at the VA Palo Alto Health Care System in November 2011.

PERSONAL: Last name is pronounced vell-DEER...Married to Morgan... Nicknamed Hulk after a comic-book-like picture of him and some much smaller workout partners went viral on the Internet following an offseason session at his gym in Western Michigan...Both his dad Jim and his brother Aaron played

JARED VELDHEER'S GAMES PLAYED/STARTED

Year	Team	GP	GS
2010	Oakland	16	11
2011	Oakland	16	16
2012	Oakland	16	16
NFL totals (three years)		48	43

ADDITIONAL STATISTICS:Miscellaneous tackles – 4 in 2010, 3 in 2011, 1 in 2012; NFL totals: 8. Miscellaneous fumble recoveries – 1 in 2010.

CAREER MILESTONES: NFL debut: at Ten., 9/12/10. First NFL start: at Ten., 9/12/10 (center). Last start missed: at SF, 10/17/10.





Vance WALKER

DEFENSIVE TACKLE | GEORGIA TECH

HT: 6-2

WT: 305

Born: 4/26/87

Acquired: UFA-'13 (Atl.)

Fifth NFL season

First Raiders Season

High School: Fort Mill (Fort Mill, S.C.)

Selected by Atlanta Falcons in seventh round (210th overall) of 2009 NFL Draft, April 26, 2009...Signed first contract, June 5, 2009...Waived by Falcons, Sept. 5, 2009...Re-signed by Falcons to practice squad, Sept. 7, 2009...Signed by Falcons to active roster, Sept. 21, 2009...Re-signed by Falcons as exclusive-rights free agent, July 30, 2011...Re-signed by Falcons, March 23, 2012...Signed by Oakland Raiders as unrestricted free agent, March 18, 2013.

CAREER: Interior defensive lineman with postseason experience joined Raiders as an unrestricted free agent after playing first four seasons with the Atlanta Falcons...Has played in 58 career games with 11 starts, totaling five sacks, two forced fumbles and one fumble recovery...Has seen action in all 16 games in each of the past three seasons...Has played in four career playoff games, starting two postseason contests in 2012.

2012: Played in 16 games with a career-high nine starts at DT...Posted career highs with 32 tackles (21 solo) and three sacks...Also recorded a forced fumble...Totaled six tackles and one sack in two postseason contests...(9/17) vs. Den.: Sacked QB Peyton Manning on a third-and-9 play at the end of the second quarter, marking first sack of the season...(9/30) vs. Car.: Recorded a strip-sack of QB Cam Newton in a tight NFC South contest that resulted in a 30-20 Falcon win...Credited with three solo tackles...(10/28) at Phi.: Made first start of the season at DT...(12/9) at Car.: Sacked Newton again, dropping the Carolina QB for a 7-yard loss in the second quarter...(12/30) vs. TB: Started sixth consecutive game at DT, marking a career-long stretch...Tied a career high with five tackles (four)...Stopped RB Doug Martin for a 2-yard loss on a second-quarter rushing attempt...Bottled up Martin again for no gain in the fourth quarter, a key play that help force a Buccaneer punt in a tight contest...Postseason: (1/13/13) vs. Sea.: Made first career postseason start in NFC Divisional Playoff game...Totaled four tackles (three) and one sack...Sacked Seattle QB Russell Wilson in second quarter...(1/20/13) vs. SF: Started at DT and posted two tackles (one)...Wrapped up RB Frank Gore for a 2-yard loss late in the fourth quarter.

2011: Saw action in all 16 games for the second straight season...Totaled 18 tackles (13 solo), two sacks and one forced fumble...(10/9) vs. GB: Pounced on a first-quarter fumble by RB Ryan Grant, setting up an eventual touchdown that staked Atlanta to a 14-0 lead...(10/16) vs. Car.: Credited with three solo tackles...(12/4) at Hou.: Created a first-quarter turnover, forcing a fumble on a sack of QB T.J. Yates...Play marked first career sack and forced fumble...(12/26) at NO: Sacked QB Drew Brees on a first-down play in the second quarter...Postseason: (1/8/12) at NYG: Saw reserve action in NFC Divisional Playoff game.

2010: Played in 16 games with one start...Registered 16 tackles (11 solo)...(9/12) at Pit.: Started season opener at DT...(10/24) vs. Cin.: Established a career best with five tackles (four)...Had two tackles for loss, stopping RB Cedric Benson for losses in the second and fourth quarters...Corralled Benson again for no gain in the third quarter, helping hold the Bengals to a field-goal attempt...Postseason: (1/15/11) vs. GB: Made postseason debut in NFC Divisional Playoff game.

AT A GLANCE

- Played in 58 games with 11 starts in four years with the Atlanta Falcons.
- Started a career-high nine games in 2012, helping lead Falcons to the NFC Championship game.
- Has played in all 16 games in each of the past three seasons.
- Has seen action in four career postseason games, starting two playoff contests in 2012.
- A semifinalist for the Bednarik Award as a senior at Georgia Tech.

2009: Saw action in 10 games with one start as a rookie...Posted eight tackles (five solo) and two passes defended...Signed from Falcons practice squad on Sept. 21...Inactive for four games...(11/2) at NO: Made NFL debut...Credited with two tackles (one) and first career pass defended...(11/8) vs. Was.: Recorded three solo tackles...(1/13/10) at TB: Made first career start.

COLLEGE: Played four years at Georgia Tech, seeing action in 49 games with 29 starts...Racked up 110 career tackles (69 solo), 13 sacks, four forced fumbles and three fumble recoveries...A first-team All-ACC selection as a senior and a finalist for the 2008 Bednarik Award, presented annually to the nation's top defensive player...A preseason All-American selection by Sports Illustrated and the ACC Midseason Defensive MVP according to ESPN.com...Finished senior season with 33 tackles, 8.5 tackles for loss and three sacks...Earned first-team All-ACC honors and Associated Press third-team All-American recognition as a junior...Totaled 8.5 sacks, marking the 12th-highest single-season total in program history...Totaled 45 tackles, 14 tackles for loss, three forced fumbles and two fumble recoveries...Played in 14 games with two starts as a sophomore, recording 17 tackles (nine) and a half-sack...Played in 10 games with two starts as a freshman, registering 15 tackles and one sack...Majored in management.

PERSONAL: Attended Fort Mill (S.C.) High School...Recorded 17.5 sacks and 41 tackles for loss as a senior...A third-team all-state selection by the Columbia State...Named to the Charlotte Observer's first-team and the all-Upper South Carolina first team...An all-region and all-area selection by the Rock Hill Herald...A member of South Carolina's Shrine Bowl team...Served a Thanksgiving lunch to Atlanta's less fortunate at Crossroads Community Ministries in 2010...Part of a group of Falcon defensive linemen that treated children from the Atlanta Urban Ministries to a holiday shopping spree at WalMart in 2010.



VANCE WALKER'S NFL STATISTICS

Year	Team	GP	TACKLES						Yds	INTERCEPTIONS					FUMBLES		
			GS	Tot	Solo	Asst	Sk	No		Yds	Lg	TD	PD	FF	FR	Yds	
2009	Atlanta	10	1	15	13	2	0.0	0.0	0	0	0	0	2	0	0	0	
2010	Atlanta	16	1	15	8	7	0.0	0.0	0	0	0	0	0	0	0		
2011	Atlanta	16	0	25	17	8	2.0	8.0	0	0	0	0	0	1	1		
2012	Atlanta	16	9	31	30	1	3.0	20.0	0	0	0	0	0	1	0		
NFL totals (four years)		58	11	86	68	18	5.0	28.0	0	0	0	0	2	2	1		
PLAYOFFS																	
2010	Atlanta	1	0	0	0	0	0.0	0.0	0	0	0	0	0	0	0		
2011	Atlanta	1	0	0	0	0	0.0	0.0	0	0	0	0	0	0	0		
2012	Atlanta	2	2	8	6	2	1.0	8.0	0	0	0	0	0	0	0		
NFL totals		4	2	8	6	2	1.0	8.0	0	0	0	0	0	0	0		

ADDITIONAL STATISTICS: Career sacks: Cam Newton (2), Drew Brees, Peyton Manning, Russell Wilson (postseason), T.J. Yates.
SINGLE-GAME HIGHS & CAREER MILESTONES: TACKLES: Total – 6, vs. TB, 12/30/12, with Falcons. Solo – 6, vs. TB, 12/30/12, with Falcons. SACKS: 1.0, five times; last: at Car., 12/9/12, with Falcons. NFL debut: at NO, 11/2/09, with Falcons. First NFL start: at TB, 1/3/10, with Falcons. First NFL sack: at Hou., 12/4/11, with Falcons (T.J. Yates). Last game missed: at Dal., 10/25/09, with Falcons.

VANCE WALKER'S GAME-BY-GAME

2009, ATLANTA

Date	Opp	GP	GS	Tot	So	As	Sk	Yd	Int	Yd	Lg	TD	PD	FF	FR
09/13	Mia-W	1	0	0	0	0	0.0	0.0	0	0	0	0	0	0	0
09/20	Car-W	1	0	0	0	0	0.0	0.0	0	0	0	0	0	0	0
09/27	at NE-L	1	0	0	0	0	0.0	0.0	0	0	0	0	0	0	0
10/11	at SF-W	1	0	0	0	0	0.0	0.0	0	0	0	0	0	1	0
10/18	Chi-W	1	0	0	0	0	0.0	0.0	0	0	0	0	0	0	0
10/25	at Dal-L	1	0	0	0	0	0.0	0.0	0	0	0	0	0	0	0
11/02	at NO-L	1	0	3	3	0	0.0	0.0	0	0	0	0	1	0	0
11/08	Was-W	1	0	5	5	0	0.0	0.0	0	0	0	0	0	0	0
11/15	at Car-L	1	0	2	2	0	0.0	0.0	0	0	0	0	0	0	0
11/22	at NYG-L	1	0	1	1	0	0.0	0.0	0	0	0	0	1	0	0
11/29	TB-W	1	0	1	0	1	0.0	0.0	0	0	0	0	0	0	0
12/06	Phi-L	1	0	0	0	0	0.0	0.0	0	0	0	0	0	0	0
12/13	NO-L	1	0	0	0	0	0.0	0.0	0	0	0	0	0	0	0
12/20	at NYJ-L	1	0	2	1	1	0.0	0.0	0	0	0	0	0	0	0
12/27	Buf-W	1	0	0	0	0	0.0	0.0	0	0	0	0	0	0	0
01/03	at TB-W	1	1	1	1	0	0.0	0.0	0	0	0	0	0	0	0
09 TOTALS		10	1	15	13	2	0.0	0.0	0	0	0	0	2	0	0

2010, ATLANTA

Date	Opp	GP	GS	Tot	So	As	Sk	Yd	Int	Yd	Lg	TD	PD	FF	FR
09/12	at Pit-L	1	1	1	0	1	0.0	0.0	0	0	0	0	0	0	0
09/19	Ari-W	1	0	0	0	0	0.0	0.0	0	0	0	0	0	0	0
09/26	at NO-W	1	0	0	0	0	0.0	0.0	0	0	0	0	0	0	0
10/03	SF-W	1	0	1	0	1	0.0	0.0	0	0	0	0	0	0	0
10/10	at Cle-W	1	0	1	0	1	0.0	0.0	0	0	0	0	0	0	0
10/17	at Phi-L	1	0	2	0	0	0.0	0.0	0	0	0	0	0	0	0
10/24	Cin-W	1	0	5	3	2	0.0	0.0	0	0	0	0	0	0	0
11/07	TB-W	1	0	1	0	0	0.0	0.0	0	0	0	0	0	0	0
11/11	Bal-W	1	0	1	0	1	0.0	0.0	0	0	0	0	0	0	0
11/21	at STL-W	1	0	1	1	0	0.0	0.0	0	0	0	0	0	0	0
11/28	GB-W	1	0	0	0	0	0.0	0.0	0	0	0	0	0	0	0
12/05	at TB-W	1	0	2	1	1	0.0	0.0	0	0	0	0	0	0	0
12/12	at Car-W	1	0	0	0	0	0.0	0.0	0	0	0	0	0	0	0
12/19	at Sea-W	1	0	0	0	0	0.0	0.0	0	0	0	0	0	0	0
12/27	NO-L	1	0	0	0	0	0.0	0.0	0	0	0	0	0	0	0
01/02	Car-W	1	0	0	0	0	0.0	0.0	0	0	0	0	0	0	0
10 TOTALS		16	1	15	8	7	0.0	0.0	0	0	0	0	0	0	0

1NFC Divisional playoff

2011, ATLANTA

Date	Opp	GP	GS	Tot	So	As	Sk	Yd	Int	Yd	Lg	TD	PD	FF	FR
09/11	at Chi-L	1	0	2	1	1	0.0	0.0	0	0	0	0	0	0	0
09/18	Phi-W	1	0	1	1	0	0.0	0.0	0	0	0	0	0	0	0
09/25	at TB-L	1	0	4	3	1	0.0	0.0	0	0	0	0	0	0	0
10/02	at Sea-W	1	0	2	2	0	0.0	0.0	0	0	0	0	0	0	0
10/09	GB-L	1	0	1	1	0	0.0	0.0	0	0	0	0	0	0	1
10/16	Car-W	1	0	3	3	0	0.0	0.0	0	0	0	0	0	0	0
10/23	at Det-W	1	0	3	1	2	0.0	0.0	0	0	0	0	0	0	0
11/06	at Ind-W	1	0	3	2	1	0.0	0.0	0	0	0	0	0	0	0
11/13	NO-L	1	0	1	0	1	0.0	0.0	0	0	0	0	0	0	0
11/20	Ten-W	1	0	1	0	1	0.0	0.0	0	0	0	0	0	0	0
11/27	Min-W	1	0	0	0	0	0.0	0.0	0	0	0	0	0	0	0
12/04	at Hou-L	1	0	1	1	0	1.0	0.0	0	0	0	0	0	0	1
12/11	at Car-W	1	0	1	1	0	0.0	0.0	0	0	0	0	0	0	0
12/15	Jac-W	1	0	1	0	1	0.0	0.0	0	0	0	0	0	0	0
12/26	at NO-L	1	0	1	1	0	1.0	8.0	0	0	0	0	0	0	0
01/01	TB-W	1	0	0	0	0	0.0	0.0	0	0	0	0	0	0	0
11 TOTALS		16	0	25	17	8	2.0	8.0	0	0	0	0	0	0	1

01/08 at NYG-L 1 0 0 0 0 0 0.0 0.0 0 0 0 0 0 0 0 0

1NFC Wild Card playoff

2012, ATLANTA

Date	Opp	GP	GS	Tot	So	As	Sk	Yd	Int	Yd	Lg	TD	PD	FF	FR
09/09	at KC-W	1	0	0	0	0	0.0	0.0	0	0	0	0	0	0	0
09/17	Den-W	1	0	2	2	0	1.0	8.0	0	0	0	0	0	0	0
09/23	at SD-W	1	0	3	3	0	0.0	0.0	0	0	0	0	0	0	0
09/30	Car-W	1	0	3	3	0	1.0	5.0	0	0	0	0	0	1	0
10/07	Was-W	1	0	1	1	0	0.0	0.0	0	0	0	0	0	0	0
10/14	Oak-W	1	0	0	0	0	0.0	0.0	0	0	0	0	0	0	0
10/28	at Phi-W	1	1	1	0	0	0.0	0.0	0	0	0	0	0	0	0
11/04	Dal-W	1	1	2	2	0	0.0	0.0	0	0	0	0	0	0	0
11/11	at NO-L	1	1	4	4	0	0.0	0.0	0	0	0	0	0	0	0
11/18	Ari-W	1	0	1	1	0	0.0	0.0	0	0	0	0	0	0	0
11/25	at TB-W	1	1	0	0	0	0.0	0.0	0	0	0	0	0	0	0
11/29	NO-W	1	1	2	2	0	0.0	0.0	0	0	0	0	0	0	0
12/09	at Car-L	1	1	3	3	0	1.0	7.0	0	0	0	0	0	0	0
12/16	NYG-W	1	1	0	1	0	0.0	0.0	0	0	0	0	0	0	0
12/22	at Det-W	1	1	2	2	0	0.0	0.0	0	0	0	0	0	0	0
12/30	TB-L	1	1	6	6	0	0.0	0.0	0	0	0	0	0	0	0
12 TOTALS		16	9	31	30	1	3.0	20.0	0	0	0	0	0	0	1

01/13 Sea-W 1 1 5 4 1 1.0 8.0 0 0 0 0 0 0 0 0 0

01/20 SF-L 2 1 3 2 1 0.0 0.0 0 0 0 0 0 0 0 0 0

1NFC Divisional playoff, 2NFC Championship





Stefen Wisniewski

CENTER/GUARD | PENN STATE

HT: 6-3 WT: 307
 Born: 3/22/89
 Acquired: D2-'11

Third NFL season
 Third Raiders Season
 High School: Pittsburgh Central Catholic
 (Pittsburgh, Pa.)

Selected by Oakland Raiders in second round (48th overall) of 2011 NFL Draft, April 29, 2011...Signed first contract, July 31, 2011.

CAREER: Versatile offensive lineman with Raider lineage, has started 31 games at both center and guard over his first two NFL seasons...Played all 16 games as a rookie in 2011, helping line set a franchise record by allowing just 25 sacks on the season...Moved to center full-time in 2012, starting the final 15 games of the season after missing the opener.

2012: Played in 15 games, all starts, after missing the opener with a calf injury...In on 1,007 plays, all snaps from his center position...After moving from guard to center, where he started 13 games in college, missed the offseason recovering from shoulder surgery...(9/10) vs. SD: Dressed but did not play, snapping a streak of 16 starts to open his career...(9/16) at Mia.: Returned to the lineup, making his second career start at center (also at SD, Nov. 10, 2011)...(9/23) vs. Pit.: Cleared paths for Darren McFadden (113 rushing yards) in 34:31 win, including his 64-yard touchdown in the first quarter...(9/30) at Den.: On Brandon Myers' screen reception, for 22 yards in first quarter, hustled out in front of the play to throw a block and spring him for his final yards...(10/21) vs. Jac.: Provided a key block on Carson Palmer's game-tying TD late in 26:23 OT win...(10/28) at KC: In 26:16 win, ushered McFadden to 114 rushing yards on a line that didn't allow a sack...(11/18) vs. NO: Assisted Marcel Reece to 103 yards on the ground...(12/16) vs. KC: Held Chiefs without a sack for only the third time all year and helped pave path for 203 rushing yards, including 110 from Darren McFadden, in 15:0 win...(12/30) at SD: Helped protect Terrelle Pryor in his first NFL start, shutting out a Chargers defense that had piled up 11 sacks the week before.

2011: Started all 16 games in first pro season, making 15 starts at left guard and one start at center...Named to the Pro Football Weekly All-Rookie Team...Helped Raiders rank seventh in the NFL in rushing...Part of a unit that conceded just 25 sacks, a franchise low and the third-lowest in the league...(9/12) at Den: Started at left guard in NFL debut on Monday Night Football...Helped offense rush for 190 yards...Blocked for Darren McFadden, who totaled 150 yards on the ground...(9/18) at Buf.: Helped offense total 454 yards...Part of a unit that did not surrender a sack...(9/25) vs. NYJ: Voted Pepsi NFL Rookie of the Week on NFL.com...Helped clear the way for 234 rushing yards...Had a lead block on a fourth-quarter touchdown run that gave the Raiders a two-score lead...(10/2) vs. NE: Blocked for an offense that produced a season-high 504 total yards and did not allow a sack...(10/16) vs. Cle.: Part of a group that earned the Week 6 Top Protectors Award presented by Hall of Fame coach John Madden...(11/10) at SD: Started at center in place of an injured Samson Satele...Part of an offense that racked up 489 total yards and 191 rushing yards...Blocked for Michael Bush, who rushed for 157 yards...Blocked on a 2-yard touchdown run by Bush...(11/20) at Min: Blocked on touchdown runs of 2 yards by Bush and 1 yard by Carson Palmer...(12/18) vs. Det.: Part of an offense that totaled 477 yards...(12/4) at KC: Led an offensive line that did not concede a sack in critical OT win...(11/12) vs. SD: Blocked for Palmer, who passed for 417 yards, marking the third-highest total in franchise history...Line did not allow a sack.

COLLEGE: Played in 47 career games with 38 starts at Penn State...Started 38 of his final 39 games, starting 25 at right guard and 13 at center...Became the program's first three-time Academic All-American...As a senior, earned first-team All-America honors from the NFL Draft Report and the American

AT A GLANCE

- Name is pronounced STEFF-en-wizNEW/skee
- Started 31 games at both center and guard over first two NFL seasons.
- Named to Pro Football Weekly All-Rookie Team after starting all 16 games in 2011.
- Helped offensive line set a franchise record by allowing just 25 sacks in 2011.
- Father, Leo Wisniewski, lettered at Penn State from 1979-81 and played four seasons with the Baltimore/Indianapolis Colts after being selected in the second round of the 1982 NFL Draft.
- Uncle, Steve Wisniewski, was an All-American guard at Penn State and an eight-time NFL All-Pro during a 13-year career with the Raiders.

Football Coaches Association...Added second-team All-America accolades from the Walter Camp Football Foundation and the Associated Press...Garnered CoSIDA/ESPN the Magazine Academic All-America honors...An All-Big Ten and Academic All-Big Ten first-team pick...Returned to right guard after starting at center during his junior season...Part of a unit that led the conference and tied for 10th in the nation in fewest quarterback sacks allowed (0.85 per game)...Played center as a junior, earning All-America third-team honors from The NFL Draft Report and College Football News...Added Academic All-America honors for the second consecutive season and was a member of the AFCA/Allstate Good Works Team...Also garnered second-team all-conference, and first-team academic all-conference recognition...Part of a group that ranked second in the Big Ten in total offense (406.9 yards per game), the only Big Ten team that ranked in the top five of the conference's four primary offensive categories in 2009: Total offense, scoring (28.8 points per game), rushing (169.7 yards per game) and passing (237.2)...Blocked for QB Daryll Clark, who finished second in the conference in passing efficiency and threw a school-record 24 touchdown passes...Offensive line ranked second in the Big Ten in fewest sacks allowed (1.31) and eclipsed 500 yards of total offense on four occasions, including a 512-yard effort in regular-season finale at Michigan State...As a sophomore, was second-team all-conference, starting 12 games...Also a second-team CoSIDA/ESPN the Magazine Academic All-American, one of a program-record five Nittany Lions so honored in 2008...Also earned first-team academic All-Big Ten accolades with a 4.0 grade-point average during the spring semester...Instrumental in Penn State ranking in the top 20 nationally in rushing, total offense and scoring offense...Eleven of his starts were at right guard, helping the Nittany Lions lead the Big Ten in total and scoring offense, finish second in rushing and third in passing offense...Blocked for tailback Evan Royster, who became Penn State's fourth consecutive 1,000-yard rusher...Also key in helping Penn State lead the Big Ten and rank fifth in the nation in fewest sacks allowed (1.0)...Helped the Lions gain more than 400 yards 10 times, including 410 against USC, the nation's top-ranked defense, in the 2009 Rose Bowl...Named to the Freshman All-Big Ten Conference team by The Sporting News...Appeared in eight games as a freshman, including the final seven contests at right guard...Became the first Penn State true freshman offensive lineman to start since 1999...Participated in 230 plays, helping the Nittany Lions average 400.1 yards per game of total offense...Secondary education major.



WISNIEWSKI *continued...*

PERSONAL: Attended Central Catholic High School in Pittsburgh, Pa. ...A two-time first-team all-state selection ...Received U.S. Army All-America honors...Also a member of the wrestling team...Selected to the National Honor Society...Father, Leo Wisniewski, lettered at Penn State from 1979-81 and played four seasons with the Baltimore/Indianapolis Colts after being selected in the second round of the 1982 NFL Draft...Uncle, Steve Wisniewski, was an All-America guard at Penn State and an eight-time NFL All-Pro during a 13-year career with the Raiders...Volunteered at the High School Player Development event in Oakland in May 2012...During December 2011, volunteered with Toys For Tots at the Raider Image of Southland Mall in Hayward, Calif. ...Visited Oakland Children's Hospital in December 2011...Volunteered at the November 2011 G-Fit Gatorade Clinic at the Google campus in San Francisco...Spent time volunteering with the Coronado After School Program in September 2011.

STEFEN WISNIEWSKI'S GAMES PLAYED/STARTED

Year	Team	GP	GS
2011	Oakland	16	16
2012	Oakland	15	15
NFL totals (two years)		31	31

ADDITIONAL STATISTICS: Miscellaneous tackles: 1 in 2012. Fumbles-lost: 1-0 in 2012.

CAREER MILESTONES: NFL debut: at Den., 9/12/11. First NFL start: at Den., 9/12/11 (guard).





Charles WOODSON

DEFENSIVE BACK | MICHIGAN

HT. 6-1

WT. 210

Born: 10/7/76

16th NFL season

Ninth Raiders Season

Acquired: FA-'13

High School: Ross (Fremont, Ohio)

Selected by Oakland Raiders as first of two first-round selections (fourth overall) in NFL Draft, April, 18, 1998...Signed first contract, July 21, 1998...Designated by Raiders as franchise player, Feb. 24, 2004...Re-signed by Raiders as franchise player, Sept. 1, 2004...Designated by Raiders as franchise player, Feb. 22, 2005...Re-signed by Raiders as franchise player, March 7, 2005...Placed on injured reserve (leg), Dec. 29, 2005...Signed by Green Bay Packers as unrestricted free agent, May 1, 2006...Signed new contract with Packers, Sept. 9, 2010...Terminated by Packers, Feb. 15, 2013...Re-signed by Raiders as free agent, May 22, 2013.

CAREER. Re-signed this offseason with Oakland, where he laid the foundation for a full-circle career almost assuredly destined for recognition with a bust in Canton, Ohio...Hall of Fame credentials include the opportunity to become one of just four players in league history with interceptions in 16 straight seasons; should he accomplish that in 2013, would join Darrell Green (19), Eugene Robinson (16) and the Raiders' own Willie Brown (16)...Also needs just one interception-touchdown to match former teammate Rod Woodson's NFL record, 12; currently tied for second with former Dennis Allen pupil Darren Sharper (11)...Incidentally, Rod signed late in his career with Oakland at age 37, just like Charles...Entering 2013, his 55 career interceptions rank second among active players (Ed Reed, 61), and his 26 INTs since 2008 rank third behind Asante Samuel (28) and Reed (27)...Recorded a pick-six in a fifth straight season in 2010, an NFL record...In 2012, for the first time in his career played primarily safety, following a pattern laid by other prominent corners who made the move late in their careers; of his 219 NFL starts, including postseason, has opened 14 as a safety...In his final year as a CB, 2011, garnered his fourth straight and eighth career Pro Bowl selection for the 15-1 Packers...After 13 decorated NFL seasons, earned his first Super Bowl ring in 2010 with career highs in tackles (105) and forced fumbles (five)...Helped Green Bay to the playoffs in five of his final six years there, including 2009, when the Associated Press named him NFL Defensive Player of the Year after his best individual campaign; joined Reggie White (1998) as one of two Packers to receive the honor...Played most of 2008 with a broken toe but still picked off seven passes and recorded a career-best three sacks...Selected by Al Davis fourth overall in 1998, following his junior Heisman Trophy season at Michigan, earned Pro Bowl honors each of his first four years (1998-2001), a run capped by his tuck-rule strip of Tom Brady in the wintry 2001 AFC Divisional playoffs...Also as a Raider, earned first-team All-Pro accolades on three occasions (Associated Press 1999, Sports Illustrated 2000, and Sporting News and College & Pro Football Newsweekly in 2001)...Hardware also includes the 1998 Associated Press Defensive Rookie of the Year, after a five-interception season...With an unbridled desire and rare toughness, has fought through various injuries to get back on the field; voted by teammates in 2010 the recipient of the Ed Block Courage Award...After breaking his leg and missing the final 10 games of his initial Raiders tenure in 2005, started 109 of 122 games during his Packers career...Needs just 12 tackles for 1,000 career...His uncommon football life includes experience in dozens of marquee games, including three college bowls on a nationally ranked Michigan squad (capped by a Jan. 1, 1998, Rose Bowl triumph that sewed up the AP national championship), three Michigan-Ohio State battles, 17 NFL playoff games, two Super Bowls and four conference-title tilts...Started the final 34 games of his college career, moving into the Michigan lineup before the second game of his 1995 true-freshman season.

2012: Played and started seven games, and was enjoying transition to safety in Green Bay's base defense until a broken collarbone sidelined him for Weeks 8-17; returned for the playoffs to conclude his Packers career...At

AT A GLANCE

- Could become the fifth Raiders defensive back inducted in the Pro Football Hall of Fame, a two-hour drive from his childhood home.
- A three-time first-team All-Pro and eight-time Pro Bowler, earned Associated Press Defensive Player of the Year in 2009.
- Bids to intercept a pass in a 16th straight season and join an elite trio; only Darrell Green (19), Eugene Robinson (16) and Raiders Hall of Famer Willie Brown (16) have achieved the feat. Plus, with an interception touchdown, would match former Raiders teammate and Hall of Famer Rod Woodson (12) for most in NFL history. Like Rod in 2002, when he led the NFL with eight INTs, Charles will be 37.
- Left Green Bay with a franchise-record 10 defensive TDs (nine INTs, one fumble return).
- In 2010, when the Packers captured the Lombardi Trophy, became the first player in NFL annals with an interception touchdown in five straight seasons.
- The 1998 NFL Defensive Rookie of the Year, became the first Raiders defensive back to start every game in his rookie season since Jack Tatum in 1971.
- In 1997, became the first predominantly defensive player to win the Heisman Trophy. Is one of nine Heisman winners to wear the Silver and Black. Moved into the starting lineup in his second game as a true freshman at Michigan, in 1995.
- During a remarkable football life, has played in two Super Bowls, four conference championship games, 11 other playoff contests, three Michigan-Ohio State games and three college bowls, including the 1998 Rose Bowl to solidify an Associated Press national championship. In high school, played in the Ross-San dusky rivalry, one of the nation's 20 oldest clashes.
- Made a \$2 million donation to the University of Michigan's C.S. Mott Children's Hospital and Women's Hospital, announced on Thanksgiving Day in 2009.
- Owns TwentyFour, a wine label that parallels the story of his life; leasing exclusive vineyards in the Napa Valley, a short distance from the Raiders' training-camp headquarters.

time of his injury, had started the first seven games at SS and ranked third on the team with 44 tackles (36 solo), 1.5 sacks, an INT, a forced fumble and five passes defended...In two postseason games, had 12 tackles (11 solo), and one pass defended...(9/9) vs. SF: Appeared in his 200th career contest, starting at SS; forced a fumble and posted 1½ sacks, his most in a game since he posted two vs. Seattle in 2001, with the Raiders...(9/13) vs. Chi.: Recorded his 55th career interception, matching Aeneas Williams for 19th on the all-time list; picked off Jay Cutler on a key third down in the third quarter...(9/24) at Sea.: Helped limit Seattle to 111 net passing yards, including 42 in the second half, breaking up two passes...(10/7) at Ind.: In on all 96



WOODSON *continued...*

defensive plays, had 10 tackles and broke up Andrew Luck's fourth-quarter pass intended for Reggie Wayne; earlier, made a no-gain tackle on RB Vick Ballard... (10/14) at Hou.: Played all 62 snaps on a defense that held Houston better than 50 yards below its average, limited Brian Foster to a career-low 1.7-yard rushing average, and picked off three passes... (10/21) at StL: Broke his clavicle tackling WR Brandon Gibson after a 5-yard gain in the fourth quarter, remained on the field for the final play of the series, but did not return for final Rams drive... (10/28) vs. Jac.: Missed the first game of his career due to injury since Nov. 29, 2007 (rested for two regular-season finales)... Inactive for nine total games while the bone healed... (1/5/13) vs. Min.: Rehabilitated the injury and returned triumphantly for a Wild Card win; started at SS and set the tone for an impressive defensive effort against NFL MVP Adrian Peterson, knifing into the backfield on the Vikings' first drive to drop the RB for a 2-yard loss... (1/12/13) at SF: Played every snap in team's divisional-playoff loss, breaking up a first-quarter pass intended for Vernon Davis.

2011: A first-team Associated Press All-Pro, notched his fourth straight and eighth overall Pro Bowl selection... On a 15-1 Packers squad, started the first 15 games until rested by coaches for the finale... Posted 83 tackles (68 solo), 20 passes defended, a forced fumble and a fumble recovery... tied Eric Weddle and Kyle Arrington for first in the NFL with seven INTs... Became the first player in league annals to return an INT for a touchdown in six straight seasons (no other individual has done it more than four consecutive years), and the only player in the NFL since 2006 with four seasons of seven-plus interceptions... (9/18) at Car.: Sparked Green Bay's comeback with a trio a takeaways, two interceptions and one fumble recovery... In his sixth two-interception NFL game, picked off eventual Offensive Rookie of the Year Cam Newton, both times in coverage of Steve Smith, whose fumble he also recovered... Had three takeaways for the third time in a brilliant career... (10/2) vs. Den.: Returned a Kyle Orton INT 30 yards for a first-quarter TD; on the play, became just the 37th player in NFL annals to reach the half-century mark... Also tied him with Darren Sharper for second on the all-time list with 11 career interception touchdowns, one behind former Raider Rod Woodson (12)... In shrewd fashion, changed the coverage just before the snap, taking WR Eric Decker into the flat out of a stack formation before undercutting the route... (10/23) at Min.: Registered his sixth multi-interception game and established a career best with six passes defended, picking off Christian Ponder on consecutive third-quarter drives... (11/14) vs. Min.: In one of his finest all-around performances, broke up four passes and early in third quarter blitzed and came through unblocked to force Adrian Peterson for a 6-yard loss... Induced a fourth-quarter punt by forcing incompletions on consecutive passes... (11/24) at Det.: Set up a second-half field goal in a Thanksgiving win, plucking out of the air a Matthew Stafford pass, acrobatically diving over TE Brandon Pettigrew's shoulder... (12/18) at KC: Made two consecutive stops on a first-half goal-line stand, dropping Jackie Battle for a 1-yard loss and holding Thomas Jones to a yard before the Chiefs turned over the ball on downs... (1/11/12) vs. Det.: De-activated by coaching staff, rested for playoffs in regular-season finale... Had started 69 straight games, including playoffs, and missed his first game since the 2007 finale, when coaches rested him under similar circumstances.

2010: Led Green Bay on a storybook run to the Super Bowl XLV title, earning his third consecutive and seventh overall Pro Bowl ticket, and second-team AP All-Pro recognition... Started all 20 regular-season and playoff games, leaving only the Super Bowl prematurely, when a diving effort to break up a second-quarter pass broke his collarbone... Ranked third on the team with a career-high 115 tackles (79 solo) and led the defense in forced fumbles (five)... Also recorded 13 passes defended, two sacks, a fumble recovery and two INTs, one returned for a TD... Additionally broke Hall of Famer Herb Adderley's franchise record with an eighth INT-TD in a Packers uniform... Citing him for his toughness and resiliency, teammates voted him the Ed Block Courage Award... (9/12) at Phi.: Saw an interception overturned by replay, and set up an early second-half TD by forcing a fumble recovered by the Packers... (10/3) vs. Det.: Racked up 14 tackles (11 solo) and three passes defended, and solidified his NFC Player of the Week award by returning a Shaun Hill interception for a TD, be-

coming the first in NFL history with a pick-six if five straight years, and first to do it three consecutive years against one team... Dove in front of Calvin Johnson to pick off the pass, then got to his feet and raced for the end zone with a convoy of blockers... Also, in a 28-26 win, made three clutch plays on Detroit's final drive, holding Jahvid Best to a 1-yard gain, then breaking up consecutive passes intended for Johnson to keep Lions just out of FG range before Green Bay drained the final 6:32 on the clock... (10/31) at NYJ: In a 3-0 game, ripped a fourth-quarter pass from the arms of Dustin Keller as both players fell to the turf, setting up a field goal in eventual 9-0 triumph... (11/7) vs. Dal.: Recorded three tackles for loss, sacked Jon Kitna, and a forced fumble... Made all three stops on a fourth-quarter three-and-out, including consecutive tackles behind the line of scrimmage... (11/21) at Min.: Forced a Toby Gerhart fumble recovered by A.J. Hawk at the Packers' 35... (12/26) vs. NYG: Forced his fifth 2010 fumble on a direct snap to Ahmad Bradshaw, this one recovered by Atari Bigby to set up an important third-quarter field goal... (12/11) vs. Chi.: Sacked Jay Cutler one snap before Clay Matthews dropped the QB again, forcing a key fourth-quarter punt... (1/15/11) at All.: Recorded his first career postseason sack, throwing Matt Ryan for a loss one snap before Tramon Williams intercepted the QB in the end zone to thwart a threat late in the first half... (2/6/11): Started his second career Super Bowl but could not finish it, breaking his collarbone while diving to interrupt a pass to Mike Wallace near the sideline late in first half... Stayed in game for one more snap, but watched the second half... Earlier in second quarter, dropped Rashard Mendenhall for a 3-yard loss.

2009: The Associated Press Defensive Player of the Year, joined Reggie White (1998) as one of two in Packers annals to earn the honor... At 33, became oldest defensive back to win the award and the first cornerback since Deion Sanders (1994)... Additionally garnered Defensive Player of the Year from the Sporting News and the Kansas City Committee of 101, and first-team All-Pro honors from AP, Pro Football Weekly, Sporting News and Sports Illustrated, and named best DB in the league by NFL Alumni... Secured a sixth Pro Bowl invite, including starting honors for a second straight year... Started all 16 regular-season games, as well as the Wild Card playoff, at left cornerback... His career-best nine interceptions tied three others for the NFL lead... Also paced the team with four forced fumbles, and added two sacks, tied for second among NFL DBs, becoming just the fourth NFL player since sacks became an official stat (1982) with nine picks and two sacks in the same campaign... On three occasions (September, November and December/January), locked up NFC Defensive Player of the Month honors, the first-ever NFL defensive player to bring home three such awards in one season... (9/20) vs. Cin.: In his fourth multi-INT game, twice picked off fellow Heisman winner Carson Palmer... Jumped a short pass in the right flat and parlayed it into a 37-yard touchdown... (9/27) at StL: Intercepted Kyle Bolter's pass on a fourth-quarter crossing route... (10/25) at Cle.: Among two takeaways, registered career interception No. 40 (D.Anderson), setting up a TD; also stopped Josh Cribbs after a short completion early in second half... (11/15) vs. Dal.: Earned NFC Defensive Player of the Week, playing a role in all three takeaways... First, chased down Roy Williams on a 42-yard completion to force a second-quarter fumble, then with Green Bay up 10-0 in the final stanza, stunned Tony Romo on a blindside sack, producing a fumble that set up a short touchdown deep in Dallas territory... Finally, with six minutes left and Dallas at the Packers' 1-yard line, intercepted Romo in the flat, preserving a 17-7 win... (11/26) at Det.: In one of the finest defensive performances in NFL history, ran away with NFC Defensive Player of the Week honors after becoming the first player since sacks became an official stat (1982) with a sack, two INTs, one INT touchdown, and a fumble recovery in a single contest... Also forced a fumble and posted a season-best four passes defended in 34-12 win... With Green Bay leading just 13-7, made a diving Matthew Stafford interception early in second half... Picked off Stafford again with four minutes left, jumping a pass intended for Calvin Johnson and racing 38 yards for a TD... On ensuing series, robbed Casey FitzSimmons after a reception and recovered the loose ball at the Detroit 41... (12/13) at Chi.: Among three passes defended, intercepted an underthrown Jay Cutler pass late in first quarter... (1/3/10) at Ari.: Jumped Larry Fitzgerald's slant

route, picking off Matt Leinart's second-quarter pass and converting the play into a 45-yard touchdown, his ninth interception and third defensive score of the season... (1/10/10) at Ari.: Early in second quarter of Green Bay's 51-45 Wild Card loss, with Green Bay down 17-0 early in second quarter, thwarted an ominous drive by forcing a Larry Fitzgerald fumble, recovered by Clay Matthews.

2008: A Pro Bowl starter, earned an invite for the first time since 2001, but did not play due to a fractured toe that hampered him every week of the year... Started all 16 games, 13 at left cornerback and three at strong safety, but did not practice (toe) several weeks during the season; still played a team-leading 97.5 percent (1,024 of 1,050) of defensive snaps... Tied teammate Nick Collins for second in the NFL with seven INTs, trailing only Baltimore's Ed Reed... Returned two interceptions for TDs... Led team with 20 passes defended, and paced the Packers' secondary with a career-most three sacks... Had 79 tackles, then a career high, forced a fumble and recovered another... (9/14) at Det.: After fracturing toe one week earlier in season-opener, picked off a pair of Jon Kitna passes among a season-high five passes defended, the third multi-INT game of his career... Interceptions came in fourth quarter over a three-play stretch that began with Green Bay up only 27-25 with just over five minutes left; first INT set up a TD run; returned second for a 41-yard TD... (9/28) at TB: Read Brian Griese's short pass to Warrick Dunn and returned the interception 62 yards for a fourth-quarter TD... (10/12) at Sea.: Picked off Charlie Frye's fourth-quarter pass, after sacking the QB earlier in game... (11/9) at Min.: Returned a Gus Frerotte interception to set up a second-quarter TD... (11/16) vs. Chi.: Sacked Kyle Orton in the third quarter... (11/30) vs. Car.: Forced to start at strong safety due to injuries, on first play from scrimmage recovered a Muhsin Muhammad fumble, then forced a Jonathan Stewart fumble deep in Packers territory, the first time in his career he forced and recovered a fumble in the same contest... (12/14) at Jac.: Sacked David Garrard in the third quarter... (12/22) at Chi.: Back starting in his familiar LCB role, intercepted Kyle Orton late in third quarter, then blasted Matt Forte for a 1-yard loss in overtime... (12/28) vs. Det.: Intercepted Dan Orlovsky's overthrown first-quarter pass intended for Calvin Johnson.

2007: A first alternate, barely missed the Pro Bowl while leading Green Bay to the NFC Championship game... Started all 14 games and both playoff contests, missing one game due to a toe injury and another when coaches rested him in the regular-season finale... Had 64 tackles (54 solo), four interceptions, 10 passes defended and a fumble recovery... Scored the team's only defensive TDs, returning the fumble and one INT for scores... Also served as primary punt-returner (33-268, 8.1 avg.)... (10/14) vs. Was.: In 17-14 win, picked up NFC Defensive Player of the Week after returning a Santana Moss fumble 57 yards for a game-winning third-quarter TD... Earlier, intercepted Jason Campbell that deflected off Moss' hands, wrestling it away from Antwaan Randle El... (11/4) at KC: Made a pair of fourth-quarter plays to seal a 33-22 triumph... Returned a Damon Huard interception 46 yards for a game-icing TD, and earlier returned a punt 27 yards to set up a field goal... Also dropped Larry Johnson for a 1-yard loss in the third quarter... (11/11) vs. Min.: Helped to preserve Green Bay's first franchise shutout of Minnesota, intercepting Brooks Bollinger at the 2-yard line in the fourth quarter... (11/22) at Det.: Did not finish after nearly returning a first-quarter punt for a TD; sustained a toe injury on the 34-yard return... (11/29) at Dal.: Inactive with toe injury... (12/30) vs. Det.: Inactive, rested by coaches for playoffs... In two postseason contests, posted six solo tackles and broke up three passes.

2006: Signed with Green Bay as an unrestricted free agent and re-launched his career... Battled a painful shoulder injury most of the year, but still started 16 games at left cornerback and paced the team in both interceptions (eight) and passes defended (26)... Snubbed in Pro Bowl selections, despite his eight INTs, which tied for first in the NFC and tied for third in the league... Also for the first time since his Heisman season at Michigan in 1997, served as his team's primary punt returner (41-363, 8.9 avg.)... (10/22) at Mia.: Among four passes defended, returned a deflected Joey Harrington interception 23 yards for a TD, his third career score but first since Nov. 28, 1999... Also sacked Harrington to force an earlier punt... (11/27) at Sea.:

Notched his second career multi-INT game, picking off Matt Hasselbeck in each of the first two quarters, setting up the Packers' first TD... (12/10) at SF: Posted a career-long 40-yard punt return, setting up a fourth-quarter FG that iced the win, plus his first kickoff return since his days at Michigan, when he had all three of his collegiate KO returns in one game, a home loss to Penn State (Nov. 16, 1996)... Also recovered a Frank Gore fumble... (12/21) vs. Min.: Intercepted Tarvaris Jackson... (12/31) at Chi.: Marked his seventh individual takeaway over a six-game stretch, intercepting Rex Grossman.

2005: In the final season of his initial Raiders tenure, started Oakland's first six games before suffering a broken leg that sidelined him for the remainder of the season... Was inactive for the subsequent nine contests before Oakland placed him on injured reserve Dec. 29... Finished with 31 tackles (27 solo), one INT among four passes defended, one forced fumble and three punt returns for 20 yards... (9/18) vs. KC: Opened at FS, his only non-CB start of the season, and had a season-high two passes defended plus a forced fumble near midfield with five minutes left, positioning Oakland for a potential go-ahead TD... (10/2) vs. Dal.: Intercepted Drew Bledsoe in the second quarter... (10/23) vs. Buf.: Fractured his right lower leg late in the second quarter when he tackled RB Willis McGahee at the end of a 4-yard run.

2004: Played in Oakland's first 13 games, starting 12, before a right knee injury rendered him inactive for the final three contests... Posted 2 1/2 sacks among 74 total tackles (59 solo)... Also broke up nine passes, including one INT, forced a pair of fumbles and recovered another... Returned one punt for 4 yards... (9/19) vs. Buf.: Registered his first of two early season sacks, dropping Drew Bledsoe... (9/26) vs. TB: Forced a Brad Johnson fumble by sacking the QB... (11/7) at Car.: Did not start due to hip injury... (11/28) at Den.: Recovered a Reuben Droughns fumble on the opening possession of the second half that led to a quick TD in a 25-24 triumph... (12/5) vs. KC: Picked off Trent Green's second-quarter pass in Oakland territory, setting up a TD.

2003: Played without pain, starting the Raiders' first 15 games at CB... Recorded 70 tackles (56 solo), including one sack and one forced fumble... Also made three INTs among eight passes defended and recovered one fumble... (9/14) vs. Cin.: Picked off Stewart on the Bears' initial drive of the second half, giving him his first two-INT game in the NFL... (10/12) at Cle.: Forced a William Green fumble on the game's initial series, setting up an Oakland TD... (11/30) vs. Den.: Sacked Jake Plummer... (12/28) at SD: De-activated by coaches.

2002: Saw his season interrupted by injury for the first time as a professional, playing eight regular-season games with seven starts; had played all 70 games, including playoffs, with 69 starts, until a shoulder injury sidelined him in Week 3... Inactive for the other eight contests due to shoulder and leg injuries, but started all three postseason games, including Super Bowl XXXVII... Had a team-high four forced fumbles... Also made one INT among four passes defended, recovered one fumble and posted 37 tackles... (9/8) vs. Sea.: Forced two fumbles, matching a career best (also Dec. 16, 2000, at Seattle) among a team-high eight tackles in season-opening victory... (9/15) at Pit.: Had a hand in two fourth-quarter turnovers, forcing a Hines Ward fumble and intercepting Kordell Stewart in 30-17 win... (11/3) vs. SF: Returned to starting lineup after missing five games with a right shoulder injury and made eight stops, recovering an early RB Garrison Hearst fumble... (11/2/03): Returned to start AFC Divisional playoff after right leg injury left him inactive for three of final four regular-season games... (11/9/03) vs. Ten.: Shared club lead with eight tackles, helping team clinch first Super Bowl berth since 1983... (1/26/03) vs. TB: Intercepted Brad Johnson on the third play of Super Bowl XXXVII to set up a FG, the Raiders' first points.

2001: Garnered a fourth Pro Bowl selection in his fourth NFL season, but did not play (turf toe)... Earned All-Pro honors from the Sporting News and College & Pro Football Newsweekly, and All-AFC recognition from Football news... Played in all 16 regular-season games for a fourth straight season, making 15 starts at CB... Also started both Raiders playoff contests... Had 53



tackles, two sacks, one INT, 11 passes defended, one forced fumble and a blocked FG... Additionally, returned punts for the first time as a professional, averaging 11.8 yards on four returns for 47 yards...(9/9) at KC: Intercepted Trent Green in a season-opening, 27-24 win...(9/30) vs. Sea.: Recorded the first two sacks of his pro career among a season-high eight tackles, dropping Matt Hasselbeck twice in a 38-14 victory...(10/7) vs. Dal.: Blocked a 41-yard FG try by Tim Seder just before halftime of 28-21 win...(11/25) at NYG: Forced a Greg Comella fumble to blunt an early Giants drive into Oakland territory in eventual 28-10 victory...(12/30) at Den.: Played but did not start due to stomach illness...(1/19/02): Made five tackles and knocked down a pass as Raiders suffered 16-13, OT loss in snowy AFC Divisional playoff... Provided hit on QB Tom Brady that knocked ball loose late in fourth quarter; officials overturned the fumble on the infamous tuck-rule play.

2000: Led the Raiders in INTs (four), passes defended (13) and forced fumbles (three) while starting all 16 regular-season games for the third straight year... Also started both Oakland playoff games... Also finished second on the team in tackles with 79, recovered one fumble and caught one pass for 8 yards... Selected to his third consecutive Pro Bowl, also brought home Sports Illustrated and Associated Press All-Pro accolades, as well as All-AFC acknowledgement from Football News...(10/15) at KC: Picked up a first down with an 8-yard reception from Rich Gannon on a first-quarter TD drive, in a 20-17 win...(11/19) at NO: Intercepted the first NFL pass of Aaron Brooks, setting up an Oakland TD, in 31-22 victory...(12/16) at Sea.: Forced a pair of fumbles to establish a career high, including one by Ricky Watters late in the game... Also intercepted Jon Kitna to stop another...(1/6/01) vs. Mia.: Helped dispatch Dolphins, 27-0, in AFC Divisional playoff with a fumble recovery and a pass breakup; pounced on a Lamar Smith fumble in Miami territory to set up a second-quarter TD...(1/14/01) vs. Bal.: In AFC Championship, contributed two tackles and a pass breakup in loss to eventual world champion.

1999: Extended his starting streak to all 32 games of his early NFL career, earning a second straight Pro Bowl appearance (first Pro Bowl start)... A consensus All-Pro selection (AP, PF/W/PFWA), ranked second on the squad with 15 passes defended...(11/14) vs. SD: Made his first NFL reception, hauling in a 19-yard pass from Rich Gannon to advance a first-quarter TD drive... Also broke up a Jim Harbaugh pass...(11/28) vs. KC: On the last play of the third quarter, returned an Elvis Grbac interception 15 yards for a TD and Oakland's final points in 37-34 win.

1998: The NFL Defensive Rookie of the Year (AP, Pro Football Weekly, Football Digest), became the Raiders' first rookie DB to start every game since S Jack Tatum in 1971... Also reaped Pro Bowl and all-rookie honors... Among a club-high 22 passes defended, tied CB Eric Allen for the team lead with five interceptions, most by a Raiders rookie since Charles Phillips had six in 1975... Also paced the secondary – and was third among all Oakland defenders – with 64 tackles, along with contributing two forced fumbles... Earned December NFL Rookie of the Month honors...(9/6) at KC: Made his NFL debut, forcing a fumble...9/27 at Dal.: Registered his first NFL interception, picking off Jason Garrett in a 13-12 win; with Dallas threatening to tie late in third quarter, stepped in front of Michael Irvin on the goal line and returned the pick 24 yards...(10/4) at Ari.: Returned a Jake Plummer INT 46 yards for his first NFL TD, giving Oakland a 16-14 lead in a 23-20 triumph...(12/20): Broke up a season-high five passes, including a Craig Whelihan interception, in 17-10 win...

COLLEGE: A three-year starter and letterman (1995-97) at the University of Michigan, became a starter the second game of his true-freshman year (1995) and played in 34 straight games before declaring for the NFL draft following his junior season... The first predominantly defensive player ever to win the Heisman Trophy (1997), also was a two-time All-American and Chevrolet Defensive Player of the Year (1996-97), and three-time All-Big Ten selection... Finished with 18 career INTs, leading Wolverines all three seasons... Made spot contributions as a wide receiver, and also returned 44 punts... The MVP of a 12-0 club that captured the 1997 Associated Press national championship, helped Wolverines beat Washington State in Rose Bowl, Jan. 1, 1998... En route to his Heisman, finished second in the nation with eight interceptions, and added the Walter Camp Player of the Year, Jim Thorpe Award as the nation's top DB, Bronko Nagurski Award as the top defensive player, Sporting News Player of the Year and consensus All-America honors... Averaged 8.4 yards on 36 punt returns, highlighted by a 78-yard TD in 20-14 victory over No. 4 Ohio State (Nov. 22, 1997)... With five interceptions as a 19-year old true freshman, earned 1995 Big Ten Freshman of the Year recognition.

PERSONAL: Woodson and his wife, April, have two sons, Charles Jr. and Chase... Ohio's "Mr. Football" as a 1994 senior at Ross H.S. in Fremont, Ohio, finished prep career with the school's career records for rushing yards (3,861) and scoring (466 points), including 2,028 yards and 230 points his senior season, when he was a USA Today All-America selection... Accumulated 5,996 career all-purpose yards... Also lettered twice in basketball (guard) and track (relay sprinter and long jumper)... Made a \$2 million donation to the new University of Michigan C.S. Mott Children's Hospital and Women's Hospital on Thanksgiving Day 2009; was honored with a "Charles Woodson Day" at the new hospital... Through several fundraisers, including an annual May golf tournament in conjunction with former teammates Brian Griese and Steve Hutchinson, has helped raised millions of dollars for the facilities, including \$1.3 million in the tournament's first year for both the Mott Children's and Von Voigtlander Women's hospitals... Also has held the Charles Woodson Foundation Golf Outing at Thornberry Creek in Green Bay... Has a Web site for his foundation, www.charleswoodsonfoundation.org... Also has visited patients in a Milwaukee hospital to help raise awareness about stroke signs and symptoms... In 2012, donated \$100,000 to the Red Cross in order to assist families devastated by Superstorm Sandy... In 2008, donated \$150,000 for academic scholarships to the University of Michigan for students with financial needs studying kinesiology; with funds being matched by the Presidential Scholarship Challenge Program, the amount of endowed scholarships is \$300,000 for students from communities where Woodson has ties – Fremont, Ohio; Detroit, Mich.; Oakland, Calif.; and Green Bay, Wis.; one of the scholarships is in honor of Woodson's mother, Georgia, and will go to students in Ohio coming from single-parent households... Has volunteered at a youth football camp held by his former Oakland teammate Zack Crockett, and has participated in events to benefit the Donald Driver Foundation as well as the Donald Driver Celebrity Softball Game... A wine entrepreneur, owns the wine label TwentyFour by Charles Woodson, leasing acres of vineyards in Napa Valley, Calif., a short distance from the Raiders' summer training-camp home.

CHARLES WOODSON'S NFL STATISTICS

Year	Team	TACKLES						INTERCEPTIONS					FUMBLES			
		GP	GS	Tot	Solo	Asst	Sk	Yds	No	Yds	Lg	TD	PD	FF	FR	Yds
1998	Oakland	16	16	64	61	3	0.0	0.0	5	118	46	1	22	2	0	0
1999	Oakland	16	16	61	52	9	0.0	0.0	1	15	15	1	15	0	1	24
2000	Oakland	16	16	79	66	13	0.0	0.0	4	36	23	0	13	3	1	0
2001	Oakland	16	15	53	40	13	2.0	15.0	1	64	34	0	11	1	0	0
2002	Oakland	8	7	37	35	2	0.0	0.0	1	3	3	0	4	4	1	0
2003	Oakland	15	15	70	56	14	1.0	7.0	3	67	51	0	8	1	1	3
2004	Oakland	13	12	74	59	15	2.5	22.0	1	25	25	0	9	2	1	0
2005	Oakland	6	6	31	27	4	0.0	0.0	1	0	0	0	4	1	0	0
2006	Green Bay	16	16	63	51	12	1.0	9.0	8	61	23	1	26	3	1	0
2007	Green Bay	14	14	64	54	10	0.0	0.0	4	48	46	1	10	0	1	57
2008	Green Bay	16	16	79	66	13	3.0	14.0	7	169	62	2	20	1	1	-2
2009	Green Bay	16	16	81	63	18	2.0	18.0	9	179	45	3	21	4	1	0
2010	Green Bay	16	16	105	79	26	2.0	11.0	2	48	48	1	13	5	0	0
2011	Green Bay	15	15	83	68	15	2.0	11.0	7	63	30	1	20	1	1	-1
2012	Green Bay	7	7	44	36	8	1.5	5.5	1	0	0	0	5	1	0	0
NFL totals (15 years)		206	203	988	813	175	17.0	112.5	55	896	62	11	201	29	10	81

PLAYOFFS

2000	Oakland	2	2	5	4	1	0.0	0.0	0	0	0	0	2	0	1	0
2001	Oakland	2	2	12	8	4	0.0	0.0	0	0	0	0	3	0	0	0
2002	Oakland	3	3	22	18	4	0.0	0.0	1	12	12	0	4	0	0	0
2007	Green Bay	2	1	6	6	0	0.0	0.0	0	0	0	0	3	0	0	0
2009	Green Bay	1	1	7	7	0	0.0	0.0	0	0	0	0	1	1	0	0
2010	Green Bay	4	4	19	14	5	1.0	7.0	0	0	0	0	0	0	0	0
2011	Green Bay	1	1	2	2	0	0.0	0.0	0	0	0	0	1	0	0	0
2012	Green Bay	2	2	12	11	1	0.0	0.0	0	0	0	0	1	0	0	0
NFL totals		17	16	85	70	15	1.0	7.0	1	12	12	0	15	1	1	0

KICKOFF RETURNS

Year	Team	KICKOFF RETURNS				PUNT RETURNS						
		No	Yds	Avg	Lg	TD	No	FC	Yds	Avg	Lg	TD
2001	Oakland	0	0	-	-	0	4	0	47	11.8	16	0
2002	Oakland	0	0	-	-	0	4	1	6	1.5	4	0
2004	Oakland	0	0	-	-	0	1	0	4	4.0	4	0
2005	Oakland	0	0	-	-	0	3	0	20	6.7	15	0
2006	Green Bay	1	10	10.0	10	0	41	2	363	8.9	40	0
2007	Green Bay	0	0	-	-	0	33	5	268	8.1	34	0
2008	Green Bay	1	-2	-2.0	-2	0	0	0	0	-	-	0
2009	Green Bay	2	30	15.0	18	0	1	0	0	0.0	0	0
2011	Green Bay	1	9	9.0	9	0	0	0	0	-	-	0
NFL totals		5	47	9.4	18	0	87	8	708	8.1	40	0

ADDITIONAL STATISTICS: Touchdowns (12): at Arizona, 10/4/98, 46-yard INT return (J.Plummer), with Raiders; vs. Kansas City, 11/28/99, 15-yard INT return (E.Grbac), with Raiders; at Miami, 10/22/06, 23-yard INT return (J.Harrington), with Packers; vs. Washington, 10/14/07, 57-yard fumble return (S. Moss), with Packers; at Kansas City, 11/4/07, 46-yard INT return (D.Huard), with Packers; at Detroit, 9/14/08, 41-yard INT return (J.Kitna), with Packers; at Tampa Bay, 9/28/08, 62-yard INT return (B.Griese), with Packers; vs. Cincinnati, 9/20/09, 37-yard INT return (C.Palmer), with Packers; at Detroit, 11/26/09, 38-yard INT return (M.Stafford), with Packers; at Arizona, 1/3/10, 45-yard INT return (M.Leinart), with Packers; vs. Detroit, 10/3/10, 48-yard INT return (Sh. Hill), with Packers; vs. Denver, 10/2/11, 30-yard INT return (K.Orton), with Packers. Blocked Tim Seder FG attempt, vs. Dal., 10/7/01, with Raiders. Receptions — 1 for 19 yards in 1999 with Raiders, 1 for 8 yards in 2000 with Raiders; NFL total: 2 for 27 yards, 13.5 avg., LG 19. Career sacks — Matt Hasselbeck (2), Alex Smith (1½), Drew Bledsoe, Sam Bradford, Jay Cutler, Josh Freeman, Charlie Frye, David Garrard, Joey Harrington, Brad Johnson, Jon Kitna, Kyle Orton, Jake Plummer, Tony Romo, Matthew Stafford, Michael Vick (½). Fumbles-Lost — 1-1 in 2007. Miscellaneous fumble recoveries — 1 in 2007.

SINGLE-GAME HIGHS & CAREER MILESTONES: TACKLES: Total -- 14, vs. Det., 10/3/10, with Packers. Solo -- 12, vs. KC (12/5/04), with Raiders. Sacks -- 2, vs. Sea., 9/30/01, with Raiders. INTERCEPTIONS -- 2, seven times; last: at Min., 10/23/11, with Packers. PASSES DEFENSED -- 6, at Min., 10/23/11, with Packers. NFL debut: at KC, 9/6/98, with Raiders. First NFL start: at KC, 9/6/98, with Raiders. First interception: at Dal., 9/27/98 (J.Garrett), with Raiders. First reception: vs. SD, 11/14/99 (R.Gannon), with Raiders. Last reception: vs. KC, 10/15/00 (R.Gannon), with Raiders.



CHARLES WOODSON GAME-BY-GAME

1998, OAKLAND

Date	Opp	GP	GS	Tot	So	As	Sk	Yd	Int	Yd	Lg	TD	PD	FF	FR
09/06	at KC-L	1	1	7	7	0	0.0	0.0	0	0	0	0	1	0	0
09/13	NYG-W	1	1	5	5	0	0.0	0.0	0	0	0	0	1	0	0
09/20	Den-L	1	1	4	4	0	0.0	0.0	0	0	0	0	1	0	0
09/27	at Dal-W	1	1	6	6	0	0.0	0.0	1	24	24	0	1	0	0
10/04	at Ari-W	1	1	2	2	0	0.0	0.0	1	46	46	1	1	0	0
10/11	SD-W	1	1	4	3	1	0.0	0.0	0	0	0	0	0	0	0
10/25	Cin-W	1	1	4	4	0	0.0	0.0	0	0	0	0	1	0	0
11/01	at Sea-W	1	1	6	6	0	0.0	0.0	0	0	0	0	2	1	0
11/08	at Bal-L	1	1	2	2	0	0.0	0.0	0	0	0	0	2	0	0
11/15	Sea-W	1	1	4	4	0	0.0	0.0	1	5	5	0	2	0	0
11/22	at Den-L	1	1	2	1	1	0.0	0.0	0	0	0	0	0	0	0
11/29	Was-L	1	1	2	2	0	0.0	0.0	0	0	0	0	1	0	0
12/06	Mia-L	1	1	5	5	0	0.0	0.0	0	0	0	0	1	0	0
12/13	at Buf-L	1	1	6	5	1	0.0	0.0	0	0	0	0	1	0	0
12/20	at SD-W	1	1	3	3	0	0.0	0.0	1	30	30	0	5	0	0
12/26	KC-L	1	1	2	2	0	0.0	0.0	1	13	13	0	3	0	0
98 TOTALS		16	16	64	61	3	0.0	0.0	5	118	46	1	22	2	0

1999, OAKLAND

Date	Opp	GP	GS	Tot	So	As	Sk	Yd	Int	Yd	Lg	TD	PD	FF	FR
09/12	at GB-L	1	1	6	4	2	0.0	0.0	0	0	0	0	0	0	0
09/19	at Min-W	1	1	4	3	1	0.0	0.0	0	0	0	0	0	0	0
09/26	Chi-W	1	1	4	3	1	0.0	0.0	0	0	0	0	0	0	0
10/03	at Sea-L	1	1	3	3	0	0.0	0.0	0	0	0	0	2	0	0
10/10	Den-L	1	1	4	4	0	0.0	0.0	0	0	0	0	0	0	0
10/17	at Buf-W	1	1	2	1	1	0.0	0.0	0	0	0	0	3	0	0
10/24	NYJ-W	1	1	6	4	2	0.0	0.0	0	0	0	0	0	0	0
10/31	Mia-L	1	1	6	5	1	0.0	0.0	0	0	0	0	4	0	0
11/14	SD-W	1	1	4	4	0	0.0	0.0	0	0	0	0	1	0	0
11/22	at Den-L	1	1	3	3	0	0.0	0.0	0	0	0	0	0	0	0
11/28	KC-L	1	1	5	4	1	0.0	0.0	1	15	15	1	1	0	0
12/05	Sea-W	1	1	0	0	0	0.0	0.0	0	0	0	0	0	0	0
12/09	at Ten-L	1	1	2	2	0	0.0	0.0	0	0	0	0	0	0	0
12/19	TB-W	1	1	1	1	0	0.0	0.0	0	0	0	0	2	1	0
12/26	at SD-L	1	1	6	6	0	0.0	0.0	0	0	0	0	1	0	0
01/02	at KC-W	1	1	5	5	0	0.0	0.0	0	0	0	0	1	0	0
99 TOTALS		16	16	61	52	9	0.0	0.0	1	15	15	1	15	0	1

2000, OAKLAND

Date	Opp	GP	GS	Tot	So	As	Sk	Yd	Int	Yd	Lg	TD	PD	FF	FR
09/03	SD-W	1	1	3	2	1	0.0	0.0	1	13	13	0	1	0	0
09/10	at Ind-W	1	1	8	7	1	0.0	0.0	0	0	0	0	0	0	0
09/17	Den-L	1	1	6	5	1	0.0	0.0	0	0	0	0	0	0	0
09/24	Cle-W	1	1	6	6	0	0.0	0.0	0	0	0	0	0	0	0
10/08	at SF-W	1	1	10	7	3	0.0	0.0	0	0	0	0	0	0	0
10/15	at KC-W	1	1	5	4	1	0.0	0.0	0	0	0	0	1	0	1
10/22	Sea-W	1	1	3	3	0	0.0	0.0	0	0	0	0	0	0	0
10/29	at SD-W	1	1	5	4	1	0.0	0.0	0	0	0	0	0	0	0
11/05	KC-W	1	1	5	4	1	0.0	0.0	1	23	23	0	2	0	0
11/13	at Den-L	1	1	1	1	0	0.0	0.0	0	0	0	0	1	0	0
11/19	at NO-W	1	1	6	6	0	0.0	0.0	1	0	0	0	3	0	0
11/26	Atl-W	1	1	2	2	0	0.0	0.0	0	0	0	0	0	1	0
12/03	at Pit-L	1	1	8	7	1	0.0	0.0	0	0	0	0	1	0	0
12/10	NYJ-W	1	1	3	2	1	0.0	0.0	0	0	0	0	2	0	0
12/16	at Sea-L	1	1	5	4	1	0.0	0.0	1	0	0	0	1	2	0
12/24	Car-W	1	1	3	2	1	0.0	0.0	0	0	0	0	1	0	0
00 TOTALS		16	16	79	66	13	0.0	0.0	4	36	23	0	13	3	1
01/06	Mia-W	1	1	3	2	1	0.0	0.0	0	0	0	0	1	0	1
01/14	Bal-L	1	1	2	2	0	0.0	0.0	0	0	0	0	0	1	0

1AFC Divisional playoff; 2AFC Championship

2001, OAKLAND

Date	Opp	GP	GS	Tot	So	As	Sk	Yd	Int	Yd	Lg	TD	PD	FF	FR
09/09	at KC-W	1	1	2	2	0	0.0	0.0	1	34	34	0	2	0	0
09/23	at Mia-L	1	1	3	0	3	0.0	0.0	0	0	0	0	0	1	0
09/30	Sea-W	1	1	8	6	2	2.0	15.0	0	0	0	0	0	1	0
10/07	Dal-W	1	1	3	1	2	0.0	0.0	0	0	0	0	0	1	0
10/14	at Ind-W	1	1	4	3	1	0.0	0.0	0	0	0	0	0	0	0
10/28	at Phi-W	1	1	3	3	0	0.0	0.0	0	0	0	0	0	1	0
11/05	Den-W	1	1	2	1	1	0.0	0.0	0	0	0	0	0	1	0
11/11	at Sea-L	1	1	2	2	0	0.0	0.0	0	0	0	0	0	0	0
11/18	SD-W	1	1	2	2	0	0.0	0.0	0	0	0	0	0	1	0
11/25	at NYG-W	1	1	6	6	0	0.0	0.0	0	0	0	0	0	0	1
12/02	Ari-L	1	1	4	4	0	0.0	0.0	0	0	0	0	0	0	0
12/09	KC-W	1	1	0	0	0	0.0	0.0	0	0	0	0	0	2	0
12/15	at SD-W	1	1	5	4	1	0.0	0.0	0	30	30	0	1	0	0
12/22	Ten-L	1	1	3	2	1	0.0	0.0	0	0	0	0	0	0	0
12/30	at Den-L	1	0	4	3	1	0.0	0.0	0	0	0	0	0	0	0
01/06	NYJ-L	1	1	2	1	1	0.0	0.0	0	0	0	0	0	0	0
01 TOTALS		16	15	53	40	13	2.0	15.0	1	64	34	0	11	1	0
01/12	NYJ-W	1	1	7	6	1	0.0	0.0	0	0	0	0	0	2	0
01/19	at NE-L	1	1	5	2	3	0.0	0.0	0	0	0	0	0	1	0

1AFC Wild Card playoff; 2AFC Divisional playoff

2002, OAKLAND

Date	Opp	GP	GS	Tot	So	As	Sk	Yd	Int	Yd	Lg	TD	PD	FF	FR
09/08	Sea-W	1	1	8	8	0	0.0	0.0	0	0	0	0	0	2	0
09/15	at Pit-W	1	1	3	3	0	0.0	0.0	1	3	3	0	2	1	0
09/29	Ten-W	(inactive -- shoulder)													
10/06	at Buf-W	(inactive -- shoulder)													
10/13	at STL-L	(inactive -- shoulder)													
10/20	SD-L	(inactive -- shoulder)													
10/27	at KC-L	(inactive -- shoulder)													
11/03	SF-L	1	1	8	8	0	0.0	0.0	0	0	0	0	0	0	1
11/11	at Den-W	1	1	9	8	1	0.0	0.0	0	0	0	0	0	0	0
11/17	NE-W	1	1	4	4	0	0.0	0.0	0	0	0	0	0	1	0
11/24	at Ari-W	1	1	4	3	1	0.0	0.0	0	0	0	0	0	1	0
12/02	NYJ-W	1	1	1	1	0	0.0	0.0	0	0	0	0	0	1	0
12/08	at SD-W	(inactive -- leg)													
12/15	at Mia-L	(inactive -- leg)													
12/22	Den-W	1	0	0	0	0	0.0	0.0	0	0	0	0	0	0	0
12/28	KC-W	(inactive -- leg)													
02 TOTALS		8	7	37	35	2	0.0	0.0	1	3	3	0	4	4	1
01/12	NYJ-W	1	1	6	5	1	0.0	0.0	0	0	0	0	3	0	0
01/19	Ten-W	1	1	8	5	3	0.0	0.0	0	0	0	0	0	0	0
01/26	TB-L	1	1	8	8	0	0.0	0.0	1	12	12	0	1	0	0

1AFC Divisional playoff; 2AFC Championship; 3Super Bowl XXXVII, San Diego

2003, OAKLAND

Date	Opp	GP	GS	Tot	So	As	Sk	Yd	Int	Yd	Lg	TD	PD	FF	FR
09/07	at Ten-L	1	1	4	3	1	0.0	0.0	0	0	0	0	0	1	0
09/14	Cin-W	1	1	7	6	1	0.0	0.0	1	0	0	0	0	2	0
09/22	at Den-L	1	1	1	1	0	0.0	0.0	0	0	0	0	0	0	0
09/28	SD-W	1	1	5	4	1	0.0	0.0	0	0	0	0	0	0	0
10/05	at Chi-L	1	1												

2004, OAKLAND

Date	Opp	GP	GS	Tot	So	As	Sk	Yd	Int	Yd	Lg	TD	PD	FF	FR
09/12	at Pit-L	1	1	6	5	1	0.0	0.0	0	0	0	0	1	0	0
09/19	Buf-W	1	1	4	3	1	1.0	8.0	0	0	0	0	0	0	0
09/26	TB-W	1	1	5	5	0	1.0	9.0	0	0	0	0	0	1	0
10/03	at Hou-L	1	1	10	8	2	0.0	0.0	0	0	0	0	4	0	0
10/10	at Ind-L	1	1	6	4	2	0.0	0.0	0	0	0	0	0	0	0
10/17	Den-L	1	1	5	3	2	0.0	0.0	0	0	0	0	1	0	0
10/24	NO-L	1	1	3	2	1	0.0	0.0	0	0	0	0	1	0	0
10/31	at SD-L	1	1	6	4	2	0.0	0.0	0	0	0	0	0	1	0
11/07	at Car-W	1	0	0	0	0	0.0	0.0	0	0	0	0	0	0	0
11/21	SD-L	1	1	10	8	2	0.0	0.0	0	0	0	0	1	0	0
11/28	at Den-W	1	1	4	4	0	0.0	0.0	0	0	0	0	0	0	1
12/05	KC-L	1	1	13	12	1	0.0	0.0	1	25	25	0	1	0	0
12/12	at Atl-L	1	1	2	1	1	½	5.0	0	0	0	0	0	0	0
12/19	Ten-W	(inactive -- knee)													
12/25	at KC-L	(inactive -- knee)													
01/02	Jax-L	(inactive -- knee)													
04 TOTALS		13	12	74	59	15	2.0	22.0	1	25	25	0	9	2	1

2005, OAKLAND

Date	Opp	GP	GS	Tot	So	As	Sk	Yd	Int	Yd	Lg	TD	PD	FF	FR
09/08	at NE-L	1	1	4	3	1	0.0	0.0	0	0	0	0	0	0	0
09/18	KC-L	1	1	6	6	0	0.0	0.0	0	0	0	0	2	1	0
09/25	at Phi-L	1	1	8	8	0	0.0	0.0	0	0	0	0	1	0	0
10/02	Dal-W	1	1	5	4	1	0.0	0.0	1	0	0	0	1	0	0
10/16	SD-L	1	1	5	3	2	0.0	0.0	0	0	0	0	0	0	0
10/23	Buf-W	1	1	3	3	0	0.0	0.0	0	0	0	0	0	0	0
10/30	at Ten-W	(inactive -- leg)													
11/06	at KC-L	(inactive -- leg)													
11/13	Den-L	(inactive -- leg)													
11/20	at Was-W	(inactive -- leg)													
11/27	Mia-L	(inactive -- leg)													
12/04	at SD-L	(inactive -- leg)													
12/11	at NYJ-L	(inactive -- leg)													
12/18	Cle-L	(inactive -- leg)													
12/24	at Den-L	(inactive -- leg)													
12/31	NYG-L	(injured reserve -- leg)													
05 TOTALS		6	6	31	27	4	0.0	0.0	1	0	0	0	4	1	0

2006, GREEN BAY

Date	Opp	GP	GS	Tot	So	As	Sk	Yd	Int	Yd	Lg	TD	PD	FF	FR
09/10	Chi-L	1	1	5	3	2	0.0	0.0	0	0	0	0	0	0	0
09/17	NO-L	1	1	8	7	1	0.0	0.0	0	0	0	0	1	1	0
09/24	at Det-W	1	1	2	2	0	0.0	0.0	0	0	0	0	2	0	0
10/02	at Phi-L	1	1	3	3	0	0.0	0.0	0	0	0	0	2	1	0
10/08	StL-W	1	1	7	6	1	0.0	0.0	0	0	0	0	1	0	0
10/22	at Mia-W	1	1	6	5	1	1.0	9.0	1	23	23	1	4	1	0
10/29	Ari-W	1	1	1	1	0	0.0	0.0	1	0	0	0	1	0	0
11/05	at Buf-L	1	1	4	4	0	0.0	0.0	0	0	0	0	0	0	0
11/12	at Min-W	1	1	5	3	2	0.0	0.0	0	0	0	0	1	0	0
11/19	NE-L	1	1	4	4	0	0.0	0.0	0	0	0	0	0	0	0
11/27	at Sea-L	1	1	4	3	1	0.0	0.0	2	3	3	0	3	0	0
12/03	NYJ-L	1	1	3	3	0	0.0	0.0	1	0	0	0	3	0	0
12/10	at SF-W	1	1	2	2	0	0.0	0.0	0	0	0	0	2	0	1
12/17	Det-W	1	1	5	4	1	0.0	0.0	1	18	18	0	2	0	0
12/21	Min-W	1	1	1	0	1	0.0	0.0	1	14	14	0	2	0	0
12/28	at Chi-W	1	1	3	3	0	0.0	0.0	1	3	3	0	2	0	0
06 TOTALS		16	16	63	51	12	1.0	9.0	8	61	23	1	26	3	1

2007, GREEN BAY

Date	Opp	GP	GS	Tot	So	As	Sk	Yd	Int	Yd	Lg	TD	PD	FF	FR
09/09	Phi-W	1	1	3	2	1	0.0	0.0	0	0	0	0	0	0	0
09/16	at NYG-W1	1	3	3	0	0	0.0	0.0	0	0	0	0	0	1	0
09/23	SD-W	1	1	9	8	1	0.0	0.0	0	0	0	0	0	0	0
09/30	at Min-W	1	1	5	5	0	0.0	0.0	0	0	0	0	2	0	0
10/07	Chi-L	1	1	6	5	1	0.0	0.0	0	0	0	0	0	0	0
10/14	Was-W	1	1	5	4	1	0.0	0.0	1	0	0	0	1	0	1
10/29	at Den-W	1	1	3	3	0	0.0	0.0	0	0	0	0	1	0	0
11/04	at KC-W	1	1	4	3	1	0.0	0.0	1	46	46	1	1	0	0
11/11	Min-W	1	1	4	3	1	0.0	0.0	1	2	2	0	1	0	0
11/18	Car-W	1	1	5	4	1	0.0	0.0	1	0	0	0	2	0	0
11/22	at Det-W	1	1	2	1	1	0.0	0.0	0	0	0	0	0	0	0
11/29	at Dal-L	(inactive -- toe)													
12/09	Oak-W	1	1	4	3	1	0.0	0.0	0	0	0	0	0	0	0
12/16	at StL-W	1	1	5	5	0	0.0	0.0	0	0	0	0	1	0	0
12/23	at Chi-L	1	1	6	5	1	0.0	0.0	0	0	0	0	0	0	0
12/30	Det-W	(inactive)													
07 TOTALS		14	14	64	54	10	0.0	0.0	4	48	46	1	10	0	1
01/12	Sea-W1	0	2	2	0	0	0.0	0.0	0	0	0	0	2	0	0
01/20	NYG-L2	1	4	4	0	0	0.0	0.0	0	0	0	0	0	1	0

1NFC Divisional playoff; 2NFC Championship

2008, GREEN BAY

Date	Opp	GP	GS	Tot	So	As	Sk	Yd	Int	Yd	Lg	TD	PD	FF	FR
09/08	Min-W	1	1	4	4	0	0.0	0.0	0	0	0	0	2	0	0
09/14	at Det-W	1	1	2	2	0	0.0	0.0	2	41	41	1	5	0	0
09/21	Dal-L	1	1	2	2	0	0.0	0.0	0	0	0	0	0	0	0
09/28	at TB-L	1	1	7	5	2	0.0	0.0	1	62	62	1	3	0	0
10/05	Chi-L	1	1	2	2	0	0.0	0.0	0	0	0	0	0	0	0
10/12	at Sea-W	1	1	3	2	1	1.0	5.0	1	12	12	0	2	0	0
10/19	Ind-W	1	1	2	2	0	0.0	0.0	0	0	0	0	1	0	0
11/02	at Ten-L	1	1	6	5	1	0.0	0.0	0	0	0	0	1	0	0
11/09	at Min-L	1	1	7	4	3	0.0	0.0	1	9	0	0	1	0	0
11/16	Chi-W	1	1	5	5	0	1.0	8.0	0	0	0	0	0	0	0
11/24	at NO-L	1	1	6	6	0	0.0	0.0	0	0	0	0	0	0	0
11/30	Car-L	1	1	9	7	2	0.0	0.0	0	0	0	0	0	1	1
12/07	Hou-L	1	1	11	9	2	0.0	0.0	0	0	0	0	0	2	0
12/14	at Jax-L	1	1	6	6	0	1.0	1.0	0	0	0	0	0	0	0
12/22	at Chi-L	1	1	4	3	1	0.0	0.0	1	22	22	0	1	0	0
12/28	Det-W	1	1	3	2	1	0.0	0.0	1	23	23	0	2	0	0
08 TOTALS		16	16	79	66	13	3.0	14.0	7	169	62	2	20	1	1

2009, GREEN BAY

Date	Opp	GP	GS	Tot	So	As	Sk	Yd	Int	Yd	Lg	TD	PD	FF	FR
09/13	Chi-W	1	1	3	3	0	0.0	0.0	0	0	0	0	0	0	0
09/20	Cin-L	1	1	11	10	1	0.0	0.0	2	59	37	1	2	0	0
09/27	at StL-W	1	1	10	8	2	0.0	0.0	1	0	0	0	1	0	0
10/05	at Min-L	1	1	3	2	1	0.0	0.0	0	0	0	0	0	0	0
10/18	Det-W	1	1	3	2	1	0.0	0.0	0	0	0	0	0	0	0
10/25	at Cle-W	1	1	2	2	0	0.0	0.0	1	25	25	0	1	1	0
11/01	Min-L	1	1	5	3	2	0.0	0.0	0	0	0	0	0	0	0
11/08	at TB-L	1	1	8	7	1	0.0	0.0	0	0	0	0	2	0	0
11/15	Dal-W	1	1	10	7	3	1.0	12.0	1	3	3	0	1	2	0
11/22	SF-W	1	1	0	0	0	0.0	0.0	0	0	0	0	0	1	0
11/26	at Det-W	1	1	5	5	0	1.0	6.0	2	38	38	1	4	1	1
12/07	Bal-W	1	1	3	2	1	0.0	0.0	0	0	0	0	0	0	0
12/13	at Chi-W	1	1	4	2										

2010, GREEN BAY

Date	Opp	GP	GS	Tot	So	As	Sk	Yd	Int	Yd	Lg	TD	PD	FF	FR
01/10	at Ari-L	1	1	7	7	0	0.0	0.0	0	0	0	0	1	1	0
09/12	at Phi-W	1	1	5	4	1	0.0	0.0	0	0	0	0	1	1	0
09/19	Buf-W	1	1	5	5	0	0.0	0.0	0	0	0	0	0	0	0
09/27	at Chi-L	1	1	5	4	1	0.0	0.0	0	0	0	0	0	1	0
10/03	Det-W	1	1	14	11	3	0.0	0.0	1	48	48	1	3	0	0
10/10	at Was-L	1	1	7	5	2	0.0	0.0	0	0	0	0	1	0	0
10/17	Mia-L	1	1	8	6	2	0.0	0.0	0	0	0	0	0	0	0
10/24	Min-W	1	1	9	6	3	0.0	0.0	0	0	0	0	0	0	0
10/31	at NYJ-W	1	1	4	3	1	0.0	0.0	1	0	0	0	2	0	0
11/07	Dal-W	1	1	5	4	1	1.0	3.0	0	0	0	0	0	1	0
11/21	at Min-W	1	1	7	6	1	0.0	0.0	0	0	0	0	0	1	0
11/28	at Atl-L	1	1	7	7	0	0.0	0.0	0	0	0	0	0	0	0
12/05	SF-W	1	1	4	2	2	0.0	0.0	0	0	0	0	0	0	0
12/12	at Det-L	1	1	9	6	3	0.0	0.0	0	0	0	0	1	0	0
12/19	at NE-L	1	1	5	3	2	0.0	0.0	0	0	0	0	2	0	0
12/26	NYG-W	1	1	3	2	1	0.0	0.0	0	0	0	0	0	1	0
01/02	Chi-W	1	1	8	5	3	1.0	8.0	0	0	0	0	3	0	0
10 TOTALS		16	16	105	79	26	2.0	11.0	2	48	48	1	13	5	0
01/09	at Phi-W	1	1	7	4	3	0.0	0.0	0	0	0	0	0	0	0
01/15	at Atl-W	2	1	6	5	1	1.0	7.0	0	0	0	0	0	0	0
01/23	at Chi-W	3	1	3	3	0	0.0	0.0	0	0	0	0	0	0	0
02/06	Pit-W	4	1	1	3	2	1	0.0	0.0	0	0	0	0	0	0

1NFC Wild Card playoff; 2NFC Divisional playoff; 3NFC Championship; 4Super Bowl XLV, North TX

2011, GREEN BAY

Date	Opp	GP	GS	Tot	So	As	Sk	Yd	Int	Yd	Lg	TD	PD	FF	FR
09/08	NO-W	1	1	2	2	0	0.0	0.0	0	0	0	0	1	0	0
09/18	at Car-W	1	1	8	6	2	0.0	0.0	2	6	0	0	2	0	1
09/25	at Chi-W	1	1	3	2	1	0.0	0.0	0	0	0	0	0	0	0
10/02	Den-W	1	1	5	4	1	0.0	0.0	1	30	30	1	1	0	0
10/09	at Atl-W	1	1	4	3	1	0.0	0.0	0	0	0	0	0	0	0
10/16	StL-W	1	1	4	3	1	1.0	6.0	0	0	0	0	0	0	0
10/23	at Min-W	1	1	6	5	1	0.0	0.0	2	26	25	0	6	0	0
11/06	at SD-W	1	1	6	5	1	0.0	0.0	0	0	0	0	0	1	0
11/14	Min-W	1	1	9	8	1	0.0	0.0	0	0	0	0	4	0	0
11/20	TB-W	1	1	5	3	2	1.0	5.0	0	0	0	0	1	0	0
11/24	at Det-W	1	1	5	5	0	0.0	0.0	1	0	0	0	1	0	0
12/04	at NYG-W	1	1	6	5	1	0.0	0.0	0	0	0	0	0	0	0
12/11	Oak-W	1	1	4	4	0	0.0	0.0	1	1	0	0	3	0	0
12/18	at KC-L	1	1	12	10	2	0.0	0.0	0	0	0	0	0	0	0
12/25	Chi-W	1	1	4	3	1	0.0	0.0	0	0	0	0	1	0	0
01/01	Det-W	(inactive)													
11 TOTALS		15	15	83	68	15	2.0	11.0	7	63	30	1	20	1	1
01/15	NYG-L	1	1	2	2	0	0.0	0.0	0	0	0	0	1	0	0

1NFC Divisional playoff

2012, GREEN BAY

Date	Opp	GP	GS	Tot	So	As	Sk	Yd	Int	Yd	Lg	TD	PD	FF	FR
09/09	SF-L	1	1	3	3	0	1.5	5.5	0	0	0	0	0	1	0
09/13	Chi-W	1	1	5	4	1	0.0	0.0	1	0	0	0	1	0	0
09/24	at Sea-L	1	1	5	2	3	0.0	0.0	0	0	0	0	2	0	0
09/30	NO-W	1	1	12	11	1	0.0	0.0	0	0	0	0	1	0	0
10/07	at Ind-L	1	1	10	8	2	0.0	0.0	0	0	0	0	1	0	0
10/14	at Hou-W	1	1	3	3	0	0.0	0.0	0	0	0	0	0	0	0
10/21	at StL-W	1	1	6	5	1	0.0	0.0	0	0	0	0	0	0	0
10/28	Jax-W	(inactive -- collarbone)													
11/04	Ari-W	(inactive -- collarbone)													
11/18	at Det-W	(inactive -- collarbone)													
11/25	at NYG-L	(inactive -- collarbone)													
12/02	Min-W	(inactive -- collarbone)													
12/09	Det-W	(inactive -- collarbone)													
12/16	at Chi-W	(inactive -- collarbone)													
12/23	Ten-W	(inactive -- collarbone)													
12/30	at Min-L	(inactive -- collarbone)													
12 TOTALS		7	7	44	36	8	1.5	5.5	1	0	0	0	5	1	0
01/05	Min-W	1	1	6	6	0	0.0	0.0	0	0	0	0	0	0	0
01/12	at SF-L	2	1	6	5	1	0.0	0.0	0	0	0	0	1	0	0

1NFC Wild Card playoff; 2NFC Divisional playoff



Usama YOUNG

26

SAFETY | KENT STATE

HT: 6-0 WT: 200
 Born: 5/8/85
 Acquired: FA-'13

Seventh NFL season
 First Raiders Season
 High School: Largo (Washington, D.C.)

Selected by New Orleans Saints in third round (66th overall) of 2007 NFL Draft, April 28, 2007...Signed first contract, June 11, 2007...Re-signed by Saints, April 19, 2010...Signed by Cleveland Browns as unrestricted free agent, July 30, 2011...Placed on injured reserve (thumb), Dec. 26, 2012...Terminated by Browns, April 2, 2013...Signed by Oakland Raiders as free agent, April 9, 2013.

CAREER: Begins a new chapter with his third NFL team, having signed with the Raiders as an unrestricted free agent...NFL journey has followed a progressively upward slope, including his best season to date, 2012, when he recorded career highs in both starts (11), interceptions (3) and sacks (1.5) for the Browns...One of three Raiders players with Super Bowl rings, joining Matt Flynn (XLV with Green Bay) and Tracy Porter (XLIV with New Orleans)...In addition to his veteran leadership presence, figures to serve as a coach on the field, having played every position in the secondary during his NFL career...Entered the league as the Saints' third-round selection (66th overall) in the 2007 NFL Draft, and played primarily as a slot corner and reserve defensive back over his first five seasons, all with New Orleans...Signed in 2011 with Cleveland, where he played primarily strong safety that season and free safety in 2012.

2012: Played in 13 Cleveland games with a career-most 11 starts, 10 at free safety and one at strong safety when T.J. Ward went on injured reserve late in the year...Posted 52 tackles (36 solo), seven passes defended, one fumble recovery and career highs in both interceptions (3) and sacks (1.5)...Tied for the team lead in interceptions...Went on injured reserve himself (thumb) and missed the season finale...Ironically also missed Cleveland's Week 13 win at Oakland (concussion), his future team...(9/9) vs. Phi.: Inactive for the season-opener with a thigh injury...(9/27) at Bal.: With Cleveland trailing, 16-10, in the third quarter, sacked Joe Flacco at the Browns' 24-yard line, three plays before the Ravens missed a field goal...The sack was his first since 10/3/10 at Carolina...(10/7) at NYG: Intercepted Eli Manning in the fourth quarter, returning the takeaway 44 yards to the Giants' 27...Also matched his career high with 10 tackles...(10/14) vs. Cin.: Sealed a 34-24 win by intercepting Andy Dalton in the end zone on the Bengals' final snap...(10/28) vs. SD: Broke up two Philip Rivers passes, one to force a punt, and another to prevent a potential Malcolm Floyd score, both in the second quarter, as Cleveland gave up 148 net passing yards and no touchdowns in a 7-6 triumph...(11/18) at Dal.: With Cleveland up 13-0, combined with future Raiders teammate Kaluka Maiava to sack Tony Romo and help hold Dallas to a field goal...(11/25) vs. Pit.: Sustained a knee injury the previous week that kept him out of the starting lineup, but still broke up a pass and notched his first career recovery, scooping up a Rashard Mendenhall fumble near midfield to set up a field goal; the takeaway was the first of eight for Cleveland in a 20-14 win...Left early in the third quarter with a concussion after tackling Heath Miller...(12/23) at Den.: Replaced Ward (knee) in the lineup at strong safety, his first start at the position since the 2011 season finale, and picked off Peyton Manning in the end zone to keep Denver off the board in a 14-3 game just before halftime...Sustained a thumb injury that placed him on injured reserve three days later.

2011: Saw action in all 16 games and started seven, all in succession at strong safety over the final seven contests...In his first season with the Browns, helped Cleveland's pass defense rank second in the NFL, the team's highest finish since 1962...Recorded 66 tackles (47 solo), an in-

AT A GLANCE

- First name is pronounced oo-SAHM-uh.
- A versatile player, has played every position in the secondary during his seven-year NFL career.
- Earned a Super Bowl ring with Dennis Allen as his position coach in 2009 with the Saints.
- In 2008, won a "Super Ad" contest among NFL players and appeared in a 60-second Super Bowl XLIII commercial depicting his childhood, when his father, LeRoi, got him a job selling snow cones at FedEx Field during Redskins games.
- Established the Usama Young Youth Foundation, which serves as a vehicle for building athletic skills and fostering positive academic and social competence through sport, for kids ages 12-15 in the Washington D.C. Metropolitan community.
- Also founded the "Young's Youth" season-ticket program, which provided tickets, apparel and food for several organizations.

terception and a pass defended, as well as five stops on special teams... (9/18) at Ind.: On the first play of the fourth quarter, intercepted Kerry Collins, and his 28-yard return to set up a FG that gave Cleveland a 17-12 advantage in an eventual win...(11/20) vs. Jac.: Racked up 10 tackles, at the time a career best, in a Browns victory.

2010: In his last season with the Saints, started three games and played in 11; also played in the NFC Wild Card contest at Seattle...Recorded 16 tackles, one sack and 12 stops on coverage units...Was inactive over the regular season's final four contests...(9/26) vs. Atl.: Inactive with a quadriceps strain...(10/3) at Car.: In a tie game, dropped Jimmy Clausen on third-and-4 to force a second quarter punt, his first NFL sack...(10/24) vs. Cle.: Started as a cornerback...(10/31) vs. Pit.: Started at free safety...(11/21) vs. Sea.: Started at free safety in a 34-19 win and recorded a career-best three passes defended, one of which forced Seattle to settle for a first-quarter FG.

2009: Saw action in 12 games with one start, helping New Orleans capture a Super Bowl XLIV championship... Had nine regular-season tackles (seven solo) and one interception on defense, along with six stops and a fumble recovery on special teams... Appeared in all three postseason games, recording two tackles and tying for the team lead with four special-teams tackles...(11/15) at StL: In his season's only start, opened at free safety and picked off Marc Bulger in the end zone, halting a first-quarter drive; posted four tackles in a 28-23 win...(12/6) at Was.: Late in the first half, with New Orleans trailing 17-10, recovered a punt-return muffed by Washington's Kevin Barnes, to set up a game-tying touchdown in an eventual 33-30 win...(2/7/10) vs. Ind.: Posted a pair of special-teams stops in the Saints' Super Bowl XLIV triumph in Miami, over the Colts.



2008: Played in 15 games and started two for the Saints...A special-teams ace, ranked second on the team with 19 coverage stops, adding a fumble recovery...On defense, had 27 tackles and two interceptions... (10/26) vs. SD: In the second quarter of a 37-32 win, set up a touchdown by recovering Darren Sproles' muffed punt return...(11/16) at KC: Late in the fourth quarter, with the Saints up 30-20 and just over two minutes left, picked off Tyler Thigpen on KC's final play to preserve a win...(12/11) at Chi.: Opened at cornerback in his first NFL start...(12/21) at Det.: Started as an extra defensive back and intercepted Dan Orlovsky, jumping a Calvin Johnson route at the Saints' 19, on the last play of the first half, preserving a 28-7 advantage.

2007: Saw action in 14 games as a Saints rookie, primarily as a reserve DB and on special teams...Recorded a team-best 20 special-teams stops, in addition to 10 tackles from scrimmage...(9/6) at Ind.: Made his NFL debut in the season-opener, with two special-teams tackles.

COLLEGE: A four-year letterman (2003-06) at Kent State, started 37 of 45 games played... Finished with 198 tackles (129 solo), nine interceptions, 21 passes defensed, three forced fumbles, two fumble recoveries and one blocked kick... Regarded as Kent State's top defensive product since the Jack Lambert era in the early 1970s, moved into the lineup as a true freshman and anchored the secondary for four years...A 2006 semifinalist for the Draddy Trophy, the Academic Heisman, which recognizes a player for combined classroom and on-field performance, in addition to community leadership...Garnered second-team All-Mid-American Conference honors as a senior, when he had two INTs, three forced fumbles, a blocked punt

and a career-best 60 tackles... As a junior, had four tackles for loss and two interceptions...A 10-game starter as a sophomore, picked off three passes...Named honorable-mention Freshman All-America (College Football News) in 2003, when he recovered two fumbles, intercepted two passes and broke up eight others...Graduated with a bachelor's degree in health and physical education.

PERSONAL: Youngest of four boys... In his younger days, worked at both RFK Stadium and FedEx Field as a lemonade and cotton-candy vendor, and in 2008, won a "Super Ad" contest among NFL players; appeared in a 60-second Super Bowl XLIII commercial depicting his childhood, when his father, LeRoi, got him the job during Redskins games...The actor in the commercial depicting young was the son of Eddie Murphy, Christian... Lettered in football (three years), baseball (three) and track (four) at Largo (Md.) High School, just over three miles from FedEx Field...As a senior with five interceptions, earned second-team big-school all-state accolades (Associated Press), and All-Metro honorable mention...An all-state and two-time all-conference choice, finished with 12 career INTs, and also caught 20 passes on offense...Loves working with children...Established the Usama Young Youth Foundation, which serves as a vehicle for building athletic skills and fostering positive academic and social competence through sport, for kids ages 12-15 in the Washington D.C. Metropolitan community...Also founded the "Young's Youth" season-ticket program, which provided tickets, apparel and food for several organizations...Was very active in the Cleveland and New Orleans communities, volunteering for numerous school and hospital visits... Married to Gia.

USAMA YOUNG'S NFL STATISTICS

Year	Team	TACKLES							INTERCEPTIONS					FUMBLES		
		GP	GS	Tot	Solo	Asst	Sk	Yds	No	Yds	Lg	TD	PD	FF	FR	Yds
2007	New Orleans	14	0	12	12	0	0.0	0.0	0	0	0	0	2	0	0	0
2008	New Orleans	15	2	27	21	6	0.0	0.0	2	3	3	0	8	0	0	0
2009	New Orleans	12	1	9	7	2	0.0	0.0	1	24	24	0	1	0	0	0
2010	New Orleans	11	3	16	14	2	1.0	4.0	0	0	0	0	3	0	0	0
2011	Cleveland	16	7	66	47	19	0.0	0.0	1	28	28	0	1	0	0	0
2012	Cleveland	13	11	52	36	16	1.5	9.5	3	44	44	0	7	0	1	2
NFL totals (six years)		81	24	182	137	45	2.5	13.5	7	99	44	0	22	0	1	2
PLAYOFFS																
2009	New Orleans	3	0	2	2	0	0.0	0.0	0	0	0	0	0	0	0	0
2010	New Orleans	1	0	0	0	0	0.0	0.0	0	0	0	0	0	0	0	0
NFL totals		4	0	2	2	0	0.0	0.0	0	0	0	0	0	0	0	0

ADDITIONAL STATISTICS: Career interceptions: Marc Bulger, Kerry Collins, Andy Dalton, Eli Manning, Peyton Manning, Dan Orlovsky, Tyler Thigpen. Career sacks: Jimmy Clausen, Joe Flacco, Tony Romo (½). Special-teams tackles: 20 in 2007, 19 in 2008, 6 in 2009, 4 in '09 playoffs, 12 in 2010, 5 in 2011, 1 in 2012; NFL total: 63.

SINGLE-GAME HIGHS & CAREER MILESTONES: TACKLES: Total – 10, twice; last: at NYG, 10/7/12, with Browns. Solo – 6, twice; last: vs. Buf., 9/23/12, with Browns. PASSES DEFENSED: 3, vs. Sea., 11/21/10, with Saints. NFL debut: at GB, 9/6/07, with Saints. First NFL start: at Chi., 12/11/08, with Saints. First NFL interception: at KC, 11/16/08, with Saints (T.Thigpen). First NFL sack: vs. Car., 10/3/10, with Saints (J.Clausen).

VETERANS

YOUNG *continued...*

USAMA YOUNG GAME-BY-GAME

2007, NEW ORLEANS

Date	Opp	GP	GS	Tot	So	As	Sk	Yd	Int	Yd	Lg	TD	PD	FF	FR
09/06	at GB-L	1	0	0	0	0	0.0	0.0	0	0	0	0	0	0	0
09/16	at TB-L	1	0	0	0	0	0.0	0.0	0	0	0	0	0	0	0
09/24	Ten-L	1	0	0	0	0	0.0	0.0	0	0	0	0	1	0	0
10/07	Car-L	1	0	0	0	0	0.0	0.0	0	0	0	0	0	0	0
10/14	at Sea-W	1	0	2	0	0	0.0	0.0	0	0	0	0	1	0	0
10/21	Atl-W	1	0	3	0	0	0.0	0.0	0	0	0	0	0	0	0
10/28	at SF-W	1	0	0	0	0	0.0	0.0	0	0	0	0	0	0	0
11/04	Jac-W	1	0	0	0	0	0.0	0.0	0	0	0	0	0	0	0
11/11	StL-L		(inactive -- hamstring)												
11/18	at Hou-L		(inactive -- hamstring)												
11/25	at Car-W	1	0	0	0	0	0.0	0.0	0	0	0	0	0	0	0
12/02	TB-L	1	0	0	0	0	0.0	0.0	0	0	0	0	0	0	0
12/10	at Atl-W	1	0	0	0	0	0.0	0.0	0	0	0	0	0	0	0
12/16	Ari-W	1	0	0	0	0	0.0	0.0	0	0	0	0	0	0	0
12/23	Phi-L	1	0	4	0	0	0.0	0.0	0	0	0	0	0	0	0
12/30	at Chi-L	1	0	3	0	0	0.0	0.0	0	0	0	0	0	0	0
07 TOTALS		14	0	12	9	0	0.0	0.0	0	0	0	0	2	0	0

2008, NEW ORLEANS

Date	Opp	GP	GS	Tot	So	As	Sk	Yd	Int	Yd	Lg	TD	PD	FF	FR
09/07	TB-W		(inactive)												
09/14	at Was-L	1	0	1	1	0	0.0	0.0	0	0	0	0	0	0	0
09/21	at Den-L	1	0	0	0	0	0.0	0.0	0	0	0	0	0	0	0
09/28	SF-W	1	0	0	0	0	0.0	0.0	0	0	0	0	1	0	0
10/06	Min-L	1	0	0	0	0	0.0	0.0	0	0	0	0	0	0	0
10/12	Oak-W	1	0	2	0	0	0.0	0.0	0	0	0	0	1	0	0
10/19	at Car-L	1	0	0	0	0	0.0	0.0	0	0	0	0	0	0	0
10/26	SD-W	1	0	0	0	0	0.0	0.0	0	0	0	0	0	0	0
11/09	at Atl-L	1	0	1	1	0	0.0	0.0	0	0	0	0	0	0	0
11/16	at KC-W	1	0	4	3	1	0.0	0.0	1	3	3	0	1	0	0
11/24	GB-W	1	0	7	5	2	0.0	0.0	0	0	0	0	1	0	0
11/30	at TB-L	1	0	0	0	0	0.0	0.0	0	0	0	0	0	0	0
12/07	Atl-W	1	0	5	0	0	0.0	0.0	0	0	0	0	1	0	0
12/11	at Chi-L	1	1	1	1	0	0.0	0.0	0	0	0	0	1	0	0
12/21	at Det-W	1	1	3	3	0	0.0	0.0	1	0	0	0	1	0	0
12/28	Car-L	1	0	3	0	3	0.0	0.0	0	0	0	0	1	0	0
08 TOTALS		15	2	27	21	6	0.0	0.0	2	3	3	0	8	0	0

2009, NEW ORLEANS

Date	Opp	GP	GS	Tot	So	As	Sk	Yd	Int	Yd	Lg	TD	PD	FF	FR
09/13	Det-W		(inactive -- shoulder)												
09/20	at Phi0W	1	0	0	0	0	0.0	0.0	0	0	0	0	0	0	0
09/27	at Buf-W	1	0	0	0	0	0.0	0.0	0	0	0	0	0	0	0
10/04	NYJ-W	1	0	2	2	0	0.0	0.0	0	0	0	0	0	0	0
10/18	NYG-W	1	0	0	0	0	0.0	0.0	0	0	0	0	0	0	0
10/25	at Mia-W	1	0	1	0	0	0.0	0.0	0	0	0	0	0	0	0
11/02	Atl-W	1	0	0	0	0	0.0	0.0	0	0	0	0	0	0	0
11/08	Car-W	1	0	0	0	0	0.0	0.0	0	0	0	0	0	0	0
11/15	at StL-W	1	1	4	2	2	0.0	0.0	1	24	24	0	1	0	0
11/22	at TB-W	1	0	2	0	0	0.0	0.0	0	0	0	0	0	0	0
11/30	NE-W	1	0	0	0	0	0.0	0.0	0	0	0	0	0	0	0
12/06	at Was-W	1	0	0	0	0	0.0	0.0	0	0	0	0	0	0	0
12/13	at Atl-W	1	0	0	0	0	0.0	0.0	0	0	0	0	0	0	0
12/19	Dal-L		(inactive -- hip)												
12/27	TB-L		(inactive -- hip)												
01/03	at Car-L		(inactive -- abdomen)												
09 TOTALS		12	1	9	7	2	0.0	0.0	1	24	24	0	1	0	0
01/16	Ari-W	1	0	2	0	0	0.0	0.0	0	0	0	0	0	0	0
01/24	Min-W	1	0	0	0	0	0.0	0.0	0	0	0	0	0	0	0
02/07	Ind-W	1	0	0	0	0	0.0	0.0	0	0	0	0	0	0	0

1NFL Divisional playoff; 2NFL Championship; 3Super Bowl XLIV, Miami

2010, NEW ORLEANS

Date	Opp	GP	GS	Tot	So	As	Sk	Yd	Int	Yd	Lg	TD	PD	FF	FR
09/09	Min-W	1	0	0	0	0	0.0	0.0	0	0	0	0	0	0	0
09/20	at SF-W	1	0	0	0	0	0.0	0.0	0	0	0	0	0	0	0
09/26	Atl-L		(inactive -- quadricep)												
10/03	Car-W	1	0	6	6	0	1.0	4.0	0	0	0	0	0	0	0
10/10	at Ari-L	1	0	0	0	0	0.0	0.0	0	0	0	0	0	0	0
10/17	at TB-W	1	0	0	0	0	0.0	0.0	0	0	0	0	0	0	0
10/24	Cle-L	1	1	3	2	1	0.0	0.0	0	0	0	0	0	0	0
10/31	Pit-W	1	1	1	1	0	0.0	0.0	0	0	0	0	0	0	0
11/07	at Car-W	1	0	1	1	0	0.0	0.0	0	0	0	0	0	0	0
11/21	Sea-W	1	1	5	4	1	0.0	0.0	0	0	0	0	0	3	0
11/25	at Dal-W	1	0	0	0	0	0.0	0.0	0	0	0	0	0	0	0
12/05	at Cin-W	1	0	0	0	0	0.0	0.0	0	0	0	0	0	0	0
12/12	StL-W		(inactive)												
12/19	at Bal-L		(inactive)												
12/27	at Atl-W		(inactive)												
01/02	TB-L		(inactive)												
10 TOTALS		11	3	16	14	2	1.0	4.0	0	0	0	0	0	3	0
01/08	at Sea-L	1	0	0	0	0	0.0	0.0	0	0	0	0	0	0	0

1NFL Wild Card playoff


2011, CLEVELAND

Date	Opp	GP	GS	Tot	So	As	Sk	Yd	Int	Yd	Lg	TD	PD	FF	FR
09/11	Cin-L	1	0	5	3	2	0.0	0.0	0	0	0	0	0	0	0
09/18	at Ind-W	1	0	3	3	0	0.0	0.0	1	28	28	0	1	0	0
09/25	Mia-W	1	0	5	3	2	0.0	0.0	0	0	0	0	0	0	0
10/02	Ten-L	1	0	0	0	0	0.0	0.0	0	0	0	0	0	0	0
10/16	at Oak-L	1	0	2	0	0	0.0	0.0	0	0	0	0	0	0	0
10/23	Sea-W	1	0	1	0	0	0.0	0.0	0	0	0	0	0	0	0
10/30	at SF-L	1	0	3	3	0	0.0	0.0	0	0	0	0	0	0	0
11/06	at Hou-L	1	0	4	2	2	0.0	0.0	0	0	0	0	0	0	0
11/13	StL-L	1	0	5	3	2	0.0	0.0	0	0	0	0	0	0	0
11/20	Jac-W	1	1	10	6	4	0.0	0.0	0	0	0	0	0	0	0
11/27	at Cin-L	1	1	4	3	1	0.0	0.0	0	0	0	0	0	0	0
12/04	Bal-L	1	1	6	3	3	0.0	0.0	0	0	0	0	0	0	0
12/08	Pit-L	1	1	6	3	3	0.0	0.0	0	0	0	0	0	0	0
12/18	at Ari-L	1	1	5	5	0	0.0	0.0	0	0	0	0	0	0	0
12/24	at Bal-L	1	1	4	4	0	0.0	0.0	0	0	0	0	0	0	0
01/01	Pit-L	1	1	3	3	0	0.0	0.0	0	0	0	0	0	0	0
11 TOTALS		16	7	66	47	19	0.0	0.0	1	28	28	0	1	0	0

2012, CLEVELAND

Date	Opp	GP	GS	Tot	So	As	Sk	Yd	Int	Yd	Lg	TD	PD	FF	FR
09/09	Phi-L		(inactive -- thigh)												
09/16	at Cin-L	1	0	0	0	0	0.0	0.0	0	0	0	0	0	0	0
09/23	Buf-L	1	1	6	6	0	0.0	0.0	0	0	0	0	0	0	0
09/27	at Bal-L	1	1	4	3	1	1.0	6.0	0	0	0	0	0	0	0
10/07	at NYG-L	1	1	10	5	5	0.0	0.0	1	44	44	0	1	0	0
10/14	Cin-W	1	1	2	2	0	0.0	0.0	1	0	0	0	1	0	0
10/21	at Ind-L	1	1	4	3	1	0.0	0.0	0	0	0	0	0	0	0
10/28	SD-W	1	1	7	4	3	0.0	0.0	0	0	0	0	2	0	0
11/04	Bal-L	1	1	4	2	2	0.0	0.0	0	0	0	0	1	0	0
11/18	at Dal-L	1	1	3	2	1									

DRAFT PICKS & OTHER FREE AGENTS



2013 DRAFT PICKS



David BASS

51

DEFENSIVE END | MISSOURI WESTERN STATE

HT: 6-4

WT: 256

Rookie

Born: 9/11/90

High School: University City (St. Louis, Mo.)

Acquired: D7b-'13

Selected by Oakland Raiders in seventh round (233rd overall) of 2013 NFL Draft, April 27, 2013.

COLLEGE: Played four years at Missouri Western State...Racked up 40.5 sacks during collegiate career...Started 50 consecutive games to set a school record...Earned All-American honors following both junior and senior seasons...Started 14 games as a senior...Totaled 61 tackles (36 solo), 11.5 sacks and seven passes defended...One of eight finalists for the Gene Upshaw Award, presented to the top lineman in Division II...Named first-team All-MIAA...Earned second-team AP Little-American honors...A second-team Daktronics All-American and a third-team Beyond Sports College Network All-American selection...Played in East-West Shrine Game...Forced a fumble and recovered an additional fumble vs. Fort Hays State...Scored first career touchdown on a 55-yard interception return vs. Pittsburg State...Broke program record for career sacks vs. William Jewell...Started 12 games and posted 55 tackles (35) as a junior...Posted a career-high 14.5 sacks to lead the conference and mark the second-highest single-season total in program history...Set a school record with 20 tackles for loss...A first-team Don Hansen All-American selection...Named first-team Daktronics All-American and AP Little-American...Recorded two four-sack performances, each tying a school record for most in a single game...Earned MIAA Defensive Player of the Week honors twice and was the D2Football.com Player of the Week once...Ranked fourth in the nation with 1.21 sacks per game...Also ranked 18th in the nation with 1.67 tackles for loss per game...Named first-team All-MIAA...Played in 12 games as a junior, totaling 10.5 tackles for loss and eight sacks...Posted two interceptions and four quarterback hurries...Recorded a career-high 11 tackles vs. Truman State...Named second-team All-MIAA...Started all 12 games


AT A GLANCE

- Finished college career as Missouri Western State's all-time leader with 40.5 career sacks.
- As a senior, was a finalist for the Gene Upshaw Award, presented to the top lineman in the Division II.
- Earned All-American honors following junior and senior seasons.
- Started a program-record 50 consecutive games.
- Became first Missouri Western State player to be invited to the NFL Combine.

as a redshirt freshman...Posted 47 tackles (27) and 9.5 tackles for loss, including 6.5 sacks...Had one fumble recovery and one interception...Led team with eight passes defended and three quarterback hurries...Named the 2009 Mineral Water Bowl Defensive MVP after recording seven tackles (six), 2.5 tackles for loss, 1.5 sacks, one fumble recovery and one interception...Majored in criminal justice.

PERSONAL: Attended University City High School in St. Louis, Mo...A three-sport athlete, participating in football, basketball and track and field...A second-team all-conference selection as a tight end and defensive end...Captained both his high school football and basketball teams as a junior and senior...Earned the Fab-25 Demetrius Johnson football award for defensive line in Missouri and Illinois...An all-metro selection in football and basketball.





Brice BUTLER

WIDE RECEIVER | SAN DIEGO STATE

HT: 6-3

WT: 213

Born: 1/29/90

Rookie

High School: Norcross (Norcross, Ga.)

Acquired: D7a-13

Selected by Oakland Raiders in seventh round (209th overall) of 2013 NFL Draft, April 27, 2013.


COLLEGE: Played one year at San Diego State after transferring from USC...Was eligible to play right away as a senior instead of redshirting because he had already earned his bachelor's degree...As a senior, played in 13 games and ranked second on the team with 24 catches for 347 yards... Also ranked second on the team with four touchdown receptions...Played in 36 games in three years at USC...Appeared in 11 games as a junior, catching 12 passes for 150 yards...Had three receptions for 27 yards in season-opener vs. Minnesota...Posted three receptions for 25 yards at Arizona State...Had a season-long 36-yard grab vs. Washington...Played in 12 games as a sophomore...Caught nine passes for 112 yards and one touchdown...Had a 7-yard touchdown reception at Washington State... Hauled in a 25-yard pass at Stanford...Recorded two catches for 18 yards vs. California and totaled a season-high three receptions for 49 yards vs. Arizona State...Played in 13 games with one start as a redshirt freshman... Earned ESPN.com Pac-10 All-Freshman team honors...Totaled 20 receptions for 292 yards and two touchdowns...Had a 29-yard touchdown reception vs. Washington State...Had two catches for 27 yards at California and two grabs for 32 yards at Notre Dame...Started vs. Stanford and set career bests with six receptions for 96 yards, including a 36-yard touchdown catch...Majored in public policy, management and planning at USC.

PERSONAL: Attended Norcross (Ga.) High School...Had 1,186 receiving yards and 15 touchdowns as a senior in 2007...Earned SuperPrep All-American, PrepStar All-American, ESPN 150, SuperPrep Elite 50, PrepStar Dream Team, SuperPrep All-Dixie, PrepStar All-Southeast and Atlanta Journal Constitution Super Southern 100 honors...Totaled 35 receptions for 680 yards and nine touchdowns as a junior...Father, Bobby, was an All-American corner back at Florida State in 1980 and played 12 years in the NFL with the Atlanta Falcons (1981-92)...Brother, Benton, played basketball at Fordham (2007-10).

AT A GLANCE

- Played one year at San Diego State after playing three years at USC.
- Was eligible to play immediately after transferring because he had already earned his bachelor's degree.
- Earned ESPN.com Pac-10 All-Freshman team honors in 2009.
- Father, Bobby, played 12 years in the NFL with the Atlanta Falcons (1981-92).
- Tutored by Raiders WR coach Ted Gilmore at USC.





DJ HAYDEN

CORNERBACK | HOUSTON

HT. 5-11

WT. 190

Born: 6/27/90

Acquired: D1-'13

Rookie

High School: Fort Bend Elkins (Missouri City, Texas)

Selected by Oakland Raiders in first round (12th overall) of 2013 NFL Draft, April 25, 2013.

COLLEGE: Played two years at Houston after transferring from Navarro Junior College...Garnered All-Conference USA honors in each of his two seasons at Houston...Played in 22 games with 21 starts before having his senior season cut short due to an injury to his inferior vena cava, suffered in a practice collision...Recorded six interceptions, 127 tackles (90 solo), one sack, 11 tackles for loss, six forced fumbles, three fumble recoveries and 19 passes defended in two seasons...As a senior, started all nine games in which he appeared...Earned first-team All-Conference USA honors despite missing last portion of the season due to his injury...Ranked second on the team with four interceptions and eight passes defended...Returned two of four interceptions for touchdowns, including a 75-yard return at SMU and a 95-yard return vs. UTEP...Had two interceptions vs. UTEP...Also picked off a pass and forced a fumble at UCLA...Recorded a fumble recovery vs. UAB...Posted a career-high 10 tackles vs. Louisiana Tech and had nine-tackle games against North Texas and UAB...Named Conference USA Defensive Newcomer of the Year as a junior...Named second-team All-Conference USA...Led team with 11 passes defended and finished fifth on team with two interceptions...Forced a team-high five fumbles...Forced a fumble in each of the season's final five games...Recovered two fumbles...Had eight tackles for loss and one sack...Returned an interception 54 yards for a score at UAB...Posted two tackles for loss in the 2012 TicketCity Bowl victory over Penn State...Had five tackles, two tackles for loss, one forced fumble and one fumble recovery vs. Rice...Had nine tackles against Marshall and eight stops each against Tulsa and Southern Mississippi...Helped lead Navarro Junior College to the 2010 NJCAA national

AT A GLANCE

- As a senior, suffered a season-ending injury when he tore his inferior vena cava from a collision in practice.
- Played in 22 games with 21 starts in two years at Houston after transferring from Navarro Junior College.
- Earned first-team All-Conference USA honors despite playing in just nine games as a senior.
- Ranked by analyst Mike Mayock as the top cornerback prospect entering the 2013 NFL Draft.
- Helped lead Navarro Junior College to the 2010 NJCAA national championship.

championship...Played in 11 games, posting 35 tackles (33) as a sophomore...Ranked No. 41 on Rivals.com's top-50 junior college players...Had three interceptions, including one return for a touchdown...Registered six passes defended...Played in 10 games as a freshman, totaling 23 tackles...Majored in sociology.

PERSONAL: Attended Fort Bend Elkins High School in Missouri City, Texas.



88



Nick KASA

TIGHT END | COLORADO

HT. 6-6

WT. 265

Born: 11/5/90

Acquired: D6a-13

Rookie

High School: Legacy (Thornton, Colo.)

Selected by Oakland Raiders in sixth round (172nd overall) of 2013 NFL Draft, April 27, 2013.

COLLEGE: Played four years at Colorado, playing three years on the defensive line before converting to tight end...Recorded 28 tackles (20 solo) with one sack on defense...As a senior, played 13 games at tight end and totaled 25 receptions for 391 yards and three touchdowns...An All-Pac-12 third-team choice by the NFL Draft Report...Of his 25 receptions, 16 went for 10 or more yards and eight catches for 20 yards or longer...Had a 40-yard catch vs. Sacramento State...Had three catches for a career-high 87 yards vs. Washington State, including a 70-yard score...Had a 31-yard touchdown catch vs. UCLA...Found the end zone with a 20-yard grab vs. Arizona...Posted five receptions for 51 yards vs. Utah...Appeared in 11 games as a junior, converting to tight end late in the season...On defense, recorded seven tackles (five)...Made first career reception in season finale vs. Utah...Appeared in 12 games at defensive tackle as a sophomore...Recorded 18 tackles (12) and one sack...Produced a career-high four tackles (three) at Oklahoma...Registered first-career sack vs. Iowa...Recorded two tackles as a freshman, including a tackle for loss at Texas... Communications major.

PERSONAL: Attended Legacy High School in Thornton, Colo. ...Finished prep career as school's all-time leader in sacks (31 ½) and tackles for loss (46)...Earned All-Colorado and All-State (5A) honors from both the Rocky Mountain News and the Denver Post as a junior and senior...Named the Colorado Defensive Player of the Year by both the Rocky Mountain News and the Denver Post as a senior...As a senior, posted 59 tackles (40), including 10 sacks and one fumble recovery...Also started on the offensive line at tackle, where he did not allow a sack...Received All-American honors from PrepStar and SuperPrep...Played in the U.S. Army All-American game in San Antonio, Texas...Named to the Long Beach Press Telegram's Best-in-the-West team and the Orange County Register's "Fab-15" second team...Tabbed as the No. 4 defensive end in the country by Scout.com... Also lettered three times in track and field...Father, Larry, played tackle and linebacker at the University of the New Haven.

AT A GLANCE

- Last name is pronounced CAH-suh.
- Converted to tight end during his junior season after beginning his college career as a defensive lineman.
- Totaled 25 receptions for 391 yards and three touchdowns in his senior campaign.
- Named All-Pac-12 third-team by the NFL Draft Report.
- Earned Colorado Defensive Player of the Year honors as a high school senior in 2008.





Stacy McGEE 92

DEFENSIVE TACKLE | OKLAHOMA

HT. 6-3

WT. 310

Born: 1/17/90

Rookie

Acquired: D6d-'13

High School: Muskogee (Muskogee, Okla.)

Selected by Oakland Raiders in sixth round (205th overall) of 2013 NFL Draft, April 27, 2013.

COLLEGE: Played four years at Oklahoma...Played in 34 games with 15 starts...Totaled 63 tackles (29 solo), 2.5 sacks, 9.5 tackles for loss...As a senior, played in six contests, recording 14 tackles (six) and one sack...Added 2.5 tackles for loss...Member of the defensive tackle rotation as a junior, playing in 12 games with four starts...Totaled 22 tackles (eight) and 1.5 sacks...Credited with 3 ½ tackles for a loss...Made first start of the year vs. Texas Tech and recorded four tackles and one sack...As a sophomore, recorded career highs with 14 games played and 11 starts...Established career-bests with 26 tackles (15) and 3.5 tackles for a loss...Racked up eight tackles vs. Air Force...Posted a career-high two tackles for a loss at Cincinnati...Saw action in two games as a reserve defensive line as a redshirt freshman...Human Relations major.

AT A GLANCE

- Played four years at Oklahoma, seeing action in 34 games with 15 starts.
- College career totals include 63 tackles (29 solo), 2.5 sacks and 9.5 tackles for a loss.
- Played in 12 games with four starts as a junior in 2011, recording a career-high 1.5 sacks.
- Ranked the No. 2 player in Oklahoma by Rivals.com as a high school standout.

PERSONAL: Attended Muskogee (Okla.) High School...Selected to the Tulsa World and The Oklahoman all-state teams...Named Defensive Player of the Year by the Muskogee Phoenix...Totaled 160 tackles, 38 tackles for a loss and 13 sacks for his career...Added six interceptions and 21 passes defended...As a senior, recorded 98 tackles, including 20 tackles for a loss and six sacks...Also registered two interceptions, eight passes defended and three forced fumbles...Ranked the No. 2 player in Oklahoma by Rivals.com and No. 8 defensive end in the nation by Rivals.com...Ranked No. 11 defensive tackle in the nation by Scout.com...Named No. 15 defensive lineman in the nation by ESPN and the No. 86 overall player in the nation by Rivals.com.



Sio MOORE 55



LINEBACKER | CONNECTICUT

HT. 6-1

WT. 240

Rookie

Born: 5/2/90

High School: Apex (Apex, N.C.)

Acquired: D3-13

Selected by Oakland Raiders in third round (66th overall) of 2013 NFL Draft, April 26, 2013.


COLLEGE: Played four years at Connecticut, playing in 41 career games with 31 starts... Totaled 274 tackles (174 solo), 16 sacks and 44 tackles for loss... Also recorded four interceptions and 18 passes defended... As a senior, named first-team All-Big East and selected to the watch lists for both the Lombardi and Butkus Awards... Played in 12 games with 10 starts at strong-side linebacker... Ranked fourth on team with 72 tackles (45) and has one fumble recovery... Posted 1.5 tackles for loss and two passes defended vs. Massachusetts... Recorded a sack and a pass defended vs. North Carolina State... Had seven tackles (five), 2.5 sacks and three tackles for loss vs. Maryland... Produced nine tackles and 1 ½ tackles for loss vs. Rutgers... Notched 1.5 sacks vs. Temple... Posted two sacks and two passes defended vs. Pittsburgh... As a junior, named All-Big East Conference first team by the NFL Draft Report... Started all 12 games... Finished third on team with 86 tackles, ranking second in the conference... Added 6.5 sacks, three interceptions, two forced fumbles and one fumble recovery... Credited with three sacks and a forced fumble at Vanderbilt... Racked up 10 tackles (nine) vs. Pittsburgh... Totaled 13 tackles (seven), including one sack vs. Louisville... Had one sack, one forced fumble and one interception vs. Rutgers... Also recorded interceptions vs. Syracuse and vs. South Florida... Played in 13 games with nine starts as a junior... Earned Big East Conference Player of the Week honors twice... Ranked second on team with 110 tackles (72)... Posted 1.5 sacks and 11.5 tackles for a loss... Forced two fumbles and recovered a pair of fumbles... Named Big East Conference Player of the Week after posting a career-high 17 tackles (13), three tackles for loss and two forced fumbles vs. West Virginia... Recorded 16 tackles vs. Buffalo and 10 stops vs. South Florida... Played in four games as a redshirt freshman... Political science major.

AT A GLANCE

- First name is pronounced SEE-oh.
- Two-time All-Big East Conference first team selection at Connecticut.
- Played in 41 career games with 31 starts, totaling 274 tackles (174 solo) and 16 sacks in four years.
- Named to the watch lists for both the Lombardi and Butkus Awards as a senior.
- Born in Monrovia, Liberia, Africa, and prepped in both Connecticut and North Carolina.

PERSONAL: Attended Apex (N.C.) High School... Earned all-area and All-Tri Seven Football League honors as a fullback and linebacker as a senior... Received a two-star prospect grade from Rivals.com and Scout.com... Ranked No. 50 among the nation's weak-side linebackers by Scout.com... Lettered as a running back as a junior... Also lettered in track and field... Did not play football his sophomore year in high school after playing his freshman season at West Haven (Conn.)... Born in Monrovia, Liberia, Africa... Given name is Snorsio Alston Moore.





Latavius MURRAY

RUNNING BACK | UCF

HT. 6-3 WT. 230
 Born: 1/18/90
 Acquired: D6b-'13

Rookie NFL season

High School: Onondaga Central (Nedrow, N.Y.)

Selected by Oakland Raiders in sixth round (181st overall) of 2013 NFL Draft, April 27, 2013.

COLLEGE: Played four years at UCF...Played in 45 career games, totaling 2,424 yards on 453 carries with 37 touchdowns...Averaged 5.4 yards per carry...Added 50 receptions for 524 yards and six touchdowns...Finished his career ranked second in school history in overall touchdowns (44), eighth in rushing attempts (453), sixth in rushing yards (2,424) and third in rushing touchdowns (37)...As a senior, racked up 1,106 yards on 198 rushing attempts with 15 touchdowns...Named first-team All-Conference USA...Selected to the watch list for the Doak Walker Award, presented annually to the nation's top running back...Became the first player in UCF history to rush for a touchdown in nine straight games...Posted five 100-yard rushing games, and averaged 100.5 yards per contest to lead the conference...Hauled in 27 passes for 231 yards and four touchdowns...Scored two touchdowns in overtime vs. Southern Mississippi...Named C-USA Offensive Player of the Week after rushing for 192 yards on 23 carries with two touchdowns at Memphis...Netted 156 yards on just 16 carries with four total touchdowns (three rushing and one receiving) at Marshall...Racked up 155 yards on the ground with two touchdowns vs. SMU...Posted his fourth straight 100-yard rushing game, totaling 126 yards and one touchdown at UTEP...Named team MVP as a junior...Rushed 98 times for 549 yards and eight touchdowns...Added 17 receptions for 242 yards and one score...Scored two rushing touchdowns vs. Charleston Southern...Had a 69-yard kickoff return for a touchdown at Southern Mississippi, which marked his only kick return of the season...A finalist for the Running Back Performance of the Year presented by Intersport after rushing for 233 yards and two touchdowns on 21 attempts vs. UTEP...Performance ranked fourth on UCF's single-game rushing yards list...As a sophomore, appeared in 14 games and totaled 637 rushing yards with 11 touchdowns on 11 attempts...Named MVP of the C-USA championship game and the AutoZone Liberty Bowl...Totaled 146 yards and one touchdown on just 11 carries at Tulane...Posted 94 rushing yards with one score and two receptions for 21 yards and a touchdown vs. SMU to earn C-USA championship game MVP honors...Totaled 104 rushing yards and one touchdown in

AT A GLANCE

- First name is pronounced luh-TAY-vee-us.
- In four years at UCF, racked up 2,424 career rushing yards with 37 touchdowns in 45 games.
- Eclipsed 1,000-yard mark as a senior, totaling 1,106 yards and 15 touchdowns on 198 carries.
- Earned first-team All-Conference USA honors and selected to Doak Walker Award watch list as a senior.
- Became first player in UCF history to rush for touchdowns in nine straight games.
- Totaled 44 career touchdowns: 37 rushing, six receiving and one kickoff return.

AutoZone Liberty Bowl vs. Georgia...Redshirted sophomore season due to a knee injury...As a true freshman, saw action in eight games and totaled 132 yards with three touchdowns on 36 carries...Scored two touchdowns vs. South Carolina State...Majored in interpersonal/organizational communication.

PERSONAL: Attended Onondaga Central High School in Nedrow, N.Y. ...Named 2007 Gatorade Football Player of the Year in New York by Rise Magazine...Rushed for 2,194 yards and 28 touchdowns on 175 carries as a senior...Selected Class D Player of the Year and first-team all-state by the New York Sportswriters Association...On defense as a senior, recorded 78 tackles, three forced fumbles and returned two interceptions for touchdowns...Also garnered first-team all-state honors as a junior, rushing for 2,030 yards and 30 touchdowns on 193 attempts...A third-team all-state honoree as a sophomore following a 1,609-yard, 14-touchdown season...All-league and All-Central New York selection in three straight seasons...Ranked as No. 5 prospect in New York by Rivals.com...Ranked as No. 6 prospect in New York by Scout.com.





Mychal RIVERA

TIGHT END | TENNESSEE

HT. 6-3

WT. 245

Rookie

Born: 9/8/90

High School: Birmingham (Valencia, Calif.)

Acquired: D6c-'13

Selected by Oakland Raiders in third round (66th overall) of 2013 NFL Draft, April 26, 2013.


COLLEGE: Played three years at Tennessee after transferring from the College of the Canyons in Santa Clarita, Calif. ...Played in 37 games with 35 starts at Tennessee, totaling 76 receptions for 1,018 yards and six touchdowns...Became the second tight end in program history to finish his career with over 1,000 receiving yards, ranking second behind Reggie Harper (1,141)...As a senior, ranked third on team with 36 catches for 562 yards and five touchdowns...Named first-team All-SEC by the conference coaches...Named to the watch list for the John Mackey Award, presented annually to the nation's top tight end...Set school record with 562 receiving yards, snapping the previous mark of 493 yards set by Jason Witten in 2002... Hauled in a career-long 62-yard reception at Georgia...Recorded career highs with 10 catches for 129 yards and a 21-yard touchdown reception vs. Missouri...Started 12 games as a junior, recording 29 catches for 344 yards and one touchdown...Ranked second on the team in receptions and yards...Had six catches for 54 yards vs. Cincinnati...Made five catches for 71 yards and scored first career touchdown on an 18-yard reception at Florida...Totaled 85 yards on five receptions vs. Georgia...Started 13 games in first season at Tennessee...Recorded 11 receptions for 112 yards...Totaled three receptions for 29 yards at Memphis...Caught 32 passes for 316 yards and three touchdowns in 11 games at College of the Canyons...Ranked second on team in receiving...Majored in communication studies.

AT A GLANCE

- First name is pronounced MIKE-uhl.
- Played three years at Tennessee after transferring from College of the Canyons.
- Became second tight end in Tennessee history to eclipse 1,000 career receiving yards.
- Totaled 562 receiving yards as a senior, setting a school record for tight ends.
- Sister, Naya, is an actress who currently stars on the hit television show Glee.

PERSONAL: Attended Birmingham High School in Valencia, Calif. ... Ranked as the No. 39 tight end and No. 94 overall prospect in California as a senior by Rivals.com...Rated the No. 76 overall prospect by Scout.com...Totaled 21 receptions for 210 yards with three touchdowns as a senior...Helped team with league title with a 13-1 record, as well as a fourth-place state ranking...Sister, Naya, is an actress and currently stars on the hit television show, Glee.





Menelik WATSON

TACKLE | FLORIDA STATE

HT. 6-5

WT. 315

Born: 12/22/88

Rookie

High School: Burnage (Manchester, England)

Acquired: D2-'13

Selected by Oakland Raiders in second round (42nd overall) of 2013 NFL Draft, April 26, 2013

COLLEGE: Played final collegiate season at Florida State, completing a unique odyssey that included stops at Saddleback Junior College in Mission Viejo, Calif., and Marist College in Poughkeepsie, N.Y. ...Played just two years of college football, lettering in basketball at Marist. ...As a senior at Florida State, was named honorable-mention All-ACC by conference coaches and second-team All-ACC by the NFL Draft Report. ...Played in 13 games with 12 starts. ...Allowed only one sack and was part of an offensive line yielded just 26 sacks on the season. ...Part of the most productive offense in school history, as the Seminoles racked up a program-record 6,591 total yards. ...Aided a running game that averaged 206.1 yards per contest and produced a program-record 40 rushing touchdowns. ...Posted 10 key blocks, including two touchdown-resulting blocks, in a 51-7 win over Boston College. ...In only season at Saddleback College, earned second-team All-Southern California Football Association honors. ...Attended Saddleback with Kyle Long, Raider legend and Pro Football Hall of Famer Howie Long's son. ...Helped team to an 8-3 record and blocked for an offense that averaged 470.4 total yards per game and 338.6 passing yards per contest. ...Attended Marist for two years, redshirting his first season on the basketball team as a freshman. ...Lettered during the 2010-11 season, playing in 29 games with 13 starts. ...Elected team captain as a forward/center, and averaged 4.7 points and 3.3 rebounds per game. ...Earned MAAC Rookie of the Week honors averaging 11 points and 4.7 rebounds in games vs. Rutgers, Lehigh and Vermont. ...Had career highs of 15 points and eight rebounds vs. Rutgers. ...General studies major.

AT A GLANCE

- First name is pronounced MEN-ah-lick.
- Played just two years of college football, one each at Saddleback College and Florida State.
- Played basketball and soccer as a youth, and played one season of basketball at Marist College.
- Named honorable-mention All-ACC after playing in 13 games with 12 starts as a senior at Florida State.
- An avid fan of Manchester City Football Club in his native England.

PERSONAL: Attended Burnage High School in Manchester, England. ... Played basketball and soccer in high school. ...Following high school, attended the famed Canaria Basketball Academy in Gran Canaria, Las Palmas, Spain. ...Spent two seasons in Spain and also played for the Orellana travelling team, serving as team captain.





Tyler WILSON

QUARTERBACK | ARKANSAS

HT. 6-2

WT. 215

Born: 8/16/89

Rookie

Acquired: D4-13

High School: Greenwood (Greenwood, Ark.)

Selected by Oakland Raiders in fourth round (112th overall) of 2013 NFL Draft, April 27, 2013.

COLLEGE: Played four years at Arkansas, playing in 37 career games with 24 starts...Set the Arkansas career record with 7,765 passing yards, eclipsing the previous mark of 7,493 yards set by Clint Stoerner...Completed 593 career passes, also snapping a program record set by Stoerner (528)...Attempted 948 passes, the second-most in school history...Totalled 52 career touchdowns passes, becoming one of just four players in program history to top 50 career scoring strikes...Finished career ranked second in school annals with 7,721 yards of total offense...As a senior, started 11 games and completed 249-of-401 pass attempts for 3,387 yards and 21 touchdowns...A third-team preseason All-American selection...A finalist for the Johnny Unitas Golden Arm Award...Ranked second in the SEC with an average of 308.6 yards per game in total offense...Threw for over 300 yards in five contests...Passed for 419 yards vs. Rutgers, the third-highest single-game total in program history...Completed 23-of-31 passes for 372 yards and five touchdowns, which tied a program record,

AT A GLANCE

- Among the most prolific passers in Arkansas program history.
- Set school records with 7,765 career passing yards and 593 pass attempts.
- Tossed 52 career touchdown passes, becoming just the fourth quarterback in school history to surpass 50 career scoring strikes.
- A finalist for the Johnny Unitas Golden Arm Award as a junior and a semi-finalist for the honor as a senior.
- Outstanding prep baseball players, compiling an 11-0 record on the mound and batting .415 as a senior.

vs. Kentucky...As a junior, became first quarterback in Arkansas history to earn All-SEC first-team recognition...Semi-finalist for the Davey O'Brien Award and finalist for both the Manning Award and the Johnny Unitas Golden Arm Award...Established school single-season records by completing 277-of-428 passes for 3,638 yards and 24 touchdowns...Also set a school mark by attempting 184 passes without an interception...Set a program record by completing 19 consecutive passes vs. Auburn...Named At&T/ESPN National Player of the Week with a record-shattering performance vs. Texas A&M, completing 30-of-51 pass attempts for 510 yards and three touchdowns...Named Offensive MVP of the J. Curtis Sanford Cotton Bowl after throwing for 216 yards two touchdowns on 20-of-31 passing vs. Kansas State...Appeared in six games as a sophomore...Completed 34-of-51 passes for 453 yards and four touchdowns...Entered game vs. Auburn due to an injury to starting quarterback Ryan Mallett and passed for 323 yards and four touchdowns...Saw action in five games as a redshirt freshman...Played in two contests as a true freshman...Recreation and Sports Management major.

PERSONAL: Attended Greenwood (Ark.) High School...Named a four-star prospect and ranked No. 9 pro-style quarterback in the nation and No. 5 player in Arkansas by Rivals.com...Rated by ESPN as the No. 8 quarterback recruit in the nation...Two-time all-state and all-conference selection...Completed 595-of-923 pass attempts for 8,226 yards and 94 touchdowns during prep career...Led team to two state championships as a starter...As a senior, received the Landers Award, presented to the state's top player...Passed for 3,939 yards on 294-for-473 passing with 43 touchdowns...As a junior, completed 294-of-434 pass attempts for 4,222 yards and 50 touchdowns...Also a standout pitcher on the baseball team...Two-time all-state and all-conference selection in baseball...Named Gatorade Player of the Year honors as both a junior and senior...Posted a 32-9 career record with 386 strikeouts in 251.1 innings, including an 11-0 record with a 1.42 ERA as a senior...Also batted .415 with four home runs and 30 RBI in his final prep season...Named to the Arkansas Athletic Department Honor Roll...Also named to the SEC Academic Honor Roll.



OTHER FREE AGENTS

54


Billy BOYKO

LB | 6-2 | 240 | Rookie | Lehigh | 8/3/91

Signed by Raiders as non-drafted free agent, April 29, 2013...Played four years at Lehigh, seeing action in 42 games...Played in all 11 games as a senior, including 10 starts, and led the squad with 104 tackles (53 solo)...

Added one sack, one interception, four passes defended and two forced fumbles...As a junior, recorded 44 tackles (20 solo), two sacks and one forced fumble...As a sophomore, played in 13 games and posted 29

tackles with 2.5 sacks...Recipient of James S. Gum '84 Scholarship Award at annual Brown and White Spring Games...Appeared in seven games as a freshman, recording six tackles...Member of the Patriot League Academic Honor Roll...Studied mechanical engineering...Attended Northampton (Pa.) High School...Named all-area first team defensive line and Lehigh Valley Conference first-team defensive line.



3

Eddy CARMONA

K | 5-10 | 203 | First Year | Harding | 9/4/88

Last name is pronounced Car-MOAN-ah...Signed by Raiders as non-drafted free agent, May 14, 2012...Waived by Raiders, Aug. 31, 2012...Re-signed by Raiders, April 30, 2013...Went 3-for-4, including 53- and 56-yard FGs and 4-for-5 on PATs in Raiders' 2012 preseason contests...Played one year at Harding after transferring from Central Arkansas...In 2011, averaged 38.3 yards per punt and led team with 76 points as kicker...

Made 46-of-49 PAT attempts and was 10-of-13 on field goals...Kicked a 62-yard field goal against East Central...Named first-team All-Great American Conference and second-team All-Super Region 4...Two-time All-Southland Conference selection at Central Arkansas...Ranked among UCA's all-time top five in scoring, extra points and field goals...Connected on 9-of-15 field goals and 35-of-38 PATs in 2010...Punted 55 times for a 39.8 yard average...Placed 15 punts inside the 20-yard line...Made 16-of-20 field goals and 37-of-37 PATs in 2009...Hit 13-of-19 field goals and 53-of-57 PATs in 2008...Attended Charleston (Ark.) High School...Two-time all-state selection...Named MVP of the 2005 state championship game...Three-time all-conference honoree and two-time Associated Press Super Team choice...First-team Arkansas Democrat Gazette Super Team selection...Born in Monterrey, Mexico.



37

Chance CASEY

CB | 5-11 | 190 | Rookie | Baylor | 3/11/91

Signed by Raiders as non-drafted free agent, May 13, 2013...Was a four-year starter at Baylor University, totaling 43 games and recording 212 total tackles, six tackles for loss, three forced fumbles, 18 passes defended and three interceptions...Had best year as a senior in 2012, notching 80 total tackles, two tackles for loss and a forced fumble...As a junior, played just eight games due to injury, but recorded 48 total tackles and one forced



fumble...As a sophomore, totaled 48 tackles as well as three passes defended, a forced fumble and an interception...Earned All-Big-12 freshman team honors after recording 36 tackles, four passes defended and two interceptions...Also earned All-Big-12 honors in track and field...Attended Crosby (Texas) High School, where he rushed for over 3,000 yards as a running back...Earned all-district honors and was named all-district MVP as a senior...State champion in 110- and 300-meter hurdles in track and field.

62

Jason FOSTER

G | 6-3 | 300 | First Year | Rhode Island | 10/21/88

Signed by Indianapolis Colts as non-drafted free agent, May 4, 2012...Waived by Colts, Aug. 27, 2012...Signed by Raiders to practice squad, Oct. 31, 2012...Re-signed by Raiders as reserve/future free agent, Jan. 2, 2013...Four-year starter at tackle at Rhode Island...Named second-team All-CAA as a senior and third team as a junior...Paved the way for six games of 150 yards or more rushing...Led an offensive line that did not allow



a sack in three straight games...Helped create running lanes that contributed to a season-high 216 yards rushing in the Rams' 2010 season-opener...Started 10 games at left tackle as a sophomore...Helped the offensive unit surpass 400 yards in total offense in three games, including a season-high 535 yards against New Hampshire...Started five games as a freshman...Attended Bridgton Academy in North Bridgton, Maine, and Mount Saint Joseph Academy in Rutland, Vt...Set Shriners Bowl (New Hampshire vs. Vermont) record with 4.5 sacks...Earned McDonald's preseason All-American and first-team All-New England Prep League as a senior...Named first-team all-state on three occasions and second team all-state as a freshman...Also played lacrosse and basketball...Father, Robert Foster, played in the NFL with the New York Giants from 1973-1978.

47

Eric HARPER

LB | 6-3 | 240 | Rookie | Grambling State | 10/29/87

Signed by Raiders as non-drafted free agent, May 13, 2013...Played final year at Grambling State as a linebacker after spending three years at Louisiana Tech as a tight end...During senior season, recorded 51 tackles, 11.5 tackles for loss, four sacks, two forced fumbles and one fumble recovery...At Louisiana Tech, caught eight passes for 132 yards and two touchdowns in three seasons...Attended John Ehret High School in



Marrero, La...Lettered three years...Named all-American, all-West Bank, all-district, all-metro and Defensive MVP as a junior...Named all-district as a freshman and second team all-West Bank as a sophomore...Also played basketball and lettered in track and field.

40

FB | 6-2 | 248 | First Year | Minnesota | 7/4/89



Last name is pronounced HAZE-ee...Signed by Green Bay Packers as non-drafted free agent, July 28, 2011...Waived by Packers, Sept. 3, 2011...Signed by Packers to practice squad, Dec. 15, 2011...Signed by Packers as reserve/future free agent, Jan. 17, 2012...Waived by Packers, Aug. 27, 2012...Signed by Oakland Raiders as reserve/future free agent, Jan. 4, 2013...Played four years

at Minnesota...Appeared in 41 career games with 17 starts...Started college career as a walk-on safety before moving to fullback prior to sophomore season...Rushed for 161 yards and six touchdowns on 52 carries (3.1 avg.)...Added 23 receptions for 184 yards (8.0 avg.) and one touchdown...Appeared in 11 games with seven starts as a senior...Rushed for 53 yards and three touchdowns on 19 carries...Ran for a career-high three touchdowns at Middle Tennessee State, just days after his father, Terry, suffered a massive stroke...His 1-yard touchdown with just over three minutes remaining was the game winner...Awarded a game ball to give to his father in an emotional locker room following the game; his father passed away two days later...Played in 12 contests with nine starts as a junior, rushing for 103 yards and a score on 29 carries...Added 87 yards receiving and a TD on 11 receptions (7.9 avg.)...Had two touchdowns, one rushing and one receiving, vs. Illinois...Played in 11 games as a sophomore...Only offensive statistics came in the Insight Bowl vs. Kansas, as he ran for two touchdowns on his first three collegiate carries...Appeared in the final seven games as a walk-on in 2007, seeing time as a reserve safety and on special teams...Two-time Big Ten All-Academic selection...Earned degree in business and marketing...Attended Glencoe-Silver Lake (Minn.) High School...As a senior, led team to a 13-1 record and the 2006 Minnesota Class AAA state title...Rushed for 1,455 yards on 163 carries (8.9 avg.) as a senior with 25 touchdowns...Earned all-state recognition from The Associated Press and was named to the Minnesota Vikings' all-state high school team...Earned honorable mention all-state honors as a junior...Also lettered four years in track.

Jon HOESE

42

Shelton JOHNSON

S | 6-0 | 197 | Rookie | Wisconsin | 7/16/90



Signed by Raiders as non-drafted free agent, April 29, 2013...A two-year starter at University of Wisconsin...Saw action in 46 career games with 23 starts...Three-time academic All-Big Ten...Started 10 games as a senior in 2012, recording 56 total tackles (30 solo) and four passes defended...Earned Big-Ten Sportsmanship award in 2012...As a junior, totaled 54 tackles, six tackles for loss and four interceptions to go with eight passes de-

fended...As a sophomore, played in all 13 games, recording 15 tackles...As a freshman, played in nine games but recorded no defensive statistics, playing mostly on special teams...Attended Hebron High School in Carrollton, Texas...Garnered first-team all-district honors as a senior and second-team all-district honors as a junior...Helped team to Class 4A Division II state title as a sophomore...Also lettered in track and field.

64

Johnny JONES

NT | 6-4 | 314 | First Year | Marshall | 10/19/88



Signed with the Miami Dolphins as non-drafted free agent, July 28, 2011...Signed by Green Bay Packers to practice squad, September 21, 2011...Placed on injured reserve, August 27, 2012...Signed by Raiders to reserve/future contract, January 4, 2013...In four years at Marshall, played in 40 games...Recorded 38 tackles (12 solo), two passes defended, two QB hurries and six blocked

kicks...As a senior, played in eight games and recorded two blocked kicks...Played in 12 games with two starts as a junior and recorded nine tackles and blocked a team-leading two kicks...Played in 12 games and started 11 as a sophomore...Totaled 19 tackles, one sack and two blocked kicks...Had six tackles and a QB hurry as a freshman...Majored in athletic training...Attended Clewiston (Fla.) High School...A first-team Fort Myers News Press and Palm Beach Post selection...Named second-team All-State...Played in the Florida North-South and Outback Bowl all-star games...As a senior, recorded 66 tackles, 11 sacks, three forced fumbles and an interception.

10

Greg JENKINS

WR | 6-1 | 208 | Rookie | Alabama St. | 8/23/89




Signed by Raiders as non-drafted free agent, May 13, 2013...Started two years at Alabama State after transferring from Mississippi Gulf Coast Community College...Accounted for 2,198 yards of total offense as quarterback during senior year at Alabama State...Completed 137-of-233 passes (58.8 percent) for 1,691 yards and nine touchdowns...Also rushed for 507 yards on 121 carries (4.2 avg.) and eight touchdowns...

Top performance came as a senior against Jackson State, completing 14-of-25 passes for 262 yards and one touchdown, while also rushing for 71 yards and one score on 20 carries...Competed in the 2013 NFL Players Association Collegiate Bowl as both a quarterback and wide receiver...Guided Alabama State to a 7-4 record as a senior...As a junior in 2011, completed 125-of-210 passes (59.5) for 1,475 yards and 11 touchdowns...Also rushed for 330 yards and seven scores on 122 carries...Attended Wesley Chapel (Fla.) High School...Passed for 927 yards and eight touchdowns as a senior.

89

Brian LEONHARDT

TE | 6-5 | 255 | Rookie | Bemidji St. | 4/2/90



Last name is pronounced LEE-in-hart...Signed by Oakland Raiders as non-drafted free agent, April 29, 2013...Played four years at Bemidji State, seeing action in 43 career games...Totaled 112 career receptions for 1,431 yards and 15 touchdowns...Played in 10 games as a senior, catching 25 passes for 343 yards and three touchdowns...Named team captain...As a junior, started all 11 games and led team in receptions (35) and

reception yards (483)...Earned Daktronics All-America second team offense, D2Football.com All-America honorable mention, Daktronics, Inc. Super Region #3 first team and All-NSIC first team honors...Played in 11 games with seven starts as a sophomore...Totaled 28


OTHER FREE AGENTS

receptions for 351 yards and three touchdowns...Ranked second on team in receptions and average yards per game (31.9)...Earned All-NSIC first team honors...Named to ESPN The Magazine/College Sports Information Directors of America College Division Academic All-District second team...As a freshman, led the team with 24 receptions for 254 yards and seven touchdowns...Named All-NSIC honorable mention...Also on track and field team as a thrower...Placed third at NSIC Indoor Championships and fourth at the Outdoor Championships...Majored in business administration...Attended Spring Lake Park High School in Blaine, Minn....Captain as a senior...Named all-conference and earned all-state accolades in 2007...Also participated in wrestling and track and field...Captained the wrestling team for two seasons...An all-conference thrower in track and field...Conference champion in the shot put and received all-state honors in both the shot put and discus.

63

Lamar MADY

QB | 6-2 | 315 | Rookie | Youngstown St. | 12/13/90



Last name is pronounced MAY-dee...Signed by Raiders as non-drafted free agent, April 29, 2013...Played two years at Youngstown State after transferring from Butler County Community College...Played in 22 games in two years at Youngstown State...As a senior, started all 11 games...Started all 12 games and played left guard as a junior...Did not allow a sack or pressure...Helped offense record a school-best 458.6 total offensive yards

per game...Named Offensive Lineman of the Game in win at Southern Illinois...Started all 12 games as a sophomore at Butler County CC...Named first-team All-Jayhawk Conference and first-team All-Region VI...Started final six games as a freshman...Majored in sociology...Attended Topeka (Kan.) High School...Played center and defensive tackle...As a senior, was a first-team All-Centennial League selection at center...Named second-team All-Centennial League as a center during junior year...Also played basketball.

14

Matt McGLOIN

QB | 6-1 | 210 | Rookie | Penn St. | 12/2/89



Signed by Raiders as non-drafted free agent, May 15, 2013...Played four years at Penn State University, completing 513 of 894 passes (57.4) for 6,390 yards, 46 touchdowns and a quarterback rating of 130.2...Was a two-year starter from 2011-2012 after walking-on in 2009...Was the first former walk-on quarterback to start at Penn State in over 60 years...Owns Penn State record for most passing touchdowns in a career with


45...Set single-season records in 2012 for most passing yards with 3,271 and most completions with 270...Also holds Penn State record for most career 300-yard passing games with six, most career 200-yard passing games with 17, and most consecutive 200-yard passing games with nine...Earned honorable mention All Big-Ten honors as a senior...Completed 270-of-446 passes (60.5 percent) for 3,271 yards and 24 touchdowns in 2012, while also rushing for five scores...Completed 125-of-231 passes (54.1 percent) for 1,571 yards and eight touchdowns in 2011...Completed 118-of-215 passes (54.9 percent) for 1,548 yards and 14 touchdowns in 2010...Attended West Scranton

High School in Scranton, Pa. ...Earned 10 varsity letters as a three-sport standout, playing football, baseball and basketball...As a three-year starter, threw for 5,485 yards and 58 touchdowns, leading team to two district titles and one league title.

85

Sam McGUFFIE

WR | 5-10 | 200 | Rookie | Rice | 10/16/89




Signed by Raiders as non-drafted free agent, April 29, 2013...Played three years at Rice after transferring from Michigan...Played running back first two years at Rice and transitioned to wide receiver as a senior...Played in 32 games and totaled 240 carries for 1,057 yards and seven touchdowns...Caught 102 passes for 1,059 yards and nine touchdowns...Added five punt returns for 41 yards and one touchdown and seven kickoff returns

for 129 yards...As a senior, played slot receiver and caught 54 passes for 603 yards and five touchdowns...Played in seven games, missing final five games with an injury as a junior...Rushed for 158 yards on 38 carries...As a sophomore, carried the ball 197 times for 883 yards and six touchdowns and caught 39 passes for 384 yards and three touchdowns...After transferring from Michigan in 2009, competed in track and field, and at the Conference-USA championships, finished fifth in the long jump, sixth in the high jump and second in the 60-meter indoor and finished second in long jump and eighth in 100-meter outdoor...As a freshman at Michigan, played in 10 games and was team's second-leading rusher and third-leading receiver...Totaled 118 carries for 486 yards and three touchdowns and caught 19 passes for 175 yards and a touchdown...Majored in sociology...Attended Cy Fair High School in Cypress, Texas...Recorded 699 carries for 5,847 yards and 83 touchdowns...In an injury-shortened senior season, carried the ball 205 times for 1,711 yards and 23 touchdowns...First-team all-district selection...As a junior, rushed for 3,121 yards on 358 carries and scored 44 touchdowns...2007 second-team selection by USA Today...EA Sports All-America third team...PrepStar All-American and publication's No. 93 ranked player nationally...Named Associated Press all-state 5A at running back...Played in U.S. Army All-American Bowl...Totaled 115 carries for 853 yards and 11 touchdowns as a sophomore.

58

Ryan ROBINSON

DE | 6-4 | 255 | Rookie | Oklahoma St. | 12/9/90



Signed by Raiders as non-drafted free agent, May 13, 2013...Played two years at Oklahoma State after transferring from Jones County Community College...Started every game at defensive end as a senior...Finished second on team with six passes defended and totaled 32 tackles (24 solo), 2.5 sacks and four QB hurries...Set a career high with six tackles against Purdue...Played in 13 games as a junior and totaled 21 tackles...Had 64

tackles and eight sacks as a sophomore at Jones County CC...An all-conference and all-region selection...Rated the nation's No. 47 junior college prospect by SuperPrep...Majored in physical education...Attended Mill Creek High School in Hoschtou, Ga. ...An all-county selection as a senior...Recorded 85 tackles, including 14 tackles for loss...Participated in the North-South All-Star Game...Has three uncles that played in the NFL...Uncle, James Robinson, played for the New York Giants...Uncle, Leroy Robinson, Jr., played for the New York Jets...Uncle, Ken Robinson, played for the Washington Redskins.



66

Andrew ROBISKIE

C | 6-1 | 297 | Rookie | Western Illinois | 5/18/89



Signed by Raiders as non-drafted free agent, May 13, 2013...Four-year letterman at Western Illinois...Played in 40 career games... Played all 11 games at center as a senior... Voted a team captain...Made 11 starts as a junior, playing both center and guard...Helped offense record five 100-yard rushing games... Played in all 13 games as a sophomore, starting final three contests of the season at center...Helped offense finish third in nation

in total offense, 11th in scoring offense, 13th in passing and 23rd in rushing...As a redshirt freshman, played in nine contests...Redshirted freshman season at SMU before transferring to Western Illinois... Named to Missouri Valley Conference Academic Honor Roll...Majored in communications...Attended Chagrin Falls (Ohio) High School...A three-time first-team All-Ohio and All-Northeast Ohio selection...Also lettered in wrestling and track...An all-region, all-section and all-conference selection in wrestling...Father, Terry, is a former NFL running back and current assistant coach...Father played for the Raiders from 1977-79 and served as an assistant coach for the Silver and Black from 1982-93...Brother, Brian, was a second-round draft choice by the Cleveland Browns in 2009, and is entering his fifth NFL season as a wide receiver...Brother, Kyle, is a wide receiver at Western Illinois.

74

Kurt TAUFASAU

DT | 6-2 | 300 | Rookie | Wyoming | 9/18/90




Last name is pronounced TOU-fou-sou (as in "NOW-now-now")...Signed by Raiders as non-drafted free agent, April 29, 2013... Played three years at Wyoming after transferring from New Mexico Military Institute... Played in 20 career games at Wyoming... Recorded 49 tackles (25 solo), including four tackles for loss and three passes defended... As a senior, played in seven games and recorded 22 tackles (13 solo) and two passes

defended...Played in 12 games with three starts as a junior...Totaled 27 tackles and 2.5 tackles for loss and one sack...Redshirted in 2010...In 2009, played at New Mexico Military and earned first-team All-Western States Football League recognition...Helped team rank 42nd in the nation in total defense...Majored in sociology...Attended Samoana High School in Pago Pago, American Samoa.

87

Travionte SESSION

WR | 6-2 | 195 | First Year | Nevada | 7/18/89



First name is pronounced TRAY-vee-on-tay... Signed by Raiders as non-drafted free agent, May 14, 2012...Waived by Raiders, Aug. 31, 2012...Re-signed by Raiders to practice squad, Sept. 1, 2012...Re-signed by Raiders as reserve/future free agent, Jan. 2, 2013... Played four years at Nevada...Saw action in 42 games and totaled 71 receptions for 978 yards and six touchdowns...As a senior, hauled in 23 passes for 291 yards and one

touchdown...Averaged 12.7 yards per catch...As a junior, made 17 receptions for 313 yards and three touchdowns...Had a career-long 57-yard reception for a touchdown against Idaho...Set career highs with 30 catches for 368 yards and two touchdowns as a sophomore... Recorded a catch in 11 of 13 games...First career touchdown came on a 40-yard pass against Hawaii...Played in 12 games as a freshman...Also had a 17-yard rush...Attended Long Beach (Calif.) Poly High School...A first-team all-league selection as a senior, caught 24 passes for 510 yards and three touchdowns...Older brother, Samie Parker, played at Oregon and with five NFL teams, including a training-camp stint with the Raiders in 2009.

9

Conner VERNON

WR | 6-0 | 192 | Rookie | Duke | 8/18/90



Signed by Raiders as non-drafted free agent, April 29, 2013...Played four years at Duke... Three-time team All-ACC pick (2010-12)...In 48 career games (45 starts), had 283 receptions for 3,749 yards and 21 TDs... Set program records for career receptions and receiving yards...Became first player in ACC history to register multiple seasons with 70-plus pass receptions...Ranked among the ACC's top-five in receptions per game in

all four years, including leading the conference in 2010 and 2012... Posted 14 career 100-yard receiving games, including a career-best 181-yard performance at Wake Forest in 2010...Ended collegiate career as NCAA's active leader in both career receptions and receiving yardage...Ranks in NCAA's top-30 all-time in receptions...Was the first player in ACC history to post four seasons with 50-plus receptions and 700-plus receiving yards...Ranks in the top-five all-time in ACC pass receptions...As a senior, caught 85 passes for 1,074 yards and eight touchdowns...As a junior, totaled 70 receptions for 956 yards and five touchdowns...Produced 73 catches for 973 yards and four touchdowns as a sophomore...As a freshman, caught 55 passes for 746 yards and three touchdowns...Named first-team All-American as a senior...A freshman All-ACC selection in 2009...Attended Gulliver Preparatory in Coral Gables, Fla...A three-year letterman, garnered first-team all-state honors as a senior...Totaled 60 receptions for 1,163 yards and 11 TDs in final prep season...Led the Miami area in receiving yards, while helping team to a 12-2 record and an appearance in Florida 2A championship game...Had 131 career catches for 2,668 yards and 22 TDs...Also lettered in track and field...Cousin, Al Del Greco, was a kicker with three different NFL teams over 17 seasons... Cousin, Jorge Portela, was a kicker at Auburn.

OTHER FREE AGENTS

73

John WETZEL

T | 6-7 | 315 | Rookie | Boston College | 7/18/91




Signed by Raiders as non-drafted free agent, April 29, 2013...In four years at Boston College, played in 32 games...Started all 12 games at right tackle as a senior...Helped offense average 259.3 passing yards per game...Started all 12 games as a junior at left tackle and helped offense rush more than 100 yards in six games...As a sophomore, played in eight games...Played in six games as a freshman and helped RB Montel Harris

record eight 100-yard games...Attended Brashear High School in Pittsburgh, Pa. ...Played offensive tackle and defensive end...Two-time all-city selection...Led team to consecutive City League titles...Totalled 70 tackles (52 solo) and seven sacks as a senior...Also played basketball, volleyball and track and field...Has a twin brother, Dave, and two sisters.

39

Mitchell WHITE

CB | 5-11 | 184 | Rookie | Michigan St. | 3/30/90




Signed by Raiders as non-drafted free agent, May 13, 2013...Four-year letter-winner at Michigan State...Played in 43 career games, primarily on special teams...Recorded 26 tackles (12 solo) and one pass defended over four-year career...Former walk-on, was awarded scholarship after the 2009 season...As a senior, appeared in all 13 games, recording seven tackles and starting at cornerback in the Buffalo Wild Wings Bowl...As a

junior, appeared in 13 games, tallying eight tackles...As a sophomore, played in all 13 games, notching 10 tackles and recording first career pass defended in a start against Iowa...Played in four games as a freshman walk-on...Attended Stevenson High School in Livonia, Mich. ...Honorable mention all-state as a senior quarterback...Passed for 1,433 yards, 18 touchdowns and led team to the state finals...Also participated in track and field, capturing the 2008 state high jump championship...Twin brother, Myles, played wide receiver at Louisiana Tech and signed as a non-drafted free agent with the Green Bay Packers in 2013.

30

Deonté WILLIAMS

RB | 5-10 | 213 | Rookie | Cal Poly | 7/9/90



First name is pronounced DEE-on-tay... Signed by Raiders as non-drafted free agent, April 29, 2013...Played two years at Cal Poly after transferring from Sierra College...As a senior in 2012, rushed for 1,547 yards on 231 carries (6.7 avg.) with 12 touchdowns...Surpassed the 100-yard mark 10 times in 12 games in 2012, including a season-high 188 yards against UC Davis...Garnered team MVP award in 2012 and was selected to play

in the Casino Del Sol College All-Star Game, where he played with two Raider draft picks, DT Stacy McGee and WR Brice Butler...Shared backfield duties as a junior, amassing 385 yards on 82 carries with five scores...Sat out the 2010 season after transferring from Sierra College...Rushed for 1,037 yards and 14 touchdowns at Sierra in 2009...Attended Northern Arizona University as a freshman, totaling 950 yards on 221 carries (4.3 avg.) and scoring 12 touchdowns in 11 games...Named Big Sky Newcomer of the Year...Runner-up for the FCS Freshman of the Year award...Attended Pleasant Grove High School in Elk Grove, Calif. ...Rushed for 2,447 yards and 27 touchdowns as a senior...Earned all-state and all-section honors...Named Offensive Player of the Year by the Sacramento Bee and tabbed for Delta League MVP honors...Born in Oakland, Calif.

83

Isaiah WILLIAMS

WR | 6-2 | 201 | First Year | Maryland | 1/30/87



Signed by the Baltimore Ravens as a non-drafted free agent, May 8, 2009...Waived by Ravens, July 28, 2009...Signed by Pittsburgh Steelers, May 11, 2010...Waived by Steelers, Aug. 23, 2010...Signed by Arizona Cardinals, Aug. 30, 2010...Waived by Cardinals, Sept. 3, 2010...Signed by Cardinals to practice squad, Sept. 6, 2010...Re-signed by Cardinals to reserve/future contract, Jan. 4, 2011...Released by Cardinals, Sept. 2, 2011...Re-signed by Cardinals to practice

squad, Sept. 5, 2011...Released by Cardinals from practice squad Nov. 11, 2011...Signed by Seattle Seahawks to practice squad, Nov. 22, 2011...Re-signed by Cardinals as reserve/future free agent, Jan. 10, 2012...Released by Cardinals, Aug. 31, 2012...Re-signed by Cardinals to practice squad, Sept. 3, 2012...Released by Cardinals from practice squad, Dec. 10, 2012...Signed by Oakland Raiders as reserve/future free agent, Jan. 3, 2013...Played four years at Maryland, seeing action in 43 games with 23 starts...Totalled 64 receptions for 902 yards and five touchdowns...As a senior, played in 13 games at wide receiver...Recorded 10 catches for 124 yards and one touchdown...Played 13 games as a junior, starting six...Had 25 receptions for 395 yards and one touchdown...Started 11 of 13 games as a sophomore...Registered three touchdowns with 28 catches for 379 yards...Played in four games as a freshman...Majored in communications...Attended Bergen Catholic High School in Oradell, New Jersey...Two-year letter-winner...Set single-season school records with 45 receptions for 897 yards and 12 touchdowns...As a junior, caught 11 passes for 229 yards and three touchdowns...Named second team all-state by the Associated Press and Newark Star Ledger...Named first team all-group, All-North Jersey and all-county...Was also an All-East region pick by PrepStar and an All-Northeast selection by SuperPrep...Also a three-year letter-winner in track.



NUMERICAL ROSTER

#	Player	Pos	How Acq	#	Player	Pos	How Acq
3	Eddy Carmona	K	FA-'13	53	Nick Roach	LB	UFA-'13 Chi.
5	Chris Kluwe	P	FA-'13	54	Billy Boyko	LB	FA-'13
6	Terrelle Pryor	QB	D3-'11 (SUP)	55	Sio Moore	LB	D3-'13
7	Marquette King	P	FA-'12	56	Miles Burris	LB	D4-'12
8	Tyler Wilson	QB	D4-'13	57	Keenan Clayton	LB	W-'12 Phi.
9	Conner Vernon	WR	FA-'13	58	Ryan Robinson	DE	FA-'13
10	Greg Jenkins	WR	FA-'13	59	Jon Condo	LS	FA-'06
11	Sebastian Janikowski	K	D1-'00	61	Stefen Wisniewski	C/G	D2-'11
12	Jacoby Ford	WR	D4b-'10	62	Jason Foster	G	FA-'12
14	Matt McGloin	QB	FA-'13	63	Lamar Mady	G	FA-'13
15	Matt Flynn	QB	Tr-'13 Sea.	64	Johnny Jones	NT	FA-'13
16	Josh Cribbs	WR	UFA-'13 Cle.	65	Mike Brisiel	G	UFA-'12 Hou.T.
17	Denarius Moore	WR	D5-'11	66	Andrew Robiskie	C	FA-'13
18	Andre Holmes	WR	W-'13 NE	67	Alex Parsons	C/G	FA-'10
19	Brice Butler	WR	D7a-'13	68	Jared Veldheer	T	D3-'10
20	Darren McFadden	RB	D1-'08	69	Khaliq Barnes	T	UFA-'09 Jac.
21	Mike Jenkins	CB	UFA-'13 Dal.	70	Tony Bergstrom	OL	D3-'12
22	Taiwan Jones	CB	D4b-'11	71	Menelik Watson	T	D2-'13
23	Joselio Hanson	CB	FA-'12	73	John Wetzel	T	FA-'13
24	Charles Woodson	DB	FA-'13	74	Kurt Taufa'asau	DT	FA-'13
25	DJ Hayden	CB	D1-'13	75	Brandon Bair	DL	FA-'12
26	Usama Young	S	FA-'13	76	Lucas Nix	OL	FA-'12
27	Rashad Jennings	RB	UFA-'13 Jac.	77	Alex Barron	T	FA-'13
28	Phillip Adams	DB	W-'12 Sea.	79	Willie Smith	T	W-'12 Was.
29	Brandian Ross	DB	FA-'12	80	Rod Streater	WR	FA-'12
30	Deonté Williams	RB	FA-'13	81	Mychal Rivera	TE	D6c-'13
31	Coye Francies	CB	FA-'12	82	Richard Gordon	TE	D6-'11
32	Jeremy Stewart	RB	FA-'12	83	Isaiah Williams	WR	FA-'13
33	Tyvon Branch	S	D4-'08	84	Juron Criner	WR	D5-'12
34	Lataivus Murray	RB	D6b-'13	85	Sam McGuffie	WR	FA-'13
35	Chimdi Chekwa	CB	D4-'11	86	David Ausberry	TE	D7-'11
36	Reggie Smith	S	FA-'13	87	Travionte Session	WR	FA-'12
37	Chance Casey	CB	FA-'13	88	Nick Kasa	TE	D6a-'13
38	Cory Nelms	DB	FA-'12	89	Brian Leonhardt	TE	FA-'13
39	Mitchell White	CB	FA-'13	90	Pat Sims	DT	UFA-'13 Cin.
40	Jon Hoese	FB	FA-'13	91	Jack Crawford	DE	D5-'12
42	Shelton Johnson	S	FA-'13	92	Stacy McGee	DE	D6d-'13
45	Marcel Reece	FB	FA-'08	93	Jason Hunter	DE	UFA-'13 Den.
47	Eric Harper	LB	FA-'13	94	Kevin Burnett	LB	FA-'13
48	Jeron Mastrud	TE	FA-'13	95	Kaelin Burnett	LB	FA-'12
49	Jamize Olawale	FB/RB	FA-'12	96	Christo Bilukidi	DT	D6-'12
50	Travis Goethel	LB	D6-'10	97	Andre Carter	DE	FA-'12
50	Kaluka Maiava	LB	UFA-'13 Cle.	98	Vance Walker	DT	UFA-'13 Atl.
51	David Bass	DE	D7b-'13	99	Lamar Houston	DE	D2-'10
					Tracy Porter	CB	UFA-'13 Den.

PRONUNCIATION GUIDE

86	David Ausberry	OZZ-bare-ee	63	Lamar Mady	MAY-dee
69	Khalif Barnes	kuh-LEEF	50	Kaluka Maiava	kuh-LOO-kuh my-AH-vah
96	Christo Bilukidi	bill-oo-KEE-dee	48	Jeron Mastrud	JAIR-un MASS-trood
33	Tyvon Branch	ty-VAHN	17	Denarius Moore	den-AIR-ee-us
65	Mike Brisiel	bry-ZELL	55	Sio Moore	SEE-oh
95	Kaelin Burnett	KAY-linn	34	Lataivus Murray	lah-TAY-vee-us
3	Eddy Carmona	car-MOAN-ah	49	Jamize Olawale	juh-MAZE oh-lah-WALL-ee
35	Chimdi Chekwa	CHIM-dee CHECK-wah	81	Mychal Rivera	MIKE-uhl
31	Coye Francies	KOY fran-SEES	66	Andrew Robiskie	row-BISS-kee
50	Travis Goethel	GAITH-uhl	29	Brandian Ross	Brandon
23	Joselio Hanson	ho-SELL-ee-oh	87	Travionte Session	TRAY-vee-on-tay
40	Jon Hoese	HAZE-ee	80	Rod Streater	STREET-er
11	Sebastian Janikowski	Jan-ah-COW-skee	74	Kurt Taufa'asau	TOW-fow-sow (as in 'NOW-now-now')
88	Nick Kasa	CAH-suh	68	Jared Veldheer	vell-DEER
5	Chris Kluwe	kloo-EE	71	Menelik Watson	MEN-ah-lick
89	Brian Leonhardt	LEE-in-hart	30	Deonte Williams	DEE-on-tay
			61	Stefen Wisniewski	STEFF-en wiz-NEW-skee
			26	Usama Young	oo-SOM-uh

ALPHABETICAL ROSTER

#	Player	Pos	Ht	Wt	Birth Date	NFL Age	Exp	College	Hometown
28	Adams, Phillip	DB	5-11	195	07/20/88	24	4	South Carolina State	Rock Hill, S.C.
86	Ausberry, David	TE	6-4	258	09/25/87	25	3	USC	Lemoore, Calif.
75	Bair, Brandon	DL	6-6	285	11/24/84	28	2	Oregon	St. Anthony, Idaho
69	Barnes, Khalif	T	6-6	321	04/21/82	31	9	Washington	Spring Valley, Calif.
77	Barron, Alex	T	6-8	315	09/28/82	30	8	Florida State	Orangeburg, S.C.
51	Bass, David	DE	6-4	256	09/11/90	22	R	Missouri Western St.	St. Louis, Mo.
70	Bergstrom, Tony	OL	6-5	310	08/06/86	26	2	Utah	Salt Lake City, Utah
96	Blukidi, Christo	DT	6-5	320	12/13/89	23	2	Georgia State	Ottawa, Ont.
54	Boyko, Billy	LB	6-2	240	08/03/91	21	R	Lehigh	Northampton, Pa.
33	Branch, Tyvon	S	6-0	210	12/11/86	26	6	Connecticut	Cicero, N.Y.
65	Brisiel, Mike	G	6-5	310	03/14/83	30	6	Colorado State	Fayetteville, Ark.
95	Burnett, Kaelin	LB	6-4	240	09/06/89	23	2	Nevada	Lakewood, Calif.
94	Burnett, Kevin	LB	6-3	230	12/24/82	30	8	Tennessee	Compton, Calif.
56	Burris, Miles	LB	6-2	240	06/27/88	24	2	San Diego State	Granite Bay, Calif.
19	Butler, Brice	WR	6-3	213	01/29/90	23	R	San Diego State	Norcross, Ga.
3	Carmona, Eddy	K	5-10	203	09/04/88	24	1	Harding	Charleston, Ark.
97	Carter, Andre	DE	6-4	260	05/12/79	34	13	California	San Jose, Calif.
37	Casey, Chance	CB	5-11	190	03/11/91	22	R	Baylor	Crosby, Texas
35	Chekwa, Chimdi	CB	6-0	190	09/07/88	24	2	Ohio State	Clermont, Fla.
57	Clayton, Keenan	LB	6-1	230	06/19/87	26	4	Oklahoma	Sulphur Springs, Texas
59	Condo, Jon	LS	6-3	245	08/26/81	31	7	Maryland	Philipsburg, Pa.
91	Crawford, Jack	DE	6-5	281	09/07/88	24	2	Penn State	Longport, N.J.
16	Cribbs, Jason	WR	6-1	192	06/09/83	30	9	Kent State	Washington D.C.
84	Criner, Juron	WR	6-3	221	12/12/89	23	2	Arizona	Las Vegas, Nev.
15	Flynn, Matt	QB	6-2	230	06/20/85	28	6	LSU	Tyler, Texas
12	Ford, Jacoby	WR	5-9	190	07/27/87	25	4	Clemson	West Palm Beach, Fla.
62	Foster, Jason	G	6-3	300	10/21/88	24	1	Rhode Island	East Pittsford, Vt.
31	Francies, Coye	CB	6-1	185	11/15/86	26	3	San Jose State	Rancho Cordova, Calif.
50	Goethel, Travis	LB	6-2	255	07/27/87	25	4	Arizona State	Vista, Calif.
82	Gordon, Richard	TE	6-4	268	06/07/87	26	3	Miami	Miami, Fla.
23	Hanson, Joselio	CB	5-9	185	08/13/81	31	9	Texas Tech	Inglewood, Calif.
47	Harper, Eric	LB	6-3	240	10/29/87	25	R	Grambling State	New Orleans, La.
25	Hayden, DJ	CB	5-11	190	06/27/90	22	R	Houston	Houston, Texas
40	Hoese, Jon	FB	6-2	248	07/04/89	24	1	Minnesota	Glencoe, Minn.
18	Holmes, Andre	WR	6-4	210	06/16/88	25	2	Hillsdale	Elk Grove, Ill.
99	Houston, Lamarr	DE	6-3	300	06/24/87	26	4	Texas	Colorado Springs, Colo.
93	Hunter, Jason	DE	6-4	270	08/28/83	29	7	Appalachian State	Fayetteville, N.C.
11	Janikowski, Sebastian	K	6-1	258	03/02/78	35	14	Florida State	Daytona Beach, Fla.
10	Jenkins, Greg	WR	6-1	208	08/23/89	23	R	Alabama State	Dade City, Fla.
21	Jenkins, Mike	CB	5-10	197	03/22/85	28	6	South Florida	Bradenton, Fla.
27	Jennings, Rashad	RB	6-1	231	03/26/85	28	5	Liberty	Lynchburg, Va.
42	Johnson, Shelton	S	6-0	197	07/16/90	22	R	Wisconsin	Carrollton, Texas
64	Jones, Johnny	NT	6-4	314	10/19/88	24	1	Marshall	Clewiston, Fla.
22	Jones, Taiwan	CB	6-0	197	07/26/88	24	3	Eastern Washington	Antioch, Calif.
88	Kasa, Nick	TE	6-6	265	11/05/90	22	R	Colorado	Thornton, Colo.
7	King, Marquette	P	6-0	192	10/26/88	24	2	Fort Valley State	Macon, Ga.
5	Kluwe, Chris	P	6-4	210	12/24/81	31	9	UCLA	Los Alamitos, Calif.
89	Leonhardt, Brian	TE	6-5	255	04/02/90	23	R	Bemidji State	Blaine, Minn.
63	Mady, Lamar	G	6-2	315	12/13/90	22	R	Youngstown State	Topeka, Kan.
50	Maiava, Kaluka	LB	6-0	230	12/27/86	26	4	USC	Wailuku, Hawaii
48	Mastrud, Jeron	TE	6-5	255	12/17/87	25	4	Kansas State	Beaverton, Ore.
20	McFadden, Darren	RB	6-1	218	08/27/87	25	6	Arkansas	North Little Rock, Ark.
92	McGee, Stacy	DT	6-3	310	01/17/90	23	R	Oklahoma	Muskogee, Okla.
14	McGloin, Matt	QB	6-1	210	12/02/89	23	R	Penn State	Scranton, Pa.
85	McGuffie, Sam	WR	5-10	200	10/16/89	23	R	Rice	Cypress, Texas
17	Moore, Denarius	WR	6-0	190	12/09/88	24	3	Tennessee	Tatum, Texas
55	Moore, Sio	LB	6-1	240	05/02/90	23	R	Connecticut	Cary, N.C.
34	Murray, Latavius	RB	6-3	230	01/18/90	23	R	Central Florida	Nedrow, N.Y.
38	Nelms, Cory	DB	6-1	191	02/27/88	25	1	Miami	Neptune, N.J.
76	Nix, Lucas	OL	6-5	320	09/28/89	23	2	Pittsburgh	Jefferson Hills, Pa.
49	Olawale, Jamize	FB/RB	6-1	240	04/17/89	24	2	North Texas	Long Beach, Calif.
67	Parsons, Alex	C/G	6-4	316	09/14/87	25	2	USC	Irvine, Calif.
	Porter, Tracy	CB	5-11	188	08/11/86	26	6	Indiana	Port Allen, La.
6	Pryor, Terrelle	QB	6-4	233	06/20/89	24	3	Ohio State	Jeanette, Pa.
45	Reece, Marcel	FB	6-1	255	06/23/85	28	4	Washington	Inglewood, Calif.



ALPHABETICAL ROSTER

81	Rivera, Mychal	TE	6-3	245	09/08/90	22	R	Tennessee	Valencia, Calif.
53	Roach, Nick	LB	6-1	234	06/16/85	28	7	Northwestern	Milwaukee, Wisc.
58	Robinson, Ryan	DE	6-4	255	12/09/90	22	R	Oklahoma State	Buford, Ga.
66	Robiskie, Andrew	C	6-1	297	05/18/89	24	R	Western Illinois	Chagrin Falls, Ohio
29	Ross, Brandian	DB	6-1	191	09/28/89	23	2	Youngstown State	Meadowbrook, Va.
87	Session, Travionte	WR	6-2	195	07/18/89	23	1	Nevada	Long Beach, Calif.
90	Sims, Pat	DT	6-2	310	11/29/85	27	6	Auburn	Ft. Lauderdale, Fla.
36	Smith, Reggie	S	6-1	192	09/03/86	26	5	Oklahoma	Edmond, Okla.
79	Smith, Willie	T	6-5	310	11/13/86	26	3	East Carolina	Kenly, N.C.
32	Stewart, Jeremy	RB	5-11	215	02/17/89	23	2	Stanford	Baton Rouge, La.
80	Streater, Rod	WR	6-3	200	02/09/88	25	2	Temple	Burlington, N.J.
74	Taufa'asau, Kurt	DT	6-2	300	09/18/90	22	R	Wyoming	Pago Pago, American Samoa
68	Veldheer, Jared	T	6-8	321	06/14/87	26	4	Hillsdale	Grand Rapids, Mich.
9	Vernon, Conner	WR	6-0	192	08/18/90	22	R	Duke	Miami, Fla.
98	Walker, Vance	DT	6-2	305	04/26/87	26	5	Georgia Tech	Fort Mill, S.C.
71	Watson, Menelik	T	6-5	315	12/22/88	24	R	Florida State	Manchester, England
73	Wetzel, John	T	6-7	315	07/18/91	21	R	Boston College	Pittsburgh, Pa.
39	White, Mitchell	CB	5-11	184	03/30/90	23	R	Michigan State	Livonia, Mich.
30	Williams, Deonté	RB	5-10	213	07/09/90	23	R	Cal Poly	Oakland, Calif.
83	Williams, Isaiah	WR	6-2	201	01/30/87	26	1	Maryland	Bergen, N.J.
8	Wilson, Tyler	QB	6-2	215	08/16/89	23	R	Arkansas	Greenwood, Ark.
61	Wisniewski, Stefan	C/G	6-3	307	03/22/89	24	3	Penn State	Pittsburgh, Pa.
24	Woodson, Charles	DB	6-1	210	10/07/76	36	16	Michigan	Fremont, Ohio
26	Young, Usama	S	6-0	200	05/08/85	28	7	Kent State	Largo, Md.



HOW THE RAIDERS WERE BUILT

	DRAFTEES (29)	FREE AGENTS (55)	TRADES/WAIVERS (5)
2000	K Sebastian Janikowski (1)		
2006		LS Jon Condo	
2008	RB Darren McFadden (1) DB Tyvon Branch (4a)	FB Marcel Reece	
2009		T Khalif Barnes (UFA-Jac.)	
2010	DE Lamarr Houston (2) T Jared Veldheer (3) WR Jacoby Ford (4b) LB Travis Goethel (6)	C/G Alex Parsons	
2011	C Stefen Wisniewski (2) CB Chimdi Chekwa (4a) RB Taiwan Jones (4b) WR Denarius Moore (5) TE Richard Gordon (6) TE David Ausberry (7) QB Terrelle Pryor (3-SUP)		
2012	G Tony Bergstrom (3) LB Miles Burris (4) DE Jack Crawford (5a) WR Juron Criner (5b) DT Christo Bilukidi (6)	DL Brandon Bair G Mike Brisiel (UFA-Hou.) LB Kaelin Burnett DE Andre Carter G Jason Foster CB Coye Francies CB Joselio Hanson P Marquette King DB Cory Nelms OL Lucas Nix FB/RB Jamize Olawale CB Brandian Ross WR Travionte Session RB Jeremy Stewart WR Rod Streater	QB Phillip Adams (W-Sea.) LB Keenan Clayton (W-Phi.) T Willie Smith (W-Was.)
2013	CB DJ Hayden (1) T Menelik Watson (2) LB Stio Moore (3) QB Tyler Wilson (4) TE Nick Kasa (6a) RB Latavius Murray (6b) TE Mychal Rivera (6c) DT Stacy McGee (6d) WR Brice Butler (7a) DE David Bass (7b)	T Alex Barron LB Billy Boyko LB Kevin Burnett K Eddy Carmona CB Chance Casey WR Josh Cribbs (UFA-Cle.) LB Eric Harper FB Jon Hoese DE Jason Hunter (UFA-Den.) WR Greg Jenkins CB Mike Jenkins (UFA-Dal.) RB Rashad Jennings (UFA-Jac.) S Shelton Johnson NT Johnny Jones P Chris Kluwe TE Brian Leonhardt G Lamar Mady LB Kaluka Maiava (UFA-Cle.) TE Jeron Mastrud QB Matt McGloin WR Sam McGuffie CB Tracy Porter (UFA-Den.) LB Nick Roach (UFA-Chi.) DE Ryan Robinson C Andrew Robiskie DT Pat Sims (UFA-Cin.) CB Reggie Smith DT Kurt Tavares WR Conner Vernon DT Vance Walker (UFA-Atl.) T John Wetzel CB Mitchell White RB Deonte Williams WR Isaiah Williams DB Charles Woodson S Usama Young	QB Matt Flynn (TR-Sea.) WR Andre Holmes (W-NE)



2012 IN REVIEW



2012 RESULTS

4-12 Record

PRESEASON

Date	Result	Score.....	Opponent	Attendance	Weather
08/13	L	3-0	Dallas	50,403	Sunny & 71
08/17	L	27-31	at Arizona	59,605	(Indoors)
08/25	W	31-20.....	Detroit	41,420	Sunny & 63
08/30	L	3-21.....	at Seattle	66,157	Sunny & 71

REGULAR SEASON

Date	Result	Score.....	Opponent	Attendance	Weather
09/10	L	14-22	San Diego	61,896	Sunny & 67
09/16	L	13-35	at Miami	54,245	Cloudy & 80
09/23	W	34-31	Pittsburgh	62,373	Sunny & 69
09/30	L	6-37	at Denver	76,787	Sunny & 72
10/14	L	20-23	at Atlanta	69,383	(Indoors)
10/21	W	26-23 OT	Jacksonville	51,634	Cloudy & 62
10/28	W	26-16	at Kansas City	74,730	Sunny & 50
11/04	L	32-42	Tampa Bay	52,055	Sunny & 71
11/11	L	20-55	at Baltimore	71,339	Sunny & 61
11/18	L	17-38	New Orleans	56,880	Sunny & 61
11/25	L	10-34	at Cincinnati	56,503	Sunny & 41
12/02	L	17-20	Cleveland	43,641	Cloudy & 61
12/06	L	13-26	Denver	53,807	Cloudy & 57
12/16	W	15- 0	Kansas City	51,446	Cloudy & 54
12/23	L	6-17	at Carolina	73,026	Cloudy & 53
12/30	L	21-24	at San Diego	66,486	Cloudy & 50

ATTENDANCE SUMMARY

Total Preseason attendance: 217,585
 Total Regular-season attendance: 976,231
 Regular-season home: 433,732
 Regular-season away: 542,499



2012 RAIDERS STATS

	RAIDERS	OPPONENTS
TOTAL FIRST DOWNS	300	304
Rushing	72	95
Passing	200	180
Penalty	28	29
3rd Down: Made/Att.	77/220	83/212
3rd Down Pct.	35.0	39.2
4th Down: Made/Att.	4/16	8/14
4th Down Pct.	25.0	57.1
TOTAL NET YARDS	5,504	5,672
Avg. Per Game	344.0	354.5
Total Plays	1032	995
Avg. Per Play	5.3	5.7
NET YARDS RUSHING	1,420	1,897
Avg. Per Game	88.8	118.6
Total Rushes	376	444
NET YARDS PASSING	4,084	3,775
Avg. Per Game	253.9	235.9
Sacked/Yards Lost	27/208	25/185
Gross Yards	4,292	3,960
Att./Completions	629/376	526/347
Completion Pct.	59.8	66.0
Had Intercepted	16	11
PUNTS/AVERAGE	82/46.7	69/46.0
NET PUNTING AVG.	82/39.0	69/42.9
PENALTIES/YARDS	108/939	101/925
FUMBLES/BALL LOST	22/10	14/8
TOUCHDOWNS	28	50
Rushing	4	18
Passing	24	28
Returns	0	4
TIME OF POSSESSION	29:27	30:33

SCORE BY PERIODS

Period	1	2	3	4	OT	Total
RAIDERS	35	89	54	109	3	290
OPPONENTS	106	101	146	90	0	443

SCORING

Player	TD	Ru	Pa	Rt	PAT	FGs	S	TP
Janikowski	0	0	0	0	25/25	31/34	0	118
Moore	7	0	7	0	0	0	0	42
Heyward-Bey	5	0	5	0	0	0	0	30
Myers	4	0	4	0	0	0	0	24
Streater	3	0	3	0	0	0	0	20
McFadden	3	2	1	0	0	0	0	18
Criner	1	0	1	0	0	0	0	8
Goodson	1	0	1	0	0	0	0	6
Gordon	1	0	1	0	0	0	0	6
Palmer	1	1	0	0	0	0	0	6
Pryor	1	1	0	0	0	0	0	6
Reece	1	0	1	0	0	0	0	6
TEAM	28	4	24	0	25/25	31/34	0	290
OPPONENTS	50	18	28	4	50/50	31/37	0	443

2-Pt Conv: Criner, Streater, Team 2-3

FIELD GOALS

Player	1-19	20-29	30-39	40-49	50+	Total
Janikowski	1/1	9/9	10/10	5/5	6/9	31/34
TEAM	1/1	9/9	10/10	5/5	6/9	31/34
OPPONENTS	1/1	6/7	7/8	11/14	6/7	31/37

Janikowski: (51G,19G)(25G,27G)(32G,43G)(38G,24G)(52G,22G)
 (21G,33G,31G,64N,40G)(36G,35G,29G,32G)(29G)(32G,47G)(40G)(55G)
 (51G,61N)(20G,50G,51N,57G,30G,41G)(21G,31G)
 OPPONENTS: (23G,28G,19G,41G,45G)(33G)(21G,43G,53G)(43N,41G,20G,
 55G)(50G,40G,45G)(30G,42G,52G)(35B,54N)(48G,34G)(47G)(48N,55G,20G)
 (41G,35G,28B)(43G,34G,20G,33G)(48N,51G)(30G)

PASSING

Player	Att	Cmp	Yds	Cmp%	Yds/Att	TD	TD%	Int	Int%	Long	Sack/Lost	Rating
Palmer	565	345	4,018	61.1	7.11	22	3.9	14	2.5	64t	26/199	85.3
Leinart	33	16	115	48.5	3.48	0	0.0	1	3.0	20	1/9	44.4
Pryor	30	14	155	46.7	5.17	2	6.7	1	3.3	8	0/0	70.8
Lechler	1	1	4	100.0	4.00	0	0.0	0	0.0	4	0/0	83.3
TEAM	629	376	4,292	59.8	6.82	24	3.8	16	2.5	64t	27/208	82.4
OPPONENTS	526	347	3,960	66.0	7.53	28	5.3	11	2.1	64	25/185	97.5

RUSHING

Player	No.	Yds	Avg.	Long	TD
McFadden	216	707	3.3	64t	2
Reece	59	271	4.6	17	0
Goodson	35	221	6.3	43	0
Stewart	25	101	4.0	14	0
Pryor	10	51	5.1	9	1
Palmer	18	36	2.0	9	1
Jones	6	21	3.5	7	0
Heyward-Bey	2	16	8.0	20	0
Schmitt	2	1	0.5	2	0
Lechler	2	0	0.0	0	0
Moore	1	-5	-5.0	-5	0
TEAM	376	1,420	3.8	64t	4
OPPONENTS	444	1897	4.3	70t	18

RECEIVING

Player	No.	Yds	Avg.	Long	TD
Myers	79	806	10.2	29	4
Reece	52	496	9.5	56	1
Moore	51	741	14.5	58	7
McFadden	42	258	6.1	20	1
Heyward-Bey	41	606	14.8	59	5
Streater	39	584	15.0	64t	3
Hagan	20	259	13.0	38	0
Goodson	16	195	12.2	64t	1
Criner	16	151	9.4	17	1
Stewart	8	62	7.8	26	0
Ausberry	7	92	13.1	31	0
Jones	2	11	5.5	7	0
Gordon	2	9	4.5	8	1
Pryor	1	22	22.0	22	0
TEAM	376	4,292	11.4	64t	24
OPPONENTS	347	3,960	11.4	64	28

INTERCEPTIONS

Player	No.	Yds	Avg.	Long	TD
Giordano	2	45	22.5	24	0
Hanson	2	24	12.0	21	0
Adams	2	0	0.0	0	0
Huff	2	0	0.0	0	0
Branch	1	11	11.0	11	0
Burris	1	7	7.0	7	0
Lee	1	4	4.0	4	0
TEAM	11	91	8.3	24	0
OPPONENTS	16	296	18.5	79t	2

PUNTING

Player	No.	Yds	Avg	Net	TB	In	Lg	BLK
Lechler	82	3,826	47.2	39.0	9	21	68	1
TEAM	82	3,826	46.7	39.0	9	21	68	1
OPPONENTS	69	3,171	46.0	42.9	2	26	71	1

PUNT RETURNS

Player	No.	FC	Yds	Avg.	Long	TD
Adams	25	9	139	5.6	47	0
Moore	9	4	32	3.6	19	0
Giordano	0	1	0	---	---	0
Mitchell	0	0	2	---	2	0
TEAM	34	14	173	5.1	47	0
OPPONENTS	45	16	450	10.0	28	0

KICKOFF RETURNS

Player	No.	Yds	Avg.	Long	TD
Francies	20	475	23.8	32	0
Goodson	16	359	22.4	51	0
Stewart	3	43	14.3	16	0
Jones	2	22	11.0	16	0
Reece	1	36	36.0	36	0
TEAM	42	935	22.3	5	0
OPPONENTS	30	868	28.9	105t	2

2012 RAIDERS STATS

2012 DEFENSIVE STATISTICS

Player	TACKLES			INTERCEPTIONS					FUMBLES				
	Total	Solo	Asst	Sk	Yds	No Yds	Lg	TD	PD	FF	FR	Yds	
P.Wheeler	150	98	52	3.0	30.0	0	0	0	6	2	1	0	
T.Branch	146	90	56	0.0	0.0	1	11	11	0	7	0	0	
M.Burris	138	84	54	1.5	11.0	1	7	7	0	3	1	0	
R.McClain	90	59	31	1.0	7.0	0	0	0	3	1	0	0	
L.Houston	77	58	20	4.5	36.5	0	0	0	2	1	1	0	
M.Giordano	76	45	31	0.0	0.0	2	45	24	0	8	0	0	
M.Huff	71	46	25	0.0	0.0	2	0	0	15	0	0	0	
J.Hanson	68	50	18	0.0	0.0	2	24	21	0	6	1	2	
T.Kelly	58	31	27	1.0	8.0	0	0	0	2	0	1	0	
D.Bryant	48	22	26	3.5	22.5	0	0	0	2	1	0	0	
M.Mitchell	47	26	21	1.0	6.0	0	0	0	1	0	0	0	
M.Shaughnessy	42	29	13	3.5	29.5	0	0	0	0	0	0	0	
P.Lee	34	27	7	0.0	0.0	1	4	4	0	8	1	0	
A.Carter	28	18	10	2.5	14.0	0	0	0	0	1	0	0	
R.Seymour	27	16	11	3.0	18.0	0	0	0	3	0	1	0	
O.Gaither	20	10	10	0.0	0.0	0	0	0	0	0	0	0	
R.Bartell	17	13	4	0.0	0.0	0	0	0	5	0	0	0	
P.Adams	16	11	5	0.0	0.0	2	0	0	6	0	0	0	
D.Tollefson	15	10	5	0.5	2.5	0	0	0	0	0	0	0	
B.Ross	14	13	1	0.0	0.0	0	0	0	0	0	0	0	
C.Bilukidi	12	8	4	0.0	0.0	0	0	0	1	0	0	0	
J.Crawford	5	3	2	0.0	0.0	0	0	0	0	0	0	0	
C.Ihenacho	4	3	1	0.0	0.0	0	0	0	0	0	0	0	
S.Spencer	4	3	1	0.0	0.0	0	0	0	1	0	0	0	
T.Goethel	2	1	1	0.0	0.0	0	0	0	0	0	0	0	
C.Chekwa	1	1	0	0.0	0.0	0	0	0	1	0	0	0	
A.Curry	1	1	0	0.0	0.0	0	0	0	0	0	0	0	
C.Francis	0	0	0	0.0	0.0	0	0	0	1	0	0	0	
Grand Total	1,211	776	436	25.0	185.0	11	91	24	0	81	9	6	1

SPECIAL TEAMS STATISTICS

Player	TACKLES					
	Total	Solo	Asst	FF	FR	Blk
T.Jones	12	11	1	0	0	0
R.Gordon	10	10	0	0	0	1
M.Mitchell	8	7	1	0	0	0
K.Clayton	5	5	0	0	0	0
J.Condo	5	4	1	0	1	0
D.Ausberry	5	3	2	0	0	0
C.Francis	3	3	0	0	0	1
C.Chekwa	3	3	0	1	0	0
P.Adams	3	3	0	0	0	0
P.Lee	3	3	0	0	0	0
M.Giordano	3	3	0	0	0	0
B.Ross	3	2	1	0	0	0
B.Myers	2	2	0	0	0	0
M.Goodson	2	2	0	0	0	0
O.Gaither	2	1	1	0	0	0
S.Lechler	1	1	0	0	0	0
V.Soto	1	1	0	0	0	0
R.Streater	1	1	0	0	0	0
J.Hanson	1	1	0	0	0	0
T.Goethel	1	1	0	0	0	0
O.Schmitt	1	1	0	0	0	0
K.Burnett	1	1	0	0	0	0
D.Tollefson	1	1	0	0	0	0
M.Brisiel	1	0	1	0	0	0
C.Carlsisle	1	0	1	0	0	0
D.Bryant	0	0	0	0	0	1
L.Houston	0	0	0	0	0	1
Totals	79	70	9	1	2	3

2012 PLAYER PARTICIPATION

NFL WEEK	1	2	3	4	6	7	8	9	10	11	12	13	14	15	16	17	Season totals			
Player	SD	at Mia	PIT	at Den	at Atl	Jac	at KC	TB	at Bal	NO	at Cin	CLE	DEN	KC	at Car	at SD	GP	GS	DNP	INA
Adams, Phillip	SUB	SUB	SUB	SUB	SUB	SUB	SUB	SUB	SUB	SUB	SUB	SUB	SUB	RCB	RCB	IR	15	2	0	0
Ausberry, David	SUB	SUB	SUB	SUB	SUB	SUB	SUB	SUB	SUB	SUB	SUB	SUB	SUB	SUB	SUB	SUB	16	0	0	0
Bair, Brandon	-	PS	PS	PS	PS	PS	PS	PS	PS	PS	PS	PS	PS	PS	PS	INA	0	0	0	1
Barksdale, Joseph	INA	INA	INA	-	-	-	-	-	-	-	-	-	-	-	-	-	0	0	0	3
Barnes, Khalif	RT	RT	INA	INA	INA	INA	INA	INA	INA	RT	RT	RT	RT	RT	RT	RT	9	9	0	7
Bartell, Ron	LCB	-	-	-	-	-	-	-	-	RCB	RCB	RCB	RCB	RCB	-	-	6	6	0	0
Bergstrom, Tony	INA	INA	DNP	DNP	SUB	DNP	DNP	DNP	SUB	SUB	SUB	SUB	SUB	SUB	SUB	RG	9	1	5	2
Bilukidi, Christo	SUB	SUB	INA	SUB	INA	SUB	SUB	INA	SUB	SUB	SUB	SUB	SUB	SUB	SUB	SUB	13	0	0	3
Branch, Tyvon	SS	SS	SS	SS	SS	SS	SS	SS	SS	INA	SS	SS	SS	SS	SS	INA	14	14	0	2
Brisiel, Mike	RG	RG	RG	RG	RG	RG	RG	RG	RG	RG	RG	RG	RG	RG	RG	INA	15	15	0	1
Bryant, Desmond	SUB	SUB	SUB	SUB	SUB	SUB	SUB	SUB	DT	DT	DT	DT	DT	DT	DT	DT	16	8	0	0
Burnett, Kaelin	PS	PS	PS	PS	PS	PS	PS	PS	PS	PS	PS	SUB	SUB	SUB	SUB	SUB	6	0	0	0
Burris, Miles	WLB	WLB	WLB	SUB	WLB	WLB	WLB	WLB	WLB	WLB	WLB	WLB	WLB	WLB	WLB	WLB	16	15	0	0
Calhoun, Duke	-	-	-	-	-	-	-	-	-	-	-	-	-	-	-	-	0	0	0	0
Carlsisle, Cooper	LG	LG	LG	LG	LG	LG	LG	LG	LG	LG	LG	LG	LG	LG	LG	LG	16	16	0	0
Carswell, Brandon	PS	-	-	-	-	-	-	-	-	-	-	-	-	-	-	-	0	0	0	0
Carter, Andre	-	-	-	INA	SUB	SUB	SUB	SUB	SUB	SUB	SUB	SUB	SUB	SUB	SUB	SUB	12	0	0	1
Chekwa, Chimdi	PS	PS	PS	PS	PS	PS	PS	PS	PS	PS	PS	PS	PS	PS	SUB	SUB	3	0	0	0
Clayton, Keenan	SUB	SUB	SUB	SUB	SUB	SUB	SUB	INA	SUB	SUB	SUB	SUB	SUB	SUB	SUB	SUB	15	0	0	1
Condo, Jon	SUB	SUB	SUB	SUB	SUB	SUB	SUB	SUB	SUB	SUB	SUB	SUB	SUB	SUB	SUB	SUB	16	0	0	0
Crawford, Jack	INA	INA	SUB	SUB	INA	INA	INA	INA	INA	SUB	INA	INA	INA	INA	SUB	DNP	4	0	1	11
Criner, Juron	SUB	INA	INA	SUB	SUB	SUB	SUB	SUB	SUB	SUB	SUB	SUB	SUB	SUB	INA	INA	12	0	0	4
Curry, Aaron	PUP	PUP	PUP	PUP	PUP	PUP	PUP	PUP	-	-	-	-	-	-	-	-	2	0	0	0
Ford, Jacoby	INA	-	-	-	-	-	-	-	-	-	-	-	-	-	-	-	0	0	0	1
Foster, Jason	-	SUB	SUB	SUB	SUB	SUB	SUB	SUB	PS	PS	PS	PS	PS	PS	PS	PS	0	0	0	0
Francies, Coye	-	SUB	SUB	SUB	SUB	SUB	SUB	SUB	SUB	SUB	SUB	SUB	SUB	SUB	SUB	SUB	15	0	0	0



2012 PLAYER PARTICIPATION

NFL WEEK Player	1	2	3	4	6	7	8	9	10	11	12	13	14	15	16	17	Season totals			
	SD	at Mia	PIT	at Den	at Atl	Jac	at KC	TB	at Bal	NO	at Cin	CLE	DEN	KC	at Car	at SD	GP	GS	DNP	INA
Gaither, Omar	-	-	-	-	-	-	-	-	-	-	-	-	-	-	-	-	7	4	0	0
Giordano, Matt	SUB	SUB	FS	FS	FS	FS	FS	FS	FS	FS	FS	SUB	FS	FS	FS	FS	16	13	0	0
Goethel, Travis	SUB	SUB	SUB	SUB	SUB	SUB	SUB	INA	SUB	SUB	-	-	-	-	-	-	8	0	0	1
Goodson, Mike	SUB	SUB	SUB	SUB	SUB	SUB	SUB	SUB	SUB	INA	INA	INA	SUB	SUB	SUB	SUB	12	0	0	4
Gordon, Richard	SUB	2TE	SUB	INA	INA	INA	SUB	SUB	SUB	SUB	SUB	SUB	SUB	SUB	SUB	SUB	13	1	0	3
Guess, Nick	-	INA	-	-	-	-	-	-	-	-	-	-	-	-	-	-	0	0	0	0
Gurley, Tori	-	-	-	PS	-	-	-	-	-	-	-	-	-	-	-	-	0	0	0	0
Hagan, Derek	SUB	SUB	SUB	WR	SUB	SUB	SUB	SUB	SUB	WR	SUB	SUB	INA	INA	SUB	SUB	14	2	0	2
Hanson, Joselio	SUB	SUB	SUB	5DB	SUB	SUB	5DB	5DB	SUB	SUB	SUB	FS	5DB	SUB	SUB	SUB	16	5	0	0
Harris, Jerrell	-	-	-	-	-	-	-	-	-	-	-	PS	PS	PS	PS	PS	0	0	0	0
Heyward-Bey, Darrius	WR	WR	WR	INA	WR	WR	WR	WR	WR	SUB	WR	WR	WR	WR	WR	WR	15	13	0	1
Houston, Lamarr	LE	LE	LE	LE	LE	LE	LE	LE	LE	LE	LE	LE	LE	LE	LE	LE	16	16	0	0
Huff, Michael	FS	FS	LCB	LCB	LCB	LCB	LCB	LCB	LCB	LCB	LCB	LCB	LCB	LCB	LCB	LCB	16	16	0	0
Hurd, Zach	-	-	-	-	-	-	-	-	-	-	-	-	-	-	-	-	0	0	0	0
Ihenacho, Carl	SUB	SUB	SUB	PS	PS	-	-	-	-	-	-	-	-	-	-	-	3	0	0	0
Janikowski, Sebastian	SUB	SUB	SUB	SUB	SUB	SUB	SUB	SUB	SUB	SUB	SUB	SUB	SUB	SUB	SUB	SUB	16	0	0	0
Jones, Taiwan	SUB	SUB	SUB	SUB	SUB	INA	INA	INA	SUB	SUB	SUB	SUB	SUB	SUB	SUB	SUB	14	0	0	2
Kelly, Tommy	NT	NT	NT	NT	NT	NT	NT	NT	NT	NT	NT	NT	NT	NT	NT	NT	16	16	0	0
King, Marquette	-	-	-	-	-	-	-	-	-	-	-	-	-	-	-	-	0	0	0	0
Kurn, Mario	-	-	-	-	-	-	-	-	-	-	-	-	-	-	-	-	0	0	0	0
Lechler, Shane	SUB	SUB	SUB	SUB	SUB	SUB	SUB	SUB	SUB	SUB	SUB	SUB	SUB	SUB	SUB	SUB	16	0	0	0
Lee, Pat	SUB	LCB	RCB	RCB	RCB	RCB	RCB	RCB	-	-	-	-	-	-	-	-	8	7	0	0
Leinart, Matt	DNP	DNP	DNP	DNP	DNP	DNP	DNP	DNP	SUB	DNP	DNP	DNP	DNP	DNP	SUB	DNP	2	0	14	0
McClain, Rolando	MLB	MLB	MLB	MLB	MLB	MLB	SUB	SUB	MLB	MLB	MLB	SUSP	SUSP	INA	INA	INA	11	9	0	3
McFadden, Darren	RB	RB	RB	RB	RB	RB	RB	RB	INA	INA	INA	INA	RB	RB	RB	RB	12	12	0	4
Meatoga, Vaughn	PS	-	PS	-	-	-	-	-	-	-	-	-	-	-	-	-	0	0	0	0
Miller, Colin	PS	PS	PS	PS	PS	PS	-	-	-	-	-	-	-	-	-	-	0	0	0	0
Mitchell, Mike	SUB	SUB	SUB	SUB	SUB	SUB	SUB	SUB	SUB	SS	SUB	SUB	SUB	SUB	SUB	SS	16	2	0	0
Mondek, Nick	-	-	-	PS	-	-	-	-	-	-	-	-	-	-	-	-	0	0	0	0
Moore, Denarius	INA	WR	WR	WR	WR	WR	WR	WR	WR	WR	WR	WR	WR	WR	WR	WR	15	15	0	1
Myers, Brandon	TE	TE	TE	TE	TE	TE	TE	TE	TE	TE	TE	TE	TE	TE	TE	TE	16	16	0	0
Nelms, Cory	-	-	-	-	-	-	-	-	-	PS	PS	PS	PS	PS	PS	PS	1	0	0	0
Nix, Lucas	INA	INA	INA	INA	INA	INA	INA	INA	INA	INA	INA	INA	INA	INA	INA	SUB	1	0	0	15
Olawale, Jamize	-	-	-	-	-	-	-	-	-	-	-	-	INA	SUB	SUB	SUB	3	0	0	1
Owusu-Ansah, Akwasi	-	-	PS	-	PS	PS	PS	-	-	-	-	-	-	PS	PS	PS	0	0	0	0
Palmer, Carson	QB	QB	QB	QB	QB	QB	QB	QB	QB	QB	QB	QB	QB	QB	QB	INA	15	15	0	1
Parsons, Alex	C	SUB	SUB	SUB	SUB	SUB	SUB	SUB	SUB	SUB	SUB	SUB	SUB	SUB	SUB	SUB	16	1	0	0
Pryor, Terrelle	INA	INA	INA	INA	INA	INA	INA	INA	INA	INA	INA	DNP	DNP	SUB	SUB	QB	3	1	2	11
Reece, Marcel	FB	SUB	FB	FB	FB	SUB	FB	FB	RB	RB	RB	RB	FB	FB	FB	FB	16	14	0	0
Ross, Brandian	-	SUB	SUB	SUB	SUB	SUB	SUB	SUB	SUB	SUB	SUB	SUB	SUB	SUB	SUB	RCB	14	1	0	0
Schmitt, Owen	SUB	SUB	SUB	SUB	SUB	SUB	SUB	SUB	FB	FB	FB	FB	SUB	-	-	-	13	4	0	0
Session, Travionte	PS	PS	PS	PS	PS	PS	PS	PS	PS	PS	PS	PS	PS	PS	PS	PS	0	0	0	0
Seymour, Richard	DT	DT	DT	DT	DT	DT	DT	DT	DT	INA	INA	INA	INA	INA	INA	IR	8	8	0	7
Shaughnessy, Matt	RE	RE	RE	RE	RE	RE	RE	RE	RE	RE	RE	RE	RE	RE	RE	RE	16	16	0	0
Shuler, Mickey	-	-	-	-	-	PS	PS	PS	PS	PS	PS	PS	PS	PS	PS	PS	0	0	0	0
Slowey, Jason	-	-	-	-	-	PS	PS	PS	PS	PS	PS	PS	PS	PS	PS	PS	0	0	0	0
Smith, Willie	SUB	SUB	RT	RT	RT	RT	RT	RT	RT	INA	INA	INA	INA	INA	INA	DNP	9	7	1	6
So'oto, Vic	-	-	-	DNP	RT	SUB	SUB	SUB	SUB	-	-	-	-	-	-	-	4	0	1	0
Spencer, Shawntae	RCB	RCB	INA	INA	INA	INA	INA	INA	-	-	-	-	-	-	-	-	2	2	0	6
Stewart, Jeremy	PS	PS	PS	PS	PS	PS	PS	PS	SUB	SUB	SUB	SUB	INA	INA	INA	INA	4	0	0	4
Streater, Rod	WR	SUB	SUB	SUB	SUB	3WR	SUB	SUB	SUB	SUB	SUB	SUB	SUB	SUB	SUB	SUB	16	2	0	0
Stupar, Nathan	PS	-	-	-	-	-	-	-	-	-	-	-	-	-	-	-	0	0	0	0
Tollefson, David	SUB	SUB	SUB	SUB	SUB	SUB	SUB	SUB	SUB	SUB	SUB	SUB	SUB	SUB	INA	SUB	15	0	0	1
Veldheer, Jared	LT	LT	LT	LT	LT	LT	LT	LT	LT	LT	LT	LT	LT	LT	LT	LT	16	16	0	0
Wheeler, Philip	SLB	SLB	SLB	SLB	SLB	SLB	SLB	SLB	SLB	SLB	SLB	SLB	SLB	SLB	SLB	SLB	16	16	0	0
Wisniewski, Stefen	DNP	C	C	C	C	C	C	C	C	C	C	C	C	C	C	C	15	15	1	0

SUB - Substitute
 INA - Inactive
 PS - Practice squad
 2TE - Two tight ends



2012 SINGLE-GAME BESTS

SINGLE-GAME BESTS - INDIVIDUAL

Yards Rushing

114 Darren McFadden
Oct. 28 at KC

Rushing Attempts

30 Darren McFadden
Dec. 16 vs. KC

Longest Run

64 Darren McFadden
Sept. 23 vs. Pit.

Rushing Touchdowns

1 Darren McFadden
Sept. 23 vs. Pit.
Darren McFadden
Oct. 14 at Atl.
Carson Palmer
Oct. 21 vs. Jac.
Terrelle Pryor
Dec. 30 at SD

Yards Passing

414 Carson Palmer
Nov. 4 vs. TB

Pass Attempts

61 Carson Palmer
Nov. 4 vs. TB

Pass Completions

39 Carson Palmer
Nov. 4 vs. TB

Longest Completion

64 Palmer to Goodson
Sept. 16 at Mia.
Palmer to Streater
Dec. 2 vs. Cle.

Touchdown Passes

3 Carson Palmer
Nov. 4 vs. TB

Receptions

14 Brandon Myers
Dec. 2 vs. Cle.

Receiving Yards

130 Brandon Myers
Dec. 2 vs. Cle.

Longest Reception

64 Mike Goodson
Sept. 16 at Mia.
Rod Streater
Dec. 2 vs. Cle.

Touchdown Receptions

2 Brandon Myers
Dec. 2 vs. Cle.

Total Yards From Scrimmage

193 Marcel Reece
Nov. 18 vs. NO

Most FGs Attempted

6 Sebastian Janikowski
Dec. 16 vs. KC

Most FGs Made

5 Sebastian Janikowski
Dec. 16 vs. KC

Longest FG Attempted

64 Sebastian Janikowski
Oct. 21 vs. Jac.

Longest FG Made

57 Sebastian Janikowski
Dec. 16 vs. KC

Most Punts

9 Shane Lechler
Sept. 16 at Mia.

Punting Average

57.0 Shane Lechler
Sept. 16 at Mia.

Longest Punt

68 Shane Lechler
Sept. 30 at Den.

Longest Punt Return

47 Phillip Adams
Sept. 16 at Mia.

Longest Kickoff Return

51 Mike Goodson
Sept. 23 vs. Pit.

Sacks

1.5 Lamarr Houston
Dec. 30 at SD

Interceptions

1 11 times by seven
players

Longest INT Return

24 Matt Giordano
Dec. 2 vs. Cle.

SINGLE-GAME BESTS - TEAM

OFFENSE

Total First Downs

25 Nov. 4 vs. TB
Dec. 2 vs. Cle.

First Downs Rushing

10 Dec. 16 vs. KC

First Downs Passing

20 Dec. 2 vs. Cle.

First Downs Penalty

4 Nov. 4 vs. TB

Total Net Yards

474 Oct. 14 at Atl.

Yards Rushing

203 Dec. 16 vs. KC

Rushing Attempts

45 Dec. 16 vs. KC

Rushing Average

5.7 Sept. 23 vs. Pit.

Rushing Touchdowns

1 Four times

Net Yards Passing

402 Nov. 4 vs. TB

Passing Attempts

62 Nov. 4 vs. TB

Passing Completions

40 Nov. 4 vs. TB

Passing Touchdowns

4 Nov. 4 vs. TB

Most Points Scored

34 Sept. 23 vs. Pit.

Time of Possession

40:06 Dec. 16 vs. KC

Third-Down Conversions

9 Dec. 2 vs. Cle.

Fourth-Down Conversions

1 Four times

DEFENSE

First Downs Allowed

7 Dec. 16 vs. KC

First Downs Rushing

0 Dec. 16 vs. KC

First Downs Passing

5 Dec. 16 vs. KC

First Downs By Penalty

0 Sept. 23 vs. Pit.
Nov. 25 at Cin.

Total Yards Allowed

118 Dec. 16 vs. KC

Rushing Yards Allowed

10 Dec. 16 vs. KC

Passing Yards Allowed

109 Dec. 16 vs. KC

Third-Down Conversions Allowed

1 Oct. 23 vs. Jac.

Dec. 16 vs. KC

Most Sacks

41 Dec. 16 vs. KC

Most Interceptions

3 Oct. 14 at Atl.

Most Fumbles Forced

4 Oct. 23 vs. Pit.

Time of Possession Allowed

19:54 Dec. 16 vs. KC

Points Allowed

0 Dec. 16 vs. KC



CHARGERS 22, RAIDERS 14

O.co Coliseum; Monday, Sept. 10, 2012; Attendance: 61,896; Time: 3:06; Weather: 67°F; clear and sunny, 59% humidity, wind WNW 11 mph

OAKLAND (AP) — The San Diego Chargers capitalized on three botched punts following an injury to Oakland's long snapper to beat the Raiders 22-14.

Philip Rivers threw for 231 yards and a 6-yard touchdown to Malcom Floyd in a turnover-free game as San Diego won despite starting undrafted rookie Mike Harris at left tackle and missing starting running back Ryan Mathews and receiver Vincent Brown to injuries. San Diego protected Harris by throwing short often with 16 of Rivers' 24 completions going to running backs and tight ends. Rivers was sacked just once and did not turn the ball over after having 20 interceptions a year ago. Oakland had its own problems with injuries. The absence of deep-threat receivers Denarius Moore (hamstring) and Jacoby Ford (left foot) left Carson Palmer mostly throwing underneath to Darren McFadden, who caught a career-high 13 passes. A head injury to Pro Bowl long snapper Jon Condo in the second quarter proved to be even more significant when backup long snapper Travis Goethel had to fill in. Early in the third quarter, the Raiders lined up to go for it on fourth-and-2 from the San Diego 48. But after a penalty for 12 men in the huddle, Oakland decided to punt. Goethel, who last snapped in high school, rolled one back to Lechler, who was tackled for a loss, giving San Diego the ball at the Raiders 39. That set up a 28-yard field goal by Kaeding. After Oakland was stopped on its next drive, Lechler set up closer to Goethel, whose snap made it back in the air. But Dante Rosario broke through for the first block against Lechler since 2006 — a year before Condo joined the team. The Chargers once again had to settle for a short field goal and led 16-6 heading into the fourth quarter.

SCORE BY QUARTER

	1	2	3	4	OT	Total
San Diego	3	7	6	6	-	22
Oakland	3	3	0	8	-	14

Rivers hit Floyd on a 23-yarder on a drive that was extended by three Oakland penalties that gave San Diego a first down, including two offside penalties by Tommy Kelly on third down. Rivers capped the drive by escaping pressure and finding Floyd for a TD.

SCORING SUMMARY

Raiders	1	4:56	S.Janikowski 51 yd. Field Goal (7-33, 2:55)	0	3
Chargers	1	1:00	N.Kaeding 23 yd. Field Goal (9-74, 3:56)	3	3
Chargers	2	3:10	M.Floyd 6 yd. pass from P.Rivers (N.Kaeding kick) (13-90, 8:06)	10	3
Raiders	2	0:04	S.Janikowski 19 yd. Field Goal (14-78, 3:06)	10	6
Chargers	3	6:01	N.Kaeding 28 yd. Field Goal (7-29, 2:42)	13	6
Chargers	3	1:49	N.Kaeding 19 yd. Field Goal (4-7, 2:31)	16	6
Chargers	4	12:48	N.Kaeding 41 yd. Field Goal (9-32, 3:02)	19	6
Chargers	4	5:06	N.Kaeding 45 yd. Field Goal (8-15, 4:46)	22	6
Raiders	4	0:54	R.Streater 2 yd. pass from C.Palmer (C.Palmer-R.Streater pass) (12-80, 4:12)	22	14

SAN DIEGO CHARGERS

RUSHING	ATT	YDS	AVG	LG	TD
C. Brinkley	10	12	1.2	6	0
E. Royal	2	12	6.0	11	0
R. Brown	5	5	1.0	4	0
L. McClain	2	5	2.5	4	0
P. Rivers	1	-2	-2.0	-2	0
Total	20	32	1.6	11	0

PASSING	ATT	CMP	YDS	SK/YD	TD	LG	IN
P.Rivers	33	24	231	1/5	1	46	0
Total	33	24	231	1/5	1	46	0

RECEIVING	TAR	REC	YDS	AVG	LG	TD
R. Brown	5	5	26	5.2	7	0
M. Floyd	6	4	66	16.5	25	1
A. Gates	8	4	43	10.8	17	0
L. McClain	4	4	15	3.8	7	0
C. Brinkley	5	3	28	9.3	12	0
R. Meachem	2	2	29	14.5	46	0
E. Royal	2	2	4	2.0	7	0
D. Rosario	1	0	0	0.0	0	0
Total	33	24	231	9.6	46	1

INTERCEPTIONS	NO	YDS	AVG	LG	TD
Total	0	0	0.0	0	0

PUNTING	NO	YDS	AVG	NET	TB	IN20	LG
M. Scifres	3	163	54.3	49.3	0	2	55
Total	3	163	54.3	49.3	0	2	55

P.RETURNS	NO	YDS	AVG	FC	LG	TD
E. Royal	2	18	9.0	0	14	0
Total	2	18	9.0	0	14	0

K.RETURNS	NO	YDS	AVG	FC	LG	TD
R. Goodman	3	76	25.3	0	34	0
M. Ingram	1	0	0.0	0	0	0
Total	4	76	19.0	0	34	0

OAKLAND RAIDERS

RUSHING	ATT	YDS	AVG	LG	TD
D. McFadden	15	32	2.1	8	0
M. Goodson	2	13	6.5	11	0
S. Lechler	2	0	0.0	0	0
M. Reece	1	0	0.0	0	0
Total	20	45	2.3	11	0

PASSING	ATT	CMP	YDS	SK/YD	TD	LG	IN
C. Palmer	46	32	297	3/21	1	26	0
Total	46	32	297	3/21	1	26	0

RECEIVING	TAR	REC	YDS	AVG	LG	TD
D. McFadden	18	13	86	6.6	17	0
B. Myers	5	5	65	12.0	26	0
D. Hagan	5	4	44	11.0	17	0
R. Streater	10	4	27	6.8	13	1
D. Heyward-Bey	5	3	43	14.3	21	0
M. Reece	2	2	20	10.0	15	0
D. Ausberry	1	1	12	12.0	12	0
Total	46	32	297	9.3	26	1

INTERCEPTIONS	NO	YDS	AVG	LG	TD
Total	0	0	0.0	0	0

PUNTING	NO	YDS	AVG	NET	TB	IN20	LG
S. Lechler	2	114	57.0	32.0	0	0	62
[BLOCKED]	1	0	0.0	0	0	0	0
Total	3	114	38.0	32.0	0	0	62

P.RETURNS	NO	YDS	AVG	FC	LG	TD
P. Adams	1	15	15.0	1	15	0
[DOWNED]	1	0	0.0	0	0	0
Total	1	15	15.0	1	15	0

K.RETURNS	NO	YDS	AVG	FC	LG	TD
T. Jones	1	6	6.0	0	6	0
[TOUCHBACK]	6	0	0.0	0	0	0
Total	1	6	6.0	0	6	0

TOTAL FIRST DOWNS	15	21
By Rushing	1	3
By Passing	11	15
By Penalty	3	3
THIRD DOWN EFFICIENCY	5-13-38%	5-15-33%
FOURTH DOWN EFFICIENCY	0-0-0%	0-2-0%
TOTAL NET YARDS	258	321
Total Plays (inc. times thrown passing)	54	69
Average gain per offensive play	4.8	4.7
NET YARDS RUSHING	32	45
Total Rushing Plays	20	20
Average gain per rushing play	1.6	2.3
Tackles for a loss-number and yards	3-9	2-14
NET YARDS PASSING	226	276
Times thrown - yards lost attempting to pass	1-5	3-21
Gross yards passing	231	297
PASS ATT-COM-INT	33-24-0	46-32-0
Avg gain per pass play (inc.# thrown passing)	6.6	5.6
PUNTS Number and Average	3-54.3	3-38.0
Had Blocked	0	1
FGs - PATs Had Blocked	0-0	0-0
Net Punting Average	49.3	32.0
TOTAL RET. YARDAGE (Not Incl. Kickoffs)	18	15
No. and Yards Punt Returns	2-18	1-15
No. and Yards Kickoff Returns	4-76	1-6
No. and Yards Interception Returns	0-0	0-0
PENALTIES Number and Yards	9-78	6-35
FUMBLES Number and Lost	0-0	4-1
TOUCHDOWNS	1	1
Rushing	0	0
Passing	1	1
EXTRA POINTS Made-Attempts	1-1	1-1
Kicking Made-Attempts	1-1	0-0
FIELD GOALS Made-Attempts	5-5	2-2
RED ZONE EFFICIENCY	1-5-20%	1-2-50%
GOAL TO GO EFFICIENCY	1-3-33%	1-1-100%
SAFETIES	0	0

Field Goals (made () & missed)

S. Janikowski (51/19)
N. Kaeding (23/28)(19/41)(45)

RAIDERS STARTERS

OFFENSE	DEFENSE
WR 80 R. Streater	RE 77 M. Shaughnessy
LT 68 J. Veldheer	DT 92 R. Seymour
LG 66 C. Carlisle	NT 93 T. Kelly
C 67 A. Parsons	LE 99 L. Houston
RG 65 M. Brisiel	VLB 56 M. Burris
RT 69 K. Barnes	MLB 55 R. McClain
WR 85 D. Heyward-Bey	SLB 52 P. Wheeler
TE 83 B. Myers	CB 36 S. Spencer
QB 3 C. Palmer	CB 21 R. Bartell
FB 45 M. Reece	FS 24 M. Huff
RB 20 D. McFadden	SS 33 T. Branch

CHARGERS STARTERS

OFFENSE	DEFENSE
WR 80 M. Floyd	DE 94 C. Liuget
LT 79 M. Harris	DT 90 A. Franklin
LG 69 T. Green	DE 92 V. Martin
C 61 N. Hardwick	LB 95 S. Phillips
RG 65 L. Vasquez	LB 51 T. Spikes
RT 66 J. Clary	LB 56 D. Butler
TE 85 A. Gates	LB 96 J. Johnson
WR 81 R. McMichael	CB 20 A. Carson
QB 17 P. Rivers	CB 23 Q. Jammer
FB 33 L. McClain	S 26 A. Bigby
HB 30 R. Brown	S 32 E. Weddle

Referee: Jim Core (20)



DOLPHINS 35, RAIDERS 13

Sun Life Stadium; Sunday, Sept. 16, 2012; Attendance: 54,245; Time: 3:10; Weather: 80°F; clear and sunny, 75% humidity, wind E 8 mph

MIAMI (AP) -- Reggie Bush ran for 172 yards and two touchdowns, and the Dolphins won a home opener for the first time since 2005 by beating the Oakland Raiders 35-13.

Ryan Tannehill threw his first NFL touchdown pass, ran for another and avoided any turnovers after tossing three interceptions in his pro debut a week earlier.

Bush broke four tackles on a 23-yard touchdown run that put the Dolphins ahead to stay in the third quarter. After they forced a punt, Bush struck again, this time on a 65-yard scoring run. Far from home on a sweltering afternoon, the Raiders wilted down the stretch. Miami employed a no-huddle approach most of the game and pulled away in the final 20 minutes by mounting touchdown drives of 80, 80 and 75 yards.

Carson Palmer threw for 373 yards, but the Raiders were plagued by poor field position and managed only one touchdown -- when backup running back Mike Goodson took a swing pass and turned it into a 64-yard score.

Darren McFadden was held to 22 yards rushing and 19 receiving. The Raiders were only 1-for-12 on third-down conversions, and they had no takeaways. Tannehill went 18 for 30 for 200 yards, including a 14-yard touchdown pass to Anthony Fasano. But the rookie's first throw came as he was being tackled: Parallel to the ground, he side armed a completion for a 3-yard gain. He hit Brian Hartline nine times for 111 yards.

Bush had a career-high 26 carries and added three receptions for 25 yards. Lamar Miller carried 10 times in his NFL debut for 65 yards, including a 15-yard score to seal the victory.

The Dolphins trailed 10-7 in the third quarter before finally taking advantage of superior field position, when they had the Raiders pinned at their 1 and forced a punt that gave them the ball at the Oakland 44.



SCORE BY QUARTER						
	1	2	3	4	OT	Total
Oakland	7	3	0	3	-	13
Miami	7	0	14	14	-	35

	Oak	Mia
TOTAL FIRST DOWNS	18	24
By Rushing	1	12
By Passing	15	11
By Penalty	2	1
THIRD DOWN EFFICIENCY	1-12-8%	9-17-53%
FOURTH DOWN EFFICIENCY	0-0-0%	1-1-100%
TOTAL NET YARDS	396	452
Total Plays (inc. times thrown passing)	62	74
Average gain per offensive play	6.4	6.1
NET YARDS RUSHING	23	263
Net Rushing Plays	14	43
Average gain per rushing play	1.6	6.1
Tackles for a loss-number and yards	1-6	3-5
NET YARDS PASSING	373	189
Times thrown - yards lost attempting to pass	0-0	1-11
Gross yards passing	373	200
PASS ATT-COM-INT	48-24-1	30-18-0
Avg gain per pass play (inc.#throw passing)	7.8	6.1
PUNTS Number and Average	9-46.9	7-49.7
Had Blocked	0	0
FGs - PATs Had Blocked	0-0	0-0
Net Punting Average	35.2	41.4
TOTAL RET.YARDAGE (Not Incl. Kickoffs)	58	93
No. and Yards Punt Returns	5-58	6-85
No. and Yards Kickoff Returns	3-54	0-0
No. and Yards Interception Returns	0-0	1-8
PENALTIES Number and Yards	5-42	3-21
FUMBLES Number and Lost	1-0	0-0
TOUCHDOWNS	1	5
Rushing	0	4
Passing	1	1
EXTRA POINTS Made-Attempts	1-1	5-5
Kicking Made-Attempts	1-1	5-5
FIELD GOALS Made-Attempts	2-2	0-0
RED ZONE EFFICIENCY	0-2-0%	3-3-100%
GOAL TO GO EFFICIENCY	0-1-0%	1-1-100%
SAFETIES	0	0

SCORING SUMMARY

Dolphins	1	9:19	R.Tannehill 2 yd. run (D.Carpenter kick) (12-80, 5:41)	0	7
Raiders	1	0:11	M.Goodson 64 yd. pass from C.Palmer (S.Janikowski kick)(6-92, 3:17)	7	7
Raiders	2	0:46	S.Janikowski 25 yd. Field Goal (12-81, 2:47)	10	7
Dolphins	3	7:57	R.Bush 23 yd. run (D.Carpenter kick) (4-44, 1:37)	10	14
Dolphins	3	3:52	R.Bush 65 yd. run (D.Carpenter kick) (3-80, 1:22)	10	21
Raiders	4	14:50	S.Janikowski 27 yd. Field Goal (5-15, 1:25)	13	21
Dolphins	4	11:45	A.Fasano 14 yd. pass from R.Tannehill (D.Carpenter kick)(8-80, 3:05)	13	28
Dolphins	4	5:06	L.Miller 15 yd. run (D.Carpenter kick) (8-75, 5:18)	13	35

OAKLAND RAIDERS						
RUSHING	ATT	YDS	AVG	LG	TD	
D.McFadden	11	22	2.0	4	0	
C.Palmer	2	7	3.5	7	0	
M.Goodson	1	-6	-6.0	-6	0	
Total	14	23	1.6	7	0	
PASSING	ATT	CMP	YDS	SK/YD	TD	LG
C.Palmer	48	24	373	0/0	1	64
Total	48	24	373	0/0	1	64

MIAMI DOLPHINS						
RUSHING	ATT	YDS	AVG	LG	TD	
R.Bush	26	172	6.6	65	2	
L.Miller	10	65	6.5	19	1	
R.Tannehill	3	14	4.7	13	1	
J.Lane	4	12	3.0	4	0	
Total	43	263	6.1	65	4	
PASSING	ATT	CMP	YDS	SK/YD	TD	LG
R.Tannehill	30	18	200	1/11	1	25
Total	30	18	200	1/11	1	25

RECEIVING	TAR	REC	YDS	AVG	LG	TD
B.Myers	6	6	86	14.3	21	0
D.Heyward-Bey	8	4	41	10.3	19	0
M.Goodson	3	3	83	27.7	64	1
D.Moore	8	3	67	22.3	31	0
D.McFadden	7	2	19	9.5	13	0
R.Streater	4	2	19	9.5	13	0
M.Reece	3	2	17	8.5	14	0
D.Ausberry	3	1	31	31.0	31	0
D.Hagan	2	1	10	10.0	10	0
R.Gordon	4	0	0.0	0.0	0	0
Total	48	24	373	15.5	64	1

RECEIVING	TAR	REC	YDS	AVG	LG	TD
B.Hartline	12	9	111	12.3	21	0
D.Bess	6	3	43	14.3	21	0
R.Bush	4	3	25	8.3	25	0
A.Fasano	3	2	19	9.5	14	1
C.Clay	3	1	2	2.0	2	0
L.Naane	1	0	0.0	0.0	0	0
Total	29	18	200	11.1	25	1

INTERCEPTIONS	NO	YDS	AVG	LG	TD
Total	0	0	0.0	0	0

INTERCEPTIONS	NO	YDS	AVG	LG	TD
R.Jones	1	8	8.0	8	0
Total	1	8	8.0	8	0

PUNTING	NO	YDS	AVG	NET	TB	IN20	LG
S.Lechler	9	422	46.9	35.2	1	1	60
Total	9	422	46.9	35.2	1	1	60

PUNTING	NO	YDS	AVG	NET	TB	IN20	LG
B.Fields	6	319	53.2	43.5	0	4	59
D.Carpenter	1	29	29.0	29.0	0	1	29
Total	7	348	49.7	41.4	0	5	59

P. RETURNS	NO	YDS	AVG	FC	LG	TD
P.Adams	5	58	11.6	1	47	0
[DOWNED]	1	0	0.0	0	0	0
Total	5	58	11.6	1	47	0
K. RETURNS	NO	YDS	AVG	FC	LG	TD
M.Goodson	2	41	20.5	0	25	0
C.Francis	1	13	13.0	0	13	0
[TOUCHBACK]	3	0	0.0	0	0	0
Total	3	54	18.0	0	25	0

P. RETURNS	NO	YDS	AVG	FC	LG	TD
M.Thigpen	5	74	14.8	0	21.0	0
D.Bess	1	11	11.0	2	11.0	0
[TOUCHBACK]	1	0	0.0	0	0	0
Total	6	85	14.2	2	21.0	0
K. RETURNS	NO	YDS	AVG	FC	LG	TD
[TOUCHBACK]	4	0	0.0	0	0	0
Total	4	0	0.0	0	0	0

Field Goals (made /) & missed)
S.Janikowski (25/27)

RAIDERS STARTERS

OFFENSE	DEFENSE
WR 17 D. Moore	RE 77 M. Shaughnessy
LT 68 J. Veldheer	DT 92 R. Seymour
LG 66 C. Carlisle	NT 93 T. Kelly
C 61 S. Wisniewski	LE 99 L. Houston
RG 65 M. Brisiel	VLB 56 M. Burris
RT 69 K. Barnes	MLB 55 R. McClain
WR 85 D. Heyward-Bey	SLB 52 P. Wheeler
TE 83 B. Myers	CB 36 S. Spencer
QB 3 C. Palmer	CB 26 P. Lee
TE 82 R. Gordon	FS 24 M. Huff
RB 20 D. McFadden	SS 33 T. Branch

DOLPHINS STARTERS

OFFENSE	DEFENSE
WR 82 B. Hartline	DE 98 J. Odrick
LT 77 J. Long	DT 94 R. Starks
LG 68 R. Incognito	DT 96 P. Soliai
C 51 M. Pouncey	RE 91 C. Wake
RG 74 J. Jerry	LB 56 K. Burnett
RT 71 J. Martin	LB 58 K. Danby
TE 80 A. Fasano	LB 55 K. Misi
WR 15 D. Bess	CB 24 S. Smith
QB 17 R. Tannehill	CB 31 R. Marshall
RB 22 R. Bush	S 30 C. Clemmons
FB 41 J. Lane	S 20 R. Jones

Referee: Mike Shepherd (96)



RAIDERS 34, STEELERS 31

O.co Coliseum; Sunday, Sept. 23, 2012; Attendance: 62,373; Time: 3:39; Weather: 69°F; clear and sunny, 53% humidity, wind WNW 10 mph

OAKLAND (AP) — Sebastian Janikowski kicked a 43-yard field goal on the last play and the Raiders scored the final 13 points after Darius Heyward-Bey was knocked out and hospitalized by a scary hit to beat the Pittsburgh Steelers 34-31.

Carson Palmer followed the Heyward-Bey injury by throwing his third touchdown pass and Janikowski kicked two field goals to beat the Steelers (1-2). The Raiders took over at their 25 with the game tied and 1:42 remaining. Palmer got the drive going with a 24-yard pass to Brandon Myers on third-and-10 and then hit Derek Hagan on a 17-yard pass down to the Pittsburgh 26 with 27 seconds left. Oakland then ran down the clock to set up Janikowski's winning kick that sent the crowd into delirium less than an hour after silence overtook the stadium when Heyward-Bey was injured. Heyward-Bey managed to raise his right hand while being taken off the field on a cart to go to the hospital.

Four plays later, Palmer eluded pressure and found Denarius Moore on a 6-yard touchdown pass that brought Oakland within 31-28 early in the fourth quarter. Raiders cornerback Pat Lee then forced a fumble downfield by Pittsburgh receiver Antonio Brown that Philip Wheeler recovered at the Oakland 36. Palmer then drove the Raiders down the field and they tied the game on a 32-yard field goal by Janikowski with 6:30 to play.

Darren McFadden ran for 113 yards, including a 64-yard TD burst in the first quarter that surpassed his rushing total from the first two games of the season combined. Palmer overcame an interception on the first play of the game to go 24 for 34 for 209 yards and three touchdowns, including a 3-yarder to Heyward-Bey late in the first half.



SCORE BY QUARTER						
	1	2	3	4	OT	Total
Pittsburgh	14	3	14	0	-	31
Oakland	7	7	7	13	-	34

	Pitt	Oak
TOTAL FIRST DOWNS	24	21
By Rushing	6	4
By Passing	18	15
By Penalty	0	2
THIRD DOWN EFFICIENCY	8-14-57%	7-12-58%
FOURTH DOWN EFFICIENCY	2-2-100%	0-0-0%
TOTAL NET YARDS	433	321
Total Plays (inc. times thrown passing)	70	56
Average gain per offensive play	6.2	5.7
NET YARDS RUSHING	54	119
Total Rushing Plays	20	21
Average gain per rushing play	2.7	5.7
Tackles for a loss-number and yards	2-5	3-4
NET YARDS PASSING	379	202
Times thrown - yards lost attempting to pass	1-5	1-7
Gross yards passing	384	209
PASS ATT-COM-INT	49-36-0	34-24-1
Avg gain per pass play (inc.# thrown passing)	7.6	5.8
PUNTS Number and Average	3-36.0	3-51.7
Had Blocked	0	0
FGs - PATs Had Blocked	0-0	0-0
Net Punting Average	34.3	44.3
TOTAL RET. YARDAGE (Not Incl. Kickoffs)	48	5
No. and Yards Punt Returns	2-22	1-5
No. and Yards Kickoff Returns	2-44	2-87
No. and Yards Interception Returns	1-26	0-0
PENALTIES Number and Yards	10-81	3-25
FUMBLES Number and Lost	4-2	0-0
TOUCHDOWNS	4	4
Rushing	0	1
Passing	4	3
EXTRA POINTS Made-Attempts	4-4	4-4
Kicking Made-Attempts	4-4	4-4
FIELD GOALS Made-Attempts	1-1	2-2
RED ZONE EFFICIENCY	3-4-75%	3-4-75%
GOAL TO GO EFFICIENCY	3-3-100%	3-3-100%
SAFETIES	0	0

SCORING SUMMARY

Steelers	1	11:33	H.Miller	4 yd. pass from B.Roethlisberger (S.Suisham kick)	(7-36, 3:06)	7	0
Raiders	1	10:33	D.McFadden	64 yd. run (S.Janikowski kick)	(3-80, 1:00)	7	7
Steelers	1	3:49	H.Miller	4 yd. pass from B.Roethlisberger (S.Suisham kick)	(12-81, 6:44)	14	7
Raiders	2	1:54	D.Heyward-Bey	3 yd. pass from C.Palmer (S.Janikowski kick)	(6-30, 2:26)	14	14
Steelers	2	0:00	S.Suisham	33 yd. Field Goal	(9-64, 1:54)	17	14
Steelers	3	11:40	M.Wallace	22 yd. pass from B.Roethlisberger (S.Suisham kick)	(9-80, 3:20)	24	21
Raiders	3	6:35	R.Gordon	1 yd. pass from C.Palmer (S.Janikowski kick)	(10-48, 5:05)	24	21
Steelers	3	1:31	A.Brown	11 yd. pass from B.Roethlisberger (S.Suisham kick)	(8-48, 5:04)	31	21
Raiders	4	12:13	D.Moore	6 yd. pass from C.Palmer (S.Janikowski kick)	(11-80, 4:18)	31	28
Raiders	4	6:30	S.Janikowski	32 yd. Field Goal	(9-50, 4:15)	31	31
Raiders	4	0:00	S.Janikowski	43 yd. Field Goal	(9-49, 1:43)	31	34

PITTSBURGH STEELERS							OAKLAND RAIDERS						
RUSHING	ATT	YDS	AVG	LG	TD		RUSHING	ATT	YDS	AVG	LG	TD	
I. Redman	9	27	3.0	7	0		D. McFadden	18	113	6.3	64	1	
B. Batch	4	12	3.0	5	0		C. Palmer	2	5	2.5	6	0	
B. Roethlisberger	1	8	8.0	8	0		M. Goodson	1	1	1.0	1	0	
C. Rainey	2	7	3.5	5	0								
M. Wallace	1	1	1.0	1	0								
J. Dwyer	3	-1	-0.3	3	0								
Total	20	54	2.7	8	0		Total	21	119	5.7	64	1	

PASSING	ATT	CMP	YDS	SK/YD	TD	LG	INT
B. Roethlisberger	49	36	384	1/5	4	22	0
Total	49	36	384	1/5	4	22	0

PASSING	ATT	CMP	YDS	SK/YD	TD	LG	INT
C. Palmer	34	24	209	1/7	3	18	1
Total	34	24	209	1/7	3	18	1

RECEIVING	TAR	REC	YDS	AVG	LG	TD
M. Wallace	11	8	123	15.4	22	1
H. Miller	10	8	60	7.5	16	2
A. Brown	11	7	12.4	2.0	1	0
E. Sanders	4	3	33	11.0	21	0
I. Redman	3	3	24	8.0	11	0
C. Rainey	2	2	23	11.5	14	0
B. Batch	2	2	20	10.0	15	0
J. Cotchery	1	1	9	9.0	9	0
W. Johnson	1	1	4	4.0	4	0
J. Dwyer	1	1	1	1.0	1	0
Total	46	36	384	10.7	22	4

RECEIVING	TAR	REC	YDS	AVG	LG	TD
D. Moore	10	5	45	9.0	18	1
B. Myers	4	4	55	13.8	17	0
M. Reece	5	4	27	6.8	10	0
D. Hagan	4	3	30	10.0	17	0
R. Street	2	2	22	11.0	17	0
D. Heyward-Bey	5	2	14	7.0	11	0
D. McFadden	2	2	2	1.0	5	0
D. Ausberry	1	1	13	13.0	13	0
R. Gordon	1	1	1	1.0	1	1
Total	34	24	209	8.7	18	3

INTERCEPTIONS	NO	YDS	AVG	LG	TD
R. Clark	1	26	26.0	26	0
Total	1	26	26.0	26	0

INTERCEPTIONS	NO	YDS	AVG	LG	TD
Total	0	0	0.0	0	0

PUNTING	NO	YDS	AVG	NET	TB	IN20	LG	D.
Butler	3	108	36.0	34.3	0	1	44	
Total	3	108	36.0	34.3	0	1	44	

PUNTING	NO	YDS	AVG	NET	TB	IN20	LG	D.
S. Lechler	3	155	51.7	44.3	0	1	60	
Total	3	155	51.7	44.3	0	1	60	

P.RETURNS	NO	YDS	AVG	FC	LG	TD
A. Brown	2	22	11.0	1	22	0
Total	2	22	11.0	1	22	0

P.RETURNS	NO	YDS	AVG	FC	LG	TD
P. Adams	1	5	5.0	1	5	0
[OB]	1	0	0.0	0	0	0
Total	1	5	5.0	1	5	0

K.RETURNS	NO	YDS	AVG	FC	LG	TD
C. Rainey	2	44	22.0	0	24	0
[OB]	1	0	0.0	0	0	0
[TOUCHBACK]	3	0	0.0	0	0	0
Total	2	44	22.0	0	24	0

K.RETURNS	NO	YDS	AVG	FC	LG	TD
M. Goodson	1	51	51.0	0	51	0
M. Reece	1	36	36.0	0	36	0
[TOUCHBACK]	3	0	0.0	0	0	0
Total	2	87	43.5	0	51	0

Field Goals (made / missed)
S. Janikowski (32/43)
S. Suisham (33)

RAIDERS STARTERS

OFFENSE	DEFENSE
WR 17 D. Moore	RE 77 M. Shaughnessy
LT 68 J. Veldheer	DT 92 R. Seymour
LG 66 C. Carlisle	NT 93 T. Kelly
C 61 S. Wisniewski	LE 99 L. Houston
RG 65 M. Brisiel	WB 56 M. Burris
RT 79 W. Smith	MB 55 R. McClain
WR 85 D. Heyward-Bey	SLB 52 P. Wheeler
TE 83 B. Myers	CB 26 P. Lee
QB 3 C. Palmer	CB 24 M. Huff
FB 45 M. Reece	FS 27 M. Giordano
RB 20 D. McFadden	SS 33 T. Branch

STEELERS STARTERS

OFFENSE	DEFENSE
WR 17 M. Wallace	DE 96 E. Hood
LT 78 M. Starks	DE 98 C. Hampton
LG 74 W. Colon	NT 99 B. Keisel
C 53 M. Pouncey	LB 56 L. Woodley
RG 73 R. Foster	LB 50 L. Foote
RT 77 M. Gilbert	LB 94 L. Timmons
TE 83 H. Miller	LB 54 C. Carter
RB 33 I. Redman	CB 23 K. Lewis
TE 45 L. Pope	CB 24 I. Taylor
QB 7 B. Roethlisberger	RB 25 R. Clark
TE 81 D. Paulson	S 29 R. Mundy

Referee: David White (128)



BRONCOS 37, RAIDERS 6

Sports Authority Field at Mile High; Sunday, Sept. 30, 2012; Attendance: 76,787; Time: 2:55; Weather: 72°F; clear and sunny, 26% humidity, wind NE 6 mph

DENVER (AP) — The Denver Broncos (2-2) outscored their archrival 27-0 in the second half as Manning, who was sacked eight times in his first three games, had plenty of time to throw his open targets. Picking and poking with short crossing routes and screen passes against a depleted Oakland defense, Peyton Manning finished with 338 yards and three scores on 30 of 38 passing. For the second straight game, he didn't throw an interception. Topping it off, he handed the Raiders (1-3) their worst loss in this heated AFC West rivalry in nearly a half-century.

Manning had his record-extending 65th 300-yard passing game, and Willis McGahee recorded his 32nd 100-yard rushing game, tops among active NFL players. Allen pledged to use the upcoming bye week to evaluate everything from schemes to personnel.

The Broncos gained 101 more yards than the Raiders in the first half, but only led 10-6 going into the locker room, thanks to two big blunders: a Demaryius Thomas fumble after a 40-yard reception and kicker Matt Prater's misfire on a pass to left guard Zane Beadles on a fake field goal.

Thanks to those gaffes, the Raiders came out of the tunnel for the second half feeling like they could win this one.

The Broncos were so efficient that they didn't punt at all - only the fifth time that's happened in franchise history.

The Raiders gave up three TDs in the third quarter while going three-and-out three times.



SCORE BY QUARTER

	1	2	3	4	OT	Total
Oakland	3	3	0	0	-	6
Denver	10	0	21	6	-	37

SCORING SUMMARY

Broncos	1	10:32	J.Dressen	22 yd. pass from P.Manning (M.Prater kick)	(11-80, 4:28)	0	7
Raiders	1	6:47	S.Janikowski	38 yd. Field Goal	(9-60, 3:45)	3	7
Broncos	1	0:00	M.Prater	21 yd. Field Goal	(13-77, 6:47)	3	10
Raiders	2	0:22	S.Janikowski	24 yd. Field Goal	(9-58, 2:52)	6	10
Broncos	3	10:08	E.Decker	17 yd. pass from P.Manning (M.Prater kick)	(9-79, 3:51)	6	17
Broncos	3	7:30	W.McGahee	2 yd. run (M.Prater kick)	(4-18, 1:47)	6	24
Broncos	3	3:46	L.Ball	14 yd. pass from P.Manning (M.Prater kick)	(5-63, 1:36)	6	31
Broncos	4	12:56	M.Prater	43 yd. Field Goal	(11-44, 4:49)	6	34
Broncos	4	3:43	M.Prater	53 yd. Field Goal	(12-41, 7:17)	6	37

DENVER BRONCOS

RUSHING	ATT	YDS	AVG	LG	TD
W.McGahee	19	112	5.9	24	1
R.Hillman	10	31	3.1	12	0
A.Caldwell	1	14	14.0	14	0
L.Ball	6	10	1.7	4	0
P.Manning	1	-1	-1.0	-1	0
B.Oswieiler	1	-1	-1.0	-1	0
Total	38	165	4.3	24	1

PASSING	ATT	CMP	YDS	SK/YD	TD	LG	IN
P.Manning	38	30	338	0/0	3	40	0
M.Prater	1	0	0	0/0	0	0	0
Total	39	30	338	0/0	3	40	0

RECEIVING	TAR	REC	YDS	AVG	LG	TD
E.Decker	9	7	79	11.3	19	1
W.McGahee	6	6	23	3.8	9	0
D.Thomas	6	5	103	20.6	40	0
J.Tamme	6	5	38	7.6	10	0
B.Stokley	2	2	32	16.0	26	0
R.Hillman	2	2	32	16.0	29	0
J.Dressen	3	2	17	8.5	22	1
L.Ball	2	1	14	14.0	14	1
Z.Beadles	1	0	0	0.0	0	0
A.Caldwell	1	0	0	0.0	0	0
Total	38	30	338	11.3	40	3

INTERCEPTIONS	NO	YDS	AVG	LG	TD
Total	0	0	0.0	0	0

PUNTING	NO	YDS	AVG	NET	TB	IN20	LG
Total	0	0	0.0	0	0	0	0

P.RETURNS	NO	YDS	AVG	FC	LG	TD
J.Leonhard	5	42	8.4	0	16	0
[DOWNED]	2	0	0.0	0	0	0
Total	5	42	8.4	0	16	0

K.RETURNS	NO	YDS	AVG	FC	LG	TD
O.Bolden	1	16	16.0	0	16	0
[TOUCHBACK]	2	0	0.0	0	0	0
Total	1	16	16.0	0	16	0

OAKLAND RAIDERS

RUSHING	ATT	YDS	AVG	LG	TD
D.McFadden	13	34	2.6	8	0
M.Goodson	3	22	7.3	13	0

PASSING	ATT	CMP	YDS	SK/YD	TD	LG	IN
C.Palmer	34	19	202	3/21	0	37	0

RECEIVING	TAR	REC	YDS	AVG	LG	TD
M.Reece	8	5	54	10.8	31	0
D.Moore	8	4	71	17.8	37	0
M.Goodson	3	3	-5	-1.7	0	0
J.Criner	3	2	29	14.5	16	0
D.Hagan	5	2	18	9.0	10	0
B.Myers	2	1	22	22.0	22	0
D.Ausberry	2	1	9	9.0	9	0
D.McFadden	1	1	4	4.0	4	0
R.Streater	2	0	0	0.0	0	0
Total	34	19	202	10.6	37	0

INTERCEPTIONS	NO	YDS	AVG	LG	TD
Total	0	0	0.0	0	0

PUNTING	NO	YDS	AVG	NET	TB	IN20	LG
S.Lechler	7	346	49.4	43.4	0	1	68
Total	7	346	49.4	43.4	0	1	68

P.RETURNS	NO	YDS	AVG	FC	LG	TD
Total	0	0	0.0	0	0	0

K.RETURNS	NO	YDS	AVG	FC	LG	TD
[TOUCHBACK]	8	0	0.0	0	0	0
Total	8	0	0.0	0	0	0

TOTAL FIRST DOWNS	Oak	Den
	12	26
By Rushing	2	11
By Passing	9	14
By Penalty	1	1
THIRD DOWN EFFICIENCY	1-12-8%	10-16-63%
FOURTH DOWN EFFICIENCY	1-2-50%	1-2-50%
TOTAL NET YARDS	237	503
Total Plays (inc. times thrown passing)	53	77
Average gain per offensive play	4.5	6.5
NET YARDS RUSHING	56	165
Total Rushing Plays	16	38
Average gain per rushing play	3.5	4.3
Tackles for a loss-number and yards	2-5	3-5
NET YARDS PASSING	181	338
Times thrown - yards lost attempting to pass	3-21	0-0
Gross yards passing	202	338
PASS ATT-COM-INT	34-19-0	39-30-0
Avg gain per pass play (inc.# thrown passing)	4.9	8.7
PUNTS Number and Average	7-49.4	0-0.0
Had Blocked	0	0
FGs - PATS Had Blocked	0-0	0-0
Net Punting Average	43.4	0.0
TOTAL RET.YARDAGE (Not Incl. Kickoffs)	0	42
No. and Yards Pun Return	0-0	5-42
No. and Yards Kickoff Returns	0-0	1-16
No. and Yards Interception Returns	0-0	0-0
PENALTIES Number and Yards	5-41	4-30
FUMBLE Number and Lost	1-0	1-1
TOUCHDOWNS	0	4
Rushing	0	1
Passing	0	3
EXTRA POINTS Made-Attempts	0-0	4-4
Kicking Made-Attempts	0-0	4-4
FIELD GOALS Made-Attempts	2-2	3-3
RED ZONE EFFICIENCY	0-2-0%	3-4-75%
GOAL TO GO EFFICIENCY	0-0-0%	1-2-50%
SAFETIES	0	0

Field Goals (made / missed)

S.Janikowski (38/24)
M.Prater (21/43/53)

RAIDERS STARTERS

OFFENSE	DEFENSE
WR 17 D.Moore	RE 77 M.Shaughnessy
LT 68 J.Veldhear	DT 92 R.Seymour
LG 66 C.Carlisle	NT 93 T.Kelly
C 61 S.Wisniewski	LE 99 L.Houston
RG 65 M.Bristol	MLB 55 R.McClain
RT 79 W.Smith	SLB 52 P.Wheeler
WR 10 D.Hagan	HB 23 J.Wanson
TE 83 B.Myers	CB 26 P.Lee
QB 3 C.Palmer	CB 24 M.Huff
FB 45 M.Reece	FS 27 M.Giordano
RB 20 D.McFadden	SS 33 T.Branch

BRONCOS STARTERS

OFFENSE	DEFENSE
WR 88 D.Thomas	DE 95 D.Wolfe
LT 78 R.Clay	DT 99 K.Vickerson
LG 68 Z.Beadles	NT 97 J.Bannan
C 50 J.Walton	RE 92 E.Dumervil
RG 65 M.Ramirez	SLB 58 V.Miller
RT 74 O.Franklin	MLB 57 K.Brooking
TE 81 J.Dressen	WB 52 W.Woodyard
WR 87 E.Decker	CB 24 C.Bailey
RB 23 W.McGahee	CB 22 T.Porter
QB 18 P.Manning	SS 20 M.Adams
WR 14 B.Stokley	FS 26 R.Moore

Referee: Peter Morelli (135)



FALCONS 23, RAIDERS 20

Georgia Dome; Sunday, Oct. 14, 2012; Attendance: 69,383; Time: 2:59; Indoors

ATLANTA (AP) — Overcoming three interceptions by Matt Ryan, the Falcons (6-0) extended the best start in franchise history and became the NFL's only unbeaten team.

Ryan completed four short passes, the last of them a 13-yarder to Tony Gonzalez that got Bryant in range for his longest field goal since joining the Falcons in 2009 — and his second game-winning kick in three weeks. He beat the Panthers 30-28 on a 40-yard field goal with 5 seconds left. Bryant actually missed one early, pulling a 43-yarder wide left to break a streak of 23 consecutive field goals going back to last season. He bounced back to connect from 41 and 20 yards before making the one that really mattered. After a mostly ugly game, the final 3 minutes were thrilling. Tied at 13, the Raiders were in position for a go-ahead field goal when Samuel stepped in front of Carson Palmer's pass at the Atlanta 21 and returned it for a touchdown, racing to the end zone right in front of the Falcons' bench.

Palmer shook off that mistake, leading the Raiders down the field for the tying score. He connected with Derek Hagan on a 38-yard pass to the Atlanta 5, and Darren McFadden scored on a 2-yard run with 40 seconds left. Ryan finished 24 of 37 for 249 yards and equaled his career high for picks, matching the three he had against New Orleans in 2009. Palmer was 23 of 33 for 353 yards, putting up a much better rating than Ryan. Ryan came into the game with three interceptions in the first five weeks. He doubled his total by halftime. Joseilo Hanson picked one off over the middle. Michael Huff snatched another away on a deep throw. And Tyvon Branch grabbed a fluttering ball after Ryan was hit as he threw. Palmer flipped a short pass to Denarius Moore, who took it all the way to the end zone for a 25-yard touchdown that gave Oakland a 13-7 lead at halftime.

Ray Edwards scooped up the fumble and rumbled to the Oakland 2, before Oakland held Atlanta on a dramatic goal-line stand.



SCORE BY QUARTER

	1	2	3	4	OT	Total
Oakland	3	10	0	7	-	20
Atlanta	0	7	6	10	-	23

SCORING SUMMARY

Raiders	1	0:24	S.Janikowski 52 yd. Field Goal (8-65, 4:24)	3	0
Falcons	2	9:51	R.White 4 yd. pass from M.Ryan (M.Bryant kick) (10-80, 5:33)	3	7
Raiders	2	4:11	S.Janikowski 22 yd. Field Goal (10-76, 5:40)	6	7
Raiders	2	1:50	D.Moore 25 yd. pass from C.Palmer (S.Janikowski kick) (2-28, 0:54)	13	7
Falcons	3	5:06	M.Bryant 41 yd. Field Goal (9-47, 3:29)	13	10
Falcons	3	2:31	M.Bryant 20 yd. Field Goal (4-0, 1:53)	13	13
Falcons	4	2:40	A.Samuel 79 yd. interception return (M.Bryant kick)	13	20
Raiders	4	0:40	D.McFadden 2 yd. run (S.Janikowski kick) (8-80, 2:00)	20	20
Falcons	4	0:01	M.Bryant 55 yd. Field Goal (7-43, 0:39)	20	23

ATLANTA FALCONS

	RUSHING	ATT	YDS	AVG	LG	TD
M.Turner	11	33	30	9	0	0
M.Ryan	1	15	15.0	15	0	0
J.Snellings	1	-1	-1.0	-1	0	0
Jz.Rodgers	2	-2	-1.0	0	0	0
Total	15	45	3.0	15	0	0

PASSING

	ATT	CMP	YDS	SK/YD	TD	LG	IN
M.Ryan	37	24	249	1/8	1	26	3
Total	37	24	249	1/8	1	26	3

RECEIVING

	TAR	REC	YDS	AVG	LG	TD
R.White	8	6	72	12.0	26	1
H.Douglas	7	5	37	7.4	20	0
J.Jones	8	4	63	15.8	25	0
T.Gonzalez	7	4	42	10.5	13	0
Jz.Rodgers	4	3	21	7.0	9	0
L.Polite	1	1	8	8.0	8	0
M.Turner	1	1	6	6.0	6	0
T.Gallarda	1	0	0	0.0	0	0
Total	37	24	249	10.4	26	1

INTERCEPTIONS

	NO	YDS	AVG	LG	TD
A.Samuel	1	79	79.0	79	1
Total	1	79	79.0	79	1

PUNTING

	NO	YDS	AVG	NET	TB	IN20	LG
M.Bosher	4	211	52.8	52.8	0	2	57
Total	4	211	52.8	52.8	0	2	57

P.RETURNS

	NO	YDS	AVG	FC	LG	TD
D.Franks	0	0	0.0	1	0	0
[OB]	1	0	0.0	0	0	0
[TOUCHBACK]	3	0	0.0	0	0	0
Total	0	0	0.0	1	0	0

K.RETURNS

	NO	YDS	AVG	FC	LG	TD
Jz.Rodgers	1	29	29.0	0	29	0
[TOUCHBACK]	4	0	0.0	0	0	0
Total	1	29	29.0	0	29	0

OAKLAND RAIDERS

	RUSHING	ATT	YDS	AVG	LG	TD
D.McFadden	27	70	2.6	14	1	0
M.Goodson	4	59	14.8	43	0	0
D.Heyward-Bey	1	20	20.0	20	0	0
Total	32	149	4.7	43	1	0

PASSING

	ATT	CMP	YDS	SK/YD	TD	LG	IN
C.Palmer	33	23	353	3/28	1	49	1
Total	33	23	353	3/28	1	49	1

RECEIVING

	TAR	REC	YDS	AVG	LG	TD
D.Moore	9	5	104	20.8	49	1
B.Myers	7	5	62	12.4	18	0
D.Hagan	4	4	85	21.3	38	0
D.McFadden	4	3	28	9.3	20	0
R.Streater	3	3	34	8.0	14	0
M.Goodson	1	1	37	37.0	37	0
D.Ausberry	2	1	12	12.0	12	0
M.Reece	1	1	1	1.0	1	0
D.Heyward-Bey	2	0	0	0.0	0	0
Total	33	23	353	15.3	49	1

INTERCEPTIONS

	NO	YDS	AVG	LG	TD
J.Hanson	1	21	21.0	21	0
T.Branch	1	11	11.0	11	0
M.Huff	1	0	0.0	0	0
Total	3	32	10.7	21	0

PUNTING

	NO	YDS	AVG	NET	TB	IN20	LG
S.Lechler	5	241	48.2	36.2	3	1	57
Total	5	241	48.2	36.2	3	1	57

P.RETURNS

	NO	YDS	AVG	FC	LG	TD
D.Moore	1	0	0.0	0	0	0
P.Adams	1	0	0.0	1	0	0
[DOWNED]	1	0	0.0	0	0	0
Total	2	0	0.0	1	0	0

K.RETURNS

	NO	YDS	AVG	FC	LG	TD
M.Goodson	2	25	12.5	0	25	0
[TOUCHBACK]	4	0	0.0	0	0	0
Total	2	25	12.5	0	25	0

TOTAL FIRST DOWNS	Oak	Atl
By Rushing	22	16
By Passing	6	3
By Penalty	15	11
THIRD DOWN EFFICIENCY	5-13-38%	2-9-22%
FOURTH DOWN EFFICIENCY	0-0-0%	0-0-0%
TOTAL NET YARDS	474	286
Total Plays (inc. times thrown passing)	68	53
Average gain per offensive play	7.0	5.4
NET YARDS RUSHING	149	45
Total Rushing Plays	32	15
Average gain per rushing play	4.7	3.0
Tackles for a loss-number and yards	6-21	4-8
NET YARDS PASSING	325	241
Times thrown - yards lost attempting to pass	3-28	1-8
Gross yards passing	353	249
PASS ATT-COM-INT	33-23-1	37-24-1
AVG gain per pass play (inc.# thrown passing)	9.0	6.3
PUNTS Number and Average	5-48.2	4-52.8
Had Blocked	0	0
FGs - PATs Had Blocked	0-0	0-0
Net Punting Average	36.2	52.8
TOTAL RET.YARDAGE (Not Incl. Kickoffs)	32	79
No. and Yards Punt Returns	2-0	0-0
No. and Yards Kickoff Returns	2-25	1-29
No. and Yards Interception Returns	3-32	1-79
PENALTIES Number and Yards	12-110	2-25
FUMBLES Number and Lost	2-2	0-0
TOUCHDOWNS	2	2
Rushing	1	0
Passing	1	1
EXTRA POINTS Made-Attempts	2-2	2-2
Kicking Made-Attempts	2-2	2-2
FIELD GOALS Made-Attempts	2-2	3-4
RED ZONE EFFICIENCY	1-2-50%	1-2-50%
GOAL TO GO EFFICIENCY	1-2-50%	1-2-50%
SAFETIES	0	0

Field Goals (made & missed)

S.Janikowski (52/22)
M.Bryant 43W/L (41/20/55)

RAIDERS STARTERS

OFFENSE	DEFENSE
WR 17 D.Moore	RE 77 M.Shaughnessy
LT 68 J.Veldheer	DT 92 R.Seymour
LG 66 C.Carlisle	NT 93 T.Kelly
C 61 S.Wisniewski	LE 99 L.Houston
RG 65 M.Brisiel	WB 56 M.Burris
RT 79 W.Smith	MB 55 R.McClain
WR 10 D.Heyward-Bey	SLB 52 P.Wheeler
TE 83 B.Myers	CB 26 P.Lee
QB 3 C.Palmer	CB 24 M.Huff
RB 20 D.McFadden	FS 27 M.Giordano
FB 45 M.Reece	SS 33 T.Branch

FALCONS STARTERS

OFFENSE	DEFENSE
WR 11 J.Jones	RE 55 J.Abraham
LT 72 S.Baker	DT 94 P.Jerry
LG 63 J.Ballock	DT 95 J.Babiniaux
C 62 T.McClure	LE 93 R.Edwards
RG 75 G.Reynolds	LB 56 S.Weatherspoon
RT 77 T.Clabo	LB 52 A.Dent
TE 88 T.Gonzalez	LB 53 M.Peterson
WR 84 R.White	CB 23 D.Robinson
QB 2 M.Ryan	CB 22 A.Samuel
RB 33 M.Turner	SS 25 W.Moore
FB 45 L.Polite	S 28 T.DeCoud

Referee: Terry McCaul (77)



RAIDERS 26, JAGUARS 23

O.co Coliseum; Sunday, Oct. 21, 2012; Attendance: 51,634; Time: 3:24; Wind: WSW 11mph, Partly Cloudy

OAKLAND (AP) — Carson Palmer wasn't going to apologize for a mistake-filled win by the Oakland Raiders a week after they lost what might have been their best-played game of the season. Sebastian Janikowski kicked a 40-yard field goal after Cecil Shorts III fumbled on the opening possession of overtime and the Raiders overcame three turnovers and a 14-point deficit to beat the Jacksonville Jaguars 26-23.



The Jaguars lost Jones-Drew to a left foot injury on the opening drive and Gabbert to an injured left shoulder in the second quarter and managed only two first downs after halftime behind backup quarterback Chad Henne. Jacksonville lost it after Henne took a sack on second down in overtime and Shorts then got stripped by Houston after a short pass over the middle to set up Janikowski's fourth field goal of the game.

Oakland fell behind 20-6 early in the second half and 23-13 early in the fourth before rallying to tie the game on Palmer's 1-yard run with 3:34 remaining. Palmer threw an 8-yard touchdown pass to Denarius Moore to start the comeback and Oakland's next two scoring drives were aided by Jacksonville penalties.

Andre Branch was called for roughing the passer in the end zone on a third-down play stopped short of the yard marker to extend a drive that ended with Janikowski's third field goal.

The Jaguars went three-and-out again on the next drive but were in position to stop Oakland on fourth-and-10 from the Jacksonville 25 with under 4 minutes to go. After the Raiders used their final timeout, Palmer threw deep in the end zone to Darrius Heyward-Bey. Aaron Ross was called for pass interference on the play, putting Oakland at the 1 to set up Palmer's score.

SCORE BY QUARTER

	1	2	3	4	OT	Total
Jacksonville	7	10	3	3	0	23
Oakland	3	3	7	10	3	26

SCORING SUMMARY

Raiders	1	6:13	S.Janikowski 21 yd. Field Goal (7-69, 2:44)	0	3
Jaguars	1	3:24	C.Shorts 42 yd. pass from B.Gabbert (J.Scobee kick) (6-80, 2:49)	7	3
Jaguars	2	11:34	R.Jennings 5 yd. run (J.Scobee kick) (3-16, 0:46)	14	3
Jaguars	2	5:57	J.Scobee 50 yd. Field Goal (4-4, 0:55)	17	3
Raiders	2	0:34	S.Janikowski 33 yd. Field Goal (11-39, 3:55)	17	6
Jaguars	3	10:42	J.Scobee 40 yd. Field Goal (6-17, 2:49)	20	6
Raiders	3	6:01	D.Moore 8 yd. pass from C.Palmer (S.Janikowski kick) (9-85, 4:41)	20	13
Jaguars	4	12:40	J.Scobee 45 yd. Field Goal (4-3, 2:03)	23	13
Raiders	4	6:52	S.Janikowski 31 yd. Field Goal (12-79, 5:48)	23	16
Raiders	4	3:34	C.Palmer 1 yd. run (S.Janikowski kick) (10-58, 2:57)	23	23
Raiders	5	12:54	S.Janikowski 40 yd. Field Goal (2-1, 0:37)	23	26

JACKSONVILLE JAGUARS

RUSHING	ATT	YDS	AVG	LG	TD
R.Jennings	21	44	2.1	8	1
M.Jones-Drew	2	6	3.0	3	0
C.Henne	3	4	1.3	3	0
Total	26	54	2.1	8	1

PASSING	ATT	CMP	YDS	SK/YD	TD	LG	INT
C.Henne	20	9	71	3/26	0	26	0
B.Gabbert	12	8	110	0/0	1	42	0
Total	32	17	181	3/26	1	42	0

RECEIVING	TAR	REC	YDS	AVG	LG	TD
R.Jennings	9	7	58	8.3	26	0
C.Shorts	10	4	79	19.8	42	1
M.Lewis	3	3	20	6.7	9	0
M.Thomas	3	2	17	8.5	11	0
J.Blackmon	4	1	7	7.0	7	0
Z.Potter	1	0	0	0.0	0	0
J.Parmelee	1	0	0	0.0	0	0
K.Elliott	1	0	0	0.0	0	0
Total	32	17	181	10.6	42	1

INTERCEPTIONS	NO	YDS	AVG	LG	TD
D.Cox	1	2	2.0	2	0
Total	1	2	2.0	2	0

PUNTING	NO	YDS	AVG	NET	TB	IN20	LG
B.Anger	9	379	42.1	39.2	1	2	55
Total	9	379	42.1	39.2	1	2	55

P.RETURNS	NO	YDS	AVG	FC	LG	TD
M.Spurlock	4	44	11.0	0	28	0
A.Ross	0	0	0.0	1	0	0
[TOUCHBACK]	1	0	0.0	0	0	0
Total	4	44	11.0	1	28	0

K.RETURNS	NO	YDS	AVG	FC	LG	TD
M.Spurlock	2	40	20.0	0	22	0
M.Thomas	1	14	14.0	0	14	0
[TOUCHBACK]	4	0	0.0	0	0	0
Total	3	54	18.0	0	22	0

OAKLAND RAIDERS

RUSHING	ATT	YDS	AVG	LG	TD
D.McFadden	27	70	2.6	14	1
M.Goodson	4	59	14.8	43	0
D.Heyward-Bey	1	20	20.0	20	0
Total	32	149	4.7	43	1

PASSING	ATT	CMP	YDS	SK/YD	TD	LG	INT
C.Palmer	46	26	298	2/16	1	59	1
Total	46	26	298	2/16	1	59	1

RECEIVING	TAR	REC	YDS	AVG	LG	TD
B.Myers	10	7	44	6.3	17	0
D.Heyward-Bey	7	4	85	21.3	59	0
M.Reece	6	4	58	14.5	35	0
D.Moore	8	4	36	9.0	17	1
D.McFadden	7	4	28	7.0	11	0
R.Streater	4	2	41	20.5	23	0
M.Goodson	1	1	6	6.0	6	0
D.Hagan	1	0	0	0.0	0	0
J.Criner	1	0	0	0.0	0	0
Total	45	26	298	11.5	59	1

INTERCEPTIONS	NO	YDS	AVG	LG	TD
Total	0	0	0.0	0	0

PUNTING	NO	YDS	AVG	NET	TB	IN20	LG
S.Lechler	6	264	44.0	33.3	1	1	49
Total	6	264	44.0	33.3	1	1	49

P.RETURNS	NO	YDS	AVG	FC	LG	TD
P.Adams	4	6	1.5	1	5	0
D.Moore	1	0	0.0	0	0	0
[DOWNED]	2	0	0.0	0	0	0
[TOUCHBACK]	1	0	0.0	0	0	0
Total	5	6	1.2	1	5	0

K.RETURNS	NO	YDS	AVG	FC	LG	TD
M.Goodson	4	99	24.8	0	45	0
[TOUCHBACK]	1	0	0.0	0	0	0
Total	4	99	24.8	0	45	0

TOTAL FIRST DOWNS	10	20
By Rushing	3	8
By Passing	6	9
By Penalty	1	3
THIRD DOWN EFFICIENCY	1-15-7%	6-17-35%
FOURTH DOWN EFFICIENCY	0-1-0%	0-0-0%
TOTAL NET YARDS	209	351
Total Plays (inc. times thrown passing)	61	74
Average gain per offensive play	3.4	4.7
NET YARDS RUSHING	54	69
Total Rushing Plays	26	26
Average gain per rushing play	2.1	2.7
Tackles for a loss-number and yards	4-6	1-3
NET YARDS PASSING	155	282
Times thrown - yards lost attempting to pass	3-26	2-16
Gross yards passing	181	298
PASS ATT-COM-INT	32-17-0	46-26-1
Avg gain per pass play (inc.# thrown passing)	4.4	5.9
PUNTS Number and Average	9-42.1	6-44.0
Had Blocked	0	0
FGs - PATS Had Blocked	0-0	0-0
Net Punting Average	39.2	33.3
TOTAL RET YARDAGE (Not Incl. Kickoffs)	46	6
No. and Yards Punt Returns	4-44	5-6
No. and Yards Kickoff Returns	3-54	4-99
No. and Yards Interception Returns	1-2	0-0
PENALTIES Number and Yards	6-92	9-58
FUMBLES Number and Lost	1-1	4-2
TOUCHDOWNS	2	2
Rushing	1	1
Passing	1	1
EXTRA POINTS Made-Attempts	2-2	2-2
Kicking Made-Attempts	2-2	2-2
FIELD GOALS Made-Attempts	3-3	4-5
RED ZONE EFFICIENCY	1-1-100%	2-5-40%
GOAL TO GO EFFICIENCY	1-1-100%	1-3-33%
SAFETIES	0	0

Field Goals (made / & missed)

S.Janikowski (21/33/31) 64SH (40)
J.Scobee (50/40/45)

RAIDERS STARTERS

OFFENSE	DEFENSE
WR 17 D.Moore	RE 77 M.Shaughnessy
LT 68 J.Veldheer	DT 92 R.Seymour
LG 66 C.Carfisle	NT 93 T.Kelly
C 61 S.Wisniewski	LE 99 L.Houston
RG 65 M.Brisiel	WB 56 M.Burris
RT 79 W.Smith	MB 55 R.McClain
WR 10 D.Heyward-Bey	SLB 52 P.Wheeler
WR 80 R.Streater	CB 26 P.Lee
QB 3 C.Palmer	CB 24 M.Huff
RB 20 D.McFadden	FS 27 M.Gordano
TE 83 B.Myers	SS 33 T.Branch

JAGUARS STARTERS

OFFENSE	DEFENSE
WR 84 C.Shorts	DE 94 J.Mincey
LT 75 E.Monroe	DT 93 T.Altuallu
LG 73 E.Britton	DT 96 T.Knighton
C 63 B.Meester	DE 92 A.Lane
RG 77 U.Nwaneri	DB 27 R.Mathis
RT 78 C.Bradfield	MB 51 P.Poslusznny
TE 88 Z.Potter	QB 50 R.Allen
TE 89 M.Lewis	CB 31 A.Ross
QB 11 B.Gabbert	CB 21 D.Cox
WR 83 M.Stovall	SS 26 D.Landry
RB 32 M.Jones-Drew	FS 42 C.Pronsinski

Referee: Scott Green (19)



RAIDERS 26, CHIEFS 16

Arrowhead Stadium; Sunday, Oct. 28, 2012; Attendance: 74,730; Time: 3:00; Wind: ENE 3 mph, Sunny

KANSAS CITY, Mo. (AP) — Carson Palmer threw for 209 yards and two touchdowns, and the Raiders followed up their overtime win over Jacksonville with a comprehensive 26-16 pasting of the Kansas City Chiefs, their sixth straight win at Arrowhead Stadium. Suddenly, Oakland (3-4) is a player in the division race.

The Chiefs committed four turnovers to run their league-leading total to 25, and their fourth-quarter touchdown was the first by the offense since Sept. 30 against San Diego. Jamaal Charles, their biggest offensive weapon, carried only five times for four yards. While the Chiefs struggled to get their ground game going, Oakland finally did with Darren McFadden. He ran for 114 yards, and in doing so opened up the passing game, allowing Palmer to hit Denarius Moore and Darius Heyward-Bey with touchdown throws.

Sebastian Janikowski was perfect on four field-goal attempts, and the Raiders (3-4) nearly became the third straight team to keep the Kansas City offense out of the end zone. The Chiefs got their lone touchdown on Dexter McCCluster's catch with 2:27 left in the game.

The Raiders finally got on the board when Palmer found Moore for a short completion that he turned into a 38-yard gain, and Janikowski connected from 36 yards for a 3-0 lead. The Raiders took the lead into halftime when the Chiefs' Javier Arenas fumbled a punt while attempting to make a fair catch. Jon Condo recovered it at the Kansas City 11, and Palmer hit Moore in the back of the end zone on third down to give Oakland a 13-6 lead with 49 seconds left. Cassel fumbled the snap on the first play of the third quarter and the Raiders' Tommy Kelly recovered, but the Raiders had to settle for a 29-yard field goal by Janikowski.



SCORE BY QUARTER

	1	2	3	4	OT	Total
Oakland	3	10	10	3	0	26
Kansas City	0	6	3	7	0	16

SCORING SUMMARY

Raiders	1	9:51	S. Janikowski 36 yd. Field Goal (8-76, 3:43)	3	0
Raiders	2	14:44	S. Janikowski 35 yd. Field Goal (8-28, 2:43)	6	0
Chiefs	2	10:21	R. Succop 30 yd. Field Goal (8-68, 4:23)	6	3
Chiefs	2	4:12	R. Succop 42 yd. Field Goal (8-30, 4:34)	6	6
Raiders	2	0:49	D. Moore 9 yd. pass from C. Palmer (S. Janikowski kick) (3-11, 0:50)	13	6
Raiders	3	13:58	S. Janikowski 29 yd. Field Goal (4-7, 0:54)	16	6
Chiefs	3	8:40	R. Succop 52 yd. Field Goal (10-44, 5:18)	16	9
Raiders	3	5:40	D. Heyward-Bey 32 yd. pass from C. Palmer (S. Janikowski kick) (6-80, 3:00)	23	9
Raiders	4	8:14	S. Janikowski 32 yd. Field Goal (9-62, 4:47)	26	9
Chiefs	4	2:27	D. McCCluster 10 yd. pass from M. Cassel (R. Succop kick) (2-32, 0:42)	26	16

KANSAS CITY CHIEFS

RUSHING	ATT	YDS	AVG	LG	TD
M. Cassel	7	35	5.0	15	0
P. Hillis	4	23	5.8	17	0
B. Quinn	2	18	9.0	12	0
D. McCCluster	2	15	7.5	13	0
S. Draughn	2	7	3.5	6	0
J. Charles	5	4	0.8	4	0
Total	22	102	4.6	17	0

PASSING	ATT	CMP	YDS	SK/YD	TD	LG	IN
M. Cassel	30	20	218	2/15	1	46	1
B. Quinn	4	2	1	1/7	0	5	1
Total	34	22	219	3/22	1	46	2

RECEIVING	TAR	REC	YDS	AVG	LG	TD
D. McCCluster	8	6	54	9.0	14	1
T. Moeaki	8	4	57	14.3	20	0
D. Bowe	6	3	65	21.7	46	0
J.O'Connell	3	3	18	6.0	11	0
J. Charles	3	3	6	2.0	5	0
J. Baldwin	2	1	7	7.0	7	0
S. Draughn	2	1	7	7.0	7	0
P. Hillis	1	1	5	5.0	5	0
S. Breaston	1	0	0	0.0	0	0
Total	34	22	219	10.0	46	1

INTERCEPTIONS	NO	YDS	AVG	LG	TD
S. Rount	1	17	17.0	17	0
Total	1	17	17.0	17	0

PUNTING	NO	YDS	AVG	NET	TB	IN20	LG
D. Colquitt	5	236	47.2	39.6	0	2	57
Total	5	236	47.2	39.6	0	2	57

P. RETURNS	NO	YDS	AVG	FC	LG	TD
J. Arenas	5	59	11.8	0	27	0
[TOUCHBACK]	1	0	0.0	0	0	0
Total	5	59	11.8	0	27	0

K. RETURNS	NO	YDS	AVG	FC	LG	TD
S. Draughn	2	52	26.0	0	30	0
[TOUCHBACK]	5	0	0.0	0	0	0
Total	2	52	26.0	0	30	0

OAKLAND RAIDERS

RUSHING	ATT	YDS	AVG	LG	TD
D. McFadden	29	114	3.9	28	0
M. Goodson	4	22	5.5	21	0
C. Palmer	1	-1	-1.0	-1	0
Total	34	135	4.0	28	0

PASSING	ATT	CMP	YDS	SK/YD	TD	LG	IN
C. Palmer	28	14	209	0/0	2	58	1
Total	28	14	209	0/0	2	58	1

RECEIVING	TAR	REC	YDS	AVG	LG	TD
D. Moore	8	5	96	19.2	58	1
D. McFadden	6	4	23	5.8	11	0
B. Myers	3	3	49	16.3	29	0
D. Heyward-Bey	3	1	32	32.0	32	1
R. Streater	5	1	9	9.0	9	0
J. Criner	2	0	0	0.0	0	0
D. Hagan	1	0	0	0.0	0	0
Total	28	14	209	14.9	58	2

INTERCEPTIONS	NO	YDS	AVG	LG	TD
M. Giordano	1	21	21.0	21	0
P. Lee	1	4	4.0	4	0
Total	2	25	12.5	21	0

PUNTING	NO	YDS	AVG	NET	TB	IN20	LG
S. Lechler	6	256	42.7	29.5	1	1	54
Total	6	256	42.7	29.5	1	1	54

P. RETURNS	NO	YDS	AVG	FC	LG	TD
P. Adams	3	38	12.7	2	27	0
Total	3	38	12.7	2	27	0

K. RETURNS	NO	YDS	AVG	FC	LG	TD
M. Goodson	2	46	23.0	0	23	0
[TOUCHBACK]	2	0	0.0	0	0	0
Total	2	46	23.0	0	23	0

	Oak	KC
TOTAL FIRST DOWNS	15	17
By Rushing	6	5
By Passing	8	11
By Penalty	1	1
THIRD DOWN EFFICIENCY	2-12-17%	4-13-31%
FOURTH DOWN EFFICIENCY	0-0-0%	0-0-0%
TOTAL NET YARDS	344	299
Net Plays (inc. times thrown passing)	62	59
Average gain per offensive play	5.5	5.1
NET YARDS RUSHING	135	102
Total Rushing Plays	34	22
Average gain per rushing play	4.0	4.6
Tackles for a loss-number and yards	7-16	1-2
NET YARDS PASSING	209	197
Times thrown - yards lost attempting to pass	0-0	0-0
Gross yards passing	209	219
PASS ATT-COM-INT	28-14-1	34-22-2
Avg gain per pass play (inc.# thrown passing)	7.5	5.3
PUNTS Number and Average	6-42.7	5-47.2
Had Blocked	0	0
FGs - PATs Had Blocked	0-0	0-0
Net Punting Average	29.5	39.6
TOTAL RET. YARDAGE (Not Incl. Kickoffs)	63	76
No. and Yards Punt Returns	3-38	5-59
No. and Yards Kickoff Returns	2-46	2-52
No. and Yards Interception Returns	2-25	1-17
PENALTIES Number and Yards	2-20	5-40
FUMBLES Number and Lost	0-0	3-2
TOUCHDOWNS	2	1
Rushing	0	0
Passing	2	1
EXTRA POINTS Made-Attempts	2-2	1-1
Kicking Made-Attempts	2-2	1-1
FIELD GOALS Made-Attempts	4-4	3-3
RED ZONE EFFICIENCY	1-6-17%	1-3-33%
GOAL TO GO EFFICIENCY	0-1-0%	1-1-100%
SAFETIES	0	0

Field Goals (made / missed)

S. Janikowski (36/35)(29/32)
R. Succop (20/42)(5/2)

RAIDERS STARTERS

OFFENSE	DEFENSE
WR 17 D. Moore	LE 99 L. Houston
LT 68 J. Veldheer	DT 92 R. Seymour
LG 66 C. Carlisle	NT 93 T. Kelly
C 61 S. Wisniewski	RE 77 M. Snaughnessy
RG 65 M. Brisiel	LB 56 M. Burris
RT 79 W. Smith	LB 55 P. Wheeler
TE 83 B. Myers	CB 24 M. Huff
WR 85 D. Heyward-Bey	CB 26 P. Lee
QB 3 C. Palmer	CB 23 J. Hanson
RB 20 D. McFadden	FS 27 M. Giordano
FB 45 M. Reece	SS 33 T. Branch

CHIEFS STARTERS

OFFENSE	DEFENSE
WR 89 J. Baldwin	LE 94 Ty Jackson
LT 76 B. Albert	NT 92 D. Poe
LG 71 J. Allen	RE 75 R. Pfitua
C 65 R. Lijia	LB 50 J. Houston
RG 73 J. Asamoah	LB 59 J. Belcher
RT 74 E. Winston	LB 56 D. Johnson
TE 81 T. Moeaki	LB 91 T. Hali
WR 82 D. Bowe	CB 24 B. Flowers
WR 22 D. McCCluster	CB 26 S. Rount
QB 9 B. Quinn	SS 29 E. Berry
RB 25 J. Charles	FS 23 K. Lewis



BUCCANEERS 42, RAIDERS 32

O.co Coliseum; Sunday, Nov. 4, 2012; Attendance: 52,055 Time: 3:32; Wind: NW 7 mph, Sunny

OAKLAND (AP) - Rookie Doug Martin broke through a few holes early only to stumble after a short gain on what he felt should have been big gainers. A small tweak to his style at the suggestion of coach Greg Schiano proved to be just the trick to give Martin a record-setting day. Martin rushed for a franchise-record 251 yards and four touchdowns, and Ahmad Black intercepted a Carson Palmer pass after Oakland had cut an 18-point deficit to three late in the fourth quarter as the Bucs beat the Raiders 42-32.



Palmer threw for 414 yards and had three of his four touchdowns in the fourth quarter as Oakland cut the Bucs' lead to 35-32 with 3:51 to go.

Josh Freeman threw for 247 yards and two touchdowns as Tampa Bay won for the third time in four games. The Bucs are averaging 477 yards and 36 points per game over the past four contests.

The Raiders, coming off two straight victories against one-win Jacksonville and Kansas City, had no answers for Martin and the Bucs, allowing the three long runs in the second half when Martin gained 220 of his yards.

Along with the loss, the Raiders had to deal with another injury to McFadden, who left in the second quarter because of his ankle. X-rays were negative, but McFadden did not return and his status was unknown. He missed 19 games in his first four seasons with foot, toe, shoulder, knee and hamstring injuries.

But McFadden would have been no help trying to stop Martin, who broke the franchise record of 219 yards James Wilder set in 1983 despite the absence of All-Pro guard Carl Nicks, who was placed on injured reserve last week with a left toe injury.

SCORE BY QUARTER

	1	2	3	4	OT	Total
Tampa Bay	0	7	21	14	0	42
Oakland	3	7	0	22	0	32

SCORING SUMMARY

Raiders	1	0-45	S.Janikowski	29	yd.	Field Goal	(10-33, 4-08)	0	3
Buccaneers	2	12:54	V.Jackson	20	yd.	pass from J.Freeman	(C.Barth kick) (6-80, 2:51)	7	3
Raiders	2	1:20	R.Streater	25	yd.	pass from C.Palmer	(S.Janikowski kick) (4-71, 0:22)	7	10
Buccaneers	3	12:09	D.Martin	45	yd.	run	(C.Barth kick) (6-80, 2:51)	14	10
Buccaneers	3	7:12	M.Williams	4	yd.	pass from J.Freeman	(C.Barth kick) (7-60, 3:26)	21	10
Buccaneers	3	2:15	D.Martin	67	yd.	run	(C.Barth kick) (2-68, 0:52)	28	10
Raiders	4	14:11	B.Myers	4	yd.	pass from C.Palmer	(S.Janikowski kick) (9-80, 3:04)	28	17
Buccaneers	4	13:51	D.Martin	70	yd.	run	(C.Barth kick) (1-70, 0:20)	35	17
Raiders	4	9:48	B.Myers	1	yd.	pass from C.Palmer	(S.Janikowski kick) (7-80, 4:03)	35	24
Raiders	4	3:51	M.Reece	13	yd.	pass from C.Palmer	(C.Palmer-J.Criner pass) (11-65, 3:52)	35	32
Buccaneers	4	1:49	D.Martin	1	yd.	run	(C.Barth kick) (3-22, 0:38)	42	32

TAMPA BAY BUCCANEERS

	RUSHING	ATT	YDS	AVG	LG	TD
D.Martin	25	251	10.0	70	4	4
J.Freeman	5	22	4.4	13	0	0
L.Blount	2	5	2.5	3	0	0
Total	32	278	8.7	70	4	4

PASSING

	ATT	CMP	YDS	SK/YD	TD	LG	IN
J.Freeman	30	18	247	1/10	2	64	0
Total	30	18	247	1/10	2	64	0

RECEIVING

	TAR	REC	YDS	AVG	LG	TD
M.Williams	8	4	68	17.0	37	1
D.Martin	5	4	21	5.3	8	0
V.Jackson	4	2	84	42.0	64	1
D.Clark	5	2	22	11.0	12	0
N.Byham	2	2	15	7.5	10	0
T.Underwood	2	1	12	12.0	12	0
D.Ware	1	1	12	12.0	12	0
E.Lorig	1	1	11	11.0	11	0
L.Stocker	2	1	2	2.0	2	0
Total	30	18	247	13.7	64	2

INTERCEPTIONS

	NO	YDS	AVG	LG	TD
A.Black	1	34	34.0	34	0
L.Johnson	1	3	3.0	3	0
E.Biggers	1	0	0.0	0	0
Total	3	37	12.3	34	0

PUNTING

	NO	YDS	AVG	NET	TB	IN20	LG
M.Koenen	4	154	38.5	38.5	0	2	47
Total	4	154	38.5	38.5	0	2	47

K.RETURNS

	NO	YDS	AVG	FC	LG	TD
A.Benn	2	59	29.5	0	34	0
A.Black	1	3	3.0	0	3	0
[TOUCHBACK]	3	0	0.0	0	0	0
Total	3	62	20.7	0	34	0

OAKLAND RAIDERS

	RUSHING	ATT	YDS	AVG	LG	TD
D.McFadden	7	17	2.4	7	0	0
C.Palmer	1	3	3.0	3	0	0
T.Jones	1	2	2.0	2	0	0
M.Goodson	2	0	0.0	0	0	0
Total	11	22	2.0	7	0	0

PASSING

	ATT	CMP	YDS	SK/YD	TD	LG	IN
C.Palmer	61	39	414	2/16	4	46	3
S.Lechler	1	1	4	0/0	0	4	0
Total	62	40	418	2/16	4	46	3

RECEIVING

	TAR	REC	YDS	AVG	LG	TD
M.Reece	9	8	95	11.9	26	1
B.Myers	13	8	59	7.4	13	2
M.Goodson	6	6	52	8.7	12	0
D.Heyward-Bey	6	5	74	14.8	46	0
D.Moore	9	4	66	16.5	26	0
R.Streater	10	4	54	13.5	25	1
D.McFadden	3	2	0	0.0	2	0
R.Gordon	2	1	8	8.0	8	0
D.Hagan	3	1	6	6.0	6	0
T.Jones	1	1	4	4.0	4	0
Total	62	40	418	10.5	46	4

INTERCEPTIONS

	NO	YDS	AVG	LG	TD
Total	0	0	0.0	0	0

PUNTING

	NO	YDS	AVG	NET	TB	IN20	LG
S.Lechler	4	218	54.5	43.0	0	1	58
Total	4	218	54.5	43.0	0	1	58

K.RETURNS

	NO	YDS	AVG	FC	LG	TD
M.Goodson	1	22	22.0	0	22	0
[TOUCHBACK]	6	0	0.0	0	0	0
Total	1	22	22.0	0	22	0

	TB	Oak
TOTAL FIRST DOWNS	23	25
By Rushing	10	2
By Passing	10	19
By Penalty	3	4
THIRD DOWN EFFICIENCY	5-12-42%	5-14-36%
FOURTH DOWN EFFICIENCY	0-1-0%	1-2-50%
TOTAL NET YARDS	515	424
Total Plays (inc. times thrown passing)	63	75
Average gain per offensive play	8.2	5.7
NET YARDS RUSHING	278	22
Total Rushing Plays	32	11
Average gain per rushing play	8.7	2.0
Tackles for a loss-number and yards	6-23	2-3
NET YARDS PASSING	237	402
Times thrown - yards lost attempting to pass	1-10	2-16
Gross yards passing	247	418
PASS ATT-COM-INT	30-18-0	62-40-3
Avg gain per pass play (inc.# thrown passing)	7.6	6.3
PUNTS Number and Average	4-38.5	4-54.5
Had Blocked	0	0
FGs - PATs Had Blocked	1-0	0-0
Net Punting Average	38.5	43.0
TOTAL RET. YARDAGE (Not Incl. Kickoffs)	83	0
No. and Yards Punt Returns	3-46	2-0
No. and Yards Kickoff Returns	3-62	1-22
No. and Yards Interception Returns	3-37	0-0
PENALTIES Number and Yards	14-116	9-80
FUMBLES Number and Lost	2-1	2-0
TOUCHDOWNS	6	4
Rushing	4	0
Passing	2	4
EXTRA POINTS Made-Attempts	6-6	4-4
Kicking Made-Attempts	6-6	3-3
FIELD GOALS Made-Attempts	0-2	1-1
RED ZONE EFFICIENCY	2-3-67%	3-4-75%
GOAL TO GO EFFICIENCY	2-2-100%	2-3-67%
SAFETIES	0	0

Field Goals (made / & missed)

S.Janikowski (29)
C.Barth 35B 54SH

RAIDERS STARTERS

OFFENSE	DEFENSE
WR 17 D.Moore	LE 99 L.Houston
LT 68 J.Veldheer	DT 92 R.Seymour
LG 66 C.Carليس	NT 93 T.Kelly
C 61 S.Wisniewski	RE 77 M.Shaughnessy
RG 65 M.Brisiel	LB 56 M.Burris
RT 79 W.Smith	LB 52 P.Wheeler
TE 83 B.Myers	CB 24 M.Huff
WR 85 D.Heyward-Bey	CB 26 P.Lee
QB 3 C.Palmer	CB 23 J.Hanson
RB 20 D.McFadden	FS 27 M.Giordano
FB 45 M.Reece	SS 33 T.Branch

BUCCANEERS STARTERS

OFFENSE	DEFENSE
WR 83 V.Jackson	LE 71 M.Bennett
LT 70 D.Penn	DT 93 G.McCoy
LG 76 J.Zuttah	DT 90 R.Miller
C 62 T.Larsen	RE 50 D.Te'o-Nesheim
RG 79 J.Meredith	SLB 58 Q.Black
RT 69 D.Dolson	MLB 59 M.Foster
TE 44 D.Clark	VLB 54 L.David
WR 19 M.Williams	CB 31 E.Biggers
QB 5 J.Freeman	CB 21 E.Wright
WR 11 T.Underwood	SS 24 M.Barron
HR 22 D.Martin	FS 20 R.Barber

Referee: Walt Anderson (66)



RAVENS 55, RAIDERS 20

M&T Bank Stadium; Sunday, Nov. 11, 2012; Attendance: 71,339; Time: 3:06; Wind: SSE 6 mph, Sunny

BALTIMORE (AP) — Ravens QB Joe Flacco threw for 341 yards and three scores, and Baltimore set a club mark for points in a 55-20 victory against the Oakland Raiders.

The Ravens (7-2) scored on six of their first seven possessions against the Raiders (3-6), who have yielded at least 40 points in two straight games for the first time since 1962. The 55 points tied an Oakland record for points allowed, set in 1961 and matched in 1981.

Baltimore led 27-10 at halftime. In the third quarter, Flacco threw touchdown passes of 47 and 20 yards to Terrell S. Janikowski and holder Sam Koch scored on a fake field goal to make it 48-17. In the fourth quarter, Jacoby Jones took a kickoff 105 yards for a 55-20 lead. Baltimore's previous record for points in a game was 48, against Detroit in December 2009.

It was a rare blowout for the AFC North-leading Ravens, who won their previous five games by a total of 23 points. Baltimore has 15 straight home wins, the longest current streak in the NFL.

Carson Palmer went 29 for 45 for 368 yards and two touchdowns on Oakland. Playing without injured running backs Darren McFadden and Mike Goodson, the Raiders gained only 72 yards on the ground.

Baltimore didn't punt until the third quarter, and even that turned out well. Phillip Adams fumbled, the Ravens recovered the ball and Flacco promptly threw a touchdown pass to Smith.

Later in the quarter, Koch ran seven yards for a touchdown on a fake field goal to cap a 74-yard drive.

The Raiders used a 55-yard pass from Palmer to Dariusz Heyward-Bey to close to 20-10 with 1:39 left in the second quarter. It was the ninth straight game in which Oakland scored in the final two minutes of the first half.



SCORE BY QUARTER

	1	2	3	4	OT	Total
Oakland	0	10	7	3	0	20
Baltimore	10	17	21	7	0	55

SCORING SUMMARY

Ravens	1	8:49	J. Tucker 48 yd. Field Goal (7-22, 3:04)	0	3
Ravens	1	3:15	J. Flacco 1 yd. run (J. Tucker kick) (8-63, 3:56)	0	10
Raiders	2	10:02	S. Janikowski 32 yd. Field Goal (6-16, 2:25)	3	10
Ravens	2	7:49	D. Pitta 5 yd. pass from J. Flacco (J. Tucker kick) (6-80, 2:13)	3	17
Ravens	2	3:16	J. Tucker 34 yd. Field Goal (6-16, 2:52)	3	20
Raiders	2	1:37	D. Heyward-Bey 55 yd. pass from C. Palmer (S. Janikowski kick) (7-80, 1:39)	10	20
Ravens	2	0:24	R. Rice 7 yd. run (J. Tucker kick) (7-80, 1:13)	10	27
Ravens	3	13:42	D. Smith 47 yd. pass from J. Flacco (J. Tucker kick) (3-70, 1:18)	10	34
Raiders	3	10:31	D. Moore 30 yd. pass from C. Palmer (S. Janikowski kick) (7-80, 3:11)	17	34
Ravens	3	9:20	D. Smith 20 yd. pass from J. Flacco (J. Tucker kick) (1-20, 0:07)	17	41
Ravens	3	5:40	S. Koch 7 yd. run (J. Tucker kick) (9-74, 3:04)	17	48
Raiders	4	12:47	S. Janikowski 47 yd. Field Goal (10-61, 4:46)	20	48
Ravens	4	12:54	J. Jones 105 yd. kickoff return (J. Tucker kick) (0-0, 0:13)	20	55

BALTIMORE RAVENS

RUSHING	ATT	YDS	AVG	LG	TD
R. Rice	13	35	2.7	7	1
B. Pierce	10	23	2.3	12	0
S. Koch	1	7	7.0	7	1
V. Leach	2	6	3.0	4	0
J. Jones	1	6	6.0	6	0
J. Flacco	1	1	1.0	1	1
Total	28	78	2.8	12	3

PASSING	ATT	CMP	YDS	SK/YD	TD	LG	IN
J. Flacco	33	21	341	0/0	3	47	1
T. Taylor	1	0	0	0/0	0	0	0
Total	34	21	341	0/0	3	47	1

RECEIVING	TAR	RECYDS	AVG	LG	TD	
D. Pitta	5	5	67	13.4	26	1
A. Boldin	7	4	38	9.5	19	0
R. Rice	5	4	33	8.3	17	0
T. Smith	6	2	67	33.5	47	2
E. Dickson	2	2	59	29.5	40	0
J. Jones	3	2	54	27.0	47	0
T. Doss	3	1	26	26.0	26	0
V. Leach	2	1	-3	-3.0	-3	0
A. Allen	1	0	0	0.0	0	0
Total	34	21	341	16.2	47	3

INTERCEPTIONS	NO	YDS	AVG	LG	TD
P. Kruger	1	0	0.0	0	0
Total	1	0	0.0	0	0

PUNTING	NO	YDS	AVG	NET	TB	IN20	LG
S. Koch	4	210	52.5	52.5	0	1	58
Total	4	210	52.5	52.5	0	1	58

P. RETURNS	NO	YDS	AVG	FC	LG	TD
J. Jones	3	36	12.0	0	13	0
T. Doss	1	0	0.0	0	0	0
[DOWNED]	1	0	0.0	0	0	0
Total	4	36	9.0	0	13	0

K. RETURNS	NO	YDS	AVG	FC	LG	TD
J. Jones	1	105	105.0	0	105	1
A. Allen	1	18	18.0	0	18	0
[TOUCHBACK]	3	0	0.0	0	0	0
Total	2	123	61.5	0	105	1

OAKLAND RAIDERS

RUSHING	ATT	YDS	AVG	LG	TD
M. Reece	13	48	3.7	9	0
J. Stewart	7	22	3.1	6	0
T. Jones	2	6	3.0	3	0
C. Palmer	1	0	0.0	0	0
D. Heyward-Bey	1	-4	-4.0	-4	0
Total	24	72	3.0	9	0

PASSING	ATT	CMP	YDS	SK/YD	TD	LG	IN
C. Palmer	45	29	368	3/18	2	55	1
M. Leinart	1	0	0	0/0	0	0	0
Total	46	29	368	3/18	2	55	1

RECEIVING	TAR	RECYDS	AVG	LG	TD	
M. Reece	9	7	56	8.0	24	0
D. Heyward-Bey	8	5	82	16.4	55	1
B. Myers	7	5	57	11.4	21	0
D. Moore	8	4	90	22.5	38	1
J. Criner	3	2	26	13.0	13	0
D. Hagan	5	2	24	12.0	14	0
D. Ausberry	2	2	15	7.5	20	0
R. Streater	3	1	11	11.0	11	0
T. Jones	1	1	7	7.0	7	0
Total	46	29	368	12.7	55	2

INTERCEPTIONS	NO	YDS	AVG	LG	TD
M. Huff	1	0	0.0	0	0
Total	1	0	0.0	0	0

PUNTING	NO	YDS	AVG	NET	TB	IN20	LG
S. Lechler	5	274	54.8	47.6	0	1	60
Total	5	274	54.8	47.6	0	1	60

P. RETURNS	NO	YDS	AVG	FC	LG	TD
P. Adams	3	0	0.0	0	0	0
[OB]	1	0	0.0	0	0	0
Total	3	0	0.0	0	0	0

K. RETURNS	NO	YDS	AVG	FC	LG	TD
C. Francis	5	136	27.2	0	31	0
[TOUCHBACK]	5	0	0.0	0	0	0
Total	5	136	27.2	0	31	0

TOTAL FIRST DOWNS	Oak	Bal
By Rushing	4	4
By Passing	15	15
By Penalty	0	3
THIRD DOWN EFFICIENCY	8-18-44%	5-12-42%
FOURTH DOWN EFFICIENCY	0-2-0%	1-1-100%
TOTAL NET YARDS	422	419
Total Plays (inc. times thrown passing)	73	62
Average gain per offensive play	5.8	6.8
NET YARDS RUSHING	72	78
Total Rushing Plays	24	28
Average gain per rushing play	3.0	2.8
Tackles for a loss-number and yards	2-7	4-9
NET YARDS PASSING	350	341
Times thrown - yards lost attempting to pass	3-18	0-0
Gross yards passing	368	341
PASS ATT-COM-INT	46-29-1	34-21-1
Avg gain per pass play (inc. # thrown passing)	7.1	10.0
PUNTS Number and Average	5-54.8	4-52.5
Had Blocked	0	0
FGs - PATs Had Blocked	0-0	0-0
Net Punting Average	47.6	52.5
TOTAL RET. YARDAGE (Not Incl. Kickoffs)	0	36
No. and Yards Punt Returns	3-0	4-36
No. and Yards Kickoff Returns	5-136	2-123
No. and Yards Interception Returns	1-0	1-10
PENALTIES Number and Yards	10-105	4-41
FUMBLES Number and Lost	2-2	0-0
TOUCHDOWNS	2	7
Rushing	0	3
Passing	2	3
EXTRA POINTS Made-Attempts	0	1
Kicking Made-Attempts	2-2	7-7
FIELD GOALS Made-Attempts	2-2	2-2
RED ZONE EFFICIENCY	0-3-0%	4-5-80%
GOAL TO GO EFFICIENCY	0-1-0%	3-3-100%
SAFETIES	0	0

Field Goals (made / missed)

S. Janikowski (32/47)
J. Tucker (48/34)

RAIDERS STARTERS

OFFENSE	DEFENSE
WR 17 D. Moore	LE 99 L. Houston
LT 68 J. Veldheer	DT 90 D. Bryant
LG 66 C. Carlisle	NT 83 T. Kelly
C 61 S. Wisniewski	RE 77 M. Shaughnessy
RG 65 M. Brisiel	LB 56 M. Burris
RT 79 W. Smith	LB 55 R. McClain
TE 83 B. Myers	LB 52 P. Wheeler
WR 85 D. Heyward-Bey	CB 21 R. Bartell
QB 3 C. Palmer	FS 27 M. Giordano
RB 45 M. Reece	SS 33 T. Branch
FB 44 O. Scmitt	CB 24 M. Huff

RAVENS STARTERS

OFFENSE	DEFENSE
WR 82 T. Smith	DT 93 D. Tyson
WR 81 A. Boldin	NT 96 M. Kemoatou
LT 74 M. Oher	DE 97 A. Jones
LG 63 B. Williams	RS 55 T. Suggs
C 77 M. Birk	WL 59 D. Ellerbe
RG 73 M. Yanda	ME 53 J. McClain
RT 72 K. Osemele	SM 50 A. McClellan
TE 84 E. Dickson	CB 24 C. Graham
LB 44 V. Leach	SS 31 B. Pollard
QB 5 J. Flacco	FS 20 E. Reed
RB 27 R. Rice	CB 29 C. Williams

Referee: Ron Winter (14)



SAINTS 38, RAIDERS 17

O.co Coliseum; Sunday, Nov. 18, 2012; Attendance: 56,880 Time: 3:11; Wind: W 3 mph, Sunny

OAKLAND (AP) - Drew Brees threw three touchdown passes and Malcolm Jenkins returned an interception for another score to help the Saints get back to even after an 0-4 start by beating the Oakland Raiders 38-17 on Sunday.

Lance Moore caught two touchdown passes and Mark Ingram ran for a score as the Saints (5-5) won for the fifth time in six games and are in position to make a late-season playoff run despite the season-long distraction from the bounty scandal.

The Raiders (3-7) lost their third straight game under first-year coach Dennis Allen as their banged-up defense got picked apart by Brees' precision passing. Oakland has allowed 135 points in those defeats.

Carson Palmer threw one interception that was returned for a score and another in the end zone. The Raiders have been outscored by 56 points the past two games.

The Saints did just about everything starting with an efficient opening drive by Brees that set the tone for the game. Brees finished 20 for 27 for 219 yards, extending his own records by throwing a touchdown in his 53rd straight game and completing 20 passes for the 46th straight game.

Marcel Reece rushed for 103 yards and added 90 yards receiving as he started at halfback in place of injured Darren McFadden and Mike Goodson.

Travis Cadet returned the second-half kickoff 75 yards and Ingram ran it in from the 27 on the next play. Brees and Moore connected one more time in the third quarter to make it 35-10.



SCORE BY QUARTER

	1	2	3	4	OT	Total
New Orleans	14	7	14	3	0	38
Oakland	0	7	3	7	0	17

SCORING SUMMARY

Saints	1	7:53	J.Graham 1 yd. pass from D.Brees (G.Hartley kick)	(10-80, 4:02)	7	0
Saints	1	4:06	M.Jenkins 55 yd. interception return (G.Hartley kick)		14	0
Raiders	2	4:10	B.Myers 1 yd. pass from C.Palmer (S.Janikowski kick)	(4-81, 2:17)	14	7
Saints	2	0:48	L.Moore 38 yd. pass from D.Brees (G.Hartley kick)	(8-90, 3:22)	21	7
Saints	3	14:43	M.Ingram 27 yd. run (G.Hartley kick)	(1-27, 0:17)	28	7
Raiders	3	10:22	S.Janikowski 40 yd. Field Goal	(10-45, 4:21)	28	10
Saints	3	3:26	L.Moore 15 yd. pass from D.Brees (G.Hartley kick)	(6-58, 2:46)	35	10
Saints	4	10:28	G.Hartley 47 yd. Field Goal	(9-31, 4:26)	38	10
Raiders	4	4:00	J.Criner 3 yd. pass from C.Palmer (S.Janikowski kick)	(7-93, 2:03)	38	17

NEW ORLEANS SAINTS

RUSHING	ATT	YDS	AVG	LG	TD
M.Ingram	12	67	5.6	27	1
C.Ivory	8	37	4.6	25	0
P.Thomas	5	30	6.0	14	0
C.Daniel	3	19	6.3	19	0
Total	28	153	5.5	27	1

PASSING	ATT	CMP	YDS	SK	YD/TD	LG	IN
D.Brees	27	20	219	0/0	3	38	0
C.Daniel	1	1	10	0/0	0	10	0
Total	28	21	229	0/0	3	38	0

RECEIVING	TAR	REC	YDS	AVG	LG	TD
J.Graham	6	6	29	4.8	10	1
M.Colston	6	4	69	17.3	24	0
P.Thomas	4	3	28	9.3	19	0
L.Moore	3	2	53	26.5	38	2
T.Cadet	3	2	25	12.5	17	0
J.Collins	2	2	21	10.5	11	0
D.Henderson	1	1	3	3.0	3	0
M.Ingram	1	1	1	1.0	1	0
J.Morgan	1	0	0	0.0	0	0
Total	27	21	229	10.9	38	3

INTERCEPTIONS	NO	YDS	AVG	LG	TD
M.Jenkins	1	55	55.0	55	1
R.Harper	1	0	0.0	0	0
Total	2	55	27.5	55	1

PUNTING	NO	YDS	AVG	NET	TB	IN20	LG
T.Morstead	4	172	43.0	43.0	0	1	50
Total	4	172	43.0	43.0	0	1	50

P.RETURNS	NO	YDS	AVG	FC	LG	TD
T.Cadet	0	0	0.0	1	0	0
[OB]	1	0	0.0	0	0	0
[TOUCHBACK]	1	0	0.0	0	0	0
Total	0	0	0.0	1	0	0

K.RETURNS	NO	YDS	AVG	FC	LG	TD
T.Cadet	3	123	41.0	0	75	0
Total	3	123	41.0	0	75	0

OAKLAND RAIDERS

RUSHING	ATT	YDS	AVG	LG	TD
M.Reece	19	103	5.4	17	0
T.Jones	3	13	4.3	7	0
J.Stewart	2	7	3.5	4	0
C.Palmer	1	2	2.0	2	0
D.Moore	1	-5	-5.0	-5	0
Total	26	120	4.6	17	0

PASSING	ATT	CMP	YDS	SK	YD/TD	LG	IN
C.Palmer	40	22	312	3/28	2	56	2
Total	40	22	312	3/28	2	56	2

RECEIVING	TAR	REC	YDS	AVG	LG	TD
B.Myers	10	6	55	9.2	27	1
M.Reece	5	4	90	22.5	56	0
D.Heyward-Bey	5	4	69	17.3	22	0
J.Criner	6	3	23	7.7	13	1
R.Streater	4	2	26	13.0	20	0
J.Stewart	1	1	23	23.0	23	0
D.Hagan	2	1	17	17.0	17	0
D.Moore	7	1	9	9.0	9	0
Total	40	22	312	14.2	56	2

INTERCEPTIONS	NO	YDS	AVG	LG	TD
Total	0	0	0.0	0	0

PUNTING	NO	YDS	AVG	NET	TB	IN20	LG
S.Lechler	3	135	45.0	38.3	1	0	53
Total	3	135	45.0	38.3	1	0	53

P.RETURNS	NO	YDS	AVG	FC	LG	TD
P.Adams	1	0	0.0	1	0	0
[DOWNED]	1	0	0.0	0	0	0
[OB]	1	0	0.0	0	0	0
Total	1	0	0.0	1	0	0

K.RETURNS	NO	YDS	AVG	FC	LG	TD
C.Francis	4	94	23.5	0	30	0
J.Stewart	2	27	13.5	0	15	0
[TOUCHBACK]	1	0	0.0	0	0	0
Total	6	121	20.2	0	30	0

TOTAL FIRST DOWNS	NO	Oak
By Rushing	5	7
By Passing	14	15
By Penalty	0	2
THIRD DOWN EFFICIENCY	6-11-55%	4-12-33%
FOURTH DOWN EFFICIENCY	0-0-0%	1-3-33%
TOTAL NET YARDS	382	404
Total Plays (inc. times thrown passing)	56	69
Average gain per offensive play	6.8	5.9
NET YARDS RUSHING	153	120
Total Rushing Plays	28	26
Average gain per rushing play	5.5	4.6
Tackles for a loss-number and yards	2-6	3-9
NET YARDS PASSING	229	312
Times thrown - yards lost attempting to pass	0-0	3-28
Gross yards passing	229	284
PASS ATT-COM-INT	28-21-0	40-22-2
Avg gain per pass play (inc.# thrown passing)	8.2	6.6
PUNTS Number and Average	4-43.0	3-45.0
Had Blocked	0	0
FGs - PATs Had Blocked	0-0	0-0
Net Punting Average	43.0	38.3
TOTAL RET. YARDAGE (Not Incl. Kickoffs)	55	0
No. and Yards Punt Returns	0-0	1-0
No. and Yards Kickoff Returns	3-123	6-121
No. and Yards Interception Returns	2-55	0-0
PENALTIES Number and Yards	11-109	4-40
FUMBLES Number and Lost	1-0	0-0
TOUCHDOWNS	5	2
Rushing	1	0
Passing	3	2
EXTRA POINTS Made-Attempts	5-5	2-2
Kicking Made-Attempts	5-5	2-2
FIELD GOALS Made-Attempts	1-1	1-1
RED ZONE EFFICIENCY	2-3-67%	2-3-67%
GOAL TO GO EFFICIENCY	1-1-100%	0-0-0%
SAFETIES	2	0

Field Goals (made () & missed)

S.Janikowski (40)
G.Hartley (47)

RAIDERS STARTERS

OFFENSE	DEFENSE
WR 17 D.Moore	LE 99 L.Houston
LT 68 J.Veldheer	DT 90 D.Bryant
LG 66 C.Carlisle	NT 93 T.Kelly
C 61 S.Wisniewski	RE 77 M.Shaughnessy
RG 65 M.Brisiel	LB 56 M.Burns
RT 69 K.Barnes	LB 55 M.McClain
TE 83 B.Myers	LB 52 P.Wheeler
WR 10 D.Hagan	CB 21 R.Bartell
QB 3 C.Palmer	FS 27 M.Giordano
RB 45 M.Reece	SS 34 M.Mitchell
FB 44 O.Scmitt	CB 24 M.Huff

SAINTS STARTERS

OFFENSE	DEFENSE
WR 12 M.Colston	LE 94 C.Jordan
LT 74 J.Bushrod	DT 77 B.Bunkley
LG 66 B.Grubbs	DT 98 S.Ellis
C 60 D.de la Puente	RE 91 W.Smith
RG 73 J.Evans	SLB 57 D.Hawthorne
RT 1 J.C.Brown	MLB 50 C.Lofton
TE 80 J.Graham	WLB 51 J.Vilma
WR 13 J.Morgan	CB 33 J.Greer
QB 9 D.Brees	SS 41 R.Harper
FB 45 J.Collins	FS 27 M.Jenkins
RB 28 M.Ingram	CB 21 P.Robinson

Referee: Peter Morelli (135)



BENGALS 34, RAIDERS 10

Paul Brown Stadium; Sunday, Nov. 25, 2012; Attendance: 56,503; Time: 3:11; Wind: SW 9 mph, Sunny

CINCINNATI (AP) — The Bengals got back into the playoff race by beating their former franchise quarterback and his new team 34-10. Cincinnati (6-5) moved into a tie with Pittsburgh for the second wild card spot, although the Steelers have the head-to-head tiebreaker.

From the coin flip, the attention was on Palmer, who had decided he couldn't play for one of the NFL's most forlorn franchises of the past 20 years. He held out last year, and owner Mike Brown finally relented and traded him to Oakland at midseason.

Palmer hadn't been back to Cincinnati since the trade. He went 19 of 34 for 146 yards with a touchdown, four sacks and an interception that went off the receiver's hands — hardly what he'd hoped. With running back Darren McFadden sidelined again by an ankle injury, the Raiders were missing one of their best options. And Palmer was under heavy pressure all game.

The Bengals had 156 yards after only two series. Dalton's second touchdown pass to Mohamed Sanu made it 21-0 midway through the second quarter. At that point, the Raiders' offense hadn't yet crossed midfield.

The half ended with one more Raiders mistake. Marcel Reece had Palmer's pass go off his hands, and Chris Crocker intercepted with 8 seconds left. Mike Nugent's 55-yard field goal tied the club record and put the Bengals up 24-0.

Oakland allowed 289 yards in the half — the most this season — and had only 83 yards, its fewest on offense since it managed 52 yards in the first half at Pittsburgh on Nov. 21, 2010.



SCORE BY QUARTER

	1	2	3	4	OT	Total
Oakland	0	0	10	0	0	10
Cincinnati	14	10	0	10	0	34

SCORING SUMMARY

Bengals	1	9:12	B.Green-Ellis 1 yd. run (M.Nugent kick) (5-58, 2:19)	0	7
Bengals	1	2:59	M.Sanu 2 yd. pass from A.Dalton (M.Nugent kick) (9-88, 4:28)	0	14
Bengals	2	7:28	M.Sanu 5 yd. pass from A.Dalton (M.Nugent kick) (13-89, 5:59)	0	21
Bengals	2	0:00	M.Nugent 55 yd. Field Goal (2-11, 0:08)	0	24
Raiders	3	10:28	S.Janikowski 55 yd. Field Goal (6-13, 3:32)	3	24
Raiders	3	2:21	D.Moore 20 yd. pass from C.Palmer (S.Janikowski kick) (5-52, 3:08)	10	24
Bengals	4	12:29	M.Nugent 20 yd. Field Goal (6-44, 2:23)	10	27
Bengals	4	3:39	J.Gresham 7 yd. pass from A.Dalton (M.Nugent kick) (12-84, 5:11)	10	34

CINCINNATI BENGALS

RUSHING	ATT	YDS	AVG	LG	TD
B.Green-Ellis	19	129	6.8	48	1
C.Peerman	8	61	7.6	31	0
A.Green	2	21	10.5	20	0
A.Dalton	4	5	1.3	8	0
M.Sanu	1	5	5.0	5	0
Total	34	221	6.5	48	1

PASSING	ATT	YDS	COMP	YDS	SK	YD	TD	LG	INT
A.Dalton	30	16	210	2/16	3	48	0	0	0
Total	30	16	210	2/16	3	48	0	0	0

RECEIVING	TAR	RECYDS	AVG	LG	TD
M.Sanu	9	5	29	5.8	11
J.Gresham	4	4	41	10.3	27
A.Green	9	3	11	37.0	48
O.Charles	2	2	14	7.0	10
B.Green-Ellis	1	1	9	9.0	9
B.Tate	1	1	6	6.0	6
M.Jones	2	0	0	0.0	0
Total	28	16	210	13.1	48

INTERCEPTIONS	NO	YDS	AVG	LG	TD
C.Crocker	1	29	29.0	29	0
Total	1	29	29.0	29	0

PUNTING	NO	YDS	AVG	NET	TB	IN20	LG
K.Huber	5	204	40.8	37.4	0	0	45
Total	5	204	40.8	37.4	0	0	45

P.RETURNS	NO	YDS	AVG	FC	LG	TD
A.Jones	3	21	7.0	0	18	0
B.Tate	2	8	4.0	1	5	0
Total	5	29	5.8	1	18	0

K.RETURNS	NO	YDS	AVG	FC	LG	TD
B.Tate	1	25	25.0	0	25	0
[TOUCHBACK]	2	0	0.0	0	0	0
Total	1	25	25.0	0	25	0

OAKLAND RAIDERS

RUSHING	ATT	YDS	AVG	LG	TD
M.Reece	15	74	4.9	15	0
J.Stewart	7	26	3.7	8	0
O.Schmitt	1	-1	-1.0	-1	0
Total	23	99	4.3	15	0

PASSING	ATT	YDS	COMP	YDS	SK	YD	TD	LG	INT
C.Palmer	34	19	146	4/27	1	26	1	0	0
Total	34	19	146	4/27	1	26	1	0	0

RECEIVING	TAR	RECYDS	AVG	LG	TD
J.Stewart	6	6	37	6.2	26
B.Myers	6	5	37	7.4	12
M.Reece	8	4	29	7.3	11
J.Criner	5	3	23	7.7	11
D.Moore	4	1	20	20.0	20
D.Heyward-Bey	4	0	0	0.0	0
Total	33	19	146	7.7	26

INTERCEPTIONS	NO	YDS	AVG	LG	TD
Total	0	0	0.0	0	0

PUNTING	NO	YDS	AVG	NET	TB	IN20	LG
S.Lechler	6	281	46.8	42.0	0	3	57
Total	6	281	46.8	42.0	0	3	57

P.RETURNS	NO	YDS	AVG	FC	LG	TD
P.Adams	2	17	8.5	1	11	0
[DOWNED]	1	0	0.0	0	0	0
[OB]	1	0	0.0	0	0	0
Total	2	17	8.5	1	11	0

K.RETURNS	NO	YDS	AVG	FC	LG	TD
C.Francis	5	117	23.4	0	28	0
[TOUCHBACK]	1	0	0.0	0	0	0
Total	5	117	23.4	0	28	0

TOTAL FIRST DOWNS	Oak	Cin
By Rushing	14	18
By Passing	6	10
By Penalty	8	8
	0	0
THIRD DOWN EFFICIENCY	3-12-25%	9-17-53%
FOURTH DOWN EFFICIENCY	0-2-0%	0-0-0%
TOTAL NET YARDS	218	415
Total Plays (inc. times thrown passing)	61	66
Average gain per offensive play	3.6	6.3
NET YARDS RUSHING	99	221
Total Rushing Plays	23	34
Average gain per rushing play	4.3	6.5
Tackles for a loss-number and yards	4-5	1-1
NET YARDS PASSING	119	194
Times thrown - yards lost attempting to pass	4-27	2-16
Gross yards passing	146	210
PASS ATT-COM-INT	34-19-1	30-16-0
Avg gain per pass play (inc.# thrown passing)	3.1	6.1
PUNTS Number and Average	6-46.8	5-40.8
Had Blocked	0	0
FGs - PATs Had Blocked	0-0	0-0
Net Punting Average	42.0	37.4
TOTAL RET YARDAGE (Not Incl. Kickoffs)	17	58
No. and Yards Punt Returns	2-17	5-29
No. and Yards Kickoff Returns	5-11	1-25
No. and Yards Interception Returns	0-0	1-29
PENALTIES Number and Yards	3-25	3-25
FUMBLES Number and Lost	1-1	0-0
TOUCHDOWNS	1	4
Rushing	0	1
Passing	1	3
EXTRA POINTS Made-Attempts	1-1	4-4
Kicking Made-Attempts	1-1	4-4
FIELD GOALS Made-Attempts	1-1	2-3
RED ZONE EFFICIENCY	0-0-0%	4-5-80%
GOAL TO GO EFFICIENCY	0-0-0%	3-4-75%
SAFETIES	0	0

Field Goals (made / missed)

S.Janikowski (55)
M.Nugent 48WR (55/20)

RAIDERS STARTERS

OFFENSE	DEFENSE
WR 17 D.Moore	LE 99 L.Houston
LT 68 J.Veldheer	DT 90 D.Bryant
LG 66 C.Carliste	NT 93 T.Kelly
C 61 S.Wisniewski	RE 77 M.Shaughnessy
RG 65 M.Brisiel	LB 56 M.Burns
RT 69 K.Barnes	LB 55 R.McClain
TE 83 B.Myers	LB 52 P.Wheeler
WR 85 D.Heyward-Bey	CB 21 R.Bartell
QB 3 C.Palmer	FS 27 M.Giordano
RB 45 M.Reece	SS 34 T.Branch
FB 44 O.Schmitt	CB 24 M.Huff

BENGALS STARTERS

OFFENSE	DEFENSE
WR 12 M.Sanu	DE 91 R.Geathers
LT 77 A.Whitworth	NT 94 D.Peko
LG 65 C.Boing	DT 97 G.Atkins
C 66 T.Robinson	DE 93 M.Johnson
RG 68 K.Zeitler	LB 99 M.Lawson
RT 71 A.Smith	LB 58 R.Maulaiga
TE 84 J.Gresham	LB 55 V.Burffit
WR 18 A.Green	CB 23 T.Newman
QB 14 A.Dalton	CB 29 L.Hall
HB 42 B.Green-Ellis	SS 33 C.Crocker
TE 80 O.Charles	FS 20 R.Nelson

Referee: Alberto Riveron (57)



BROWNS 20, RAIDERS 17

O.co Coliseum; Sunday, Dec. 2, 2012; Attendance: 43,641; Time: 3:03; Wind: W 21 mph, Partly cloudy



OKLAHOMA (AP) — Brandon Weeden threw for a career-high 364 yards and a touchdown and made key plays on the clinching 94-yard drive that helped the Browns snap a 12-game road losing streak. He hit fellow rookie Josh Gordon on a 44-yard score in the second quarter and Trent Richardson scored on a 3-yard run after Sheldon Brown's key interception. It all added up to the first road win for the Browns (4-8) since beating Indianapolis 27-19 in the second game of the 2011 season. The skid started a few weeks later with a loss in Oakland and went deep into this season.

Weeden completed an 11-yard pass on third-and-3 to Gordon to get the Browns started and also had a big 22-yard pass to tight end Benjamin Watson. Weeden then converted a fourth-and-1 sneak from the Oakland 45 and Desmond Bryant jumped offside on a third-and-1 from the Raiders 10.

Richardson scored two plays later to give the Browns a 20-10 lead with 3:27 to go as the Browns won for the fourth time in seven games since an 0-5 start to match last season's win total.

Palmer was 34 for 54 for 351 yards, including a 64-yard touchdown to rookie Rod Streater. He added a 17-yard TD pass to Brandon Myers with 1 second left, but it was too late. Myers caught 14 passes for 130 yards, tying Tim Brown's franchise record for catches in a game.

Oakland showed signs of life late in the third quarter when Desmond Bryant blocked a 28-yard field goal attempt by Phil Dawson. Four plays later, Streater made a good adjustment on a deep pass from Palmer that cut Cleveland's lead to 13-10. Sebastian Janikowski got Oakland on the board with a 51-yard field goal, but was wide right on a 61-yarder at the end of the half.

SCORE BY QUARTER

	1	2	3	4	OT	Total
Cleveland	0	10	3	7	0	20
Oakland	0	3	7	7	0	17

SCORING SUMMARY

Browns	2	12:59	P.Dawson 41 yd. Field Goal (13-57, 6:27)	3	0
Browns	2	10:25	J.Gordon 44 yd. pass from B.Weeden (P.Dawson kick) (2-62, 0:49)	10	0
Raiders	2	4:28	S.Janikowski 51 yd. Field Goal (8-37, 2:44)	10	3
Browns	3	9:51	P.Dawson 35 yd. Field Goal (10-48, 5:09)	13	3
Raiders	3	0:17	R.Streater 64 yd. pass from C.Palmer (S.Janikowski kick) (4-80, 1:41)	13	10
Browns	4	3:27	T.Richardson 3 yd. run (P.Dawson kick) (14-94, 6:04)	20	10
Raiders	4	0:01	B.Myers 17 yd. pass from C.Palmer (S.Janikowski kick) (15-84, 3:26)	20	17

CLEVELAND BROWNS

RUSHING	ATT	YDS	AVG	LG	TD
T.Richardson	20	72	3.6	9	1
M.Hardesty	5	39	7.8	19	0
B.Weeden	5	11	2.2	7	0
Total	30	122	4.1	19	1

PASSING	ATT	CMP	YDS	SK	YD/TD	LG	IN
B.Weeden	36	25	364	1/11	1	54	2
Total	36	25	364	1/11	1	54	2

RECEIVING	TAR	RECYDS	AVG	LG	TD	
J.Gordon	7	6	116	19.3	44t	1
B.Watson	9	6	80	13.3	22	0
G.Little	5	4	48	12.0	18	0
T.Richardson	5	3	23	7.7	21	0
M.Massaquoi	2	2	60	30.0	54	0
J.Cameron	5	2	30	15.0	23	0
T.Benjamin	1	1	6	6.0	6	0
A.Smith	1	1	1.0	1.0	0	0
M.Hardesty	1	0	0	0.0	0	0
Total	36	25	364	14.6	54	1

INTERCEPTIONS	NO	YDS	AVG	LG	TD
S.Brown	1	0	0.0	0	0
Total	1	0	0.0	0	0

PUNTING	NO	YDS	AVG	NET	TB	IN20	LG
R.Hodges	2	69	34.5	34.5	0	1	43
Total	2	69	34.5	34.5	0	1	43

P.RETURNS	NO	YDS	AVG	FC	LG	TD
J.Cribbs	2	16	8.0	0	9	0
[DOWNED]	2	0	0.0	0	0	0
[TOUCHBACK]	1	0	0.0	0	0	0
Total	2	16	8.0	0	9	0

K.RETURNS	NO	YDS	AVG	FC	LG	TD
J.Cribbs	1	18	18.0	0	18	0
[OB]	1	0	0.0	0	0	0
[TOUCHBACK]	2	0	0.0	0	0	0
Total	1	18	18.0	0	18	0

OKLAHOMA RAIDERS

RUSHING	ATT	YDS	AVG	LG	TD
J.Stewart	9	46	5.1	14	0
M.Reece	7	36	5.1	12	0
C.Palmer	1	3	3.0	3	0
Total	17	85	5.0	14	0

PASSING	ATT	CMP	YDS	SK	YD/TD	LG	IN
C.Palmer	54	34	351	1/7	2	64t	1
Total	54	34	351	1/7	2	64t	1

RECEIVING	TAR	RECYDS	AVG	LG	TD	
B.Myers	15	14	130	9.3	21	1
M.Reece	6	5	20	4.0	11	0
D.Heyward-Bey	6	4	40	10.0	11	0
J.Criner	10	4	26	6.5	8	0
R.Streater	4	3	96	32.0	64t	1
D.Moore	8	2	31	15.5	20	0
D.Hagan	1	1	6	6.0	6	0
J.Stewart	1	1	2	2.0	2	0
Total	51	34	351	10.3	64	2

INTERCEPTIONS	NO	YDS	AVG	LG	TD
M.Giordano	1	24	24.0	24	0
P.Adams	1	0	0.0	0	0
Total	2	24	12.0	24	0

PUNTING	NO	YDS	AVG	NET	TB	IN20	LG
S.Lechler	5	202	40.4	33.2	1	2	51
Total	5	202	40.4	33.2	1	2	51

P.RETURNS	NO	YDS	AVG	FC	LG	TD
D.Moore	0	0	0.0	0	0	0
[DOWNED]	1	0	0.0	0	0	0
Total	0	0	0.0	0	0	0

K.RETURNS	NO	YDS	AVG	FC	LG	TD
C.Francis	4	85	21.3	0	32	0
J.Stewart	1	16	16.0	0	16	0
Total	5	101	20.2	0	32	0

TOTAL FIRST DOWNS	Cle	Oak
	23	25
By Rushing	8	5
By Passing	14	20
By Penalty	1	0
THIRD DOWN EFFICIENCY	3-11-27%	9-16-56%
FOURTH DOWN EFFICIENCY	2-2-100%	1-1-100%
TOTAL NET YARDS	475	429
Total Plays (inc. times thrown passing)	67	72
Average gain per offensive play	7.1	6.0
NET YARDS RUSHING	122	85
Total Rushing Plays	30	17
Average gain per rushing play	4.1	5.0
Tackles for a loss-number and yards	1-1	1-2
NET YARDS PASSING	353	344
Times thrown - yards lost attempting to pass	1-11	1-7
Gross yards passing	364	351
PASS ATT-COM-INT	36-25-2	54-34-1
Avg gain per pass play (inc.# thrown passing)	9.5	6.3
PUNTS Number and Average	2-34.5	5-40.4
Had Blocked	0	0
FGs - PATs Had Blocked	1-0	0-0
Net Punting Average	34.5	33.2
TOTAL RET. YARDAGE (Not Incl. Kickoffs)	16	24
No. and Yards Punt Returns	2-16	0-0
No. and Yards Kickoff Returns	1-18	5-101
No. and Yards Interception Returns	1-0	2-24
PENALTIES Number and Yards	2-25	9-65
FUMBLES Number and Lost	0-0	1-0
TOUCHDOWNS	2	2
Rushing	1	0
Passing	1	2
EXTRA POINTS Made-Attempts	2-2	2-2
Kicking Made-Attempts	2-2	2-2
FIELD GOALS Made-Attempts	2-3	1-2
RED ZONE EFFICIENCY	1-3-33%	1-1-100%
GOAL TO GO EFFICIENCY	1-1-100%	0-0-0%
SAFETIES	0	0

Field Goals (made / missed)

S.Janikowski (51)61WR
P.Dawson (41)(35)28B

RAIDERS STARTERS

OFFENSE	DEFENSE
WR 17 D.Moore	LE 99 L.Houston
LT 68 J.Veldheer	DT 90 D.Bryant
LG 66 C.Carlsle	NT 93 T.Kelly
C 61 S.Wisniewski	RE 77 M.Shaughnessy
RG 65 M.Brisiel	LB 56 M.Burns
RT 69 K.Barnes	LB 53 O.Gaither
TE 83 B.Myers	LB 52 P.Wheeler
WR 85 D.Heyward-Bey	CB 21 R.Bartell
QB 3 C.Palmer	FS 23 J.Hanson
RB 45 M.Reece	SS 34 T.Branch
FB 44 O.Smitt	CB 24 M.Huff

BROWNS STARTERS

OFFENSE	DEFENSE
WR 13 J.Gordon	LE 97 J.Sheard
LT 73 J.Thomas	DT 71 A.Rubin
LG 17 J.Greco	DT 98 P.Taylor
C 55 A.Mack	RE 92 F.Rucker
RG 66 S.Lauvao	LB 50 J.Johnson
RT 72 M.Schwartz	LB 52 D.Jackson
TE 82 B.Watson	LB 56 K.Waiava
WR 15 G.Little	CB 23 J.Haden
WR 11 M.Massaquoi	CB 24 S.Brown
QB 3 B.Weeden	FS 39 T.Gipson
RB 33 T.Richardson	SS 43 T.Ward

Referee: Bill Leavy (127)



BRONCOS 26, RAIDERS 13

O.co Coliseum; Thursday, Dec. 6, 2012; Attendance: 53,807 Time: 2:59; Wind: WNW 7 mph, Cloudy

OAKLAND (AP) — Knowshon Moreno sparked a struggling Denver running game with 119 yards and a touchdown and QB Peyton Manning threw for 310 yards and another score to help the Broncos top the Oakland Raiders, 26-13. Manning extended his franchise record with his 30th touchdown pass on the game's opening drive, becoming the fastest quarterback to reach 5,000 career completions and earned his record 12th 10-win season as a starter.

Carson Palmer threw one interception that thwarted a possible scoring chance for the Raiders (3-10) and lost a fumble that set up a touchdown for the Broncos as Oakland lost its sixth straight game. It is the team's longest skid since also losing six in a row in 2007.

The Raiders played the game with heavy hearts as coach Dennis Allen's father, Grady, died earlier in the week from cardiac arrest. Allen was away from the team for two days but returned Wednesday and coached the game.

The game was competitive for a brief time as the Raiders got on the board late in the first half on a touchdown pass from Palmer to Darren McFadden and then started with the ball in the third quarter down 13-7.

McFadden, returning from a four-game absence due to a sprained right ankle, broke off a 36-yard run on the first play from scrimmage, but the Raiders' drive stalled in Denver territory after that and the Broncos took the game over.

Matt Prater added two field goals after Broncos drives stalled inside the Oakland 20 as Denver extended the lead to 13-0. The momentum shifted after Phillip Adams



intercepted an underthrown pass from Manning to Matthew Willis in the end zone. Oakland responded with an 80-yard drive capped by a 6-yard screen pass to McFadden.

SCORE BY QUARTER

	1	2	3	4	OT	Total
Denver	10	3	13	0	0	26
Oakland	0	7	0	6	0	13

	Den	Oak
TOTAL FIRST DOWNS	30	14
By Rushing	9	2
By Passing	15	11
By Penalty	6	1
THIRD DOWN EFFICIENCY	7-14-50%	2-8-25%
FOURTH DOWN EFFICIENCY	0-0-0%	0-0-0%
TOTAL NET YARDS	428	324
Total Plays (inc. times thrown passing)	78	47
Average gain per offensive play	5.5	6.9
NET YARDS RUSHING	140	61
Total Rushing Plays	39	16
Average gain per rushing play	3.6	3.8
Tackles for a loss-number and yards	3-8	2-4
NET YARDS PASSING	288	263
Times thrown - yards lost attempting to pass	3-22	1-10
Gross yards passing	310	273
PASS ATT-COM-INT	36-26-1	30-19-1
Avg gain per pass play (inc.# thrown passing)	7.4	8.5
PUNTS Number and Average	2-44.5	5-43.4
Had Blocked	0	0
FGs - PATs Had Blocked	0-0	0-0
Net Punting Average	40.5	43.4
TOTAL RET. YARDAGE (Not Incl. Kickoffs)	18	8
No. and Yards Punt Returns	1-0	1-8
No. and Yards Kickoff Returns	1-33	2-34
No. and Yards Interception Returns	1-18	1-0
PENALTIES Number and Yards	3-25	11-94
FUMBLES Number and Lost	1-0	1-1
TOUCHDOWNS	2	2
Rushing	1	0
Passing	1	2
EXTRA POINTS Made-Attempts	2-2	1-2
Kicking Made-Attempts	2-2	1-1
FIELD GOALS Made-Attempts	4-4	0-0
RED ZONE EFFICIENCY	2-7-29%	1-1-100%
GOAL TO GO EFFICIENCY	1-3-33%	0-0-0%
SAFETIES	0	0

SCORING SUMMARY

Broncos	1	10:30	J.Dressen	6 yd. pass from P.Manning (M.Prater kick)	(10-68, 4:30)	7	0
Broncos	1	5:09	M.Prater	43 yd. Field Goal	(10-50, 4:42)	10	0
Broncos	2	13:39	M.Prater	34 yd. Field Goal	(10-64, 4:14)	13	0
Raiders	2	1:59	D.McFadden	6 yd. pass from C.Palmer (S.Janikowski kick)	(14-80, 6:33)	13	7
Broncos	3	7:30	M.Prater	20 yd. Field Goal	(10-89, 5:03)	16	7
Broncos	3	5:07	K.Moreno	1 yd. run (M.Prater kick)	(2-2, 0:38)	23	7
Broncos	3	0:19	M.Prater	33 yd. Field Goal	(8-49, 3:18)	26	7
Raiders	4	5:36	D.Heyward-Bey	56 yd. pass from C.Palmer (pass failed)	(4-86, 1:50)	26	13

DENVER BRONCOS

RUSHING	ATT	YDS	AVG	LG	TD
K.Moreno	32	119	3.7	18	1
R.Hillman	4	24	6.0	12	0
P.Manning	3	-3	-1.0	-1	0
Total	39	140	3.6	18	1

PASSING

PASSING	ATT	CMP	YDS	SK	YD/TD	LG	INT
P.Manning	36	26	310	3/22	1	29	1
Total	36	26	310	3/22	1	29	1

RECEIVING

RECEIVING	TAR	RECYDS	AVG	LG	TD
E.Decker	9	8	88	11.0	29
D.Thomas	7	5	83	16.6	22
J.Dressen	5	5	30	6.0	13
K.Moreno	5	4	48	12.0	26
J.Tammie	4	2	24	12.0	18
M.Willis	3	1	19	19.0	19
A.Caldwell	1	1	18	18.0	18
V.Green	1	0	0	0.0	0
R.Hillman	1	0	0	0.0	0
Total	36	26	310	11.9	29

INTERCEPTIONS

INTERCEPTIONS	NO	YDS	AVG	LG	TD
C.Bailey	1	18	18.0	18	0
Total	1	18	18.0	18	0

PUNTING

PUNTING	NO	YDS	AVG	NET	TB	IN20	LG
B.Colquitt	2	89	44.5	40.5	0	2	53
Total	2	89	44.5	40.5	0	2	53

P.RETURNS

P.RETURNS	NO	YDS	AVG	FC	LG	TD
T.Holiday	1	0	0.0	1	0	0
J.Leonhard	0	0	0.0	2	0	0
[DOWNED]	1	0	0.0	0	0	0
Total	1	0	0.0	3	0	0

K.RETURNS

K.RETURNS	NO	YDS	AVG	FC	LG	TD
T.Holiday	1	33	33.0	0	33	0
[TOUCHBACK]	1	0	0.0	0	0	0
Total	1	33	33.0	0	33	0

OAKLAND RAIDERS

RUSHING	ATT	YDS	AVG	LG	TD
D.McFadden	11	52	4.7	36	0
M.Reece	4	10	2.5	5	0
C.Palmer	1	-1	-1.0	-1	0
Total	16	61	3.8	36	0

PASSING

PASSING	ATT	CMP	YDS	SK	YD/TD	LG	INT
C.Palmer	30	19	273	1/10	2	58	1
Total	30	19	273	1/10	2	58	1

RECEIVING

RECEIVING	TAR	RECYDS	AVG	LG	TD
D.Heyward-Bey	6	5	82	16.4	56t
R.Streater	7	4	100	25.0	58
D.Moore	6	4	43	10.8	15
J.Crimer	3	2	24	12.0	17
D.McFadden	4	2	12	6.0	6t
B.Myers	2	1	7	7.0	7
M.Reece	1	1	5	5.0	5
D.Ausberry	1	0	0	0.0	0
Total	30	19	273	14.4	58

INTERCEPTIONS

INTERCEPTIONS	NO	YDS	AVG	LG	TD
P.Adams	1	0	0.0	0	0
Total	1	0	0.0	0	0

PUNTING

PUNTING	NO	YDS	AVG	NET	TB	IN20	LG
S.Lechler	5	217	43.4	43.4	0	3	58
Total	5	217	43.4	43.4	0	3	58

P.RETURNS

P.RETURNS	NO	YDS	AVG	FC	LG	TD
D.Moore	1	8	8.0	1	8	0
Total	1	8	8.0	1	8	0

K.RETURNS

K.RETURNS	NO	YDS	AVG	FC	LG	TD
M.Goodson	2	34	17.0	0	18	0
[TOUCHBACK]	5	0	0.0	0	0	0
Total	2	34	17.0	0	18	0

Field Goals (made / missed)

M.Prater (43/34/20/33)

RAIDERS STARTERS

OFFENSE		DEFENSE	
WR 17 D.Moore	LE 99 L.Houston	DT 90 D.Bryant	NT 93 T.Kelly
LT 68 J.Veldheer	DT 90 D.Bryant	DT 90 D.Bryant	NT 93 T.Kelly
LG 66 C.Carliste	NT 93 T.Kelly	RT 66 C.Carliste	LB 56 M.Burns
C 61 S.Wisniewski	RE 77 M.Shaughnessy	RE 77 M.Shaughnessy	LB 52 P.Wheeler
RG 65 M.Brisiel	LB 56 M.Burns	TE 69 K.Barnes	CB 21 R.Bartell
RT 69 K.Barnes	LB 52 P.Wheeler	WR 85 D.Heyward-Bey	CB 24 M.Huff
TE 83 B.Myers	CB 21 R.Bartell	QB 3 C.Palmer	CB 23 J.Hanson
WR 85 D.Heyward-Bey	CB 24 M.Huff	RB 20 D.McFadden	FS 27 M.Giordano
QB 3 C.Palmer	CB 23 J.Hanson	FB 45 M.Reece	SS 33 T.Brancho

BRONCOS STARTERS

OFFENSE		DEFENSE	
WR 88 D.Thomas	DE 95 D.Wolfe	DT 99 K.Vickerson	NT 97 J.Bannan
LT 78 R.Clady	DT 99 K.Vickerson	DT 99 K.Vickerson	NT 97 J.Bannan
LG 68 Z.Beadles	NT 97 J.Bannan	LG 68 Z.Beadles	DE 92 E.Dumervil
C 67 D.Koppen	DE 92 E.Dumervil	RE 65 M.Ramirez	LB 58 V.Miller
RG 65 M.Ramirez	LB 58 V.Miller	RT 74 O.Franklin	LB 57 K.Brooking
TE 81 J.Dressen	LB 55 D.Williams	TE 81 J.Dressen	CB 24 C.Bailey
TE 84 J.Tammie	CB 24 C.Bailey	WR 87 E.Decker	CB 25 C.Harris
WR 87 E.Decker	CB 25 C.Harris	QB 18 P.Manning	SS 20 M.Adams
QB 18 P.Manning	SS 20 M.Adams	FB 27 K.Moreno	FS 26 R.Moore

Referee: Clete Blakeman (34)



RAIDERS 15, CHIEFS 0

Coliseum; Sunday, Dec. 16, 2012; Attendance: 51,446 Time: 2:50; Wind: WS 2 mph, Cloudy

OAKLAND (AP) - The defense dominated, the running game clicked and the Oakland Raiders finally ended up on the winning end for the first time in seven weeks.

Sebastian Janikowski kicked five field goals, Darren McFadden rushed for 110 yards and the Raiders shut out Kansas City for the second time ever, beating the Chiefs 15-0 on Sunday. The Raiders (4-10) overwhelmed the Chiefs (2-12) to snap a six-game losing streak. There has been little to cheer for this season for the Chiefs, who have lost 10 of 11 games and are tied for the second-most losses in franchise history behind a 2-14 mark in 2008.

The Chiefs took nearly 40 minutes to earn their initial first down of the game and the Raiders failed to reach the end zone. Oakland allowed just 119 total yards, fewest by a Raiders opponent since 1975.

But strong running by McFadden and Mike Goodson giving the Raiders a season-high 203 yards rushing, Carson Palmer playing turnover-free for the first time since September and the Raiders dominating defensively, Oakland came out on top. The Raiders held Jamaal Charles to 10 yards rushing on nine carries, giving him 14 yards on 14 carries in two games against Oakland this season. Brady Quinn was 18 for 32 for 136 yards and an interception as he missed injured receiver



Dwayne Bowe.

Kansas City also failed to capitalize on a fumble by McFadden that Justin Houston recovered at the Oakland 18. An offensive pass interference and four straight incompletions by Quinn gave the ball back to the Raiders and helped seal the shut out.

The last time the Raiders recorded a shutout came in the 2002 regular season finale when they beat Kansas City 24-0. That was also the only other time they shutout the Chiefs in this long rivalry.

The fans even got to see third quarterback Terrelle Pryor for the first time all season. He entered to cheers on the first series of the second quarter. The former Ohio State star player handed off on his first two plays and threw an interception on third down before Palmer returned to the game.

SCORE BY QUARTER

	1	2	3	4	OT	Total
Kansas City	0	0	0	0	0	0
Oakland	3	6	3	3	0	15

SCORING SUMMARY

Raiders	11:44	S. Janikowski	20 yd. Field Goal (11-58, 5:52)	0	3
Raiders	2:10:19	S. Janikowski	50 yd. Field Goal (4-7, 1:46)	0	6
Raiders	2:0:00	S. Janikowski	67 yd. Field Goal (7-52, 0:56)	0	9
Raiders	3:4:21	S. Janikowski	30 yd. Field Goal (13-81, 7:25)	0	12
Raiders	4:13:57	S. Janikowski	41 yd. Field Goal (9-69, 4:04)	0	15

KANSAS CITY CHIEFS

RUSHING	ATT	YDS	AVG	LG	TD
J. Charles	9	10	1.1	5	0
P. Hillis	1	0	0.0	0	0
Total	10	10	1.0	5	0

PASSING	ATT	CMP	YDS	SK	YD/TD	LG	IN
B. Quinn	32	18	136	4/27	0	31	1
Total	32	18	136	4/27	0	31	1

RECEIVING	TAR	RECYDS	AVG	LG	TD	
D. McCluster	10	7	59	8.4	31	0
T. Moeaki	4	3	36	12.0	17	0
J. Charles	4	3	18	6.0	11	0
S. Draughn	3	3	11	3.7	6	0
J. Newsome	4	1	6	6.0	6	0
D. Wylie	2	1	6	6.0	6	0
J. Baldwin	4	0	0	0.0	0	0
P. Hillis	1	0	0	0.0	0	0
Total	32	18	136	7.6	31	0

INTERCEPTIONS	NO	YDS	AVG	LG	TD
Total	0	0	0	0	0

PUNTING	NO	YDS	AVG	NET	TB	IN20	LG
D. Colquitt	7	383	54.7	51.9	1	4	71
Total	7	383	54.7	51.9	1	4	71

P. RETURNS	NO	YDS	AVG	FC	LG	TD
J. Arenas	2	11	5.5	0	10	0
D. Wylie	1	13	13.0	0	13	0
[TOUCHBACK]	1	0	0.0	0	0	0
Total	3	24	8.0	0	13	0

K. RETURNS	NO	YDS	AVG	FC	LG	TD
J. Bellamy	2	43	21.5	0	26	0
J. Arenas	1	27	27.0	0	27	0
[TOUCHBACK]	2	0	0.0	0	0	0
Total	3	70	23.3	0	27	0

OAKLAND RAIDERS

RUSHING	ATT	YDS	AVG	LG	TD
D. McFadden	30	110	3.7	19	0
M. Goodson	13	89	6.8	43	0
C. Palmer	2	4	2.0	2	0
Total	45	203	4.5	43	0

PASSING	ATT	CMP	YDS	SK	YD/TD	LG	IN
C. Palmer	29	18	182	0/0	0	19	0
T. Pryor	1	0	0	0/0	0	0	0
Total	30	18	182	0/0	0	19	0

RECEIVING	TAR	RECYDS	AVG	LG	TD	
R. Streater	6	5	62	12.4	19	0
D. Moore	8	5	46	9.2	18	0
D. McFadden	4	4	39	9.8	15	0
B. Myers	4	2	15	7.5	14	0
M. Goodson	1	1	14	14.0	14	0
M. Reece	2	1	6	6.0	6	0
D. Heyward-Bey	5	0	0	0.0	0	0
Total	30	18	182	10.1	19	0

INTERCEPTIONS	NO	YDS	AVG	LG	TD
J. Hanson	1	3	3.0	3	0
Total	1	3	3.0	3	0

PUNTING	NO	YDS	AVG	NET	TB	IN20	LG
S. Lechler	4	205	51.3	40.3	1	0	64
Total	4	205	51.3	40.3	1	0	64

P. RETURNS	NO	YDS	AVG	FC	LG	TD
D. Moore	0	0	0.0	0	0	0
[DOWNED]	4	0	0.0	0	0	0
[TOUCHBACK]	1	0	0.0	0	0	0
Total	0	0	0.0	0	2	0

K. RETURNS	NO	YDS	AVG	FC	LG	TD
[TOUCHBACK]	1	0	0.0	0	0	0
Total	0	0	0	0	0	0

	KC	Oak
TOTAL FIRST DOWNS	7	21
By Rushing	0	10
By Passing	5	9
By Penalty	2	2
THIRD DOWN EFFICIENCY	1-12-8%	7-17-41%
FOURTH DOWN EFFICIENCY	0-3-0%	0-0-0%
TOTAL NET YARDS	119	385
Total Plays (inc. times thrown passing)	46	75
Average gain per offensive play	2.6	5.1
NET YARDS RUSHING	10	203
Total Rushing Plays	10	45
Average gain per rushing play	1.0	4.5
Tackles for a loss-number and yards	2-5	4-10
NET YARDS PASSING	109	182
Times thrown - yards lost attempting to pass	4-27	0-0
Gross yards passing	136	182
PASS ATT-COM-INT	32-18-1	30-18-0
AVG gain per pass play (inc.# thrown passing)	3.0	6.1
PUNTS Number and Average	7-54.7	4-51.3
Had Blocked	0	0
FGs - PATS Had Blocked	0-0	0-0
Net Punting Average	51.9	40.3
TOTAL RET. YARDAGE (Not Incl. Kickoffs)	24	3
No. and Yards Punt Returns	3-24	0-0
No. and Yards Kickoff Returns	3-70	0-0
No. and Yards Interception Returns	0-0	1-3
PENALTIES Number and Yards	7-60	5-62
FUMBLES Number and Lost	0-0	2-1
TOUCHDOWNS	0	0
Rushing	0	0
Passing	0	0
EXTRA POINTS Made-Attempts	0-0	0-0
Kicking Made-Attempts	0-0	0-0
FIELD GOALS Made-Attempts	0-0	5-6
RED ZONE EFFICIENCY	0-2-0%	0-2-0%
GOAL TO GO EFFICIENCY	0-1-0%	0-1-0%
SAFETIES	0	0

Field Goals (made () & missed)

S. Janikowski (20/50)51W(57/30)(41)

RAIDERS STARTERS

OFFENSE	DEFENSE
WR 17 D. Moore	LE 99 L. Houston
LT 68 J. Veldheer	DT 90 D. Bryant
LG 66 C. Carlisle	NT 93 T. Kelly
C 61 S. Wisniewski	RE 77 M. Shaughnessy
RG 65 M. Brisiel	LB 56 M. Burris
RT 69 K. Barnes	LB 53 O. Gaither
TE 83 B. Myers	LB 52 P. Wheeler
WR 85 D. Heyward-Bey	CB 28 P. Adams
QB 3 C. Palmer	CB 24 M. Huff
RB 20 D. McFadden	FS 21 G. Giordano
FB 45 M. Reece	SS 33 T. Branch

CHIEFS STARTERS

OFFENSE	DEFENSE
WR 89 J. Baldwin	LE 94 T. Jackson
LT 79 D. Stephenson	NT 92 D. Poe
LG 71 J. Allen	RE 75 R. Pitoutia
C 65 R. Lijja	LB 50 J. Houston
RG 73 J. Asamoah	LB 52 B. Siler
RT 74 E. Winston	LB 56 D. Johnson
TE 81 T. Moeaki	LB 91 T. Hall
TE 87 S. Maneri	CB 24 B. Flowers
WR 84 J. Newsome	CB 21 J. Arenas
QB 9 B. Quinn	SS 29 E. Berry
RB 25 J. Charles	FS 23 K. Lewis

Referee: Tony Corrente (99)



PANTHERS 17, RAIDERS 6

Bank of America Stadium; Sunday, Dec. 23, 2012; Attendance: 73,026; Time: 2:55; Wind: NW 3 mph, Cloudy

CHARLOTTE (AP) — Despite the 17-6 victory over the Oakland Raiders, Panthers QB Cam Newton apologized after the win. It had nothing to do with his performance on the field, but rather what he said when he angrily confronted referee Jerome Boger and drew a penalty for unsportsmanlike conduct in the fourth quarter.

The second-year quarterback made up for it by throwing for 170 yards and a touchdown and running for 60 yards and another score.

Newton's frustration stemmed from a heated game featuring several shoving matches, plenty of verbal exchanges and six unnecessary roughness penalties - including one that sidelined Oakland quarterback Carson Palmer in the first quarter for the rest of the day.

Newton took exception with what he felt was a late hit by Raiders safety Mike Mitchell with Carolina up 14-6.

Coach Dennis Allen said Palmer was taken to the hospital after the game, but X-rays on his ribs were negative.

Newton and the Panthers built a 14-3 lead at halftime then let linebacker Luke Kuechly and the defense do the rest.

Palmer's replacement, Matt Leinart, managed 115 yards passing in three-plus quarters and was intercepted once by Kuechly, setting up Carolina's second touchdown of the game.

Newton accounted for 230 of the 271 yards for the Panthers, who have now four of their last five games.

The Raiders (4-11) were held to 47 yards rushing on 22 carries. Their longest play was a 22-yard reception by third-string quarterback Terrelle Pryor on a trick play.

After being penalized for holding on the game's opening drive nullifying a 76-yard touchdown run by DeAngelo Williams, Panthers receiver Steve Smith hauled in a 23-yard touchdown pass from Newton on Carolina's second possession.



SCORE BY QUARTER

	1	2	3	4	OT	Total
Oakland	0	3	0	3	0	6
Carolina	7	7	0	3	0	17

SCORING SUMMARY

Panthers	1	3:12	S.Smith 23 yd. pass from C.Newton (G.Gano kick) (8-88, 5:02)	0	7
Raiders	2	6:25	S.Janikowski 21 yd. Field Goal (11-73, 6:07)	3	7
Panthers	2	0:17	C.Newton 3 yd. run (G.Gano kick) (4-29, 1:04)	3	14
Raiders	4	13:18	S.Janikowski 31 yd. Field Goal (7-5, 1:42)	6	14
Panthers	4	2:46	G.Gano 51 yd. Field Goal (7-43, 2:33)	6	17

CAROLINA PANTHERS

RUSHING	ATT	YDS	AVG	LG	TD
C.Newton	12	60	5.0	29	1
M.Tolbert	5	28	5.6	8	0
D.Williams	10	19	1.9	14	0
J.Adams	1	5	5.0	5	0
Total	28	112	4.0	29	1

PASSING

ATT	YDS	TD	INT	RT				
C.Newton	29	18	170	2/11	1	23	1	75.4
Total	29	18	170	2/11	1	23	1	75.4

RECEIVING

TAR	RECYDS	AVG	LG	TD		
G.Olsen	7	6	53	8.8	20	0
B.LaFell	7	5	38	7.6	14	0
S.Smith	6	4	45	11.3	23	1
D.Williams	3	2	29	14.5	22	0
L.Murphy	2	1	5	5.0	5	0
M.Tolbert	2	0	0	0.0	0	0
Total	29	18	170	9.4	23	1

INTERCEPTIONS

NO	YDS	AVG	LG	TD	
L.Kuechly	1	25	25.0	25	0
Total	1	25	25.0	25	0

PUNTING

NO	YDS	AVG	NET	TB	IN20	LG
B.Nortman	4	195	48.8	48.3	0	55
Total	4	195	48.8	48.3	0	55

P.RETURNS

NO	YDS	AVG	FC	LG	TD	
J.Adams	1	14	14.0	2	14	0
A.Edwards	0	0	0.0	1	0	0
[OB]	1	0	0.0	0	0	0
Total	1	14	14.0	3	14	0

K.RETURNS

NO	YDS	AVG	FC	LG	TD	
A.Smith	1	26	26.0	0	26	0
[TOUCHBACK]	2	0	0.0	0	0	0
Total	1	26	26.0	0	26	0

OAKLAND RAIDERS

RUSHING	ATT	YDS	AVG	LG	TD
D.McFadden	17	33	1.9	13	0
M.Goodson	4	12	3.0	7	0
T.Pryor	1	2	2.0	2	0
Total	22	47	2.1	13	0

PASSING

ATT	YDS	TD	INT	RT				
M.Leinart	32	16	115	1/9	0	20	1	45.7
C.Palmer	3	3	31	0/0	0	22	0	10.7
T.Pryor	1	1	5	0/0	0	5	0	8.75
Total	36	20	151	1/9	0	22	1	54.3

RECEIVING

TAR	RECYDS	AVG	LG	TD		
M.Reece	5	4	18	4.5	19	0
D.McFadden	4	3	15	5.0	11	0
D.Moore	7	3	12	4.0	7	0
B.Myers	4	3	10	3.3	7	0
D.Heyward-Bey	6	2	31	15.5	20	0
R.Streater	5	2	16	8.0	12	0
T.Pryor	1	1	22	22.0	22	0
D.Hagan	3	1	19	19.0	19	0
M.Goodson	1	1	8	8.0	8	0
Total	36	20	151	7.6	22	0

INTERCEPTIONS

NO	YDS	AVG	LG	TD	
M.Burris	1	7	7.0	7	0
Total	1	7	7.0	7	0

PUNTING

NO	YDS	AVG	NET	TB	IN20	LG	
S.Lechler	5	219	43.8	41.0	0	4	61
Total	5	219	43.8	41.0	0	4	61

P.RETURNS

NO	YDS	AVG	FC	LG	TD	
P.Adams	2	0	0.0	0	3	0
D.Moore	2	0	0.0	0	0	0
M.Mitchell	0	2	0.0	0	2	0
Total	4	2	0.5	0	3	0

K.RETURNS

NO	YDS	AVG	FC	LG	TD	
M.Goodson	1	26	26.0	0	26	0
[TOUCHBACK]	3	0	0.0	0	0	0
Total	1	26	26.0	0	26	0

	Oak	Car
TOTAL FIRST DOWNS	12	16
By Rushing	1	5
By Passing	8	8
By Penalty	3	3
THIRD DOWN EFFICIENCY	4-15-27%	6-15-40%
FOURTH DOWN EFFICIENCY	0-2-0%	0-0-0%
TOTAL NET YARDS	189	271
Total Plays (inc. times thrown passing)	59	59
Average gain per offensive play	3.2	4.6
NET YARDS RUSHING	47	112
Total Rushing Plays	22	28
Average gain per rushing play	2.1	4.0
Tackles for a loss-number and yards	3-8	7-11
NET YARDS PASSING	142	159
Times thrown - yards lost attempting to pass	19	2-11
Gross yards passing	151	170
PASS ATT-COM-INT	36-20-1	29-18-1
Avg gain per pass play (inc. thrown passing)	3.8	5.1
PUNTS Number and Average	5-43.8	4-48.8
Had Blocked	0	0
FGs - PATs Had Blocked	0-0	0-0
Net Punting Average	41.0	48.3
TOTAL RET. YARDAGE (Not Incl. Kickoffs)	9	39
No. and Yards Punt Returns	4-2	1-14
No. and Yards Kickoff Returns	1-26	1-26
No. and Yards Interception Returns	1-7	1-25
PENALTIES Number and Yards	6-70	10-97
FUMBLES Number and Lost	0-0	1-1
TOUCHDOWNS	0	2
Rushing	0	1
Passing	0	1
EXTRA POINTS Made-Attempts	0-0	2-2
Kicking Made-Attempts	0-0	2-2
FIELD GOALS Made-Attempts	2-2	1-2
RED ZONE EFFICIENCY	0-2-0%	1-2-50%
GOAL TO GO EFFICIENCY	0-1-0%	1-1-100%
SAFETIES	0	0

Field Goals (made / missed)

S.Janikowski (1/1)(31)
G.Gano 4BWR(2/1)

RAIDERS STARTERS

OFFENSE	DEFENSE
WR 17 D.Moore	LE 99 L.Houston
LT 68 J.Veldheer	DT 90 D.Bryant
LG 66 C.Carlisle	NT 93 T.Kelly
C 61 S.Wisniewski	RE 77 M.Shaughnessy
RG 65 M.Brisiel	LB 56 M.Burris
RT 69 K.Barnes	LB 53 O.Gaither
TE 83 B.Myers	LB 52 P.Wheeler
WR 85 D.Heyward-Bey	CB 28 P.Adams
QB 3 C.Palmer	CB 24 M.Huff
RB 20 D.McFadden	FS 27 M.Giordano
FB 45 M.Reece	SS 33 T.Branch

PANTHERS STARTERS

OFFENSE	DEFENSE
WR 89 S.Smith	LE 76 G.Hardy
LT 69 J.Gross	DT 92 D.Edwards
LG 61 A.Siatolu	NT 99 F.Kearse
C 62 J.Byers	RE 95 C.Johnson
RG 65 G.Williams	LB 59 L.Kuechly
RT 77 B.Bell	LB 58 T.Davis
TE 88 G.Olsen	LB 97 M.Addison
TE 84 B.Hartsock	CB 31 J.Dockery
WR 11 B.LaFell	CB 22 J.Thomas
QB 1 C.Newton	SS 26 D.Campbell
RB 34 D.Williams	FS 30 C.Godfrey

Referee: Jerome Boger (23)



CHARGERS 24, RAIDERS 21

Qualcomm Stadium; Sunday, Dec. 30, 2012; Attendance: 66,486 Time: 3:04; Wind: S 3 mph, Cloudy

SAN DIEGO (AP) — Chargers Head Coach Norv Turner watched his San Diego Chargers beat the rival Oakland Raiders 24-21 on a wet, gloomy Sunday that seemed to sum up the state of the franchise. The Chargers (7-9) missed the playoffs for the third straight season. The Raiders finished 4-12.

San Diego's Micheal Spurlock returned the opening kickoff 99 yards for a touchdown.

San Diego linebacker Takeo Spikes and Oakland running back Mike Goodson were ejected following a skirmish in the second quarter.

Oakland quarterback Terrelle Pryor made his first career start, in place of injured Carson Palmer. Pryor threw his first career touchdown pass, a 9-yarder to Darius Heyward-Bey early in the second quarter, and scored on a 3-yard run midway through the fourth quarter to pull the Raiders to 24-14.

The Raiders blocked a punt by Mike Scifres, setting up Pryor's 5-yard TD pass to Denarius Moore with 1:52 left. The Raiders tried an onside kick but Spurlock recovered.

After Oakland scored in the second quarter, San Diego took the ensuing kickoff and went on a long drive that resulted in Rivers' 11-yard touchdown pass to Antonio Gates for a 17-7 lead with 2:48 left before halftime.

Rivers also threw a 34-yard scoring pass to Danario Alexander. Rivers completed 13 of 17 passes for 151 yards and two touchdowns.

SCORE BY QUARTER

	1	2	3	4	OT	Total
Oakland	0	7	0	14	0	21
San Diego	10	7	7	0	0	24

Pryor was 13 of 28 for 150 yards, with two TDs and one interception.



SCORING SUMMARY

Chargers	1	14:48	M. Spurlock 99 yd. kickoff return (N.Novak kick) (0-0, 0:12)	0	7
Chargers	1	4:11	N.Novak 30 yd. Field Goal (9:59, 5:20)	0	10
Raiders	2	12:11	D.Heyward-Bey 9 yd. pass from T.Pryor (S.Janikowski kick) (12-80, 7:00)	7	10
Chargers	2	2:48	A.Gates 11 yd. pass from P.Rivers (N.Novak kick) (14-81, 9:23)	7	17
Chargers	3	4:59	D.Alexander 34 yd. pass from P.Rivers (N.Novak kick) (4-47, 2:11)	7	24
Raiders	4	7:43	T.Pryor 3 yd. run (S.Janikowski kick) (8-76, 5:19)	14	24
Raiders	4	1:52	D.Moore 5 yd. pass from T.Pryor (S.Janikowski kick) (3-11, 0:53)	21	24

SAN DIEGO CHARGERS

	RUSHING	ATT	YDS	AVG	LG	TD
J.Battle	19	37	1.9	8	0	0
R.Brown	5	20	4.0	6	0	0
C.Brinkley	3	10	3.3	7	0	0
E.Weddle	1	6	6.0	6	0	0
P.Rivers	3	-3	-1.0	-1	0	0
Total	31	70	2.3	8	0	0

	PASSING	ATT	CMP	YDS	SK	YD/TD	LG	IN
P.Rivers	17	13	151	2/11	2	34	0	0
Total	17	13	151	2/11	2	34	0	0

	RECEIVING	TAR	RECY	YDS	AVG	LG	TD
E.Royal	6	4	61	15.3	31	0	0
J.Battle	4	4	31	7.8	11	0	0
A.Gates	2	2	15	7.5	11	1	0
D.Alexander	2	1	34	34.0	34	1	0
M.Spurlock	2	1	7	7.0	7	0	0
R.Brown	1	1	3	3.0	3	0	0
Total	17	13	151	11.6	34	2	0

	INTERCEPTIONS	NO	YDS	AVG	LG	TD
Q.Jammer	1	0	0.0	0	0	0
Total	1	0	0.0	0	0	0

	PUNTING	NO	YDS	AVG	NET	TB	IN20	LG
M.Scifres	5	250	50.0	37.7	0	0	58	0
[BLOCKED]	1	0	0.0	0	0	0	0	0
Total	6	250	41.7	37.7	0	0	58	0

	P.RETURNS	NO	YDS	AVG	FC	LG	TD
M.Spurlock	2	15	7.5	2	10	0	0
[DOWNED]	1	0	0.0	0	0	0	0
[OB]	1	0	0.0	0	0	0	0
Total	2	15	7.5	2	10	0	0

	K.RETURNS	NO	YDS	AVG	FC	LG	TD
M.Spurlock	2	117	58.5	0	99	1	0
[TOUCHBACK]	1	0	0.0	0	0	0	0
Total	2	117	58.5	0	99	1	0

OAKLAND RAIDERS

	RUSHING	ATT	YDS	AVG	LG	TD
D.McFadden	19	57	3.0	8	0	0
T.Pryor	9	49	5.4	9	1	0
M.Goodson	1	9	9.0	9	0	0
Total	29	115	4.0	9	1	0

	PASSING	ATT	CMP	YDS	SK	YD/TD	LG	IN
T.Pryor	28	13	150	0/0	2	38	1	0
Total	28	13	150	0/0	2	38	1	0

	RECEIVING	TAR	RECY	YDS	AVG	LG	TD
R.Streater	5	4	77	19.3	38	0	0
B.Myers	7	4	53	13.3	22	0	0
D.Heyward-Bey	4	2	13	6.5	9	1	0
D.McFadden	3	2	2	1.0	3	0	0
D.Moore	6	1	5	5.0	5	1	0
M.Reece	3	0	0	0.0	0	0	0
Total	28	13	150	11.5	38	2	0

	INTERCEPTIONS	NO	YDS	AVG	LG	TD
Total	0	0	0.0	0	0	0

	PUNTING	NO	YDS	AVG	NET	TB	IN20	LG
S.Lechler	6	277	46.2	43.7	0	1	58	0
Total	6	277	46.2	43.7	0	1	58	0

	P.RETURNS	NO	YDS	AVG	FC	LG	TD
D.Moore	4	24	6.0	1	19	0	0
M.Giordano	0	0	0.0	1	0	0	0
Total	4	24	6.0	1	19	0	0

	K.RETURNS	NO	YDS	AVG	FC	LG	TD
C.Francis	2	46	23.0	0	25	0	0
M.Goodson	1	15	15.0	0	15	0	0
[TOUCHBACK]	2	0	0.0	0	0	0	0
Total	3	61	20.3	0	25	0	0

	Oak	SD
TOTAL FIRST DOWNS	17	14
By Rushing	5	3
By Passing	9	9
By Penalty	15	3
THIRD DOWN EFFICIENCY	8-15-53%	2-11-18%
FOURTH DOWN EFFICIENCY	0-0-0%	1-1-100%
TOTAL NET YARDS	265	210
Total Plays (inc. times thrown passing)	57	50
Average gain per offensive play	4.6	4.2
NET YARDS RUSHING	115	70
Total Rushing Plays	29	31
Average gain per rushing play	4.0	2.3
Tackles for a loss-number and yards	4-10	3-9
NET YARDS PASSING	150	140
Times thrown - yards lost attempting to pass	0-0	2-11
Gross yards passing	150	151
PASS ATT-COM-INT	28-13-1	17-13-0
Avg gain per pass play (inc.# thrown passing)	5.4	7.4
KICKOFFS Number-In EZ-TB	4-1-1	5-5-2
PUNTS Number and Average	6-46.2	6-41.7
Had Blocked	0	1
FGs - PATs Had Blocked	0-0	0-0
Net Punting Average	43.7	37.7
TOTAL RET. YARDAGE (Net Incl. Kickoffs)	24	15
No. and Yards Punt Returns	4-24	2-15
No. and Yards Kickoff Returns	3-61	2-117
No. and Yards Interception Returns	0-0	1-0
PENALTIES Number and Yards	9-67	8-60
FUMBLES Number and Lost	1-0	0-0
TOUCHDOWNS	3	3
Rushing	1	0
Passing	2	2
EXTRA POINTS Made-Attempts	3-3	3-3
Kicking Made-Attempts	3-3	3-3
FIELD GOALS Made-Attempts	0-0	1-1
RED ZONE EFFICIENCY	3-3-100%	1-2-50%
GOAL TO GO EFFICIENCY	2-2-100%	0-0-0%
SAFETIES	0	0
FINAL SCORE	21	24

Field Goals (made () & missed)

N.Novak (3/0)

RAIDERS STARTERS

OFFENSE		DEFENSE	
WR 17	D.Moore	LE 99	L.Houston
LT 68	J.Veldheer	DT 90	D.Bryant
LG 66	C.Carlsle	NT 93	T.Kelly
C 61	S.Wisniewski	RE 77	M.Shaughnessy
RG 70	T.Bergstrom	LB 56	M.Burris
RT 69	K.Barnes	LB 53	O.Gaither
TE 83	B.Myers	LB 52	P.Wheeler
WR 85	D.Heyward-Bey	CB 29	B.Ross
QB 6	T.Pryor	CB 24	M.Huff
RB 20	D.McFadden	FS 27	M.Giordano
FB 45	M.Reece	SS 34	M.Mitchell

CHARGERS STARTERS

OFFENSE		DEFENSE	
WR 11	E.Royal	RE 94	C.Liuget
LT 70	K.Haslam	DT 93	C.Thomas
LG 69	T.Green	LE 91	K.Reyes
C 61	N.Hardwick	LB 95	S.Phillips
RG 65	L.Vasquez	LB 51	T.Spikes
RT 66	J.Clary	LB 58	D.Williams
TE 85	A.Gates	LB 96	J.Johnson
WR 84	D.Alexander	CB 20	A.Cason
QB 17	P.Rivers	CB 23	Q.Jammer
TE 81	R.McMichael	SS 41	C.Lynch
RB 44	J.Battle	FS 32	E.Weddle

Referee: John Parry



RECORDS & HISTORY



THE LAST TIME

RUSHING

200 Yards Rushing, Individual

- By Raiders Napoleon Kaufman, Oct. 19, 1997, vs. Denver (227 yards)
By Opponent Doug Martin, Nov. 4, 2012, vs. Tampa Bay (251 yards)

100 Yards Rushing, Individual

- By Raiders Darren McFadden, Dec. 16, 2012, vs. Kansas City (110 yards)
By Opponent Knowshon Moreno, Dec. 6, 2012, vs. Denver (119 yards)

100 Yards Rushing, Individual, One half

- By Raiders Darren McFadden, Sept. 25, 2011, vs. New York Jets (121 yards)
By Opponent Doug Martin, Nov. 4, 2012, vs. Tampa Bay Buccaneers (230 yards)

100 Yards Rushing and Receiving, Individual

- By Raiders Marcus Allen, Sept. 7, 1986, at Denver (102 yards rushing, 102 receiving)
By Opponent Priest Holmes, Dec. 9, 2001, vs. Kansas City (168 yards rushing, 109 receiving)

Two 100-yard Rushers

- By Raiders Napoleon Kaufman (122 yards) and Tyrone Wheatley (111 yards), Dec. 19, 1999, vs. Tampa Bay
By Opponent Willis McGahee (163 yards) and Tim Tebow (118 yards), Nov. 6, 2011, vs. Denver



Napoleon Kaufman

Four Touchdowns Rushing, Individual

- By Raiders Never
By Opponent Doug Martin, Nov. 4, 2012, vs. Tampa Bay

Three Touchdowns Rushing, Individual

- By Raiders Darren McFadden, Oct. 24, 2010, at Denver
By Opponent Willis McGahee, Jan. 3, 2010, vs. Baltimore

Two Touchdowns Rushing, Individual

- By Raiders Darren McFadden, Sept. 25, 2011, vs. New York Jets
By Opponent Reggie Bush, Sept. 16, 2012, at Miami

PASSING

500 Yards Passing, Individual

- By Raiders Never
By Opponent Elvis Grbac, Dec. 5, 2000, vs. Kansas City (504 yards)

400 Yards Passing, Individual

- By Raiders Carson Palmer, Nov. 4, 2012, vs. Tampa Bay (414 yards)
By Opponent Philip Rivers, Oct. 10, 2010, vs. San Diego (431 yards)

300 Yards Passing, Individual

- By Raiders Carson Palmer, Dec. 2, 2012, vs. Cleveland (351 yards)
By Opponent Peyton Manning, Dec. 6, 2012, vs. Denver (310 yards)

Six Touchdown Passes, Individual

- By Raiders Daryle Lamonica, Oct. 19, 1969, vs. Buffalo
By Opponent Dan Fouts, Nov. 22, 1981, vs. San Diego

Five Touchdown Passes, Individual

- By Raiders Kerry Collins, Dec. 19, 2004, vs. Tennessee
By Opponent Drew Brees, Oct. 31, 2004, at San Diego

Four Touchdown Passes, Individual

- By Raiders Carson Palmer, Nov. 4, 2012, vs. Tampa Bay
By Opponent Ben Roethlisberger, Sept. 23, 2012, vs. Pittsburgh

Three Touchdown Passes, Individual

- By Raiders Caron Palmer, Sept. 23, 2012, vs. Pittsburgh
By Opponent Andy Dalton, Nov. 25, 2012, at Cincinnati

Seven Interceptions Thrown, Individual

- By Raiders Ken Stabler, Oct. 16, 1977, vs. Denver
By Opponent Never

Six Interceptions Thrown, Individual

- By Raiders Donald Hollas, Dec. 6, 1999, vs. Miami
By Opponent Never

Five Interceptions Thrown, Individual

- By Raiders Jim Plunkett, Oct. 5, 1980, vs. Kansas City
By Opponent Steve Pelluer, Nov. 9, 1986, at Dallas

Four Interceptions Thrown, Individual

- By Raiders Carson Palmer, Dec. 11, 2011, at Green Bay
By Opponent Jake Delhomme, Nov. 9, 2008, vs. Carolina

RECEIVING

10 or more receptions, Individual

- By Raiders Brandon Myers, Dec. 2, 2012, vs. Cleveland (14 receptions)
By Opponent Tony Gonzalez, Dec. 25, 2004, at Kansas City (11 receptions)

200 yards receiving, Individual

- By Raiders Art Powell, Oct. 8, 1965, at Boston (205 yards)
By Opponent Calvin Johnson, Dec. 18, 2011, vs. Detroit (214 yards)

100 yards receiving, Individual

- By Raiders Rod Streater, Dec. 6, 2012, vs. Denver (100 yards)
By Opponent Josh Gordon, Dec. 2, 2012, vs. Cleveland (116 yards)

100 yards receiving, one half, Individual

- By Raiders Denarius Moore, Nov. 10, 2011, at San Diego (123 yards)
By Opponent Calvin Johnson, Dec. 18, 2011, vs. Detroit (116 yards)

Two 100-yard receivers

- By Raiders Darrius Heyward-Bey (130 yards) and Denarius Moore (101 yards), Jan. 1, 2012, vs. San Diego
By Opponent Malcolm Floyd (127 yards) and Antonio Gates (106 yards), Jan. 1, 2012, vs. San Diego

Five touchdown receptions, Individual

- By Raiders Never
By Opponent Kellen Winslow, Nov. 22, 1981, vs. San Diego

Four touchdown receptions, Individual

- By Raiders Art Powell, Dec. 22, 1963, vs. Houston
By Opponent Never

Three touchdown receptions, Individual

- By Raiders Jerry Porter, Dec. 19, 2004, vs. Tennessee
By Opponent Joey Galloway, Oct. 26, 1997, at Seattle

Two touchdown receptions, Individual

- By Raiders Louis Murphy, Dec. 6, 2009, at Pittsburgh
By Opponent Mohamed Sanu, Nov. 25, 2012, at Cincinnati

Two 100-yard rushers and two 100-yard receivers

- By Raiders/Opp. Never

INTERCEPTIONS

Four interceptions, Individual

- By Raiders Never
- By Opponent Never

Three interceptions, Individual

- By Raiders Rod Woodson, Sept. 29, 2002, vs. Tennessee
- By Opponent Dwayne Harper, Nov. 27, 1995, at San Diego

Two interceptions, Individual

- By Raiders Michael Huff, Sept. 20, 2009, at Kansas City
- By Opponent Champ Bailey, Nov. 6, 2011, vs. Denver

Interception returned for touchdown

- By Raiders Stanford Routt, Jan. 2, 2011, at Kansas City (22 yards)
- By Opponent Malcolm Jenkins, Nov. 18, 2012, vs. New Orleans (55 yards)

TOUCHDOWNS

Five touchdowns, Individual

- By Raiders Never
- By Opponent Kellen Winslow, Nov. 22, 1981, vs. San Diego (15-, 29-, 4-, 5-, 3-yard receptions)

Four touchdowns, Individual

- By Raiders Darren McFadden, Oct. 24, 2010, at Denver (4-, 4-, 57-yard runs; 19-yard reception)
- By Opponent Doug Martin, Nov. 4, 2012, vs. Tampa Bay (45-, 67-, 70-, 1-yard runs)

Three touchdowns, Individual

- By Raiders Darren McFadden, Dec. 12, 2010, at Jacksonville (51-, 36-yard runs; 67-yard reception)
- By Opponent Willis McGahee, Jan. 3, 2010, vs. Baltimore (2-, 77-, 2-yard runs)



Sebastian Janikowski

FIELD GOALS/PATS

Six field goals made, Individual

- By Raiders Sebastian Janikowski, Nov. 27, 2011, vs. Chicago (40, 47, 42, 19, 37, 44 yards)
- By Opponent Greg Davis, Oct. 5, 1997, vs. San Diego (30, 22, 38, 43, 33, 33 yards)

Five field goals made, Individual

- By Raiders Sebastian Janikowski, Dec. 16, 2012, vs. Kansas City (20, 50, 57, 30, 41 yards)
- By Opponent Nate Kaeding, Sept. 10, 2012, vs. San Diego (23, 28, 19, 41, 45 yards)

Four field goals made, Individual

- By Raiders Sebastian Janikowski, Oct. 28, 2012, at Kansas City (36, 35, 29, 32 yards)
- By Opponent Matt Prater, Dec. 6, 2012, vs. Denver (43, 34, 20, 33 yards)

60-yard field goal

- By Raiders Sebastian Janikowski, Sept. 12, 2011, at Denver (63 yards)
- By Opponent Never

Blocked opponent field-goal attempt

- By Raiders Desmond Bryant, Dec. 2, 2012, vs. Cleveland (28-yard Phil Dawson attempt)
- By Opponent Ndamukong Suh, Dec. 18, 2011, vs. Detroit (65-yard Sebastian Janikowski attempt)

Two-point conversion

- By Raiders Juron Criner, Nov. 4, 2012, vs. Tampa Bay (pass from Carson Palmer)
- By Opponent Darren Sproles, Sept. 28, 2008, vs. San Diego (pass from Philip Rivers)

PAT missed

- By Raiders Sebastian Janikowski, Oct. 5, 2007, at Chicago (wide right)
- By Opponent Shayne Graham, Dec. 10, 2006, at Cincinnati (hit left upright)

Blocked PAT

- By Raiders Desmond Bryant, Dec. 11, 2011, at Green Bay (Mason Crosby, fifth attempt)
- By Opponent Vince Wilfork, Dec. 14, 2008, vs. New England (Sebastian Janikowski, third attempt)

PUNTING

80-yard punt

- By Raiders Shane Lechler, Nov. 27, 2011, vs. Chicago (80 yards)
- By Opponent Never

70-yard punt

- By Raiders Shane Lechler, Dec. 24, 2011, at Kansas City (76 yards)
- By Opponent Dustin Colquitt, Dec. 16, 2012, vs. Kansas City (71 yards)

60-yard punt

- By Raiders Shane Lechler, Dec. 23, 2012, at Carolina (61 yards)
- By Opponent Dustin Colquitt, Dec. 16, 2012, vs. Kansas City (60 yards)

Blocked Punt

- By Raiders Coye Francies, Dec. 30, 2012, at San Diego (Mike Scifres, punter)
- By Opponent Dante Rosario, Sept. 10, 2012, vs. San Diego (Shane Lechler, punter)

10 punts, Individual

- By Raiders Shane Lechler, Nov. 15, 2009, vs. Kansas City (11 punts; 531 yards)
- By Opponent Darren Bennett, Dec. 28, 2003, at San Diego (10 punts; 392 yards)

No punts

- By Raiders Dec. 5, 1999 vs. Seattle
- By Opponent Sept. 30, 2012, at Denver

OTHER SPECIAL TEAMS

Kickoff returned for touchdown

- By Raiders Jacoby Ford, Oct. 16, 2011, vs. Cleveland (101 yards)
- By Opponent Jacoby Jones, Nov. 11, 2012, at Baltimore (105 yards)

Punt returned for touchdown

- By Raiders Johnnie Lee Higgins, Dec. 21, 2008, vs. Houston (80 yards)
- By Opponent Eddie Royal, Nov. 6, 2011, vs. Denver (85 yards)

Blocked opponent field goal returned for touchdown

- By Raiders Never
- By Opponent Ray Mickens, Sept. 21, 1997, at New York Jets (72 yards; Cole Ford, kicker)

THE LAST TIME

Blocked punt returned for touchdown

- By Raiders Hiram Eugene, Oct. 10, 2010, vs. San Diego (5 yards; Mike Scifres, punter)
By Opponent Jason Glenn, Jan. 6, 2002, vs. New York Jets (4 yards; Shane Lechler, punter)

OTHER DEFENSE

Shutout posted

- By Raiders Dec. 16, 2012, vs. Kansas City (15-0)
By Opponent Oct. 28, 2011, vs. Kansas City (28-0)

Fumble returned for touchdown

- By Raiders Aaron Curry, Dec. 18, 2011, vs. Detroit (6 yards)
By Opponent Maurice Leggett, Nov. 30, 2008, vs. Kansas City (67 yards)

Safety scored

- By Raiders Rolando McClain, Dec. 11, 2011, at Green Bay (Matt Flynn tackled)
By Opponent Brian Cushing, Oct. 4, 2009, at Houston (Justin Fargas tackled)

Six sacks, Individual

- By Raiders Never
By Opponent Derrick Thomas, Sept. 6, 1988, at Kansas City

Five sacks, Individual

- By Raiders Howie Long, Oct. 2, 1983, at Washington
By Opponent Gary Jeter, Sept. 18, 1988, vs. LA Rams



Howie Long

Four sacks, Individual

- By Raiders Kamerion Wimbley, Nov. 10, 2011, at San Diego
By Opponent Brian Orakpo, Dec. 13, 2009, vs. Washington

Three sacks, Individual

- By Raiders Kamerion Wimbley, Jan. 2, 2011, at Kansas City
By Opponent John Abraham, Oct. 14, 2012, at Atlanta

MISCELLANEOUS

No penalties

- By Raiders Dec. 4, 2005, at San Diego
By Opponent Dec. 8, 1974, at Kansas City

Game without touchdown

- By Raiders Dec. 23, 2012, at Carolina
By Opponent Dec. 16, 2012, vs. Kansas City

50 points, game

- By Raiders Oct. 24, 2010, at Denver (59)
By Opponent Nov. 11, 2012, at Baltimore (55)

40 points, game

- By Raiders Dec. 19, 2004, vs. Tennessee (40)
By Opponent Nov. 4, 2012, vs. Tampa Bay (42)

500 yards total offense

- By Raiders Oct. 14, 2012, at Atlanta (502)
By Opponent Nov. 4, 2012, vs. Tampa Bay (525)

Tie game

- By Raiders Oakland 23, at Denver 23, Oct. 22, 1973

INDIVIDUAL RECORDS

SERVICE

Most seasons, head coach

- 10 John Madden, 1969-78
- 9 Tom Flores, 1979-87
- 7 Art Shell, 1989-94, 2006
- 4 Jon Gruden, 1998-2001
- 3 Al Davis, 1963-65
John Rauch, 1966-68

Most seasons, active player

- 16 Tim Brown, 1988-03
- 15 Jim Otto, 1960-74
Gene Upshaw, 1967-81
Art Shell, 1968-82
- 14 Fred Biletnikoff, 1965-78
Cliff Branch, 1972-85
Dave Dalby, 1972-85
Ray Guy, 1973-86

Most games played

- 240 Tim Brown, 1988-03
- 217 Gene Upshaw, 1967-81
- 210 Jim Otto, 1960-74
- 207 Art Shell, 1968-81
- 207 Ray Guy, 1973-86
- 206 Steve Wisniewski, 1989-01
Shane Lechler, 2000-12
- 205 Dave Dalby, 1972-85
- 204 Sebastian Janikowski, 2000-12

Most consecutive games played

- 210 Jim Otto, 1960-74
- 207 Gene Upshaw, 1967-81
- 207 Ray Guy, 1973-86
- 205 Dave Dalby, 1972-85

Most consecutive starts

- 210 Jim Otto, 1960-74
- 207 Gene Upshaw, 1967-81



Jim Otto

SCORING

Most seasons leading league

- 1 George Blanda, 1967
Errol Mann, 1977
Marcus Allen, 1982
Jeff Jaeger, 1993

Most seasons leading team

- 13 Sebastian Janikowski, 2000-12
- 7 George Blanda, 1967-73
Chris Bahr, 1980-81, 1983, 1985-88
Jeff Jaeger, 1989-95
- 2 Six tied

Most consecutive seasons leading team

- 13 Sebastian Janikowski, 2000-12
- 7 George Blanda, 1967-73
Jeff Jaeger, 1989-95

Most points, career

- 1,389 S. Janikowski, 2000-12 (13 seasons, 417 PAT, 324 FG)

- 863 George Blanda, 1967-75 (9 seasons, 395 PAT, 156 FG)
- 817 Chris Bahr, 1980-88 (9 seasons, 331 PAT, 162 FG)
- 667 Jeff Jaeger, 1989-95 (7 seasons, 211 PAT, 152 FG)
- 626 Tim Brown, 1988-2003 (16 seasons, 104 TD, 1 2-pt. conv.)

Most points, season

- 142 Sebastian Janikowski, 2010 (43 PAT, 33 FG)
- 132 Jeff Jaeger, 1993 (27 PAT, 35 FG)
- 129 Sebastian Janikowski, 2011 (36 PAT, 31 FG)
- 128 Sebastian Janikowski, 2002 (50 PAT, 26 FG)
- 118 Sebastian Janikowski, 2012 (25 PAT, 31 FG)

Most points, no touchdowns, season

- 142 Sebastian Janikowski, 2010 (43 PAT, 33 FG)
- 132 Jeff Jaeger, 1993 (27 PAT, 35 FG)
- 129 Sebastian Janikowski, 2011 (36 PAT, 31 FG)
- 128 Sebastian Janikowski, 2002 (50 PAT, 26 FG)
- 118 Sebastian Janikowski, 2012 (25 PAT, 31 FG)

Most seasons, 100 or more points

- 7 Sebastian Janikowski, 2000-02, 2004, 2010-12
- 4 George Blanda, 1967-69, 1973
- 3 Chris Bahr, 1983-85
Jeff Jaeger, 1989, 1991, 1993
- 1 Marcus Allen, 1984
Cole Ford, 1996

Most consecutive seasons, 100 or more points

- 3 George Blanda, 1967-69
Chris Bahr, 1983-85
Sebastian Janikowski, 2000-02
Sebastian Janikowski, 2010-12

Most points, rookie, season

- 112 Sebastian Janikowski, 2000
- 84 Marcus Allen, 1982
- 63 George Fleming, 1961
- 50 J.D. Smith, 1960
- 42 Charlie Smith, 1968
Raymond Chester, 1970
Arthur Whittington, 1978
Tim Brown, 1988
Jacoby Ford, 2010

Most points, game

- 24 Art Powell, vs. HouO; Dec. 22, 1963
Marcus Allen, vs. SD; Sept. 24, 1984
Harvey Williams, at SD; Nov. 16, 1997
Darren McFadden, at Den.; Oct. 24, 2010

Most consecutive games, scoring

- 102 Chris Bahr, Oct. 18, 1981 -- Oct. 16, 1988
- 93 Sebastian Janikowski, Sept. 3, 2000 -- Dec. 31, 2005
- 60 George Blanda, Sept. 10, 1967 -- Dec. 20, 1970
- 56 Sebastian Janikowski, Nov. 1, 2009 -- Dec. 30, 2012 (current)
- 46 Jeff Jaeger, Sept. 10, 1989 -- Dec. 8, 1991

OVERALL TOUCHDOWNS

Most seasons leading league

- 2 Warren Wells, 1968-69
Marcus Allen, 1982, 1984
- 1 Art Powell, 1963

Most consecutive seasons, leading league

- 2 Warren Wells, 1968-69

Most seasons, leading team

- 9 Tim Brown, 1991-96, 1998, 2000-01
- 5 Marcus Allen, 1982-85, 1990
- 4 Art Powell, 1963-66
- 3 Warren Wells, 1968-70
Mark van Eeghen, 1977-79

Most consecutive seasons, leading team

- 6 Tim Brown, 1991-96
- 4 Art Powell, 1963-66
Marcus Allen, 1982-85
- 3 Warren Wells, 1968-70
Mark van Eeghen, 1977-79

INDIVIDUAL RECORDS

Most touchdowns, career

- 104 Tim Brown, 1988-2003
- 98 Marcus Allen, 1982-92
- 77 Fred Biletnikoff, 1966-78
- 67 Cliff Branch, 1973-83
- 54 Clem Daniels, 1961-67

Most touchdowns, season

- 18 Marcus Allen, 1984
- 16 Art Powell, 1963
- Pete Banaszak, 1975
- 14 Warren Wells, 1969
- Marcus Allen, 1982
- Marcus Allen, 1985



Cliff Branch

Most touchdowns, rookie, season

- 14 Marcus Allen, 1982
- 8 J.D. Smith, 1960
- 7 Charlie Smith, 1968
- Raymond Chester, 1970
- Arthur Whittington, 1978
- Tim Brown, 1988
- Jacoby Ford, 2010

Most touchdowns, game

- 4 Art Powell, vs. HouO; Dec. 22, 1963
- Marcus Allen, vs. SD; Sept. 24, 1984
- Harvey Williams, at SD; Nov. 4, 1997
- Darren McFadden, at Den.; Oct. 24, 2010

Most consecutive games, scoring touchdown

- 6 Warren Wells, Dec. 17, 1968 -- Oct. 13, 1969
- Charlie Smith, Nov. 12-Dec. 17, 1972
- Marcus Allen, Nov. 10-Dec. 15, 1985
- Mervyn Fernandez, Dec. 18, 1988 -- Oct. 9, 1989
- Tim Brown, Nov. 5-Dec. 9, 2001
- LaMont Jordan, Sept. 18-Oct. 30, 2005

POINTS AFTER TOUCHDOWN

Most seasons, leading league

- 5 George Blanda, 1967-69, 1972, 1974
- 1 Mike Mercer, 1963
- Errol Mann, 1977
- Chris Bahr, 1982

Most seasons, leading team

- 13 Sebastian Janikowski, 2000-12
- 9 George Blanda, 1967-75
- Chris Bahr, 1980-88
- 7 Jeff Jaeger, 1989-95
- 3 Mike Mercer, 1963-65
- Errol Mann, 1976-78

Most consecutive seasons, leading team

- 13 Sebastian Janikowski, 2000-12
- 9 George Blanda, 1967-75
- Chris Bahr, 1980-88
- 7 Jeff Jaeger, 1989-95
- 3 Mike Mercer, 1963-65
- Errol Mann, 1976-78

Most kicking PAT attempted, career

- 420 Sebastian Janikowski, 2000-12
- 403 George Blanda, 1967-75
- 350 Chris Bahr, 1980-88
- 216 Jeff Jaeger, 1989-95
- 119 Mike Mercer, 1963-66

Most kicking PAT attempted, season

- 57 George Blanda, 1967
- 54 George Blanda, 1968
- 53 Chris Bahr, 1983
- 50 Sebastian Janikowski, 2002
- 48 George Blanda, 1975

Most kicking PAT attempted, game

- 8 Sebastian Janikowski, at Den.; Oct. 24, 2010
- 7 Mike Mercer, vs. NYJ; Oct. 20, 1963
- Mike Mercer, vs. HouO; Dec. 22, 1963
- George Blanda, vs. Den.; Sept. 10, 1967
- George Blanda, vs. SD; Oct. 29, 1967
- Errol Mann, vs. TB; Nov. 28, 1976
- Sebastian Janikowski, vs. Car.; Dec. 24, 2000
- Sebastian Janikowski, vs. Ten.; Sept. 29, 2002

Most 1-point PATs, career

- 417 Sebastian Janikowski, 2000-12
- 395 George Blanda, 1967-75
- 331 Chris Bahr, 1980-88
- 211 Jeff Jaeger, 1989-95
- 118 Mike Mercer, 1963-66

Most 1-point PATs, season

- 56 George Blanda, 1967
- 54 George Blanda, 1968
- 51 Chris Bahr, 1983
- 50 Sebastian Janikowski, 2002
- 47 Mike Mercer, 1963

Most 1-point PATs, game

- 8 Sebastian Janikowski, at Den.; Oct. 24, 2010
- 7 Mike Mercer, vs. NYJ; Oct. 20, 1963
- Mike Mercer, vs. HouO; Dec. 22, 1963
- George Blanda, vs. SD; Oct. 29, 1967
- Errol Mann, vs. TB; Nov. 28, 1976
- Sebastian Janikowski, vs. Car.; Dec. 24, 2000
- Sebastian Janikowski, vs. Ten.; Sept. 29, 2002

Most consecutive kicking PATs

- 190 George Blanda, Sept. 10, 1967 -- Dec. 13, 1969
- 147 Sebastian Janikowski, Sept. 3, 2000 -- Sept. 28, 2003
- 128 Sebastian Janikowski, Dec. 21, 2008 -- Dec. 30, 2012
- 118 Mike Mercer, Sept. 7, 1963 -- Sept. 2, 1966
- 101 Sebastian Janikowski, Dec. 5, 2004 -- Dec. 14, 2008

Highest kicking PAT percentage, career (100 att.)

- .993 Sebastian Janikowski, 2000-12 (417-420)
- .992 Mike Mercer, 1963-66 (118-119)
- .980 George Blanda, 1967-75 (395-403)
- .977 Jeff Jaeger, 1989-95 (211-216)
- .946 Chris Bahr, 1980-88 (331-350)

Most kicking PAT, no misses, season

- 54 George Blanda, 1968
- 50 Sebastian Janikowski, 2002
- 46 Sebastian Janikowski, 2000
- 45 George Blanda, 1969
- 44 George Blanda, 1972

Most kicking PAT, no misses, game

- 8 Sebastian Janikowski, at Den.; Oct. 24, 2010
- 7 Mike Mercer, vs. NYJ; Oct. 20, 1963
- 7 Mike Mercer, vs. HouO; Dec. 22, 1963
- 7 George Blanda, vs. SD; Oct. 29, 1967
- 7 Errol Mann, vs. TB; Nov. 28, 1976
- 7 Sebastian Janikowski, vs. Car.; Dec. 24, 2000
- 7 Sebastian Janikowski, vs. Ten.; Sept. 29, 2002

Most 2-point conversions, career

- 2 Harvey Williams, 1994-98
- Rich Gannon, 1999-2004



INDIVIDUAL RECORDS

Jerry Porter, 2001-07
 Ronald Curry, 2002-08

Most 2-point conversions, season

- 2 Jerry Porter, 2002
- Ronald Curry, 2007
- 1 19 tied

Most 2-point conversions, game

- 1 23 tied

FIELD GOALS

Most seasons leading league

- 1 Jeff Jaeger, 1993
- Sebastian Janikowski, 2010

Most seasons leading team

- 13 Sebastian Janikowski, 2000-12
- 9 George Blanda, 1967-75
- Chris Bahr, 1980-88
- 7 Jeff Jaeger, 1989-95
- 3 Mike Mercer, 1963-65
- Errol Mann, 1976-78

Most consecutive seasons leading team

- 13 Sebastian Janikowski, 2000-12
- 9 George Blanda, 1967-75
- Chris Bahr, 1980-88
- 7 Jeff Jaeger, 1989-95
- 3 Mike Mercer, 1963-65
- Errol Mann, 1976-78

Most field goals attempted, career

- 402 Sebastian Janikowski, 2000-12
- 249 George Blanda, 1967-75
- Chris Bahr, 1980-88
- 204 Jeff Jaeger, 1989-95
- 64 Mike Mercer, 1963-66

Most field goals attempted, season

- 44 Jeff Jaeger, 1993
- 41 Sebastian Janikowski, 2010
- 37 George Blanda, 1969
- Chris Bahr, 1980
- 35 Sebastian Janikowski, 2011

Most field goals attempted, game

- 6 Chris Bahr, at SD; Sept. 14, 1980
- Jeff Jaeger, vs. PhoC; Dec. 10, 1989
- Sebastian Janikowski, at SD; Oct. 29, 2000
- Sebastian Janikowski, at Chi.; Oct. 5, 2003
- Sebastian Janikowski, at Ari.; Sept. 26, 2010
- Sebastian Janikowski, vs. Chi.; Nov. 27, 2011
- Sebastian Janikowski, vs. KC; Dec. 16, 2012

Most field goals, career

- 324 Sebastian Janikowski, 2000-12
- 162 Chris Bahr, 1980-88
- 156 George Blanda, 1967-75
- 152 Jeff Jaeger, 1989-95
- 45 Cole Ford, 1995-97

Most field goals, season

- 35 Jeff Jaeger, 1993
- 33 Sebastian Janikowski, 2010
- 31 Sebastian Janikowski, 2011
- Sebastian Janikowski, 2012
- 29 Jeff Jaeger, 1991

Most field goals, rookie season

- 32 Sebastian Janikowski, 2000
- 11 George Fleming, 1961
- 8 Cole Ford, 1995
- 4 Fred Steinfort, 1976

Most field goals, game

- 6 Sebastian Janikowski, vs. Chi.; Nov. 27, 2011
- 5 Jeff Jaeger, vs. Den.; Dec. 11, 1994
- Sebastian Janikowski, at SD; Oct. 29, 2000
- Sebastian Janikowski, at Chi.; Oct. 5, 2003

Sebastian Janikowski, at Min., Nov. 18, 2007
 Sebastian Janikowski, vs. KC; Dec. 16, 2012

Most field goals, quarter

- 4 Sebastian Janikowski, at Chi.; Oct. 5, 2003 (second quarter)
 (tied NFL record)

Most consecutive games, scoring field goals

- 16 Sebastian Janikowski, Sept. 10, 2000 -- Sept. 30, 2001
- Sebastian Janikowski, Dec. 6, 2009 -- Nov. 28, 2010
- 15 Jeff Jaeger, Dec. 30, 1990 -- Dec. 8, 1991
- Jeff Jaeger, Sept. 5, 1993 -- Jan. 2, 1994
- Jeff Jaeger, Oct. 16, 1994 -- Nov. 12, 1995
- Sebastian Janikowski, Dec. 18, 2011 -- Dec. 2, 2012

Most consecutive field goals

- 20 Sebastian Janikowski, Nov. 16, 2008 -- Nov. 15, 2009
- 19 Sebastian Janikowski, Dec. 24, 2011 -- Oct. 21, 2012
- 13 Sebastian Janikowski, Sept. 25-Nov. 20, 2011
- 12 Chris Bahr, Dec. 23, 1985 -- Oct. 5, 1986
- Jeff Jaeger, Sept. 8-Oct. 13, 1991
- Jeff Jaeger, Nov. 20, 1994 -- Oct. 8, 1995

Longest field goal made

- 63 Sebastian Janikowski, at Den.; Sept. 12, 2011
- 61 Sebastian Janikowski, at Cle.; Dec. 27, 2009
- 59 Sebastian Janikowski, vs. Indianapolis; Dec. 26, 2010
- 57 Sebastian Janikowski, vs. NYJ; Oct. 19, 2008
- Sebastian Janikowski, vs. KC; Dec. 16, 2012
- 56 Sebastian Janikowski, at KC; Sept. 14, 2008
- 55 Sebastian Janikowski, at Det.; Nov. 2, 2003
- Sebastian Janikowski, at Den.; Nov. 12, 2006
- Sebastian Janikowski, at HouT; Oct. 9, 2011
- Sebastian Janikowski, at Cin.; Nov. 25, 2012

Longest field goal attempted

- 76 Sebastian Janikowski, vs. SD; Sept. 28, 2008
- 66 Sebastian Janikowski, vs. Was.; Dec. 13, 2009
- 65 Sebastian Janikowski, vs. Det.; Dec. 19, 2011
- 64 Sebastian Janikowski, vs. HouT; Nov. 4, 2007
- Sebastian Janikowski, vs. Jac.; Oct. 21, 2012
- 63 Chris Bahr, vs. Cle.; Nov. 16, 1986
- Sebastian Janikowski, at Den.; Sept. 12, 2011
- 61 Sebastian Janikowski, at SD; Dec. 4, 2005
- Sebastian Janikowski, at Cle.; Dec. 27, 2009
- Sebastian Janikowski, vs. Cle.; Dec. 2, 2012



Sebastian Janikowski

INDIVIDUAL RECORDS

Highest field-goal percentage, career (50 att.)

- .806 Sebastian Janikowski, 2000-12 (324-402)
- .745 Jeff Jaeger, 1989-95 (152-204)
- .726 Cole Ford, 1995-97 (45-62)
- .651 Chris Bahr, 1980-85 (134-162)
- .627 George Blanda, 1967-75 (162-249)



George Blanda

Highest field-goal percentage, season (1 att. Per game)

- .912 Sebastian Janikowski, 2012 (31-34)
- .897 Sebastian Janikowski, 2009 (26-29)
- .893 Sebastian Janikowski, 2004 (25-28)
- .886 Sebastian Janikowski, 2011 (31-35)
- .880 Sebastian Janikowski, 2003 (22-25)

Most field goals, no misses, game

- 6 Sebastian Janikowski, vs. Chi.; Nov. 27, 2011
- 5 Jeff Jaeger, vs. Den.; Dec. 11, 1994
- Sebastian Janikowski, at Min., Nov. 18, 2007
- 4 Several times; last: S.Janikowski, at KC; Oct. 28, 2012

Most field goals, 50 or more yards, career

- 42 Sebastian Janikowski, 2000-12
- 13 Jeff Jaeger, 1989-95
- 7 Chris Bahr, 1980-88
- 1 George Fleming, 1961
- George Blanda, 1967-75
- Greg Davis, 1998
- Cole Ford, 1995-97
- Joe Nedney, 1999

Most field goals, 50 or more yards, season

- 7 Sebastian Janikowski, 2011
- 6 Sebastian Janikowski, 2007
- Sebastian Janikowski, 2009
- Sebastian Janikowski, 2012
- 4 Jeff Jaeger, 1993
- Sebastian Janikowski, 2010

Most field goals, 50 or more yards, game

- 3 Sebastian Janikowski, at HouT; Oct. 9, 2011
- 2 Sebastian Janikowski, at Ten; Oct. 28, 2007
- Sebastian Janikowski, vs. Ind.; Dec. 26, 2010
- 1 Several times; last: S.Janikowski, vs. Cle.; Dec. 2, 2012

SAFETIES

Most safeties, career

- 3 Ted Hendricks, 1975-83
- 2 Lyle Alzado, 1982-85
- Greg Townsend, 1983-97
- 1 Several players

Most safeties, season

- 1 Several times; last: Rolando McClain, 2011

Most safeties, game

- 1 Several times; last: Rolando McClain, at GB; Dec. 11, 2011

RUSHING

ATTEMPTS, RUSHING

Most seasons leading team

- 8 Marcus Allen, 1982-88, 1990
- 5 Clem Daniels, 1962-66
- Marv Hubbard, 1970-74

220

- Mark van Eeghen, 1976-80
- 3 Napoleon Kaufman, 1996-98
- Tyrone Wheatley, 1999-2000, 2003

Most consecutive seasons, leading team

- 7 Marcus Allen, 1982-88
- 5 Clem Daniels, 1962-66
- Marv Hubbard, 1970-74
- Mark van Eeghen, 1976-80
- 3 Napoleon Kaufman, 1996-98

Most attempts, career

- 2,090 Marcus Allen, 1982-92
- 1,475 Mark van Eeghen, 1974-81
- 1,133 Clem Daniels, 1961-67
- 978 Napoleon Kaufman, 1995-2000
- 964 Pete Banaszak, 1966-78

Most attempts, season

- 380 Marcus Allen, 1985
- 324 Mark van Eeghen, 1977
- 282 Harvey Williams, 1994
- 275 Marcus Allen, 1984
- 272 Napoleon Kaufman, 1997
- LaMont Jordan, 2005

Most attempts, rookie season

- 172 Arthur Whittington, 1978
- 160 Marcus Allen, 1982
- 156 Greg Robinson, 1993
- 142 Napoleon McCallum, 1986
- 113 Darren McFadden, 2008
- 95 Charlie Smith, 1968
- Michael Bush, 2008

Most attempts, game

- 36 Mark van Eeghen, at NYJ; Oct. 23, 1977
- 33 Marcus Allen, at GB; Sept. 13, 1987
- Justin Fargas, vs. Den.; Dec. 2, 2007
- 32 Tyrone Wheatley, vs. Min.; Nov. 16, 2003
- 31 Clem Daniels, at KC; Nov. 8, 1963
- Marcus Allen, vs. Cin.; Nov. 17, 1985
- Napoleon Kaufman, vs. Cin.; Oct. 25, 1998
- 30 Marcus Allen, vs. SD; Oct. 28, 1985
- Darren McFadden, vs. StL; Sept. 19, 2010
- Michael Bush, at SD; Nov. 10, 2011
- Michael Bush, at Min.; Nov. 20, 2011
- Darren McFadden, vs. KC; Dec. 15, 2012

YARDS GAINED, RUSHING

Most seasons leading league

- 1 Clem Daniels, 1963
- Marcus Allen, 1985

Most seasons, leading team

- 7 Marcus Allen, 1982-88
- 6 Clem Daniels, 1962-67
- 5 Mark van Eeghen, 1976-80
- 4 Marv Hubbard, 1971-74
- 3 Napoleon Kaufman, 1996-98
- Tyrone Wheatley, 1999-2000, 2003
- Justin Fargas, 2006-08

Most consecutive seasons, leading team

- 7 Marcus Allen, 1982-88
- 6 Clem Daniels, 1962-67
- 5 Mark van Eeghen, 1976-80
- 4 Marv Hubbard, 1971-74
- 3 Napoleon Kaufman, 1996-98
- Justin Fargas, 2006-08

Most yards rushing, career

- 8,545 Marcus Allen, 1982-92
- 5,907 Mark van Eeghen, 1974-81
- 5,103 Clem Daniels, 1961-67
- 4,792 Napoleon Kaufman, 1995-2000
- 4,394 Marv Hubbard, 1969-75

Most seasons, 1,000 or more yards rushing

- 3 Mark van Eeghen, 1976-78

INDIVIDUAL RECORDS

- Marcus Allen, 1983-85
- 1 Clem Daniels, 1963
- Marv Hubbard, 1972
- Harvey Williams, 1995
- Napoleon Kaufman, 1997
- Tyrone Wheatley, 2000
- LaMont Jordan, 2005
- Justin Fargas, 2007
- Darren McFadden, 2010

Most consecutive seasons, 1,000 or more yards rushing

- 3 Mark van Eeghen, 1976-78
- Marcus Allen, 1983-85

Most yards rushing, season

- 1,759 Marcus Allen, 1985
- 1,294 Napoleon Kaufman, 1997
- 1,273 Mark van Eeghen, 1977
- 1,168 Marcus Allen, 1984
- 1,157 Darren McFadden, 2010
- 1,114 Harvey Williams, 1995
- 1,100 Marv Hubbard, 1972
- 1,099 Clem Daniels, 1963
- 1,080 Mark van Eeghen, 1978
- 1,046 Tyrone Wheatley, 2000
- 1,025 LaMont Jordan, 2005
- 1,014 Marcus Allen, 1983
- 1,012 Mark van Eeghen, 1976
- 1,009 Justin Fargas, 2007



Tyrone Wheatley

Most yards rushing, rookie season

- 697 Marcus Allen, 1982
- 661 Arthur Whittington, 1978
- 591 Greg Robinson, 1993
- 554 Bo Jackson, 1987
- 536 Napoleon McCallum, 1986
- 504 Charlie Smith, 1968
- 499 Darren McFadden, 2008

Most yards rushing, game

- 227 Napoleon Kaufman, vs. Den.; Oct. 19, 1997
- 221 Bo Jackson, at Sea.; Nov. 30, 1987
- 200 Clem Daniels, vs. NYJ; Oct. 20, 1963
- 187 Clem Daniels, at HouO; Dec. 9, 1962
- 187 Hewritt Dixon, at HouO; Sept. 29, 1968
- 179 Justin Fargas, at Mia.; Sept. 30, 2007
- 177 Michael Bush, at TB; Dec. 28, 2008
- 173 Marcus Allen, vs. Den.; Nov. 24, 1985
- 171 Darren McFadden, vs. NYJ; Sept. 25, 2011
- 167 Clem Daniels, vs. Den.; Oct. 25, 1964

Most yards rushing, rookie, game

- 221 Bo Jackson, at Sea.; Nov. 30, 1987
- 177 Michael Bush, at TB; Dec. 28, 2008
- 164 Darren McFadden, at KC; Sept. 14, 2008
- 156 Marcus Allen, vs. Sea.; Dec. 5, 1982
- 134 Arthur Whittington, at KC; Nov. 5, 1978
- 126 Marcus Allen, at SD; Jan. 2, 1983
- 118 Charlie Smith, at Cin.; Nov. 24, 1968

- 116 Marcus Allen, at SF; Sept. 12, 1982

Most games, 100 or more yards rushing, career

- 22 Marcus Allen, 1982-92
- 15 Clem Daniels, 1961-67
- 14 Napoleon Kaufman, 1995-2000
- 12 Darren McFadden, 2008-12
- 10 Marv Hubbard, 1969-75

Most games, 100 or more yards rushing, season

- 11 Marcus Allen, 1985
- 6 Napoleon Kaufman, 1997
- Darren McFadden, 2010
- 4 Clem Daniels, 1963
- Bo Jackson, 1989
- Napoleon Kaufman, 1998
- Justin Fargas, 2007

Most consecutive games, 100 or more yards rushing

- 11 Marcus Allen, Oct. 6-Dec. 23, 1985
- 3 Marv Hubbard, Oct. 27-Nov. 10, 1974
- Bo Jackson, Oct. 29-Nov. 12, 1989
- Bo Jackson, Dec. 2-16, 1990
- Napoleon Kaufman, Sept. 14-28, 1997

Longest run from scrimmage

- 92 Bo Jackson, vs. Cin.; Nov. 5, 1989 (TD)
- 91 Bo Jackson, at Sea.; Nov. 30, 1987 (TD)
- 89 Kenny King, vs. SD; Oct. 12, 1980 (TD)
- 88 Bo Jackson, vs. Cin.; Dec. 16, 1990
- 87 Jack Larscheid, vs. Bos.; Oct. 16, 1960 (TD)
- 83 Napoleon Kaufman, vs. Den.; Oct. 19, 1997 (TD)
- Tony Teresa, vs. Buf.; Nov. 13, 1960 (TD)
- 80 Napoleon Kaufman, vs. NYG; Sept. 13, 1998 (TD)
- Tyrone Wheatley, vs. Sea.; Oct. 22, 2000 (TD)

AVERAGE GAIN, RUSHING

Highest average gain, career (750 att.)

- 4.90 Napoleon Kaufman, 1995-2000 (978-4,792)
- 4.81 Marv Hubbard, 1969-75 (913-4,394)
- 4.53 Clarence Davis, 1971-78 (804-3,640)
- 4.50 Clem Daniels, 1961-67 (1,133-5,103)
- 4.34 Darren McFadden, 2008-12 (769-3,334)

Highest average gain, season (75 att.)

- 6.8 Bo Jackson, 1987 (81-554)
- 5.9 Rich Gannon, 2000 (89-529)
- 5.8 Napoleon Kaufman, 1996 (150-874)
- 5.6 Bo Jackson, 1990 (125-698)
- 5.5 Bo Jackson, 1989 (173-950)

Highest average gain, game (10 att.)

- 12.3 Bo Jackson, at Sea.; Nov. 30, 1987 (18-221)
- 12.2 Bo Jackson, vs. Cin.; Nov. 5, 1989 (13-159)
- 11.8 Tony Teresa, vs. Buf.; Nov. 13, 1960 (12-141)
- 11.5 Kenny King, vs. SD; Oct. 12, 1980 (12-138)
- 11.0 Marv Hubbard, at HouO; Dec. 2, 1973 (11-121)

TOUCHDOWNS, RUSHING

Most seasons leading league

- 1 Pete Banaszak, 1975
- Marcus Allen, 1982

Most seasons, leading team

- 8 Marcus Allen, 1982-88, 1990
- 4 Charlie Smith, 1968-72
- Pete Banaszak, 1971, 1974-76
- Mark van Eeghen, 1977-80
- 3 Clem Daniels, 1962, 1965-66
- Harvey Williams, 1994-95, 1998
- Tyrone Wheatley, 1999-2000, 2004
- Zack Crockett, 2001-03
- Michael Bush, 2009-11

INDIVIDUAL RECORDS



Zack Crockett

Most consecutive seasons, leading team

- 7 Marcus Allen, 1982-88
- 4 Charlie Smith, 1968-72
- Mark van Eeghen, 1977-80
- 3 Pete Banaszak, 1974-76
- Zack Crockett, 2001-03
- Michael Bush, 2009-11

Most rushing touchdowns, career

- 79 Marcus Allen, 1982-92
- 47 Pete Banaszak, 1966-78
- 35 Mark van Eeghen, 1974-81
- Zack Crockett, 1999-2006
- 32 Tyrone Wheatley, 1999-2004
- 30 Clem Daniels, 1961-67

Most rushing touchdowns, season

- 16 Pete Banaszak, 1975
- 13 Marcus Allen, 1984
- 12 Marcus Allen, 1990
- 11 Marcus Allen, 1982
- Marcus Allen, 1985

Most rushing touchdowns, rookie, season

- 11 Marcus Allen, 1982
- 7 Arthur Whittington, 1978
- 6 J.D. Smith, 1960
- 5 Charlie Smith, 1968
- 4 Bo Jackson, 1987
- Darren McFadden, 2008

Most rushing touchdowns, game

- 3 Tony Teresa, at BosP; Nov. 4, 1960
- Clem Daniels, vs. HouO; Nov. 6, 1966
- Pete Banaszak, at Was.; Nov. 23, 1975
- Pete Banaszak, vs. KC; Dec. 21, 1975
- Mark van Eeghen, vs. Atl.; Oct. 14, 1979
- Booker Russell, vs. SD; Oct. 25, 1979
- Marcus Allen, vs. LARm; Dec. 18, 1982
- Marcus Allen, vs. SD; Sept. 24, 1984
- Marcus Allen, at Mia.; Dec. 2, 1984
- Marcus Allen, vs. SD; Oct. 28, 1985
- Marcus Allen, vs. KC; Nov. 25, 1990
- Rich Gannon, at Ind.; Sept. 10, 2000
- LaMont Jordan, vs. Buf.; Oct. 23, 2005
- Daunte Culpepper, at Mia.; Sept. 30, 2007
- Darren McFadden, at Den.; Oct. 24, 2010

Most consecutive games, rushing for touchdowns

- 5 Charlie Smith, Nov. 12-Dec. 11, 1972
- Mark van Eeghen, Oct. 29-Nov. 26, 1978
- Marcus Allen, Oct. 30-Nov. 27, 1983
- 4 Clem Daniels, Dec. 2, 1962 -- Sept. 7, 1963
- Hewritt Dixon, Dec. 10, 1967 -- Sept. 15, 1968
- Art Whittington, Sept. 17-Oct. 8, 1978
- Harvey Williams, Sept. 17-Oct. 8, 1995

PASSING

PASSER RATING

Current rating system implemented in 1973

Most seasons leading league

- 1 Tom Flores, 1960
- Ken Stabler, 1976

Highest passer rating, career (800 att.)

- 91.2 Rich Gannon, 1999-2004
- 83.5 Carson Palmer, 2011-12
- 82.1 Jeff Hostetler, 1993-96
- 80.2 Ken Stabler, 1970-79
- 76.1 Kerry Collins, 2004-05

Highest passer rating, season (200 att.)

- 103.4 Ken Stabler, 1976
- 97.3 Rich Gannon, 2002
- 95.5 Rich Gannon, 2001
- 94.9 Ken Stabler, 1974
- 92.4 Rich Gannon, 2000

Highest passer rating, game (12 att.)

- 158.2 Jay Schroeder, vs. Sea.; Nov. 17, 1991
- 149.3 Jay Schroeder, at Min.; Dec. 22, 1990
- 148.3 Rich Gannon, vs. SD; Nov. 14, 1999
- 147.7 Ken Stabler, at Chi.; Nov. 7, 1976
- 145.8 Daryle Lamonica, at Mia.; Sept. 21, 1968

ATTEMPTS

Most seasons leading league

- 1 Daryle Lamonica, 1969
- Rich Gannon, 2002

Most seasons leading team

- 7 Ken Stabler, 1973-79
- 6 Daryle Lamonica, 1967-72
- 5 Tom Flores, 1960-61, 1963, 1965-66
- Rich Gannon, 1999-03
- 4 Jim Plunkett, 1980, 1982-83, 1986
- Marc Wilson, 1981, 1984-85, 1987
- Jay Schroeder, 1988, 1990-92
- Jeff Hostetler, 1993-96

Most consecutive seasons, leading team

- 7 Ken Stabler, 1973-79
- 6 Daryle Lamonica, 1967-72
- 5 Rich Gannon, 1999-03
- 4 Jeff Hostetler, 1993-96
- 3 Jay Schroeder, 1990-92

Most passes attempted, career

- 2,481 Ken Stabler, 1970-79
- 2,448 Rich Gannon, 1999-2004
- 2,248 Daryle Lamonica, 1967-74
- 1,707 Jim Plunkett, 1979-86
- 1,666 Marc Wilson, 1980-87

Most passes attempted, season

- 618 Rich Gannon, 2002
- 565 Kerry Collins, 2005
- Carson Palmer, 2012
- 549 Rich Gannon, 2001
- 521 Jeff George, 1997

Most passes attempted, rookie, season

- 66 JaMarcus Russell, 2007
- 40 Todd Marinovich, 1991
- 38 David Humm, 1975
- 35 Chon Gallegos, 1962

Most passes attempted, game

- 64 Rich Gannon, at Pit.; Sept. 15, 2002
- 61 Carson Palmer, vs. TB; Nov. 4, 2012
- 59 Todd Marinovich, vs. Cle.; Sept. 20, 1992
- 55 Rich Gannon, at KC; Oct. 27, 2002
- 54 Carson Palmer, vs. Cle.; Dec. 2, 2012
- 53 Rich Gannon, at Den.; Nov. 13, 2000
- 52 Jim Plunkett, vs. KC; Oct. 5, 1980



INDIVIDUAL RECORDS

- Jay Schroeder, at Sea.; Oct. 13, 1991
- 51 Rich Gannon, vs. NYJ; Oct. 24, 1999
- 50 Rich Gannon, vs. Ten.; Dec. 22, 2001
- Kerry Collins, vs. Den.; Nov. 13, 2005

COMPLETIONS

Most seasons leading league

- 1 Daryle Lamonica, 1969
- Rich Gannon, 2002

Most seasons leading team

- 7 Ken Stabler, 1973-79
- 6 Daryle Lamonica, 1967-72
- 5 Tom Flores, 1960-61, 1963, 1965-66
- Rich Gannon, 1999-03
- 4 Jim Plunkett, 1980, 1982-83, 1986
- Marc Wilson, 1981, 1984-85, 1987
- Jay Schroeder, 1988, 1990-92
- Jeff Hostetler, 1993-96

Most consecutive seasons, leading team

- 7 Ken Stabler, 1973-79
- 6 Daryle Lamonica, 1967-72
- 5 Rich Gannon, 1999-03
- 4 Jeff Hostetler, 1993-96
- 3 Jay Schroeder, 1990-92

Most passes completed, career

- 1,533 Rich Gannon, 1999-2004
- 1,486 Ken Stabler, 1970-79
- 1,138 Daryle Lamonica, 1967-74
- 960 Jim Plunkett, 1979-86
- 913 Jeff Hostetler, 1993-96

Most passes completed, season

- 418 Rich Gannon, 2002
- 361 Rich Gannon, 2001
- 345 Carson Palmer, 2012
- 304 Rich Gannon, 1999
- Ken Stabler, 1979
- 302 Kerry Collins, 2005

Most passes completed, rookie, season

- 36 JaMarcus Russell, 2007
- 23 Todd Marinovich, 1991
- 18 Chon Gallegos, 1962
- David Humm, 1975



Rich Gannon

Most passes completed, game

- 43 Rich Gannon, at Pit.; Sept. 15, 2002
- 39 Carson Palmer, vs. TB; Nov. 4, 2012
- 35 Rich Gannon, at Den.; Dec. 30, 2001
- Rich Gannon, vs. SD; Oct. 20, 2002
- Rich Gannon, at KC; Oct. 27, 2002

COMPLETION PERCENTAGE

Most seasons, leading league

- 2 Ken Stabler, 1973, 1976
- 1 Tom Flores, 1960

Highest completion percentage, career (500 att.)

- 62.6 Rich Gannon, 1999-2004 (1,533-2,448)

- 60.9 Carson Palmer, 2011-12 (544-893)
- 59.9 Ken Stabler, 1970-79 (1,486-2,481)
- 58.5 Jeff Hostetler, 1993-96 (913-1,562)
- 56.2 Jim Plunkett, 1979-86 (960-1,707)

Highest completion percentage, season (140 att.)

- 67.6 Rich Gannon, 2002 (418-618)
- 66.7 Ken Stabler, 1976 (194-291)
- 65.8 Rich Gannon, 2001 (361-549)
- 62.7 Ken Stabler, 1973 (163-260)
- 61.1 Carson Palmer, 2012 (345-565)

Highest completion percentage, rookie, season

- 57.5 Todd Marinovich, 1991
- 54.5 JaMarcus Russell, 2007
- 51.4 Chon Gallegos, 1962
- 47.4 David Humm, 1975

Highest completion percentage, game (20 att.)

- 89.5 Rich Gannon, at Den.; Nov. 11, 2002 (34-38)
- 86.2 Ken Stabler, at BalC; Oct. 28, 1973 (25-29)
- 85.2 Jeff Hostetler, vs. Min.; Sept. 5, 1993 (23-27)
- 84.8 Rich Gannon, at KC; Oct. 15, 2000 (28-33)
- 83.3 Ken Stabler, vs. Det.; Nov. 10, 1974 (20-24)
- 81.3 Rich Gannon, vs. Car.; Dec. 24, 2000 (26-32)
- 80.0 Ken Stabler, at Den.; Oct. 17, 1976 (16-20)
- Ken Stabler, vs. Cin.; Dec. 6, 1976 (16-20)
- Carson Palmer, vs. Det.; Dec. 18, 2011 (32-40)

YARDS PASSING

Most seasons, leading league

- 1 Daryle Lamonica, 1969
- Jeff George, 1997

Most seasons leading team

- 7 Ken Stabler, 1973-79
- 6 Daryle Lamonica, 1967-72
- 5 Tom Flores, 1960-61, 1963, 1965-66
- Rich Gannon, 1999-03
- 4 Jim Plunkett, 1980, 1982-83, 1986
- Marc Wilson, 1981, 1984-85, 1987
- Jay Schroeder, 1988, 1990-92
- Jeff Hostetler, 1993-96

Most consecutive seasons, leading team

- 7 Ken Stabler, 1973-79
- 6 Daryle Lamonica, 1967-72
- 5 Rich Gannon, 1999-03
- 4 Jeff Hostetler, 1993-96
- 3 Jay Schroeder, 1990-92

Most yards passing, career

- 19,078 Ken Stabler, 1970-79
- 17,585 Rich Gannon, 1999-2004
- 16,655 Daryle Lamonica, 1967-74
- 12,665 Jim Plunkett, 1979-86
- 11,760 Marc Wilson, 1980-87
- 11,635 Tom Flores, 1960-66
- 11,122 Jeff Hostetler, 1993-96
- 10,276 Jay Schroeder, 1988-92

Most seasons, 3,000 or more yards passing

- 4 Rich Gannon, 1999-2002
- 3 Daryle Lamonica, 1967-69
- 2 Jeff Hostetler, 1993-94
- 2 Kerry Collins, 2004-05
- 1 Ken Stabler, 1979
- Jeff George, 1997
- Carson Palmer, 2012

Most consecutive seasons, 3,000 or more yards passing

- 4 Rich Gannon, 1999-2002
- 3 Daryle Lamonica, 1967-69
- 2 Jeff Hostetler, 1993-94
- 2 Kerry Collins, 2004-05

Most yards passing, season

- 4,689 Rich Gannon, 2002
- 4,018 Carson Palmer, 2012

INDIVIDUAL RECORDS

- 3,917 Jeff George, 1997
- 3,840 Rich Gannon, 1999
- 3,828 Rich Gannon, 2001
- 3,759 Kerry Collins, 2005
- 3,615 Ken Stabler, 1979
- 3,495 Kerry Collins, 2004
- 3,430 Rich Gannon, 2000
- 3,334 Jeff Hostetler, 1994
- 3,302 Daryle Lamonica, 1969
- 3,245 Daryle Lamonica, 1968
- 3,242 Jeff Hostetler, 1993
- 3,228 Daryle Lamonica, 1967

Most yards passing, rookie, season

- 373 JaMarcus Russell, 2007
- 298 Chon Gallegos, 1962
- 246 David Humm, 1975
- 243 Todd Marinovich, 1991

Most yards passing, game

- 427 Cotton Davidson, vs. Den.; Oct. 25, 1964
- 424 Jeff Hostetler, vs. SD; Oct. 31, 1993
- 417 Carson Palmer, vs. SD; Jan. 1, 2012
- 414 Carson Palmer, vs. TB; Nov. 4, 2012
- 407 Tom Flores, vs. HouO; Dec. 22, 1963
- 403 Rich Gannon, at Pit.; Sept. 15, 2002

Most games, 300 or more yards passing, career

- 20 Rich Gannon, 1999-2004
- 11 Daryle Lamonica, 1967-74
- 10 Jim Plunkett, 1979-86
- Carson Palmer, 2011-12
- 8 Ken Stabler, 1970-79
- Marc Wilson, 1980-87

Most games, 300 or more yards passing, season

- 10 Rich Gannon, 2002
- 6 Carson Palmer, 2012
- 5 Daryle Lamonica, 1968
- 4 Cotton Davidson, 1964
- Jeff Hostetler, 1994
- Rich Gannon, 2001
- Kerry Collins, 2004
- Carson Palmer, 2011

Most consecutive games, 300 or more yards passing

- 6 Rich Gannon, Sept. 15-Oct. 27, 2002
- 3 Cotton Davidson, Oct. 16-Nov. 1, 1964
- Daryle Lamonica, Nov. 3-24, 1968
- Rich Gannon, Nov. 24-Dec. 8, 2002
- Carson Palmer, Nov. 4-18, 2012

Longest pass completion (All TDs)

- 99 Jim Plunkett (to Cliff Branch), at Was.; Oct. 2, 1983
- 94 George Blanda (to Warren Wells), vs. Den.; Nov. 10, 1968
- 93 Tom Flores (to Dobie Craig), vs. NYJ; Oct. 20, 1963
- +92 Marc Wilson (to Marcus Allen), vs. Sea.; Oct. 7, 1984
- 90 Cotton Davidson (to Dick Dorsey), at SD; Dec. 2, 1962
- 88 Ken Stabler (to Cliff Branch), vs. GB; Oct. 24, 1976
- 86 Jim Plunkett (to Cliff Branch), at Phi.; Nov. 23, 1980
- JaMarcus Russell (to Zach Miller), vs. Phi.; Oct. 18, 2009
- 85 Tom Flores (to Charley Fuller), at Buf.; Nov. 5, 1961
- Jay Schroeder (to Mervyn Fernandez), at NO; Oct. 23, 1988

+--Did not score

AVERAGE GAIN, PASSING

Most seasons, leading league

- 1 Ken Stabler, 1976
- Jay Schroeder, 1990

Highest average gain, career (800 att.)

- 7.69 Ken Stabler, 1970-79
- 7.58 Carson Palmer, 2011-12
- 7.42 Jim Plunkett, 1979-86
- 7.41 Daryle Lamonica, 1967-74
- 7.37 Jay Schroeder, 1988-92

Highest average gain, season (200 att.)

- 9.41 Ken Stabler, 1976
- 8.62 Tom Flores, 1966
- 8.53 Jay Schroeder, 1990
- 8.51 Tom Flores, 1963
- 8.39 Carson Palmer, 2011

Highest average gain, game (20 att.)

- 14.95 Carson Palmer, at SD; Nov. 10, 2011
- 14.33 Daryle Lamonica, at Mia.; Sept. 21, 1968
- 14.03 Tom Flores, vs. HouO; Dec. 22, 1963
- 13.25 Jeff Hostetler, vs. SD; Oct. 31, 1993
- 13.04 Ken Stabler, at Den.; Oct. 22, 1973
- 13.04 Ken Stabler, at SD; Oct. 10, 1976
- 13.00 Jeff George, at Atl.; Sept. 14, 1997
- 12.95 Tom Flores, vs. Den.; Dec. 15, 1963

TOUCHDOWN PASSES

Most seasons, leading league

- 2 Daryle Lamonica, 1967, 1969
- Ken Stabler, 1974, 1976

Most touchdown passes, career

- 150 Ken Stabler, 1970-79
- 148 Daryle Lamonica, 1967-74
- 114 Rich Gannon, 1999-2004
- 92 Tom Flores, 1960-66
- 80 Jim Plunkett, 1979-86

Most touchdown passes, season

- 34 Daryle Lamonica, 1969
- 30 Daryle Lamonica, 1967, 1969
- 29 Jeff George, 1997
- 28 Rich Gannon, 2000
- 27 Ken Stabler, 1976
- Rich Gannon, 2001

Most touchdown passes, rookie, season

- 3 David Humm, 1975
- Todd Marinovich, 1991
- 2 Chon Gallegos, 1962
- JaMarcus Russell, 2007

Most touchdown passes, game

- 6 Tom Flores, vs. HouO; Dec. 22, 1963
- Daryle Lamonica, vs. Buf.; Oct. 19, 1969
- 5 Tom Flores, vs. Den.; Dec. 15, 1963
- Cotton Davidson, vs. Den.; Oct. 25, 1964
- Marc Wilson, at SD; Oct. 21, 1984
- Rich Gannon, vs. Car.; Dec. 24, 2000
- Kerry Collins, vs. Ten.; Dec. 19, 2004

Most games, four or more TD passes, career

- 7 Daryle Lamonica, 1967-74
- 6 Ken Stabler, 1970-79
- 5 Rich Gannon, 1999-2004
- 3 Jeff Hostetler, 1993-96
- 2 Tom Flores, 1960-66
- Marc Wilson, 1980-87
- Kerry Collins, 2004-05

Most games, four or more TD passes, season

- 2 Tom Flores, 1963
- Daryle Lamonica, 1967
- Daryle Lamonica, 1968
- Daryle Lamonica, 1969
- Ken Stabler, 1974
- Ken Stabler, 1975
- Rich Gannon, 2000
- Kerry Collins, 2004

Most consecutive games, four or more TD passes

- 2 Tom Flores, Dec. 15-22, 1963

Most consecutive games, TD pass

- 25 Daryle Lamonica, Dec. 8, 1968 -- Nov. 15, 1970
- 19 Rich Gannon, Nov. 5, 2001 -- Nov. 11, 2002
- 15 Ken Stabler, Dec. 14, 1975 -- Sept. 18, 1977



- 12 Daryle Lamonica, Dec. 17, 1967 – Nov. 24, 1968
Ken Stabler, Sept. 30-Dec. 16, 1979

HAD INTERCEPTED

Most passes had intercepted, career

- 143 Ken Stabler, 1970-79
115 Daryle Lamonica, 1967-74
86 Marc Wilson, 1980-87
83 Tom Flores, 1960-66
81 Jim Plunkett, 1979-86

Most passes had intercepted, season

- 30 Ken Stabler, 1978
25 Daryle Lamonica, 1969
24 Ken Stabler, 1975
23 Cotton Davidson, 1962
22 Ken Stabler, 1979

Fewest passes had intercepted, season (200 att.)

- 4 Rich Gannon, 2003 (225 attempts)
5 Rick Mirer, 2003 (221 attempts)
7 Steve Beuerlein, 1988 (238 attempts)
8 Marc Wilson, 1987 (266 attempts)
JaMarcus Russell, 2008 (368 attempts)
Jason Campbell, 2010 (329 attempts)

Most passes had intercepted, game

- 7 Ken Stabler, vs. Den.; Oct. 16, 1977
6 Cotton Davidson, at SD; Nov. 1, 1964
Donald Hollas, vs. Mia.; Dec. 6, 1998
5 Daryle Lamonica, at Cin.; Nov. 2, 1969
Ken Stabler, at Mia.; Dec. 10, 1978
Ken Stabler, at NYJ; Oct. 21, 1979
Jim Plunkett, vs. KC; Oct. 5, 1980

Most attempts, no interceptions, game

- 48 Kerry Collins, vs. NYG; Dec. 31, 2005
46 Carson Palmer, vs. SD; Sept. 10, 2012
44 Jeff George, vs. NYG; Sept. 13, 1998
42 Jim Plunkett, vs. Den.; Nov. 13, 1983
Jeff George, vs. SD; Oct. 5, 1997
Rich Gannon, vs. NYJ; Dec. 2, 2002
Kerry Collins, at Phi.; Sept. 25, 2005

LOWEST PERCENTAGE, PASSES HAD INTERCEPTED

Most seasons, leading league

- 2 Daryle Lamonica, 1967-68
1 Tom Flores, 1965

Lowest percentage, career (800 att.)

- 2.04 Rich Gannon, 1999-2004 (50 int., 2,448 att.)
2.97 Kerry Collins, 2004-05 (32 int., 1,078 att.)
3.14 Jeff Hostetler, 1993-96 (49 int., 1,562 att.)
3.36 Carson Palmer, 2011-12 (30 int., 893 att.)
4.45 Jay Schroeder, 1988-92 (62 int., 1,394)

Lowest percentage, season (200 att.)

- 1.62 Rich Gannon, 2002 (10 int., 618 att.)
1.64 Rich Gannon, 2001 (9 int., 549 att.)
1.73 Jeff George, 1997 (9 int., 521 att.)
1.78 Rich Gannon, 2003 (4 int., 225 att.)
2.12 Kerry Collins, 2005 (12 int., 565 att.)

TIMES SACKED

Became official team statistic in 1963

Most times sacked, career

- 189 Ken Stabler, 1970-79
178 Jim Plunkett, 1979-86
171 Marc Wilson, 1980-87
162 Rich Gannon, 1999-2004
133 Jeff Hostetler, 1993-96

Most times sacked, season

- 58 Jeff George, 1997
49 Rich Gannon, 1999
46 Andrew Walter, 2006

- 42 Jim Plunkett, 1983
41 Jeff Hostetler, 1994

Most times sacked, game

- 10 Jeff George, at KC; Sept. 6, 1998
9 Steve Beuerlein, vs. LARm; Sept. 18, 1988
Andrew Walter, at Sea.; Nov. 6, 2006
8 Jim Plunkett, at Phi.; Nov. 23, 1980
Jim Plunkett, at Sea.; Oct. 16, 1983
Marc Wilson, vs. SD; Sept. 28, 1986
Marc Wilson, vs. Chi.; Dec. 27, 1987
Donald Hollas, vs. Mia.; Dec. 6, 1998

PASS RECEIVING

RECEPTIONS

Most seasons, leading league, receptions

- 2 Todd Christensen, 1983, 1986
1 Fred Biletnikoff, 1971
Tim Brown, 1997

Most seasons, leading team, receptions

- 11 Tim Brown, 1988, 1992-2001
6 Fred Biletnikoff, 1968-73
5 Todd Christensen, 1982-86
4 Art Powell, 1963-66
3 Cliff Branch, 1974-75, 1979
Dave Casper, 1976-78
Zach Miller, 2008-10

Most consecutive seasons, leading team, receptions

- 10 Tim Brown, 1992-2001
6 Fred Biletnikoff, 1968-73
5 Todd Christensen, 1982-86
4 Art Powell, 1963-66
3 Dave Casper, 1976-78
Zach Miller, 2008-10

Most receptions, career

- 1,070 Tim Brown, 1988-2003
589 Fred Biletnikoff, 1965-78
501 Cliff Branch, 1972-84
461 Todd Christensen, 1981-88
446 Marcus Allen, 1982-92

Most seasons, 50 or more receptions

- 11 Tim Brown, 1993-2003
4 Art Powell, 1963-66
Fred Biletnikoff, 1968-69, 1971-72
Marcus Allen, 1983-85, 1987
Todd Christensen, 1983-86

Most receptions, season

- 104 Tim Brown, 1997
95 Todd Christensen, 1986
92 Todd Christensen, 1983
Jerry Rice, 2002
91 Tim Brown, 2001
Charlie Garner, 2002
90 Tim Brown, 1996
Tim Brown, 1999

Most receptions, rookie, season

- 44 Zach Miller, 2007
43 Tim Brown, 1988
42 Raymond Chester, 1970
38 Marcus Allen, 1982
34 Rickey Dudley, 1996
Louis Murphy, 2009

Most receptions, game

- 14 Tim Brown, vs. Jac.; Dec. 21, 1997
Brandon Myers, vs. Cle.; Dec. 2, 2012
13 Tim Brown, at KC; Oct. 27, 2002
Darren McFadden, vs. SD; Sept. 10, 2012
12 Tim Brown, vs. Dal.; Nov. 19, 1995
Dave Casper, at NE; Oct. 3, 1976

INDIVIDUAL RECORDS

RECEIVING YARDS

Most seasons, leading league


- 1 Art Powell, 1963
Warren Wells, 1969
Cliff Branch, 1974

Most seasons, leading team

- 10 Tim Brown, 1992-2001
- 6 Cliff Branch, 1974-76, 1979-80, 1982
- 4 Art Powell, 1963-66
Todd Christensen, 1983-86
- 3 Fred Biletnikoff, 1967, 1971-72
Warren Wells, 1968-70
Mervyn Fernandez, 1988-89, 1991
Zach Miller, 2008-10

Most consecutive seasons, leading team

- 10 Tim Brown, 1992-2001
- 4 Art Powell, 1963-66
Todd Christensen, 1983-86
- 3 Warren Wells, 1968-70
Zach Miller, 2008-10



Todd Christensen

Most yards receiving, career

- 14,734 Tim Brown, 1988-2003
- 8,974 Fred Biletnikoff, 1965-78
- 8,685 Cliff Branch, 1972-84
- 5,872 Todd Christensen, 1981-88
- 4,491 Art Powell, 1963-66

Most seasons, 1,000 or more yards receiving

- 9 Tim Brown, 1993-2001
- 3 Art Powell, 1963-64, 1966
Todd Christensen, 1983-84, 1986
- 2 Warren Wells, 1968-69
Cliff Branch, 1974, 1976
Todd Christensen, 1983-84
Jerry Rice, 2001-02

Most yards receiving, season

- 1,408 Tim Brown, 1997
- 1,361 Art Powell, 1964
- 1,344 Tim Brown, 1999
- 1,342 Tim Brown, 1995
- 1,309 Tim Brown, 1994
- 1,304 Art Powell, 1963
- 1,260 Warren Wells, 1969
- 1,247 Todd Christensen, 1983

Most yards receiving, rookie, season

- 771 James Jett, 1993
- 725 Tim Brown, 1988
- 665 Jessie Hester, 1985
- 618 Denarius Moore, 2011
- 556 Raymond Chester, 1970

Most yards receiving, game

- 247 Art Powell, vs. HouO; Dec. 22, 1963
- 206 Art Powell, at BosP; Oct. 8, 1965
- 198 Warren Wells, vs. Den.; Oct. 11, 1970
- 193 Jessie Hester, vs. Phi.; Nov. 30, 1986
- 190 Tim Brown, vs. NYJ; Oct. 24, 1999
- 183 Tim Brown, at Buf.; Dec. 5, 1993
- 181 Art Powell, at HouO; Sept. 7, 1963

Most games, 200 or more yards receiving, career

- 2 Art Powell, 1963-66

Most games, 100 or more yards receiving, career

- 43 Tim Brown, 1988-2003
- 22 Cliff Branch, 1972-85
- 21 Fred Biletnikoff, 1965-78
- 18 Art Powell, 1963-66
- 14 Warren Wells, 1967-70
Todd Christensen, 1979-88

Most games, 100 or more yards receiving, season

- 7 Art Powell, 1964
Warren Wells, 1968
Tim Brown, 1997
- 6 Cliff Branch, 1976
Tim Brown, 1995

Most consecutive games, 100 or more yards receiving

- 3 Art Powell, Oct. 10-25, 1964
Warren Wells, Oct. 27-Nov. 10, 1968
Cliff Branch, Nov. 3-17, 1974
Cliff Branch, Oct. 24-Nov. 7, 1976
Tim Brown, Oct. 24-Nov. 14, 1999

Longest pass reception (All TDs)

- 99 Cliff Branch (from Jim Plunkett), at Was.; Oct. 2, 1983
- 94 Warren Wells (from George Blanda), vs. Den.; Nov. 10, 1968
- 93 Dobie Craig (from Tom Flores), vs. NYJ; Oct. 20, 1963
- +92 Marcus Allen (from Marc Wilson), vs. Sea.; Oct. 7, 1984
- 90 Dick Dorsey (from Cotton Davidson), at SD; Dec. 2, 1962
- 88 Cliff Branch (from Ken Stabler), vs. GB; Oct. 24, 1976
- 86 Cliff Branch (from Jim Plunkett), at Phi.; Nov. 23, 1980
Zach Miller (from JaMarcus Russell), vs. Phi.; Oct. 18, 2009
- 85 Charley Fuller (from Tom Flores), at Buf.; Nov. 5, 1961
Mervyn Fernandez (from Jay Schroeder), at NO; Oct. 23, 1988

+--Did not score

AVERAGE GAIN, RECEIVING

Highest average gain, career (145 rec.)

- 23.29 Warren Wells, 1967-70 (156-3,634)
- 20.03 Willie Gault, 1988-93 (149-2,985)
- 19.36 Dokie Williams, 1983-87 (148-2,866)
- 18.01 Mervyn Fernandez, 1987-92 (209-3,764)
- 17.68 Art Powell, 1963-66 (254-4,491)
- 17.34 Cliff Branch, 1972-84 (501-8,685)
- 17.25 James Jett, 1993-2001 (256-4,417)

Highest average gain, season (24 rec.)

- 26.81 Warren Wells, 1969 (47-1,260)
- 25.97 Mervyn Fernandez, 1988 (31-805)
- 24.64 Willie Gault, 1989 (28-690)
- 24.15 Cliff Branch, 1976 (46-1,111)
- 23.36 James Jett, 1993 (33-771)

Highest average gain, game (3 rec.)

- 57.3 Clem Daniels, vs. Buf.; Sept. 15, 1963 (3-172)
- 48.3 Jessie Hester, vs. Phi.; Nov. 30, 1986 (4-193)
- 43.3 Marcus Allen, vs. Sea.; Oct. 7, 1984 (4-173)
- 42.3 Warren Wells, at Den.; Nov. 10, 1968 (3-127)
- 41.7 Rocket Ismail, vs. Ind.; Oct. 22, 1995 (3-125)

TOUCHDOWN RECEPTIONS

Most seasons, leading league

- 2 Warren Wells, 1968-69
Cliff Branch, 1974, 1976
- 1 Art Powell, 1963

Most consecutive seasons, leading league

- 2 Warren Wells, 1968-69

Most seasons, leading team

- 11 Tim Brown, 1988, 1991-96, 1998, 2000-01, 2003
- 5 Cliff Branch, 1974-77, 1982
Todd Christensen, 1983-86
- 4 Art Powell, 1963-66
- 3 Warren Wells, 1968-70
Jerry Porter, 2002, 2004, 2007

Most consecutive seasons, leading team

- 6 Tim Brown, 1991-96
- 5 Todd Christensen, 1983-86
- 4 Art Powell, 1963-66
Cliff Branch, 1974-77
- 3 Warren Wells, 1968-70

Most touchdown receptions, career

- 99 Tim Brown, 1988-2003
- 76 Fred Biletnikoff, 1965-78
- 67 Cliff Branch, 1972-84
- 50 Art Powell, 1963-66
- 42 Warren Wells, 1967-70
- 41 Todd Christensen, 1981-88

Most touchdown receptions, season

- 16 Art Powell, 1963
- 14 Warren Wells, 1969
- 13 Cliff Branch, 1974
- 12 Art Powell, 1965
Fred Biletnikoff, 1969
Cliff Branch, 1976
Todd Christensen, 1983
James Jett, 1997

Most touchdown receptions, rookie, season

- 7 Raymond Chester, 1970
- 5 Mike Siani, 1972
Tim Brown, 1988
Denarius Moore, 2011
- 4 Jessie Hester, 1985
Rickey Dudley, 1996
Louis Murphy, 2009

Most touchdown receptions, game

- 4 Art Powell, vs. HouO; Dec. 22, 1963
- 3 15 times; last:
Jerry Porter, vs. Ten.; Dec. 19, 2004

YARDS FROM SCRIMMAGE

Rushing and Receiving

Most yards from scrimmage, career

- 14,924 Tim Brown, 1988-2003
- 12,803 Marcus Allen, 1982-92
- 8,974 Fred Biletnikoff, 1965-78
- 8,755 Cliff Branch, 1972-85
- 8,394 Clem Daniels, 1961-67

Most yards from scrimmage, season

- 2,314 Marcus Allen, 1985
- 1,926 Marcus Allen, 1984
- 1,903 Charlie Garner, 2002
- 1,784 Clem Daniels, 1963
- 1,697 Napoleon Kaufman, 1997

Most yards from scrimmage, game

- 256 Clem Daniels, vs. NYJ; Oct. 20, 1963
- 248 Clem Daniels, vs. Buf.; Sept. 15, 1963
- 247 Art Powell, vs. HouO; Dec. 22, 1963
- 242 Michael Bush, at SD; Nov. 10, 2011
- 235 Bo Jackson, at Sea.; Nov. 30, 1987

INTERCEPTIONS BY

Most seasons leading league, interceptions

- 1 Dave Grayson, 1968
Lester Hayes, 1980
Ronnie Lott, 1991
Rod Woodson, 2002

Most seasons leading team, interceptions

- 6 Terry McDaniel, 1990, 1992-96
- 4 Vann McElroy, 1983, 1986-88
- 3 Lester Hayes, 1979-80, 1985
Eric Allen, 1998-2000
Michael Huff, 2009-10, 2012

Most consecutive seasons leading team

- 5 Terry McDaniel, 1992-96
- 3 Vann McElroy, 1986-88
Eric Allen, 1998-2000
- 2 Tom Morrow, 1962-63
Warren Powers, 1965-66
Dave Grayson, 1968-69
Alonzo Thomas, 1974-75
Lester Hayes, 1979-80
Eddie Anderson, 1989-90
Phillip Buchanon, 2003-04
Chris Johnson, 2008-09
Michael Huff, 2009-10

Most interceptions by, career

- 39 Willie Brown, 1967-78
Lester Hayes, 1977-86
- 34 Terry McDaniel, 1988-97
- 31 Vann McElroy, 1982-90
- 30 George Atkinson, 1968-77
Jack Tatum, 1971-79

Most interceptions by, season

- 13 Lester Hayes, 1980
- 10 Tommy Morrow, 1962
Dave Grayson, 1968
- 9 Eddie Macon, 1960
Tommy Morrow, 1963

Most interceptions by, rookie, season

- 5 Charles Woodson, 1998
- 6 Charlie Phillips, 1975
- 4 Wayne Crow, 1960
Rodger Bird, 1966
George Atkinson, 1968
Jack Tatum, 1971
Neal Colzie, 1975

Most interceptions by, game

- 3 Tommy Morrow, at HouO; Sept. 7, 1963
Dave Grayson, vs. SD; Oct. 29, 1967
Dave Grayson, at SD; Oct. 26, 1969
Willie Brown, vs. LARm; Oct. 29, 1972
George Atkinson, at Cle.; Oct. 6, 1974
Charlie Phillips, vs. Den.; Dec. 8, 1975
Terry McDaniel, at NE; Oct. 9, 1994
Rod Woodson, vs. Ten.; Sept. 29, 2002

YARDS GAINED

Most seasons leading league

- 1 Fred Williamson, 1962
Lester Hayes, 1980
James Davis, 1982
Mike Haynes, 1984
Eddie Anderson, 1989

Most interception yards, career

- 636 Jack Tatum, 1971-79
- 624 Dave Grayson, 1965-70
Terry McDaniel, 1988-97
- 572 Lester Hayes, 1977-86
- 531 Eddie Anderson, 1987-97

INDIVIDUAL RECORDS

Most interception yards, season

273	Lester Hayes, 1980
233	Eddie Anderson, 1989
225	Rod Woodson, 2002
220	Mike Haynes, 1984
195	Dave Grayson, 1968



Rod Woodson

Most interception yards, rookie, season

136	Jack Tatum, 1971
131	Gus Otto, 1965
118	Charles Woodson, 1998
81	Phillip Buchanon, 2002
66	George Atkinson, 1968

Most interception yards, game

151	Mike Haynes, at Mia.; Dec. 2, 1984
134	Terry McDaniel, vs. Den.; Nov. 22, 1992
102	Eddie Anderson, at Mia.; Dec. 14, 1992
100	Rod Woodson, vs. Ten.; Sept. 29, 2002
	Chris Carr, vs. Pit.; Oct. 29, 2006

Longest interception return (All TDs)

102	Eddie Anderson, at Mia.; Dec. 14, 1992
100	Chris Carr, vs. Pit.; Oct. 29, 2006
98	Rod Woodson, at Den.; Nov. 11, 2002
94	Eric Turner, vs. Den.; Sept. 20, 1998
83	Phillip Buchanon, vs. Cin.; Sept. 14, 2003
82	Rod Woodson, vs. Ten.; Sept. 29, 2002
81	Phillip Buchanon, at Buf.; Oct. 6, 2002

Most touchdowns on interceptions, career

5	Terry McDaniel, 1988-97
4	Dave Grayson, 1965-70
	Lester Hayes, 1977-86
	Rod Martin, 1979-88
	Phillip Buchanon, 2002-04

Most touchdowns on interceptions, season

3	Eric Allen, 2000
2	Eddie Anderson, 1989
	Phillip Buchanon, 2003-04
	Anthony Dorsett, 2001
	Dave Grayson, 1965-70
	Lester Hayes, 1979
	Thomas Howard, 2007
	Rod Martin, 1983
	Terry McDaniel, 1994
	Gus Otto, 1965
	Warren Powers, 1967
	Jimmy Warren, 1971
	Rod Woodson, 2002

Most touchdowns on interceptions, rookie, season

2	Gus Otto, 1965
1	George Atkinson, 1968
	Charles Woodson, 1998
	Phillip Buchanon, 2002

Most touchdowns on interceptions, game

1	84 times; last: Stanford Routt, at KC; Jan. 2, 2011
---	--

PUNTING

Most punts, career

1,049	Ray Guy, 1973-86
1,014	Shane Lechler, 2000-12
642	Jeff Gossett, 1988-96
364	Mike Eischeid, 1966-71
280	Leo Araguz, 1996-99

Most punts, season

98	Leo Araguz, 1998
96	Ray Guy, 1981
	Shane Lechler, 2003
	Shane Lechler, 2009
93	Leo Araguz, 1997

Most punts, game

16	Leo Araguz, vs. SD; Oct. 11, 1998
11	Wayne Crow, vs. HouO; Sept. 11, 1960
	Mike Mercer, vs. BosP; Sept. 22, 1963
	Ray Guy, vs. Cle.; Nov. 18, 1973
	Shane Lechler, vs. Car.; Nov. 9, 2008
	Shane Lechler, vs. KC; Nov. 15, 2009

Longest punt

80	Shane Lechler, vs. Chi.; Nov. 27, 2011
77	Wayne Crow, vs. NYJ; Oct. 29, 1961
	Shane Lechler, at Den.; Sept. 12, 2011
76	Shane Lechler, at KC; Dec. 24, 2011
74	Ray Guy, at Den.; Oct. 30, 1977
73	Shane Lechler, vs. SD; Sept. 28, 2003
72	Mike Eischeid; vs. Den.; Dec. 10, 1968
	Ray Guy, at HouO; Dec. 2, 1973

AVERAGE YARDAGE, PUNTING

Most seasons leading league, gross average

5	Shane Lechler, 2003-05, 2007, 2009
3	Ray Guy, 1974-75, 1977

Highest gross average, punting, career (150 punts)

47.5	Shane Lechler, 2000-12 (1,014-48,215)
42.9	Leo Araguz, 1996-99 (280-12,024)
42.4	Ray Guy, 1973-86 (1,049-44,493)
42.3	Mike Eischeid, 1966-71 (364-15,381)
41.7	Jeff Gossett, 1988-96 (642-26,747)

Highest gross average, punting, season (35 punts)

51.1	Shane Lechler, 2009
50.8	Shane Lechler, 2011
49.1	Shane Lechler, 2007
48.8	Shane Lechler, 2008
47.5	Shane Lechler, 2006

Highest gross average, punting, game (4 punts)

59.0	Shane Lechler, at Den.; Dec. 24, 2005 (5-295)
58.2	Shane Lechler, at Den.; Sept. 12, 2011 (6-349)
57.6	Ray Guy, at Den.; Sept. 6, 1981 (5-288)
56.9	Shane Lechler, at KC; Sept. 20, 2009 (7-398)
56.8	Shane Lechler, vs. HouT; Dec. 3, 2006 (4-227)

Highest net average, career (150 punts, since 1976)

38.8	Shane Lechler, 2000-12
35.3	Jeff Gossett, 1988-96
35.0	Leo Araguz, 1996-99

Highest net average, season (35 punts, since 1976)

43.9	Shane Lechler, 2009
41.2	Shane Lechler, 2008
41.1	Shane Lechler, 2007
40.9	Shane Lechler, 2011
40.8	Shane Lechler, 2010

Highest net average, punting, game (4 punts, since 1976)

52.2	Shane Lechler, vs. NYJ; Oct. 25, 2009
50.6	Shane Lechler, at Ari.; Sept. 26, 2010
49.5	Shane Lechler, at Ten.; Sept. 12, 2010
49.2	Shane Lechler, vs. Chi.; Nov. 27, 2011
48.2	Leo Araguz, at KC; Dec. 7, 1997



INDIVIDUAL RECORDS

PUNTS HAD BLOCKED

Most punts had blocked, career

- 4 Shane Lechler, 2000-12
- 3 Mike Eischeid, 1966-71
- Jerry DePoyster, 1971-72
- Ray Guy, 1973-86
- Jeff Gossett, 1988-96

Most punts had blocked, season

- 3 Jerry DePoyster, 1972
- 2 Wayne Crow, 1961
- Ray Guy, 1978
- Jeff Gossett, 1990

PUNTS INSIDE THE 20

Most punts inside the 20, career (since 1976)


- 322 Shane Lechler, 2000-12
- 180 Jeff Gossett, 1988-96
- 86 Leo Araguz, 1996-99
- 13 Stan Talley, 1987
- 2 Vince Gamache, 1987

Most punts inside the 20, season (since 1976)

- 33 Shane Lechler, 2008
- 32 Ray Guy, 1985
- 30 Shane Lechler, 2009
- 29 Leo Araguz, 1998
- 28 Leo Araguz, 1997

Most punts inside the 20, game (since 1976)

- 5 Leo Araguz, vs. SD; Oct. 11, 1998
- Shane Lechler, vs. SD; Sept. 3, 2000
- Shane Lechler, vs. NYJ; Oct. 19, 2008
- Shane Lechler, vs. KC; Nov. 15, 2009
- 4 17 times; last:
Shane Lechler, at Car.; Dec. 23, 2012



Tim Brown

PUNT RETURNS

Most seasons leading league, punt returns

- 2 Claude Gibson, 1963, 1965
- Rodger Bird, 1966-67
- George Atkinson, 1968, 1973
- 1 Greg Pruitt, 1983
- Fulton Walker, 1985

Most punt returns, career

- 320 Tim Brown, 1988-2002
- 168 Neal Colzie, 1975-78
- 148 George Atkinson, 1968-75
- 138 Greg Pruitt, 1982-84
- 115 Johnnie Lee Higgins, 2007-10

Most punt returns, season

- 62 Fulton Walker, 1985
- 58 Greg Pruitt, 1983
- 53 Greg Pruitt, 1984
- 49 Fulton Walker, 1986
- Tim Brown, 1988

Most punt returns, rookie, season

- 49 Tim Brown, 1988
- 48 Neal Colzie, 1975
- 37 Rodger Bird, 1966

36 George Atkinson, 1968

35 Ted Watts, 1981

Most punt returns, game

- 9 Rodger Bird, vs. Den.; Sept. 10, 1967
- Cle Montgomery, vs. Det.; Dec. 10, 1984
- 8 Neal Colzie, vs. SD; Oct. 5, 1975
- Ted Watts, vs. NE; Nov. 1, 1981
- Fulton Walker, vs. Cle.; Nov. 16, 1986
- Desmond Howard, vs. SD; Oct. 11, 1998

FAIR CATCHES

Most fair catches, career

- 150 Tim Brown, 1988-2003
- 43 Johnnie Lee Higgins, 2007-10
- 41 Greg Pruitt, 1982-84
- 36 Rod Sherman, 1967-71
- 33 Desmond Howard, 1997-98

Most fair catches, season

- 21 Tim Brown, 1996
- Tim Brown, 2001
- Johnnie Lee Higgins, 2009
- 20 Tim Brown, 1993
- Desmond Howard, 1997

Most fair catches, game

- 5 Darrien Gordon, vs. Atl.; Nov. 26, 2000
- 4 Desmond Howard, vs. NYG; Sept. 13, 1998
- David Dunn, at Phi.; Oct. 28, 2001
- Tim Brown, vs. SD; Oct. 20, 2002
- Tim Brown, at Ari.; Nov. 24, 2002
- Tim Brown, vs. Den.; Dec. 22, 2002
- Phillip Buchanon, at SD; Dec. 28, 2003
- Johnnie Lee Higgins, at Hou; Oct. 4, 2009

YARDS GAINED, PUNT RETURNS

Most seasons leading league

- 2 Claude Gibson, 1963-64
- Rodger Bird, 1966-67
- 1 George Atkinson, 1968
- Neal Colzie, 1975
- Greg Pruitt, 1983
- Fulton Walker, 1985
- Tim Brown, 1994
- Johnnie Lee Higgins, 2008

Most punt return yards, career

- 3,272 Tim Brown, 1988-2003
- 1,747 Neal Colzie, 1975-78
- 1,348 Greg Pruitt, 1982-84
- 1,247 George Atkinson, 1968-75
- 1,132 Fulton Walker, 1985-86
- 1,083 Claude Gibson, 1963-65
- 1,063 Rodger Bird, 1966-68

Most punt return yards, season

- 692 Fulton Walker, 1985
- 666 Greg Pruitt, 1983
- 655 Neal Colzie, 1975
- 612 Rodger Bird, 1967
- 570 Johnnie Lee Higgins, 2008

Most punt return yards, rookie, season

- 655 Neal Colzie, 1975
- 490 George Atkinson, 1968
- 444 Tim Brown, 1988
- 323 Rodger Bird, 1966
- 284 Ted Watts, 1981

Most punt return yards, game

- 205 George Atkinson, at Buf.; Sept. 15, 1968 (5-205)
- 152 Cle Montgomery, at Det.; Dec. 10, 1984 (9-152)
- 143 Rodger Bird, vs. Den.; Sept. 10, 1967 (9-143)
- 134 Rodger Bird, vs. SD; Oct. 29, 1967 (5-134)
- 133 Desmond Howard, vs. Sea.; Nov. 15, 1998 (6-133)

INDIVIDUAL RECORDS

Longest punt return (All TDs)

97	Greg Pruitt, at Was.; Oct. 2, 1983
93	Johnnie Lee Higgins, at Mia.; Nov. 16, 2008
89	Johnnie Lee Higgins, at Den.; Nov. 23, 2008
88	Tim Brown, vs. KC; Dec. 9, 2001
86	George Atkinson, at Buf.; Sept. 15, 1968
85	Claude Gibson, vs. KC; Nov. 3, 1963
83	Phillip Buchanan, vs. Ten.; Sept. 29, 2002
82	George Atkinson, vs. SD; Oct. 13, 1968
80	Phillip Buchanan, at SD; Dec. 28, 2003
80	Johnnie Lee Higgins, vs. HouT; Dec. 21, 2008

AVERAGE YARDAGE, PUNT RETURNS

Most seasons leading league

2	Claude Gibson, 1963-64
1	Rodger Bird, 1967

Highest punt return average, career (50 attempts)

12.59	Claude Gibson, 1963-65 (86-1,083)
11.31	Rodger Bird, 1966-68 (94-1,063)
10.97	Phillip Buchanan, 2002-04 (72-790)
10.43	Desmond Howard, 1997-98 (72-751)
10.40	Neal Colzie, 1975-78 (168-1,747)

Highest average, season (14 returns)

14.45	Claude Gibson, 1964 (29-419)
13.86	Cle Montgomery, 1984 (14-194)
13.65	Neal Colzie, 1975 (48-655)
13.64	Phillip Buchanan, 2003 (36-491)
13.61	George Atkinson, 1968 (36-490)

Highest average, rookie, season (14 returns)

13.65	Neal Colzie, 1975
13.61	George Atkinson, 1968
11.9	Phillip Buchanan, 2002
9.2	Alvin Wyatt, 1970
9.1	Tim Brown, 1988

Highest average, game (3 returns)

42.3	Neal Colzie, at Den.; Nov. 2, 1975 (3-127)
41.0	George Atkinson, at Buf.; Sept. 15, 1968 (5-205)
32.0	Phillip Buchanan, vs. NYJ; Nov. 9, 2003 (3-96)
30.7	Phillip Buchanan, at SD; Dec. 28, 2003 (3-92)
30.0	Ron Smith, vs. DalC; Dec. 14, 1974 (3-90)

TOUCHDOWNS, PUNT RETURNS

Most seasons leading league

1	Claude Gibson, 1963
	George Atkinson, 1968
	Alvin Wyatt, 1970
	Greg Pruitt, 1983
	Desmond Howard, 1998
	Phillip Buchanan, 2003
	Johnnie Lee Higgins, 2008

Most touchdowns, career

3	Claude Gibson, 1963-65
	George Atkinson, 1968-75
	Tim Brown, 1988-2003
	Phillip Buchanan, 2002-04
	Johnnie Lee Higgins, 2007-10
2	Desmond Howard, 1997-98
1	Seven tied

Most touchdowns, season

3	Johnnie Lee Higgins, 2008
2	Claude Gibson, 1963
	George Atkinson, 1968
	Desmond Howard, 1998
	Phillip Buchanan, 2003

Most touchdowns, game

1	Several times; last: Johnnie Lee Higgins, vs. HouT; Dec. 21, 2008
---	---

KICKOFF RETURNS

Most seasons leading league, returns

2	Chris Carr, 2005-06
1	Jack Larscheid, 1960
	George Fleming, 1961
	Desmond Howard, 1997
	Tim Brown, 1988

Most kickoff returns, career

201	Chris Carr, 2005-07
113	Bo Roberson, 1962-65
110	Desmond Howard, 1997-98
104	Raghib Ismail, 1993-95
98	Napoleon Kaufman, 1995-2000

Most kickoff returns, season

73	Chris Carr, 2005
69	Chris Carr, 2006
61	Desmond Howard, 1997
59	Chris Carr, 2007
53	Doug Gabriel, 2004
	Jacoby Ford, 2010

Most kickoff returns, rookie, season

73	Chris Carr, 2005
53	Jacoby Ford, 2010
41	Tim Brown, 1988
35	Ira Matthews, 1979
32	George Atkinson, 1968

Most kickoff returns, game

10	Desmond Howard, at Sea.; Oct. 26, 1997
8	Raghib Ismail, at Sea.; Dec. 17, 1995
7	19 times, last: Jacoby Ford, vs. Mia., Nov. 28, 2010

KICKOFF RETURN YARDS

Most seasons leading league

2	Chris Carr, 2005-06
1	Tim Brown, 1988

Most kickoff return yards, career

4,841	Chris Carr, 2005-07
2,791	Bo Roberson, 1962-65
2,358	Desmond Howard, 1997-98
2,234	Raghib Ismail, 1993-95
2,149	Napoleon Kaufman, 1995-2000
2,140	Clarence Davis, 1971-77

Most kickoff return yards, season

1,762	Chris Carr, 2006
1,752	Chris Carr, 2005
1,327	Chris Carr, 2007
1,318	Desmond Howard, 1997
1,280	Jacoby Ford, 2010

Most kickoff return yards, rookie, season

1,752	Chris Carr, 2005
1,280	Jacoby Ford, 2010
1,098	Tim Brown, 1988
873	Ira Matthews, 1979
802	George Atkinson, 1968

Most kickoff return yards, game

223	Desmond Howard, at Sea.; Oct. 26, 1997
220	Terry Kirby, at Sea.; Nov. 11, 2001
208	Jacoby Ford, vs. Mia.; Nov. 28, 2010
206	Chris Carr, at BalR; Sept. 17, 2006
199	Doug Gabriel, at HouT; Oct. 3, 2004

Longest kickoff return (All TDs)

104	Ira Matthews, vs. SD; Oct. 25, 1979
102	Harold Hart, at Mia.; Sept. 22, 1975
101	Jacoby Ford, vs. Cle.; Oct. 16, 2011
	Jacoby Ford, vs. Mia.; Nov. 28, 2010

AVERAGE YARDAGE, KICKOFF RETURNS

Most seasons leading league

1	Larry Brunson, 1979
	Tim Brown, 1988



Highest average, career (50 returns)

27.09	Clarence Davis, 1971-77 (79-2,140)
25.33	Jacoby Ford, 2010-12 (64-1,621)
24.91	George Atkinson, 1968-75 (76-1,893)
24.70	Bo Roberson, 1962-65 (113-2,791)
24.08	Chris Carr, 2005-07 (201-4,841)

Highest average, season (12 returns)

30.47	Harold Hart, 1975 (17-518)
28.40	Jack Larscheid, 1960 (30-852)
27.77	Bryan McCann, 2011 (13-361)
27.70	Bo Roberson, 1962 (27-748)
27.19	Clarence Davis, 1971 (27-734)

Highest average, game (3 returns)

53.00	Harold Hart, at Mia.; Sept. 22, 1975 (3-159)
49.67	Bryan McCann, at KC; Dec. 24, 2011 (3-149)
45.33	David Dunn, vs. Atl.; Nov. 26, 2000 (3-136)
45.00	Ira Matthews, vs. SD; Oct. 25, 1979 (4-180)
41.67	Bo Roberson, vs. SD; Sept. 30, 1962 (3-125)

TOUCHDOWNS, KICKOFF RETURNS

Most seasons leading league

1	Bo Roberson, 1962
	Ira Matthews, 1979
	Tim Brown, 1988
	Jacoby Ford, 2010

Most touchdowns, career

4	Jacoby Ford, 2010-12
2	Terry Kirby, 2001-02
	Justin Miller, 2008-09
1	10 tied

Most touchdowns, season

3	Jacoby Ford, 2010
2	Justin Miller, 2008
1	13 times; last: Jacoby Ford, 2011

Most touchdowns, game

1	18 times; last: Jacoby Ford, vs. Cle.; Oct. 16, 2011
---	--

COMBINED KICK RETURNS

Most combined kick returns, career

369	Tim Brown, 1988-2003
278	Chris Carr, 2005-07
224	George Atkinson, 1968-75
186	Greg Pruitt, 1982-84
182	Desmond Howard, 1997-98

Most combined kick returns, season

107	Chris Carr, 2005
104	Chris Carr, 2006
94	Desmond Howard, 1998
90	Tim Brown, 1988
89	Greg Pruitt, 1983

YARDS GAINED, COMBINED KICK RETURNS

Most yards gained, career

5,295	Chris Carr, 2005-07
4,507	Tim Brown, 1988-2003
3,140	George Atkinson, 1968-75
3,109	Desmond Howard, 1997-98
2,845	Bo Roberson, 1962-65

Most yards gained, season

1,978	Chris Carr, 2006
1,938	Chris Carr, 2005
1,581	Desmond Howard, 1998
1,542	Tim Brown, 1988
1,528	Desmond Howard, 1997

Most yards gained, game

245	Chris Carr, at BalR; Sept. 17, 2006
244	Desmond Howard, at Buf.; Dec. 13, 1998
230	George Atkinson, at Buf.; Sept. 15, 1968
227	Greg Pruitt, at Was.; Oct. 2, 1983

223 Desmond Howard, at Sea.; Oct. 26, 1997

TOUCHDOWNS, COMBINED KICK RETURNS

Most TD, combined kick returns, career

4	Tim Brown, 1988-2003
	Jacoby Ford, 2010-12
3	Claude Gibson, 1963-65
	George Atkinson, 1968-75
	Terry Kirby, 2001-02
	Phillip Buchanan, 2002-04
	Johnnie Lee Higgins, 2007-10

Most touchdowns, season

3	Johnnie Lee Higgins, 2008 (3 PR, 0 KR)
	Jacoby Ford, 2010 (0 PR, 3 KR)
2	Claude Gibson, 1963 (2 PR, 0 KR)
	George Atkinson, 1968 (2 PR, 0 KR)
	Desmond Howard, 1998 (2 PR, 0 KR)
	Terry Kirby, 2002 (1 PR, 1 KR)
	Phillip Buchanan, 2003 (2 PR, 0 KR)
	Justin Miller, 2008 (0 PR, 2 KR)

Most touchdowns, game

1	42 times; last: Jacoby Ford, vs. Cle.; Oct. 16, 2011
---	--

COMBINED NET YARDS

Rushing, receiving, interception returns, punt returns, kickoff returns and fumble returns

COMBINED ATTEMPTS

Most combined attempts, career

2,547	Marcus Allen, 1982-92
1,650	Mark van Eeghen, 1974-81
1,501	Tim Brown, 1988-2003
1,377	Clem Daniels, 1961-67
1,207	Napoleon Kaufman, 1995-2000
1,116	Pete Banaszak, 1966-78
1,026	Charlie Smith, 1968-74
1,008	Tyrone Wheatley, 1999-2004
1,001	Marv Hubbard, 1969-75
989	Clarence Davis, 1971-78
981	Harvey Williams, 1994-98
930	Darren McFadden, 2008-12
926	Hewitt Dixon, 1966-70
923	Justin Fargas, 2003-09

Most combined attempts, season

449	Marcus Allen, 1985
342	LaMont Jordan, 2005
342	Marcus Allen, 1984
341	Harvey Williams, 1994
339	Mark van Eeghen, 1977
336	Marcus Allen, 1983
313	Napoleon Kaufman, 1997
309	Harvey Williams, 1997
301	Mark van Eeghen, 1978
293	Michael Bush, 2011
283	Charlie Garner, 2001
275	Mark van Eeghen, 1979
274	Charlie Garner, 2002
270	Darren McFadden, 2010
264	Tyrone Wheatley, 1999
258	Darren McFadden, 2012
257	Marcus Allen, 1988

COMBINED NET YARDS GAINED

Most combined net yards gained, career

19,443	Tim Brown, 1988-2003
12,798	Marcus Allen, 1982-92
9,266	Clem Daniels, 1961-67
8,981	Fred Biletnikoff, 1965-78
8,969	Cliff Branch, 1972-85
8,048	Napoleon Kaufman, 1995-2000
7,486	Mark van Eeghen, 1974-81

INDIVIDUAL RECORDS

6,641	Clarence Davis, 1971-78
5,933	Todd Christensen, 1979-88
5,394	Chris Carr, 2005-07
5,374	Charlie Smith, 1968-74
5,147	Pete Banaszak, 1966-78
5,073	Marv Hubbard, 1969-75

Most combined net yards gained, season

2,317	Tim Brown, 1988
2,308	Marcus Allen, 1985
1,978	Chris Carr, 2006
1,938	Chris Carr, 2005
1,926	Marcus Allen, 1984

Most combined net yards gained, rookie, season

2,317	Tim Brown, 1988
1,937	Chris Carr, 2005
1,905	Jacoby Ford, 2010
1,240	Arthur Whittington, 1978
1,152	Clarence Davis, 1971
1,124	Napoleon Kaufman, 1995
1,098	Marcus Allen, 1982

DEFENSE

SACKS

Most seasons leading league

1	Derrick Burgess, 2005
---	-----------------------

Most sacks, career

107.5	Greg Townsend, 1983-93, 1997
84.0	Howie Long, 1981-93
57.5	Anthony Smith, 1991-97
53.0	Bill Pickel, 1983-90
39.5	Chester McGlockton, 1992-97

Most sacks, season

16.0	Derrick Burgess, 2005
15.5	Sean Jones, 1986
13.0	Howie Long, 1983
	Greg Townsend, 1991
	Anthony Smith, 1992
	Pat Swilling, 1995

Most sacks, rookie, season

10.5	Greg Townsend, 1983
9.0	Aaron Wallace, 1990
6.0	Bill Pickel, 1983
5.5	Scott Davis, 1988
5.0	Trevor Scott, 2008
	Lamarr Houston, 2010

Most sacks, game

5.0	Howie Long, at Was.; Oct. 2, 1983
4.0	Anthony Smith, at Sea.; Oct. 18, 1992
	Anthony Smith, vs. Sea.; Sept. 12, 1993
	Kameron Wimbley, at SD; Nov. 10, 2011
3.5	Howie Long, at KC; Dec. 12, 1982
	Bill Pickel, at Det.; Dec. 10, 1984
	Greg Townsend, vs. Was.; Oct. 29, 1989
3.0	18 times; last: Tommy Kelly, at KC; Nov. 6, 2005

Most seasons, 10 or more sacks

7	Greg Townsend, 1993, 1995-96, 1988-91
3	Howie Long, 1983-85
	Anthony Smith, 1991-93
	Bill Pickel, 1994-96
2	Lance Johnstone, 1998-99
	Derrick Burgess, 2005-06

Most consecutive seasons, 10 or more sacks

4	Greg Townsend, 1988-91
3	Howie Long, 1983-85
	Anthony Smith, 1991-93
	Bill Pickel, 1994-96
2	Greg Townsend, 1995-96
	Lance Johnstone, 1998-99
	Derrick Burgess, 2005-06

DEFENSIVE TOUCHDOWNS

Most defensive touchdowns, career

7	Terry McDaniel, 1990-96
6	Rod Martin, 1980-84
5	Dan Conners, 1966-69
	Lester Hayes, 1979-86
4	George Atkinson, 1968-73
	Greg Townsend, 1983-90
	Eric Allen, 2000-01
	Phillip Buchanon, 2002-04

Most defensive touchdowns, season

3	Charlie Phillips, 1978
	Terry McDaniel, 1994
	Eric Allen, 2000
2	17 times; last: Phillip Buchanon, 2003

Most defensive touchdowns, rookie, season

2	Gus Otto, 1965
1	George Atkinson, 1968
	Greg Townsend, 1983
	Lance Johnstone, 1996
	Charles Woodson, 1998
	Phillip Buchanon, 2002



Lester Hayes

CHAMPIONSHIPS

League championships

- 4 American Football League: 1967
- National Football League: 1976, 1980, 1983

Conference championships

- 4 AFC: 1976, 1980, 1983, 2002

Times finishing first, regular season

- 15 AFL West: 1967, 1969
- AFC West: 1970, 1972, 1973, 1974, 1975, 1976, 1983, 1985, 1990, 2000, 2001, 2002
- AFC: 1982

Consecutive times first, regular season

- 5 1972-76 (AFC West)
- 3 2000-02 (AFC West)
- 2 1969-70 (AFL West, AFC West)
- 1982-83 (AFC, AFC West)

GAMES WON

Most consecutive games won

- 14 Oct. 15, 1967 -- Oct. 6, 1968
- Oct. 10, 1976 -- Oct. 9, 1977
- 11 Oct. 27, 1968 -- Sept. 28, 1969
- 9 Sept. 22-Nov. 17, 1974
- Dec. 5, 1982 -- Sept. 25, 1983
- 8 Oct. 20-Dec. 22, 1963

Most consecutive games won, season

- 10 Oct. 15-Dec. 24, 1967
- Oct. 10-Dec. 12, 1976
- 9 Sept. 22-Nov. 17, 1974
- 8 Oct. 20-Dec. 22, 1963
- Oct. 27-Dec. 15, 1968
- 7 Oct. 26-Dec. 8, 1975

Most consecutive games without defeat

- 15 Oct. 27, 1968 -- Oct. 26, 1969
- 14 Oct. 15, 1967 -- Oct. 6, 1968
- Oct. 10, 1976 -- Oct. 9, 1977
- 9 Sept. 22-Nov. 17, 1974
- Dec. 5, 1982 -- Sept. 25, 1983

Most games won, regular season

- 13 1967
- 1976
- 12 1968
- 1969
- 1974
- 1983
- 1985
- 1990
- 2000

Most consecutive games won, start of season

- 4 1968
- 1977
- 1983
- 1984
- 1990
- 2002

Most consecutive games won, end of season

- 10 1967
- 1976
- 8 1963
- 1968
- 6 1969
- 1972
- 1985

Most consec. games without defeat, season

- 10 Oct. 15-Dec. 24, 1967
- Oct. 10-Dec. 12, 1976
- 9 Sept. 22-Nov. 17, 1974
- 8 Oct. 20-Dec. 22, 1963

Oct. 27-Dec. 15, 1968

7 Oct. 26-Dec. 8, 1975

Oct. 11-Nov. 22, 1970

Most consecutive games without defeat, start of season

- 7 1969
- 4 1968
- 1977
- 1983
- 1984
- 1990
- 2002

Most consecutive games without defeat, end of season

- 10 1967
- 1976
- 8 1963
- 1968
- 6 1969
- 1972
- 1985

Most consecutive home games won

- 18 1968-70
- 10 1989-90
- 2000-01
- 9 1966-68
- 1975-77
- 7 1973-74
- 1974-75
- 1982-83

Most consecutive home games won, Oakland

- 18 1968-70
- 10 2000-01
- 9 1966-68
- 1975-77
- 7 1973-74
- 1974-75

Most consec. home games won, Los Angeles

- 10 1989-90
- 7 1982-83
- 6 1985
- 5 1983-84
- 1990-91

Most consecutive home games without defeat

- 18 1968-70
- 10 1966-68
- 1989-90
- 2000-01
- 9 1975-77
- 8 1972-73

Most consecutive road games won

- 9 1967-68
- 1974-75
- 1976-77
- 6 1983-84
- 5 1986
- 2000

Most consecutive road games without defeat

- 9 1967-68
- 1974-75
- 1976-77
- 7 1968-69
- 6 1983-84
- 5 1973
- 1986
- 2000

Most shutouts won or tied, season

- 2 1975
- 1992

GAMES LOST

Most consecutive games lost

- 19 1961-62
- 11 2005-06
- 2006-07
- 8 1995-96
- 7 1987
- 1991-92

Most consecutive games without victory

- 19 1961-62
- 11 2005-06
- 2006-07
- 8 1995-96
- 7 1987
- 1991-92

Most games lost, regular season

- 13 1962
- 12 1961
- 1997
- 2003
- 2005
- 2006
- 2007
- 2012

Most consecutive games lost, start of season

- 13 1962
- 5 1964
- 2006
- 4 1992

Most consecutive games lost, end of season

- 9 2006
- 6 1961
- 2005
- 1995
- 5 1997

Most consec. games without a victory, season

- 19 1961-62
- 11 2005-06
- 2006-07
- 8 1995-96
- 7 1987
- 1991-92

Most consecutive games without a victory, start of season

- 13 1962
- 6 1964
- 5 2006
- 4 1992

Most consecutive games without a victory, end of season

- 9 2006
- 6 1961
- 2005
- 1995
- 5 1997

Most consecutive home games lost

- 11 1961-62
- 6 2005-06
- 5 2006-07
- 4 1995
- 1997
- 2004
- 2007-08
- 2008
- 2012

Most consecutive home games lost, Oakland

- 11 1961-62
- 6 2005-06
- 5 2006-07

TEAM RECORDS

- 4 1995
- 1997
- 2004
- 2007-08
- 2008
- 2012

Most consecutive home games lost, Los Angeles

- 3 1986
- 1987
- 1988
- 1991-92

Most consecutive home games without victory

- 11 1961-62
- 6 2005-06
- 5 2006-07

Most shutouts lost or tied, season

- 3 1981
- 2006
- 2 1961

TIE GAMES

Most tie games, season

- 2 1964
- 2 1970
- 2 1971

Most consecutive tie games

- 2 Oct. 31-Nov. 7, 1971

SCORING

POINTS

Seasons leading league, scoring

- 1967 (468 points)
- 1968 (453 points)
- 1969 (377 points)

Most consecutive seasons leading league

- 3 1967-69

Most points, season

- 479 2000
- 468 1967
- 453 1968
- 450 2002
- 442 1983

Most points, game

- 59 at Denver; Oct. 24, 2010 (59-14)
- 52 vs. Houston Oilers; Dec. 22, 1963 (52-49)
- vs. Carolina; Dec. 24, 2000 (52-9)
- vs. Tennessee Titans; Sept. 29, 2002 (52-25)
- 51 vs. Denver; Sept. 10, 1967 (51-0)
- vs. San Diego; Oct. 29, 1967 (51-10)
- 50 vs. Buffalo; Oct. 19, 1969 (50-21)
- vs. Atlanta; Oct. 14, 1979 (50-19)

Most points, both teams, game

- 101 vs. Houston Oilers; Dec. 22, 1963 (52-49 win)
- 86 at Boston Patriots; Oct. 16, 1964 (43-43 tie)
- 80 at Los Angeles Chargers; Nov. 27, 1960 (52-28 loss)
- vs. Seattle; Dec. 18, 1988 (43-37 loss)
- vs. Kansas City; Nov. 5, 2000 (49-31 win)
- at Buffalo; Oct. 6, 2002 (49-31 win)

Fewest points, both teams, game

- 6 at San Diego; Oct. 5, 1975 (6-0 win)
- 9 vs. Chicago; Dec. 27, 1987 (6-3 loss)
- 10 vs. Cleveland; Nov. 18, 1973 (7-3 loss)
- 12 at Buffalo; Oct. 5, 1963 (12-0 loss)
- vs. Denver; Dec. 1, 1980 (9-3 win)
- at San Francisco; Nov. 13, 1988 (9-3 win)

Most points, shutout victory

- 51 vs. Denver; Sept. 10, 1967

- 45 vs. Tampa Bay; Dec. 19, 1999
- 42 vs. N.Y. Giants; Nov. 4, 1973
- 34 at Cincinnati; Nov. 24, 1968
- at San Diego; Sept. 26, 1971
- at Houston Oilers; Oct. 9, 1972

Fewest points, shutout victory

- 6 at San Diego; Oct. 5, 1975 (6-0 win)

Most points overcome to win, game

- 24 vs. SD; Nov. 22, 1982 (28-24 win, 24-0 deficit)
- at Den.; Sept. 26, 1988 (30-27 win, 24-0 deficit) (OT)

Most points, each half

First:

- 38 at Denver; Oct. 24, 2010
- 31 vs. Tennessee Titans; Sept. 29, 2002
- 28 at Kansas City; Jan. 2, 2000 (OT)
- vs. Kansas City; Nov. 5, 2000
- vs. Cleveland; Sept. 24, 2000
- vs. Seattle; Sept. 8, 2002

Second:

- 31 at Indianapolis; Sept. 10, 2000
- 28 vs. Tampa Bay; Dec. 19, 1999
- vs. Carolina; Dec. 24, 2000
- at Buffalo; Oct. 6, 2002
- 26 at Atlanta; Sept. 14, 1997

Most points, one quarter

- 24 at Indianapolis (third qtr.); Sept. 10, 2000
- 24 at Denver (first qtr.); Oct. 24, 2010
- 22 vs. Tampa Bay (fourth qtr.); Nov. 4, 2012
- 21 14 times; last: at Min. (second qtr.); Nov. 20, 2011

Most points, each quarter

First:

- 24 at Denver; Oct. 24, 2010

Second:

- 21 Seven times; last: at Min.; Nov. 20, 2011

Third:

- 24 at Indianapolis; Sept. 10, 2000

Fourth:

- 22 vs. Tampa Bay; Nov. 4, 2012

Most consecutive games scoring

- 216 Sept. 18, 1966 – Sept. 20, 1981



Ted Hendricks



TOUCHDOWNS

Seasons leading league, overall touchdowns

1967 (58)
1968 (55)
1969 (45)

Most consecutive seasons leading league, overall TD

3 1967-69

Most overall touchdowns, season

58 1967
2000
55 1968
54 1983
53 2002

Fewest overall touchdowns, season

16 2006
17 2009
27 1962
2008
28 2012

Most overall touchdowns, game

8 at Denver; Oct. 24, 2010
7 vs. N.Y. Jets; Oct. 20, 1963
vs. Houston Oilers; Dec. 22, 1963
vs. Denver; Sept. 10, 1967
vs. San Diego; Oct. 29, 1967
vs. New Orleans; Nov. 9, 1975
vs. Tampa Bay; Nov. 28, 1976
vs. Kansas City; Nov. 5, 2000
vs. Carolina; Dec. 24, 2000
vs. Tennessee Titans; Sept. 29, 2002
at Buffalo; Oct. 6, 2002

Most overall TD, both teams, game

14 HouO (7) at Oak. (7); Dec. 22, 1963

Most consecutive games, scoring TD

97 Sept. 18, 1966 -- Sept. 16, 1973

POINTS AFTER TOUCHDOWN

Most (one-point) PAT, season

56 1967
2000
54 1968
51 1983
50 2002

Fewest (one-point) PAT, season

16 2006
17 2009
20 1962
24 1961
25 2008
2012

Most (one-point) PAT, game

8 at Denver; Oct. 24, 2010
7 vs. N.Y. Jets; Oct. 20, 1963
vs. Houston Oilers; Dec. 22, 1963
vs. San Diego; Oct. 29, 1967
vs. Tampa Bay; Nov. 28, 1976
vs. Kansas City; Nov. 5, 2000
vs. Carolina; Dec. 24, 2000
vs. Tennessee Titans; Sept. 29, 2002
at Buffalo; Oct. 6, 2002

Most (one-point) PAT, both teams, game

14 HouO (7) at Oak. (7); Dec. 22, 1963

Most two-point conversions, season

2 1960
1961
1962
1997
2002
2007
2012

Most two-point conversions, game

2 vs. San Diego; Sept. 30, 1962

Most two-point conversions, both teams, game

2 Five times; last: Den. (2) at Oak. (0); Nov. 5, 2001

FIELD GOALS

Seasons leading league, field goals

1964 (15)
1993 (35)
2010 (33)

Most field goals attempted, season

44 1993
41 2010
38 1999
37 1969
1980

Fewest field goals attempted, season

16 1982
17 1974
19 1963
1976
20 1978
1990

Most field goals attempted, game

6 at San Diego; Sept. 14, 1980 (OT)
vs. Phoenix Cardinals; Dec. 10, 1989
at San Diego; Oct. 29, 2000
at Chicago; Oct. 5, 2003
at Arizona; Sept. 26, 2010
vs. Chicago; Nov. 27, 2011
vs. Kansas City; Dec. 16, 2012

Most field goals attempted, both teams, game

9 Pit. (5) at Oak. (4); Nov. 11, 1973
LARai. (5) at Cin. (4); Nov. 28, 1993
Oak. (6) at Chi. (3); Oct. 5, 2003

Most field goals, season

35 1993
33 2010
31 2011
2012
29 1991

Fewest field goals, season

6 1960
8 1963
1976
9 1962
10 1982

Most field goals, game

6 vs. Chicago; Nov. 27, 2011
5 vs. Denver; Dec. 11, 1994
at San Diego; Oct. 29, 2000
at Chicago; Oct. 5, 2003
at Minnesota; Nov. 18, 2007
vs. Kansas City; Dec. 16, 2012

Most field goals, both teams, game

8 Oak. (5) at Chi. (3); Oct. 5, 2003
Chi. (2) at Oak. (6); Nov. 27, 2011

Most consecutive field goals made

17 Oct. 16, 1994 -- Oct. 8, 1995
16 Dec. 6, 2009 -- Nov. 28, 2010
15 Dec. 30, 1990 -- Dec. 8, 1991
Dec. 18, 2011 -- Dec. 2, 2012
14 Sept. 5, 1993 -- Dec. 19, 1993

SAFETIES

Most safeties, season

3 1981
2 1963

TEAM RECORDS

Most safeties, game

- 2 vs. San Diego; Oct. 26, 1975
- 1 41 times; last: vs. Chi.; Dec. 11, 2011

Most safeties, both teams, game

- 2 San Diego (0) at Oakland (2); Oct. 26, 1975

FIRST DOWNS

Seasons leading league, first downs

- 1968 (287)
- 1970 (270)
- 1972 (297)
- 1977 (305)
- 2002 (366)

Most first downs, season

- 366 2002
- 356 1983
- 337 2000
- 328 2011
- 326 1999

Fewest first downs, season

- 175 1982
- 187 1962
- 200 1961
- 225 1965
- 2008

Most first downs, rushing, season

- 159 1975
- 156 1977
- 145 1972
- 143 1983
- 137 1976

Fewest first downs, rushing, season

- 63 1964
- 65 1961
- 1982
- 70 1966
- 72 1962, 1965, 2012

Most first downs, passing, season

- 226 2002
- 200 2012
- 196 1999
- 195 2001
- 191 1979

Fewest first downs, passing, season

- 95 1982
- 100 1962
- 110 1971
- 116 1961
- 122 1972

Most first downs, penalty, season

- 36 1996
- 35 1987
- 34 2010
- 32 1983
- 2000
- 2011

Fewest first downs, penalty, season

- 12 1966
- 15 1962
- 1982
- 1990
- 2008

NET YARDS GAINED

Seasons leading league, yards gained

- 1968 (5,696)
- 1970 (4,829)
- 2002 (6,237)

Most yards gained, season

- 6,237 2002

- 6,072 2011
- 5,776 2000
- 5,696 1968
- 5,693 1999

Fewest yards gained, season

- 2,955 1982
- 3,285 1961
- 3,687 1962
- 3,939 2006
- 3,998 1965

Most yards gained, game

- 626 vs. Denver; Oct. 25, 1964
- 604 at Cincinnati; Nov. 24, 1968
- 553 vs. San Diego; Sept. 22, 1996
- 545 vs. Seattle; Oct. 31, 2010
- 544 vs. Cincinnati; Dec. 7, 1969

Fewest yards gained, game

- 58 vs. San Diego; Oct. 22, 1961
- 77 vs. Atlanta; Nov. 2, 2008
- 93 at Kansas City; Dec. 7, 1997
- 98 vs. Pittsburgh; Oct. 29, 2006
- 99 at Houston Oilers; Sept. 9, 1961

Most yards gained, both teams, game

- 1,047 LARai. (454) at SD (593); Nov. 10, 1985
- 1,008 HouO (468) at Oak. (540); Dec. 22, 1963
- 986 KC (513) at Oak. (473); Nov. 5, 2000
- 983 SD (463) at Oak. (520); Jan. 1, 2012
- 974 Oak. (495) at Buf. (479); Oct. 6, 2002

Fewest yards gained, both teams, game

- 262 Oak. (160) at Den. (102); Nov. 20, 1966
- 347 Oak. (286) at KC (61); Nov. 8, 1963
- Sea. (159) at Oak. (188); Nov. 15, 1992
- 354 SD (195) at Oak. (159); Oct. 11, 1998
- 357 Oak. (264) at SD (93); Oct. 5, 1975

Most consecutive games, 400-or-more yards gained

- 5 Oct. 27-Nov. 24, 1968
- 4 Nov. 23-Dec. 17, 1967
- Nov. 9-30, 1975
- Sept. 8-Oct. 6, 2002
- 3 Oct. 10-25, 1964
- Oct. 22-Nov. 4, 1973
- Nov. 30-Dec. 13, 1987
- Nov. 4-18, 2012

Most consecutive games, 300-or-more yards gained

- 14 Oct. 16, 2011 – Sept. 23, 2012
- 11 Oct. 16, 1983 – Sept. 2, 1984
- 10 Dec. 22, 2001 – Oct. 27, 2002
- 9 Sept. 30-Dec. 2, 2001
- 8 Oct. 22-Dec. 17, 1967
- Oct. 24, 1976 – Sept. 18, 1977
- Nov. 18, 1979 – Sept. 21, 1980
- Oct. 18-Dec. 7, 1981

RUSHING

Seasons leading league, rushing yards

- Attempts 2000 (2,470)

Most rushing attempts, season

- 681 1977
- 643 1975
- 577 1978
- 561 1974
- 557 1976

Fewest rushing attempts, season

- 292 1982
- 327 2004
- 331 1964
- 350 1961
- 359 1963

Most rushing attempts, game

- 64 vs. Buffalo; Nov. 28, 1977



TEAM RECORDS

- 62 vs. Atlanta; Nov. 30, 1975 (OT)
- 61 vs. Kansas City; Dec. 8, 1973
- 60 vs. Kansas City; Dec. 28, 2002
- 59 vs. San Diego; Sept. 18, 1977

Fewest rushing attempts, game

- 7 at Buffalo; Oct. 5, 1963
- 9 vs. Kansas City; Dec. 5, 2004
- 10 vs. Boston Patriots; Dec. 9, 1961
- vs. Boston Patriots; Sept. 22, 1963
- at Tennessee Titans; Sept. 7, 2003

Most rushing attempts, both teams, game

- 105 Atl. (43) at Oak. (62); Nov. 30, 1975 (OT)
- 88 Oak. (30) at SD (58); Nov. 20, 1977
- 85 Oak. (58) at GB (27); Sept. 17, 1978
- HouO (52) at Oak. (33); Oct. 8, 1978
- 83 Five times; last: Den. (46) at LARai. (37); Oct. 28, 1984 (OT)

Fewest rushing attempts, both teams, game

- 35 Oak. (17) at Pit. (18); Sept. 15, 2002
- 36 Oak. (14) at Den. (22); Nov. 11, 2002
- 37 TenT (16) at Oak. (21); Sept. 29, 2002
- 38 Oak. (10) at TenT (28); Sept. 7, 2003
- 40 Three times; last: SD (20) at Oak. (20); Sept. 10, 2012

YARDS GAINED

Most yards, rushing, season

- 2,627 1977
- 2,573 1975
- 2,510 1973
- 2,494 2010
- 2,470 2000

Fewest yards, rushing, season

- 1,080 1982
- 1,234 1961
- 1,295 2004
- 1,369 2005
- 1,392 1962

Most yards, rushing, game

- 356 at Seattle; Nov. 30, 1987
- 348 at Green Bay; Sept. 17, 1978
- 328 at Denver; Oct. 24, 2010
- 309 vs. Cincinnati; Dec. 7, 1969
- 307 vs. Buffalo; Nov. 28, 1977
- 300 at Kansas City; Sept. 14, 2008

Fewest yards, rushing, game

- 2 vs. San Diego; Oct. 22, 1961
- 8 vs. Kansas City; Dec. 3, 1995
- 13 vs. San Diego; Oct. 5, 1997
- 16 vs. Miami; Nov. 28, 2010
- at Miami; Sept. 2, 1966

Most yards, rushing, both teams, game

- 440 Oak. (299) at Mia. (141); Sept. 30, 2007
- 436 Atl. (150) at Oak. (286); Nov. 30, 1975 (OT)
- 436 Oak. (194) at KC (242); Oct. 3, 1977
- 435 NYJ (316) at Oak. (119); Oct. 25, 2009
- 434 Cin. (169) at Oak. (265); Oct. 27, 1968

Fewest yards, rushing, both teams, game

- 77 SD (32) at Oak. (45); Sept. 10, 2012
- 91 NO (59) at Oak. (32); Nov. 9, 1997
- 95 Oak. (46) at SD (49); Dec. 26, 1999
- 104 Oak. (77) at Den. (27); Nov. 11, 2002
- Oak. (83) at Phi. (21); Sept. 25, 2005

AVERAGE GAIN, RUSHING

Highest average gain, rushing, season

- 4.948 2010 (504-2,494)
- 4.768 1996 (456-2,174)
- 4.750 2000 (520-2,470)
- 4.631 1960 (444-2,056)
- 4.625 1987 (475-2,197)

Lowest average gain, rushing, season

- 3.291 1993 (433-1,425)
- 3.526 1961 (350-1,234)
- 3.533 1994 (428-1,512)
- 3.591 1979 (491-1,763)
- 3.655 1984 (516-1,886)



Darren McFadden

TOUCHDOWNS, RUSHING

Most touchdowns, rushing, season

- 28 1975
- 23 1960
- 2000
- 21 2002
- 20 1990
- 1977
- 1972

Fewest touchdowns, rushing, season

- 4 1969
- 2012
- 5 2006
- 6 1998
- 1986

Most touchdowns, rushing, game

- 5 at Indianapolis; Sept. 10, 2000
- at Denver; Oct. 24, 2010
- 4 13 times; last: vs. NYJ; Sept. 25, 2011

Most touchdowns, rushing, both teams, game

- 6 Oak. (2) at LACH. (4); Nov. 27, 1960
- Cin. (3) at Oak. (3); Oct. 20, 1974
- Oak. (3) at Mia. (3); Sept. 22, 1975
- Oak. (5) at Ind. (1); Sept. 10, 2000
- 5 31 times; last: NYJ (1) at Oak. (4); Sept. 25, 2011

PASSING

ATTEMPTS

Most passes attempted, season

- 629 2012
- 619 2002
- 591 2005
- 582 2004
- 553 2001

Fewest passes attempted, season

- 267 1982
- 324 1977
- 335 1974
- 336 1990
- 348 1971

Most passes attempted, game

- 65 at Pit.; Sept. 15, 2002 (43 comp.)
- 62 vs. TB; Nov. 4, 2012 (40 comp.)
- 60 vs. KC; Oct. 5, 1980 (26 comp.)
- 59 vs. Cle.; Sept. 20, 1992 (33 comp.)
- 57 vs. SD; Sept. 22, 1996 (34 comp.)

TEAM RECORDS

Fewest passes attempted, game

- 9 at KC; Dec. 8, 1974 (3 comp.)
- 10 vs. Mia.; Sept. 23, 1973 (4 comp.)
- 10 at Cin.; Nov. 24, 1991 (4 comp.)
- 11 at SF; Oct. 27, 1974 (6 comp.)
- 12 Five times; last: at Den.; Nov. 23, 2008 (11 comp.)

Most passes attempted, both teams, game

- 99 Oak. (65) at Pit. (34); Sept. 15, 2002
- 98 TenT (61) at Oak. (37); Dec. 19, 2004
- 94 Was. (63) at LARai. (31); Oct. 29, 1989
- Oak. (45) at Den. (49); Oct. 16, 1995
- Oak. (42) at Phi. (52); Sept. 25, 2005

Fewest passes attempted, both teams, game

- 26 KC (6) at Oak. (20); Dec. 13, 1969
- 29 Oak. (16) at SD (13); Nov. 20, 1977
- 30 Oak. (27) at KC (3); Oct. 20, 1968
- SD (11) at Oak. (19); Sept. 11, 2006
- 31 KC (12) at Oak. (19); Dec. 12, 1970
- Oak. (18) at KC (13); Sept. 30, 1973

COMPLETIONS

Most passes completed, season

- 418 2002
- 376 2012
- 364 2001
- 330 2004
- 317 1995

Fewest passes completed, season

- 154 1982
- 174 1971
- 175 1962
- 183 1990
- 184 1977

Most passes completed, game

- 43 at Pit.; Sept. 15, 2002 (65 att.)
- 40 vs. TB; Nov. 4, 2012 (62 att.)
- 35 at Den.; Dec. 30, 2001 (49 att.)
- vs. SD; Oct. 20, 2002 (45 att.) (OT)
- at KC; Oct. 27, 2002 (55 att.)

Fewest passes completed, game

- 3 at KC; Dec. 8, 1974 (9 att.)
- 4 at Cin.; Nov. 24, 1991 (10 att.)
- 5 at Pit.; Sept. 29, 1974 (12 att.)
- at SD; Nov. 20, 1977 (16 att.)
- at Sea.; Dec. 16, 2000 (17 att.)
- vs. Pit.; Oct. 29, 2006 (14 att.)
- at Mia.; Sept. 30, 2007 (12 att.)

Most passes completed, both teams, game

- 68 Oak. (34) at Den. (34); Nov. 11, 2002
- 61 Oak. (43) at Pit. (18); Sept. 15, 2002
- TenT (40) at Oak. (21); Dec. 19, 2004
- TenT (32) at Oak. (29); Sept. 29, 2002
- Det. (29) at Oak. (32); Dec. 18, 2011
- 60 Pit. (36) at Oak. (24); Sept. 23, 2012

Fewest passes completed, both teams, game

- 10 Oak. (5) at SD (5); Nov. 20, 1977
- 12 Oak. (9) at Buf. (3); Oct. 20, 1962
- Oak. (8) at Cin. (4); Oct. 19, 1975
- 13 Den. (2) at Oak. (11); Sept. 10, 1967
- KC (2) at Oak. (11); Dec. 13, 1969
- Oak. (8) at GB (5); Sept. 24, 1972
- Oak. (10) at SD (3); Oct. 5, 1975

YARDS GAINED, PASSING

Seasons leading league, passing yards

- 1969 (3,271)
- 2002 (4,475)

Most gross yards, passing, season

- 4,689 2002

- 4,292 2012
- 4,119 2011
- 4,019 2004
- 3,973 1986

Most net yards, passing, season

- 4,475 2002
- 4,084 2012
- 3,962 2011
- 3,858 2004
- 3,707 2001

Fewest net yards, passing, season

- 1,875 1982
- 2,051 1961
- 2,109 1977
- 2,128 1971
- 2,263 1973

Most net yards, passing, game

- 469 vs. Kansas City; Nov. 3, 1968
- 427 vs. Denver; Oct. 25, 1964
- 417 vs. San Diego; Jan. 1, 2012
- 402 vs. San Diego; Oct. 31, 1993
- vs. Tampa Bay; Nov. 4, 2012
- 396 at Cincinnati; Nov. 24, 1968

Fewest net yards, passing, season

- 0 at San Diego; Dec. 28, 2003
- 10 vs. Atlanta; Nov. 2, 2008
- 12 at Kansas City; Dec. 8, 1974
- 17 vs. Pittsburgh; Oct. 29, 2006
- 19 at Cincinnati; Nov. 24, 1991

Most net yards, passing, both teams, game

- 824 TenT (466) at Oak. (358); Dec. 19, 2004
- 761 TenT (387) at Oak. (374); Sept. 29, 2002
- 752 Oak. (353) at Buf. (399); Oct. 6, 2002
- 727 SD (310) at Oak. (417); Jan. 1, 2012
- 721 Oak. (321) at BosP (400); Oct. 16, 1964

Fewest net yards, passing, both teams, game

- 50 Oak. (72) at SD (-22); Oct. 5, 1975
- 74 Oak. (0) at SD (74); Dec. 28, 2003
- 77 Oak. (30) at SD (47); Nov. 20, 1977
- 101 Oak. (123) at KC (-22); Nov. 8, 1963
- 109 N.Y. Titans (77) at Oak. (32); Oct. 29, 1961

TIMES SACKED

Most times sacked, season

- 72 2006
- 67 1998
- 64 1986
- 58 1997
- 1963

Fewest times sacked, season

- 12 1969
- 19 1970
- 23 1982
- 24 1971
- 1972
- 1974

Most times sacked, game

- 11 vs. Boston Patriots; Sept. 22, 1963
- at Seattle; Dec. 8, 1986
- 10 at Kansas City; Sept. 6, 1998
- 9 Seven times; last: at Sea.; Nov. 6, 2006

Most times sacked, both teams, game

- 17 Phi. (11) at LARai.; Nov. 30, 1986 (OT)
- 16 BosP (5) at Oak. (11); Sept. 22, 1963
- Oak. (5) at Buf. (11); Oct. 15, 1967
- 14 NYJ (10) at LARai. (4); Sept. 8, 1985
- 13 Four times; last: GB (8) at LARai. (5); Nov. 11, 1990

Fewest yards lost by sack/attempting to pass, season

- 104 1969



124 2000
155 2001
157 2011
161 2004

COMPLETION PERCENTAGE

Seasons leading league, completion percentage
1976 (64.3)

Highest completion percentage, season

67.5 2002 (418-619)
65.8 2001 (364-553)
64.3 1976 (232-361)
60.6 1979 (311-513)
60.1 2011 (315-524)

Lowest completion percentage, season

39.2 1962 (175-446)
43.2 1963 (191-442)
44.2 1988 (219-496)
45.2 1965 (195-431)
47.1 1966 (212-450)

TOUCHDOWNS, PASSING

Most touchdowns, passing, season

36 1969
33 1967
1976
31 1983
1968
1963

Fewest touchdowns, passing, season

7 2006
9 2003
10 2009
11 1962
13 2008

Most touchdowns, passing, game

6 vs. Houston Oilers; Dec. 22, 1963
vs. Buffalo; Oct. 19, 1969
5 at San Diego; Oct. 27, 1963
vs. Denver; Dec. 15, 1963
vs. Denver; Oct. 25, 1964
at Boston Patriots; Oct. 22, 1967
at San Diego; Oct. 21, 1984
vs. San Diego; Sept. 22, 1996
vs. Carolina; Dec. 24, 2000
vs. Tennessee Titans; Dec. 19, 2004

Most touchdowns, passing, both teams, game

11 HouO (5) at Oak. (6); Dec. 22, 1963
9 Buf. (3) at Oak. (6); Oct. 19, 1969
SD (4) at Oak. (5); Sept. 22, 1996
TenT (4) at Oak. (5); Dec. 19, 2004
8 Oak. (4) at BosP (4); Oct. 16, 1964
SD (7) at Oak. (1); Nov. 22, 1981
LARai. (5) at SD (3); Oct. 21, 1984

PASSES HAD INTERCEPTED

Most passes had intercepted, season

33 1964
31 1978
29 1962
28 1960
1961
1975
1981
1984

Fewest passes had intercepted, season

9 2001
10 1990
1997

2002
11 2000
2008

Most passes had intercepted, game

7 vs. Denver; Oct. 16, 1977
6 at San Diego; Nov. 1, 1964
vs. Baltimore Colts; Nov. 28, 1971
vs. Miami; Dec. 6, 1998
vs. Kansas City; Oct. 23, 2011

Most passes had intercepted, both teams, game

9 Oak. (4) at NYJ (5); Sept. 28, 1963
Oak. (6) at SD (3); Nov. 1, 1964
Oak. (4) at Mia. (5); Sept. 2, 1966
Oak. (4) at Cle. (5); Oct. 6, 1974
8 10 times; last: KC (2) at Oak. (6); Oct. 23, 2011

PUNTING

Most punts, season

98 1981
1998
96 2003
2009
93 1997

Fewest punts, season

47 1982
58 1972
59 1964
1977
2002

Most punts, game

16 vs. San Diego; Oct. 11, 1998
11 vs. Houston Oilers; Sept. 11, 1960
vs. Boston Patriots; Sept. 22, 1963
vs. Cleveland; Nov. 18, 1973
vs. Carolina; Nov. 9, 2008
vs. Kansas City; Nov. 15, 2009

Fewest punts, game

0 at Denver; Nov. 19, 1972
at Kansas City; Oct. 3, 1977
vs. Seattle; Dec. 16, 1979
vs. Philadelphia; Sept. 24, 1995
vs. Seattle; Dec. 5, 1999

Most punts, both teams, game

27 SD (11) at Oak. (16); Oct. 11, 1998
21 Cle. (10) at Oak. (11); Nov. 18, 1973
20 Car. (9) at Oak. (11); Nov. 9, 2008
19 Five times; last: Oak. (9) at SD (10); Dec. 28, 2003

Fewest punts, both teams, game

1 Sea. (1) at Oak. (0); Dec. 5, 1999
SD (0) at Oak. (1); Jan. 1, 2012
2 Five times; last: Oak. (2) at Cin. (0); Dec. 10, 2006

AVERAGE YARDAGE

Highest gross average, punting, season

51.14 2009 (96-4,909)
50.77 2011 (78-3,960)
49.11 2007 (73-3,585)
48.79 2008 (90-4,391)
46.92 2006 (78-3,660)

Lowest gross average, punting, season

35.02 1972 (58-2,031)
37.34 1990 (62-2,315)
37.42 1962 (83-3,106)
38.92 1960 (76-2,958)
39.01 1970 (80-3,121)

PUNT RETURNS

Most punt returns, season

71 1985

TEAM RECORDS

67 1984
58 1983
1975
56 1986

Fewest punt returns, season

15 1961
24 1972
2004
26 1960
27 1982
1997

Most punt returns, game

9 vs. Denver; Sept. 10, 1967
at Detroit; Dec. 10, 1984
8 at San Diego; Oct. 5, 1975
vs. New England; Nov. 1, 1981
vs. Cleveland; Nov. 16, 1986
vs. San Diego; Oct. 11, 1998
vs. Chicago; Nov. 11, 2007



Shane Lechler

Most punt returns, both teams, game

16 SD (8) at Oak. (8); Oct. 11, 1998
15 Cle. (7) at LARai. (8); Nov. 16, 1986
14 Chi. (6) at Oak. (8); Nov. 11, 2007
Car. (7) at Oak. (7); Nov. 9, 2008
12 Four times; last: KC (9) at Oak. (3); Nov. 15, 2009

FAIR CATCHES

Most fair catches, season

32 2001
28 1969
26 1967
2002
24 1996

Most fair catches, game

5 vs. Atlanta; Nov. 26, 2000
vs. San Diego; Oct. 20, 2002 (OT)

Yards Gained Most yards, punt returns, season

785 1985
688 1975
667 1984
666 1983
1968

Fewest yards, punt returns, season

66 1972
117 1961
132 2004
151 1960
173 2012

Most yards, punt returns, game

225 at Buffalo; Sept. 15, 1968 (7 ret.)
157 vs. Tennessee Titans; Sept. 29, 2002 (2 ret.)
152 at Detroit; Dec. 10, 1984 (9 ret.)
143 vs. Denver; Sept. 10, 1967 (9 ret.)
142 vs. San Diego; Oct. 29, 1967 (6 ret.)

Most yards, punt returns, both teams, game

240 244 Oak. (225) at Buf. (19); Sept. 15, 1968

207 Oak. (112) at Buf. (95); Dec. 13, 1998
198 Sea. (65) at Oak. (133); Nov. 15, 1998
196 Phi. (99) at LARai. (97); Nov. 30, 1986 (OT)
187 LARai. (152) at Det. (35); Dec. 10, 1984

AVERAGE YARDS RETURNING PUNTS

Highest average, punt returns, season

13.545 1964 (33-447)
12.955 2008 (44-570)
12.947 2003 (38-492)
12.588 1967 (51-642)
12.175 1994 (40-487)

Lowest average, punt returns, season

2.750 1972 (24-66)
4.917 2009 (36-177)
5.088 2012 (34-173)
5.114 1979 (35-179)
5.500 2004 (24-132)

TOUCHDOWNS, RETURNING PUNTS

Most touchdowns, punt returns, season

3 2008
2 1963
1968
1998
2002
2003

Most touchdowns, punt returns, game

2 vs. Tennessee Titans; Sept. 29, 2002
1 22 times; last: vs. HouT; Dec. 21, 2008

Most touchdowns, punt returns, both teams, game

2 Phi. (1) at LARai. (1); Nov. 30, 1986 (OT)
Sea. (1) at Oak. (1); Nov. 15, 1998
TenT (0) at Oak. (2); Sept. 29, 2002

KICKOFF RETURNS

Most kickoff returns, season

83 2004
81 1997
80 2005
78 2007
2008

Fewest kickoff returns, season

36 1982
38 1972
39 1973
42 1969
2012

Most kickoff returns, game

10 at Seattle; Oct. 26, 1997
9 vs. Seattle; Dec. 18, 1988
9 vs. San Diego; Nov. 22, 1981
8 16 times; last: vs. Mia.; Nov. 28, 2010

Most kickoff returns, both teams, game

18 HouO (10) at Oak. (8); Dec. 22, 1963
17 Sea. (8) at LARai. (9); Dec. 18, 1988
Oak. (10) at Sea. (7); Oct. 26, 1997
15 Oak. (6) at BosP (9); Oct. 16, 1964 (OT)
Den. (8) at Oak. (7); Dec. 19, 2010

YARDS GAINED, KICKOFF RETURNS

Most yards, kickoff returns, season

1,832 2005
1,811 2006
1,777 2008
1,700 2004
1,699 1997

Fewest yards, kickoff returns, season

744 1992
754 1982



813 1972
909 1977
928 1991

Most yards, kickoff returns, season

223 at Seattle; Oct. 26, 1997 (10 ret.)
222 vs. Green Bay; Nov. 11, 1990 (8 ret.)
220 at Seattle; Nov. 11, 2001 (7 ret.)
215 vs. Miami; Nov. 28, 2010 (8 ret.)
206 at Baltimore Ravens; Sept. 17, 2006 (7 ret.)

Most yards, kickoff returns, both teams, game

388 Oak. (223) at Sea. (165); Oct. 26, 1997
384 HouO (269) at Oak. (115); Dec. 22, 1963
369 Oak. (206) at BalR (163); Sept. 17, 2006
362 SD (269) at Oak. (93); Nov. 18, 2001
353 Sea. (198) at LARai. (155); Dec. 18, 1988

AVERAGE YARDAGE, KICKOFF RET.

Highest average, kickoff returns, season

25.961 1975 (51-1,324)
25.000 1964 (61-1,525)
24.808 2006 (73-1,811)
24.026 1973 (39-937)
23.873 1960 (63-1,504)

Lowest average, kickoff returns, season

17.302 1992 (43-744)
17.846 1991 (52-928)
18.167 2009 (66-1,199)
18.551 1977 (49-909)
18.556 1989 (54-1,002)

TOUCHDOWNS, KICKOFF RETURNS

Most touchdowns, kickoff returns, season

3 2010
2 1980
2008

Most touchdowns, kickoff returns, game

1 18 times; last: vs. Cle.; Oct. 16, 2011

Most TD, kickoff returns, both teams, game

2 NE (1) at Oak. (1); Dec. 14, 2008
1 32 times; last: Oak. (0) at SD (1); Dec. 30, 2012

FUMBLES

Most fumbles, season

46 1983
42 1981
1984
2007
41 1960

Fewest fumbles, season

16 1965
2011
17 1969
18 2000
19 1963
1967

Most fumbles, game

9 vs. Seattle; Dec. 22, 1996
7 at Detroit; Dec. 10, 1984
at Kansas City; Sept. 6, 1998
vs. Denver; Oct. 4, 1981
6 Nine times; last: vs. KC; Dec. 26, 1998

Most fumbles, both teams, game

11 SF (5) at Oak. (6); Nov. 4, 1979
Phi. (6) at LARai. (5); Nov. 30, 1986 (OT)
Was. (8) at LARai. (3); Oct. 29, 1989
10 HouO (7) at Oak. (3); Sept. 11, 1960
Den. (4) at Oak. (6); Oct. 28, 1984 (OT)
Sea. (1) at Oak. (9); Dec. 22, 1996

FUMBLES LOST

Most fumbles lost, season

25 1983
24 1986
22 2006
21 1968
20 1962
1975
1980
1981
1984

Fewest fumbles lost, season

7 1969
2011
9 1965
1970
1982
2000
2002
2005

Most fumbles lost, game

6 vs. Seattle; Dec. 22, 1996
5 vs. Denver; Oct. 14, 1962
at Seattle; Oct. 16, 1983
at Dallas Cowboys; Oct. 23, 1983
at Kansas City; Sept. 6, 1998
vs. Chicago; Sept. 26, 1999

Most fumbles lost, both teams, game

8 SF (4) at Oak. (4); Nov. 4, 1979
7 Den. (2) at Oak. (5); Oct. 14, 1962
Oak. (3) at BosP (4); Oct. 22, 1967
Oak. (3) at Atl. (4); Dec. 5, 1971
Min. (4) at Oak. (3); Dec. 11, 1977
Den. (3) at LARai. (4); Oct. 28, 1984 (OT)
Sea. (1) at Oak. (6); Dec. 22, 1996
Chi. (2) at Oak. (5); Sept. 26, 1999

FUMBLES RECOVERED

Most opponent fumbles recovered, season

22 1979
21 1977
1995
19 1981
18 1989

Fewest opponent fumbles recovered, season

5 2006
6 1975
7 1992
2001

Most opponent fumbles recovered, game

4 at Seattle; Nov. 1, 1998
at Pittsburgh; Sept. 15, 2002
at Minnesota; Nov. 18, 2007
3 Nine times; last: vs. SD; Oct. 10, 2010

TOUCHDOWNS, FUMBLE RECOVERIES

Most TD, opponent fumble recoveries, season

5 1978
3 1980
1995
2 12 times; last: 2006

Most TD, opponent fumble recoveries, game

2 vs. Buffalo; Dec. 24, 1967
vs. Philadelphia; Sept. 24, 1995
1 50 times; last: vs. Det.; Dec. 18, 2011

Most TD, opponent fumble recoveries, both teams, game

3 Buf. (1) at Oak. (2); Dec. 24, 1967
Phi. (1) at Oak. (2); Sept. 24, 1995
2 Min. (1) at Oak. (1); Dec. 11, 1977
KC (2) at Oak. (0); Oct. 5, 1980

TEAM RECORDS

LARai. (1) at NE (1); Sept. 29, 1985
HouT (1) at Oak. (1); Dec. 3, 2006

TURNOVERS

Most turnovers, season

51 1964
49 1962
1983
1986
48 1975
1981
1984

Fewest turnovers, season

19 2002
20 2000
23 2005
2008
24 1982
1990
1997

Most turnovers, game

9 vs. San Francisco; Dec. 20, 1970
8 vs. Denver; Oct. 16, 1977
vs. Kansas City; Oct. 5, 1980
at Seattle; Oct. 16, 1983
7 Eight times; last: vs. Mia.; Dec. 6, 1998

Most turnovers, both teams, game

14 Oak. (4) at HouO (10); Sept. 7, 1963
12 BosP (7) at Oak. (5); Oct. 16, 1960
Oak. (6) at N.Y. Titans (6); Nov. 11, 1961
Den. (5) at Oak. (7); Oct. 14, 1962
Oak. (6) at NYJ (6); Sept. 28, 1963
Was. (8) at LARai. (4); Oct. 29, 1989

PENALTIES

Seasons leading league, fewest penalties (none)

Seasons leading league, most penalties

1963 (93) 1984 (143)
1966 (80) 1991 (117)
1968 (81) 1993 (148)
1969 (100) 1994 (156)
1975 (101) 1995 (134)
1982 (86) 1996 (156)

Fewest penalties, season

53 1961
69 1962
1965
71 1960
1967

Most penalties, season

163 2011
156 1994
1996
148 1993
2010

Fewest penalties, game

0 at Boston Patriots; Oct. 26, 1962
at Kansas City; Oct. 20, 1968
vs. Denver; Dec. 19, 1971
at San Diego; Dec. 4, 2005
1 12 times; last: vs. Sea.; Dec. 5, 1999

Most penalties, game

20 at Denver; Dec. 15, 1996
19 at Cleveland; Oct. 12, 2003
17 at Houston Oilers; Sept. 7, 1963
at San Diego; Nov. 15, 1987
at San Diego; Dec. 5, 1994
at Tennessee Titans; Sept. 7, 2003

Fewest penalties, both teams, game

1 Oak. (0) at SD (1); Dec. 4, 2005
2 Oak. (0) at BosP (2); Oct. 26, 1962
Oak. (0) at KC (2); Oct. 20, 1968
Den. (2) at Oak. (0); Dec. 19, 1971
Oak. (2) at KC (0); Dec. 8, 1974
Sea. (1) at Oak. (1); Dec. 5, 1999

Most penalties, both teams, game

31 NYG (15) at Oak. (16); Sept. 13, 1998
30 Oak. (20) at Den. (10); Dec. 15, 1996
28 Oak. (17) at TenT (11); Sept. 7, 2003
27 KC (12) at Oak. (15); Nov. 7, 2010 (OT)
26 Six times; last: Oak. (15) at KC (11); Dec. 24, 2011 (OT)

YARDS PENALIZED

Fewest yards penalized, season

456 1961
661 1965
682 1990
695 1962
718 1960

Most yards penalized, season

1,358 2011
1,276 2010
1,274 1969
1,266 1996
1,209 1984

Fewest yards penalized, game

0 at Boston Patriots; Oct. 26, 1962
at Kansas City; Oct. 20, 1968
vs. Denver; Dec. 19, 1971
at San Diego; Dec. 4, 2005
3 vs. Buffalo; Nov. 24, 196

Most yards penalized, game

186 at San Diego; Nov. 15, 1987
180 at San Diego; Oct. 26, 1969
176 at Boston Patriots; Sept. 28, 1969
173 at Kansas City; Oct. 3, 1993
at Tennessee Titans; Sept. 7, 2003

Fewest yards penalized, both teams, game

10 Oak. (0) at BosP (10); Oct. 26, 1962
Oak. (10) at KC (0); Dec. 8, 1974
15 Oak. (0) at SD (15); Dec. 4, 2005
19 Sea. (14) at Oak. (5); Dec. 5, 1999
24 Oak. (14) at GB (10); Dec. 26, 1993
Oak. (0) at KC (24); Oct. 20, 1968

Most yards penalized, both teams, game

284 Oak. (173) at TenT (111); Sept. 7, 2003
281 Oak. (176) at BosP (105); Sept. 28, 1969
270 GB (151) at Oak. (119); Oct. 24, 1976
258 Oak. (157) at Den. (101); Dec. 15, 1996
258 LARai. (132) at KC (126); Sept. 16, 1984

DEFENSIVE RECORDS

SCORING

Seasons leading league, fewest points allowed (none)

Fewest points allowed, season

175 1973
200 1982
228 1974
230 1977
233 1967
1968

Fewest points allowed, 16-game season

268 1990
278 1984
281 1992
283 1978
293 1996



Most points allowed, season

458 1961
443 2012
442 2004
433 2011
419 1997

Most points allowed, game

55 at Houston Oilers; Sept. 9, 1961 (55-0 loss)
vs. San Diego; Nov. 22, 1981 (55-21 loss)
at Baltimore Ravens; Nov. 11, 2012 (55-20 loss)
52 at Los Angeles Chargers; Nov. 27, 1960 (52-28 loss)
49 vs. Houston Oilers; Dec. 22, 1963 (52-49 win)
at Jacksonville; Dec. 23, 2007 (49-11 loss)
vs. New England; Dec. 14, 2008 (49-26 loss)

Fewest points allowed, shutout loss

12 at Buffalo; Oct. 5, 1963
16 at Detroit; Sept. 27, 1981
16 at Seattle; Nov. 6, 2006
17 vs. Denver; Oct. 4, 1981
20 vs. St. Louis Rams; Dec. 17, 2006

Fewest overall touchdowns allowed, season

19 1973
24 1982
26 1968
1990
27 1972
1974

Fewest overall touchdowns allowed, 16-game season

26 1990
31 1996
32 1992
33 1984
1995

Most overall touchdowns allowed, season

61 1961
56 2004
53 2011
50 1960
2012

Most overall touchdowns allowed, game

8 vs. San Diego; Nov. 22, 1981
7 Seven times; last: at BalR; Nov. 11, 2012

FIRST DOWNS ALLOWED

Fewest first downs allowed, season

182 1967
194 1973
204 1977
206 1982
211 1966



Greg Biekert

Fewest first downs allowed, 16-game season

264 1992
266 1990
1999

267 2006

273 1985

1998

Most first downs allowed, season

369 2011
367 2004
345 1997
325 2008
320 2000

Fewest first downs allowed, rushing, season

53 1982
60 1967
73 1985
83 1968
84 1966

Most first downs allowed, rushing, season

137 1979
135 1961
129 2008
127 2003
126 2009

Fewest first downs allowed, passing, season

92 1973
103 1967
104 1972
1970
105 1977

Most first downs allowed, passing, season

210 2004
206 2011
202 2000
199 1997
189 2002

Fewest first downs allowed, by penalty, season

12 1962
13 1977
14 1973
15 2007
16 1961

Most first downs allowed, by penalty, season

58 2011
44 2010
43 1984
42 2004
37 1993

NET YARDS RUSHING AND PASSING

Fewest yards allowed, season

3,066 1982
3,160 1973
3,294 1967
3,629 1975
3,770 1969

Most yards allowed, season

6,201 2011
6,116 1997
5,936 2004
5,904 2003
5,791 2009

Fewest yards allowed, game

-5 vs. Denver; Sept. 10, 1967
61 at Kansas City; Nov. 8, 1963
83 at Boston Patriots; Oct. 22, 1967
89 at Houston Oilers; Oct. 9, 1972
93 at San Diego; Oct. 5, 1975
102 at Denver; Nov. 20, 1966

Most yards allowed, game

593 at San Diego; Nov. 10, 1985 (OT)
554 at Seattle; Oct. 26, 1997
548 vs. Green Bay; Dec. 22, 2003

TEAM RECORDS

539 at Los Angeles Chargers; Nov. 27, 1960
527 vs. Tennessee Titans; Dec. 19, 2004

RUSHING DEFENSE

Seasons leading league, fewest rushing yards allowed
1967 (1,129)

Fewest attempts allowed, rushing, season

234 1982
352 1967
371 1963
383 2000
384 2002

Most attempts allowed, rushing, season

583 1978
548 2009
544 2003
542 2008
2006

Fewest yards allowed, rushing, season

778 1982
1,129 1967
1,453 2002
1,466 1963
1,470 1973

Most yards allowed, rushing, season

2,555 2008
2,510 2003
2,488 2009
2,397 1962
2,382 1961

Fewest yards allowed, rushing, game

10 vs. N.Y. Jets; Dec. 10, 2000
vs. Kansas City; Dec. 16, 2012
13 vs. Denver; Oct. 22, 1972
14 at Miami; Nov. 19, 1990
16 vs. New Orleans; Nov. 20, 1994

Most yards allowed, rushing, game

319 at Seattle; Nov. 11, 2001
316 vs. N.Y. Jets; Oct. 25, 2009
306 vs. Buffalo; Nov. 18, 1962
299 vs. Denver; Nov. 6, 2011
296 at New England; Oct. 3, 1976

Fewest touchdowns allowed, rushing, season

4 1990
5 1973
7 1977
1985
1996

Most touchdowns allowed, rushing, season

36 1961
24 2007
2009
23 2008
21 1962
2003
2004

Most touchdowns allowed, rushing, game

5 at San Diego; Sept. 17, 1961
vs. San Diego; Oct. 22, 1961
at Carolina; Nov. 2, 1997
4 12 times; last: vs. TB; Nov. 4, 2012

PASSING DEFENSE

Seasons leading league, fewest passing yards allowed

1962 (2,306)
1963 (2,589)
1966 (2,118)
2006 (2,413)

Fewest attempts allowed, passing, season

339 1970
348 1972
359 1971
367 1974
1977

Most attempts allowed, passing, season

601 2011
588 2000
570 2002
564 1994
552 1997

Fewest completions allowed, season

157 1970
164 1969
166 1972
169 1962
170 1973

Fewest completions allowed, game

2 vs. Denver; Sept. 10, 1967 (16 att.)
at Kansas City; Oct. 20, 1968 (3 att.)
vs. Kansas City; Dec. 13, 1969 (6 att.)
3 at Buffalo; Oct. 20, 1962 (11 att.)
at N.Y. Jets; Oct. 10, 1964 (14 att.)
at San Diego; Oct. 5, 1975 (13 att.)

Most completions allowed, season

359 2000
347 2012
346 2002
324 2011
1997

Fewest yards allowed, net passing, season

1,690 1973
1,844 1975
2,089 1970
2,109 1969
2,111 1974

Most yards allowed, net passing, season

4,023 2011
3,924 2004
3,870 1997
3,775 2012
3,698 2000

Fewest yards allowed, net passing, game

-53 vs. Denver; Sept. 10, 1967
-22 at Kansas City; Nov. 8, 1963
at San Diego; Oct. 5, 1975
-19 at Buffalo; Sept. 15, 1968
-5 vs. Houston Texans; Dec. 3, 2006
-1 at Houston Oilers; Oct. 9, 1972

Most yards allowed, net passing, game

474 vs. Kansas City; Nov. 5, 2000
466 vs. Tennessee Titans; Dec. 19, 2004
434 at Miami; Dec. 2, 1984
431 at Denver; Dec. 14, 1980
426 at San Diego; Nov. 10, 1985 (OT)

Lowest completion percentage allowed, season

38.9 1969 (164-422)
41.2 1967 (189-459)
42.4 1968 (189-446)
42.7 1965 (199-466)
43.0 1975 (171-398)

Highest completion percentage allowed, season

66.0 2012 (347-526)
61.8 2004 (315-510)
61.2 2003 (286-467)
61.1 2000 (359-588)
60.9 2005 (296-486)

Fewest touchdowns allowed, passing, season

11 1982



1992
12 1973
1974
13 1968
1976

Most touchdowns allowed, passing, season

31 2011
30 2004
29 2010
28 1960
2012

Most touchdowns allowed, passing, game

7 vs. San Diego; Nov. 22, 1981
5 vs. Houston Oilers; Dec. 22, 1963
at Seattle; Nov. 28, 1988
at Seattle; Oct. 26, 1997
at San Diego; Oct. 31, 2004

SACKS BY (+ -- first recorded as a team statistic in 1963)

Most sacks, season

67 1967
65 1985
64 1984
63 1986
57 1983

Fewest sacks, season

20 1961
23 1962
25 2012
2004
2003

Most sacks, game

11 at Buffalo; Oct. 15, 1967
at Denver; Nov. 5, 1967
vs. Philadelphia; Nov. 30, 1986 (OT)
10 vs. Denver; Dec. 8, 1975
vs. Denver; Oct. 31, 1976
vs. N.Y. Jets; Sept. 8, 1985

Most opponent yards lost, attempting to pass, season +

666 1967
516 1984
488 1985
484 1983
474 1975

Fewest opponent yards lost, attempting to pass, season +

162 2003
168 1961
182 2004
185 2012
186 2007

INTERCEPTIONS BY

Seasons leading league, interceptions by

1975 (35)
1980 (35)

Most passes intercepted by, season

35 1963
1975
1980
30 1967
29 1962

Fewest passes intercepted by, season

5 2005
8 2009
9 2004
10 1997
11 1995
2012

Most passes intercepted, by, game

6 at Houston Oilers; Sept. 7, 1963
vs. Los Angeles Rams; Oct. 29, 1972
5 13 times; last: at DalC; Nov. 9, 1986

Most touchdowns, interception returns, season

4 1965
1967
1968
1969
2000

Most touchdowns, interception returns, game

2 at Denver; Nov. 21, 1965
at Kansas City; Nov. 23, 1967
at Kansas City; Nov. 23, 1969
at San Diego; Jan. 2, 1983
at New England; Sept. 29, 1985
vs. Pittsburgh; Oct. 29, 2006

Most touchdowns, interception returns, both teams, game

2 14 times; last: KC (2) at Oak. (0); Oct. 23, 2011

PUNT RETURNS

Fewest opponent punt returns, season

17 1982
21 2002
24 1990
26 1985
1971

Most opponent punt returns, season

37 1967
1969

35 1966, 1975, 1983, 1993, 2004

Fewest yards allowed, punt returns, season

71 1982
151 1969
153 1990
159 1985
168 1971

Most yards allowed, punt returns, season

787 1998
669 2003
593 2011
514 1981
502 2001

Lowest average allowed, punt returns, season

4.08 1969 (37-151)
4.18 1982 (17-71)
5.28 1968 (40-211)
5.61 1963 (33-185)
6.12 1985 (26-159)

Highest average allowed, punt returns, season

14.85 1998 (53-787)
14.76 2001 (34-502)
14.14 2002 (21-297)
13.48 2011 (44-593)
12.87 2003 (52-669)

Most touchdowns allowed, punt returns, season

2 1983
2007
2011

1 Eight times; last: 1999

Most touchdowns allowed, punt returns, game

1 13 times; last: vs. Den.; Nov. 6, 2011

KICKOFF RETURNS

Fewest opponent kickoff returns, season

30 2012
35 1992
39 1962
42 2006
2009

TEAM RECORDS

Most opponent kickoff returns, season

82	1967
80	2000
77	1999
75	1968
	2001



Reggie McKenzie

Fewest yards allowed, kickoff returns, season

690	1992
783	1993
851	1982
868	2012
959	1960

Most yards allowed, kickoff returns, season

1,826	2002
1,707	1967
1,689	2000
1,657	2001
1,652	1968

Most yards allowed, kickoff returns, game

269	vs. Houston Oilers; Dec. 22, 1963 (10 ret.)
269	vs. San Diego; Nov. 18, 2001 (7 ret.)
218	at Kansas City; Nov. 23, 1967 (10 ret.)
215	vs. San Diego; Jan. 1, 2012 (6 ret.)
207	vs. Cincinnati; Dec. 7, 1969 (7 ret.)

Lowest average allowed, kickoff returns, season

15.83	1977 (63-997)
16.89	1986 (63-1,064)
16.97	1989 (59-1,001)
17.40	1993 (45-783)
17.43	1984 (61-1,063)

Highest average allowed, kickoff returns, season

28.93	2012 (30-868)
28.57	2006 (42-1,200)
25.86	2003 (57-1,474)
25.74	2011 (47-1,210)
25.67	2009 (42-1,078)

Most touchdowns allowed, kickoff returns, season

2	1989
	2012
1	12 times; last: 2011

Most touchdowns allowed, kickoff returns, game

1	16 times; last: at SD; Dec. 30, 2012
---	--------------------------------------

FUMBLES

Fewest opponent fumbles, season

13	2011
14	1975
	2004
	2012

16	2006
	1979

Most opponent fumbles, game

8	vs. Washington; Oct. 29, 1989
7	vs. Houston Oilers; Sept. 11, 1960
	vs. Buffalo; Oct. 19, 1969

6	Seven times; last: at Sea.; Nov. 1, 1998
---	--

Most opponent fumbles lost, game

5	vs. Buffalo; Oct. 19, 1969
4	13 times; last: at Min.; Nov. 18, 2007

TURNOVERS

Fewest opponent turnovers, season

18	2004
19	1992
	2005
	2012
20	2009

Most opponent turnovers, season

52	1963
	1980
47	1962
	1977
46	1979

Most opponent turnovers, game

10	at Houston Oilers; Sept. 7, 1963
8	vs. Washington; Oct. 29, 1989
7	Eight times; last: at SD; Sept. 14, 1980 (OT)

PENALTIES

Fewest opponent penalties, game

53	1982
54	1966
59	1960
61	1974
62	1961
	1975

Most opponent penalties, season

121	1984
120	2011
118	1986
117	1997
	2000
	2010

Fewest opponent penalties, game

0	at Kansas City; Dec. 8, 1974
0	at Houston Oilers; Dec. 9, 1962
1	23 times; last: at HouT; Oct. 4, 2009

Most opponent penalties, game

17	vs. Chicago; Sept. 26, 1999
15	at Houston Oilers; Sept. 11, 1988
	vs. N.Y. Giants; Sept. 13, 1998
14	Four times; last: vs. TB; Nov. 4, 2012

MISCELLANEOUS

Most blocked opponent kicks, season (since 1995)

5	2000
4	2004
	2011
3	1997
	2001
	2005
	2012

Most blocked opponent kicks, game (since 1995)

2	at Kansas City; Dec. 24, 2011 (OT)
2	vs. San Diego; Oct. 10, 2010
2	at New England; Sept. 8, 2005
2	vs. Dallas Cowboys; Oct. 7, 2001
2	at San Francisco; Oct. 8, 2000



ANNUAL LEADERS

SCORING

Year	Player	TD	FG	PAT	Total
1960	Tony Teresa	10	0	0	60
1961	George Fleming	1	24	11	63
1962	Clem Daniels	8	0	0	48
1963	Art Powell	16	0	0	96
1964	Mike Mercer	0	34	15	79
1965	Clem Daniels	12	0	0	72
	Art Powell	12	0	0	72
1966	Mike Eischeid	0	37	11	70
1967	George Blanda	0	56	20	116
1968	George Blanda	0	54	21	117
1969	George Blanda	0	45	20	105
1970	George Blanda	0	36	16	84
1971	George Blanda	0	41	15	86
1972	George Blanda	0	44	17	95
1973	George Blanda	0	31	23	100
1974	Cliff Branch	13	0	0	78
1975	Pete Banaszak	16	0	0	96
1976	Cliff Branch	12	0	0	72
1977	Errol Mann	0	39	20	99
1978	Errol Mann	0	33	12	66
1979	Jim Breech	0	41	18	95
1980	Chris Bahr	0	41	19	98
1981	Chris Bahr	0	27	14	69
1982	Marcus Allen	14	0	0	84
1983	Chris Bahr	0	51	21	114
1984	Marcus Allen	18	0	0	108
1985	Chris Bahr	0	40	20	100
1986	Chris Bahr	0	36	21	99
1987	Chris Bahr	0	27	19	84
1988	Chris Bahr	0	37	18	91
1989	Jeff Jaeger	0	34	23	103
1990	Jeff Jaeger	0	40	15	85
1991	Jeff Jaeger	0	29	29	116
1992	Jeff Jaeger	0	28	15	73
1993	Jeff Jaeger	0	27	35	132
1994	Jeff Jaeger	0	31	22	97
1995	Jeff Jaeger	0	22	18	61
1996	Cole Ford	0	36	24	108
1997	Cole Ford	0	33	13	72
	James Jett	12	0	0	72
1998	Greg Davis	0	31	17	82
1999	Michael Husted	0	30	20	90
2000	Sebastian Janikowski	0	46	22	112
2001	Sebastian Janikowski	0	42	23	111
2002	Sebastian Janikowski	0	50	26	128
2003	Sebastian Janikowski	0	28	22	94
2004	Sebastian Janikowski	0	31	25	106
2005	Sebastian Janikowski	0	30	20	90
2006	Sebastian Janikowski	0	16	18	70
2007	Sebastian Janikowski	0	28	23	97
2008	Sebastian Janikowski	0	25	24	97
2009	Sebastian Janikowski	0	17	26	95
2010	Sebastian Janikowski	0	43	33	142
2011	Sebastian Janikowski	0	36	31	129
2012	Sebastian Janikowski	0	25	31	118

TOUCHDOWNS

Year	Player	No	Rush	Rec	Ret
1960	Tony Teresa	10	6	4	0
1961	Alan Miller	7	3	4	0
1962	Clem Daniels	8	7	1	0
1963	Art Powell	16	0	16	0
1964	Art Powell	11	0	11	0
1965	Clem Daniels	12	5	7	0
	Art Powell	12	0	12	0
1966	Art Powell	11	0	11	0
1967	Billy Cannon	10	0	10	0
1968	Warren Wells	12	1	11	0
1969	Warren Wells	14	0	14	0
1970	Warren Wells	11	0	11	0
1971	Fred Biletnikoff	9	0	9	0
1972	Charlie Smith	10	8	2	0
1973	Marv Hubbard	6	6	0	0
1974	Cliff Branch	13	0	13	0
1975	Pete Banaszak	16	16	0	0
1976	Cliff Branch	12	0	12	0
1977	Mark van Eeghen	7	7	0	0
1978	Dave Casper	10	0	9	1
	Mark van Eeghen	10	9	0	1
1979	Mark van Eeghen	9	7	2	0
1980	Bob Chandler	10	0	10	0
1981	Bob Chandler	4	0	4	0
	Derrick Jensen	4	4	0	0
	Derrick Ramsey	4	0	4	0
1982	Marcus Allen	14	11	3	0
1983	Marcus Allen	12	9	2	1
	Todd Christensen	12	0	12	0
1984	Marcus Allen	18	13	5	0
1985	Marcus Allen	14	11	3	0
1986	Todd Christensen	8	0	8	0
	Dokie Williams	8	0	8	0
1987	Bo Jackson	6	4	2	0
1988	Steve Smith	9	3	6	0
1989	Mervyn Fernandez	9	0	9	0
1990	Marcus Allen	13	12	1	0
1991	Tim Brown	6	0	5	1
1992	Tim Brown	7	0	7	0
1993	Tim Brown	8	0	7	1
1994	Tim Brown	9	0	9	0
1995	Tim Brown	10	0	10	0
1996	Tim Brown	9	0	9	0
1997	James Jett	12	0	12	0
1998	Tim Brown	9	0	9	0
1999	Tyrone Wheatley	11	8	3	0
2000	Tim Brown	11	0	11	0
2001	Tim Brown	10	0	9	1
2002	Charlie Garner	11	7	4	0
2003	Zack Crockett	7	7	0	0
2004	Jerry Porter	9	0	9	0
2005	LaMont Jordan	11	9	2	0
2006	Randy Moss	3	0	3	0
2007	Jerry Porter	6	0	6	0
2008	Johnnie Lee Higgins	7	0	4	3
2009	Louis Murphy	4	0	4	0
2010	Darren McFadden	10	7	3	0
2011	Michael Bush	8	7	1	0
2012	Denarius Moore	7	0	7	0



Sebastian Janikowski

ANNUAL LEADERS

FIELD GOALS MADE

Year	Player	Att	Made	Pct	Lg
1960	Larry Barnes	6	25	24	40
1961	George Fleming	11	26	42.3	54
1962	Ben Agajanian	5	14	35.7	49
1963	Mike Mercer	8	19	42.1	41
1964	Mike Mercer	15	24	62.5	41
1965	Mike Mercer	9	15	60	45
1966	Mike Eischeid	11	26	42.3	48
1967	George Blanda	20	30	66.7	46
1968	George Blanda	21	34	61.8	48
1969	George Blanda	20	37	54.1	46
1970	George Blanda	16	29	55.2	52
1971	George Blanda	15	22	68.2	42
1972	George Blanda	17	26	65.4	48
1973	George Blanda	23	33	69.7	49
1974	George Blanda	11	17	64.7	49
1975	George Blanda	13	21	61.9	37
1976	Errol Mann	4	11	36.4	42
	Fred Steinfurt	4	8	50	44
1977	Errol Mann	20	28	71.4	42
1978	Errol Mann	12	20	60	45
1979	Jim Breech	18	27	66.7	47
1980	Chris Bahr	19	37	51.4	48
1981	Chris Bahr	14	24	58.3	51
1982	Chris Bahr	10	16	62.5	43
1983	Chris Bahr	21	27	77.8	47
1984	Chris Bahr	20	27	74.1	50
1985	Chris Bahr	20	32	62.5	51
1986	Chris Bahr	21	28	75	52
1987	Chris Bahr	19	29	65.5	48
1988	Chris Bahr	18	29	62.1	50
1989	Jeff Jaeger	23	34	67.6	50
1990	Jeff Jaeger	15	20	75	50
1991	Jeff Jaeger	29	34	85.3	53
1992	Jeff Jaeger	15	26	57.7	54
1993	Jeff Jaeger	35	44	79.5	53
1994	Jeff Jaeger	22	28	78.6	51
1995	Jeff Jaeger	13	18	72.2	46
1996	Cole Ford	24	31	77.4	47
1997	Cole Ford	13	22	59.1	53
1998	Greg Davis	17	27	63	51
1999	Michael Husted	20	31	64.5	49
2000	Sebastian Janikowski	22	32	68.8	54
2001	Sebastian Janikowski	23	28	82.1	52
2002	Sebastian Janikowski	26	33	78.8	51
2003	Sebastian Janikowski	22	25	88	55
2004	Sebastian Janikowski	25	28	89.3	52
2005	Sebastian Janikowski	20	30	66.7	49
2006	Sebastian Janikowski	18	25	72	55
2007	Sebastian Janikowski	23	32	71.9	54
2008	Sebastian Janikowski	24	30	80	57
2009	Sebastian Janikowski	26	29	89.7	61
2010	Sebastian Janikowski	33	41	80.5	59
2011	Sebastian Janikowski	31	35	88.6	63
2012	Sebastian Janikowski	31	34	91.2	57

RUSHING YARDS

Year	Player	No	Yds	Avg	TD	Lg
1960	Tony Teresa	139	608	4.4	6	83
1961	Wayne Crow	119	490	4.1	2	62
1962	Clem Daniels	161	766	4.7	7	72
1963	Clem Daniels	215	1,099	5.1	3	74
1964	Clem Daniels	173	824	4.7	2	42
1965	Clem Daniels	219	953	4	5	57
1966	Clem Daniels	204	801	3.9	7	64
1967	Clem Daniels	130	575	4.4	4	52
1968	Hewritt Dixon	206	865	4.2	2	28
1969	Charlie Smith	177	600	3.4	2	23
1970	Hewritt Dixon	197	861	4.4	1	39
1971	Marv Hubbard	181	867	4.8	5	20
1972	Marv Hubbard	219	1,100	5	4	39
1973	Marv Hubbard	193	903	4.7	6	50
1974	Marv Hubbard	188	865	4.6	4	32
1975	Pete Banaszak	187	672	3.6	16	27
1976	Mark van Eeghen	233	1,012	4.3	3	21
1977	Mark van Eeghen	324	1,273	3.9	7	27
1978	Mark van Eeghen	270	1,080	4	9	34
1979	Mark van Eeghen	223	818	3.7	7	19
1980	Mark van Eeghen	222	838	3.8	5	34
1981	Kenny King	170	828	4.9	0	60
1982	Marcus Allen	160	697	4.4	11	53
1983	Marcus Allen	266	1,014	3.8	9	19
1984	Marcus Allen	275	1,168	4.2	13	52
1985	Marcus Allen	380	1,759	4.6	11	61
1986	Marcus Allen	208	759	3.6	5	28
1987	Marcus Allen	200	754	3.8	5	44
1988	Marcus Allen	223	831	3.7	7	32
1989	Bo Jackson	173	950	5.5	4	92
1990	Bo Jackson	125	698	5.6	5	88
1991	Roger Craig	162	590	3.6	1	15
1992	Eric Dickerson	187	729	3.9	2	40
1993	Greg Robinson	156	591	3.8	1	16
1994	Harvey Williams	282	983	3.5	4	28
1995	Harvey Williams	255	1,114	4.4	9	60
1996	Napoleon Kaufman	150	874	5.8	1	77
1997	Napoleon Kaufman	272	1,294	4.8	6	83
1998	Napoleon Kaufman	217	921	4.2	2	80
1999	Tyrone Wheatley	242	936	3.9	8	30
2000	Tyrone Wheatley	232	1,046	4.5	9	80
2001	Charlie Garner	211	839	4	1	38
2002	Charlie Garner	182	962	5.3	7	36
2003	Tyrone Wheatley	159	678	4.3	4	41
2004	Amos Zereoue	112	425	3.8	3	55
2005	LaMont Jordan	272	1,025	3.8	9	26
2006	Justin Fargas	178	659	3.7	1	48
2007	Justin Fargas	222	1,009	4.5	4	48
2008	Justin Fargas	218	853	3.9	1	42
2009	Michael Bush	123	589	4.8	3	60
2010	Darren McFadden	223	1,157	5.2	7	57
2011	Michael Bush	256	977	3.8	7	44
2012	Darren McFadden	216	707	3.3	2	64



ANNUAL LEADERS

PASSING

Year	Player	Att	Comp	Yds	Pct	TD	Int
1960	Tom Flores	252	136	1,738	54	12	12
1961	Tom Flores	366	190	2,176	51.9	15	19
1962	Cotton Davidson	321	119	1,977	37	7	23
1963	Tom Flores	247	113	2,101	45.7	20	13
1964	Cotton Davidson	320	155	2,497	48.4	21	19
1965	Tom Flores	269	122	1,593	45.3	14	11
1966	Tom Flores	306	151	2,638	49.4	24	14
1967	Daryle Lamonica	425	220	3,228	51.8	30	23
1968	Daryle Lamonica	416	206	3,245	49.5	25	15
1969	Daryle Lamonica	426	221	3,302	51.9	34	25
1970	Daryle Lamonica	356	179	2,516	50.3	22	15
1971	Daryle Lamonica	242	118	1,717	48.8	16	16
1972	Daryle Lamonica	281	149	1,998	53	18	12
1973	Ken Stabler	260	163	1,997	62.7	14	10
1974	Ken Stabler	310	178	2,469	57.4	26	12
1975	Ken Stabler	293	171	2,296	58.4	16	24
1976	Ken Stabler	291	194	2,737	66.7	27	17
1977	Ken Stabler	294	169	2,176	57.5	20	20
1978	Ken Stabler	406	237	2,944	58.4	16	30
1979	Ken Stabler	498	304	3,615	61	26	22
1980	Jim Plunkett	320	165	2,299	51.6	18	16
1981	Marc Wilson	366	173	2,311	47.3	14	19
1982	Jim Plunkett	261	152	2,035	58.2	14	15
1983	Jim Plunkett	379	230	2,935	60.7	20	18
1984	Marc Wilson	282	153	2,151	54.3	15	17
1985	Marc Wilson	388	193	2,608	49.7	16	21
1986	Jim Plunkett	252	133	1,986	52.8	14	9
1987	Marc Wilson	266	152	2,070	57.1	12	8
1988	Jay Schroeder	256	113	1,839	44.1	13	13
1989	Steve Beuerlein	217	108	1,677	49.8	13	9
1990	Jay Schroeder	334	182	2,849	54.5	19	9
1991	Jay Schroeder	357	189	2,562	52.9	15	16
1992	Jay Schroeder	253	123	1,476	48.6	11	11
1993	Jeff Hostetler	419	236	3,242	56.2	14	10
1994	Jeff Hostetler	454	263	3,334	57.9	20	16
1995	Jeff Hostetler	286	172	1,998	60.1	12	9
1996	Jeff Hostetler	402	242	2,548	60.2	23	14
1997	Jeff George	521	290	3,917	55.7	29	9
1998	Donald Hollas	260	135	1,754	51.9	10	16
1999	Rich Gannon	515	304	3,840	59	24	14
2000	Rich Gannon	473	284	3,430	60	28	11
2001	Rich Gannon	548	361	3,828	65.8	27	9
2002	Rich Gannon	618	418	4,689	67.6	26	10
2003	Rich Gannon	225	125	1,274	55.6	6	4
2004	Kerry Collins	513	289	3,495	56.3	21	20
2005	Kerry Collins	565	302	3,759	53.5	20	12
2006	Andrew Walter	276	147	1,677	53.3	3	13
2007	Josh McCown	190	111	1,151	58.4	10	11
2008	JaMarcus Russell	368	198	2,423	53.8	13	8
2009	JaMarcus Russell	246	120	1,287	48.8	3	11
2010	Jason Campbell	329	194	2,387	59	13	8
2011	Carson Palmer	328	199	2,753	60.7	13	16
2012	Carson Palmer	565	345	4,018	61.1	22	14

1969	Fred Biletnikoff	54	837	15.3	12	53
1970	Fred Biletnikoff	45	768	17.1	7	51
1971	Fred Biletnikoff	61	929	15.2	9	49
1972	Fred Biletnikoff	58	802	13.8	7	39
1973	Fred Biletnikoff	48	660	13.8	4	32
1974	Cliff Branch	60	1,092	18.2	13	67
1975	Cliff Branch	51	893	17.5	9	53
1976	Dave Casper	53	691	13	10	30
1977	Dave Casper	48	584	12.2	6	27
1978	Dave Casper	62	852	13.7	9	44
1979	Cliff Branch	59	844	14.3	6	66
1980	Bob Chandler	49	786	16	10	56
1981	Derrick Ramsey	52	674	13	4	66
1982	Todd Christensen	42	510	12.1	4	50
1983	Todd Christensen	92	1,247	13.6	12	45
1984	Todd Christensen	80	1,007	12.6	7	38
1985	Todd Christensen	82	987	12	6	48
1986	Todd Christensen	95	1,153	12.1	8	35
1987	Marcus Allen	51	410	8	0	39
1988	Tim Brown	43	725	16.9	5	65
1989	Mervyn Fernandez	57	1,069	18.8	9	75
1990	Mervyn Fernandez	52	839	16.1	5	66
1991	Ethan Horton	53	650	12.3	5	52
1992	Tim Brown	49	693	14.1	7	68
1993	Tim Brown	80	1,180	14.8	7	71
1994	Tim Brown	89	1,309	14.7	9	77
1995	Tim Brown	89	1,342	15.1	10	80
1996	Tim Brown	90	1,104	12.3	9	42
1997	Tim Brown	104	1,408	13.5	5	59
1998	Tim Brown	90	1,344	14.9	6	47
2000	Tim Brown	76	1,128	14.8	11	45
2001	Tim Brown	91	1,165	12.8	9	46
2002	Jerry Rice	92	1,211	13.2	7	75
2003	Jerry Rice	63	869	13.8	2	47
2004	Jerry Porter	64	998	15.6	9	52
2005	Jerry Porter	76	942	12.4	5	49
2006	Ronald Curry	62	727	11.7	1	39
2007	Ronald Curry	55	717	13	4	49
2008	Zach Miller	56	778	13.9	1	63
2009	Zach Miller	66	805	12.2	3	86
2010	Zach Miller	60	685	11.4	5	43
2011	Darnius Heyward-Bey	64	975	15.2	4	58
2012	Brandon Myers	79	806	10.2	2	29

RECEPTIONS, OVERALL

Year	Player	No	Yds	Avg	TD	Lg
1960	Billy Lott	49	524	10.7	1	28
1961	Doug Asad	36	501	13	2	51
1962	Max Boydston	30	374	12.4	0	58
1963	Art Powell	73	1,304	17.8	16	85
1964	Art Powell	76	1,361	17.9	11	77
1965	Art Powell	52	800	15.4	12	66
1966	Art Powell	53	1,026	19.4	11	46
1967	Hewritt Dixon	59	563	9.5	2	48
1968	Fred Biletnikoff	61	1,037	17	6	82



Tim Brown

ANNUAL LEADERS

RECEPTIONS, TIGHT ENDS

Year	Player	No	Yds	Avg	TD	Lg
1960	Gene Prebola	33	404	12.2	-	2
1961	Doug Asad	42	592	14.1	51	2
1962	Max Boydston	30	374	12.5	0	58
1963	Ken Herock	16	269	16.8	38	2
1964	Ken Herock	23	360	15.7	50	2
1965	Ken Herock	18	221	12.3	22	0
1966	Tom Mitchell	23	301	13.1	24	1
1967	Dave Kocourek	1	4	4	4	0
	Ken Herock	1	-1	-1	-1	0
1968	Dave Kocourek	3	46	15.3	18	1
1969	Billy Cannon	21	262	12.5	2	53
1970	Raymond Chester	42	556	13.2	43	7
1971	Raymond Chester	28	442	15.8	67	7
1972	Raymond Chester	34	576	16.9	68	8
1973	Bob Moore	34	375	11	33	4
1974	Bob Moore	30	356	11.9	32	2
1975	Bob Moore	19	175	9.2	21	0
1976	Dave Casper	53	691	13	30	10
1977	Dave Casper	48	584	12.2	27	6
1978	Dave Casper	62	852	13.7	44	9
1979	Raymond Chester	58	712	12.3	39	8
1980	Raymond Chester	28	366	13.1	47	4
1981	Derrick Ramsey	52	674	13	66	4
1982	Todd Christensen	42	510	12.1	50	4
1983	Todd Christensen	92	1247	13.6	45	12
1984	Todd Christensen	80	1007	12.6	38	7
1985	Todd Christensen	82	987	12	48	6
1986	Todd Christensen	95	1153	12.1	35	8
1987	Todd Christensen	47	663	14.1	33	2
1988	Todd Christensen	15	190	12.7	22	0
1989	Mike Dyal	27	499	18.5	67	2
1990	Ethan Horton	33	404	12.2	36	3
1991	Ethan Horton	53	650	12.3	52	5
1992	Ethan Horton	33	409	12.4	30	2
1993	Ethan Horton	43	467	10.9	32	1
1994	Andrew Glover	33	371	11.2	27	2
1995	Andrew Glover	26	220	8.5	25	3
1996	Rickey Dudley	34	386	11.4	62	4
1997	Rickey Dudley	48	787	16.4	76	7
1998	Rickey Dudley	36	549	15.3	32	5
1999	Rickey Dudley	39	555	14.2	35	9
2000	Rickey Dudley	29	350	12.1	30	4
2001	Roland Williams	33	298	9	49	3
2002	Doug Jolley	32	409	12.8	33	2
2003	Doug Jolley	31	250	8.1	26	1
2004	Doug Jolley	27	313	11.6	34	2
2005	Courtney Anderson	24	303	12.6	36	3
2006	Randal Williams	28	293	10.5	28	0
2007	Zach Miller	44	444	10.1	28	3
2008	Zach Miller	56	778	13.9	63	1
2009	Zach Miller	66	805	12.2	86	3
2010	Zach Miller	60	685	11.4	43	5
2011	Kevin Boss	28	368	13.1	35	3
2012	Brandon Myers	79	806	10.2	29	4

INTERCEPTIONS

Year	Player	No	Yds	Avg	TD	Lg
1960	Eddie Macon	9	105	11.7	1	42
1961	Joe Cannavino	5	14	2.8	0	9
1962	Tom Morrow	10	141	14.1	0	36
1963	Tom Morrow	9	104	11.5	0	35
1964	Fred Williamson	6	40	6.7	0	28

1965	Warren Powers	5	56	11.2	0	12
1966	Warren Powers	5	88	17.6	0	35
1967	Willie Brown	7	33	4.7	0	25
1968	Dave Grayson	10	195	19.5	1	54
1969	Dave Grayson	8	132	16.5	1	76
1970	Kent McCloughan	5	5	1	0	5
1971	Nemiah Wilson	5	70	14	0	22
1972	Jack Tatum	4	91	22.8	0	56
1973	George Atkinson	3	48	16	0	36
1974	Alonzo Thomas	6	70	11.7	1	34
1975	Alonzo Thomas	6	86	14.3	0	48
1976	Monte Johnson	4	40	10	0	22
1977	Jack Tatum	6	146	24.3	0	41
1978	Charles Phillips	6	121	20.2	1	42
1979	Lester Hayes	7	100	14.3	2	52
1980	Lester Hayes	13	273	21	1	62
1981	Odis McKinney	3	38	12.7	0	34
1982	Burgess Owens	4	56	14	0	35
1983	Vann McElroy	8	68	8.5	0	28
1984	Mike Haynes	6	220	36.7	1	97
1985	Lester Hayes	4	27	6.8	1	27
1986	Vann McElroy	7	105	15	0	28
1987	Vann McElroy	4	41	10.3	1	35
1988	Mike Haynes	3	30	10	0	30
	Vann McElroy	3	17	5.7	0	13
1989	Eddie Anderson	5	233	46.6	2	87
1990	Eddie Anderson	3	19	16.3	0	15
	Terry McDaniel	3	20	6.7	0	15
	Mike Harden	3	19	6.3	0	15
1991	Ronnie Lott	8	52	6.5	0	27
1992	Terry McDaniel	4	180	45	0	67
1993	Terry McDaniel	5	87	17.4	1	36
1994	Terry McDaniel	7	103	14.7	2	35
1995	Terry McDaniel	6	46	7.7	1	42
1996	Terry McDaniel	5	150	30	1	56
1997	Eric Turner	2	45	22.5	0	29
	Lionel Washington	2	44	22	0	44
	James Trapp	2	24	12.5	0	25
	Lorenzo Lynch	2	6	3	0	6
1998	Charles Woodson	5	118	23.6	1	46
	Eric Allen	5	59	11.8	0	22
1999	Darrien Gordon	3	44	14.7	0	28
	Eric Turner	3	43	14.3	0	24
	Eric Allen	3	33	11	0	31
2000	Eric Allen	6	145	24.2	3	50
	William Thomas	6	68	11.3	1	46
2001	Tory James	5	72	14.4	0	23
2002	Rod Woodson	8	225	28.1	2	98
2003	Phillip Buchanon	6	176	29.3	2	83
2004	Phillip Buchanon	3	69	23	1	37
2005	Stuart Schweigert	2	35	17.5	0	33
2006	Nnamdi Asomugha	8	59	7.4	1	24
2007	Thomas Howard	6	172	28.7	2	66
2008	Chris Johnson	3	68	22.7	0	44
	DeAngelo Hall	3	31	10.3	0	21
	Rashad Baker	3	8	2.7	0	8
2009	Chris Johnson	3	20	6.7	0	20
	Michael Huff	3	15	5	0	10
2010	Michael Huff	3	32	10.7	0	17
2011	Matt Giordano	5	130	26	0	62
2012	Matt Giordano	2	45	22.5	0	24
	Joselio Hanson	2	24	12	0	21
	Phillip Adams	2	0	0	0	0
	Michael Huff	2	0	0	0	0



ANNUAL LEADERS

PUNTING

Year	Player	No	Yds	Avg	Lg
1960	Wayne Crow	76	2958	38.9	72
1961	Wayne Crow	61	2613	42.8	77
1962	Cotton Davidson	40	1569	39.2	64
1963	Mike Mercer	75	3007	40.0	53
1964	Mike Mercer	58	2446	42.1	67
1965	Mike Mercer	75	3079	41.1	70
1966	Mike Eischeid	64	2703	42.2	56
1967	Mike Eischeid	76	3364	44.3	62
1968	Mike Eischeid	64	2788	43.6	72
1969	Mike Eischeid	69	2944	42.7	58
1970	Mike Eischeid	79	3121	39.5	57
1971	Jerry DePoyster	57	2013	39.4	56
1972	Jerry DePoyster	55	2031	36.9	57
1973	Ray Guy	69	3127	45.3	72
1974	Ray Guy	74	3124	42.2	66
1975	Ray Guy	68	2979	43.8	64
1976	Ray Guy	67	2785	41.6	66
1977	Ray Guy	59	2552	43.3	74
1978	Ray Guy	81	3462	42.7	69
1979	Ray Guy	69	2939	42.6	71
1980	Ray Guy	71	3099	43.6	66



Ray Guy

1981	Ray Guy	96	4195	43.7	69
1982	Ray Guy	47	1839	39.1	57
1983	Ray Guy	79	3384	42.8	67
1984	Ray Guy	91	3809	41.9	63
1985	Ray Guy	89	3627	40.8	68
1986	Ray Guy	90	3620	40.2	64
1987	Stan Talley	56	2277	40.7	63
1988	Jeff Gossett	91	3804	41.8	58
1989	Jeff Gossett	67	2711	40.5	60
1990	Jeff Gossett	60	2315	38.6	57
1991	Jeff Gossett	67	2961	44.2	61
1992	Jeff Gossett	77	3255	42.3	56
1993	Jeff Gossett	71	2971	41.8	61
1994	Jeff Gossett	77	3377	43.9	65
1995	Jeff Gossett	75	3089	41.2	60
1996	Jeff Gossett	57	2264	39.7	64
1997	Leo Araguz	93	4189	45.0	63
1998	Leo Araguz	98	4256	43.4	64
1999	Leo Araguz	76	3045	40.1	56
2000	Shane Lechler	65	2984	45.9	69
2001	Shane Lechler	73	3375	46.2	65
2002	Shane Lechler	53	2251	42.3	70
2003	Shane Lechler	96	4503	46.9	73
2004	Shane Lechler	73	3409	46.7	67

2005	Shane Lechler	82	3744	45.7	64
2006	Shane Lechler	77	3660	47.5	67
2007	Shane Lechler	73	3585	49.1	70
2008	Shane Lechler	90	4391	48.8	70
2009	Shane Lechler	96	4909	51.1	70
2010	Shane Lechler	77	3618	47.0	68
2011	Shane Lechler	78	3960	50.8	80
2012	Shane Lechler	81	3826	39.0	68

PUNT RETURNS

Year	Player	No	Yds	Avg	TD	Lg
1960	Jack Larscheid	12	106	8.8	0	41
1961	Charles Fuller	4	52	13	0	25
1962	Bob Garner	20	162	8.1	0	25
1963	Claude Gibson	26	307	11.8	2	85
1964	Claude Gibson	29	419	14.4	0	58
1965	Claude Gibson	31	357	11.8	1	58
1966	Rodger Bird	37	323	8.7	0	42
1967	Rodger Bird	46	612	13.3	0	78
1968	George Atkinson	36	490	13.6	2	86
1969	George Atkinson	25	153	6.1	0	30
1970	Alvin Wyatt	25	231	9.2	1	63
1971	George Atkinson	20	159	8	0	34
1972	George Atkinson	10	33	3.3	0	8
1973	George Atkinson	41	336	8.2	1	63
1974	Ron Smith	41	486	11.9	0	55
1975	Neal Colzie	48	655	13.6	0	64
1976	Neal Colzie	41	448	10.9	0	32
1977	Neal Colzie	32	334	10.4	0	23
1978	Neal Colzie	47	310	6.6	0	24
1979	Ira Matthews	32	165	5.2	0	20
1980	Ira Matthews	48	421	8.8	0	34
1981	Ted Watts	35	284	8.1	1	52
1982	Greg Pruitt	26	209	8	0	25
1983	Greg Pruitt	58	668	11.5	1	97
1984	Greg Pruitt	53	473	8.9	0	38
1985	Fulton Walker	62	692	11.2	0	32
1986	Fulton Walker	49	440	9	1	70
1987	Chris Woods	26	189	7.3	0	34
1988	Tim Brown	49	444	9.1	0	36
1989	Stefon Adams	19	156	8.2	0	15
1990	Tim Brown	34	295	8.7	0	39
1991	Tim Brown	29	330	11.4	1	75
1992	Tim Brown	37	383	10.4	0	40
1993	Tim Brown	40	465	11.6	1	74
1994	Tim Brown	40	487	12.2	0	48
1995	Tim Brown	36	364	10.1	0	38
1996	Tim Brown	32	272	8.5	0	36
1997	Desmond Howard	27	210	7.8	0	31
1998	Desmond Howard	45	541	12	2	75
1999	Darrien Gordon	42	397	9.5	0	78
2000	Darrien Gordon	29	258	8.9	0	36
2001	David Dunn	19	169	8.9	0	23
2002	Phillip Buchanon	15	178	14	1	83
2003	Phillip Buchanon	36	491	13.6	2	80
2004	Phillip Buchanon	21	121	5.8	0	18
2005	Chris Carr	34	186	5.5	0	34
2006	Chris Carr	35	216	6.2	0	35
2007	Johnnie Lee Higgins	15	103	5.2	0	54
2008	Johnnie Lee Higgins	44	570	13	3	93
2009	Johnnie Lee Higgins	34	177	5.2	0	19
2010	Nick Miller	35	257	7.3	0	46
2011	Denarius Moore	25	216	8.6	0	34
2012	Phillip Adams	25	139	5.6	0	47

ANNUAL LEADERS

KICKOFF RETURNS

Year	Player	No	Yds	Avg	TD	Lg
1960	Jack Larscheid	30	852	28.4	0	78
1961	George Fleming	29	588	20.3	0	36
1962	Bo Roberson	27	748	27.7	1	87
1963	Bo Roberson	38	809	21.2	0	58
1964	Bo Roberson	36	975	27	0	59
1965	Larry Todd	20	461	23.1	0	50
1966	Pervis Atkins	29	608	21	0	35
1967	Dave Grayson	19	405	21.3	0	29
1968	George Atkinson	32	802	25.1	0	60
1969	George Atkinson	16	382	23.9	0	39
1970	George Atkinson	23	574	25	0	62
1971	Clarence Davis	27	734	27.2	0	44
1972	Clarence Davis	18	464	25.8	0	49
1973	Clarence Davis	19	504	26.5	0	76
1974	Harold Hart	18	466	25.9	0	67
1975	Harold Hart	17	518	30.5	1	102
1976	Rick Jennings	16	417	26.1	0	55
1977	Carl Garrett	21	420	20	0	31
1978	Arthur Whittington	23	473	20.6	0	34
1979	Ira Matthews	35	873	24.9	1	104
1980	Ira Matthews	29	585	20.2	0	45
1981	Arthur Whittington	25	563	22.5	0	47
1982	Greg Pruitt	14	371	28.4	0	55
1983	Cle Montgomery	21	464	22.1	0	48
1984	Dokie Williams	24	621	25.9	0	62
1985	Fulton Walker	21	467	22.2	0	57
1986	Stefon Adams	27	573	21.2	0	51
1987	Vance Mueller	27	588	21.8	0	46
1988	Tim Brown	41	1098	26.8	1	97
1989	Stefon Adams	22	425	19.3	0	37
1990	Jamie Holland	32	655	20.5	0	87
1991	Jamie Holland	22	421	19.1	0	27
1992	Alexander Wright	18	325	18.1	0	33
1993	Raghib Ismail	25	605	24.2	0	66
1994	Raghib Ismail	43	923	21.5	0	51
1995	Raghib Ismail	36	706	19.6	0	43
1996	Carl Kidd	29	622	21.4	0	48
1997	Desmond Howard	61	1318	21.6	0	45
1998	Desmond Howard	49	1040	21.1	0	42
1999	Napoleon Kaufman	42	831	19.8	0	48
2000	David Dunn	44	1073	24.4	1	88
2001	Terry Kirby	46	1066	23.2	1	90
2002	Marcus Knight	29	705	25.5	0	65
2003	Doug Gabriel	29	646	22.3	1	85
2004	Doug Gabriel	53	1140	21.5	0	64

2005	Chris Carr	73	1752	24	0	62
2006	Chris Carr	69	1762	25.5	0	50
2007	Chris Carr	59	1327	25.5	0	43
2008	Johnnie Lee Higgins	36	842	23.4	0	69
2009	Jonathan Holland	28	550	19.6	0	60
2010	Jacoby Ford	53	1280	24.2	3	101
2011	Bryan McCann	13	361	27.8	0	91
2012	Coye Francies	20	475	23.8	0	32

SACKS

Year	Player	No	Yds
1982	Lyle Alzado	7	-
	Ted Hendricks	7	-
1983	Howie Long	13	-
1984	Bill Pickel	12.5	-
1985	Bill Pickel	12.5	-
1986	Sean Jones	15.5	-
1987	Greg Townsend	8.5	-
1988	Greg Townsend	11.5	-
1989	Greg Townsend	10.5	-
1990	Greg Townsend	12.5	-
1991	Greg Townsend	13	92
1992	Anthony Smith	13	72
1993	Anthony Smith	12.5	89.5
1994	Chester McGlockton	9.5	63.5
1995	Pat Swilling	13	119
1996	Chester McGlockton	8	45
1997	Anthony Smith	6.5	40
1998	Lance Johnstone	11	72
1999	Lance Johnstone	10	68
2000	Grady Jackson	8	58
2001	Regan Upshaw	7	37
2002	Rod Coleman	11	78
2003	Rod Coleman	5.5	46
2004	Tommy Kelly	4	35
2005	Derrick Burgess	16	104
2006	Derrick Burgess	11	74.5
2007	Derrick Burgess	8	45
	Chris Clemons	8	54
2008	Kalimba Edwards	5	25
	Trevor Scott	5	27
2009	Greg Ellis	7	36
	Trevor Scott	7	47
2010	Kameron Wimbley	9	59.5
2011	Tommy Kelly	7.5	33.5
2012	Lamarr Houston	4	34
	Desmond Bryant	4	25



TOP INDIVIDUAL SEASONS, RUSHING

MARCUS ALLEN, 1985

Date	Opp	Att	Yds	TD
S 8	NYJ	20	76	2
S 12	at KC	14	50	0
S 22	SF	12	59	0
S 29	at NE	21	98	0
O 6	KC	29	126	0
O 13	NO	28	107	2
O 20	at Cle	20	81	0
O 28	SD	30	111	3
N 3	at Sea	19	101	0
N 10	at SD	28	119	1
N 17	Cin.	31	135	0
N 24	Den.	24	173	1
D 1	at Atl.	28	156	0
D 8	at Den.	25	135	1
D 15	Sea	27	109	1
D 23	at LARm	24	123	0
16 games		380	1,759	11

NAPOLEON KAUFMAN, 1997

Date	Opp	Att	Yds	TD
A 31	at Ten.	12	32	0
S 8	KC	22	84	1
S 14	at Atl.	14	140	2
S 21	at NYJ	27	126	0
S 28	SLR	26	162	1
O 5	SD	11	13	0
O 19	Den.	28	227	1
O 26	at Sea	17	112	1
N 2	at Car.	10	16	0
N 9	NO	15	14	0
N 16	at SD	20	109	0
N 24	at Den.	13	53	0
N 30	Mia.	12	69	0
D 7	at KC	8	7	0
D 14	Sea	16	36	0
D 21	Jac.	21	94	0
16 games		272	1,294	6

MARK VAN EEGHEN, 1977

Date	Opp	Att	Yds	TD
S 18	SD	19	62	0
S 22	at Pit.	25	88	1
O 3	at KC	24	116	0
O 9	at Cle	25	114	2
O 16	Den.	20	61	0
O 23	at NYJ	36	143	1
O 30	at Den.	31	82	1
N 6	Sea	21	91	0
N 13	HouO	25	74	1
N 20	at SD	12	37	0
N 28	Buf.	26	143	0
D 4	at LARm	16	79	0
D 11	Min.	28	112	1
D 18	KC	16	71	0
14 games		324	1,273	7

MARCUS ALLEN, 1984

Date	Opp	Att	Yds	TD
S 2	at HouO	21	81	1
S 9	GB	20	81	1
S 16	at KC	22	69	0
S 24	SD	18	47	3
S 30	at Den.	13	66	0
O 7	Sea	15	40	1
O 14	Min.	17	54	1

O 21	at SD	19	107	0
O 28	Den.	16	70	1
N 4	at Chi.	15	42	0
N 12	at Sea	15	57	2
N 18	KC	16	95	0
N 25	Ind.	18	110	0
D 2	at Mia.	20	155	3
D 10	at Det.	17	56	0
D 16	Pit.	13	38	0
16 games		275	1,168	13

DARREN MCFADDEN, 2010

Date	Opp	Att	Yds	TD
S 12	at Ten.	18	95	0
S 19	SLR	30	145	0
S 26	at Ari.	25	105	1
O 3	HouT	12	47	0
O 10	SD	(inactive)		
O 17	at SF	(inactive)		
O 24	at Den.	16	165	3
O 31	Sea	21	111	0
N 7	KC	17	89	0
N 21	at Pit.	10	14	0
N 28	Mia.	8	2	0
D 5	at SD	19	97	1
D 12	at Jac.	16	123	2
D 19	Den.	20	119	0
D 26	Ind.	11	45	0
J 2	at KC	(inactive)		
13 games		223	1,157	7

HARVEY WILLIAMS, 1995

Date	Opp	Att	Yds	TD
S 3	SD	16	48	0
S 10	at Was.	18	84	0
S 17	at KC	20	74	2
S 24	Phi.	15	61	2
O 1	at NYJ	20	97	1
O 8	Sea	19	160	1
O 16	at Den.	6	8	0
O 22	Ind.	8	16	0
N 5	at Cin.	24	134	1
N 12	at NYG	21	85	1
N 19	Dal.	15	59	1
N 27	at SD	20	101	0
D 3	KC	7	5	0
D 10	Pit.	12	28	0
D 17	at Sea	12	67	0
D 24	Den.	22	87	0
16 games		255	1,114	9

MARV HUBBARD, 1972

Date	Opp	Att	Yds	TD
S 17	at Pit.	15	58	0
S 24	at GB	24	125	0
O 1	SD	16	58	1
O 9	at Hou.	14	73	0
O 15	Buf.	20	122	1
O 22	Den.	15	61	0
O 29	LARm	17	80	0
N 5	at KC	8	18	1
N 12	at Cin.	11	98	0
N 19	at Den.	13	84	1
N 26	KC	13	96	0
D 3	at SD	15	68	0
D 11	NYJ	28	118	0
D 17	Chi.	10	41	0
14 games		219	1,100	4

CLEM DANIELS, 1963

Date	Opp	Att	Yds	TD
S 7	at HouO	16	73	1
S 15	Buf.	13	76	0
S 22	Bos.	(did not play)		
S 28	at NYJ	10	30	0
O 5	at Buf.	6	21	0
O 11	at Bos.	1	-2	0
O 20	NYJ	27	200	2
O 27	at SD	19	125	0
N 3	KC	18	58	0
N 8	at KC	31	122	0
N 28	at Den.	16	90	0
D 8	SD	17	90	0
D 15	Den.	18	58	0
D 22	HouO	22	158	0
13 games		214	1,099	3

MARK VAN EEGHEN, 1978

Date	Opp	Att	Yds	TD
S 3	at Den.	20	89	0
S 10	at SD	12	72	0
S 17	at GB	26	151	0
S 24	NE	16	46	0
O 1	at Chi.	14	74	0
O 8	HouO	11	33	0
O 15	KC	20	76	2
O 22	at Sea	7	26	0
O 29	SD	22	93	1
N 5	at KC	17	43	1
N 13	at Cin.	12	46	1
N 19	Det.	25	98	2
N 26	Sea	13	53	1
D 3	Den.	15	60	0
D 10	at Mia.	12	28	0
D 17	Min.	28	92	1
16 games		270	1,080	9

TYRONE WHEATLEY, 2000

Date	Opp	Att	Yds	TD
S 3	SD	13	47	0
S 10	at Ind.	20	49	2
S 17	Den.	12	27	0
S 24	Cle.	21	63	2
O 8	at SF	15	50	1
O 15	at KC	15	78	0
O 22	Sea	15	156	1
O 29	at SD	12	21	0
N 5	KC	20	112	1
N 13	at Den.	(inactive)		
N 19	at NO	(inactive)		
N 26	Atl.	12	85	1
D 3	at Pit.	16	60	0
D 10	NYJ	18	88	1
D 16	at Sea	26	146	0
D 24	Car.	17	66	0
14 games		232	1,046	9



Tyrone Wheatley



TOP SEASONS

TOP INDIVIDUAL SEASONS, PASSER RATING

KEN STABLER, 1976 (103.4)

Date	Opp	A-C-I	Yds	TD
S 12	Pit.	38-21-4	342	3
S 20	at KC	28-22-1	224	3
S 26	at HouO	(did not play)		
O 3	at NE	35-20-1	225	1
O 10	at SD	26-20-1	339	3
O 17	at Den.	20-16-1	175	1
O 24	GB	21-13-1	220	3
O 31	Den.	27-16-2	245	1
N 7	at Chi.	17-11-0	234	3
N 14	KC	18-10-4	138	2
N 21	at Phi.	18-14-0	133	1
N 28	TB	23-15-1	245	2
D 6	Cin.	20-16-1	217	4
D 12	SD	(did not play)		
12 games..... 291-194-17 2,737 27				

RICH GANNON, 2002 (97.3)

Date	Opp	A-C-I	Yds	TD
S 8	Sea.	28-19-1	214	2
S 15	at Pit.	64-43-2	403	1
S 29	Ten.	39-29-0	381	4
O 6	at Buf.	38-23-0	357	3
O 13	at SILR	45-30-2	332	1
O 20	SD	45-35-1	361	3
O 27	at KC	55-35-1	334	1
N 3	SF	28-18-0	164	1
N 11	at Den.	38-34-0	352	3
N 17	NE	38-26-1	297	0
N 24	at Ari.	45-27-1	340	3
D 2	NYJ.	42-31-0	342	1
D 8	at SD	41-26-0	328	0
D 15	at Mia.	31-17-1	204	1
D 22	Den.	27-18-0	201	1
D 28	KC	14-7-0	79	0
16 games..... 618-418-10 4,689 26				

RICH GANNON, 2001 (95.5)

Date	Opp	A-C-I	Yds	TD
S 9	at KC	46-31-1	341	2
S 23	at Mia.	25-14-0	125	0
S 30	Sea.	28-19-0	217	3
O 7	Dal.	28-21-0	209	1
O 14	at Ind.	32-18-0	243	0
O 28	at Phi.	26-17-0	158	0
N 5	Den.	34-25-0	242	3
N 11	at Sea.	38-24-0	257	2
N 18	SD	38-25-1	311	4
N 25	at NYG.	20-13-0	221	3
D 2	Ari.	45-29-2	302	3
D 9	KC	24-18-1	195	1
D 15	at SD	28-20-1	221	1
D 22	Ten.	50-29-1	249	1
D 30	at Den.	49-35-2	313	2
J 6	NYJ.	38-23-0	224	1
16 games..... 549-361-9 3,828 27				

KEN STABLER, 1974 (94.9)

Date	Opp	A-C-I	Yds	TD
S 16	at Buf.	22-9-1	122	0
S 22	KC	25-11-2	165	3
S 29	at Pit.	12-5-0	70	1
O 6	at Cle.	33-19-2	237	3
O 13	at SD	19-12-1	162	2
O 20	Cin.	41-19-0	252	0

O 27	at SF	11-6-0	140	2
N 3	at Den.	19-12-0	217	4
N 10	Det.	24-20-0	248	2
N 17	SD	32-16-1	240	1
N 24	Den.	34-22-3	234	2
D 1	NE	21-16-2	251	4
D 8	at KC	(did not play)		
D 15	Dal.	17-11-0	131	2
13 games..... 310-178-12 2,469 26				

RICH GANNON, 2000 (92.4)

Date	Opp	A-C-I	Yds	TD
S 3	SD	35-20-0	176	1
S 10	at Ind.	22-15-0	207	0
S 17	Den.	21-13-2	159	2
S 24	Cle.	23-14-0	179	0
O 8	at SF	43-21-1	310	2
O 15	at KC	33-28-0	244	2
O 22	Sea.	22-15-1	176	3
O 29	at SD	35-16-1	156	0
N 5	KC	31-20-0	242	4
N 13	at Den.	53-30-2	382	1
N 19	at NO	21-14-0	168	2
N 26	Atl.	22-15-0	231	2
D 3	at Pit.	40-21-0	273	1
D 10	NYJ.	23-11-1	161	2
D 16	at Sea.	17-5-3	136	1
D 24	Car.	32-26-0	230	5
16 games..... 473-284-11 3,430 28				

JEFF GEORGE, 1997 (91.2)

Date	Opp	A-C-I	Yds	TD
A 31	at Ten.	57-21-0	298	3
S 8	KC	39-19-2	298	2
S 14	at Atl.	22-12-0	286	1
S 21	at NYJ.	38-26-0	374	3
S 28	SILR	30-17-1	219	4
O 5	SD	42-19-0	271	1
O 19	Den.	12-9-1	96	2
O 26	at Sea.	29-18-0	260	2
N 2	at Car.	38-24-1	304	2
N 9	NO	39-17-1	211	0
N 16	at SD	34-16-2	226	3
N 24	at Den.	41-22-0	185	0
N 30	Mia.	34-17-1	272	2
D 7	at KC	18-8-0	102	0
D 14	Sea.	31-21-0	274	3
D 21	Jac.	37-24-0	244	1
16 games..... 521-290-9 3,917 29				



Jeff George

JAY SCHROEDER, 1990 (90.8)

Date	Opp	A-C-I	Yds	TD
S 9	Den.	18-9-1	118	0
S 16	at Sea.	17-10-0	236	1
S 23	Pit.	19-9-0	148	1
S 30	Chi.	15-8-0	178	0
O 7	at Buf.	29-17-1	244	2
O 14	Sea.	26-19-0	235	3

O 21	at SD	20-11-1	176	1
N 4	at KC	31-10-1	139	0
N 11	GB	23-11-3	139	0
N 19	at Mia.	19-10-0	116	0
N 25	KC	18-9-0	202	0
D 2	at Den.	23-16-0	164	0
D 10	at Det.	19-12-2	195	3
D 16	Cin.	20-10-0	163	3
D 22	at Min.	15-10-0	234	4
D 30	SD	22-11-0	162	1
16 games..... 334-182-9 2,849 19				

KEN STABLER, 1973 (88.3)

Date	Opp	A-C-I	Yds	TD
S 16	at Min.	(did not play)		
S 23	Mia.	(did not play)		
S 30	at KC	6-4-2	43	0
O 7	at SILC	31-19-1	207	0
O 14	at SD	22-13-1	193	2
O 22	at Den.	24-16-0	313	2
O 28	at BalC	29-25-0	304	2
N 4	NYG.	21-16-2	212	2
N 11	Pit.	7-4-0	34	0
N 18	Cle.	33-17-0	122	0
N 25	SD	22-12-1	165	2
D 2	at HouO	26-15-3	177	1
D 8	KC	19-10-0	88	2
D 16	Den.	20-12-0	139	1
12 games..... 260-163-0 1,997 14				

RICH GANNON, 1999 (86.5)

Date	Opp	A-C-I	Yds	TD
S 12	at GB	31-16-1	227	0
S 19	at Min.	33-21-0	248	1
S 26	Chi.	35-26-0	295	2
O 3	at Sea.	34-19-1	220	2
O 10	Den.	36-25-2	248	1
O 17	at Buf.	22-15-0	155	0
O 24	NYJ.	51-26-1	352	2
O 31	Mia.	28-7-1	130	0
N 14	SD	24-18-0	254	4
N 22	at Den.	34-17-1	222	2
N 28	KC	29-19-2	232	2
D 5	Sea.	24-19-1	253	2
D 9	at Ten.	28-20-1	273	1
D 19	TB.	26-15-0	141	1
D 26	at SD	33-16-1	266	1
J 2	at KC	47-25-2	324	3
16 games..... 515-304-14 3,840 24				

TOM FLORES, 1966 (86.2)

Date	Opp	A-C-I	Yds	TD
S 2	at Mia.	20-11-1	161	2
S 10	at HouO	14-5-3	30	0
S 18	KC	8-5-0	71	0
S 25	SD	17-6-1	95	1
O 9	Mia.	24-14-1	261	3
O 16	at KC	24-14-0	301	3
O 23	at NYJ.	33-16-2	219	1
O 30	at Bos.	4-1-0	7	0
N 6	HouO	26-10-2	269	2
N 13	at SD	29-14-0	279	3
N 20	at Den.	18-6-0	141	2
N 24	Buf.	30-17-2	286	1
D 3	NYJ.	31-15-1	282	3
D 11	Den.	28-17-1	236	3
14 games..... 306-151-14 2,638 24				



TOP INDIVIDUAL SEASONS, RECEPTIONS

TIM BROWN, 1997

Date	Opp	No	Yds	TD
A 31	at Ten.	8	158	3
S 8	KC	11	155	0
S 14	at Atl.	4	69	0
S 21	at NYJ	10	153	1
S 28	StL	4	56	0
O 5	SD	3	18	0
O 19	Den.	2	33	0
O 26	at Sea.	7	107	0
N 2	at Car.	10	163	0
N 9	NO	5	43	0
N 16	at SD	4	30	0
N 24	at Den.	8	55	0
N 30	Mia.	8	125	1
D 7	at KC	2	22	0
D 14	Sea.	4	57	0
D 21	Jac.	14	164	0
16 games		104	1,408	5

TODD CHRISTENSEN, 1986

Date	Opp	No	Yds	TD
S 7	at Den.	7	84	1
S 14	at Was.	6	81	0
S 21	NYG	4	27	0
S 28	SD	8	105	0
O 5	at KC	5	48	0
O 12	Sea.	4	35	0
O 19	at Mia.	5	49	0
O 26	at HouO.	7	82	3
N 2	Den.	11	158	0
N 9	at Dal.	2	30	0
N 16	Cle.	6	52	1
N 20	at SD	11	173	1
N 30	Phi.	3	43	0
D 8	at Sea.	3	50	0
D 14	KC	4	32	0
D 21	Ind.	9	104	2
16 games		95	1,153	8

JERRY RICE, 2002

Date	Opp	No	Yds	TD
S 8	Sea.	2	25	0
S 15	at Pit.	11	94	0
S 29	Ten.	7	144	1
O 6	at Buf.	4	77	1
O 13	at StLR	7	133	0
O 20	SD	9	86	1
O 27	at KC	5	45	0
N 3	SF	6	74	0
N 11	at Den.	9	103	2
N 17	NE	6	65	0
N 24	at Ari.	7	110	1
D 2	NYJ	4	66	1
D 8	at SD	7	113	0
D 15	at Mia.	3	30	0
D 22	Den.	3	25	0
D 28	KC	2	21	0
16 games		92	1,211	7

TODD CHRISTENSEN, 1983

Date	Opp	No	Yds	TD
S 4	at Cin.	3	35	0
S 11	HouO	6	58	1
S 19	Mia.	6	95	1
S 25	at Den.	1	9	0
O 2	at Was.	5	70	1

O 9	KC	5	32	1
O 16	at Sea.	11	152	3
O 23	at Dal.	7	90	1
O 30	Sea.	4	60	0
N 6	at KC	3	46	0
N 13	Den.	8	114	0
N 20	at Buf.	7	86	1
N 27	NYG	4	46	0
D 1	at SD	8	140	3
D 11	StLC	6	78	0
D 18	SD	8	136	0
16 games		92	1,247	12

TIM BROWN, 2001

Date	Opp	No	Yds	TD
S 9	at KC	8	133	1
S 23	at Mia.	3	20	0
S 30	Sea.	3	47	0
O 7	Dal.	7	114	0
O 14	at Ind.	7	145	0
O 28	at Phi.	3	43	0
N 5	Den.	9	95	2
N 11	at Sea.	7	86	1
N 18	SD	6	62	1
N 25	at NYG	6	117	2
D 2	Ari.	5	63	2
D 9	KC	4	35	0
D 15	at SD	5	47	0
D 22	Ten.	5	29	0
D 30	at Den.	7	72	0
J 6	NYJ	6	57	0
16 games		91	1,165	9

CHARLIE GARNER, 2002

Date	Opp	No	Yds	TD
S 8	Sea.	5	64	1
S 15	at Pit.	5	55	0
S 29	Ten.	6	60	1
O 6	at Buf.	4	83	1
O 13	at StL	5	35	0
O 20	SD	7	80	0
O 27	at KC	10	72	0
N 3	SF	3	16	0
N 11	at Den.	7	89	0
N 17	NE	7	65	0
N 24	at Ari.	5	82	0
D 2	NYJ	9	60	0
D 8	at SD	4	43	0
D 15	at Mia.	6	46	0
D 22	Den.	8	91	1
D 28	KC	0	0	0
16 games		91	941	4

TIM BROWN, 1996

Date	Opp	No	Yds	TD
S 1	at Bal.	4	31	2
S 8	at KC	8	96	0
S 29	at Chi.	6	51	1
O 6	at NYJ	5	55	0
O 13	Det.	4	41	0
O 21	at SD	5	68	0
N 4	Den.	8	126	1
N 10	at TB	5	89	0
N 17	Min.	3	48	0
N 24	at Sea.	6	77	0
D 1	Mia.	5	53	1
D 9	KC	3	67	1
D 15	at Den.	7	57	0

D 22	Sea.	5	65	0
16 games		90	1,104	9

TIM BROWN, 1999

Date	Opp	No	Yds	TD
S 12	at GB	4	51	0
S 19	at Min.	9	86	0
S 26	Chi.	9	121	1
O 3	at Sea.	4	56	1
O 10	Den.	6	51	0
O 17	at Buf.	3	47	0
O 24	NYJ	11	190	1
O 31	Mia.	7	113	0
N 14	SD	7	117	0
N 22	at Den.	3	46	0
N 28	KC	5	83	0
D 5	Sea.	6	75	2
D 9	at Ten.	3	30	0
D 19	TB	4	47	1
D 26	at SD	3	109	0
J 2	at KC	6	122	0
16 games		90	1,344	6

TIM BROWN, 1994

Date	Opp	No	Yds	TD
S 5	at SF	5	42	1
S 11	Sea.	6	61	0
S 18	at Den.	7	136	1
S 25	SD	4	88	0
O 9	at NE	2	46	0
O 16	at Mia.	6	86	1
O 23	Atl.	8	130	2
O 30	HouO	6	69	1
N 6	at KC	6	84	0
N 13	at LARm	5	53	0
N 20	NO	8	132	2
N 27	Pit.	3	21	0
D 5	at SD	7	96	0
D 11	Den.	6	73	0
D 18	at Sea.	4	107	1
D 24	KC	6	85	0
16 games		89	1,309	9

TIM BROWN, 1995

Date	Opp	No	Yds	TD
S 3	SD	2	16	1
S 10	at Was.	4	30	0
S 17	at KC	7	72	0
S 24	Phi.	5	74	0
O 1	at NYJ	8	156	2
O 8	Sea.	5	143	1
O 16	at Den.	3	25	0
O 22	Ind.	7	89	0
N 5	at Cin.	4	67	1
N 12	at NYG	3	47	0
N 19	Dal.	12	161	1
N 27	at SD	3	27	0
D 3	KC	10	150	1
D 10	Pit.	5	56	0
D 17	at Sea.	3	102	1
D 24	Den.	8	127	2
16 games		89	1,342	10



100 YARDS RUSHING

Game	Name	Att	Yds								
10-19-97 vs. Den.	Napoleon Kaufman	28	227	1-2-05 vs. Jac.	Zack Crockett	21	134	11-10-74 vs. Det.	Marv Hubbard	16	111
11-30-87 at Sea.	Bo Jackson	18	221	11-21-76 at Phi.	Mark van Eeghen	21	133	10-28-85 vs. SD	Marcus Allen	30	111
10-20-63 vs. NYJ	Clem Daniels	27	200	12-20-09 at Den.	Michael Bush	18	133	12-19-99 vs. TB	Tyrone Wheatley	19	111
12-9-62 at HouO	Clem Daniels	20	187	12-18-05 vs. Cle.	LaMont Jordan	25	132	10-31-10 vs. Sea.	Darren McFadden	21	111
9-29-68 at HouO	Hewritt Dixon	28	187	12-10-90 at Det.	Bo Jackson	18	129	12-12-65 vs. NYJ	Clem Daniels	23	110
9-30-07 at Mia.	Justin Fargas	22	179	10-30-94 vs. HouT	Harvey Williams	29	128	11-25-84 vs. Ind.	Marcus Allen	18	110
12-28-08 at TB	Michael Bush	27	177	10-1-06 vs. Cle.	LaMont Jordan	20	128	12-16-12 vs. KC	Darren McFadden	30	110
11-24-85 vs. Den.	Marcus Allen	24	173	9-8-02 vs. Sea.	Charlie Garner	15	127	12-15-85 vs. Sea.	Marcus Allen	27	109
9-25-11 vs. NYJ	Darren McFadden	19	171	1-2-83 at SD	Marcus Allen	20	126	12-9-96 vs. KC	Napoleon Kaufman	8	109
10-25-64 vs. Den.	Clem Daniels	19	167	10-6-85 vs. KC	Marcus Allen	29	126	11-16-97 at SD	Napoleon Kaufman	20	109
10-24-10 at Den.	Darren McFadden	16	165	9-21-97 at NYJ	Napoleon Kaufman	27	126	11-16-03 vs. Min.	Tyrone Wheatley	32	109
10-19-70 vs. Was.	Hewritt Dixon	18	164	10-2-05 vs. Dal.	LaMont Jordan	26	126	11-20-11 at Min.	Michael Bush	30	109
9-14-08 at KC	Darren McFadden	21	164	10-27-63 at SD	Clem Daniels	19	125	10-1-61 vs. Den.	Wayne Crow	16	107
9-28-97 vs. StL.	Napoleon Kaufman	26	162	9-24-72 at HouO	Marv Hubbard	24	125	11-3-74 at Den.	Marv Hubbard	22	107
10-8-95 vs. Sea.	Harvey Williams	19	160	10-26-69 at SD	Pete Banaszak	25	123	11-21-84 at SD	Marcus Allen	19	107
11-5-89 vs. Cin.	Bo Jackson	13	159	12-23-85 at LaRm.	Marcus Allen	24	123	10-13-85 vs. NO	Marcus Allen	28	107
9-16-07 at Den.	LaMont Jordan	25	159	12-12-10 at Jac.	Darren McFadden	16	123	11-22-92 vs. Den.	Eric Dickerson	16	107
12-22-63 vs. HouO	Clem Daniels	22	158	11-3-63 vs. KC	Clem Daniels	31	122	10-23-94 vs. Atl.	Harvey Williams	27	107
11-10-11 at SD	Michael Bush	30	157	10-15-72 vs. Buf.	Marv Hubbard	20	122	11-23-08 at Den.	Justin Fargas	24	107
12-5-82 vs. Sea.	Marcus Allen	24	156	12-19-99 vs. TB	Napoleon Kaufman	8	122	10-25-70 vs. Pit.	Hewritt Dixon	19	106
12-1-85 at Atl.	Marcus Allen	28	156	10-23-05 vs. Buf.	LaMont Jordan	28	122	10-30-77 at Den.	Clarence Davis	20	105
10-22-00 vs. Sea.	Tyrone Wheatley	15	156	12-30-07 vs. SD	Dominic Rhodes	29	122	9-19-83 vs. Mia.	Marcus Allen	22	105
12-2-84 at Mia.	Marcus Allen	20	155	12-2-73 at HouO	Marv Hubbard	11	121	9-26-10 at Ari.	Darren McFadden	25	105
11-29-98 vs. Was.	Napoleon Kaufman	17	152	9-23-07 vs. Cle.	LaMont Jordan	29	121	11-15-64 vs. HouO	Clem Daniels	16	104
9-17-78 at GB	Mark van Eeghen	26	151	11-16-75 vs. Cle.	Clarence Davis	17	120	10-23-66 at NYJ	Clem Daniels	15	104
9-12-11 at Den.	Darren McFadden	22	150	11-10-85 at SD	Marcus Allen	28	119	11-13-66 at SD	Clem Daniels	11	104
11-7-65 at HouO	Larry Todd	20	149	11-15-09 vs. KC	Michael Bush	14	119	9-15-68 at Buf.	Hewritt Dixon	16	104
11-12-72 at Cin.	Charlie Smith	25	146	12-19-10 vs. Den.	Darren McFadden	20	119	9-14-86 at Was.	Marcus Allen	23	104
12-16-00 at Sea.	Tyrone Wheatley	26	146	11-24-68 at Cin.	Charlie Smith	16	118	11-24-96 vs. Sea.	Napoleon Kaufman	15	104
12-2-07 vs. Den.	Justin Fargas	33	146	12-11-72 vs. NYJ	Marv Hubbard	28	118	11-4-07 vs. HouT	Justin Fargas	23	104
9-19-10 vs. StL.	Darren McFadden	30	145	10-23-83 at Dal.	Frank Hawkins	17	118	10-10-10 vs. SD	Michael Bush	26	104
12-20-64 vs. SD	Clem Daniels	16	144	10-27-74 at SF	Marv Hubbard	24	117	12-5-65 vs. Den.	Clem Daniels	22	103
10-29-89 vs. Was.	Bo Jackson	19	144	12-2-90 at Den.	Bo Jackson	13	117	10-4-71 at Cle.	Marv Hubbard	15	103
12-5-71 at Atl.	Marv Hubbard	26	143	12-16-90 vs. Cin.	Bo Jackson	8	117	11-12-89 at SD	Bo Jackson	21	103
10-23-77 at NYJ	Mark van Eeghen	26	143	10-3-04 at HouT	Amos Zereoue	14	117	11-29-92 at SD	Eric Dickerson	17	103
11-28-77 vs. Buf.	Mark van Eeghen	26	143	10-6-74 at Cle.	Clarence Davis	18	116	11-18-12 vs. NO	Marcel Reece	19	103
10-25-98 vs. Cin.	Napoleon Kaufman	31	143	10-3-77 at KC	Mark van Eeghen	24	116	10-3-77 at KC	Clarence Davis	15	102
11-13-60 vs. Buf.	Tony Teresa	12	141	9-12-82 at SF	Marcus Allen	23	116	11-1-81 vs. NE	Kenny King	17	102
9-14-97 at Atl.	Napoleon Kaufman	14	140	9-22-96 vs. SD	Napoleon Kaufman	7	116	12-7-81 vs. Pit.	Kenny King	11	102
9-13-98 vs. NYG	Napoleon Kaufman	20	139	9-27-98 at Dal.	Napoleon Kaufman	24	116	9-7-86 vs. Den.	Marcus Allen	24	102
11-25-07 at KC	Justin Fargas	22	139	9-26-65 vs. HouO	Clem Daniels	20	115	10-23-88 at NO	Marcus Allen	20	102
10-12-80 vs. SD	Kenny King	12	138	12-8-73 vs. KC	Marv Hubbard	25	115	9-26-04 vs. TB	Tyrone Wheatley	18	102
1-2-11 at KC	Michael Bush	25	137	12-21-80 at NYG	Mark van Eeghen	19	115	9-9-62 vs. NYT	Clem Daniels	10	101
9-21-80 vs. Was.	Kenny King	25	136	12-23-07 at Jac.	Dominic Rhodes	27	115	11-19-72 at Den.	Charlie Smith	23	101
9-13-87 at GB	Marcus Allen	33	136	10-9-77 at Cle.	Mark van Eeghen	25	114	11-3-85 at Sea.	Marcus Allen	19	101
10-6-96 at NYJ	Joe Aska	21	136	12-10-89 vs. PhoC	Bo Jackson	22	114	11-27-95 at SD	Harvey Williams	20	101
11-17-85 vs. Cin.	Marcus Allen	31	135	10-28-12 at KC	Darren McFadden	29	114	11-6-77 vs. Sea.	Clarence Davis	18	100
12-8-85 at Den.	Marcus Allen	25	135	9-8-65 at Bos.	Clem Daniels	20	113	11-25-79 at Den.	Booker Russell	8	100
12-28-02 vs. KC	Charlie Garner	29	135	9-23-12 vs. Pit.	Darren McFadden	18	113	10-3-99 at Sea.	Tyrone Wheatley	20	100
11-5-78 at KC	Arthur Whittington	26	134	12-11-77 vs. Min.	Mark van Eeghen	28	112	11-24-02 at Ari.	Charlie Garner	16	100
11-5-95 at Cin.	Harvey Williams	24	134	10-26-97 at Sea.	Napoleon Kaufman	12	112				
				11-5-00 vs. KC	Tyrone Wheatley	20	112				



Darren McFadden



100 YARDS RECEIVING

Game	Name	Rec Yds	12-5-04 vs. KC	Ronald Curry	9 141	11-4-96 vs. Den.	Tim Brown	8 126
12-22-63 vs. HouO	Art Powell	10 247	12-1-83 at SD	Todd Christensen	8 140	9-28-03 vs. SD	Jerry Rice	7 126
10-8-65 at Bos.	Art Powell	11 206	12-26-98 vs. KC	Tim Brown	10 140	11-3-68 vs. KC	Warren Wells	6 125
10-11-70 vs. Den.	Warren Wells	7 198	10-18-09 vs. Phi.	Zach Miller	6 139	11-17-74 vs. SD	Cliff Branch	7 125
11-30-86 vs. Phi.	Jessie Hester	4 193	12-1-74 vs. NE	Cliff Branch	6 138	11-23-80 at Phi.	Cliff Branch	4 125
10-24-99 vs. NYJ	Tim Brown	11 190	9-19-82 at Atl.	Cliff Branch	6 138	12-24-89 at NYG	Mervyn Fernandez	6 125
12-5-93 at Buf.	Tim Brown	10 183	11-21-93 at SD	James Jett	7 138	10-22-95 vs. Ind.	Raghib Ismail	3 125
9-7-63 at HouO	Art Powell	7 181	11-24-68 at Cin.	Fred Biletnikoff	8 137	11-30-97 vs. Mia.	Tim Brown	8 125
12-21-86 vs. Ind.	Rod Barksdale	6 179	11-2-69 at Cin.	Warren Wells	5 136	10-13-74 at SD	Cliff Branch	7 124
1-2-94 vs. Den.	Tim Brown	11 173	10-3-76 at NE	Dave Casper	12 136	9-12-76 vs. Pit.	Dave Casper	7 124
10-7-84 vs. Sea.	Marcus Allen	4 173	12-18-83 vs. SD	Todd Christensen	8 136	10-25-87 vs. Sea.	Todd Christensen	8 124
11-20-86 at GB	Todd Christensen	11 173	9-18-94 at Den.	Tim Brown	7 136	9-24-89 at Den.	Mervyn Fernandez	4 124
9-15-63 vs. Buf.	Clem Daniels	3 172	9-13-64 vs. Bos.	Art Powell	7 135	12-4-60 vs. LACH.	Charles Hardy	4 123
10-8-00 at SF	Tim Brown	7 172	10-24-76 vs. GB	Cliff Branch	4 135	10-20-80 at Pit.	Cliff Branch	5 123
10-10-76 at SD	Cliff Branch	5 167	9-24-95 vs. Phi.	Daryl Hobbs	7 135	11-17-91 vs. Sea.	Ethan Horton	7 123
12-21-97 vs. Jac.	Tim Brown	14 164	11-28-04 at Den.	Jerry Porter	6 135	10-2-05 vs. Dal.	Randy Moss	4 123
12-8-68 vs. Den.	Warren Wells	10 163	10-28-85 vs. SD	Todd Christensen	7 134	10-30-05 at Ten.	Jerry Porter	6 123
11-7-76 at Chi.	Cliff Branch	5 163	12-3-89 vs. Den.	Mike Dyal	4 134	11-10-11 at SD	Denarius Moore	5 123
11-2-97 at Car.	Tim Brown	10 163	9-23-90 vs. Pit.	Mervyn Fernandez	8 134	11-21-81 vs. SD	Derrick Ramsey	4 122
11-19-95 vs. Dal.	Tim Brown	12 161	9-18-66 vs. KC	Art Powell	9 133	12-2-84 at Mia.	Dokie Williams	2 122
12-22-03 vs. GB	Jerry Rice	10 159	11-24-68 at Cin.	Warren Wells	7 133	9-26-88 at Den.	Steve Smith	6 122
11-23-67 at KC	Fred Biletnikoff	6 158	9-9-01 at KC	Tim Brown	8 133	1-2-00 at KC	Tim Brown	6 122
11-2-86 vs. Den.	Todd Christensen	11 158	10-13-02 at Den.	Jerry Rice	7 133	11-13-00 at Den.	Tim Brown	10 122
8-31-97 at Tenn.	Tim Brown	8 158	9-9-07 vs. SD	Ronald Curry	10 133	10-3-10 vs. HouT	Zach Miller	11 122
9-16-79 at Sea.	Cliff Branch	7 156	12-8-63 vs. SD	Art Powell	6 132	10-16-64 at Bos.	Art Powell	7 121
10-31-93 vs. SD	Tim Brown	5 156	9-20-69 vs. Mia.	Fred Biletnikoff	9 132	11-24-74 vs. Den.	Fred Biletnikoff	8 121
10-1-85 at NYJ	Tim Brown	8 156	9-23-75 vs. BalC	Cliff Branch	7 132	9-26-99 vs. Chi.	Tim Brown	9 121
11-30-75 vs. Atl.	Cliff Branch	7 155	12-6-87 vs. Buf.	James Lofton	6 132	11-17-68 vs. NYJ	Fred Biletnikoff	7 120
12-2-62 at SD	Dick Dorsey	2 155	11-20-94 vs. NO	Tim Brown	8 132	9-24-84 vs. SD	Todd Christensen	8 120
10-23-88 at NO	Mervyn Fernandez	4 155	9-8-85 vs. NYJ	Dokie Williams	5 131	9-22-96 vs. SD	Tim Brown	11 120
9-8-97 vs. KC	Tim Brown	11 155	9-10-89 vs. SD	Willie Gault	4 131	11-18-07 at Min.	Ronald Curry	4 120
12-18-11 vs. Det.	Darius Heyward-Bey	8 155	11-18-01 vs. SD	Jerry Rice	8 131	10-4-69 at Mia.	Fred Biletnikoff	9 119
9-21-97 at NYJ	Tim Brown	10 153	9-18-88 vs. LARm.	James Lofton	4 130	12-10-89 vs. PhoC	Mervyn Fernandez	5 119
11-30-69 at NYJ	Warren Wells	5 152	10-7-90 at Buf.	Mervyn Fernandez	5 130	9-26-10 at Ari.	Louis Murphy	5 119
10-25-64 vs. Den.	Art Powell	9 152	10-23-94 vs. Atl.	Tim Brown	8 130	10-24-65 vs. Bos.	Fred Biletnikoff	7 118
10-16-83 at Sea.	Todd Christensen	11 152	9-8-05 at NE	Randy Moss	5 130	10-27-68 vs. Cin.	Warren Wells	5 118
9-22-63 vs. Bos.	Art Powell	8 150	1-1-12 vs. SD	Darius Heyward-Bey	9 130	11-28-93 at Cin.	James Jett	4 117
12-3-95 vs. KC	Tim Brown	10 150	12-2-12 vs. Cle.	Brandon Myers	14 130	12-22-90 at Min.	Willie Gault	2 117
10-17-71 vs. Phi.	Fred Biletnikoff	8 148	10-16-66 at KC	Hewritt Dixon	5 129	11-14-99 vs. SD	Tim Brown	7 117
9-21-97 at NYJ	James Jett	5 148	9-16-84 at KC	Malcolm Barnwell	8 129	11-13-00 at Den.	Andre Rison	6 117
12-19-04 vs. Ten.	Jerry Porter	8 148	10-22-06 vs. Ari.	Randy Moss	7 129	11-25-01 at NYG	Tim Brown	6 117
11-7-10 vs. KC	Jacoby Ford	6 148	10-31-71 vs. KC	Fred Biletnikoff	7 128	9-6-02 at Buf.	Jerry Porter	7 117
11-5-89 vs. Cin.	Willie Gault	2 147	12-21-81 at SD	Bob Chandler	6 128	9-11-60 vs. HouO	Tony Teresa	6 116
9-18-11 at Buf.	Denarius Moore	5 146	12-18-82 vs. LARm.	Cliff Branch	5 128	12-12-65 vs. NYJ	Art Powell	4 116
10-14-01 at Ind.	Tim Brown	7 145	11-8-87 at Min.	James Lofton	4 128	11-24-66 vs. Buf.	Art Powell	4 116
11-3-68 vs. KC	Fred Biletnikoff	8 144	12-6-09 at Pit.	Louis Murphy	4 128	10-22-73 at Den.	Fred Biletnikoff	8 116
9-29-02 vs. Ten.	Jerry Rice	7 144	12-15-63 vs. Den.	Clem Daniels	5 127	10-22-73 at Den.	Mike Siani	3 116
12-28-02 vs. KC	Tim Brown	13 144	11-10-68 at Den.	Warren Wells	3 127	9-12-85 at KC	Todd Christensen	11 116
11-29-64 at Den.	Art Powell	5 143	9-27-70 at SD	Warren Wells	7 127	10-18-93 at Den.	Tim Brown	6 116
9-28-86 vs. SD	Dokie Williams	8 143	12-24-95 vs. Den.	Tim Brown	8 127	11-9-97 vs. NO	Rickey Dudley	5 116
10-8-95 vs. Sea.	Tim Brown	5 143	9-13-98 vs. NYG	Tim Brown	6 127	9-20-98 vs. Den.	James Jett	5 116
11-20-05 at Was.	Jerry Porter	6 142	9-18-05 vs. KC	Randy Moss	5 127	12-31-05 vs. NYG	Randy Moss	7 116
10-10-64 at NYJ	Art Powell	6 141	12-3-79 at NO	Cliff Branch	7 126	10-16-64 at Bos.	Bo Roberson	3 115

100 YARDS RECEIVING

11-22-70 vs. SD	Fred Biletnikoff	6	115	11-24-02 at Ari.	Jerry Rice	7	110	12-8-98 at Bal.	Rickey Dudley	6	105
11-13-77 vs. HouO	Cliff Branch	8	115	9-28-03 vs. SD	Tim Brown	6	110	10-31-10 vs. Sea.	Darius Heyward-Bey	5	105
10-2-11 vs. NE	Darius Heyward-Bey	4	115	11-28-04 at Den.	Ronald Curry	6	110	11-6-11 vs. Den.	Jacoby Ford	5	105
9-17-67 vs. Bos.	Billy Cannon	4	114	12-27-09 at Cle.	Zach Miller	9	110	9-2-66 at Mia.	Art Powell	8	104
11-13-83 vs. Den.	Todd Christensen	8	114	11-7-65 at HouJ	Clem Daniels	3	109	10-10-76 at SD	Dave Casper	7	104
11-5-72 at KC	Fred Biletnikoff	10	114	10-23-66 at NYJ	Art Powell	5	109	10-30-83 vs. Sea.	Marcus Allen	8	104
11-28-88 at Sea.	Tim Brown	4	114	11-20-66 at Den.	Billy Cannon	2	109	12-21-86 vs. Ind.	Todd Christensen	9	104
9-20-92 vs. Cle.	Sam Graddy	6	114	12-11-66 vs. Den.	Art Powell	4	109	10-2-88 vs. Cin.	Mervyn Fernandez	4	104
10-7-01 vs. Dal.	Tim Brown	7	114	10-22-67 at Bos.	Fred Biletnikoff	3	109	9-13-92 at Cin.	Tim Brown	6	104
12-15-68 at SD	Warren Wells	4	113	11-26-70 at Det.	Fred Biletnikoff	7	109	12-19-93 vs. TB	Alexander Wright	6	104
9-20-70 at Cin.	Fred Biletnikoff	6	113	9-16-79 at Sea.	Cliff Branch	10	109	12-6-98 vs. Mia.	Tim Brown	9	104
12-7-61 at Was.	Fred Biletnikoff	9	113	12-1-85 at Atl.	Todd Christensen	7	109	12-8-02 at SD	Doug Jolley	6	104
11-16-86 vs. Cle.	Dokie Williams	3	113	12-26-99 at SD	Tim Brown	3	109	10-14-12 at Atl.	Denarius Moore	5	104
10-9-88 vs. Mia.	James Lofton	5	113	11-3-74 at Den.	Cliff Branch	5	108	10-31-76 vs. Den.	Cliff Branch	3	103
12-18-88 vs. Sea.	Mervyn Fernandez	4	113	10-21-79 at NYJ	Mark van Eeghen	7	108	9-30-90 vs. Chi.	Willie Gault	4	103
10-1-89 vs. Sea.	Mervyn Fernandez	7	111	12-18-88 vs. Sea.	Willie Gault	2	108	11-11-02 at Den.	Jerry Rice	9	103
10-31-99 vs. Mia.	Tim Brown	7	113	12-30-01 at Den.	Jerry Rice	9	108	12-7-69 vs. Cin.	Warren Wells	4	102
12-8-02 at SD	Jerry Rice	7	113	11-28-10 vs. Mia.	Jacoby Ford	4	108	11-10-74 vs. Det.	Cliff Branch	5	102
10-24-04 vs. NO	Jerry Porter	6	113	11-11-62 vs. HouO	Bo Roberson	3	107	9-7-86 at Den.	Marcus Allen	6	102
10-30-66 at Bos.	Clem Daniels	5	112	10-6-68 vs. Bos.	Fred Biletnikoff	6	107	10-2-88 vs. Cin.	Willie Gault	4	102
12-6-76 vs. Cin.	Cliff Branch	6	112	10-25-70 vs. Pit.	Raymond Chester	5	107	11-19-89 at HouO	Mervyn Fernandez	5	102
11-5-78 at KC	Dave Casper	7	112	9-10-78 at SD	Morris Bradshaw	4	107	9-9-91 at HouO	Sam Graddy	3	103
10-2-83 at Was.	Calvin Muhammad	5	112	11-9-86 at Dal.	Dokie Williams	5	107	12-17-95 at Sea.	Tim Brown	3	102
11-10-85 at SD	Todd Christensen	7	112	10-28-91 at KC	Mervyn Fernandez	3	107	10-29-67 vs. SD	Clem Daniels	4	101
12-13-87 at KC	James Lofton	5	112	12-18-94 at Sea.	Tim Brown	4	107	10-19-69 vs. Buf.	Warren Wells	5	101
10-13-96 vs. Det.	James Jett	7	112	10-26-97 at Sea.	Tim Brown	7	107	10-3-77 at KC	Dave Casper	7	101
9-7-03 at Ten.	Charlie Garner	8	112	12-6-64 vs. Buf.	Art Powell	9	106	12-10-90 at Det.	Willie Gault	3	101
10-25-64 vs. Den.	Billy Cannon	5	111	9-21-68 at Mia.	Warren Wells	3	106	10-23-05 vs. Buf.	Doug Gabriel	5	101
9-17-72 at Pit.	Mike Siani	4	111	12-8-91 vs. Buf.	Tim Brown	2	106	1-1-12 vs. SD	Denarius Moore	3	101
9-16-73 at Min.	Mike Siani	6	111	9-28-97 vs. SL.	Rickey Dudley	5	106	9-10-78 at SD	Dave Casper	5	100
12-12-82 at KC	Cliff Branch	5	111	12-20-98 at SD	James Jett	5	106	10-5-97 vs. SD	Napoleon Kaufman	3	100
10-10-64 at NYJ	Billy Cannon	6	110	12-23-06 vs. KC	Ronald Curry	11	106	9-25-05 at Phi.	Courtney Anderson	5	100
12-7-67 vs. NYJ	Fred Biletnikoff	5	110	9-11-60 vs. HouO	Jack Larscheid	5	105	12-31-05 vs. NYG	Doug Gabriel	8	100
11-9-69 vs. Den.	Fred Biletnikoff	4	110	11-16-69 vs. SD	Warren Wells	2	105	12-6-12 vs. Den.	Rod Streater	4	100
10-19-70 vs. Was.	Raymond Chester	8	110	11-11-73 vs. Pit.	Fred Biletnikoff	4	105				
11-28-76 vs. TB	Cliff Branch	5	110	9-28-86 vs. SD	Todd Christensen	8	105				

1,000 YARDS RUSHING

Yds	Name	Year
1,759	Marcus Allen	1985
1,294	Napoleon Kaufman	1997
1,273	Mark van Eeghen	1977
1,168	Marcus Allen	1984
1,157	Darren McFadden	2010
1,114	Harvey Williams	1995
1,100	Marv Hubbard	1972
1,099	Clem Daniels	1963
1,080	Mark van Eeghen	1978
1,046	Tyrone Wheatley	2000
1,025	LaMont Jordan	2005
1,014	Marcus Allen	1983
1,012	Mark van Eeghen	1976
1,009	Justin Fargas	2007

1,000 YARDS RECEIVING

Yds	Name	Year
1,408	Tim Brown	1997
1,361	Art Powell	1964
1,344	Tim Brown	1999
1,342	Tim Brown	1995
1,309	Tim Brown	1994
1,304	Art Powell	1963
1,260	Warren Wells	1969
1,247	Todd Christensen	1983
1,211	Jerry Rice	2002
1,180	Tim Brown	1993
1,165	Tim Brown	2001
1,153	Todd Christensen	1986
1,139	Jerry Rice	2001
1,137	Warren Wells	1968
1,128	Tim Brown	2000
1,111	Cliff Branch	1976
1,104	Tim Brown	1996
1,092	Cliff Branch	1974
1,069	Mervyn Fernandez	1989
1,037	Fred Biletnikoff	1968
1,026	Art Powell	1966
1,012	Tim Brown	1998
1,007	Todd Christensen	1984
1,005	Randy Moss	2005


3,000 YARDS PASSING

Yds	Name	Year
4,689	Rich Gannon	2002
4,018	Carson Palmer	2012
3,917	Jeff George	1997
3,840	Rich Gannon	1999
3,828	Rich Gannon	2001
3,759	Kerry Collins	2005
3,615	Ken Stabler	1979
3,495	Kerry Collins	2004
3,430	Rich Gannon	2000
3,334	Jeff Hostetler	1994
3,302	Daryle Lamonica	1969
3,245	Daryle Lamonica	1968
3,242	Jeff Hostetler	1993
3,228	Daryle Lamonica	1967



300 YARDS PASSING

Game	Name	A-C Yds	Game	Name	A-C Yds	Game	Name	A-C Yds
10-25-64 vs. Den.	Cotton Davidson	36-23 427	11-20-86 at SD	Jim Plunkett	40-23 348	12-18-82 vs. LaRm.	Jim Plunkett	34-22 321
10-31-93 vs. SD	Jeff Hostetler	32-20 424	9-28-03 vs. SD	Rich Gannon	43-26 348	12-5-94 at SD	Jeff Hostetler	29-22 319
1-1-12 vs. SD	Carson Palmer	43-28 417	9-7-86 at Den.	Marc Wilson	33-20 346	11-28-82 at Cin.	Jim Plunkett	41-26 318
11-4-12 vs. TB	Carson Palmer	61-39 414	9-25-05 at Phi.	Kerry Collins	42-24 345	10-23-83 at Dal.	Marc Wilson	49-26 318
12-22-63 vs. HouO	Tom Flores	29-17 407	9-21-68 at Mia.	Daryle Lamonica	24-15 344	11-1-64 at SD	Cotton Davidson	45-19 317
9-15-02 at Pit.	Rich Gannon	64-43 403	11-18-07 at Min.	Daunte Culpepper	39-23 344	9-7-80 at KC	Dan Pastorini	37-19 317
9-20-92 vs. Cle.	Todd Marinovich	53-33 395	10-2-11 vs. NE	Jason Campbell	39-25 344	10-29-67 vs. SD	Daryle Lamonica	30-13 316
11-13-00 at Den.	Rich Gannon	53-30 382	9-16-79 at Sea.	Ken Stabler	37-25 343	9-15-63 vs. Buf.	Cotton Davidson	29-14 315
9-29-02 vs. Tenn.	Rich Gannon	39-29 381	12-5-04 vs. KC	Kerry Collins	41-27 343	9-28-86 vs. SD	Marc Wilson	28-19 314
9-13-92 at Cin.	Jay Schroeder	40-25 380	9-12-76 vs. Pit.	Ken Stabler	38-21 342	10-19-69 vs. Buf.	Daryle Lamonica	36-21 313
9-18-88 vs. LaRm.	Steve Beuerlein	38-19 375	12-16-79 vs. Sea.	Ken Stabler	47-31 342	10-22-73 at Den.	Ken Stabler	24-16 313
9-21-97 vs. NYJ	Jeff George	38-26 374	12-2-02 vs. NYJ	Rich Gannon	42-31 342	9-16-84 at KC	Jim Plunkett	47-28 313
9-16-12 at Mia.	Carson Palmer	48-24 373	9-9-01 at KC	Rich Gannon	46-31 341	12-30-01 at Den.	Rich Gannon	49-35 313
10-2-83 at Wash.	Jim Plunkett	29-16 372	11-24-02 at Ari.	Rich Gannon	45-27 340	9-9-07 vs. Det.	Josh McCown	47-28 313
12-19-04 vs. Ten.	Kerry Collins	37-21 371	10-10-76 at SD	Ken Stabler	26-20 339	11-18-12 vs. NO	Carson Palmer	40-22 312
10-27-68 at Cin.	Daryle Lamonica	32-24 368	12-13-87 at KC	Marc Wilson	38-22 339	11-17-68 vs. NYJ	Daryle Lamonica	34-21 311
11-11-12 at Bal.	Carson Palmer	45-29 368	11-28-04 at Den.	Kerry Collins	45-26 339	11-18-01 vs. SD	Rich Gannon	38-25 311
11-2-86 vs. Den.	Marc Wilson	47-25 367	9-18-94 at Den.	Jeff Hostetler	33-21 338	1-2-94 vs. Den.	Jeff Hostetler	41-25 310
12-18-11 vs. Det.	Carson Palmer	40-32 367	10-16-64 vs. Bos.	Cotton Davidson	34-16 337	11-20-94 vs. NO	Jeff Hostetler	28-22 310
11-30-86 vs. Phi.	Jim Plunkett	42-16 366	12-6-87 vs. Buf.	Marc Wilson	32-21 337	10-8-00 at SF	Rich Gannon	43-21 310
10-11-70 vs. Den.	Daryle Lamonica	37-20 364	12-2-02 vs. NYJ	Daryle Lamonica	32-16 336	11-13-05 vs. Den.	Kerry Collins	50-26 310
9-24-84 vs. SD	Jim Plunkett	33-24 363	10-22-95 vs. Ind.	Vince Evans	35-23 335	10-31-10 vs. Sea.	Jason Campbell	27-15 310
10-20-02 vs. SD	Rich Gannon	45-35 361	10-27-02 at Ari.	Rich Gannon	55-35 334	10-7-84 vs. Sea.	Marc Wilson	19-12 309
10-21-79 at NYJ	Ken Stabler	47-29 360	11-30-69 at NYJ	Daryle Lamonica	28-19 333	12-6-09 at Pit.	Bruce Gradkowski	33-20 308
11-22-64 vs. NYJ	Cotton Davidson	35-20 358	10-8-95 vs. Sea.	Jeff Hostetler	33-20 333	9-10-78 at SD	Ken Stabler	35-15 307
10-6-02 at Buf.	Rich Gannon	38-23 357	12-27-09 at Cle.	Charlie Frye	45-26 333	9-12-04 at Pit.	Rich Gannon	37-20 305
12-8-68 vs. Den.	Daryle Lamonica	42-22 354	12-18-83 vs. SD	Jim Plunkett	30-21 332	10-28-73 at BalC	Ken Stabler	29-25 304
12-18-88 vs. Sea.	Jay Schroeder	49-22 354	10-21-84 at SD	Marc Wilson	37-24 332	11-2-97 at Car.	Jeff George	38-24 304
10-14-12 at Atl.	Carson Palmer	33-23 353	10-13-02 at StL.	Rich Gannon	45-30 332	12-12-82 at KC	Jim Plunkett	33-18 303
11-3-68 vs. KC	Daryle Lamonica	32-18 352	11-6-11 vs. Den.	Carson Palmer	35-19 332	9-12-85 at KC	Jim Plunkett	48-34 303
10-24-99 vs. NYJ	Rich Gannon	51-26 352	12-31-05 vs. NYG	Kerry Collins	48-26 331	9-13-98 vs. NYG	Jeff George	44-25 303
11-11-02 at Den.	Rich Gannon	38-34 352	12-8-02 at SD	Rich Gannon	41-26 328	12-2-01 vs. Ari.	Rich Gannon	45-29 302
12-2-12 vs. Cle.	Carson Palmer	54-34 351	10-2-88 vs. Cin.	Jay Schroeder	44-17 324	10-16-66 at KC	Tom Flores	24-14 301
10-24-04 vs. NO	Kerry Collins	45-26 350	1-2-00 at KC	Rich Gannon	47-25 324	11-27-11 vs. Chi.	Carson Palmer	37-21 301
12-3-67 at SD	Daryle Lamonica	34-21 349	12-12-10 at Jac.	Jason Campbell	30-21 324			
			9-18-11 at Buf.	Jason Campbell	33-23 323			



Jim Plunkett

RAIDERS VS. NFL

Opponent	First mtg	REGULAR SEASON						POSTSEASON				PRESEASON			
		W	L	T	Pct	PF	PA	W	L	Pct	PF	PA	W	L	T
Arizona Cardinals	1973	5	3	0	.625	197	165	0	0	--	0	0	7	6	0
Atlanta Falcons	1971	7	6	0	.539	332	292	0	0	--	0	0	3	1	0
Baltimore Ravens	1996	1	6	0	.143	93	177	0	1	.000	3	16	0	0	0
Buffalo Bills	1960	19	17	0	.528	829	754	0	2	.000	26	80	5	1	0
Carolina Panthers	1997	2	3	0	.400	105	105	0	0	--	0	0	0	0	0
Chicago Bears	1972	7	6	0	.539	229	234	0	0	--	0	0	5	4	0
Cincinnati Bengals	1968	18	9	0	.667	630	514	2	0	1.000	51	38	0	0	0
Cleveland Browns	1970	11	9	0	.550	427	357	2	0	1.000	41	22	1	3	0
Dallas Cowboys	1974	6	4	0	.600	198	225	0	0	--	0	0	18	10	0
Denver Broncos	1960	59	44	2	.573	2,285	2,099	1	1	.500	59	44	7	4	0
Detroit Lions	1970	6	5	0	.545	265	223	0	0	--	0	0	5	1	0
Green Bay Packers	1972	5	6	0	.455	184	248	0	1	.000	14	33	5	3	0
Houston Texans	2004	2	5	0	.286	130	173	0	0	--	0	0	0	1	0
Indianapolis Colts	1971	7	5	0	.583	285	268	1	1	.500	54	58	2	4	0
Jacksonville Jaguars	1996	2	4	0	.333	100	146	0	0	--	0	0	0	0	0
Kansas City Chiefs	1960	50	53	2	.485	2,036	2,130	1	2	.333	54	33	1	8	0
Miami Dolphins	1966	16	15	1	.516	645	644	3	1	.750	86	67	0	3	0
Minnesota Vikings	1973	9	4	0	.692	321	250	1	0	1.000	32	14	1	3	0
New England Patriots	1960	14	15	1	.483	751	684	1	2	.333	57	64	6	5	1
New Orleans Saints	1971	5	6	1	.455	251	283	0	0	--	0	0	2	3	0
New York Giants	1973	7	4	0	.636	234	201	0	0	--	0	0	0	0	0
New York Jets	1960	21	15	2	.583	885	822	2	2	.500	105	78	7	2	0
Philadelphia Eagles	1971	5	5	0	.500	212	160	1	0	1.000	27	10	3	2	0
Pittsburgh Steelers	1970	11	9	0	.550	409	419	3	3	.500	125	84	1	2	0
St. Louis Rams	1972	8	4	0	.667	257	226	0	0	--	0	0	11	7	0
San Diego Chargers	1960	57	47	2	.548	2,334	2,279	1	0	1.000	34	27	7	7	0
San Francisco 49ers	1970	6	6	0	.500	216	278	0	0	--	0	0	19	20	0
Seattle Seahawks	1977	28	23	0	.549	1,150	1,078	1	1	.500	37	27	3	8	0
Tampa Bay Buccaneers	1976	6	2	0	.750	249	158	0	1	.000	21	48	0	1	0
Tennessee Titans	1960	23	19	0	.548	950	996	4	0	1.000	164	45	5	5	0
Washington Redskins	1970	7	4	0	.636	251	239	1	0	1.000	38	9	1	4	0
TOTALS		430	363	11	.542	17,440	16,827	25	18	.581	1,028	797	125	118	1

Note: Tie games were not included in winning percentage from 1921-71

- 1 - Phoenix Cardinals (1988-93); St. Louis Cardinals (1960-87)
- 2 - Did not play (1996-98); rejoined NFL as expansion team in 1999
- 3 - Baltimore Colts (1953-83)
- 4 - Dallas Texans (1960-62)

- 5 - Boston Patriots (1960-70)
- 6 - New York Titans (1960-62)
- 7 - Los Angeles Rams (1946-94)
- 8 - Los Angeles Chargers (1960)
- 9 - Tennessee Oilers (1997-98); Houston Oilers (1960-96)



RAIDERS vs. ARIZONA

Raiders lead series, 5-3

1973	Oakland 17, at St. Louis 10
1983	St. Louis 34, at Los Angeles 24
1989	at Los Angeles 16, Phoenix 14
1998	Oakland 23, at Arizona 20
2001	Arizona 34, at Oakland 31 (OT)
2002	Oakland 41, at Arizona 20
2006	at Oakland 22, Arizona 9
2010	at Arizona 24, Oakland 23

*Franchise in St. Louis prior to 1988; known as Phoenix Cardinals prior to 1994.

RAIDERS vs. ATLANTA

Raiders lead series, 7-6

1971	at Atlanta 24, Oakland 13
1975	at Oakland 37, Atlanta 34 (OT)
1979	at Oakland 50, Atlanta 19
1982	Los Angeles 38, at Atlanta 14
1985	Los Angeles 34, at Atlanta 24
1988	Atlanta 12, at Los Angeles 6
1991	at Atlanta 21, Los Angeles 17
1994	at Los Angeles 30, Atlanta 17
1997	Oakland 36, at Atlanta 31
2000	at Oakland 41, Atlanta 14
2004	at Atlanta 35, Oakland 10
2008	Atlanta 24, at Oakland 0
2012	at Atlanta 23, Oakland 20

RAIDERS vs. BALTIMORE

Baltimore leads series, 6-1

1996	at Baltimore 19, Oakland 14
1998	at Baltimore 13, Oakland 10
2003	at Oakland 20, Baltimore 12
2006	at Baltimore 28, Oakland 6
2008	at Baltimore 29, Oakland 10
2009	Baltimore 21, at Oakland 13
2012	at Baltimore 55, Oakland 20

RAIDERS vs. BUFFALO

Raiders lead series, 19-17

1960	at Buffalo 38, Oakland 9
	at Oakland 20, Buffalo 7
1961	Oakland 31, at Buffalo 22
	Buffalo 26, at Oakland 21
1962	at Buffalo 14, Oakland 6
	Buffalo 10, at Oakland 6
1963	at Oakland 35, Buffalo 17
	at Buffalo 12, Oakland 0
1964	at Buffalo 23, Oakland 20
	at Oakland 16, Buffalo 13
1965	at Buffalo 17, Oakland 12
	Buffalo 17, at Oakland 14
1966	Buffalo 31, at Oakland 10
1967	Oakland 24, at Buffalo 20
	at Oakland 28, Buffalo 21
1968	Oakland 48, at Buffalo 6
	at Oakland 13, Buffalo 10
1969	at Oakland 50, Buffalo 21
1972	at Oakland 28, Buffalo 16
1974	at Buffalo 21, Oakland 20
1977	at Oakland 34, Buffalo 13
1980	at Buffalo 24, Oakland 7
1983	Los Angeles 27, at Buffalo 24
1987	at Los Angeles 34, Buffalo 21
1988	at Buffalo 37, Los Angeles 21

1990	at Buffalo 38, Los Angeles 24
1991	Buffalo 30, at Los Angeles 27 (OT)
1992	at Los Angeles 20, Buffalo 3
1993	Los Angeles 25, at Buffalo 24
1998	at Buffalo 44, Oakland 21
1999	Oakland 20, at Buffalo 14
2002	Oakland 49, at Buffalo 31
2004	at Oakland 13, Buffalo 10
2005	at Oakland 38, Buffalo 17
2008	at Buffalo 24, Oakland 23
2011	at Buffalo 38, Oakland 35

RAIDERS vs. CAROLINA

Carolina leads series, 3-2

1997	at Carolina 38, Oakland 14
2000	at Oakland 52, Carolina 9
2004	Oakland 27, at Carolina 24
2008	Carolina 17, at Oakland 6
2012	at Carolina 17, Oakland 6

RAIDERS vs. CHICAGO

Raiders lead series, 7-6

1972	at Oakland 28, Chicago 21
1976	Oakland 28, at Chicago 27
1978	Oakland 25, at Chicago 19 (OT)
1981	Chicago 23, at Oakland 6
1984	at Chicago 17, Los Angeles 6
1987	Chicago 6, at Los Angeles 3
1990	at Los Angeles 24, Chicago 10
1993	Los Angeles 16, at Chicago 14
1996	at Chicago 19, Oakland 17
1999	at Oakland 24, Chicago 17
2003	at Chicago 24, Oakland 21
2007	Chicago 17, at Oakland 6
2011	at Oakland 25, Chicago 20

RAIDERS vs. CINCINNATI

Raiders lead series, 18-9

1968	at Oakland 31, Cincinnati 10
	Oakland 34, at Cincinnati 0
1969	at Cincinnati 31, Oakland 17
	at Oakland 37, Cincinnati 17
1970	at Cincinnati 31, Oakland 21
1971	at Oakland 31, Cincinnati 27
1972	Oakland 20, at Cincinnati 14
1974	at Oakland 30, Cincinnati 27
1975	at Cincinnati 14, Oakland 10
1976	at Oakland 35, Cincinnati 20
1978	Oakland 34, at Cincinnati 21
1980	at Oakland 28, Cincinnati 17
1982	at Cincinnati 31, Los Angeles 17
1983	Los Angeles 20, at Cincinnati 10
1985	at Los Angeles 13, Cincinnati 6
1988	Cincinnati 45, at Los Angeles 21
1989	at Los Angeles 28, Cincinnati 7
1990	at Los Angeles 24, Cincinnati 7
1991	Los Angeles 38, at Cincinnati 14
1992	at Cincinnati 24, Los Angeles 21 (OT)
1993	at Cincinnati 16, Los Angeles 10
1995	Oakland 20, at Cincinnati 17
1998	at Oakland 27, Cincinnati 10
2003	at Oakland 23, Cincinnati 20
2006	at Cincinnati 27, Oakland 10
2009	at Oakland 20, Cincinnati 17
2012	at Cincinnati 34, Oakland 10

RAIDERS vs. CLEVELAND

Raiders lead series, 11-9

1970	at Oakland 23, Cleveland 20
1971	Oakland 34, at Cleveland 20
1973	Cleveland 7, at Oakland 3
1974	Oakland 40, at Cleveland 24
1975	at Oakland 38, Cleveland 17
1977	Oakland 26, at Cleveland 10
1979	at Oakland 19, Cleveland 14
1985	Los Angeles 21, at Cleveland 20
1986	at Los Angeles 27, Cleveland 14
1987	Cleveland 24, at Los Angeles 17
1992	Cleveland 28, at Los Angeles 16
1993	Cleveland 19, at Los Angeles 16
2000	at Oakland 36, Cleveland 10
2003	at Cleveland 13, Oakland 7
2005	Cleveland 9, at Oakland 7
2006	Cleveland 24, at Oakland 21
2007	at Oakland 26, Cleveland 24
2009	at Cleveland 23, Oakland 9
2011	at Oakland 24, Cleveland 17
2012	Cleveland 20, at Oakland 17

RAIDERS vs. DALLAS

Raiders lead series, 6-4

1974	at Oakland 27, Dallas 23
1980	Dallas 19, at Oakland 13
1983	Los Angeles 40, at Dallas 38
1986	Cleveland 24, at Dallas 13
1992	Dallas 28, at Los Angeles 13
1995	Dallas 34, at Oakland 21
1998	Oakland 13, at Dallas 12
2001	at Oakland 28, Dallas 21
2005	at Oakland 19, Dallas 13
2009	at Dallas 24, Oakland 7



Charles Woodson

RAIDERS vs. NFL



Marcus Allen

RAIDERS vs. DENVER

Raiders lead series, 59-44-2

1960	at Denver 31, Oakland 14 at Oakland 48, Denver 10
1961	at Oakland 33, Denver 19 at Denver 27, Oakland 24
1962	at Denver 44, Oakland 7 Denver 23, at Oakland 6
1963	Oakland 26, at Denver 10 at Oakland 35, Denver 31
1964	at Oakland 40, Denver 7 at Denver 20, Oakland 20
1965	Oakland 28, at Denver 20 at Oakland 24, Denver 13
1966	Oakland 17, at Denver 3 at Oakland 28, Denver 10
1967	at Oakland 51, Denver 0 Oakland 21, at Denver 17
1968	Oakland 43, at Denver 7 at Oakland 33, Denver 27
1969	Oakland 24, at Denver 14 at Oakland 41, Denver 10
1970	at Oakland 35, Denver 23 Oakland 24, at Denver 19
1971	Oakland 27, at Denver 16 at Oakland 21, Denver 13
1972	Denver 30, at Oakland 23 Oakland 37, at Denver 20
1973	at Denver 23, Oakland 23 at Oakland 21, Denver 17
1974	Oakland 28, at Denver 17 Denver 20, at Oakland 17
1975	Oakland 42, at Denver 17 at Oakland 17, Denver 10
1976	Oakland 17, at Denver 10 at Oakland 19, Denver 6
1977	Denver 30, at Oakland 7 Oakland 24, at Denver 14
1978	at Denver 14, Oakland 6 Denver 21, at Oakland 6
1979	at Oakland 27, Denver 3 Oakland 14, at Denver 10
1980	at Oakland 9, Denver 3 Oakland 24, at Denver 21
1981	at Denver 9, Oakland 7 Denver 17, at Oakland 0
1982	at Los Angeles 27, Denver 10

1983	Los Angeles 22, at Denver 7 at Los Angeles 22, Denver 20
1984	at Denver 16, Los Angeles 13 Denver 22, at Los Angeles 19 (OT)
1985	at Los Angeles 31, Denver 28 (OT) Los Angeles 17, at Denver 14 (OT)
1986	at Denver 38, Los Angeles 36 Denver 21, at Los Angeles 10
1987	at Denver 30, Los Angeles 14 Denver 23, at Los Angeles 17
1988	Los Angeles 30, at Denver 27 (OT) at Los Angeles 21, Denver 20
1989	at Denver 31, Los Angeles 21 at Los Angeles 16, Denver 13 (OT)
1990	at Los Angeles 14, Denver 9 Los Angeles 23, at Denver 20
1991	at Los Angeles 16, Denver 13 Los Angeles 17, at Denver 16
1992	at Denver, 17, Los Angeles 13 at Los Angeles 24, Denver 0
1993	Los Angeles 23, at Denver 20 at Los Angeles 33, Denver 30 (OT)
1994	Los Angeles 48, at Denver 16 at Los Angeles 23, Denver 13
1995	at Denver 27, Oakland 0 Denver 31, at Oakland 28
1996	Denver 22, at Oakland 21 at Denver 24, Oakland 19
1997	at Oakland 28, Denver 25 at Denver 31, Oakland 3
1998	Denver 34, at Oakland 17 at Denver 40, Oakland 14
1999	Denver 16, at Oakland 13 at Denver 27, Oakland 21 (OT)
2000	Denver 33, at Oakland 24 at Denver 27, Oakland 24
2001	at Oakland 38, Denver 28 at Denver 23, Oakland 17
2002	Oakland 34, at Denver 10 at Oakland 28, Denver 16
2003	at Denver 31, Oakland 10 Denver 22, at Oakland 8
2004	Denver 31, at Oakland 3 Oakland 25, at Denver 24
2005	Denver 31, at Oakland 17 at Denver 22, Oakland 3
2006	at Denver 13, Oakland 3 Denver 17, at Oakland 13
2007	at Denver 23, Oakland 20 (OT) at Oakland 34, Denver 20
2008	Denver 41, at Oakland 14 Oakland 31, at Denver 10
2009	Denver 23, at Oakland 3 Oakland 20, at Denver 19
2010	Oakland 59, at Denver 14 at Oakland 39, Denver 23
2011	Oakland 23, at Denver 20 Denver 38, at Oakland 24
2012	at Denver 37, Oakland 6 Denver 26, at Oakland 13

RAIDERS vs. DETROIT

Raiders lead series, 6-5

1970	at Detroit 28, Oakland 14
1974	at Oakland 35, Detroit 13
1978	at Oakland 29, Detroit 17
1981	at Detroit 16, Oakland 0
1984	Los Angeles 24, at Detroit 3
1987	at Los Angeles 27, Detroit 7

1990	Los Angeles 38, at Detroit 31
1996	at Oakland 37, Detroit 21
2003	at Detroit 23, Oakland 13
2007	Detroit 36, at Oakland 21
2011	Detroit 28, at Oakland 27

RAIDERS vs. GREEN BAY

Green Bay leads series, 6-5

1972	Oakland 20, at Green Bay 14
1976	at Oakland 18, Green Bay 14
1978	Oakland 28, at Green Bay 3
1984	at Los Angeles 28, Green Bay 7
1987	Los Angeles 20, at Green Bay 0
1990	Green Bay 29, at Los Angeles 16
1993	at Green Bay 28, Los Angeles 0
1999	at Green Bay 28, Oakland 24
2003	Green Bay 41, at Oakland 7
2007	at Green Bay 38, Oakland 7
2011	at Green Bay 46, Oakland 16

RAIDERS vs. HOUSTON

Houston leads series, 5-2

2004	at Houston 30, Oakland 17
2006	Houston 23, at Oakland 14
2007	Houston 24, at Oakland 17
2008	at Oakland 27, Houston 16
2009	at Houston 29, Oakland 6
2010	Houston 31, at Oakland 24
2011	Oakland 25, at Houston 20

RAIDERS vs. INDIANAPOLIS

Raiders lead series, 7-5

1971	Baltimore 37, at Oakland 14
1973	Oakland 34, at Baltimore 21
1975	Oakland 31, at Baltimore 20
1984	at Los Angeles 21, Indianapolis 7
1986	Indianapolis 30, at Los Angeles 24
1991	at Los Angeles 16, Indianapolis 0
1995	at Oakland 30, Indianapolis 17
2000	Oakland 38, at Indianapolis 31
2001	Oakland 23, at Indianapolis 18
2004	at Indianapolis 35, Oakland 14
2007	Indianapolis 21, at Oakland 14
2010	Indianapolis 31, at Oakland 26

*Franchise in Baltimore prior to 1984.

RAIDERS vs. JACKSONVILLE

Jacksonville leads series, 4-2

1996	at Oakland 17, Jacksonville 3
1997	Jacksonville 20, at Oakland 9
2004	Jacksonville 13, at Oakland 6
2007	at Jacksonville 49, Oakland 11
2010	at Jacksonville 38, Oakland 31
2012	at Oakland 26, Jacksonville 23 (OT)

RAIDERS vs. KANSAS CITY

Kansas City leads series, 53-50-2

1960	Dallas 34, at Oakland 16
	Oakland 20, at Dallas 19
1961	Dallas 42, at Oakland 35
	at Dallas 43, Oakland 11
1962	Dallas 26, at Oakland 16
	at Dallas 35, Oakland 7
1963	at Oakland 10, Kansas City 7
	Oakland 22, at Kansas City 7
1964	Kansas City 21, at Oakland 9
	at Kansas City 42, Oakland 7
1965	at Oakland 37, Kansas City 10



1966 at Kansas City 14, Oakland 7
 Kansas City 32, at Oakland 10
 Oakland 34, at Kansas City 13
 1967 at Oakland 23, Kansas City 21
 Oakland 44, at Kansas City 22
 1968 at Kansas City 24, Oakland 10
 at Oakland 38, Kansas City 21
 1969 Oakland 27, at Kansas City 24
 at Oakland 10, Kansas City 6
 1970 Oakland 17, at Kansas City 17
 at Oakland 20, Kansas City 6
 1971 at Oakland 20, Kansas City 20
 at Kansas City 16, Oakland 14
 1972 at Kansas City 27, Oakland 14
 at Oakland 26, Kansas City 3
 1973 at Kansas City 16, Oakland 3
 at Oakland 37, Kansas City 7
 1974 at Oakland 27, Kansas City 7
 Oakland 7, at Kansas City 6
 1975 at Kansas City 42, Oakland 10
 at Oakland 28, Kansas City 20
 1976 Oakland 24, at Kansas City 21
 at Oakland 21, Kansas City 10
 1977 Oakland 37, at Kansas City 28
 at Oakland 21, Kansas City 20
 1978 at Oakland 28, Kansas City 6
 Oakland 20, at Kansas City 10
 1979 at Kansas City 35, Oakland 7
 Kansas City 24, at Oakland 21
 1980 Oakland 27, at Kansas City 14
 Kansas City 31, at Oakland 17
 1981 at Kansas City 27, Oakland 0
 Kansas City 28, at Oakland 17
 1982 Los Angeles 21, at Kansas City 16
 1983 at Los Angeles 21, Kansas City 20
 Los Angeles 28, at Kansas City 20
 1984 Los Angeles 22, at Kansas City 20
 at Los Angeles 17, Kansas City 7
 1985 at Kansas City 36, Los Angeles 20
 at Los Angeles 19, Kansas City 10
 1986 Los Angeles 24, at Kansas City 17
 Kansas City 20, at Los Angeles 17
 1987 at Los Angeles 35, Kansas City 17
 at Kansas City 16, Los Angeles 10
 1988 Los Angeles 27, at Kansas City 17
 at Los Angeles 17, Kansas City 10
 1989 at Kansas City 24, Los Angeles 19
 at Los Angeles 20, Kansas City 14
 1990 at Kansas City 9, Los Angeles 7
 Kansas City 27, at Los Angeles 24
 1991 at Kansas City 24, Los Angeles 21
 Kansas City 27, at Los Angeles 21
 1992 at Kansas City 27, Los Angeles 7
 at Los Angeles 28, Kansas City 7
 1993 at Kansas City 24, Los Angeles 9
 Kansas City 31, at Los Angeles 20
 1994 at Kansas City 13, Los Angeles 3
 Kansas City 19, at Los Angeles 9
 1995 at Kansas City 23, Oakland 17 (OT)
 Kansas City 29, at Oakland 23
 1996 at Kansas City 19, Oakland 3
 at Oakland 26, Kansas City 7
 1997 Kansas City 28, at Oakland 27
 at Kansas City 30, Oakland 0
 1998 at Kansas City 28, Oakland 8
 Kansas City 31, at Oakland 24
 1999 Kansas City 37, at Oakland 34
 Oakland 41, at Kansas City 38 (OT)
 2000 Oakland 20, at Kansas City 17
 at Oakland 49, Kansas City 31

2001 Oakland 27, at Kansas City 24
 at Oakland 28, Kansas City 26
 2002 at Kansas City 20, Oakland 10
 at Oakland 24, Kansas City 0
 2003 Kansas City 17, at Oakland 10
 at Kansas City 27, Oakland 24
 2004 Kansas City 34, at Oakland 27
 at Kansas City 31, Oakland 30
 2005 Kansas City 23, at Oakland 17
 at Kansas City 27, Oakland 23
 2006 at Kansas City 17, Oakland 13
 Kansas City 20, at Oakland 9
 2007 Kansas City 12, at Oakland 10
 Oakland 20, at Kansas City 17
 2008 Oakland 23, at Kansas City 8
 Kansas City 20, at Oakland 13
 2009 Oakland 13, at Kansas City 10
 Kansas City 16, at Oakland 10
 2010 at Oakland 23, Kansas City 20 (OT)
 Oakland 31, at Kansas City 10
 2011 Kansas City 28, at Oakland 0
 Oakland 16, at Kansas City 13 (OT)
 2012 Oakland 26, at Kansas City 16
 at Oakland 15, Kansas City 0

**Franchise known as Dallas Texans prior to 1963.*

RAIDERS vs. MIAMI

Raiders lead series, 16-15-1

1966 Oakland 23, at Miami 14
 at Oakland 21, Miami 10
 1967 at Oakland 31, Miami 17
 1968 Oakland 47, at Miami 21
 1969 at Oakland 20, Miami 17
 Oakland 20, at Miami 20
 1970 at Miami 20, Oakland 13
 1973 at Oakland 12, Miami 7
 1975 Oakland 31, at Miami 21
 1978 at Miami 23, Oakland 6
 1979 at Oakland 13, Miami 3
 1980 at Oakland 16, Miami 10
 1981 Oakland 33, at Miami 17
 1983 at Los Angeles 27, Miami 14
 1984 Los Angeles 45, at Miami 34
 1986 Los Angeles 30, at Miami 28
 1988 Miami 24, at Los Angeles 14
 1990 Los Angeles 13, at Miami 10
 1992 at Miami 20, Los Angeles 7
 1994 at Miami 20, Los Angeles 17 (OT)
 1996 at Oakland 17, Miami 7
 1997 Miami 34, at Oakland 16
 1998 Miami 27, at Oakland 17
 1999 Miami 16, at Oakland 9
 2001 at Miami 18, Oakland 15
 2002 at Miami 23, Oakland 17
 2005 Miami 33, at Oakland 21
 2007 Oakland 35, at Miami 17
 2008 at Miami 17, Oakland 15
 2010 Miami 33, at Oakland 17
 2011 at Miami 34, Oakland 14
 2012 at Miami 35, Oakland 13

RAIDERS vs. MINNESOTA

Raiders lead series, 9-4

1973 at Minnesota 24, Oakland 16
 1977 at Oakland 35, Minnesota 13
 1978 at Oakland 27, Minnesota 20
 1981 Oakland 36, at Minnesota 10
 1984 at Los Angeles 23, Minnesota 20

1987 at Minnesota 31, Los Angeles 20
 1990 Los Angeles 28, at Minnesota 24
 1993 at Los Angeles 24, Minnesota 7
 1996 Minnesota 16, at Oakland 13 (OT)
 1999 Oakland 22, at Minnesota 17
 2003 at Oakland 28, Minnesota 18
 2007 at Minnesota 29, Oakland 22
 2011 Oakland 27, at Minnesota 21

RAIDERS vs. *NEW ENGLAND

New England leads series, 15-14-1

1960 at Oakland 27, Boston 14
 at Boston 34, Oakland 28
 1961 at Boston 20, Oakland 17
 Boston 35, at Oakland 21
 1962 at Boston 26, Oakland 16
 at Oakland 20, Boston 0
 1963 Boston 20, at Oakland 14
 at Boston 20, Oakland 14
 Boston 17, at Oakland 14
 1964 Oakland 43, at Boston 43
 Oakland 24, at Boston 10
 1965 at Oakland 30, Boston 21
 at Boston 24, Oakland 21
 1966 at Oakland 35, Boston 7
 Oakland 48, at Boston 14
 1967 at Oakland 41, Boston 10
 1968 Oakland 41, Boston 10
 1969 Oakland 38, at Boston 23
 1971 at New England 20, Oakland 6
 1974 at Oakland 41, New England 26
 1976 at New England 48, Oakland 17
 1978 New England 21, at Oakland 14
 1981 at Oakland 27, New England 17
 1985 Los Angeles 35, at New England 20
 1987 at New England 26, Los Angeles 23
 1989 at Los Angeles 24, New England 21
 1994 Los Angeles 21, at New England 17
 2002 at Oakland 27, New England 20
 2005 at New England 30, Oakland 20
 2008 New England 49, at Oakland 26
 2011 New England 31, at Oakland 19

**Franchise known as Boston Patriots prior to 1971.*

RAIDERS vs. NEW ORLEANS

New Orleans leads series, 6-5-1

1971 Oakland 21, at New Orleans 21
 1975 at Oakland 48, New Orleans 10
 1979 Oakland 42, at New Orleans 35
 1985 at Los Angeles 23, New Orleans 13
 1988 at New Orleans 20, Los Angeles 6
 1991 at New Orleans 27, Los Angeles 0
 1994 at Los Angeles 24, New Orleans 19
 1997 New Orleans 13, at Oakland 10
 2000 Oakland 31, at New Orleans 22
 2004 New Orleans 31, at Oakland 26
 2008 at New Orleans 34, Oakland 3
 2012 New Orleans 38, at Oakland 17

RAIDERS vs. NEW YORK GIANTS

Raiders lead series, 7-4

1973 at Oakland 42, NY Giants 0
 1980 Oakland 33, at NY Giants 17
 1983 at Los Angeles 17, NY Giants 12
 1986 NY Giants 14, at Los Angeles 9
 1989 at NY Giants 34, Los Angeles 17
 1992 at Los Angeles 13, NY Giants 10
 1995 Oakland 17, at NY Giants 13
 1998 at Oakland 20, NY Giants 17



RAIDERS vs. NFL

2001 Oakland 28, at NY Giants 10
 2005 NY Giants 30, at Oakland 21
 2009 at NY Giants 44, Oakland 7

RAIDERS vs. *NEW YORK JETS

Raiders lead series, 21-15-2

1960 Oakland 28, at NY Titans 27
 NY Titans 31, at Oakland 28
 1961 NY Titans 14, at Oakland 6
 at NY Titans 23, Oakland 12
 1962 NY Titans 28, at Oakland 17
 at NY Titans 31, Oakland 21
 1963 at NY Jets 10, Oakland 7
 at Oakland 49, NY Jets 26
 1964 at NY Jets 35, Oakland 13
 at Oakland 35, NY Jets 26
 1965 Oakland 24, at NY Jets 24
 at Oakland 24, NY Jets 14
 1966 Oakland 24, at NY Jets 21
 at Oakland 28, NY Jets 28
 1967 at NY Jets 27, Oakland 14
 at Oakland 38, NY Jets 29
 1968 at Oakland 43, NY Jets 32
 1969 Oakland 27, at NY Jets 14
 1970 Oakland 14 at NY Jets 13
 1972 at Oakland 24, NY Jets 16
 1977 Oakland 28, at NY Jets 27
 1979 at NY Jets 28, Oakland 19
 1985 at Los Angeles 31, NY Jets 0
 1989 Los Angeles 14, at NY Jets 7
 1993 at Los Angeles 24, NY Jets 20
 1995 Oakland 47, at NY Jets 10
 1996 Oakland 34, at NY Jets 13
 1997 at NY Jets 23, Oakland 22
 1999 at Oakland 24, NY Jets 23
 2000 at Oakland 31, NY Jets 7
 2001 NY Jets 24, at Oakland 22
 2002 at Oakland 26, NY Jets 20
 2003 NY Jets 27, at Oakland 24 (OT)
 2005 at NY Jets 26, Oakland 10
 2006 at NY Jets 23, Oakland 3
 2008 at Oakland 16, NY Jets 13 (OT)
 2009 NY Jets 38, at Oakland 0
 2011 at Oakland 34, NY Jets 24

*Franchise known as New York Titans prior to 1963.

RAIDERS vs. PHILADELPHIA

Series tied at 5-5

1971 at Oakland 34, Philadelphia 10
 1976 Oakland 26, at Philadelphia 7
 1980 at Philadelphia 10, Oakland 7
 1986 Philadelphia 33, at Los Angeles 27 (OT)
 1989 at Philadelphia 10, Los Angeles 7
 1992 at Philadelphia 31, Los Angeles 10
 1995 at Oakland 48, Philadelphia 17
 2001 Oakland 20, at Philadelphia 10
 2005 at Philadelphia 23, Oakland 20
 2009 at Oakland 13, Philadelphia 9

RAIDERS vs. PITTSBURGH

Raiders lead series, 11-9

1970 at Oakland 31, Pittsburgh 14
 1972 at Pittsburgh 34, Oakland 28
 1973 Pittsburgh 17, at Oakland 9
 1974 Oakland 17, at Pittsburgh 0
 1976 at Oakland 31, Pittsburgh 28
 1977 Oakland 16, at Pittsburgh 7

1980 Oakland 45, at Pittsburgh 34
 1981 at Oakland 30, Pittsburgh 27
 1984 Pittsburgh 13, at Los Angeles 7
 1990 at Los Angeles 20, Pittsburgh 3
 1994 Pittsburgh 21, at Los Angeles 3
 1995 Pittsburgh 29, at Oakland 10
 2000 at Pittsburgh 21, Oakland 20
 2002 Oakland 30, at Pittsburgh 17
 2003 at Pittsburgh 27, Oakland 7
 2004 at Pittsburgh 24, Oakland 21
 2006 at Oakland 20, Pittsburgh 13
 2009 Oakland 27, at Pittsburgh 24
 2010 at Pittsburgh 35, Oakland 3
 2012 at Oakland 34, Pittsburgh 31

RAIDERS vs. *ST. LOUIS

Raiders lead series, 8-4

1972 at Oakland 45, Los Angeles 17
 1977 at Los Angeles 20, Oakland 14
 1979 Oakland 24, at Los Angeles 17
 1982 at Los Angeles 37, L.A. Rams 31
 1985 Los Angeles 16, at L.A. Rams 6
 1988 L.A. Rams 22, at Los Angeles 17
 1991 at Los Angeles 20, L.A. Rams 17
 1994 Los Angeles 20, at L.A. Rams 17
 1997 at Oakland 35, St. Louis 17
 2002 at St. Louis 28, Oakland 13
 2006 St. Louis 20, at Oakland 10
 2010 at Oakland 16, St. Louis 14

*Franchise in Los Angeles prior to 1995.

RAIDERS vs. *SAN DIEGO

Raiders lead series, 57-47-2

1960 at Los Angeles 52, Oakland 28
 Los Angeles 41, at Oakland 17
 1961 at San Diego 44, Oakland 0
 San Diego 41, at Oakland 10
 1962 San Diego 42, at Oakland 33
 at San Diego 31, Oakland 21
 1963 Oakland 34, at San Diego 33
 at Oakland 41, San Diego 27
 1964 San Diego 31, at Oakland 17
 at Oakland 21 San Diego 20
 1965 San Diego 17, at Oakland 6
 at San Diego 24, Oakland 14
 1966 San Diego 29, at Oakland 20
 Oakland 41, at San Diego 19
 1967 at Oakland 51, San Diego 10
 Oakland 41, at San Diego 21
 1968 San Diego 23, at Oakland 14
 Oakland 34, at San Diego 27
 1969 Oakland 24, at San Diego 12
 at Oakland 21, San Diego 16
 1970 Oakland 27, at San Diego 27
 at Oakland 20, San Diego 17
 1971 Oakland 34, at San Diego 0
 at Oakland 34, San Diego 33
 1972 at Oakland 17, San Diego 17
 Oakland 21, at San Diego 19
 1973 Oakland 27, at San Diego 17
 at Oakland 31, San Diego 3
 1974 Oakland 14, at San Diego 10
 at Oakland 17, San Diego 10
 1975 Oakland 6, at San Diego 0
 at Oakland 25, San Diego 0
 1976 Oakland 27, at San Diego 17
 at Oakland 24, San Diego 0
 1977 at Oakland 24, San Diego 0

1978 at San Diego 12, Oakland 7
 Oakland 21, at San Diego 20
 San Diego 27, at Oakland 23
 1979 at San Diego 30, Oakland 10
 at Oakland 45, San Diego 22
 1980 at San Diego 30, Oakland 24 (OT)
 at Oakland 38, San Diego 24
 1981 San Diego 55, at Oakland 21
 at San Diego 23, Oakland 10
 1982 at Los Angeles 28, San Diego 24
 Los Angeles 41, at San Diego 34
 1983 Los Angeles 42, at San Diego 10
 at Los Angeles 30, San Diego 14
 1984 at Los Angeles 33, San Diego 30
 Los Angeles 44, at San Diego 37
 1985 at Los Angeles 34, San Diego 21
 at San Diego 40, Los Angeles 34 (OT)
 1986 at Los Angeles 17, San Diego 13
 Los Angeles 37, at San Diego 31 (OT)
 1987 San Diego 23, at Los Angeles 17
 at San Diego 16, Los Angeles 14
 1988 at Los Angeles 24, San Diego 13
 Los Angeles 13, at San Diego 3
 1989 at Los Angeles 40, San Diego 14
 at San Diego 14, Los Angeles 12
 1990 Los Angeles 24, at San Diego 9
 at Los Angeles 17, San Diego 12
 1991 San Diego 21, at Los Angeles 13
 Los Angeles 9, at San Diego 7
 1992 at San Diego 27, Los Angeles 3
 at San Diego 36, Los Angeles 14
 1993 San Diego 30, at Los Angeles 23
 Los Angeles 12, at San Diego 7
 1994 San Diego 26, at Los Angeles 24
 Los Angeles 24, at San Diego 17
 1995 at Oakland 17, San Diego 7
 at San Diego 12, Oakland 6
 1996 San Diego 40, at Oakland 34
 Oakland 32, at San Diego 14
 1997 San Diego 25, at Oakland 10
 Oakland 38, at San Diego 13
 at Oakland 7, San Diego 6
 1998 Oakland 17, at San Diego 10
 1999 at Oakland 28, San Diego 9
 at San Diego 23, Oakland 20
 2000 at Oakland 9, San Diego 6
 Oakland 15, at San Diego 13
 2001 at Oakland 34, San Diego 24
 Oakland 13, at San Diego 6
 2002 San Diego 27, at Oakland 21 (OT)
 Oakland 27, at San Diego 7
 2003 at Oakland 34, San Diego 31 (OT)
 at San Diego 21, Oakland 14
 2004 at San Diego 42, Oakland 14
 San Diego 23, at Oakland 17
 2005 San Diego 27, at Oakland 14
 at San Diego 34, Oakland 10
 2006 San Diego 27, at Oakland 0
 at San Diego 21, Oakland 14
 2007 at San Diego 28, Oakland 14
 San Diego 30, at Oakland 17
 2008 San Diego 28, at Oakland 18
 at San Diego 34, Oakland 7
 2009 San Diego 24, at Oakland 20
 at San Diego 24, Oakland 16
 2010 at Oakland 35, San Diego 27
 Oakland 28, at San Diego 13
 2011 Oakland 24, at San Diego 17
 San Diego 38, at Oakland 26



2012 San Diego 22, at Oakland 14
at San Diego 24, Oakland 21

*Franchise in Los Angeles prior to 1961.

RAIDERS vs. SAN FRANCISCO

Series tied at 6-6

1970 San Francisco 38, at Oakland 7
1974 Oakland 35, at San Francisco 24
1979 at Oakland 23, San Francisco 10
1982 Los Angeles 23, at San Francisco 17
1985 San Francisco 34, at Los Angeles 10
1988 Los Angeles 9, at San Francisco 3
1991 at Los Angeles 12, San Francisco 6
1994 at San Francisco 44, Los Angeles 14
2000 Oakland 34, at San Francisco 28 (OT)
2002 San Francisco 23, at Oakland 20 (OT)
2006 at San Francisco 34, Oakland 20
2010 at San Francisco 17, Oakland 9

RAIDERS vs. SEATTLE

Raiders lead series, 28-23

1977 at Oakland 44, Seattle 7
1978 at Seattle 27, Oakland 7
Seattle 17, at Oakland 16
1979 at Seattle 27, Oakland 10
Seattle 29, at Oakland 24
1980 at Oakland 33, Seattle 14
Oakland 19, at Seattle 17
1981 at Oakland 20, Seattle 10
Oakland 32, at Seattle 31
1982 at Los Angeles 28, Seattle 23
1983 at Seattle 38, Los Angeles 36
Seattle 34, at Los Angeles 21
1984 at Los Angeles 28, Seattle 14
at Seattle 17, Los Angeles 14
1985 at Seattle 33, Los Angeles 3
at Los Angeles 13, Seattle 3
1986 at Los Angeles 14, Seattle 10
at Seattle 37, Los Angeles 0
1987 Seattle 35, at Los Angeles 13
Los Angeles 37, at Seattle 14
1988 at Seattle 35, Los Angeles 27

Seattle 43, at Los Angeles 37
1989 Seattle 24, at Los Angeles 20
at Seattle 23, Los Angeles 17
1990 Los Angeles 17, at Seattle 13
at Los Angeles 24, Seattle 17
1991 Los Angeles 23, at Seattle 20 (OT)
at Los Angeles 31, Seattle 7
1992 Los Angeles 19, at Seattle 0
at Los Angeles 20, Seattle 3
1993 Los Angeles 17, at Seattle 13
at Los Angeles 27, Seattle 23
1994 Seattle 38, at Los Angeles 9
Los Angeles 17, at Seattle 16
at Oakland 34, Seattle 14
1995 at Seattle 44, Oakland 10
1996 Oakland 27, at Seattle 21
Seattle 28, at Oakland 21
1997 at Seattle 45, Oakland 34
Seattle 22, at Oakland 21
1998 Oakland 31, at Seattle 18
at Oakland 20, Seattle 17
1999 at Seattle 22, Oakland 21
at Oakland 30, Seattle 21
2000 at Oakland 31, Seattle 3
at Seattle 27, Oakland 24
2001 at Oakland 38, Seattle 14
at Seattle 34, Oakland 27
2002 at Oakland 31, Seattle 17
2006 at Seattle 16, Oakland 0
2010 at Oakland 33, Seattle 3

RAIDERS vs. TAMPA BAY

Raiders lead series, 6-2

1976 at Oakland 49, Tampa Bay 16
1981 at Oakland 18, Tampa Bay 16
1993 at Los Angeles 27, Tampa Bay 20
1996 at Tampa Bay 20, Oakland 17 (OT)
1999 at Oakland 45, Tampa Bay 0
2004 at Oakland 30, Tampa Bay 20
2008 Oakland 31, at Tampa Bay 24
2012 Tampa Bay 42, at Oakland 32

RAIDERS vs. TENNESSEE

Raiders lead series, 23-19

1960 Houston 37, at Oakland 22
Oakland 14, at Houston 13
at Houston 55, Oakland 0
1961 Houston 47, at Oakland 16
1962 Houston 28, at Oakland 20
at Houston 32, Oakland 17
1963 Oakland 24, at Houston 13
at Oakland 52, Houston 49
1964 at Houston 42, Oakland 28
at Oakland 20, Houston 10
1965 at Oakland 21, Houston 17
Oakland 33, at Houston 21
1966 at Houston 31, Oakland 0
at Oakland 38, Houston 23
Oakland 19, at Houston 7
1967 Oakland 24, at Houston 15
1968 at Oakland 21, Houston 17
1969 at Oakland 41, Houston 21
1971 at Oakland 41, Houston 21
1972 Oakland 34, at Houston 0
1973 Oakland 17, at Houston 6
1975 Houston 27, at Oakland 26
1976 Oakland 14, at Houston 13
1977 at Oakland 34, Houston 29
1978 at Oakland 21, Houston 17
1979 at Houston 31, Oakland 17
1981 at Houston 17, Oakland 16
1983 at Los Angeles 20, Houston 6
1984 Los Angeles 24, at Houston 14
1986 Los Angeles 28, at Houston 17
1988 at Houston 38, Los Angeles 35
1989 at Houston 23, Los Angeles 7
1991 at Oakland 47, Los Angeles 17
1994 at Los Angeles 17, Houston 14
1997 at Tennessee 24, Oakland 21(OT)
1999 at Tennessee 21, Oakland 14
2001 Tennessee 13, at Oakland 10
2002 at Oakland 52, Tennessee 25
2003 at Tennessee 25, Oakland 20
2004 at Oakland 40, Tennessee 35
2005 Oakland 34, at Tennessee 25
2007 at Tennessee 13, Oakland 9
2010 at Tennessee 38, Oakland 13

*Franchise known as Houston Oilers prior to 1997; known as Tennessee Oilers prior to 1998.

RAIDERS vs. WASHINGTON

Raiders lead series, 7-4

1970 at Oakland 34, Washington 20
1975 Oakland 26, at Washington 23 (OT)
1980 at Oakland 24, Washington 21
1983 at Washington 37, Los Angeles 35
1986 at Washington 10, Los Angeles 6
1989 at Los Angeles 37, Washington 24
1992 Los Angeles 21, at Washington 20
1995 Oakland 20, at Washington 8
1998 Washington 29, at Oakland 19
2005 Oakland 16, at Washington 13
2009 Washington 34, at Oakland 13



Bo Jackson

ALL-TIME RESULTS BY SEASON

*Night game

1960 (6-8)

Head Coach: Eddy Erdelatz		Result	Score	Attend
Sept. 11	at Houston Oilers (Kezar)	L	22-37	12,703
Sept. 16	Dallas Texans (Kezar)	L	16-34	8,021*
Sept. 25	at Houston Oilers (Jeppesen) ..W		14-13	12,241
Oct. 2	at Denver Broncos	L	14-31	18,372
Oct. 9	at Dallas Texans (Cotton Bowl) ...W		20-19	21,000
Oct. 16	Boston Patriots (Kezar)	W	27-14	11,500
Oct. 23	at Buffalo Bills	L	9-38	8,876
Oct. 28	at N.Y. Titans (Polo Grounds) ...W		28-27	10,000*
Nov. 4	at Boston Patriots (Boston U.) ..L		28-34	8,446*
Nov. 13	Buffalo Bills (Kezar)	W	20-7	8,800
Nov. 27	at L.A. Chargers (Coliseum)	L	28-52	15,075
Dec. 4	L.A. Chargers (Candlestick)	L	17-41	12,061
Dec. 11	N.Y. Titans (Candlestick)	L	28-31	9,037
Dec. 17	Denver Broncos (Candlestick) ..W		48-10	5,159
Home: 3-4 Away: 3-4			319-388	161,291

1961 (2-12)

Head Coach: Erdelatz/Feldman		Result	Score	Attend
Sept. 9	at Houston Oilers (Jeppesen)	L	0-55	16,231*
Sept. 17	at San Diego Chargers (Balboa) ..L		0-44	20,216
Sept. 24	Dallas Texans (Candlestick)	L	35-42	6,737
Oct. 1	Denver Broncos (Candlestick) ..W		33-19	8,361
Oct. 15	at Denver Broncos	L	24-27	11,129
Oct. 22	San Diego Chargers (Candlestick) ..L		8-41	12,014
Oct. 29	N.Y. Titans (Candlestick)	L	6-14	7,138
Nov. 5	at Buffalo Bills	W	31-22	17,027
Nov. 11	at N.Y. Titans (Polo Grounds)	L	12-23	16,811*
Nov. 17	at Boston Patriots (Boston U.) ...L		17-20	18,169*
Nov. 26	at Dallas Texans (Cotton Bowl) ..L		11-43	14,500
Dec. 3	Buffalo Bills (Candlestick)	L	21-26	6,500
Dec. 9	Boston Patriots (Candlestick)	L	21-35	6,500
Dec. 17	Houston Oilers (Candlestick)	L	16-47	4,821
Home: 1-6 Away: 1-6			235-458	166,154

NOTE -- Erdelatz served as head coach for first two games before Feldman replaced him.

1962 (1-13)

Head Coach: Feldman/Conkright		Result	Score	Attend
Sept. 9	N.Y. Titans (Youell)	L	17-28	12,893
Sept. 23	Dallas Texans (Youell)	L	16-26	12,500
Sept. 30	San Diego Chargers (Youell)	L	33-42	13,000
Oct. 5	at Denver Broncos	L	7-44	22,452*
Oct. 14	Denver Broncos (Youell)	L	6-23	7,000
Oct. 20	at Buffalo Bills	L	6-14	21,037*
Oct. 26	at Boston Patriots (Boston U.) ..L		16-26	12,514*
Nov. 4	at N.Y. Titans (Polo Grounds) ...L		21-31	18,247
Nov. 11	Houston Oilers (Youell)	L	20-28	11,000
Nov. 18	Buffalo Bills (Youell)	L	6-10	12,500
Nov. 25	at Dallas Texans (Cotton Bowl) ..L		7-35	13,557
Dec. 2	at San Diego Chargers (Balboa) ..L		21-31	17,874
Dec. 9	at Houston Oilers (Jeppesen)	L	17-32	27,400
Dec. 19	Boston Patriots (Youell)	W	20-0	8,000
Home: 1-6 Away: 0-7			213-370	209,974

NOTE -- Feldman served as head coach for first five games before Conkright replaced him.

1963 (10-4)

Head Coach: Al Davis		Result	Score	Attend
Sept. 7	at Houston Oilers (Jeppesen) ..W		24-13	24,749*
Sept. 15	Buffalo Bills (Youell)	W	35-17	17,568
Sept. 22	Boston Patriots (Youell)	L	14-20	17,131
Sept. 28	at N.Y. Jets (Polo Grounds)	L	7-10	17,100*
Oct. 5	at Buffalo Bills	L	0-12	24,846*
Oct. 11	at Boston Patriots (Fenway)	L	14-20	26,494*
Oct. 20	N.Y. Jets (Youell)	W	49-26	15,557
Oct. 27	at San Diego Chargers (Balboa) ..W		34-33	30,182
Nov. 3	Kansas City Chiefs (Youell)	W	10-7	18,919
Nov. 8	at Kansas City Chiefs (Municipal) ..W		22-7	24,879*

Nov. 28	at Denver Broncos	W	26-10	14,763
Dec. 8	San Diego Chargers (Youell) ...W		41-27	20,249
Dec. 15	Denver Broncos (Youell)	W	35-31	15,223
Dec. 22	Houston Oilers (Youell)	W	52-49	17,401
Home: 6-1 Away: 4-3			363-282	285,061

1964 (5-7-2)

Head Coach: Al Davis		Result	Score	Attend
Sept. 13	Boston Patriots (Youell)	L	14-17	21,126
Sept. 19	at Houston Oilers (Jeppesen) ...L		28-42	26,482*
Sept. 27	Kansas City Chiefs (Youell)	L	9-21	18,163
Oct. 3	at Buffalo Bills	L	20-23	36,451*
Oct. 10	at N.Y. Jets	L	13-35	36,499*
Oct. 16	at Boston Patriots (Fenway)	T	43-43	23,279
Oct. 25	Denver Broncos (Youell)	W	40-7	17,858
Nov. 1	at San Diego Chargers (Balboa) ..L		17-31	25,557
Nov. 8	at Kansas City Chiefs	L	7-42	21,023
Nov. 15	Houston Oilers (Youell)	W	20-10	16,375
Nov. 22	N.Y. Jets (Youell)	W	35-26	15,589
Nov. 29	at Denver Broncos	T	20-20	15,958
Dec. 6	Buffalo Bills (Youell)	W	16-13	18,134
Dec. 20	San Diego Chargers (Youell) ...W		21-20	20,124
Home: 5-2 Away: 0-2-5			303-350	312,618

1965 (8-5-1)

Head Coach: Al Davis		Result	Score	Attend
Sept. 12	Kansas City Chiefs (Youell)	W	37-10	18,569
Sept. 19	San Diego Chargers (Youell)	L	6-17	21,406
Sept. 26	Houston Oilers (Youell)	W	21-17	18,116
Oct. 3	at Buffalo Bills	L	12-17	41,246
Oct. 8	at Boston Patriots (Fenway) ...W		24-10	24,824*
Oct. 16	at N.Y. Jets	T	24-24	54,890*
Oct. 24	Boston Patriots (Youell)	W	30-21	20,585
Oct. 31	at Kansas City Chiefs	L	7-14	18,354
Nov. 7	at Houston Oilers (Cotton Bowl) ..W		33-21	35,729
Nov. 14	Buffalo Bills (Youell)	L	14-17	19,352
Nov. 21	at Denver Broncos	W	28-20	30,369
Dec. 5	Denver Broncos (Youell)	W	24-13	19,023
Dec. 12	N.Y. Jets (Youell)	W	24-14	19,013
Dec. 19	at San Diego Chargers (Balboa) ..L		14-24	26,056
Home: 5-2 Away: 0-2-5			303-350	367,532

1966 (8-5-1)

Head Coach: John Rauch		Result	Score	Attend
Sept. 2	at Miami Dolphins (Orange Bowl) ..W		23-14	26,776*
Sept. 10	at Houston Oilers (Rice)	L	0-31	31,763*
Sept. 18	Kansas City Chiefs	L	10-32	50,746
Sept. 25	San Diego Chargers	L	20-29	37,183
Oct. 9	Miami Dolphins	W	21-10	30,787
Oct. 16	at Kansas City Chiefs	W	34-13	33,057
Oct. 23	at N.Y. Jets	W	24-21	58,135
Oct. 30	at Boston Patriots (Fenway)	L	21-24	26,941
Nov. 6	Houston Oilers	W	38-23	34,102
Nov. 13	at San Diego Chargers (Balboa) ..W		41-19	26,230
Nov. 20	at Denver Broncos	W	17-3	26,703
Nov. 24	Buffalo Bills	L	10-31	36,781
Dec. 3	N.Y. Jets	T	28-28	32,144
Dec. 11	Denver Broncos	W	28-10	31,765
Home: 3-1-3 Away: 5-2			315-288	483,113



ALL-TIME RESULTS BY SEASON

1967 (13-1)

Head Coach: John Rauch		Result	Score	Attend
Sept. 10	Denver Broncos	W	51-0	25,423
Sept. 17	Boston Patriots	W	35-7	26,289
Oct. 1	Kansas City Chiefs	W	23-21	50,268
Oct. 7	at N.Y. Jets	L	14-27	63,106*
Oct. 15	at Buffalo Bills	W	24-20	45,758
Oct. 22	at Boston Patriots (Fenway)	W	48-14	25,057
Oct. 29	San Diego Chargers	W	51-10	53,474
Nov. 5	at Denver Broncos	W	21-17	29,043
Nov. 19	Miami Dolphins	W	31-17	37,295
Nov. 23	at Kansas City Chiefs	W	44-22	44,020
Dec. 3	at San Diego Chargers	W	41-21	53,474
Dec. 10	at Houston Oilers (Rice)	W	19-7	36,375
Dec. 17	N.Y. Jets	W	38-29	53,011
Dec. 24	Buffalo Bills	W	28-21	30,738

POSTSEASON (1-1)

Dec. 31	Houston Oilers (AFL Championship) W	40-7	53,330
Jan. 14	Green Bay Packers (SB II at Miami)	L	14-33
Home: 7-0 Away: 6-1		522-273	702,207

1968 (12-2)

Head Coach: John Rauch		Result	Score	Attend
Sept. 15	at Buffalo Bills	W	48-6	43,057
Sept. 21	at Miami Dolphins	W	47-21	30,021*
Sept. 29	at Houston Oilers	W	24-15	46,098
Oct. 6	Boston Patriots	W	41-10	44,253
Oct. 13	San Diego Chargers	L	14-23	53,257
Oct. 20	at Kansas City Chiefs	L	10-24	50,015
Oct. 27	Cincinnati Bengals	W	31-10	37,083
Nov. 3	Kansas City Chiefs	W	38-21	53,357
Nov. 10	at Denver Broncos	W	43-7	50,002
Nov. 17	N.Y. Jets	W	43-32	53,118
Nov. 24	at Cincinnati Bengals (Nippert)	W	34-0	27,116
Nov. 28	Buffalo Bills	W	13-10	39,883
Dec. 8	Denver Broncos	W	33-27	47,754
Dec. 15	at San Diego Chargers	W	34-27	40,698

POSTSEASON (1-1)

Dec. 22	Kansas City Chiefs (AFL Divisional) W	41-6	53,357
Dec. 29	at N.Y. Jets (AFL Championship) L	23-27	62,627
Home: 6-1 Away: 6-1		517-256	731,696

1969 (12-1-1)

Head Coach: John Madden		Result	Score	Attend
Sept. 14	Houston Oilers	W	21-17	49,361
Sept. 20	Miami Dolphins	W	20-17	50,277*
Sept. 28	at Boston Patriots (Boston College)	W	38-23	19,069
Oct. 4	at Miami Dolphins	T	20-20	35,614*
Oct. 12	at Denver Broncos	W	24-14	49,511
Oct. 19	Buffalo Bills	W	50-21	54,418
Oct. 26	at San Diego Chargers	W	24-12	54,008
Nov. 2	at Cincinnati Bengals	L	17-31	27,927
Nov. 9	Denver Broncos	W	41-10	54,416
Nov. 16	San Diego Chargers	W	21-16	54,372
Nov. 23	at Kansas City Chiefs	W	27-24	51,982
Nov. 30	at N.Y. Jets	W	27-14	63,865
Dec. 7	Cincinnati Bengals	W	37-17	54,427
Dec. 13	Kansas City Chiefs	W	10-6	54,443

POSTSEASON (1-1)

Dec. 21	Houston Oilers (AFL Divisional) W	56-7	53,539
Jan. 4	Kansas City Chiefs (AFL Championship) L	7-17	54,544
Home: 7-0 Away: 5-1-1		440-266	781,773

1970 (8-4-2)

Head Coach: John Madden		Result	Score	Attend
Sept. 20	at Cincinnati Bengals	L	21-31	56,616
Sept. 27	at San Diego Chargers	T	27-27	42,109
Oct. 3	at Miami Dolphins	L	13-20	57,540*
Oct. 11	Denver Broncos	W	35-23	54,436
Oct. 19	Washington Redskins	W	34-20	54,471*
Oct. 25	Pittsburgh Steelers	W	31-14	54,423
Nov. 1	at Kansas City Chiefs	T	17-17	51,334
Nov. 8	Cleveland Browns	W	23-20	54,463
Nov. 15	at Denver Broncos	W	24-19	50,959
Nov. 22	San Diego Chargers	W	20-17	54,594
Nov. 26	at Detroit Lions (Tiger Stadium)	L	14-28	56,597
Dec. 6	at N.Y. Jets	W	14-13	62,905
Dec. 12	Kansas City Chiefs	W	20-6	54,496
Dec. 20	San Francisco 49ers	L	7-38	54,535

POSTSEASON (1-1)

Dec. 27	Miami Dolphins (AFC Divisional) W	21-14	54,401
Jan. 3	at Baltimore Colts (AFC Championship)	L	17-27
Home: 7-0 Away: 2-3-2		338-334	870,247

1971 (8-4-2)

Head Coach: John Madden		Result	Score	Attend
Sept. 19	at New England Patriots (Schaefer)	L	6-20	55,405
Sept. 26	at San Diego Chargers	W	34-0	54,084
Oct. 4	at Cleveland Browns	W	34-20	84,285*
Oct. 10	at Denver Broncos	W	27-16	51,200
Oct. 17	Philadelphia Eagles	W	34-10	54,615
Oct. 24	Cincinnati Bengals	W	31-27	54,699
Oct. 31	Kansas City Chiefs	T	20-20	54,715
Nov. 7	at New Orleans Saints (Tulane)	T	21-21	83,102
Nov. 14	Houston Oilers	W	41-21	54,705
Nov. 21	San Diego Chargers	W	34-33	54,681
Nov. 28	Baltimore Colts	L	14-37	54,689
Dec. 5	at Atlanta Falcons	L	13-24	58,850
Dec. 12	at Kansas City Chiefs	L	14-16	51,215
Dec. 19	Denver Broncos	W	21-13	54,651
Home: 5-1-1 Away: 3-1-3		344-278	958,713	

1972 (10-3-1)

Head Coach: John Madden		Result	Score	Attend
Sept. 17	at Pittsburgh Steelers	L	28-34	50,141
Sept. 24	at Green Bay Packers	W	20-14	56,263
Oct. 1	San Diego Chargers	T	17-17	53,455
Oct. 9	at Houston Oilers	W	34-0	51,378*
Oct. 15	Buffalo Bills	W	28-16	53,501
Oct. 22	Denver Broncos	L	23-30	53,551
Oct. 29	L.A. Rams	W	45-17	54,660
Nov. 5	at Kansas City Chiefs	L	14-27	82,094
Nov. 12	at Cincinnati Bengals	W	20-14	59,485
Nov. 19	at Denver Broncos	W	37-20	51,656
Nov. 26	Kansas City Chiefs	W	26-3	54,801
Dec. 3	at San Diego Chargers	W	21-19	54,611
Dec. 11	N.Y. Jets	W	24-16	54,843*
Dec. 17	Chicago Bears	W	28-21	54,711

POSTSEASON (0-1)

Dec. 23	at Pittsburgh (AFC Playoff)	L	7-13	50,350
Home: 5-1-1 Away: 5-2		372-261	835,500	



ALL-TIME RESULTS BY SEASON

1973 (9-4-1)

Head Coach: John Madden		Result	Score	Attend
Sept. 16	at Minnesota Vikings.....L		16-24	46,619
Sept. 23	Miami Dolphins (Berkeley) ...W		12-7	74,121
Sept. 30	at Kansas City Chiefs.....L		3-16	72,621
Oct. 7	at St. Louis Cardinals.....W		17-10	49,051
Oct. 14	at San Diego Chargers.....W		27-17	52,630
Oct. 22	at Denver Broncos.....T		23-23	51,270*
Oct. 28	at Baltimore Colts.....W		34-21	59,008
Nov. 4	N.Y. Giants.....W		42-0	53,964
Nov. 11	Pittsburgh Steelers.....L		9-17	53,987
Nov. 18	Cleveland Browns.....L		3-7	53,889
Nov. 25	San Diego Chargers.....W		31-3	53,562
Dec. 2	at Houston Oilers.....W		17-6	25,801
Dec. 8	Kansas City Chiefs.....W		37-7	53,061
Dec. 16	Denver Broncos.....W		21-17	54,020

POSTSEASON (1-1)

Dec. 22	Pittsburgh Steelers (AFC Divisional).....W		33-14	53,662
Dec. 30	at Miami Dolphins (AFC Championship).....L		10-27	80,047
Home: 5-2 Away: 4-2-1			292-216	887,313

1974 (12-2)

Head Coach: John Madden		Result	Score	Attend
Sept. 16	at Buffalo Bills.....L		20-21	80,020*
Sept. 22	Kansas City Chiefs.....W		27-7	52,471
Sept. 29	at Pittsburgh Steelers.....W		17-0	48,304
Oct. 6	at Cleveland Browns.....W		40-24	69,907
Oct. 13	at San Diego Chargers.....W		14-10	40,539
Oct. 20	Cincinnati Bengals.....W		30-27	54,020
Oct. 27	at San Francisco 49ers.....W		35-24	61,385
Nov. 3	at Denver Broncos.....W		28-17	51,706
Nov. 10	Detroit Lions.....W		35-13	54,020
Nov. 17	San Diego Chargers.....W		17-10	53,880
Nov. 24	Denver Broncos.....L		17-20	54,020
Dec. 1	New England Patriots.....W		41-26	54,020
Dec. 8	at Kansas City Chiefs.....W		7-6	76,711
Dec. 14	Dallas Cowboys.....W		27-23	54,020*

POSTSEASON (1-1)

Dec. 21	Miami Dolphins (AFC Divisional).....W		28-26	54,020
Dec. 29	Pittsburgh Steelers (AFC Championship).....L		13-24	54,004
Home: 6-1 Away: 6-1			402-228	913,047

1975 (11-3)

Head Coach: John Madden		Result	Score	Attend
Sept. 22	at Miami Dolphins.....W		31-21	78,744*
Sept. 28	at Baltimore Colts.....W		31-20	41,023
Oct. 5	at San Diego Chargers.....W		6-0	34,147
Oct. 12	at Kansas City Chiefs.....L		10-42	63,870
Oct. 19	at Cincinnati Bengals.....L		10-14	56,058
Oct. 26	San Diego Chargers.....W		25-0	53,791
Nov. 2	at Denver Broncos.....W		42-17	52,868
Nov. 9	New Orleans Saints.....W		48-10	53,764
Nov. 16	Cleveland Browns.....W		38-17	53,944
Nov. 23	at Washington Redskins...W 26-23 (OT)			55,004
Nov. 30	Atlanta Falcons.....W 37-34 (OT)			53,804
Dec. 8	Denver Broncos.....W		17-10	54,037*
Dec. 14	Houston Oilers.....L		26-27	54,020
Dec. 21	Kansas City Chiefs.....W		28-20	54,020

POSTSEASON (1-1)

Dec. 28	Cincinnati Bengals (AFC Divisional).....W		31-28	53,994
Jan. 4	at Pittsburgh Steelers (AFC Championship).....L		10-16	49,103
Home: 6-1 Away: 5-2			416-299	862,191

1976 (13-1)

Head Coach: John Madden		Result	Score	Attend
Sept. 12	Pittsburgh Steelers.....W		31-28	52,718
Sept. 20	at Kansas City Chiefs.....W		24-21	63,225*
Sept. 26	at Houston Oilers.....W		14-13	45,426
Oct. 3	at New England Patriots.....L		17-48	59,837
Oct. 10	at San Diego Chargers.....W		27-17	52,546
Oct. 17	at Denver Broncos.....W		17-10	63,532
Oct. 24	Green Bay Packers.....W		18-14	53,751
Oct. 31	Denver Broncos.....W		19-6	53,805
Nov. 7	at Chicago Bears.....W		28-27	57,359
Nov. 14	Kansas City Chiefs.....W		21-10	53,795
Nov. 21	at Philadelphia Eagles.....W		26-7	65,990
Nov. 28	Tampa Bay Buccaneers...W		49-16	53,249
Dec. 6	Cincinnati Bengals.....W		35-20	54,037*
Dec. 12	San Diego Chargers.....W		24-0	53,658

POSTSEASON (3-0)

Dec. 18	New England Patriots (AFC Divisional).....W		24-21	54,037
Dec. 26	Pittsburgh Steelers (AFC Championship).....W		24-7	53,821
Jan. 9	Minnesota Vikings (SB XI at Pasadena).....W		32-14	103,424
Home: 7-0 Away: 6-1			430-279	994,210

1977 (11-3)

Head Coach: John Madden		Result	Score	Attend
Sept. 18	San Diego Chargers.....W		24-0	52,960
Sept. 25	at Pittsburgh Steelers.....W		16-7	50,398
Oct. 3	at Kansas City Chiefs.....W		37-28	63,393*
Oct. 9	at Cleveland Browns.....W		26-10	81,503
Oct. 16	Denver Broncos.....L		7-30	54,598
Oct. 23	at N.Y. Jets.....W		28-27	60,359
Oct. 30	at Denver Broncos.....W		24-14	75,086
Nov. 6	Seattle Seahawks.....W		44-7	54,027
Nov. 13	Houston Oilers.....W		34-29	54,598
Nov. 20	at San Diego Chargers.....L		7-12	52,127
Nov. 28	Buffalo Bills.....W		34-13	54,598*
Dec. 4	at L.A. Rams.....L		14-20	71,039
Dec. 11	Minnesota Vikings.....W		35-13	54,598
Dec. 18	Kansas City Chiefs.....W		21-20	54,499

POSTSEASON (1-1)

Dec. 24	at Baltimore Colts (AFC Divisional).....W 37-31 (OT)			60,763
Jan. 1	at Denver Broncos (AFC Championship).....L		17-20	75,044
Home: 6-1 Away: 5-2			446-281	969,590

1978 (9-7)

Head Coach: John Madden		Result	Score	Attend
Sept. 3	at Denver Broncos.....L		6-14	75,092
Sept. 10	at San Diego Chargers.....W		21-20	52,469
Sept. 17	at Green Bay Packers.....W		28-3	56,212
Sept. 24	New England Patriots.....L		14-21	53,500*
Oct. 1	at Chicago Bears.....W 25-19 (OT)			57,359
Oct. 8	Houston Oilers.....W		21-17	54,468
Oct. 15	Kansas City Chiefs.....W		28-6	54,422
Oct. 22	at Seattle Seahawks.....L		7-27	64,799
Oct. 29	San Diego Chargers.....L		23-27	54,599
Nov. 5	at Kansas City Chiefs.....W		20-10	77,857
Nov. 13	at Cincinnati Bengals.....W		34-21	56,524*
Nov. 19	Detroit Lions.....W		29-17	54,422
Nov. 26	Seattle Seahawks.....L		16-17	55,000
Dec. 3	Denver Broncos.....L		6-21	54,616*
Dec. 10	at Miami Dolphins.....L		6-23	75,419
Dec. 17	Minnesota Vikings.....W		27-20	54,599
Home: 4-4 Away: 5-3			311-283	951,357



ALL-TIME RESULTS BY SEASON



Tom Flores

1979 (9-7)

Head Coach: Tom Flores		Result	Score	Attend
Sept. 2	at L.A. Rams	W	24-17	63,925
Sept. 9	at San Diego Chargers	L	10-30	52,413
Sept. 16	at Seattle Seahawks	L	10-27	64,761
Sept. 23	at Kansas City Chiefs	L	7-35	69,308
Sept. 30	Denver Broncos	W	27-3	54,599
Oct. 8	Miami Dolphins	W	13-3	54,600*
Oct. 14	Atlanta Falcons	W	50-19	54,446
Oct. 21	at N.Y. Jets	L	19-28	60,372
Oct. 25	San Diego Chargers	W	45-22	54,583*
Nov. 4	San Francisco 49ers	W	23-10	54,583
Nov. 11	at Houston Oilers	L	17-31	54,383
Nov. 18	Kansas City Chiefs	L	21-24	54,583
Nov. 25	at Denver Broncos	W	14-10	75,103
Dec. 3	at New Orleans Saints	W	42-35	71,323*
Dec. 9	Cleveland Browns	W	19-14	54,583
Dec. 16	Seattle Seahawks	L	24-29	54,538
Home: 6-2		Away: 3-5	365-337	948,348

1980 (11-5)

Head Coach: Tom Flores		Result	Score	Attend
Sept. 7	at Kansas City Chiefs	W	27-14	57,055
Sept. 14	at San Diego Chargers	L	24-30 (OT)	52,675
Sept. 21	Washington Redskins	W	24-21	47,335
Sept. 28	at Buffalo Bills	L	7-24	80,020
Oct. 5	Kansas City Chiefs	L	17-31	43,513
Oct. 12	San Diego Chargers	W	38-24	49,009
Oct. 20	at Pittsburgh Steelers	W	45-34	53,940*
Oct. 26	Seattle Seahawks	W	33-14	51,141
Nov. 2	Miami Dolphins	W	16-10	48,473
Nov. 9	Cincinnati Bengals	W	28-17	46,070
Nov. 17	at Seattle Seahawks	W	19-17	64,771*
Nov. 23	at Philadelphia Eagles	L	7-10	71,522
Dec. 1	Denver Broncos	W	9-3	54,563
Dec. 7	Dallas Cowboys	L	13-19	54,578
Dec. 14	at Denver Broncos	W	24-21	75,103
Dec. 21	at N.Y. Giants	W	33-17	76,734
POSTSEASON (4-0)				
Dec. 28	Houston Oilers (AFC Wild Card)	W	27-7	54,539
Jan. 4	at Cleveland Browns (AFC Divisional)	W	14-12	79,473
Jan. 11	at San Diego Chargers (AFC Championship)	W	34-27	52,675
Jan. 25	Philadelphia Eagles (SB XV at New Orleans)	W	27-10	75,500
Home: 6-2		Away: 5-3	466-362	1,188,689

1981 (7-9)

Head Coach: Tom Flores		Result	Score	Attend
Sept. 6	at Denver Broncos	L	7-9	75,123
Sept. 14	at Minnesota Vikings	W	36-10	48,446*
Sept. 20	Seattle Seahawks	W	20-10	47,141
Sept. 27	at Detroit Lions	L	0-16	80,638
Oct. 4	Denver Broncos	L	0-17	52,434
Oct. 11	at Kansas City Chiefs	L	0-27	77,992
Oct. 18	Tampa Bay Buccaneers	W	18-16	44,811
Oct. 25	Kansas City Chiefs	L	17-28	45,783
Nov. 1	New England Patriots	W	27-17	46,796
Nov. 8	at Houston Oilers	L	16-17	53,465
Nov. 15	at Miami Dolphins	W	33-17	67,531
Nov. 22	San Diego Chargers	L	21-55	54,568
Nov. 29	at Seattle Seahawks	W	32-31	64,750
Dec. 7	Pittsburgh Steelers	W	30-27	54,555*
Dec. 13	Chicago Bears	L	6-23	45,825
Dec. 21	at San Diego Chargers	L	10-23	52,975*
Home: 4-4		Away: 3-5	272-343	912,833

1982 (8-1)

Head Coach: Tom Flores		Result	Score	Attend
Sept. 12	at San Francisco 49ers	W	23-17	61,125
Sept. 19	at Atlanta Falcons	W	38-14	59,719
Nov. 22	San Diego Chargers (L.A. Coliseum)	W	28-24	55,060*
Nov. 28	at Cincinnati Bengals	L	17-31	59,446
Dec. 5	Seattle Seahawks	W	28-23	52,250
Dec. 12	at Kansas City Chiefs	W	21-16	37,043
Dec. 18	L.A. Rams	W	37-31	65,776
Dec. 26	Denver Broncos	W	27-10	54,107
Jan. 2	at San Diego Chargers	W	41-34	52,664
POSTSEASON (1-1)				
Jan. 8	Cleveland Browns (AFC Playoff Round 1)	W	27-10	57,246
Jan. 15	N.Y. Jets (AFC Playoff Round 2)	L	14-17	90,688
Home: 4-0		Away: 4-1	301-227	645,124

1983 (12-4)

Head Coach: Tom Flores		Result	Score	Attend
Sept. 4	at Cincinnati Bengals	W	20-10	55,904
Sept. 11	Houston Oilers	W	20-6	43,609
Sept. 19	Miami Dolphins	W	27-14	60,696*
Sept. 25	at Denver Broncos	W	22-7	75,103
Oct. 2	at Washington Redskins	L	35-37	55,045
Oct. 9	Kansas City Chiefs	W	21-20	46,596
Oct. 16	at Seattle Seahawks	L	36-38	64,880
Oct. 23	at Dallas Cowboys	W	40-38	65,070*
Oct. 30	Seattle Seahawks	L	21-34	54,562
Nov. 6	at Kansas City Chiefs	W	28-20	77,865
Nov. 13	Denver Broncos	W	22-20	57,562
Nov. 20	at Buffalo Bills	W	27-24	73,586
Nov. 27	N.Y. Giants	W	27-12	49,103
Dec. 1	at San Diego Chargers	W	42-10	49,956*
Dec. 11	St. Louis Cardinals	L	24-34	83,869
Dec. 18	San Diego Chargers	W	30-14	64,779
POSTSEASON (3-0)				
Jan. 1	Pittsburgh Steelers (AFC Divisional Playoff)	W	38-10	92,434
Jan. 8	Seattle Seahawks (AFC Championship)	W	30-14	92,335
Jan. 22	Washington Redskins (SB XVIII at Tampa)	W	38-9	72,920
Home: 6-2		Away: 6-2	548-371	1,195,874



ALL-TIME RESULTS BY SEASON

1984 (11-5)

Head Coach: Tom Flores		Result	Score	Attend
Sept. 2	at Houston Oilers.....	W	24-14	52,678
Sept. 9	Green Bay Packers.....	W	28-7	54,057
Sept. 16	at Kansas City Chiefs.....	W	22-20	77,260
Sept. 24	San Diego Chargers.....	W	33-30	80,674*
Sept. 30	at Denver Broncos.....	L	13-16	75,100
Oct. 7	Seattle Seahawks.....	W	28-14	80,929
Oct. 14	Minnesota Vikings.....	W	23-20	54,323
Oct. 21	at San Diego Chargers.....	W	44-37	60,183
Oct. 28	Denver Broncos.....	L	19-22 (OT)	92,469
Nov. 4	at Chicago Bears.....	L	6-17	65,790
Nov. 12	at Seattle Seahawks.....	L	14-17	64,931*
Nov. 18	Kansas City Chiefs.....	W	17-7	61,015
Nov. 25	Indianapolis Colts.....	W	21-7	49,423
Dec. 2	at Miami Dolphins.....	W	45-34	75,151
Dec. 10	at Detroit Lions.....	W	24-3	70,742*
Dec. 16	Pittsburgh Steelers.....	L	7-13	87,291

POSTSEASON (0-1)

Dec. 22	at Seattle Seahawks (AFC Wild Card Playoff).....	L	7-13	64,910
Home: 6-2 Away: 5-3			278-180	1,136,926

1985 (12-4)

Head Coach: Tom Flores		Result	Score	Attend
Sept. 8	N.Y. Jets.....	W	31-0	61,009
Sept. 12	at Kansas City Chiefs.....	L	20-36	74,359*
Sept. 22	San Francisco 49ers.....	L	10-34	92,487
Sept. 29	at New England Patriots.....	W	35-20	60,793
Oct. 6	Kansas City Chiefs.....	W	19-10	61,409
Oct. 13	New Orleans Saints.....	W	23-13	56,269
Oct. 20	at Cleveland Browns.....	W	21-20	79,833
Oct. 28	San Diego Chargers.....	W	34-21	72,022*
Nov. 3	at Seattle Seahawks.....	L	3-33	64,924
Nov. 10	at San Diego Chargers.....	L	34-40 (OT)	60,142
Nov. 17	Cincinnati Bengals.....	W	13-6	59,012
Nov. 24	Denver Broncos.....	W	31-28 (OT)	79,039
Dec. 1	at Atlanta Falcons.....	W	34-24	44,712
Dec. 8	at Denver Bronco.....	W	17-14 (OT)	75,100
Dec. 15	Seattle Seahawks.....	W	13-3	81,201
Dec. 23	at L.A. Rams.....	W	16-6	68,904*

POSTSEASON (0-1)

Jan. 5	New England Patriots (AFC Divisional).....	L	20-27	89,289
Home: 7-1 Away: 5-3			308-262	1,180,504

1986 (8-8)

Head Coach: Tom Flores		Result	Score	Attend
Sept. 7	at Denver Broncos.....	L	36-38	75,898
Sept. 14	at Washington Redskins.....	L	6-10	55,622
Sept. 21	N.Y. Giants.....	L	9-14	73,318
Sept. 28	San Diego Chargers.....	W	17-13	67,147
Oct. 5	at Kansas City Chiefs.....	W	24-17	78,671
Oct. 12	Seattle Seahawks.....	W	14-10	73,055
Oct. 19	at Miami Dolphins.....	W	30-28	75,284
Oct. 26	at Houston Oilers.....	W	28-17	46,459
Nov. 2	Denver Broncos.....	L	10-21	92,496
Nov. 9	at Dallas Cowboys.....	W	17-13	63,147
Nov. 16	Cleveland Browns.....	W	27-14	70,030
Nov. 20	at San Diego Chargers.....	W	37-31 (OT)	60,692*
Nov. 30	Philadelphia Eagles.....	L	27-33 (OT)	60,117
Dec. 8	at Seattle Seahawks.....	L	0-37	64,944*
Dec. 14	Kansas City Chiefs.....	L	17-20	68,771
Dec. 21	Indianapolis Colts.....	L	24-30	55,147
Home: 3-5 Away: 5-3			346-323	1,080,798

1987 (5-10)

Head Coach: Tom Flores		Result	Score	Attend
Sept. 13	at Green Bay Packers.....	W	20-0	56,999
Sept. 20	Detroit Lions.....	W	27-7	52,105
Oct. 4	Kansas City Chiefs.....	W	35-17	26,645
Oct. 12	at Denver Broncos.....	L	14-30	63,452*
Oct. 18	San Diego Chargers.....	L	17-23	34,807
Oct. 25	Seattle Seahawks.....	L	13-35	59,010
Nov. 1	at New England Patriots.....	L	23-26	61,000
Nov. 8	at Minnesota Vikings.....	L	20-31	63,208
Nov. 15	at San Diego Chargers.....	L	14-16	61,970
Nov. 22	Denver Broncos.....	L	17-23	68,116
Nov. 30	at Seattle Seahawks.....	W	37-14	64,640*
Dec. 6	Buffalo Bills.....	W	34-21	52,100
Dec. 13	at Kansas City Chiefs.....	L	10-16	70,219
Dec. 20	Cleveland Browns.....	L	17-24	51,019
Dec. 27	Chicago Bears.....	L	3-6	86,011
Home: 3-5 Away: 2-5			289-301	871,301

1988 (7-9)

Head Coach: Mike Shanahan		Result	Score	Attend
Sept. 4	San Diego Chargers.....	W	24-13	45,171
Sept. 11	at Houston Oilers.....	L	35-38	47,305
Sept. 18	L.A. Rams.....	L	17-22	86,027
Sept. 26	at Denver Broncos.....	W	30-27 (OT)	76,180*
Oct. 2	Cincinnati Bengals.....	L	21-45	45,584
Oct. 9	Miami Dolphins.....	L	14-24	55,178
Oct. 16	at Kansas City Chiefs.....	W	27-17	78,516
Oct. 23	at New Orleans Saints.....	L	6-20	69,134
Oct. 30	Kansas City Chiefs.....	W	17-10	44,032
Nov. 6	at San Diego Chargers.....	W	13-3	60,786*
Nov. 13	at San Francisco 49ers.....	W	9-3	64,523
Nov. 20	Atlanta Falcons.....	L	6-12	48,108
Nov. 28	at Seattle Seahawks.....	L	27-35	64,627*
Dec. 4	Denver Broncos.....	W	21-20	69,201
Dec. 11	at Buffalo Bills.....	L	21-37	80,217
Dec. 18	Seattle Seahawks.....	L	37-43	66,540
Home: 3-5 Away: 2-5			369-325	871,301

1989 (8-8)

Head Coach: Shanahan/Shell		Result	Score	Attend
Sept. 10	San Diego Chargers.....	W	40-14	43,086
Sept. 17	at Kansas City Chiefs.....	L	19-24	77,649
Sept. 24	at Denver Broncos.....	L	21-31	76,055
Oct. 1	Seattle Seahawks.....	L	20-24	48,002
Oct. 9	at N.Y. Jets.....	W	14-7	76,891*
Oct. 15	Kansas City Chiefs.....	W	20-14	44,131
Oct. 22	at Philadelphia Eagles.....	L	7-10	66,883
Oct. 29	Washington Redskins.....	W	37-24	56,763
Nov. 5	Cincinnati Bengals.....	W	28-7	54,241
Nov. 12	at San Diego Chargers.....	L	12-14	62,257*
Nov. 19	at Houston Oilers.....	L	7-23	61,824
Nov. 26	New England Patriots.....	W	24-21	41,349
Dec. 3	Denver Broncos.....	W	16-13 (OT)	90,016
Dec. 10	Phoenix Cardinals.....	W	16-14	46,053
Dec. 17	at Seattle Seahawks.....	L	17-23	64,632*
Dec. 24	at N.Y. Giants.....	L	17-34	77,073
Home: 7-1 Away: 1-7			297-315	986,905

NOTE - Shanahan served as head coach for first four games before Shell replaced him; Shell's career record includes his return as head coach in 2006.



ALL-TIME RESULTS BY SEASON

1990 (12-4)

Head Coach: Art Shell		Result	Score	Attend
Sept. 9	Denver Broncos.....	W	14-9	55,684
Sept. 16	at Seattle Seahawks.....	W	17-13	64,531
Sept. 23	Pittsburgh Steelers.....	W	20-3	51,063
Sept. 30	Chicago Bears.....	W	24-10	81,237
Oct. 7	at Buffalo Bills.....	L	24-38	80,332*
Oct. 14	Seattle Seahawks.....	W	24-17	51,101
Oct. 21	at San Diego Chargers.....	W	24-9	62,565
Nov. 4	at Kansas City Chiefs.....	L	7-9	77,937
Nov. 11	Green Bay Packers.....	L	16-29	52,638
Nov. 19	at Miami Dolphins.....	W	13-10	72,393*
Nov. 25	Kansas City Chiefs.....	L	24-27	65,303
Dec. 2	at Denver Broncos.....	W	23-20	76,109
Dec. 10	at Detroit Lions.....	W	38-31	80,066*
Dec. 16	Cincinnati Bengals.....	W	24-7	55,110
Dec. 22	at Minnesota Vikings.....	W	28-24	63,314
Dec. 30	San Diego Chargers.....	W	17-12	64,445
POSTSEASON (1-1)				
Jan. 13	Cincinnati Bengals (AFC Divisional) ..	W	20-10	92,488
Jan. 20	at Buffalo Bills (AFC Championship) ..	L	3-51	80,632
			Home: 6-2	Away: 6-2
			337-268	1,226,948

1991 (9-7)

Head Coach: Art Shell		Result	Score	Attend
Sept. 1	at Houston Oilers.....	L	17-47	62,425
Sept. 8	Denver Broncos.....	W	16-13	50,812
Sept. 15	Indianapolis Colts.....	W	16-0	42,008
Sept. 22	at Atlanta Falcons.....	L	17-21	59,241
Sept. 29	San Francisco 49ers.....	W	12-6	92,488
Oct. 6	San Diego Chargers.....	L	13-21	46,029
Oct. 13	at Seattle Seahawks.....	W	23-20 (OT)	64,605*
Oct. 20	L.A. Rams.....	W	20-17	86,203
Oct. 28	at Kansas City Chiefs.....	L	21-24	77,870*
Nov. 10	at Denver Broncos.....	W	17-16	76,087
Nov. 17	Seattle Seahawks.....	W	31-7	50,302
Nov. 24	at Cincinnati Bengals.....	W	38-14	60,046
Dec. 1	at San Diego Chargers.....	W	9-7	61,610*
Dec. 8	Buffalo Bills.....	L	27-30 (OT)	86,746
Dec. 16	at New Orleans Saints.....	L	0-27	68,625*
Dec. 22	Kansas City Chiefs.....	L	21-27	67,012
POSTSEASON (0-1)				
Dec. 28	at Kansas City Chiefs (AFC Wild Card) ..	L	6-10	77,191
			Home: 5-3	Away: 4-4
			298-297	1,129,300

1992 (7-9)

Head Coach: Art Shell		Result	Score	Attend
Sept. 6	at Denver Broncos.....	L	13-17	75,758*
Sept. 13	at Cincinnati Bengals.....	L	21-24 (OT)	58,445
Sept. 20	Cleveland Browns.....	L	16-28	48,537
Sept. 28	at Kansas City Chiefs.....	L	7-27	77,622
Oct. 4	N.Y. Giants.....	W	13-10	43,103
Oct. 11	Buffalo Bills.....	W	20-3	53,017
Oct. 18	at Seattle Seahawks.....	W	19-0	65,896
Oct. 25	Dallas Cowboys.....	L	13-28	92,488
Nov. 8	at Philadelphia Eagles.....	L	10-31	66,726
Nov. 15	Seattle Seahawks.....	W	20-3	58,564
Nov. 22	Denver Broncos.....	W	24-0	50,129
Nov. 29	at San Diego Chargers.....	W	3-27	62,350
Dec. 6	Kansas City Chiefs.....	L	28-7	45,227
Dec. 14	at Miami Dolphins.....	L	7-20	72,220*
Dec. 20	San Diego Chargers.....	L	14-36	40,430
Dec. 26	at Washington Redskins.....	W	21-20	56,454
			Home: 5-3	Away: 2-6
			249-281	966,966

1993 (10-6)

Head Coach: Art Shell		Result	Score	Attend
Sept. 5	Minnesota Vikings.....	W	24-7	45,136
Sept. 12	at Seattle Seahawks.....	W	17-13	65,639*
Sept. 19	Cleveland Browns.....	L	16-19	49,101
Oct. 3	at Kansas City Chiefs.....	L	9-24	78,263
Oct. 10	N.Y. Jets.....	W	24-20	42,156
Oct. 18	at Denver Broncos.....	W	23-20	75,937*
Oct. 31	San Diego Chargers.....	L	23-30	46,090
Nov. 7	at Chicago Bears.....	W	16-14	66,950
Nov. 14	Kansas City Chiefs.....	L	20-31	67,800
Nov. 21	at San Diego Chargers.....	W	12-7	63,059
Nov. 28	at Cincinnati Bengals.....	L	10-16	59,305
Dec. 5	at Buffalo Bills.....	W	25-24	79,680
Dec. 12	Seattle Seahawks.....	W	27-23	38,540
Dec. 19	Tampa Bay Buccaneers.....	W	27-20	42,453
Dec. 26	at Green Bay Packers.....	L	0-28	59,507
Jan. 2	Denver Broncos.....	W	33-30 (OT)	67,800
POSTSEASON (1-1)				
Jan. 9	Denver Broncos (AFC Wild Card) ..	W	42-24	67,800
Jan. 15	at Buffalo Bills (AFC Divisional) ..	L	23-29	80,290
			Home: 5-3	Away: 5-3
			306-326	1,095,506

1994 (9-7)

Head Coach: Art Shell		Result	Score	Attend
Sept. 5	at San Francisco 49ers.....	L	14-44	69,357*
Sept. 11	Seattle Seahawks.....	L	9-38	48,040
Sept. 18	at Denver Broncos.....	W	48-16	75,959
Sep. 25	San Diego Chargers.....	L	24-26	56,037
Oct. 9	at New England Patriots.....	W	21-17	60,992
Oct. 16	at Miami Dolphins.....	L	17-20 (OT)	74,207
Oct. 23	Atlanta Falcons.....	W	30-17	43,190
Oct. 30	Houston Oilers.....	W	17-14	43,221
Nov. 6	at Kansas City Chiefs.....	L	3-13	79,450*
Nov. 13	at L.A. Rams.....	W	20-17	68,899
Nov. 20	New Orleans Saints.....	W	24-19	43,080
Nov. 27	Pittsburgh Steelers.....	L	3-21	60,399
Dec. 5	at San Diego Chargers.....	W	24-17	63,604*
Dec. 11	Denver Broncos.....	W	23-13	60,146
Dec. 18	at Seattle Seahawks.....	W	17-16	65,991*
Dec. 24	Kansas City Chiefs.....	L	9-19	67,642
			Home: 4-4	Away: 5-3
			303-327	980,214

1995 (8-8)

Head Coach: Mike White		Result	Score	Attend
Sept. 3	San Diego Chargers.....	W	17-7	50,323
Sept. 10	at Washington Redskins.....	W	20-8	56,454
Sept. 17	at Kansas City Chiefs.....	L	17-23 (OT)	79,359
Sept. 24	Philadelphia Eagles.....	W	48-17	50,101
Oct. 1	at N.Y. Jets.....	W	47-10	77,716*
Oct. 8	Seattle Seahawks.....	W	34-14	50,732
Oct. 16	at Denver Broncos.....	L	0-27	75,964*
Oct. 22	Indianapolis Colts.....	W	30-17	54,444
Nov. 5	at Cincinnati Bengals.....	W	20-17	59,864
Nov. 12	at N.Y. Giants.....	W	17-13	78,005
Nov. 19	Dallas Cowboys.....	L	21-34	54,444
Nov. 27	at San Diego Chargers.....	L	6-12	63,177*
Dec. 3	Kansas City Chiefs.....	L	23-29	54,444
Dec. 10	Pittsburgh Steelers.....	L	10-29	54,444
Dec. 17	at Seattle Seahawks.....	L	10-44	66,127*
Dec. 24	Denver Broncos.....	L	28-31	54,444
			Home: 4-4	Away: 4-4
			348-332	980,042

NOTE - Team returned to Oakland prior to season



ALL-TIME RESULTS BY SEASON

1996 (7-9)

Head Coach: Mike White		Result	Score	Attend
Sept. 1	at Baltimore Ravens	L	14-19	64,496
Sept. 8	at Kansas City Chiefs	L	3-19	79,523
Sept. 15	Jacksonville Jaguars	W	17-3	46,433
Sept. 22	San Diego Chargers	L	34-40	49,249
Sept. 29	at Chicago Bears	L	17-19	66,944
Oct. 6	at N.Y. Jets	W	34-13	77,716
Oct. 13	Detroit Lions	W	37-21	50,125
Oct. 21	at San Diego Chargers	W	23-14	62,583*
Nov. 4	Denver Broncos	L	21-22	61,656*
Nov. 10	at Tampa Bay Buccaneers	L	17-20 (OT)	46,300
Nov. 17	Minnesota Vikings	L	13-16 (OT)	47,175*
Nov. 24	at Seattle Seahawks	W	27-21	55,057
Dec. 1	Miami Dolphins	W	17-7	61,436
Dec. 9	Kansas City Chiefs	W	26-7	61,587*
Dec. 15	at Denver Broncos	L	19-24	75,896
Dec. 22	Seattle Seahawks	L	21-28	47,357
Home: 4-4		Away: 3-5	340-293	953,533

1997 (4-12)

Head Coach: Joe Bugel		Result	Score	Attend
Aug. 31	at Tennessee Oilers	L	21-24 (OT)	30,171
Sept. 8	Kansas City Chiefs	L	27-28	61,523*
Sept. 14	at Atlanta Falcons	W	36-31	47,922
Sept. 21	at N.Y. Jets	L	22-23	77,716
Sept. 28	St. Louis Rams	W	35-17	42,506
Oct. 5	San Diego Chargers	L	10-25	43,648
Oct. 19	Denver Broncos	W	28-25	57,006
Oct. 26	at Seattle Seahawks	L	34-45	66,624
Nov. 2	at Carolina Panthers	L	14-38	71,064
Nov. 9	New Orleans Saints	L	10-13	40,091
Nov. 16	at San Diego Chargers	W	38-13	65,714*
Nov. 24	at Denver Broncos	L	3-31	75,953*
Nov. 30	Miami Dolphins	L	16-34	50,569
Dec. 7	at Kansas City Chiefs	L	0-30	79,818
Dec. 14	Seattle Seahawks	L	21-22	40,124
Dec. 21	Jacksonville Jaguars	L	9-20	40,032
Home: 2-6		Away: 2-6	324-419	890,481

1998 (8-8)

Head Coach: Jon Gruden		Result	Score	Attend
Sept. 6	at Kansas City Chiefs	L	8-28	79,765
Sept. 13	N.Y. Giants	W	20-17	40,545
Sept. 20	Denver Broncos	L	17-34	56,578
Sept. 27	at Dallas Cowboys	W	13-12	63,544
Oct. 4	at Arizona Cardinals	W	23-20	53,240
Oct. 11	San Diego Chargers	W	7-6	42,467
Oct. 25	Cincinnati Bengals	W	27-10	40,089*
Nov. 1	at Seattle Seahawks	W	31-18	66,246*
Nov. 8	at Baltimore Ravens	L	10-13	69,037
Nov. 15	Seattle Seahawks	W	20-17	51,527
Nov. 22	at Denver Broncos	L	14-40	75,931
Nov. 29	Washington Redskins	L	19-29	41,409
Dec. 6	Miami Dolphins	L	17-27	61,254
Dec. 13	at Buffalo Bills	L	21-44	62,002
Dec. 20	at San Diego Chargers	W	17-10	60,716
Dec. 26	Kansas City Chiefs	L	24-31	52,679
Home: 4-4		Away: 4-4	324-419	890,481



Jon Gruden

1999 (8-8)

Head Coach: Jon Gruden		Result	Score	Attend
Sept. 12	at Green Bay Packers	L	24-28	59,872
Sept. 19	at Minnesota Vikings	W	22-17	64,080
Sept. 26	Chicago Bears	W	24-17	50,458
Oct. 3	at Seattle Seahawks	L	21-22	66,400*
Oct. 10	Denver Broncos	L	13-16	55,704
Oct. 17	at Buffalo Bills	W	20-14	71,113
Oct. 24	N.Y. Jets	W	24-23	47,326
Oct. 31	Miami Dolphins	L	9-16	61,556
Nov. 14	San Diego Chargers	W	28-9	43,353
Nov. 22	at Denver Broncos	L	21-27 (OT)	70,012*
Nov. 28	Kansas City Chiefs	L	34-37	48,632
Dec. 5	Seattle Seahawks	W	30-21	44,716
Dec. 9	at Tennessee Titans	L	14-21	66,357*
Dec. 19	Tampa Bay Buccaneers	W	45-0	46,395
Dec. 26	at San Diego Chargers	L	20-23	63,846
Jan. 2	at Kansas City Chiefs	W	41-38 (OT)	79,026
Home: 5-3		Away: 3-5	390-329	874,846

2000 (12-4)

Head Coach: Jon Gruden		Result	Score	Attend
Sept. 3	San Diego Chargers	W	9-6	56,373
Sept. 10	at Indianapolis Colts	W	38-31	56,769
Sept. 17	Denver Broncos	L	24-33	62,078
Sept. 24	Cleveland Browns	W	36-10	45,702
Oct. 8	at San Francisco 49ers	W	34-28 (OT)	68,344
Oct. 15	at Kansas City Chiefs	W	20-17	79,025
Oct. 22	Seattle Seahawks	W	31-3	57,490
Oct. 29	at San Diego Chargers	W	15-13	66,659*
Nov. 5	Kansas City Chiefs	W	49-31	62,428
Nov. 13	at Denver Broncos	L	24-27	75,951*
Nov. 19	at New Orleans Saints	W	31-22	64,900
Nov. 26	Atlanta Falcons	W	41-14	55,175
Dec. 3	at Pittsburgh Steelers	L	20-21	55,811
Dec. 10	N.Y. Jets	W	31-7	62,632*
Dec. 16	at Seattle Seahawks	L	24-27	68,681
Dec. 24	Carolina Panthers	W	52-9	60,637

POSTSEASON (1-1)

Jan. 6	Miami Dolphins (Divisional)	W	27-0	61,998
Jan. 14	Baltimore Ravens (Championship)	L	3-16	62,748
Home: 7-1		Away: 5-3	479-299	1,123,401

2001 (10-6)

Head Coach: Jon Gruden		Result	Score	Attend
Sept. 9	at Kansas City Chiefs	W	27-24	78,844
Sept. 23	at Miami Dolphins	L	15-18	73,404
Sept. 30	Seattle Seahawks	W	38-14	54,629
Oct. 7	Dallas Cowboys	W	28-21	61,535
Oct. 14	at Indianapolis Colts	W	23-18	56,972*
Oct. 28	at Philadelphia Eagles	W	20-10	65,342
Nov. 5	Denver Broncos	W	38-28	62,637*
Nov. 11	at Seattle Seahawks	L	27-34	67,231*
Nov. 18	San Diego Chargers	W	34-24	61,960
Nov. 25	at N.Y. Giants	W	28-10	78,756
Dec. 2	Arizona Cardinals	L	31-34 (OT)	46,601
Dec. 9	Kansas City Chiefs	W	28-26	60,784
Dec. 15	at San Diego Chargers	W	13-6	67,349*
Dec. 22	Tennessee Titans	L	10-13	61,934*
Dec. 30	at Denver Broncos	L	17-23	75,582
Jan. 6	N.Y. Jets	L	22-24	62,011

POSTSEASON (1-1)

Jan. 12	N.Y. Jets (Wild Card)	W	38-24	61,503
Jan. 19	at New England Patriots (Divisional)	L	13-16 (OT)	60,292
Home: 5-3		Away: 5-3	399-327	1,157,366



ALL-TIME RESULTS BY SEASON

2002 (11-5)

Head Coach: Bill Callahan		Result	Score	Attend
Sept. 8	Seattle Seahawks.....	W	31-17	53,260
Sept. 15	at Pittsburgh Steelers.....	W	30-17	62,260*
Sept. 29	Tennessee Titans.....	W	52-25	58,719
Oct. 6	at Buffalo Bills.....	W	49-31	73,038
Oct. 13	at St. Louis Rams.....	L	13-28	66,070
Oct. 20	San Diego Chargers.....	L	21-27 (OT)	60,974
Oct. 27	at Kansas City Chiefs.....	L	10-20	78,685
Nov. 3	San Francisco 49ers.....	L	20-23 (OT)	62,660
Nov. 11	at Denver Broncos.....	W	34-10	76,643*
Nov. 17	New England Patriots.....	W	27-20	62,552*
Nov. 24	at Arizona Cardinals.....	W	41-20	58,814
Dec. 2	N.Y. Jets.....	W	26-20	62,257*
Dec. 8	at San Diego Chargers.....	W	27-7	67,968
Dec. 15	at Miami Dolphins.....	L	17-23	73,572
Dec. 22	Denver Broncos.....	W	28-16	62,592
Dec. 28	Kansas City Chiefs.....	W	24-0	62,078

POSTSEASON (2-1)

Jan. 12	N.Y. Jets (AFC Divisional).....	W	30-10	62,207
Jan. 19	Tennessee Titans (AFC Championship) W		41-24	62,544
Jan. 26	Tampa Bay Buccaneers			
(SB XXXVII at San Diego).....	L	21-48	67,603	
Home: 6-2		Away: 5-3		450-304 1,234,496

2003 (4-12)

Head Coach: Bill Callahan		Result	Score	Attend
Sept. 7	at Tennessee Titans.....	L	20-25	68,809*
Sept. 14	Cincinnati Bengals.....	W	23-20	50,135
Sept. 22	at Denver Broncos.....	L	10-31	76,753*
Sept. 28	San Diego Chargers.....	W	34-31 (OT)	54,078
Oct. 5	at Chicago Bears.....	L	21-24	61,099
Oct. 12	at Cleveland Browns.....	L	7-13	73,318
Oct. 20	Kansas City Chiefs.....	L	10-17	62,391*
Nov. 2	at Detroit Lions.....	L	13-23	61,561
Nov. 9	N.Y. Jets.....	L	24-27 (OT)	51,909
Nov. 16	Minnesota Vikings.....	W	28-18	56,653
Nov. 23	at Kansas City Chiefs.....	L	24-27	78,889
Nov. 30	Denver Broncos.....	L	8-22	57,201
Dec. 7	at Pittsburgh Steelers.....	L	7-27	53,079
Dec. 14	Baltimore Ravens.....	W	20-12	45,398
Dec. 22	Green Bay Packers.....	L	7-41	62,298*
Dec. 28	at San Diego Chargers.....	L	14-21	62,222
Home: 4-4		Away: 0-8		270-379 975,793

2004 (5-11)

Head Coach: Norv Turner		Result	Score	Attend
Sept. 12	at Pittsburgh Steelers.....	L	21-24	60,147
Sept. 19	Buffalo Bills.....	W	13-10	53,610
Sept. 26	Tampa Bay Buccaneers.....	W	30-20	60,874*
Oct. 3	at Houston Texans.....	L	17-30	70,741
Oct. 10	at Indianapolis Colts.....	L	14-35	57,230
Oct. 17	Denver Broncos.....	L	3-31	62,507
Oct. 24	New Orleans Saints.....	L	26-31	45,337
Oct. 31	at San Diego Chargers.....	L	14-42	66,210
Nov. 7	at Carolina Panthers.....	W	27-24	73,518
Nov. 21	San Diego Chargers.....	L	17-23	46,905
Nov. 28	at Denver Broncos.....	W	25-24	75,936*
Dec. 5	Kansas City Chiefs.....	L	27-34	51,292
Dec. 12	at Atlanta Falcons.....	L	10-35	70,616
Dec. 19	Tennessee Titans.....	W	40-35	44,299
Dec. 25	at Kansas City Chiefs.....	L	30-31	77,289
Jan. 2	Jacksonville Jaguars.....	L	6-13	41,122
Home: 3-5		Away: 2-6		320-442 957,623

2005 (4-12)

Head Coach: Norv Turner		Result	Score	Attend
Sept. 8	at New England Patriots.....	L	20-30	68,756*
Sept. 18	Kansas City Chiefs.....	L	17-23	62,273*
Sept. 25	at Philadelphia Eagles.....	L	20-23	67,735
Oct. 2	Dallas Cowboys.....	W	19-13	62,400
Oct. 16	San Diego Chargers.....	L	14-27	52,666
Oct. 23	Buffalo Bills.....	W	38-17	42,779
Oct. 30	at Tennessee Titans.....	W	34-25	69,149
Nov. 6	at Kansas City Chiefs.....	L	23-27	79,033
Nov. 13	Denver Broncos.....	L	17-31	62,779
Nov. 20	at Washington Redskins.....	W	16-13	90,129
Nov. 27	Miami Dolphins.....	L	21-33	49,097
Dec. 4	at San Diego Chargers.....	L	10-34	66,436*
Dec. 11	at N.Y. Jets.....	L	10-26	77,561
Dec. 18	Cleveland Browns.....	L	7-9	41,862
Dec. 24	at Denver Broncos.....	L	3-22	76,212
Dec. 31	N.Y. Giants.....	L	21-30	44,594*
Home: 2-6		Away: 2-6		290-383 1,013,461

2006 (2-14)

Head Coach: Art Shell		Result	Score	Attend
Sept. 11	San Diego Chargers.....	L	0-27	62,578*
Sept. 17	at Baltimore Ravens.....	L	6-28	70,744
Oct. 1	Cleveland Browns.....	L	21-24	61,426
Oct. 8	at San Francisco 49ers.....	L	20-34	68,368
Oct. 15	at Denver Broncos.....	L	3-13	76,691*
Oct. 22	Arizona Cardinals.....	W	22-9	61,595
Oct. 29	Pittsburgh Steelers.....	W	20-13	62,385
Nov. 6	at Seattle Seahawks.....	L	0-16	67,816*
Nov. 12	Denver Broncos.....	L	13-17	62,094
Nov. 19	at Kansas City Chiefs.....	L	13-17	78,097
Nov. 26	at San Diego Chargers.....	L	14-21	66,105
Dec. 3	Houston Texans.....	L	14-23	46,276
Dec. 10	at Cincinnati Bengals.....	L	10-27	65,882
Dec. 17	St. Louis Rams.....	L	0-20	50,164
Dec. 23	Kansas City Chiefs.....	L	9-20	61,446*
Dec. 31	at N.Y. Jets.....	L	3-23	78,039
Home: 2-6		Away: 0-8		168-332 1,039,706

2007 (4-12)

Head Coach: Lane Kiffin		Result	Score	Attend
Sept. 9	Detroit Lions.....	L	21-36	61,547
Sept. 16	at Denver Broncos.....	L	20-23 (OT)	76,784
Sept. 23	Cleveland Browns.....	W	26-24	51,075
Sept. 30	at Miami Dolphins.....	W	35-17	70,621
Oct. 14	at San Diego Chargers.....	L	14-28	67,523
Oct. 21	Kansas City Chiefs.....	L	10-12	62,240
Oct. 28	at Tennessee Titans.....	L	9-13	69,143
Nov. 4	Houston Texans.....	L	17-24	49,603
Nov. 11	Chicago Bears.....	L	6-17	62,715
Nov. 18	at Minnesota Vikings.....	L	22-29	62,960
Nov. 25	at Kansas City Chiefs.....	W	20-17	76,210
Dec. 2	Denver Broncos.....	W	34-20	61,990
Dec. 9	at Green Bay Packers.....	L	7-38	70,828
Dec. 16	Indianapolis Colts.....	L	14-21	62,000
Dec. 23	at Jacksonville Jaguars.....	L	11-49	66,905
Dec. 30	San Diego Chargers.....	L	17-30	61,706
Home: 2-6		Away: 2-6		283-398 1,033,850



ALL-TIME RESULTS BY SEASON

2008 (5-11)

Head Coach: Kiffin/Cable		Result	Score	Attend
Sept. 8	Denver Broncos.....	L	14-41	62,762*
Sept. 14	at Kansas City Chiefs.....	W	23-8	74,480
Sept. 21	at Buffalo Bills.....	L	23-24	71,297
Sept. 28	San Diego Chargers.....	L	18-28	61,808
Oct. 12	at New Orleans Saints.....	L	3-34	70,068
Oct. 19	N.Y. Jets.....	W	16-13 (OT)	61,901
Oct. 26	at Baltimore Ravens.....	L	10-29	71,254
Nov. 2	Atlanta Falcons.....	L	0-24	61,196
Nov. 9	Carolina Panthers.....	L	6-17	47,888
Nov. 16	at Miami Dolphins.....	L	15-17	65,113
Nov. 23	at Denver Broncos.....	W	31-10	76,067
Nov. 30	Kansas City Chiefs.....	L	13-20	61,379
Dec. 4	at San Diego Chargers.....	L	7-34	68,097*
Dec. 14	New England Patriots.....	L	26-49	62,179
Dec. 21	Houston Texans.....	W	27-16	43,687
Dec. 28	at Tampa Bay Buccaneers.....	W	31-24	64,847
Home: 2-6 Away: 3-5			263-388	1,033,850

NOTE -- Kiffin served as head coach for first four games before Cable replaced him.

2009 (5-11)

Head Coach: Tom Cable		Result	Score	Attend
Sept. 14	San Diego Chargers.....	L	20-24	61,940*
Sept. 20	at Kansas City Chiefs.....	W	13-10	69,169
Sept. 27	Denver Broncos.....	L	3-23	45,602
Oct. 4	at Houston Texans.....	L	6-29	70,291
Oct. 11	at N.Y. Giants.....	L	7-44	79,012
Oct. 18	Philadelphia Eagles.....	W	13-9	49,642
Oct. 25	N.Y. Jets.....	L	0-38	39,354
Nov. 1	at San Diego Chargers.....	L	16-24	67,016
Nov. 15	Kansas City Chiefs.....	L	10-16	40,720
Nov. 22	Cincinnati Bengals.....	W	20-17	34,112
Nov. 26	at Dallas Cowboys.....	L	7-24	83,489
Dec. 6	at Pittsburgh Steelers.....	W	27-24	61,820
Dec. 13	Washington Redskins.....	L	13-34	44,506
Dec. 20	at Denver Broncos.....	W	20-19	74,502
Dec. 27	at Cleveland Browns.....	L	9-23	67,964
Jan. 3	Baltimore Ravens.....	L	13-21	38,400
Home: 2-6 Away: 3-5			197-379	927,539

2010 (8-8)

Head Coach: Tom Cable		Result	Score	Attend
Sept. 12	at Tennessee Titans.....	L	13-38	69,143
Sept. 19	St. Louis Rams.....	W	16-14	48,396
Sept. 26	at Arizona Cardinals.....	L	23-24	62,439
Oct. 3	Houston Texans.....	L	24-31	32,218
Oct. 10	San Diego Chargers.....	W	35-27	48,279
Oct. 17	at San Francisco 49ers.....	L	9-17	69,732
Oct. 24	at Denver Broncos.....	W	59-14	75,835
Oct. 31	Seattle Seahawks.....	W	33-3	35,721
Nov. 7	Kansas City Chiefs.....	W	23-20 (OT)	61,075
Nov. 21	at Pittsburgh Steelers.....	L	3-35	64,987
Nov. 28	Miami Dolphins.....	L	17-33	48,946
Dec. 5	at San Diego Chargers.....	W	28-13	68,183
Dec. 12	at Jacksonville Jaguars.....	L	31-38	62,570
Dec. 19	Denver Broncos.....	W	39-23	44,246
Dec. 26	Indianapolis Colts.....	L	26-31	52,567
Jan. 2	at Kansas City Chiefs.....	W	31-10	67,045
Home: 5-3 Away: 3-5			410-371	911,382

2011 (8-8)

Head Coach: Hue Jackson		Result	Score	Attend
Sept. 12	at Denver Broncos.....	W	23-20	75,671*
Sept. 18	at Buffalo Bills.....	L	35-38	68,191
Sept. 25	N.Y. Jets.....	W	34-24	61,546
Oct. 2	New England Patriots.....	L	19-31	62,572
Oct. 9	at Houston Texans.....	W	25-20	71,420
Oct. 16	Cleveland Browns.....	W	24-17	57,300
Oct. 23	Kansas City Chiefs.....	L	0-28	57,361
Nov. 6	Denver Broncos.....	L	24-38	58,125
Nov. 10	at San Diego Chargers.....	W	24-17	68,109*
Nov. 20	at Minnesota Vikings.....	W	27-21	62,748
Nov. 27	Chicago Bears.....	W	25-20	59,244
Dec. 4	at Miami Dolphins.....	L	14-34	57,225
Dec. 11	at Green Bay Packers.....	L	16-46	70,524
Dec. 18	Detroit Lions.....	L	27-28	59,069
Dec. 24	at Kansas City Chiefs.....	W	16-13 (OT)	70,803
Jan. 1	San Diego Chargers.....	L	26-38	58,727
Home: 3-5 Away: 5-3			359-433	1,018,629



Dennis Allen

2012 (4-12)

Head Coach: Dennis Allen		Result	Score	Attend
Sept. 10	San Diego Chargers.....	L	14-22	61,896
Sept. 16	at Miami Dolphins.....	L	13-35	54,245
Sept. 23	Pittsburgh Steelers.....	W	34-31	62,373
Sept. 30	at Denver Broncos.....	L	6-37	76,787
Oct. 14	at Atlanta Falcons.....	L	20-23	69,383
Oct. 21	Jacksonville Jaguars.....	W	26-23 (OT)	51,634
Oct. 28	at Kansas City Chiefs.....	W	26-16	74,730
Nov. 4	Tampa Bay Buccaneers.....	L	32-42	52,055
Nov. 11	at Baltimore Ravens.....	L	20-55	71,339
Nov. 18	New Orleans Saints.....	L	17-38	56,880
Nov. 25	at Cincinnati Bengals.....	L	10-34	56,503
Dec. 2	Cleveland Browns.....	L	17-20	43,641
Dec. 6	Denver Broncos.....	L	13-26	53,807
Dec. 16	Kansas City Chiefs.....	W	15-0	51,446
Dec. 23	at Carolina Panthers.....	L	6-17	73,026
Dec. 30	at San Diego Chargers.....	L	21-24	66,486
Home: 3-5 Away: 1-7			290-443	976,231



RESULTS BY SEASON SUMMARY

OVERALL					HOME					AWAY				
YEAR	W	L	T	Pct	YEAR	W	L	T	Pct	YEAR	W	L	T	Pct
1960	6	8	0	.429	1960	3	4	0	.429	1960	3	4	0	.429
1961	2	12	0	.143	1961	1	6	0	.143	1961	1	6	0	.143
1962	1	13	0	.071	1962	1	6	0	.143	1962	0	7	0	.000
1963	10	4	0	.714	1963	6	1	0	.857	1963	4	3	0	.571
1964	5	7	2	.417	1964	5	2	0	.714	1964	0	5	2	.000
1965	8	5	1	.615	1965	5	2	0	.714	1965	3	3	1	.500
1966	8	5	1	.615	1966	3	3	1	.500	1966	5	2	0	.714
1967	13	1	0	.929	1967	7	0	0	1.000	1967	6	1	0	.857
1968	12	2	0	.857	1968	6	1	0	.857	1968	6	1	0	.857
1969	12	1	1	.923	1969	7	0	0	1.000	1969	5	1	1	.833
1970	8	4	2	.667	1970	6	1	0	.857	1970	2	3	2	.400
1971	8	4	2	.667	1971	5	1	1	.833	1971	3	3	1	.500
1972	10	3	1	.769	1972	5	1	1	.833	1972	5	2	0	.714
1973	9	4	1	.692	1973	5	2	0	.714	1973	4	2	1	.667
1974	12	2	0	.857	1974	6	1	0	.857	1974	6	1	0	.857
1975	11	3	0	.786	1975	6	1	0	.857	1975	5	2	0	.714
1976	13	1	0	.929	1976	7	0	0	1.000	1976	6	1	0	.857
1977	11	3	0	.786	1977	6	1	0	.857	1977	5	2	0	.714
1978	9	7	0	.563	1978	4	4	0	.500	1978	5	3	0	.625
1979	9	7	0	.563	1979	6	2	0	.750	1979	3	5	0	.375
1980	11	5	0	.688	1980	6	2	0	.750	1980	5	3	0	.625
1981	7	9	0	.438	1981	4	4	0	.500	1981	3	5	0	.375
1982	8	1	0	.889	1982	4	0	0	1.000	1982	4	1	0	.800
1983	12	4	0	.750	1983	6	2	0	.750	1983	6	2	0	.750
1984	11	5	0	.688	1984	6	2	0	.750	1984	5	3	0	.625
1985	12	4	0	.750	1985	7	1	0	.875	1985	5	3	0	.625
1986	8	8	0	.500	1986	3	5	0	.375	1986	5	3	0	.625
1987	5	10	0	.333	1987	3	5	0	.375	1987	2	5	0	.286
1988	7	9	0	.438	1988	3	5	0	.375	1988	4	4	0	.500
1989	8	8	0	.500	1989	7	1	0	.875	1989	1	7	0	.125
1990	12	4	0	.750	1990	6	2	0	.750	1990	6	2	0	.750
1991	9	7	0	.563	1991	5	3	0	.625	1991	4	4	0	.500
1992	7	9	0	.438	1992	5	3	0	.625	1992	2	6	0	.250
1993	10	6	0	.625	1993	5	3	0	.625	1993	5	3	0	.625
1994	9	7	0	.563	1994	4	4	0	.500	1994	5	3	0	.625
1995	8	8	0	.500	1995	4	4	0	.500	1995	4	4	0	.500
1996	7	9	0	.438	1996	4	4	0	.500	1996	3	5	0	.375
1997	4	12	0	.250	1997	2	6	0	.250	1997	2	6	0	.250
1998	8	8	0	.500	1998	4	4	0	.500	1998	4	4	0	.500
1999	8	8	0	.500	1999	5	3	0	.625	1999	3	5	0	.375
2000	12	4	0	.750	2000	7	1	0	.875	2000	5	3	0	.625
2001	10	6	0	.625	2001	5	3	0	.625	2001	5	3	0	.625
2002	11	5	0	.688	2002	6	2	0	.750	2002	5	3	0	.625
2003	4	12	0	.250	2003	4	4	0	.500	2003	0	8	0	.000
2004	5	11	0	.313	2004	3	5	0	.375	2004	2	6	0	.250
2005	4	12	0	.250	2005	2	6	0	.250	2005	2	6	0	.250
2006	2	14	0	.125	2006	2	6	0	.250	2006	0	8	0	.000
2007	4	12	0	.250	2007	2	6	0	.250	2007	2	6	0	.250
2008	5	11	0	.313	2008	2	6	0	.250	2008	3	5	0	.375
2009	5	11	0	.313	2009	2	6	0	.250	2009	3	5	0	.375
2010	8	8	0	.500	2010	5	3	0	.625	2010	3	5	0	.375
2011	8	8	0	.500	2011	3	5	0	.375	2011	5	3	0	.625
2012	4	12	0	.250	2012	3	5	0	.375	2012	1	7	0	.125
TOTAL	430	363	11	.542	TOTAL	239	160	3	.599	TOTAL	191	203	8	.485

BY DECADE, REGULAR SEASON

	Overall	Pct	Home	Pct	Away	Pct
1960-69	77-58-5	.570	44-25-1	.638	33-33-4	.500
1970-79	100-38-6	.725	56-14-2	.800	44-24-4	.647
1980-89	89-63-0	.586	49-27-0	.645	40-36-0	.526
1990-99	82-78-0	.513	44-36-0	.550	38-42-0	.475
2000-09	62-98-0	.388	35-45-0	.438	27-53-0	.338
2010-12	20-28-0	.417	11-13-0	.458	9-15-0	.375



RESULTS BY SEASON SUMMARY

ALL-TIME vs. AFL/AFC WEST

Year	W-L-T	Home	Road	Den	DalT/KC	LA/SD	Sea	TB	Year	W-L-T	Home	Road	Den	DalT/KC	LA/SD	Sea	TB
1960	2-4-0	1-2-0	1-2-0	1-1-0	1-1-0	0-2-0	-	-	1987	2-6-0	1-3-0	1-3-0	0-2-0	1-1-0	0-2-0	1-1-0	-
1961	1-5-0	1-2-0	0-3-0	1-1-0	0-2-0	0-2-0	-	-	1988	6-2-0	3-1-0	3-1-0	2-0-0	2-0-0	2-0-0	0-2-0	-
1962	0-6-0	0-3-0	0-3-0	0-2-0	0-2-0	0-2-0	-	-	1989	3-5-0	3-1-0	0-4-0	1-1-0	1-1-0	1-1-0	0-2-0	-
1963	6-0-0	3-0-0	3-0-0	2-0-0	2-0-0	2-0-0	-	-	1990	6-2-0	3-1-0	3-1-0	2-0-0	0-2-0	2-0-0	2-0-0	-
1964	2-3-1	2-1-0	0-2-1	1-0-1	0-2-0	1-1-0	-	-	1991	5-3-0	2-2-0	3-1-0	2-0-0	0-2-0	1-1-0	2-0-0	-
1965	3-3-0	2-1-0	1-2-0	2-0-0	1-1-0	0-2-0	-	-	1992	4-4-0	3-1-0	1-3-0	1-1-0	1-1-0	0-2-0	2-0-0	-
1966	4-2-0	1-2-0	3-0-0	2-0-0	1-1-0	1-1-0	-	-	1993	5-3-0	2-2-0	3-1-0	2-0-0	0-2-0	1-1-0	2-0-0	-
1967	6-0-0	3-0-0	3-0-0	2-0-0	2-0-0	2-0-0	-	-	1994	4-4-0	1-3-0	3-1-0	2-0-0	0-2-0	1-1-0	1-1-0	-
1968	4-2-0	2-1-0	2-1-0	2-0-0	1-1-0	1-1-0	-	-	1995	2-6-0	2-2-0	0-4-0	0-2-0	0-2-0	1-1-0	1-1-0	-
1969	6-0-0	3-0-0	3-0-0	2-0-0	2-0-0	2-0-0	-	-	1996	3-5-0	1-3-0	2-2-0	0-2-0	1-1-0	1-1-0	1-1-0	-
1970	4-0-2	3-0-0	1-0-2	2-0-0	1-0-1	1-0-1	-	-	1997	2-6-0	1-3-0	1-3-0	1-1-0	0-2-0	1-1-0	0-2-0	-
1971	4-1-1	2-0-1	2-1-0	2-0-0	0-1-1	2-0-0	-	-	1998	4-4-0	2-2-0	2-2-0	0-2-0	0-2-0	2-0-0	2-0-0	-
1972	3-2-1	1-1-1	2-1-0	1-1-0	1-1-0	1-0-1	-	-	1999	3-5-0	2-2-0	1-3-0	0-2-0	1-1-0	1-1-0	1-1-0	-
1973	4-1-1	3-0-0	1-1-1	1-0-1	1-1-0	2-0-0	-	-	2000	5-3-0	3-1-0	2-2-0	0-2-0	2-0-0	2-0-0	1-1-0	-
1974	5-1-0	2-1-0	3-0-0	1-1-0	2-0-0	2-0-0	-	-	2001	6-2-0	4-0-0	2-2-0	1-1-0	2-0-0	2-0-0	1-1-0	-
1975	5-1-0	3-0-0	2-1-0	2-0-0	1-1-0	2-0-0	-	-	2002	4-2-0	2-1-0	2-1-0	2-0-0	1-1-0	1-1-0	-	-
1976	7-0-0	4-0-0	3-0-0	2-0-0	2-0-0	2-0-0	-	-1-0-0	2003	1-5-0	1-2-0	0-3-0	0-2-0	0-2-0	1-1-0	-	-
1977	5-2-0	3-1-0	2-1-0	1-1-0	2-0-0	1-1-0	1-0-0	-	2004	1-5-0	0-3-0	1-2-0	1-1-0	0-2-0	0-2-0	-	-
1978	3-5-0	1-3-0	2-2-0	0-2-0	2-0-0	1-1-0	0-2-0	-	2005	0-6-0	0-3-0	0-3-0	0-2-0	0-2-0	0-2-0	-	-
1979	3-5-0	2-2-0	1-3-0	2-0-0	0-2-0	1-1-0	0-2-0	-	2006	0-6-0	0-3-0	0-3-0	0-2-0	0-2-0	0-2-0	-	-
1980	6-2-0	3-1-0	3-1-0	2-0-0	1-1-0	1-1-0	2-0-0	-	2007	2-4-0	1-2-0	1-2-0	1-1-0	1-1-0	0-2-0	-	-
1981	2-6-0	1-3-0	1-3-0	0-2-0	0-2-0	0-2-0	2-0-0	-	2008	2-4-0	0-3-0	2-1-0	1-1-0	1-1-0	0-2-0	-	-
1982	5-0-0	3-0-0	2-0-0	1-0-0	1-0-0	2-0-0	1-0-0	-	2009	2-4-0	0-3-0	2-1-0	1-1-0	1-1-0	0-2-0	-	-
1983	6-2-0	3-1-0	3-1-0	2-0-0	2-0-0	2-0-0	0-2-0	-	2010	6-0-0	3-0-0	3-0-0	2-0-0	2-0-0	2-0-0	-	-
1984	5-3-0	3-1-0	2-2-0	0-2-0	2-0-0	2-0-0	1-1-0	-	2011	3-3-0	0-3-0	3-0-0	1-1-0	1-1-0	1-1-0	-	-
1985	5-3-0	4-0-0	1-3-0	2-0-0	1-1-0	1-1-0	1-1-0	-	2012	2-4-0	1-2-0	1-2-0	0-2-0	2-0-0	0-2-0	-	-
1986	4-4-0	2-2-0	2-2-0	0-2-0	1-1-0	2-0-0	1-1-0	-	TOTAL	193-166-6	103-80-2	90-86-4	59-44-2	50-53-2	57-47-2	26-22-0	1-0-0

LARGEST MARGINS

...of Victory

- 51 points (51-0) Sept. 10, 1967, vs. Denver
- *49 points (56-7) Dec. 21, 1969, vs. Houston
- 45 points (45-0) Dec. 19, 1999, vs. Tampa Bay
- 45 points (59-14) Oct. 24, 2010, at Denver
- 43 points (52-9) Dec. 24, 2000, vs. Carolina
- 42 points (42-0) Nov. 4, 1973, vs. N.Y. Giants
- 42 points (48-6) Sept. 15, 1968, at Buffalo
- 41 points (51-10) Oct. 29, 1967, vs. San Diego
- 38 points (48-10) Dec. 17, 1960, vs. Denver
- 37 points (44-7) Nov. 6, 1977, vs. Seattle
- 37 points (47-10) Oct. 1, 1995, at N.Y. Jets

...of Defeat

- 55 points (0-55) Sept. 9, 1961, at Houston
- *48 points (3-51) Jan. 20, 1991, at Buffalo
- 44 points (0-44) Sept. 17, 1961, at San Diego
- 38 points (11-49) Dec. 23, 2007, at Jacksonville
- 37 points (7-44) Oct. 5, 1962, at Denver
- 37 points (0-37) Dec. 8, 1986, at Seattle
- 37 points (7-44) Oct. 11, 2009, at N.Y. Giants
- 35 points (20-55) Nov. 11, 2012, at Baltimore
- 34 points (21-55) Nov. 22, 1981, vs. San Diego
- 34 points (10-44) Dec. 17, 1995, at Seattle

*playoff game



Mark van Eeghen



SUPER BOWLS

SUPER BOWL II

Miami Orange Bowl; Sunday, Jan. 14, 1968; Attendance: 75,546; Time: 2:34 PM PST; Weather: 68°F; partly cloudy, 52% humidity, wind W 14 mph

The Raiders stormed into Super Bowl II after claiming the club's first-ever American Football League championship with a 40-7 romp over the Houston Oilers on Dec. 31, 1966. The Raiders mounted a spirited challenge to the Green Bay Packers, the defending Super Bowl champions, but ultimately fell short in Miami, 33-14.

In a game that drew the first \$3 million gate in football history, the Bart Starr-led Packers jumped out to a 13-0 lead in the second quarter after a 62-yard touchdown reception by Boyd Dowler. The Raiders cut into the lead with a 23-yard touchdown pass from Daryle Lamonica to Bill Miller, the first of two touchdown receptions on the day for the wide receiver, who played collegiately at the University of Miami.

Down 16-7 entering the second half, the Raiders were unable to contain a Packers offense that added a 2-yard touchdown run by Donny Anderson and Don Chandler's fourth field goal of the day, in the third quarter. Herb Adderley's 60-yard interception return for a touchdown on a fourth-quarter Lamonica pass sealed the Packers victory. Lamonica connected with Miller for a 23-yard Oakland touchdown late in the final period.

Starr earned the game's MVP honors after completing 13-of-24 passes for 202 yards and one touchdown. Miller hauled in a game-high five passes for 84 yards and two touchdowns to lead the Raiders.



	RAIDERS	PACKERS
TOTAL FIRST DOWNS	19	16
By Rushing	11	5
By Passing	7	10
By Penalty	1	1
THIRD-DOWN EFFICIENCY	3-11-27%	5-16-31%
FOURTH-DOWN EFFICIENCY	0-0-0%	1-1-100%
TOTAL NET YARDS	291	325
Total Offensive Plays	57	69
Average gain per offensive play	5.1	4.7
NET YARDS RUSHING	105	163
Total Rushing Plays	20	41
Average gain per rushing play	5.2	4.0
NET YARDS PASSING	186	162
Times thrown - yards lost att. to pass	3-22	4-40
Gross yards passing	208	202
PASS ATT-COMP-INT	34-15-1	24-13-0
Average gain per pass play	5.6	5.8
PUNTS Number and Average	6-44.0	6-39.0
TOTAL RETURN YARDS (not inc. kickoffs)	12	95
No. and Yards Punt Returns	2-12	3-35
No. and Yards Kickoff Returns	7-127	3-49
No. and Yards Interception Returns	0-0	1-60
PENALTIES Numbers and Yards	4-31	1-12
FUMBLES Numbers and Lost	3-2	0-0
EXTRA POINTS Made-Attempts	2-2	3-3
FIELD GOALS Made-Attempts	0-1	4-4
SAFETIES	0	0
FINAL SCORE	14	33

SCORING SUMMARY

TM	QTR	TIME	PLAY DESCRIPTION	GB	OAK
GB	1	9:53	D. Chandler 39 yd. Field Goal (10-34, 4:01)	3	0
GB	2	11:52	D. Chandler 20 yd. Field Goal (17-84, 8:40)	6	0
GB	2	10:50	B. Dowler 62 yd. pass from B. Starr (D. Chandler kick) (1-62, 0:11)	13	0
OAK	2	6:15	B. Miller 23 yd. pass from D. Lamonica (G. Blanda kick) (9-78, 4:20)	13	7
GB	2	0:01	D. Chandler 43 yd. Field Goal (4-9, 0:19)	16	7
GB	3	5:54	D. Anderson 2 yd. run (D. Chandler kick) (11-82, 4:41)	23	7
GB	3	0:02	D. Chandler 21 yd. Field Goal (9-37, 4:47)	26	7
GB	4	11:03	H. Adderley 60 yd. interception return (D. Chandler kick)	33	7
OAK	4	9:13	B. Miller 23 yd. pass from D. Lamonica (G. Blanda kick) (4-74, 1:35)	33	14

SCORE BY QUARTER

	1	2	3	4	OT	TOTAL
GREEN BAY	3	13	10	7	-	33
OAKLAND	0	7	0	7	-	14

RAIDERS STARTERS

OFFENSE	DEFENSE
C 00 J. Otto	DT 53 D. Birdwell
G 65 W. Hawkins	DT 74 T. Keating
G 63 E. Upshaw	DE 83 B. Davidson
T 79 H. Schuh	DE 77 I. Lassiter
T 76 B. Svihus	OLB42 B. Laskey
TE 33 B. Cannon	OLB34 G. Otto
WR 25 F. Biletnikoff	MLB55 D. Conners
WR 89 B. Miller	CB 24 W. Brown
RB 40 P. Banaszak	CB 77 K. McCloughan
RB 35 H. Dixon	FS 29 H. Williams
QB 3 D. Lamonica	SS 20 W. Powers

PACKERS STARTERS

OFFENSE	DEFENSE
C 57 K. Bowman	DT 74 H. Jordan
G 68 G. Gillingham	DT 77 R. Kostelnik
G 64 J. Kramer	DE 82 L. Aldridge
T 75 F. Gregg	DE 87 W. Davis
T 76 B. Skoronski	OLB60 L. Cafferly
TE 81 M. Fleming	OLB89 D. Robinson
WR 84 C. Dale	MLB66 R. Nitschke
WR 86 B. Dowler	CB 26 H. Adderley
RB 44 D. Anderson	CB 21 B. Jeter
RB 36 B. Wilson	FS 24 W. Wood
QB 15 B. Starr	SS 40 T. Brown

OAKLAND RAIDERS

RUSHING	Att	Yd	Avg	Lg	TD	
H. Dixon	12	52	4.3	14	0	
L. Todd	2	37	18.5	32	0	
P. Banaszak	6	16	2.7	5	0	
Total	20	105	5.2	32	0	
PASSING	Att	Cm	Yds	TD	Lg	In
D. Lamonica	34	15	208	2	41	1
Total	34	15	208	2	41	1
RECEIVING	No	Yd	Avg	Lg	TD	
B. Miller	5	84	15.8	23	2	
P. Banaszak	4	69	17.2	41	0	
B. Cannon	2	25	12.5	15	0	
F. Biletnikoff	2	10	5.0	6	0	
H. Dixon	1	3	3.0	3	0	
W. Wells	1	17	17.0	17	0	
Total	15	208	13.9	41	2	
INTERCEPTIONS	No	Yd	Avg	Lg	TD	
--	--	--	--	--	--	
PUNT RETURNS	No	Yd	Avg	FC	Lg	TD
R. Bird	1	12	12.0	1	12	0
W. Wells	1	0	0.0	0	0	0
Total	2	12	6.0	1	12	0
KICK RETURNS	No	Yd	Avg	Lg	TD	
L. Todd	3	63	21.0	23	0	
D. Grayson	3	61	20.3	25	0	
W. Hawkins	1	3	3.0	3	0	
Total	7	127	18.1	25	0	

GREEN BAY PACKERS

RUSHING	Att	Yd	Avg	Lg	TD	
B. Wilson	17	65	3.8	13	0	
D. Anderson	14	48	3.4	8	1	
T. Williams	8	36	4.5	18	0	
B. Starr	1	14	14.0	14	0	
C. Mercein	1	0	0.0	0	0	
Total	41	163	4.0	18	1	
PASSING	Att	Cm	Yds	TD	Lg	In
B. Starr	24	13	202	1	62	0
Total	24	13	202	1	62	0
RECEIVING	No	Yd	Avg	Lg	TD	
C. Dale	4	43	10.8	17	0	
M. Fleming	4	35	8.8	11	0	
B. Dowler	2	71	35.5	62	1	
D. Anderson	2	18	9.0	12	0	
M. McGee	1	35	35.0	35	0	
Total	13	202	15.5	62	1	
INTERCEPTIONS	No	Yd	Avg	Lg	TD	
H. Adderley	1	60	60.0	60	1	
Total	1	60	60.0	60	1	
PUNT RETURNS	No	Yd	Avg	FC	Lg	TD
W. Wood	3	35	11.7	0	31	0
Total	3	35	11.7	0	31	0
KICK RETURNS	No	Yd	Avg	Lg	TD	
H. Adderley	1	24	24.0	24	0	
T. Williams	1	18	18.0	18	0	
T. Crutcher	1	7	7.0	7	0	
Total	3	49	16.3	24	0	



SUPER BOWLS

SUPER BOWL XI

Rose Bowl; Sunday, Jan. 9, 1977; Attendance: 100,421; Time: 3:03 PM PST; Weather: 58°F; clear and sunny, 59% humidity, wind NW 5 mph


The 1976 Raiders advanced to Super Bowl XI with a 13-1 regular season record and a 2-0 mark in the playoffs, upsetting the Pittsburgh Steelers in the AFC Championship Game for the first time in three tries, 24-7. Against the NFC Champion Vikings in front of 103,424 fans at the Rose Bowl, the Silver and Black put forth dominant efforts on both offense and defense in posting a 32-14 victory and capturing the club's first-ever Super Bowl championship.

Oakland built a 16-0 first-half lead as Dave Casper and Pete Banaszak each scored short touchdowns after receptions by Fred Biletnikoff brought the Raiders to the goal line on two separate drives. An additional short-yardage touchdown run by Banaszak in the second half put the Raiders up, 26-7, and set the stage for the signature moment of the contest. With Fran Tarkenton under heavy pressure in the fourth quarter, veteran Willie Brown intercepted a pass and returned it 75 yards for a touchdown to seal the victory.

The Vikings could only muster two second-half touchdowns as the Silver and Black put together a dominant defensive performance, limiting Chuck Foreman to just 44 yards rushing and intercepting Tarkenton twice.

Biletnikoff's 79 yards on four receptions, three of which set up Raider touchdowns, earned him MVP honors, while Clarence Davis helped pace the offense with 137 rushing yards on 16 carries.

Eight Raiders from Super Bowl XI would go on to enshrinement in the Pro Football Hall of Fame, with Owner Al Davis joining Head Coach John Madden, Biletnikoff, Brown, Ted Hendricks, Gene Upshaw, Art Shell and Casper in Canton.



SCORE BY QUARTER						
	1	2	3	4	OT	TOTAL
OAKLAND	0	16	3	13	-	32
MINNESOTA	0	0	7	7	-	14

SCORING SUMMARY

TM	QTR	TIME	PLAY DESCRIPTION	MN	OAK
OAK	2	0:48	E. Mann 24 yd. Field Goal (12-90, 5:23)	0	3
OAK	2	7:50	D. Casper 1 yd. pass from K. Stabler (E. Mann kick) (10-64, 5:21) 0	10	10
OAK	2	11:27	P. Banaszak 1 yd. run (kick failed) (5-35, 2:20)	0	16
OAK	3	9:44	E. Mann 40 yd. Field Goal (5-31, 2:12)	0	19
MIN	3	14:13	S. White 8 yd. pass from F. Tarkenton (F. Cox kick) (12-68, 4:29) 7	19	19
OAK	4	7:21	P. Banaszak 2 yd. run (E. Mann kick) (4-54, 2:27)	7	26
OAK	4	9:17	W. Brown 75 yd. interception return (kick failed)	7	32
MIN	4	14:35	S. Voigt 13 yd. pass from B. Lee (F. Cox kick) (9-86, 1:31)	14	32

	RAIDERS	VIKINGS
TOTAL FIRST DOWNS	21	20
By Rushing	13	2
By Passing	8	15
By Penalty	0	3
THIRD-DOWN EFFICIENCY	9-19-47%	7-19-37%
FOURTH-DOWN EFFICIENCY	0-1-0%	1-2-50%
TOTAL NET YARDS	429	353
Total Offensive Plays	73	71
Average gain per offensive play	5.9	5.0
NET YARDS RUSHING	266	71
Total Rushing Plays	52	26
Average gain per rushing play	5.1	2.7
NET YARDS PASSING	163	282
Times thrown - yards lost att. to pass	2-17	1-4
Gross yards passing	180	286
PASS ATT-COMP-INT	19-12-0	44-24-2
Average gain per pass play	7.8	6.3
PUNTS Number and Average	5-32.4	7-37.9
TOTAL RETURN YARDS (not inc. kickoffs)	181	150
No. and Yards Punt Returns	4-43	3-14
No. and Yards Kickoff Returns	3-47	7-136
No. and Yards Interception Returns	2-91	0-0
PENALTIES Numbers and Yards	4-30	2-25
FUMBLES Numbers and Lost	0-0	1-1
EXTRA POINTS Made-Attempts	2-4	2-2
FIELD GOALS Made-Attempts	2-3	0-0
SAFETIES	0	0
FINAL SCORE	32	14

RAIDERS STARTERS

OFFENSE		DEFENSE	
C 50 D. Dalby	DT 74 D. Rowe		
G 64 G. Buehler	DT 60 O. Sistrunk		
G 63 E. Upshaw	DE 72 J. Matuzak		
T 78 A. Shell	DE 41 P. Villapiano		
T 75 J. Vella	OLB83 T. Hendricks		
TE 87 D. Casper	OLB58 M. Johnson		
WR 25 F. Biletnikoff	MLB39 W. Hall		
WR 21 C. Branch	CB 24 W. Brown		
RB 28 C. Davis	CB 26 S. Thomas		
RB 30 M. Van Eeghen	FS 32 J. Tatum		
QB 12 K. Stabler	SS 43 G. Atkinson		

VIKINGS STARTERS

OFFENSE		DEFENSE	
C 53 M. Tingelhoff	DT 88 A. Page		
G 68 C. Goodrum	DT 69 D. Sutherland		
G 62 E. Wood	DE 81 C. Eller		
T 78 S. Riley	DE 70 J. Marshall		
T 73 R. Yary	OLB59 M. Blair		
TE 83 S. Voigt	OLB58 W. Hilgenberg		
WR 28 A. Rashad	MLB50 J. Siemon		
WR 85 S. White	CB 20 B. Bryant		
RB 44 C. Foreman	CB 43 N. Wright		
RB 33 B. McClellan	FS 22 P. Krause		
QB 10 F. Tarkenton	SS 23 J. Wright		

OAKLAND RAIDERS

RUSHING		ATT		YD		AVG		LG		TD	
C. Davis	16	137	8.6	35	0						
M. van Eeghen	18	73	4.1	11	0						
C. Garrett	4	19	4.8	13	0						
P. Banaszak	10	19	1.9	6	2						
H. Ginn	2	9	4.5	9	0						
M. Rae	2	9	4.5	11	0						
Total	52	266	5.1	35	2						
PASSING		ATT		CM		YDS		TD		LG	
K. Stabler	19	12	180	1	48	0					
Total	19	12	180	1	48	0					
RECEIVING		NO		YD		AVG		LG		TD	
D. Casper	4	70	17.5	25	1						
F. Biletnikoff	4	79	19.8	48	0						
C. Garrett	1	11	11	11	0						
C. Branch	3	20	6.7	10	0						
Total	12	180	15	48	1						
INTERCEPTIONS		NO		YD		AVG		LG		TD	
W. Hall	1	16	16	16	0						
W. Brown	1	75	75	75	1						
Total	2	91	45.5	75	1						
PUNT RETURNS		NO		YD		AVG		FC		LG	
N. Colzie	4	43	10.8	0	25	0					
Total	4	43	10.8	0	25	0					
KICK RETURNS		NO		YD		AVG		LG		TD	
C. Garrett	2	47	23.5	24	0						
M. Siani	1	0	0	0	0						
Total	3	47	15.7	0	0						

MINNESOTA VIKINGS

RUSHING		ATT		YD		AVG		LG		TD	
C. Foreman	17	44	2.6	7	0						
B. McClellan	3	3	1.0	2	0						
R. Miller	2	4	2.0	3	0						
B. Lee	1	4	4.0	4	0						
S. White	1	7	7.0	7	0						
S. Johnson	2	9	4.5	8	0						
Total	26	71	2.7	8	0						
PASSING		ATT		CM		YDS		TD		LG	
F. Tarkenton	35	17	205	1	26	2					
B. Lee	9	7	81	1	20	0					
Total	44	24	286	2	26	2					
RECEIVING		NO		YD		AVG		LG		TD	
C. Foreman	5	62	12.4	26	0						
A. Rashad	3	53	17.7	25	0						
R. Miller	4	19	4.8	13	0						
S. Voigt	4	49	12.3	15	1						
S. White	5	77	15.4	20	1						
S. Johnson	3	26	8.7	17	0						
Total	24	286	11.9	26	2						
INTERCEPTIONS		NO		YD		AVG		LG		TD	
-	-	-	-	-	-	-					
PUNT RETURNS		NO		YD		AVG		FC		LG	
L. Willis	3	14	4.7	0	8	0					
Total	3	14	4.7	0	8	0					
KICK RETURNS		NO		YD		AVG		LG		TD	
L. Willis	3	57	19	20	0						
S. White	4	79	19.8	26	0						
Total	7	136	19.4	26	0						



SUPER BOWLS

SUPER BOWL XV

Louisiana Superdome; Sunday, Jan. 25, 1981; Attendance: 76,135; Time: 3:13 PM PST; Weather: played indoors, domed stadium

The 1980 Oakland Raiders entered Super Bowl XV against the NFC Champion Philadelphia Eagles as the ultimate underdogs. Not only were the Raiders the first wild card team to advance to the Super Bowl since the NFL adopted the new playoff format in 1978, but the Eagles had already defeated the Silver and Black, 10-7, just eight weeks earlier. This matchup would be markedly different, as a team that started the season with just a 2-3 record would claim the club's second championship with a dominating 27-10 victory.

The Raiders wasted no time establishing themselves in New Orleans, as Rod Martin picked off a Ron Jaworski pass on the game's third play and returned it 37 yards to set up a Jim Plunkett touchdown pass to Cliff Branch. Later in the first quarter, Plunkett hit Kenny King for an 80-yard touchdown strike that set a then-Super Bowl record and gave the Silver and Black a 14-0 lead.

Head coach Tom Flores, employing a philosophy of pressure football, kept the offense firing away in the second half. Plunkett engineered a third-quarter drive that culminated in a 29-yard touchdown pass to Branch that gave the Raiders an insurmountable 21-3 lead. Chris Bahr added two field goals in the second half and the defense, led by a Super Bowl-record three interceptions by Martin, surrendered only a fourth-quarter touchdown.

Plunkett was tabbed for MVP honors after completing 13-of-21 passes for 261 yards and three touchdowns as the Silver and Black became the first wild card team in NFL history to win the Super Bowl.



SCORE BY QUARTER

	1	2	3	4	OT	TOTAL
OAKLAND	14	0	10	3	-	27
PHILADELPHIA	0	3	0	7	-	10

SCORING SUMMARY

TM	QTR	TIME	PLAY DESCRIPTION	OAK	PHI
OAK	1	6:04	C. Branch 2 yd. pass from J. Plunkett (C. Bahr kick) (7-30, 4:16)	7	0
OAK	1	14:51	K. King 80 yd. pass from J. Plunkett (C. Bahr kick) (3-86, 0:57)	14	0
PHI	2	4:32	T. Franklin 30 yd. Field Goal (8-61, 4:41)	14	3
OAK	3	2:36	C. Branch 29 yd. pass from J. Plunkett (C. Bahr kick) (5-76, 2:36)	21	3
OAK	3	10:25	C. Bahr 46 yd. Field Goal (7-40, 3:45)	24	3
PHI	4	1:01	K. Kreffe 8 yd. pass from R. Jaworski (T. Franklin kick) (12-88, 5:36)	24	10
OAK	4	6:31	C. Bahr 35 yd. Field Goal (11-72, 5:30)	27	10

OAKLAND RAIDERS

RUSHING	Att	Yd	Avg	Lg	TD	
M. van Eeghen	18	75	4.2	8	0	
K. King	6	18	3.0	6	0	
D. Jensen	4	17	4.3	6	0	
J. Plunkett	3	9	3.0	5	0	
A. Whittington	3	-2	-0.7	2	0	
Total	34	117	3.4	8	0	
PASSING	Att	Cm	Yds	TD	Lg	In
J. Plunkett	21	13	261	3	80	0
Total	21	13	261	3	80	0
RECEIVING	No	Yd	Avg	Lg	TD	
C. Branch	5	67	13.4	29T	2	
B. Chandler	4	77	19.3	32	0	
K. King	2	93	46.5	80T	1	
R. Chester	2	24	12.0	16	0	
Total	13	261	20.1	80T	3	
INTERCEPTIONS	No	Yd	Avg	Lg	TD	
R. Martin	3	44	14.7	25	0	
Total	3	44	14.7	25	0	
PUNT RETURNS	No	Yd	Avg	FC	Lg	TD
I. Matthews	2	1	0.5	1	2	0
Total	2	1	0.5	1	2	0
KICK RETURNS	No	Yd	Avg	Lg	TD	
I. Matthews	2	29	14.5	21	0	
K. Moody	1	19	19	19	0	
Total	3	48	16	21	0	

PHILADELPHIA EAGLES

RUSHING	Att	Yd	Avg	Lg	TD	
W. Montgomery	16	44	2.8	8	0	
L. Harris	7	14	2.0	5	0	
L. Giammona	1	7	7.0	7	0	
P. Harrington	1	4	4.0	4	0	
R. Jaworski	1	0	0.0	0	0	
Total	26	69	2.7	8	0	
PASSING	Att	Cm	Yds	TD	Lg	In
R. Jaworski	38	18	291	1	43	3
Total	38	18	291	1	43	3
RECEIVING	No	Yd	Avg	Lg	TD	
W. Montgomery	6	19	3.2	25	0	
H. Carmichael	5	83	16.6	29	0	
C. Smith	2	59	29.5	43	0	
K. Kreffe	2	16	8.0	8T	1	
J. Spagnola	1	22	22.0	22	0	
R. Parker	1	19	19.0	19	0	
L. Harris	1	1	1.0	1	0	
Total	18	219	12.2	43	1	
INTERCEPTIONS	No	Yd	Avg	Lg	TD	
--	--	--	--	--	--	
PUNT RETURNS	No	Yd	Avg	FC	Lg	TD
J. Sciarra	2	18	9.0	0	12	0
W. Henry	1	2	2.0	0	2	0
Total	3	20	6.7	0	12	0
KICK RETURNS	No	Yd	Avg	Lg	TD	
B. Campfield	5	87	17.4	21	0	
P. Harrington	1	0	0.0	0	0	
Total	6	87	14.5	21	0	

	RAIDERS	EAGLES
TOTAL FIRST DOWNS	17	19
By Rushing	6	3
By Passing	10	14
By Penalty	1	2
THIRD-DOWN EFFICIENCY	6-12-50%	5-12-42%
FOURTH-DOWN EFFICIENCY	0-0-0%	1-1-100%
TOTAL NET YARDS	377	360
Total Offensive Plays	56	64
Average gain per offensive play	6.7	5.6
NET YARDS RUSHING	117	69
Total Rushing Plays	34	26
Average gain per rushing play	3.4	2.7
NET YARDS PASSING	260	291
Times thrown - yards lost att. to pass	1-1	0-0
Gross yards passing	259	291
PASS ATT-COMP-INT	21-13-0	38-18-3
Average gain per pass play	11.8	7.7
PUNTS Number and Average	3-42	3-36.3
TOTAL RETURN YARDS (not inc. kickoffs)	45	20
No. and Yards Punt Returns	2-1	3-20
No. and Yards Kickoff Returns	3-48	6-87
No. and Yards Interception Returns	3-44	0-0
PENALTIES Numbers and Yards	5-37	6-57
FUMBLES Numbers and Lost	0-0	1-1
EXTRA POINTS Made-Attempts	3-3	1-1
FIELD GOALS Made-Attempts	2-3	1-2
SAFETIES	0	0
FINAL SCORE	27	10

RAIDERS STARTERS

OFFENSE	DEFENSE
C 50 D. Dalby	NT 62 R. Kinlaw
G 65 M. Marvin	DE 73 D. Browning
G 63 E. Upshaw	DE 72 J. Matuszak
T 70 H. Lawrence	OLB 83 T. Hendricks
T 78 A. Shell	OLB 53 R. Martin
TE 88 R. Chester	ILB 55 M. Miller
WR 85 B. Chandler	ILB 51 B. Nelson
WR 21 C. Branch	CB 37 L. Hayes
RB 33 K. King	CB 35 D. O'Steen
RB 30 M. van Eeghen	FS 44 B. Owens
QB 16 J. Plunkett	SS 36 M. Davis

EAGLES STARTERS

OFFENSE	DEFENSE
C 50 G. Morriss	NT 65 C. Johnson
G 69 W. Peoples	DE 78 C. Hairston
G 62 P. Perot	DE 68 D. Harrison
T 76 J. Sisemore	OLB 95 J. Bunting
T 75 S. Walters	OLB 56 J. Robinson
TE 84 K. Kreffe	ILB 66 B. Bergery
WR 17 H. Carmichael	ILB 55 F. LeMaster
WR 88 J. Spagnola	CB 46 H. Edwards
RB 20 L. Harris	CB 43 R. Young
RB 31 W. Montgomery	FS 22 B. Wilson
QB 7 R. Jaworski	SS 41 R. Logan



SUPER BOWLS

SUPER BOWL XVIII

Tampa Stadium; Sunday, Jan. 22, 1984; Attendance: 72,920; Time: 3:31 PM PST; Weather: 68°F; partly cloudy, wind NE 20 mph

Famously dubbed "Black Sunday" by NFL Films, Super Bowl XVIII put on display the best that the NFL had to offer as the Los Angeles Raiders drubbed the Washington Redskins, 38-9. The resounding victory rested on the running brilliance of Marcus Allen and the strength of dominating defense and special teams play that lifted the Raiders to the club's third Super Bowl title in eight years.

Clad in their famous black jerseys, the Raiders jumped on the scoreboard first as Derrick Jensen blocked a first-quarter punt deep in Washington territory and fell on the ball in the end zone for a touchdown. In the second quarter, Jim Plunkett orchestrated an efficient three-play drive that culminated in a 12-yard touchdown pass to Cliff Branch.

After a Redskins field goal, the Silver and Black defense would strike just moments before halftime. Keying on a Washington screen pass play that had worked successfully against the Raiders during a regular season meeting between the two teams, defensive coordinator Charlie Sumner inserted reserve Jack Squirek with time winding down in the first half. As Joe Theismann lobbed a screen out towards Joe Washington from the 12-yard line, Squirek stepped in front of the pass and returned the interception for a touchdown to give the Raiders a 21-3 halftime advantage.

The Raiders' second half performance was just as dominant as the team shifted focus to its running game, led by Allen. The second-year running back scored a third-quarter touchdown on a 5-yard run before breaking off perhaps the finest run in Super Bowl history later in the same period. Allen took a handoff from Plunkett and started left on the play but went too wide for his blocking

and reversed his field, burst free of pursuit and found the end zone after a 74-yard sprint to give the Raiders an insurmountable lead and give the city of Los Angeles its first and only Super Bowl victory.

Allen was the easy choice as the game's Most Valuable Player, gaining 191 yards on 20 carries with two touchdowns.

SCORING SUMMARY

TM	QTR	TIME	PLAY DESCRIPTION	WASH	LA
LA	1	4:52	D. Jensen blocked punt return (C. Bahr kick)	0	7
LA	2	5:46	C. Branch 12 yd. pass from J. Plunkett (C. Bahr kick) (3-65, 1:34)	0	14
WR	2	11:55	M. Moseley 24 yd. Field Goal (13-73, 6:09)	3	14
LA	2	14:53	J. Squirek 5 yd. interception return (C. Bahr kick)	3	21
WR	3	4:08	J. Riggins 1 yd. run (kick blocked) (9-70, 4:08)	9	21
LA	3	7:54	M. Allen 5 yd. run (C. Bahr kick) (8-70, 3:46)	9	28
LA	3	15:00	M. Allen 74 yd. run (C. Bahr kick) (1-74, 0:12)	9	35
LA	4	12:36	C. Bahr 21 yd. Field Goal (8-55, 3:55)	9	38

LOS ANGELES RAIDERS

RUSHING	Att	Yd	Avg	Lg	TD	
M. Allen	20	191	9.5	74	2	
K. King	3	12	4.0	10	0	
F. Hawkins	3	6	2.0	3	0	
G. Pruitt	5	17	3.4	11	0	
J. Plunkett	1	-2	-2.0	-2	0	
C. Willis	1	7	7.0	7	0	
Total	33	231	7.0	74	2	
PASSING	Att	Cm	Yds	TD	Lg	In
J. Plunkett	25	16	172	1	50	0
Total	25	16	172	1	50	0
RECEIVING	No	Yd	Avg	Lg	TD	
M. Allen	2	18	12	0	0	
K. King	2	8	4.0	7	0	
T. Christensen	4	32	8.0	14	0	
C. Branch	6	94	15.7	50	1	
F. Hawkins	2	20	10.0	14	0	
Total	16	172	10.8	50	1	
INTERCEPTIONS	No	Yd	Avg	Lg	TD	
J. Squirek	1	5	5	5T	1	
M. Haynes	1	0	0	0	0	
Total	2	5	2.5	5T	1	
PUNT RETURNS	No	Yd	Avg	FC	Lg	TD
T. Watts	1	0	0	0	0	0
G. Pruitt	1	8	8	3	8	0
Total	2	8	4.0	3	8	0
KICK RETURNS	No	Yd	Avg	Lg	TD	
G. Pruitt	1	17	17	17	0	
Total	1	17	17	17	0	

WASHINGTON REDSKINS

RUSHING	Att	Yd	Avg	Lg	TD	
J. Riggins	26	64	2.5	8	1	
J. Theismann	3	18	6.0	8	0	
J. Washington	3	8	2.7	5	0	
Total	32	90	2.8	8	1	
PASSING	Att	Cm	Yds	TD	Lg	In
J. Theismann	35	16	243	0	60	2
Total	35	16	243	0	60	2
RECEIVING	No	Yd	Avg	Lg	TD	
C. Didier	5	65	13.0	20	0	
J. Washington	3	20	6.7	10	0	
C. Garrett	1	17	17.0	17	0	
C. Brown	3	93	31.0	60	0	
N. Gaiquinto	2	21	10.5	14	0	
A. Monk	1	26	26.0	26	0	
J. Riggins	1	1	1.0	1	0	
Total	16	243	15.2	60	0	
INTERCEPTIONS	No	Yd	Avg	Lg	TD	
--	--	--	--	--	--	
PUNT RETURNS	No	Yd	Avg	FC	Lg	TD
N. Gaiquinto	1	1	1.0	2	1	0
D. Green	1	34	34.0	0	34	0
Total	2	35	17.5	2	34	0
KICK RETURNS	No	Yd	Avg	Lg	TD	
C. Garrett	5	100	20.0	35	0	
D. Grant	1	32	32.0	32	0	
B. Kimball	1	0	0.0	0	0	
Total	7	132	18.6	35	0	

	REDSKINS	RAIDERS
TOTAL FIRST DOWNS	19	18
By Rushing	7	8
By Passing	10	9
By Penalty	2	1
THIRD-DOWN EFFICIENCY	6-17-35%	5-13-38%
FOURTH-DOWN EFFICIENCY	0-1-0%	0-0-0%
TOTAL NET YARDS	283	385
Total Offensive Plays	73	60
Average gain per offensive play	3.9	6.4
NET YARDS RUSHING	90	231
Total Rushing Plays	32	33
Average gain per rushing play	2.8	7.0
NET YARDS PASSING	193	154
Times thrown - yards lost att. to pass	6-50	2-18
Gross yards passing	243	172
PASS ATT-COMP-INT	35-16-2	25-16-0
Average gain per pass play	4.7	5.7
PUNTS Number and Average	8-32.4	7-42.7
TOTAL RETURN YARDS (not inc. kickoffs)	167	30
No. and Yards Punt Returns	2-35	2-8
No. and Yards Kickoff Returns	7-132	1-17
No. and Yards Interception Returns	0-0	2-5
PENALTIES Numbers and Yards	4-62	7-56
FUMBLES Numbers and Lost	1-1	3-2
EXTRA POINTS Made-Attempts	0-1	5-5
FIELD GOALS Made-Attempts	1-2	1-1
SAFETIES	0	0
FINAL SCORE	9	38

SCORE BY QUARTER

	1	2	3	4	OT	TOTAL
LOS ANGELES	7	14	14	3	-	38
WASHINGTON	0	3	6	0	-	9

RAIDERS STARTERS

OFFENSE	DEFENSE
C 50 D. Dalby	NT 62 R. Kinlaw
G 73 C. Hamman	DE 77 L. Alzado
G 65 M. Marvin	DE 75 H. Long
T 79 B. Davis	OLB83 T. Hendricks
T 70 H. Lawrence	OLB53 R. Martin
TE 46 T. Christensen	ILB 55 M. Millen
WR80 M. Barnwell	ILB 51 B. Nelson
WR21 C. Branch	CB 37 L. Hayes
RB 32 M. Allen	CB 22 M. Haynes
RB 33 K. King	FS 26 V. McElroy
QB 16 J. Plunkett	SS 36 M. Davis

REDSKINS STARTERS

OFFENSE	DEFENSE
C 53 J. Bostic	DT 65 D. Butz
G 68 R. Grimm	DT 77 D. Grant
G 73 M. May	DE 79 T. Liebenstein
T 66 J. Jacoby	DE 72 D. Manley
T 74 G. Stark	OLB55 M. Kaufman
TE 88 R. Walker	OLB57 R. Milot
TE 85 D. Warren	MLB52 N. Olkewicz
WR87 C. Brown	CB 28 D. Green
WR81 A. Monk	CB 24 A. Washington
RB 44 J. Riggins	FS 29 M. Murphy
QB 7 J. Theismann	SS 48 K. Coffey



SUPER BOWLS

SUPER BOWL XXXVII

Qualcomm Stadium; Sunday, Jan. 26, 2003; Attendance: 67,603; Time: 3:50 PM PST; Weather: 81°F; sunny, 21% humidity, wind WSW 8 mph

After three seasons of knocking on the door, the 2002 Raiders broke through to earn a place in the Super Bowl for the fifth time in franchise history. Led by NFL Most Valuable Player Rich Gannon, the Silver and Black claimed a third-straight AFC West title in 2002, and dispatched the Tennessee Titans in the AFC Championship Game, 41-24, in dominating fashion. The team's ultimate goal of a fourth Super Bowl title would prove elusive, however, as the Raiders fell to the Tampa Bay Buccaneers in Super Bowl XXXVII in San Diego, 48-21.

The Raiders got on the board first, capitalizing on a Charles Woodson interception on the game's first possession and getting a 40-yard field goal from Sebastian Janikowski. The score would be the last until late in the third quarter for the Raiders, as the Buccaneers reeled off 34 unanswered points to build a large lead.

The Silver and Black got back into the game with three touchdowns in the second half. Gannon connected with Jerry Porter and Jerry Rice on touchdown passes of 39 and 48 yards, respectively, and Eric Johnson returned a blocked punt 13 yards for a score to move the Raiders to within two scores at 34-21 in the fourth

quarter. Tampa Bay halted any chance of a Raider comeback with two interception returns for touchdowns in the fourth quarter, one by Derrick Brooks for 44 yards and one by Dwight Smith on a tipped pass for 50 yards.

SCORING SUMMARY

TM	QTR	TIME	PLAY DESCRIPTION	OAK	TB
OAK	1	10:40	S. Janikowski 40 yd. Field Goal (7-14, 2:55)	3	0
TB	1	7:51	M. Gramatica 31 yd. Field Goal (9-58, 2:49)	3	0
TB	2	11:16	M. Gramatica 43 yd. Field Goal (9-26, 3:53)	3	6
TB	2	6:24	M. Alstott 2 yd. run (M. Gramatica kick) (4-27, 2:02)	3	13
TB	2	0:30	K. McCardell 5 yd. pass from B. Johnson (M. Gramatica kick)	3	20
TB	3	5:30	K. McCardell 8 yd. pass from B. Johnson (M. Gramatica kick)	3	27
TB	3	4:47	D. Smith 44 yd. interception return (M. Gramatica kick)	3	34
OAK	3	2:14	J. Porter 39 yd. pass from R. Gannon (pass failed) (8-82, 2:33)	9	34
OAK	4	14:16	E. Johnson 13 yd. return of blocked punt (pass failed)	15	34
OAK	4	6:06	J. Rice 48 yd. pass from R. Gannon (pass failed) (8-78, 2:56)	21	34
TB	4	1:18	D. Brooks 44 yd. interception return (M. Gramatica kick)	21	41
TB	4	0:02	D. Smith 50 yd. interception return (M. Gramatica kick)	21	48

OAKLAND RAIDERS						TAMPA BAY BUCCANEERS							
RUSHING	Att	Yd	Avg	Lg	TD	RUSHING	Att	Yd	Avg	Lg	TD		
C. Garner	7	10	1.4	4	0	M. Pittman	29	124	4.3	24	0		
Z. Crockett	2	6	3.0	4	0	M. Alstott	10	15	1.5	5	1		
R. Gannon	2	3	1.5	2	0	B. Johnson	1	10	10.0	10	0		
Total	11	19	1.7	4	0	A. Stecker	1	1	1.0	1	0		
PASSING	Att	Cm	Yds	TD	Lg	In	T. Tupa <td>1</td> <td>0</td> <td>0.0</td> <td>0</td> <td>0</td>	1	0	0.0	0	0	
R. Gannon	44	24	272	2	48	5	Total	42	150	3.6	24	1	
Total	44	24	272	2	48	5	PASSING	Att	Cm	Yds	TD	Lg	In
RECEIVING	No	Yd	Avg	Lg	TD	B. Johnson <td>34</td> <td>18</td> <td>215</td> <td>2</td> <td>33</td> <td>1</td>	34	18	215	2	33	1	
C. Garner	7	51	7.3	9	0	Total	34	18	215	2	33	1	
J. Rice	5	77	15.4	48	1	RECEIVING	No	Yd	Avg	Lg	TD		
D. Jolley	5	59	11.8	25	0	K. Johnson	6	69	11.5	18	0		
T. Porter	4	62	15.5	39	1	M. Alstott	5	43	8.6	16	0		
D. Brown	1	9	9.0	9	0	J. Jurevicius	4	78	19.5	33	0		
J. Ritchie	1	7	7.0	7	0	K. McCardell	2	13	6.5	8	2		
T. Wheatley	1	7	7.0	7	0	K. Dilger	1	12	12.0	12	0		
Total	24	272	11.3	48	2	Total	18	215	11.9	33	2		
INTERCEPTIONS	No	Yd	Avg	Lg	TD	INTERCEPTIONS	No	Yd	Avg	Lg	TD		
C. Woodson	1	12	12.0	12	0	D. Smith	2	94	47.0	50	2		
Total	1	12	12.0	12	0	D. Jackson	2	34	17.0	25	0		
PUNT RETURNS	No	Yd	Avg	FC	Lg	TD	D. Brooks	1	44	44.0	44	1	
D. Gordon	3	29	9.7	0	17	0	Total	18	215	11.9	33	2	
T. Brown	0	0	0.0	1	0	PUNT RETURNS	No	Yd	Avg	FC	Lg	TD	
Total	3	29	9.7	1	17	0	K. Williams	1	25	25.0	4	25	0
KICK RETURNS	No	Yd	Avg	Lg	TD	Total	1	25	25.0	4	25	0	
M. Knight	8	143	17.9	2	0	KICK RETURNS	No	Yd	Avg	Lg	TD		
C. Cooper	1	6	6.0	6	0	A. Stecker	3	67	22.3	27	0		
Total	9	149	16.6	29	0	D. Smith	1	23	23.0	23	0		

[TOUCHBACK]
Total 4 90 22.5 27 0

	RAIDERS	BUCS
TOTAL FIRST DOWNS	11	24
By Rushing	1	6
By Passing	9	15
By Penalty	1	3
THIRD-DOWN EFFICIENCY	7-16-44%	6-15-40%
FOURTH-DOWN EFFICIENCY	0-0-0%	0-1-0%
TOTAL NET YARDS	269	365
Total Offensive Plays	60	76
Average gain per offensive play	4.5	4.8
NET YARDS RUSHING	19	150
Total Rushing Plays	11	42
Average gain per rushing play	1.7	3.6
NET YARDS PASSING	250	215
Times thrown - yards lost att. to pass	5-22	0-0
Gross yards passing	272	215
PASS ATT-COMP-INT	44-24-5	34-18-1
Average gain per pass play	5.1	6.3
PUNTS Number and Average	5-1-1	9-0-0
TOTAL RETURN YARDS (not inc. kickoffs)	41	197
No. and Yards Punt Returns	3-29	1-25
No. and Yards Kickoff Returns	9-149	4-90
No. and Yards Interception Returns	1-12	5-172
PENALTIES Numbers and Yards	7-51	5-41
FUMBLES Numbers and Lost	1-0	1-0
EXTRA POINTS Made-Attempts	0-3	6-6
FIELD GOALS Made-Attempts	1-1	2-2
SAFETIES	0	0
FINAL SCORE	21	48

SCORE BY QUARTER

	1	2	3	4	OT	TOTAL
OAKLAND	3	0	6	12	-	21
TAMPA BAY	3	17	14	14	-	48

RAIDERS STARTERS

OFFENSE	DEFENSE
C 62 A. Treu	DT 95 S. Adams
LG 73 F. Middleton	DT 97 J. Parrella
RG 79 M. Collins	DE 99 D. Grant
LT 65 B. Sims	DE 91 R. Upshaw
RT 72 L. Kennedy	LLB 53 B. Romanowski
TE 88 D. Jolley	RLB 50 E. Barton
WR 81 T. Brown	MLB 58 N. Harris
WR 80 J. Rice	LCB 24 C. Woodson
WR 84 J. Porter	RCB 20 T. James
RB 25 C. Garner	FS 26 R. Woodson
QB 12 R. Gannon	SS 33 A. Dorsett

BUCCANEERS STARTERS

OFFENSE	DEFENSE
C 62 J. Christy	DT 99 W. Sapp
LG 71 K. Jenkins	NT 91 C. Darby
RG 60 C. Coleman	LE 94 G. Spires
LT 72 R. Oben	RE 97 S. Rice
RT 68 K. Walker	SLB 26 D. Smith
TE 85 K. Dilger	MLB 53 S. Quarles
WR 19 K. Johnson	WLB 55 D. Brooks
WR 87 K. McCardell	LCB 25 B. Kelly
RB 32 M. Pittman	RCB 20 R. Barber
FB 40 M. Alstott	FS 34 D. Jackson
QB 14 B. Johnson	SS 47 J. Lynch



ALL-TIME POSTSEASON GAMES

WON 25, LOST 18

Dec. 31, 1967.....	Houston (AFL Championship)	W	40-7	53,330
Jan. 14, 1968.....	Green Bay (SB II in Miami)	L	14-33	75,546
Dec. 22, 1968.....	Kansas City (AFL Playoff)	W	41-6	53,357
Dec. 29, 1968.....	at N.Y. Jets (AFL Championship)	L	23-27	62,627
Dec. 21, 1969.....	Houston (AFL Playoff)	W	56-7	53,539
Jan. 4, 1970.....	Kansas City (AFL Championship)	L	7-17	54,544
Dec. 27, 1970.....	Miami (AFC Playoff)	W	21-14	54,401
Jan. 3, 1971.....	at Baltimore (AFC Championship)	L	17-27	56,368
Dec. 23, 1972.....	at Pittsburgh (AFC Playoff)	L	7-13	50,350
Dec. 22, 1973.....	Pittsburgh (AFC Playoff)	W	33-14	53,662
Dec. 30, 1973.....	at Miami (AFC Championship)	L	10-27	80,047
Dec. 21, 1974.....	Miami (AFC Playoff)	W	28-26	54,020
Dec. 29, 1974.....	Pittsburgh (AFC Championship)	L	13-24	54,004
Dec. 28, 1975.....	Cincinnati (AFC Playoff)	W	31-28	53,994
Jan. 4, 1976.....	at Pittsburgh (AFC Championship)	L	10-16	49,103
Dec. 18, 1976.....	New England (AFC Playoff)	W	24-21	54,037
Dec. 26, 1976.....	Pittsburgh (AFC Championship)	W	24-7	53,821
Jan. 9, 1977.....	Minnesota (SB XI in Pasadena)	W	32-14	103,424
Dec. 24, 1977.....	at Baltimore (OT) (AFC Playoff)	W	37-31	60,763
Jan. 1, 1978.....	at Denver (AFC Championship)	L	17-20	75,044
Dec. 28, 1980.....	Houston (AFC Wild Card Playoff)	W	27-7	54,539
Jan. 4, 1981.....	at Cleveland (AFC Playoff)	W	14-12	79,473
Jan. 11, 1981.....	at San Diego (AFC Championship)	W	34-27	52,675
Jan. 25, 1981.....	Philadelphia (SB XV in New Orleans)	W	27-10	75,500
Jan. 8, 1983.....	Cleveland (AFC Playoff, Round 1)	W	27-10	57,246
Jan. 15, 1983.....	N.Y. Jets (AFC Playoff, Round 2)	L	14-17	90,688
Jan. 1, 1984.....	Pittsburgh (AFC Playoff)	W	38-10	92,434
Jan. 8, 1984.....	Seattle (AFC Championship)	W	30-14	92,335
Jan. 22, 1984.....	Washington (SB XVIII in Tampa)	W	38-9	72,920
Jan. 22, 1984.....	at Seattle (AFC Wild Card Playoff)	L	7-13	64,910
Jan. 5, 1986.....	New England (AFC Playoff)	L	20-27	89,289
Jan. 13, 1991.....	Cincinnati (AFC Playoff)	W	20-10	92,488
Jan. 20, 1991.....	at Buffalo (AFC Championship)	L	3-51	80,632
Dec. 28, 1991.....	at Kansas City (AFC Wild Card Playoff)	L	6-10	77,191
Jan. 9, 1994.....	Denver (AFC Wild Card Playoff)	W	42-24	67,800
Jan. 15, 1994.....	at Buffalo (AFC Playoff)	L	23-29	80,290
Jan. 6, 2001.....	Miami (AFC Playoff)	W	27-0	61,998
Jan. 14, 2001.....	Baltimore (AFC Championship)	L	3-16	62,784
Jan. 12, 2002.....	N.Y. Jets (AFC Wild Card)	W	38-24	61,503
Jan. 19, 2002.....	at New England (OT)(AFC Playoff)	L	13-16	60,292
Jan. 12, 2003.....	N.Y. Jets (AFC Playoff)	W	30-10	62,207
Jan. 19, 2003.....	Tennessee (AFC Championship)	W	41-24	62,544
Jan. 26, 2003.....	Tampa Bay (SB XXXVII in San Diego)	L	21-48	67,603





RAIDERS 40, HOUSTON OILERS 7

1967 AFL Championship
Dec. 31 at Oakland-Alameda County Coliseum, Oakland, Calif.

The Raiders made a splash in the organization's first-ever postseason contest, posting an emphatic 40-7 victory over Houston in front of 53,330 fans at Oakland-Alameda County Coliseum.

Fullbacks Pete Banaszak (15-116) and Hewritt Dixon (22-141) each topped 100 yards on the ground and quarterback Daryle Lamonica tossed a pair of touchdown passes and rushed for an additional score in the rout. Veteran kicker George Blanda added three field goals for Oakland. Following a tight first period, Dixon got the Raiders on the board with a 69-yard touchdown scamper around left end in the second quarter. Blanda set up for a field-goal attempt on fourth-and-1 later in the frame, but Lamonica took the snap and connected with tight end Dave Kocourek for a 17-yard touchdown pass to give the Raiders a 17-0 lead at the half.

In the third quarter, Lamonica's 1-yard dive and the first of Blanda's three field goals gave Oakland an insurmountable 27-0 lead. Two more Blanda field goals and a 12-yard touchdown pass from Lamonica to wide receiver Bill Miller in the fourth period closed out the scoring for the day for Oakland, earning for the Raiders the right to represent the American Football League in the second AFL-NFL Championship.

	1	2	3	4	F
Houston	0	0	0	7	7
Raiders	3	14	10	13	40

- OAK - Blanda 37 FG
- OAK - Dixon 69 run (Blanda kick)
- OAK - Kocourek 17 pass from Lamonica (Blanda kick)
- OAK - Lamonica 1 run (Blanda kick)
- OAK - Blanda 40 yard FG
- OAK - Blanda 42 FG
- HOU - Frazier 5 pass from Beathard (Wittenborn kick)
- OAK - Blanda 36 FG
- OAK - Miller 12 pass from Lamonica (Blanda kick)

RAIDERS 41, KANSAS CITY 0



1968 AFL Playoff
Dec. 22 at Oakland-Alameda County Coliseum, Oakland, Calif.

Deadlocked atop the AFL Western Division standings with identical 12-2 records, the Raiders and Chiefs met in a playoff contest to determine the New York Jets' opponent in the 1968 AFL Championship Game. Oakland used a devastating air attack behind quarterback Daryle Lamonica and receivers Fred Biletnikoff and Warren Wells to hand Kansas City a 41-6 defeat and book a date with Joe Namath's Jets for a shot at the team's second straight AFL title.

Lamonica lived up to his "Mad Bomber" moniker, passing for 347 yards on 19 completions with five touchdowns on the day. All of Lamonica's scoring tosses went to either Biletnikoff (7-180-3) or Wells (4-93-2), while an opportunistic Raider defense picked off Chiefs quarterback Len Dawson four times in the decisive victory.

Oakland jumped out to a 21-0 lead in the first quarter following two touchdown passes from Lamonica to Biletnikoff and an additional scoring toss to Wells. The Chiefs got into the action with a pair of Jan Stenerud field goals in the second quarter, but a 54-yard pass on a third-and-8 play for Biletnikoff's third scoring catch gave the Raiders a 28-6 advantage at the half.

Following a scoreless third period, a pair of George Blanda field goals following interceptions by defensive backs Willie Brown and Nemiah Wilson sealed the victory for the Silver and Black.

	1	2	3	4	5
Kansas City	0	6	0	0	6
Raiders	21	7	0	13	41

- OAK - Biletnikoff 24 pass from Lamonica (Blanda kick)
- OAK - Wells 23 pass from Lamonica (Blanda kick)
- OAK - Biletnikoff 44 pass from Lamonica (Blanda kick)
- KC - Stenerud 10 yard FG
- KC - Stenerud 8 yard FG
- OAK - Biletnikoff 54 pass from Lamonica (Blanda kick)
- OAK - Wells 35 pass from Lamonica (Blanda kick)
- OAK - Blanda 41 FG
- OAK - Blanda 40 FG



NEW YORK JETS 27, RAIDERS 23

1968 AFL Championship
Dec. 29 at Shea Stadium, Flushing Meadows, N.Y.

Just six weeks after the two teams met in the famed "Heidi Game," the Raiders' quest for a second straight AFL title came to an end as Joe Namath's 6-yard touchdown pass to receiver Don Maynard with just under eight minutes remaining in regulation lifted the Jets to a 27-23 win in a back-and-forth struggle.

Oakland quarterback Daryle Lamonica posted a second prolific passing performance in as many weeks, completing 20-of-47 attempts for a franchise-record 406 yards and one touchdown. Fred Biletnikoff hauled in seven passes for 190 yards and one touchdown to lead all receivers.

After surrendering 10 points in the first quarter, a 29-yard scoring pass from Lamonica to Biletnikoff and a George Blanda field goal trimmed the New York lead to 13-10 entering the half. Blanda tied the score with a 9-yard field goal midway through the third period, but the Jets took the lead once again by way of a 20-yard pass from Namath to Pete Lammons, setting up a wildly entertaining fourth quarter.


Blanda's third field goal of the day, a 20-yarder, cut the lead to four points in the final period and rookie George Atkinson picked off a Namath pass and returned it to New York's 5-yard line on the ensuing possession. Fullback Pete Banaszak barreled into the end zone on the very next play, giving the Raiders their first lead of the game.

The Jets came back with a three-play scoring drive, culminating in Namath's touchdown pass to Maynard after the two had hooked up for a 52-yard gain on the previous play. Lamonica took the Raiders deep into scoring range on two more fourth-quarter drives, the second of which ended on an incomplete swing pass intended for Charlie Smith that was ruled a lateral and recovered by the Jets.

	1	2	3	4	F
Raiders	0	10	3	10	23
New York Jets	10	3	7	7	27

- NYJ - Maynard 14 pass from Namath (Turner kick)
- NYJ - Turner 33 FG
- OAK - Biletnikoff 29 pass from Lamonica (Blanda kick)
- NYJ - Turner 36 FG
- OAK - Blanda 26 FG
- OAK - Blanda 9 FG
- NYJ - Lammons 20 pass from Namath (Turner kick)
- OAK - Blanda 20 FG
- NYJ - Banaszak 5 run (Blanda kick)
- NYJ - Maynard 6 pass from Namath (Turner kick)

PLAYOFF HISTORY



KANSAS CITY 17, RAIDERS 7

1969 AFL Championship
Jan. 4 at Oakland-Alameda County Coliseum, Oakland, Calif.

The final American Football League Championship fittingly took place in Oakland, as the Raiders had come to dominate the AFL's Western Division, advancing to the championship contest for the third straight season.

A stifling Kansas City defense and a balanced offense led by quarterback Len Dawson conspired to derail the Raiders' attempt for a second AFL title in three seasons. The Chiefs' defense harried Oakland quarterbacks Daryle



Lamonica and George Blanda, forcing the signal-callers to throw four interceptions. Despite the best efforts of running back Charlie Smith, who totaled eight catches for 86 yards and rushed for the Raiders' lone touchdown, the high-flying Oakland offense was limited to its lowest point total of the season.

Smith got the Raiders on the scoreboard first, scampering in around left end from 3 yards out to cap a 66-yard drive at the end of the first quarter. The Chiefs leveled the score behind a 1-yard scoring plunge by running back Wendell Hayes, and the teams entered the half tied at seven.

Blanda entered the contest at quarterback for Lamonica, who sustained a hand injury, in the third quarter but was picked off in Kansas City territory. The Chiefs capitalized on the ensuing possession, marching 94 yards on a drive that culminated in a 5-yard touchdown run by running back Robert Holmes. Back in the huddle, Lamonica and Raiders attempted to even the score, but the dinged-up quarterback was picked off on three straight possessions in the fourth quarter. A Jan Stenerud field goal capped the scoring for Kansas City, who came away with the upset victory in Oakland.

	1	2	3	4	F
Kansas City	0	7	7	3	17
Raiders	7	0	0	0	7

- OAK - C. Smith 3 run (Blanda kick)
- KC - Hayes 1 run (Stenerud kick)
- KC - Holmes 5 run (Stenerud kick)
- KC - Stenerud 22 FG



RAIDERS 21, MIAMI 14

1970 AFC Divisional
Dec. 27 at Oakland-Alameda County Coliseum, Oakland, Calif.

The Raiders spoiled Miami's postseason debut on a muddy Coliseum field, using an opportunistic passing attack to upend the upstart Dolphins. Quarterback Daryle Lamonica tossed two touchdown passes and defensive back Willie Brown's 50-yard interception return for a touchdown earned the Raiders a spot in the first AFC Championship game with the win.

Miami struck first, as quarterback Bob Griese found receiver Paul Warfield in the end zone for a 16-yard touchdown pass in the second quarter. Oakland pulled even near the half, as Lamonica connected with receiver Fred Biletnikoff for a 22-yard score with 1:50 left on the clock.

Oakland drove to the Miami 2-yard line on the opening possession of the third quarter, but a fumble by running back Charlie Smith was recovered by safety Jake Scott. The Dolphins drove to their own 38-yard line but a Griese pass intended for Warfield was picked off by Brown and returned half the length of the field for a score.

Following a missed Miami field-goal attempt early in the fourth quarter, Lamonica unleashed an 82-yard touchdown pass to receiver Rod Sherman with 9:34 left to play, extending the Raider lead.

Griese led the Dolphins to within one score with a 7-yard scoring toss to Willie Richardson, but the Oakland defense held firm on Miami's following possession to close out the victory.

	1	2	3	4	F
Miami	0	7	0	7	14
Raiders	0	7	7	7	21

- MIA - Warfield 16 pass from Griese (Yepremian kick)
- OAK - Biletnikoff 22 pass from Lamonica (Blanda kick)
- OAK - Brown 50 interception return (Blanda kick)
- OAK - Sherman 82 pass from Lamonica (Blanda kick)
- MIA - Richardson 7 pass from Griese (Yepremian kick)



BALTIMORE COLTS 27, RAIDERS 17

1970 AFC Championship
Jan. 3 at Memorial Stadium, Baltimore, Md.

The Silver and Black fell short of a Super Bowl berth for the third straight season, falling to Baltimore on a barren Memorial Stadium field in the first AFC Championship game, 27-17.

The matchup between Oakland, owners of the league's top offense, and the Colts, who were led by the legendary signal-caller Johnny Unitas, made for a most compelling championship battle that was dubbed the "Dual in the Dust" by NFL Films.

The Baltimore defense immediately posed problems for quarterback Daryle Lamonica, and the Raider offense stalled in the first quarter, failing to record a first down. Rookie kicker Jim O'Brien gave the Colts the lead midway through the opening frame, booting a 16-yard field goal. Oakland drove into Colts territory early in the second period but Lamonica was sacked by Bubba Smith, forcing the quarterback to leave the game due to injury. Grizzled veteran George Blanda was called into action once again, looking to spark the Raiders to victory as he had over a remarkable five-game stretch during the regular season. After a 2-yard touchdown plunge by rookie running back Norm Bulaich put the Colts up 10-0, the Raiders drove into Colts territory and Blanda put Oakland on the board with a 48-yard field goal.

Blanda quickly drew the Raiders even in the third quarter, piloting the half's opening drive and connecting with receiver Fred Biletnikoff for a 38-yard touchdown pass. The Colts answered immediately with a field goal and took a commanding lead at the end of the period on Bulaich's second rushing touchdown of the day, an expertly-blocked 11-yard scamper around left end.

The Raiders pulled to within three points on first drive of the fourth period. Blanda hit Warren Wells for a 15-yard touchdown, part of a five-catch, 108-yard day for the deep-threat receiver. Matching Blanda blow-for-blow was the immeasurable Unitas, who promptly tossed a 68-yard scoring strike to receiver Ray Perkins to bring the Colts' lead back to 10 points.

Blanda's magic could not rally the Raiders again, however, as two of the team's final four possessions resulted in interceptions deep in Baltimore territory and the Colts advanced to Super Bowl V.

	1	2	3	4	F
Raiders	0	3	7	7	17
Baltimore	3	7	10	7	27

- BAL - O'Brien 16 FG
- BAL - Bulaich 2 run (O'Brien kick)
- OAK - Blanda 48 yard FG
- OAK - Biletnikoff 38 pass from Blanda (Blanda kick)
- BAL - O'Brien 23 FG
- BAL - Bulaich 11 run (O'Brien kick)
- OAK - Wells 15 pass from Blanda (Blanda kick)
- BAL - Perkins 68 pass from Unitas (O'Brien kick)




PLAYOFF HISTORY



PITTSBURGH 13, RAIDERS 7

1972 AFC Divisional

Dec. 23 at Three Rivers Stadium, Pittsburgh, Pa.



What many have referred to as the greatest and most controversial play of all-time, "The Immaculate Reception," decided an AFC Playoff tilt between the Raiders and Steelers, setting the stage for numerous postseason battles between the two elite teams during the 1970s.

Oakland, returning to the postseason after a one-year hiatus, nursed a 7-6 advantage in a physical contest, and the Steelers were facing a fourth-and-10 as time wound down in regulation. Quarterback Terry Bradshaw's pass, intended for running back Frenchy Fuqua, ricocheted back toward the line of scrimmage and was scooped up by running back Franco Harris, who rumbled 60 yards into the end zone. The pass was deemed by officials to have been deflected by a defender, Raider safety Jack Tatum, and ruled a reception and touchdown in what remains one of the most controversial plays in NFL history.

All of the scoring came in the second half, with defense dominating the first two quarters on both sides. Quarterback Daryle Lamonica was intercepted on Oakland's first drive and a fumble by running back Marv Hubbard put the Raider defense on short fields, but the unit held strong on both occasions and halftime came with no score for either team.

The Steelers, making the organization's first postseason appearance in a decade, struck first with a Roy Gerela field goal early in the third quarter. The Raider offense could not get on track against the "Steel Curtain" defense, and Lamonica was removed in favor of Ken Stabler after throwing a fourth-quarter interception.

Pittsburgh tacked on a 29-yard field goal by Gerela with less than four minutes left in regulation and Stabler assumed the controls from the Raider 20-yard line with 3:42 left on the clock. "The Snake" converted a fourth-down play and connected with four different receivers to move the ball to the Pittsburgh 30-yard line. From there Stabler, almost stopped in the backfield, circled left and darted untouched into the end zone to give the Silver and Black their first lead of the day.

On the Steelers' final possession, Bradshaw moved the offense to the 40-yard but stalled out there, setting up the controversial play that is still debated to this day.

	1	2	3	4	F
Raiders	0	0	0	7	7
Pittsburgh	0	0	3	10	13

PIT - Gerela 18 FG

PIT - Gerela 29 FG

OAK - Stabler 30 run (Blanda kick)

PIT - Harris 60 pass from Bradshaw (Gerela kick)



RAIDERS 33, PITTSBURGH 14

1973 AFC Divisional

Dec. 22 at Oakland-Alameda County Coliseum, Oakland, Calif.



A pair of Marv Hubbard touchdown plunges and four George Blanda field goals helped the Raiders exact a measure of revenge for the previous season's "Immaculate Reception" game.

Quarterback Ken Stabler's precision passing coupled with a versatile running game, which generated 232 yards on 55 carries, cut through Pittsburgh's "Steel Curtain" defense, while a smothering defense limited running back Franco Harris to just 29 yards on the ground and forced quarterback Terry Bradshaw to throw three interceptions.

The Raiders wasted no time getting on the scoreboard, as the ground attack keyed a 16-play, 82-yard touchdown drive on Oakland's first possession. Hubbard broke off a 20-yard run to put the Silver and Black in scoring range, while Clarence Davis had four carries for 27 yards to set up Hubbard's 1-yard touchdown run over left tackle.

Blanda's first field goal gave the Raiders a 10-0 lead early in the second period, but 20-yard punt return set up the Steelers in Oakland territory later in the frame. Pittsburgh capitalized and cut the lead to three following Bradshaw's 4-yard scoring toss to Barry Pearson.

The Raiders continued to pound the ball on the ground in the third quarter, racking up yardage and dominating possession, but producing only a pair of field goals. The Pittsburgh offense took to the air in an attempt to make up for lost time, but the game was effectively put out of reach when a Bradshaw pass was picked off by cornerback Willie Brown and returned 54 yards for a touchdown.

Down 23-7, Raiders again tried to move the ball through the air, but Bradshaw was picked off, this time by safety George Atkinson, setting up Blanda's fourth field goal of the day.

Pittsburgh got a late touchdown, but Hubbard's leaping 1-yard touchdown dive over the middle with 19 seconds left in regulation put an exclamation point on an outstanding all-around performance.

	1	2	3	4	F
Pittsburgh	0	7	0	7	14
Raiders	7	3	13	10	33

OAK - Hubbard 1 run (Blanda kick)

OAK - Blanda 25 FG

PIT - Pearson 4 pass from Bradshaw (Gerela kick)

OAK - Blanda 31 FG

OAK - Blanda 22 FG

OAK - Brown 54 interception return (Blanda kick)

OAK - Blanda 10 FG

PIT - Lewis 26 pass from Bradshaw (Gerela kick)


OAK - Hubbard 1 run (Blanda kick)



MIAMI 27, RAIDERS 10

1973 AFC Championship

Dec. 20 at Orange Bowl, Miami, Fla.



An effective running game, led by Larry Csonka's 117 yards and three touchdowns, lifted the Dolphins to a 27-10 victory over the Raiders in front of 75,105 fans at Miami's Orange Bowl. Csonka's effort paced a Dolphin offense that chewed up 266 yards on the ground, averaging over five yards per rushing attempt.

Miami set the tone early, taking the opening kickoff and embarking on a nine-play, 64-yard drive that included just one pass attempt. Quarterback Bob Griese's 27-yard scamper set up an 11-yard touchdown run by Csonka, giving the Dolphins an early lead.

The Oakland offense failed to get on track, punting twice and missing a field-goal attempt before Miami doubled its lead by virtue of a 2-yard Csonka score. The touchdown capped a drive that included 14 running plays and just two pass attempts, both of which fell incomplete. The Raiders got back into the contest in the third quarter, as kicker George Blanda booted a 21-yard field goal on the first possession of the second half. On the Silver and Black's next offensive series, quarterback Ken Stabler found receiver Mike Siani three times for 45 yards, including a 25-yard touchdown pass that cut the Dolphin lead to 14-10.

Miami returned to the ground game, running the ball on 11 straight plays to set up a Garo Yepremian field goal in the fourth quarter. The Dolphins defense then held firm on a fourth-and-1 play on the Raiders' next possession, stopping running back Marv Hubbard to turn the ball over on downs. Csonka struck again late in the final period, scoring on a 2-yard run with 1:49 remaining to close out the game and send the Dolphins to their third straight Super Bowl.

	1	2	3	4	F
Raiders	0	0	10	0	10
Miami	7	7	3	10	27

MIA - Csonka 11 run (Yepremian kick)

MIA - Csonka 2 run (Yepremian kick)

OAK - Blanda 21 FG

MIA - Yepremian 42 FG

OAK - Siani 25 pass from Stabler (Blanda kick)

MIA - Yepremian 27 FG

MIA - Csonka 2 run (Yepremian kick)



PLAYOFF HISTORY



RAIDERS 28, MIAMI 26

1974 AFC Divisional
Dec. 21 at Oakland-Alameda County Coliseum, Oakland, Calif.

"In the closing seconds of a tight contest, Clarence Davis hauled in a desperation toss from quarterback Ken Stabler amidst a "Sea of Hands," giving the Raiders a 28-26 victory over the Miami Dolphins in what NBC Sports play-by-play announcer Curt Gowdy called, "the greatest game I have ever seen."

The Dolphins wasted no time getting on the scoreboard, as Nat Moore returned the opening

kickoff 89 yards for a touchdown to stake the visitors to a 7-0 lead. The Raiders drew even in the second quarter, as Stabler tossed a perfect pass to Charlie Smith in single coverage down the middle for a 31-yard touchdown. Miami turned to the ground game on the ensuing possession, driving into Oakland territory and settling for a 33-yard field goal from Garo Yepremian to enter the half with a 10-7 lead.

Oakland briefly took the lead in the third quarter, with Stabler and Biletnikoff hooking up three times, the third of which was a marvelous one-handed grab just inside the pylon while draped in coverage. The Dolphins quickly retook the lead, as quarterback Bob Griese found a wide open Paul Warfield in the end zone for a 16-yard touchdown after defensive back Nemiah Wilson slipped in coverage.

A memorable fourth quarter began well for Miami, as Yepremian's second field goal increased the Dolphin lead to 19-14. On Oakland's next possession, Stabler's deep pass was caught by a diving Cliff Branch, who having not been touched by a defender, rose to his feet and scampered 72 yards for a touchdown. Running back Benny Malone then gave the Dolphins the advantage once again, breaking tackles and ducking under defenders for a 23-yard touchdown.

Behind the swashbuckling Stabler, the Raiders drove to the Miami 8-yard line with 35 seconds left on the clock. On first-and-goal, the Miami rush closed in on the quarterback and with defensive end Vern Den Herder at his legs, Stabler looped the ball toward the end zone, where Davis outought a crowd of white jerseys to come down with the football, clutching it to his chest for the game-winning touchdown.

	1	2	3	4	F
Miami	7	3	6	10	26
Raiders	0	7	7	14	28

- MIA - Moore 89 kickoff return (Yepremian kick)
- OAK - C. Smith 31 pass from Stabler (Blanda kick)
- MIA - Yepremian 33 FG
- OAK - Biletnikoff 13 pass from Stabler (Blanda kick)
- MIA - Warfield 16 pass from Griese (kick failed)
- MIA - Yepremian 46 FG
- OAK - Branch 72 pass from Stabler (Blanda kick)
- MIA - Malone 23 run (Yepremian kick)
- OAK - Davis 8 pass from Stabler (Blanda kick)

PITTSBURGH 24, RAIDERS 13

1974 AFC Championship
Dec. 29 at Oakland-Alameda County Coliseum, Oakland, Calif.

A pair of Franco Harris touchdowns, 21 fourth-quarter points and a stingy Pittsburgh defense ended the Raiders' hopes for an AFC title in Oakland. Quarterback Ken Stabler completed 19 passes for 271 yards, but three interceptions contributed to a second straight championship defeat for the Silver and Black.

A fumbled punt on the game's first possession put Oakland within scoring range, and a 40-yard George Blanda field goal gave the Raiders the

early advantage. A strong Pittsburgh ground game put kicker Roy Gerela in field-goal range late in the first quarter, but his 20-yard effort sailed wide left. A second-quarter field goal by Gerela, this time from 23-yards out, drew the game level and an interception in the end zone by Raider defensive back

Nemiah Wilson in the end zone helped preserve the 3-3 tie at the half.

Using an efficient passing attack, the Raiders grabbed the lead midway through the third quarter. Stabler drove the offense to the Steelers' 38-yard line, and connected with receiver Cliff Branch on the left side for a touchdown strike. The Oakland lead was short-lived, however, as Pittsburgh used seven running plays and a 13-yard completion to drive to Oakland's 8-yard line, from where Harris took it up the middle for a score. On the ensuing drive, Stabler was intercepted by linebacker Jack Ham deep in Raider territory, setting up a 6-yard touchdown pass from quarterback Terry Bradshaw to receiver Lynn Swann.

Oakland cut the lead to 17-13 with a 24-yard field goal by Blanda, but Pittsburgh's J. T. Thomas picked off a Stabler pass to dash the Raiders' hopes late in the game. Harris capped the game with a 21-yard touchdown run shortly after the interception, lifting the Steelers to the organization's first Super Bowl appearance.

	1	2	3	4	F
Pittsburgh	0	3	0	21	24
Raiders	3	0	7	3	13

- OAK - Blanda 40 FG
- PIT - Gerela 23 FG
- OAK - Branch 38 pass from Stabler (Blanda kick)
- PIT - Harris 8 run (Gerela kick)
- PIT - Swann 6 pass from Bradshaw (Gerela kick)
- OAK - Blanda 24 FG
- PIT - Harris 21 run (Gerela kick)

RAIDERS 31, CINCINNATI 28

1975 AFC Divisional
Dec. 28 at Oakland-Alameda County Coliseum, Oakland, Calif.

The Raiders out-paced a vaunted Cincinnati passing attack, building a significant lead before withstanding a furious Bengal rally to post a 31-28 victory in an AFC Divisional Playoff contest in Oakland.

The Silver and Black offense got off to a fast start, driving into field-goal range on the first possession of the game, but the Raiders came up empty as George Blanda's 41-yard effort fell short. Blanda would make amends later in the

period, booting a 27-yard field goal to give the Raiders a 3-0 advantage. The Bengals were forced to punt on their opening second-half possession, and a 20-yard return by Neal Colzie put the Raiders in scoring position at the Cincinnati 35-yard line. Four plays later, running back Pete Banaszak rumbled into the end zone from 6 yards out to increase the Raider lead. Cincinnati scored on the ensuing possession, as quarterback Ken Anderson orchestrated an 11-play, 91-yard drive that culminated in a Lenvil Elliott 6-yard touchdown run.

In a fourth quarter that saw the Coliseum air filled with footballs, the Raiders reestablished a significant lead with tight end Dave Casper's 2-yard touchdown catch from a Stabler, his third scoring pass of the game. Cincinnati worked to get back in the game and, following an interception, scored on a 25-yard pass from Anderson to receiver Charlie Joiner. Anderson led a touchdown drive again on the Bengals' next series, connecting with a receiver Isaac Curtis for a 14-yard score.

With the lead cut to three points, Cincinnati had one last chance to score the upset, but a tackle for loss by linebacker Ted Hendricks and three incomplete passes on the Bengals' final drive halted any chance of a come-from-behind triumph for the visitors.

	1	2	3	4	F
Cincinnati	0	7	7	14	28
Raiders	3	14	7	7	31

- OAK - Blanda 27 FG
- OAK - Siani 9 pass from Stabler (Blanda kick)
- CIN - Fritts 1 run (Green kick)
- OAK - Moore 8 pass from Stabler (Blanda kick)
- OAK - Banaszak 6 run (Blanda kick)
- CIN - Elliott 6 run (Green kick)
- OAK - Casper 2 pass from Stabler (Blanda kick)
- CIN - Joiner 25 pass from Anderson (Green kick)
- CIN - Curtis 14 pass from Anderson (Green kick)



PLAYOFF HISTORY



PITTSBURGH 16, RAIDERS 10

1975 AFC Championship
Jan. 4 at Three Rivers Stadium, Pittsburgh, Pa.



On a frigid, ice-covered synthetic turf field at Three Rivers Stadium, the Raiders' vertical passing game was limited to the tune of a 16-10 defeat in what the NFL Network called one of the top "bad weather" games in league history. A defensive struggle turned into an offensive onslaught in the fourth quarter, with the Raiders falling just short against the defending Super Bowl champion Steelers.

With the temperature reaching just 16 degrees at kickoff, both teams struggled to find the end zone through the game's first three quarters. The Steelers got on the scoreboard first in the second period, turning the first of two interceptions by safety Mike Wagner into a 36-yard field goal by Roy Gerela.

Play on both sides got increasingly sloppy on the slippery turf, as the third quarter featured an interception, three turnovers on fumbles, two missed field-goal attempts and two punts, yet yielded zero points.

Pittsburgh broke through early in the fourth quarter, driving to the Oakland 25-yard line before running back Franco Harris bounced to the left after breaking a tackle and raced up the sideline for the game's first touchdown. Oakland answered back, as quarterback Ken Stabler connected with tight end Dave Casper on three consecutive passes for 46 yards, setting up a 14-yard scoring strike to receiver Mike Siani.

The Steelers increased their lead, capitalizing on a fumble recovery deep in Raider territory to score on 20-yard pass from quarterback Terry Bradshaw to receiver John Stallworth. Oakland got a 41-yard field goal from George Blanda late in the fourth quarter to cut the deficit to 16-10, and recovered the ensuing onside kick, but receiver Cliff Branch was tackled as time expired to dash Oakland's comeback hopes.

	1	2	3	4	F
Raiders	0	0	0	10	10
Pittsburgh	0	3	0	13	16

PIT - Gerela 36 FG
PIT - Harris 25 run (Gerela kick)
OAK - Siani 14 pass from Stabler (Blanda kick)
PIT - Stallworth 20 pass from Bradshaw (kick failed)
OAK - Blanda 41 FG



RAIDERS 24, NEW ENGLAND 21

1976 AFC Divisional
Dec. 18 at Oakland-Alameda County Coliseum, Oakland, Calif.

Two fourth-quarter touchdowns, including a Ken Stabler scramble with just 10 seconds left in regulation, helped the Raiders avoid a valiant upset bid by the Wild Card qualifier Patriots in Oakland. Stabler's 233 passing yards, and nine receptions for 137 yards from receiver Fred Biletnikoff, put the Raiders through to the team's fourth straight conference championship game with the win.

New England, the only team to defeat the Raiders during the regular season, scored first via a 1-yard touchdown run by running back Andy Johnson. Oakland got on the board with a 40-yard field goal by Errol Mann later in the opening period. A 31-yard touchdown pass from Stabler to Biletnikoff late in the second quarter gave the Silver and Black a 10-7 lead at halftime.

The third quarter was dominated by New England, as second-year quarterback Steve Grogan engineered two long scoring drives. Grogan connected with tight end Russ Francis for a 26-yard touchdown pass to cap off a 9-play, 80-yard drive, and running back Jess Phillips scored on a 3-yard run late in the period to give the Patriots a 21-10 advantage.

The Raiders, in danger of being upset at home after a 13-1 regular season, cut the lead to four points with running back Mark van Eeghen's 1-yard touchdown run early in the fourth quarter. Later, facing a third-and-18 from the New England 27-yard line, Stabler was hit as his pass intended for running back Carl Garrett fell incomplete. Patriot defensive lineman Ray "Sugar Bear" Hamilton was flagged for roughing the passer on the play, and the Raiders were given a fresh set of downs. Four plays later, Stabler scrambled left and dove between two defenders into the end zone for the game's winning touchdown.

	1	2	3	4	F
New England	7	0	14	0	21
Raiders	3	7	0	14	24

NE - Johnson 1 run (Smith kick)
OAK - Mann 40 FG
OAK - Biletnikoff 31 pass from Stabler (Mann kick)
NE - Francis 26 pass from Grogan (Smith kick)
NE - Phillips 3 run (Smith kick)
OAK - van Eeghen 1 run (Mann kick)
OAK - Stabler 1 run (Mann kick)



RAIDERS 24, PITTSBURGH 7

1976 AFC Championship
Dec. 26 at Oakland-Alameda County Coliseum, Oakland, Calif.

A solid rushing performance and a stout defensive effort lifted the Silver and Black to a convincing 24-7 victory over arch-rival Pittsburgh in Oakland. The victory snapped a streak of two straight AFC Championship game victories for the Steelers and punched the Raiders' ticket to Pasadena, Calif., for Super Bowl XI.

Oakland's ground attack, paced by running back Mark van Eeghen's 22 carries for 66 yards, accounted for 157 of the team's 228 total yards of offense. The Raider defense was equally impressive, limiting the Steelers to 72 rushing yards and holding receiver Lynn Swann to just three catches.

A 39-yard field goal by Errol Mann staked the Raiders to an early lead in the first quarter. In the second period, linebacker Willie Hall picked off a Terry Bradshaw pass and returned it 25 yards to the Pittsburgh 1-yard line, setting up a short touchdown run by running back Clarence Davis.

Pittsburgh scored their first points on the ensuing possession, as Bradshaw connected on a pair of deep passes to set up a 3-yard scoring run by running back Reggie Harrison. The Raiders pushed the lead to 10 points just before halftime, mixing a strong running game with mid-range passing to set up Stabler's 5-yard touchdown toss to Warren Bankston in the left side of the end zone.

The Raiders extended the lead on the team's second offensive possession of the third quarter, embarking on a 12-play, 63-yard touchdown drive that culminated in Stabler's 5-yard scoring pass to running back Pete Banaszak.

Oakland's defense clamped down for the remainder of regulation, and jubilant Raider fans poured onto the Coliseum field to celebrate as time expired.

	1	2	3	4	F
Pittsburgh	0	7	0	0	7
Raiders	3	14	7	0	24

OAK - Mann 39 FG
OAK - Davis 1 run (Mann kick)
PIT - Harrison 3 run (Mansfield kick)
OAK - Bankston 4 pass from Stabler (Mann kick)
OAK - Banaszak 5 pass from Stabler (Mann kick)



PLAYOFF HISTORY



RAIDERS 37, BALTIMORE COLTS 31

1977 AFC Divisional

Dec. 24 at Memorial Stadium, Baltimore, Md.

The defending Super Bowl champion Raiders, a Wild Card entrant after posting an 11-3 regular-season record, engaged in an epic double-overtime battle with Baltimore at Memorial Stadium, a game that is best remembered for a single pass play, the "Ghost to the Post." Tight end Dave Casper was on the receiving end of three touchdown passes from quarterback Ken Stabler on the day, but it was his late grab to set up the game-tying field goal that earned notoriety in a contest that lasted three hours and 50 minutes.

Running back Clarence Davis put the Raiders up in the first quarter, breaking loose over left guard and scoring on a 30-yard run. The Colts drew even in the second quarter when defensive back Bruce Laird intercepted a Stabler pass and raced 61 yards for a touchdown. A Baltimore field goal gave the Colts a 10-7 lead at halftime.

Stabler took to the air on the Raiders' first possession of the second half, connecting with receiver Cliff Branch for a 41-yard gain before hitting Casper in the end zone on 8 yards out. The Colts retook the lead on the ensuing kickoff, with Marshall Johnson returning Ray Guy's kick 87 yards for a score. The see-saw contest swung in the Raiders' favor later in the third period, as linebacker Ted Hendricks blocked a Baltimore punt to set up Casper's second touchdown catch, a 10-yard toss from Stabler.

Quarterback Bert Jones drove the Colts to Oakland's 1-yard line early in the fourth quarter and running back Ron Lee punched it in for the go-ahead score. Raider running back Pete Banaszak countered with a 1-yard plunge of his own, and the Silver and Black went up once again. A four-play, 73-yard drive capped by Lee's second touchdown run, a 13-yarder, gave the Colts the lead and set up one of the most famous plays in NFL history.

After the teams traded punts on the next four possessions, the Raiders found themselves facing a second-and-10 from their own 44-yard line with the clock winding down. Stabler dropped back to pass, pump faked, and passed to Casper who, running a post pattern, split two defenders and made an over-the-shoulder catch for 42 yards to the Baltimore 14-yard line. Three Banaszak runs brought the ball to the 5-yard line and kicker Errol Mann evened the score with a 22-yard field goal.

Both offenses labored through a scoreless overtime period, with the Raiders driving to Baltimore 13-yard line as the quarter closed. Two plays into the sixth period, Stabler, with his 40th pass attempt of the game, fittingly found Casper in the back of the end zone for the game-winning touchdown.

	1	2	3	4	OT	OT2	F
Raiders	7	0	14	10	0	6	37
Baltimore	0	10	7	14	0	0	31

- OAK - Davis 30 run (Mann kick)
- BAL - Laird 61 interception return (Linhart kick)
- OAK - Linhart 36 yard FG
- OAK - Casper 8 pass from Stabler (Mann kick)
- BAL - Johnson 87 kickoff return (Linhart kick)
- OAK - Casper 10 pass from Stabler (Mann kick)
- BAL - Lee 1 run (Linhart kick)
- OAK - Banaszak 1 run (Mann kick)
- BAL - Lee 13 run (Linhart kick)
- OAK - Mann 22 FG
- OAK - Casper 10 pass from Stabler



DENVER 20, RAIDERS 17

1977 AFC Championship

Jan. 1 at Mile High Stadium, Denver, Colo.

Denver's "Orange Crush" defense and a controversial ruling on what appeared to be a late-game fumble by Bronco running back Rob Lyle, conspired to deny the Silver and Black a second straight Super Bowl berth at Mile High Stadium. On a frigid, 18 degree day, quarterback Ken Stabler passed for 215 yards, including two touchdown tosses to Dave Casper, but Oakland fell short in the team's fifth consecutive conference championship game

appearance.

Kicker Errol Mann scored the first points of the game, booting a 20-yard field goal to cap the Raiders' first drive. The Broncos responded immediately, with quarterback Craig Morton connecting with receiver Haven Moses for a 74-yard catch-and-run for a touchdown. After a scoreless second quarter, the stage was set for a compelling second half between the two AFC West rivals.

Raider running back Clarence Davis fumbled deep in Oakland territory early in the third quarter, and the Broncos took over and drove to the 2-yard line. Lyle got the carry and was blasted by Raider safety Jack Tatum, causing what appeared to be a fumble that was recovered by Oakland lineman Mike McCoy. An official had blown the whistle, however, and after a conference, ruled Lyle down and assessed the Raiders with an unsportsmanlike conduct penalty, setting up a first-and-goal from the 1-yard line. On the very next play, Morton pitched to running back Jon Keyworth on the right, who scampered in for the touchdown.

Oakland cut the deficit to 14-10 early in the fourth quarter, as Stabler hit Casper just inside the end zone for a 7-yard touchdown. The Morton-to-Moses connection gave the Broncos a two-score lead following a Stabler interception, with Moses' second touchdown catch covering 12 of his 168 receiving yards on the day.

The Raiders scored on the ensuing possession, Stabler's 17-yard touchdown toss to Casper capping an eight-play, 74-yard drive, but Denver took over with three minutes remaining and was able to run out the clock to seal the AFC title.

	1	2	3	4	F
Raiders	3	0	0	14	17
Denver	7	0	7	6	20

- OAK - Mann 20 yard FG
- DEN - Moses 74 pass from Morton (Turner kick)
- DEN - Keyworth 1 run (Turner kick)
- OAK - Casper 7 pass from Stabler (Mann kick)
- DEN - Moses 12 pass from Morton (kick failed)
- OAK - Casper 17 pass from Stabler (Mann kick)



PLAYOFF HISTORY



RAIDERS 27, HOUSTON OILERS 7

1980 AFC Wild Card
Dec. 28 at Oakland-Alameda County Coliseum, Oakland, Calif.

A potent offense and a swarming defense stymied the Houston Oilers and propelled the Raiders to an emphatic 27-7 victory in an AFC Wild Card contest in Oakland. Quarterback Jim Plunkett guided a balanced attack on offense, while cornerback Lester Hayes picked off two passes by former Raider Ken Stabler, returning one for a touchdown.

Houston stumbled out of the gate, as running back Earl Campbell's fumble on the first play from scrimmage was recovered by Raiders safety Mike Davis. Oakland capitalized on the turnover with a 47-yard field goal by kicker Chris Bahr. The Oilers took the lead late in the first period, capping a nine-play, 55-yard drive with a 1-yard touchdown run by Campbell. Plunkett connected with running back Kenny King for a 37-yard gain in the second quarter, setting up a 1-yard touchdown pass to tight end Todd Christensen.

A scoreless third quarter gave way to a fourth period that would see the Silver and Black dominate on both sides of the ball. Plunkett hooked up with receiver Cliff Branch for a 33-yard completion at the end of the third quarter, setting up a 44-yard touchdown strike from Plunkett to a streaking Arthur Whittington along the right sideline on the first play of the fourth period.

The Raider defense forced punts on the next two Houston possessions, and Bahr added his second field goal of the day, a 37-yarder, to give the Raiders a 13-point lead. Desperate to get back into the contest, Houston took to the air on the ensuing possession. On a third-and-20 play, Stabler's pass was picked off by Hayes, his second of the game, and returned 20 yards for a touchdown to give the Raiders an insurmountable lead.

	1	2	3	4	F
Houston.....	7	0	0	0	7
Raiders.....	3	7	0	17	27

- OAK - Bahr 47 FG
- HOU - Campbell 10 run (Fritsch kick)
- OAK - Christensen 1 pass from Plunkett (Bahr kick)
- OAK - Whittington 44 pass from Plunkett (Bahr kick)
- OAK - Bahr 37 FG
- OAK - Hayes 20 interception return (Bahr kick)



RAIDERS 14, CLEVELAND 12

1980 AFC Divisional Playoff
Jan. 4 at Cleveland Municipal Stadium, Cleveland, Ohio

Two rushing touchdowns from running back Mark van Eeghen and safety Mike Davis' game-saving interception on a designed pass play called "Red Right 88," propelled the Raiders to a 14-12 victory over the Browns on a bitter-cold afternoon at Cleveland Municipal Stadium.

With the temperature at one degree Fahrenheit at kickoff, both offenses struggled to get started on the frozen turf. With whipping winds limiting the passing game, the first quarter came and went with no score and only two Cleveland first downs.

The Browns' defense would provide the first score of the game in the second quarter, with defensive back Ron Bolton intercepting a Jim Plunkett pass and returning it 42 yards for a touchdown. The Raiders answered back before halftime, embarking on a 14-play, 64-yard drive that culminated in a 1-yard touchdown run by van Eeghen to give Oakland a 7-6 lead at the break.

Cleveland promptly retook the lead in the third quarter, driving 48 yards and getting a 30-yard field goal from kicker Don Cockroft. The Browns added another field goal later in the period, making the score 12-7 entering the fourth quarter.

The Raiders opened up the fourth quarter on a steady drive, Plunkett mixing runs and passes all the way down to the Browns' 3-yard line. Oakland gave the ball to van Eeghen on three straight plays, including a 1-yard dive to give the Raiders a slim two-point lead.

Quarterback Brian Sipe and the Browns' offense, known as the "Cardiac Kids" for their propensity for late comebacks, took over with 2:22 left in the game and drove all the way down to Oakland's 13-yard line. Instead of opting for a field-goal attempt on third down with :49 left in regulation, Cleveland coach Sam Rutigliano called for a pass play, "Red Right 88." Davis cut in front of tight end Ozzie Newsome on the play, tumbling to the ground with the ball and preserving the narrow victory for the Silver and Black.

	1	2	3	4	F
Raiders.....	0	7	0	7	14
Cleveland.....	0	6	6	0	12

- CLE - Bolton 42 interception return (kick failed)
- OAK - van Eeghen 1 run (Bahr kick)
- CLE - Cockroft 30 FG
- CLE - Cockroft 30 FG
- OAK - van Eeghen 1 run (Bahr kick)



RAIDERS 34, SAN DIEGO 27

1980 AFC Championship
Jan. 11 at Jack Murphy Stadium, San Diego, Calif.

The Raiders got off to a fast start behind a masterful performance by quarterback Jim Plunkett, and used a ball control offense to upend the Chargers for the AFC title on a slick Jack Murphy Stadium field. Facing a vaunted San Diego passing attack, it was Oakland, led by Plunkett's 14-for-18 passing for 261 yards, which jumped out to a 28-14 halftime lead and held on down the stretch to advance to the Super Bowl for the third time in franchise history. Oakland wasted no time getting on the scoreboard, as a Plunkett pass glanced off the hands of intended receiver Kenny King directly to tight end Raymond Chester, who galloped 65 yards into the end zone for the score. The Chargers used their aerial attack to even the score, with quarterback Dan Fouts connecting on a 48-yard touchdown toss to receiver Charlie Joiner.

The Raiders retook the lead on the ensuing possession, as a 48-yard completion to receiver Cliff Branch and a pass interference call set up a 5-yard scoring scamper by Plunkett. Oakland scored again on its next possession, Plunkett finding King with a perfect pass in the end zone for 21 yards, to close out a wild first quarter.

A second-quarter fumble recovery by linebacker Ted Hendricks led to another Raider score, as running back Mark van Eeghen got into the end zone on a 3-yard run. The Chargers cut the deficit to two scores on the ensuing possession by virtue of an 8-yard pass from Fouts to Joiner, marking the receiver's second touchdown of the day.

After a break-neck scoring pace in the first half, San Diego chipped away at the Oakland lead with a 26-yard Rolf Benirschke field goal to begin the third quarter. The Chargers cut further into the advantage on their next possession, as running back Chuck Muncie capped of a drive by diving into the end zone following a 6-yard sweep around left tackle.

Starting the fourth quarter on offense, the Raiders controlled the ball for over five minutes on a drive that culminated in kicker Chris Bahr's 33-yard field goal. The Chargers followed with a field-goal drive, but over eight minutes had elapsed and the Raiders took over with less than seven minutes left on the clock. Plunkett expertly engineered four first downs on a 15-play drive that included 14 running plays to close out regulation, ending the game with San Diego's potent offense on the bench.

	1	2	3	4	F
Raiders.....	21	7	3	3	34
San Diego.....	7	7	10	3	27

- OAK - Chester 65 pass from Plunkett (Bahr kick)
- SD - Joiner 48 pass from Fouts (Benirschke kick)
- OAK - Plunkett 5 run (Bahr kick)
- OAK - King 21 pass from Plunkett (Bahr kick)
- OAK - van Eeghen 3 run (Bahr kick)
- SD - Joiner 8 pass from Fouts (Benirschke kick)
- SD - Benirschke 26 FG
- SD - Muncie 6 run (Benirschke kick)
- OAK - Bahr 27 FG
- OAK - Bahr 33 FG
- SD - Benirschke 27 FG



PLAYOFF HISTORY



RAIDERS 27, CLEVELAND 10

1982 AFC Wild Card (first-round playoff)
Jan. 8 at Los Angeles Memorial Coliseum
Los Angeles, Calif.

The Raiders, entering the playoffs as the AFC's top seed in a strike-shortened season after posting an 8-1 record, used an efficient passing offense and a smothering defense to dispatch Cleveland at the L.A. Coliseum, 27-10. Quarterback Jim Plunkett completed 24-of-37 pass attempts for 345 yards and rookie running back Marcus Allen found the end zone twice in the Raiders' first playoff game in Los Angeles.

Kicker Chris Bahr opened the scoring with a 27-yard field goal following a 64-yard toss from Plunkett to receiver Cliff Branch, but two Plunkett interceptions halted any further potential damage by the Raiders in the first quarter. Cleveland tied the game with a 52-yard field goal by Chris Bahr's brother, Matt, but the Silver and Black quickly retook the lead on the ensuing possession, driving 88 yards on just eight plays to set up a pitch to Allen for a 2-yard touchdown.

Cleveland briefly tied the game once again, with quarterback Paul McDonald finding receiver Ricky Feacher for a 43-yard touchdown connection. The Raiders' added a field goal at the end of the second quarter, as Chris Bahr was true from 37 yards out, to give the Silver and Black a 13-10 halftime lead.

The Browns drove to the Raiders' 11-yard line on the second half's opening possession, but a fumble by running back Charles White halted their momentum, and the Raiders' capitalized with an 89-yard drive that culminated in Allen's second touchdown of the day, a 3-yard run.

A 1-yard touchdown dive in the fourth quarter by running back Frank Hawkins essentially sealed the victory, and the Raider defense took over, not letting the Cleveland offense advance any further than the Los Angeles 47-yard line for the remainder of the contest.

	1	2	3	4	F
Cleveland	0	10	0	0	10
Raiders	3	10	7	7	27

LA - C. Bahr 27 FG
CLE - M. Bahr 52 FG
LA - Allen 2 run (C. Bahr kick)
CLE - Feacher 43 pass from McDonald (M. Bahr kick)
LA - C. Bahr 37 FG
LA - Allen 3 run (C. Bahr kick)
LA - Allen 1 run (C. Bahr kick)
LA - Hawkins 1 run (C. Bahr kick)

NEW YORK JETS 17, RAIDERS 14

1982 AFC Divisional Playoff (second-round playoff)
Jan. 15 at Los Angeles Memorial Coliseum,
Los Angeles, Calif.

The visiting Jets stifled the Raiders' offense and a late touchdown negated 14 third-quarter points from the Silver and Black in an upset at the L.A. Coliseum. Quarterback Jim Plunkett passed for 266 yards and one touchdown, but was intercepted three times as the Raiders dropped a narrow decision.

The Raiders were in position to score first, but a 34-yard attempt by kicker Chris Bahr hit the right upright. The Jets capitalized immediately, with quarterback Richard Todd orchestrating an 80-yard touchdown drive that culminated in a 20-yard scoring pass to receiver Wesley Walker. Los Angeles drove into Jets territory on the ensuing possession, but a Plunkett pass was picked off by cornerback Bobby Jackson at the 12-yard line. The Jets added a 30-yard field goal by kicker Pat Leahy later in the second quarter and entered the halftime break with a 10-0 advantage.

Plunkett got the Raiders on the board immediately in the third quarter, engineering a 12-play, 77-yard scoring drive that was capped by running back Marcus Allen's 3-yard touchdown run. Regaining possession following a partially-blocked punt later, Plunkett promptly connected with receiver Malcolm Barnwell for a 57-yard touchdown strike, giving the Raiders their first lead of the game.

The teams traded turnovers early in the fourth quarter, but a 45-yard completion from Todd to Walker put the Jets in scoring position with just under four minutes remaining in the game. From 1-yard out, running back Scott Dierking dove over the top for the go-ahead touchdown with just 3:45 left on the clock.

The Raiders would have two more opportunities on offense, but on both drives Plunkett was intercepted by linebacker Lance Mehl, ending the Silver and Black's first season in Los Angeles.

	1	2	3	4	F
New York Jets	7	3	0	7	17
Raiders	0	0	14	0	14

NYJ - Walker 20 pass from Todd (Leahy kick)
NYJ - Leahy 30 FG
LA - Allen 3 run (Bahr kick)
LA - Barnwell 57 pass from Plunkett (Bahr kick)
NYJ - Dierking 1 run (Leahy kick)



RAIDERS 38, PITTSBURGH 10

1983 AFC Divisional Playoff
Jan. 1 at Los Angeles Memorial Coliseum
Los Angeles, Calif.

Running back Marcus Allen rushed for 121 yards with two touchdowns, and 21 third-quarter points led the Raiders to a dominating 38-10 victory over Pittsburgh in a renewal of one of the NFL's fiercest rivalries at the L.A. Coliseum. Quarterback Jim Plunkett guided an efficient offense and an intimidating defense harried quarterback Cliff Stoudt all afternoon, sacking the Pittsburgh signal-caller five times and intercepting him once.

The Steelers got on the board first with a 17-yard field goal by Gary Anderson. On Pittsburgh's next possession, cornerback Lester Hayes picked off a pass from Stoudt and returned it 18 yards for a touchdown. The Raiders added to their lead in the second quarter, with Allen capping off an 80-yard drive with a 4-yard run over right guard for a touchdown, his first of the day. The Los Angeles defense held firm, allowing Pittsburgh to cross midfield just once on their next three possessions, and a 45-yard field goal by Chris Bahr at the end of the half made the score 17-3.


The third quarter belonged solely to the Silver and Black, as a precision passing game and big-play capability on offense dimmed Pittsburgh's hopes. On the half's opening possession, Plunkett promptly guided a scoring drive by moving the Raiders 72 yards on nine plays, culminating in a 9-yard touchdown run by running back Kenny King.

Allen gave Los Angeles a commanding lead on the team's next series, taking a handoff from Plunkett and breaking free up the middle for a dazzling 48-yard touchdown run. Pittsburgh cut into the lead with a long 58-yard touchdown pass from Stoudt to receiver John Stallworth, but running back Frank Hawkins' bull-dozing 2-yard score at the end of the third quarter essentially wrapped up the victory for the Silver and Black.

	1	2	3	4	F
Pittsburgh	3	0	7	0	10
Raiders	7	10	21	0	38

PIT - Anderson 17 FG
LA - Hayes 18 interception return (Bahr kick)
LA - Allen 4 run (Bahr kick)
LA - Bahr 45 FG
LA - King 9 run (Bahr kick)
LA - Allen 49 run (Bahr kick)
PIT - Stallworth 58 pass from Stoudt (Anderson kick)
LA - Hawkins 2 run (Bahr kick)





RAIDERS 30, SEATTLE 14

1983 AFC Championship
Jan. 8 at Los Angeles Memorial Coliseum, Los Angeles, Calif.

The Raiders were not to be denied in the organization's fifth AFC Championship game appearance in nine years, getting out to a fast start and cruising to a 30-14 triumph at the L.A. Coliseum in front of 92,335 fans, a championship game record. A stifling defense held Seattle scoreless deep into the third quarter, and the combination of quarterback Jim Plunkett and running back Marcus Allen proved too much for a Seahawk team that had defeated the Raiders twice during the regular season.

Seattle's game-opening drive was halted by a Lester Hayes interception, the first of five picks on the day for the Raiders, and led to a 20-yard field goal by kicker Chris Bahr. In the second quarter, running back Frank Hawkins got in to the end zone on a 1-yard plunge, capping a 61-yard drive. On the team's next offensive series, Plunkett connected with receiver Malcolm Barnwell for 49 yards, setting up Hawkins' second touchdown of the quarter on a 5-yard run around left end. Safety Mike Davis' first of two interceptions came on the ensuing possession, setting up a 45-yard field goal from Bahr and a commanding 20-0 lead at the half.

The Seahawks switched quarterbacks early in the third quarter, going with veteran Jim Zorn, but the results were much the same, as Davis picked off a pass on Zorn's first series under center. Allen broke off a long run on the very next play, picking up 43 of his 154 yards on the day, and setting up his own 3-yard touchdown reception from Plunkett. Seattle finally got on the board with Zorn's 11-yard touchdown pass to running back Dan Doornink, but the final result was not in doubt.

A fourth-quarter field goal by Bahr and a late Seahawk touchdown rounded out the scoring, and the Raiders advanced the Super Bowl for the fourth time in franchise history.

	1	2	3	4	F
Seattle	0	0	7	7	14
Raiders	3	17	7	3	30

LA - Bahr 20 FG
LA - Hawkins 1 run (Bahr kick)
LA - Hawkins 5 run (Bahr kick)
LA - Bahr 45 FG
LA - Allen 3 pass from Plunkett (Bahr kick)
SEA - Doornink 11 pass from Zorn (Johnson kick)
LA - Bahr 35 FG
SEA - Young 9 pass from Zorn (Johnson kick)



SEATTLE 13, RAIDERS 7

1984 AFC Wild Card
Dec. 22 at Kingdome, Seattle, Wash.

A grinding Seattle running game and just four completions by Seahawk quarterback Dave Krieg, including one for a touchdown, was enough to edge the Silver and Black in an AFC Wild Card contest in Seattle. Running back Marcus Allen rushed for 61 yards and caught five passes for 90 yards, while Seattle running back Dan Doornink carried the ball 27 times for 123 yards in front of 64,910 fans at the Kingdome.

Seattle scored first, capping a nine-play, 93-yard drive with a 26-yard touchdown pass from Krieg to receiver Daryl Turner. The teams traded punts frequently until a fumble by Raiders running back Frank Hawkins led to a short field for Seattle late in the third quarter. A 35-yard field goal by kicker Norm Johnson extended the Seahawks' lead, and the first of two interceptions thrown on the day by Plunkett preserved the 10-0 score at the end of three periods.

Johnson added a 44-yard field goal in the fourth quarter, but the Raiders looked to get Allen going on a drive beginning on their own 22-yard line. Plunkett connected with Allen for two completions for 29 yards before hitting him again over the middle for a 46-yard touchdown catch-and-run.

Looking to hold on to their slim lead, the Seahawks took nearly four minutes off the clock before being forced to punt. Taking over at the 16-yard line with under a minute to go, Plunkett completed two quick passes but his third was intercepted by safety Kenny Easley, sealing Seattle's victory.

	1	2	3	4	F
Raiders	0	0	0	7	7
Seattle	0	7	3	3	13

SEA - Turner 26 pass from Krieg (Johnson kick)
SEA - Johnson 35 FG
SEA - Johnson 44 FG
LA - Allen 46 pass from Plunkett (Bahr kick)



NEW ENGLAND 27, RAIDERS 20

1985 AFC Divisional Playoff
Jan. 5 at Los Angeles Memorial Coliseum, Los Angeles, Calif.

Six Raider turnovers led to 20 New England points and Craig James became the first running back to rush for over 100 yards against Los Angeles all season, as the visiting Patriots upended the Silver and Black at the L.A. Coliseum, 27-20. Running back Marcus Allen rushed for 121 yards and one touchdown, but the top-seeded Silver and Black failed to score in the second half in the upset defeat.

A muffed return on a first-quarter punt set up the game's opening score, a 13-yard pass from quarterback Tony Eason to tight end Lin Dawson. Greg Townsend blocked a punt later in the opening period, but the Raider offense stalled and had to settle for a 29-yard field goal by Chris Bahr.

Los Angeles took the lead in the second quarter, as quarterback Marc Wilson found receiver Jessie Hester in the end zone for a 16-yard touchdown. Defensive lineman Howie Long pounced on a fumble on the Patriots' next possession, and the Raiders capitalized with an 11-yard touchdown run by Allen. On the ensuing series, New England covered 80 yards on a 10-play scoring drive, with James capping the sequence with a 2-yard touchdown around left end. After trading field goals, the teams entered halftime with the Raiders clinging to a narrow 20-17 advantage.

Turnovers continued to plague the Raiders in the third quarter, as an Allen fumble in New England territory led to a game-tying, 32-yard field goal by kicker Tony Franklin. On the ensuing kickoff, returner Sam Seale muffed the kick and then fumbled before Jim Bowman fell on the ball in the end zone for a New England touchdown.

The special-teams touchdown would provide the difference in the game, as the Patriots limited the Raiders to just two fourth-quarter possessions, picking off Wilson for the third time to close out the upset.

	1	2	3	4	F
New England	7	10	10	0	27
Raiders	3	17	0	0	20

NE - Dawson 13 pass from Eason (Franklin kick)
LA - Bahr 29 FG
LA - Hester 16 pass from Wilson (Bahr kick)
LA - Allen 11 yard rush (Bahr kick)
NE - James 2 run (Franklin kick)
NE - Franklin 45 FG
LA - Bahr 32 yard FG
NE - Franklin 32 yard FG
NE - Bowman fumble return in end zone (Franklin kick)



PLAYOFF HISTORY

GAMEDAY RAIDERS 20, CINCINNATI 10

1990 AFC Divisional Playoff
Jan. 13 at Los Angeles Memorial Coliseum,
Los Angeles, Calif.



Returning to the playoffs after a four-year hiatus, the Raiders used 10 fourth-quarter points to defeat Cincinnati, 20-10, in a game that is perhaps most remembered as running back Bo Jackson's last career appearance on a football field. Quarterback Jay Schroeder passed for 172 yards and two touchdowns on just 11 completions, and running back Marcus Allen gained 140 yards on the ground to lead

the Silver and Black.

Art Shell's team drove to the Cincinnati 24-yard line early in the first quarter, but an incompletion on a fourth-and-1 play turned the ball over on downs. A second-quarter field goal gave the Bengals an early lead, but the Raiders' running game got going on the ensuing possession, as Jackson and Allen combined for 56 yards on five rushing attempts before Schroeder found receiver Mervyn Fernandez in the end zone for a 13-yard strike.

Early in the third quarter, Jackson took a pitch from Schroeder and dashed around right end for 34 yards before being dragged down from behind. It would mark the final play of a short but bright career for the dynamic running back, as Jackson suffered a career-ending hip injury on the play.

Kicker Jeff Jaeger booted a 49-yard field goal to cap a third-quarter drive, but the Bengals pulled even when quarterback Boomer Esiason hooked up with Stanford Jennings for an 8-yard touchdown early in the fourth period. On the ensuing possession, Schroeder orchestrated an 80-yard touchdown drive that was highlighted by a 41-yard scoring pass to tight end Ethan Horton, who made a finger-tip grab on the play.

The Bengals began to drive on their next possession, but Greg Townsend's third sack of the game helped derail their offense. Jaeger's 25-yard field goal with just 19 seconds left on the clock ended Cincinnati's hopes and sent the Raiders to the AFC Championship game for the first time since the 1983 season.

	1	2	3	4	F
Cincinnati.....	0	3	0	7	10
Raiders.....	0	7	3	10	20

CIN - Breech 27 FG
LA - Fernandez 13 pass from Schroeder (Jaeger kick)
LA - Jaeger 49 FG
CIN - Jennings 8 pass from Esiason (Breech kick)
LA - Horton 41 pass from Schroeder (Jaeger kick)
LA - Jaeger 25 FG

GAMEDAY BUFFALO 51, RAIDERS 3

1990 AFC Championship
Jan. 20 at Rich Stadium, Orchard Park, N.Y.



Buffalo's potent offense jumped out to 41 first-half points en route to a 51-3 defeat of the Raiders at Rich Stadium. Quarterback Jay Schroeder, directing an offense devoid of star running back Bo Jackson, threw five interceptions, and the Los Angeles defense could not keep pace with a Bills offense that got 300 passing yards from quarterback Jim Kelly and three rushing touchdowns from running back Kenneth Davis.

The Bills got off to a fast start, as Kelly connected with former Raider James Lofton for a 13-yard touchdown on the team's first drive. The Raiders answered immediately, getting a 41-yard field goal from kicker Jeff Jaeger on the ensuing possession. A relentless Buffalo offense scored again on 12-yard

touchdown run by Thurman Thomas, and added seven points on an interception return for a touchdown by linebacker Daryl Talley to make the score 21-3.

With the Raider offense stuck in neutral, the Bills added 20 points in the second quarter via two short-yardage runs by Davis and Lofton's second touchdown catch of the game.

Any spark the Raiders looked to ignite after halftime flamed out in the form of two interceptions in Buffalo territory. Davis' third score of the game on a 1-yard dive and fourth-quarter field goal from kicker Scott Norwood closed out Buffalo's first conference title.

	1	2	3	4	F
Raiders	3	0	0	0	3
Buffalo	21	20	0	10	51

BUF - Lofton 13 pass from Kelly (Norwood kick)
LA - Jaeger 41 FG
BUF - Thomas 12 run (Norwood kick)
BUF - Talley 27 interception return (Norwood kick)
BUF - Davis 1 run (kick failed)
BUF - Davis 3 run (Norwood kick)
BUF - Lofton 8 pass from Kelly (Norwood kick)
BUF - Davis 1 run (Norwood kick)
BUF - Norwood 39 FG

GAMEDAY KANSAS CITY 10, RAIDERS 6

1991 AFC Wild Card
Dec. 28 at Arrowhead Stadium, Kansas City, Mo.



The Raiders fell to the Chiefs, 10-6, in an AFC Wild Card game highlighted by dominating defense on both sides. Rookie quarterback Todd Marinovich, who threw three touchdown passes in his NFL debut the previous week against the same Kansas City squad, threw four interceptions, and Chiefs running back Barry Word rushed for 130 yards at Arrowhead Stadium.

Both offenses struggled to put points on the board in the first half, as the two teams combined for three interceptions, two fumbles, two missed field goals and one punt on the game's first eight possessions. Safety Deron Cherry's second interception of the game midway through the second quarter put Kansas City in scoring position, and quarterback Steve DeBerg capitalized with an 11-yard touchdown strike to receiver Fred Jones. Marinovich engineered a score near the end of the second quarter, getting three points on a 32-yard field Jeff Jaeger field goal following a 10-play, 65-yard drive.

The Raiders drew closer at the start of the second half, driving to the Kansas City 8-yard line before settling for a 26-yard chip shot by Jaeger. The Silver and Black's offense could not remain on track, however, and the Raiders' final three possessions ended in turnovers. The Chiefs added a Nick Lowmy field goal in the fourth quarter, handing Los Angeles the narrow defeat.

	1	2	3	4	F
Raiders	0	3	3	0	6
Kansas City	0	7	0	3	10

KC - Jones 11 pass from DeBerg (Lowery kick)
LA - Jaeger 32 FG
LA - Jaeger 26 FG
KC - Lowery 18 FG



PLAYOFF HISTORY



RAIDERS 42, DENVER 24

1993 AFC Wild Card
Jan. 9 at Los Angeles Memorial Coliseum,
Los Angeles, Calif.

A quick-strike offense and three second-half touchdowns by running back Napoleon McCallum propelled the Raiders to a 42-24 shootout victory over Denver at the L.A. Coliseum. Quarterback Jeff Hostetler passed for 294 yards and three first-half scores against a Bronco team that the Silver and Black had defeated in overtime the previous week, forcing Denver to return to Los Angeles for the Wild Card contest.

Los Angeles and Denver exchanged scores on a "blow-for-blow" basis in the first half. The Raiders opened the scoring with Hostetler's 9-yard touchdown pass to tight end Ethan Horton, only to be matched by quarterback John Elway's 23-yard strike to tight end Shannon Sharpe. Hostetler connected on the first long score of the game, hitting receiver Tim Brown for a 65-yard touchdown later in the first quarter. Elway followed suit with a 16-yard touchdown in the second period to tight end Reggie Johnson, but Los Angeles went up again via a 54-yard pass from Hostetler to receiver James Jett. Denver pulled even on Elway's 6-yard toss to receiver Derek Russell, and the game went into the half tied, 21-21.

After posting a pair of three-and-outs on defense, the Raiders took to the ground on offense in the third quarter. McCallum, who had just one carry in the first half, broke loose for a 26-yard touchdown to give the Silver and Black the lead for good. McCallum powered through the middle for a 2-yard score to cap a 52-yard drive later in the period, and the Los Angeles defense did not yield a Bronco first down on four third-quarter possessions to maintain a commanding lead.

	1	2	3	4	F
Denver	7	14	0	3	24
Raiders	14	7	14	7	42

- LA - Horton 9 pass from Hostetler (Jaeger kick)
- DEN - Sharpe 23 pass from Elway (Elam kick)
- LA - Brown 65 pass from Hostetler (Jaeger kick)
- DEN - Johnson 16 pass from Elway (Elam kick)
- LA - Jett 54 pass from Hostetler (Jaeger kick)
- DEN - Russell 6 pass from Elway (Elam kick)
- LA - McCallum 26 run (Jaeger kick)
- LA - McCallum 2 run (Jaeger kick)
- DEN - Elam 33 FG
- LA - McCallum 1 Run (Jaeger kick)



BUFFALO 29, RAIDERS 23

1993 AFC Divisional Playoffs
Jan. 15 at Rich Stadium, Orchard Park, N.Y.

The Raiders were edged by the Bills, 29-23, on a frigid artificial turf at Rich Stadium in a competitive AFC Divisional playoff game. With temperatures at game time dipping to zero, the Silver and Black built a 17-13 lead at halftime, but succumbed to Buffalo behind a pair of second-half touchdown passes from quarterback Jim Kelly to receiver Bill Brooks.

The Bills provided the game's initial threat in the first quarter, driving to the Raider 30-yard line before turning the ball over on downs. The Silver and Black responded immediately, embarking on a 58-yard drive that culminated in kicker Jeff Jaeger's 30-yard field goal in the second quarter.


Running back Kenneth Davis put the Bills ahead with a leaping 1-yard touchdown dive on the ensuing possession, but Raiders running back Napoleon McCallum matched the score with a 1-yard scoring run of his own. Los Angeles extended its lead following a fumble recovery, as McCallum capped an 11-play, 40-yard drive with his second 1-yard touchdown run of the day. The Bills got back into the game on the heels of a 37-yard pass interference call, with running back Thurman Thomas punching it into the end zone from 8 yards out.

Buffalo grabbed the lead in the third quarter, getting a touchdown on Kelly's 25-yard pass to Brooks and adding a field goal to move ahead, 19-17. The Bills lead was short-lived, however, as quarterback Jeff Hostetler connected with receiver Tim Brown from the Raiders 24-yard line, and Brown streaked up the middle and eluded a tackler to score.

Kelly guided another scoring drive to put the Bills up for good, connecting with Brooks from 22 yards out to provide the difference. The Raiders' two remaining possessions resulted in three-and-outs, and the Bills ran out the clock to end the Silver and Black's season.

	1	2	3	4	F
Raiders	0	17	6	0	23
Buffalo	0	13	9	7	29

- LA - Jaeger 30 FG
- BUF - Davis 1 run (kick failed)
- LA - McCallum 1 run (Jaeger kick)
- LA - McCallum 1 run (Jaeger kick)
- BUF - Thomas 8 run (Christie kick)
- BUF - Brooks 25 pass from Kelly (kick failed)
- BUF - Christie 29 FG
- LA - Brown 86 pass from Hostetler (kick failed)
- BUF - Brooks 22 pass from Kelly (Christie kick)



RAIDERS 27, MIAMI

2000 AFC Divisional Playoffs
Jan. 6 at Network Associates Coliseum, Oakland, Calif.

The Raiders made a triumphant return to the postseason, dismantling the visiting Miami Dolphins and posting a 27-0 victory, the first postseason shutout in franchise history. Quarterback Rick Gannon's efficient passing and cornerback Tory James' two interceptions, including a 90-yard return for a touchdown, spelled doom for the Dolphins at Network Associates Coliseum.

Miami quarterback Jay Fiedler drove the Dolphins to the Raiders' 16-yard line on the team's first possession, but James jumped receiver Leslie Shepherd's route for a pick and raced 90 yards down the sideline for a tone-setting touchdown. Kicker Sebastian Janikowski added a 36-yard field goal in the opening period and the end result was never in doubt.

Another Janikowski field goal, this one from 33 yards out, boosted the Oakland lead in the second quarter, and when Gannon connected with receiver James Jett on a 6-yard touchdown pass, the rout was truly on.

The Raider defense halted any hope of a Miami comeback, holding running back Lamar Smith, who had rushed for 209 yards the previous week against Indianapolis, to just four yards on eight carries. A 2-yard touchdown run by running back Tyrone Wheatley in the third quarter put the game out of reach, and two fourth-quarter interceptions, including a second of the day by James, closed out the convincing victory.

	1	2	3	4	F
Miami	0	0	0	0	0
Raiders	10	10	7	0	27

- OAK - James 90 interception return (Janikowski kick)
- OAK - Janikowski 36 FG
- OAK - Janikowski 33 FG
- OAK - Jett 6 pass from Gannon (Janikowski kick)
- OAK - Wheatley 2 run (Janikowski kick)



PLAYOFF HISTORY



BALTIMORE RAVENS 16, RAIDERS 3

2000 AFC Championship
Jan. 14 at Network Associates Coliseum, Oakland, Calif.

The Baltimore Ravens spoiled the first conference championship game played in Oakland since 1976, using a stifling defense to upend the host Raiders, 16-3. Quarterback Rich Gannon was injured on a second-quarter play, and the Raiders fell short in their bid for a return to the Super Bowl.

After a scoreless first quarter, the Ravens got on the board first when quarterback Trent Dilfer hit Shannon Sharpe over the middle and

the tight end split two defenders, rumbling 96 yards for a touchdown. Shortly following the Ravens' score, Gannon was forced to leave the game due to a shoulder injury and his replacement, Bobby Hoving, threw an interception that Baltimore capitalized upon with a 31-yard field goal.

With Gannon back under center, the Raiders mounted a scoring drive early in the third quarter. Kicker Sebastian Janikowski booted a 24-yard field goal after the Oakland drive stalled out at Baltimore's 6-yard line. The Ravens added short Stover field goals, one each in the third and fourth quarters, and the Raiders were kept out of the end zone for the first time all season in the defeat.

	1	2	3	4	F
Baltimore	0	10	3	3	16
Raiders	0	0	3	0	3

- BAL - Sharpe 96 pass from Dilfer (Stover kick)
- BAL - Stover 31 FG
- OAK - Janikowski 24 FG
- BAL - Stover 28 FG
- BAL - Stover 21 FG



RAIDERS 38, NEW YORK JETS 24

2001 AFC Wild Card
Jan. 12 at Network Associates Coliseum, Oakland, Calif.

An explosive offense led by quarterback Rich Gannon, receiver Jerry Rice and running back Charlie Garner overwhelmed the visiting New York Jets in an AFC Wild Card contest, 38-24. Rice's nine catches for 183 yards and Garner's 158 rushing yards proved too much for the Jets, who had defeated the Raiders at Network Associates Coliseum the previous week to earn a playoff berth.

The Raiders got off to a fast start in the first quarter, with Gannon leading two long drives that resulted in Sebastian Janikowski field goals. After the two teams traded field goals in the second quarter, the Silver and Black got into the end zone on a 2-yard pass from Gannon to receiver Tim Brown to give the Raiders a 16-3 halftime lead.

The Jets pulled closer on the second half's opening drive, as QB Vinny Testaverde found receiver Wayne Chrebet wide open for a 17-yard touchdown. The Raiders recovered a fumble near the end of the third period, setting up a wild fourth period in which the teams would combine to score 36 points.

Fullback Zack Crockett got the final quarter started with a 2-yard plunge for a score, and a two-point conversion gave the Raiders a 24-10 advantage. A 3-yard toss from Testaverde to fullback Richie Anderson cut the Oakland lead to seven points, but Gannon promptly led a 68-yard scoring drive on the ensuing possession, connecting with Rice for a 21-yard touchdown toss.

The Jets stormed back, as Chrebet hauled in his second touchdown pass of the game from 4 yards out. On the Raiders' next possession, Garner took a handoff and broke free around right end for 80 yards to set a franchise post-season record and put the game out of reach.

	1	2	3	4	F
New York Jets	0	3	7	14	24
Raiders	6	10	0	22	38

- OAK - Janikowski 21 FG
- OAK - Janikowski 41 FG
- NYJ - Hall 45 yard FG
- OAK - Janikowski 45 FG
- OAK - Brown 2 pass from Gannon (Janikowski kick)
- NYJ - Chrebet 17 pass from Testaverde (Hall kick)
- OAK - Crockett 2 run (Garner run)
- NYJ - Anderson 3 pass from Testaverde (Hall kick)
- OAK - Rice 21 pass from Gannon (Janikowski kick)
- NYJ - Chrebet 4 pass from Testaverde (Hall kick)
- OAK - Garner 80 run (Janikowski kick)



NEW ENGLAND 16, RAIDERS 13

2001 AFC Divisional Playoff
Jan. 19 at Foxboro Stadium, Foxboro, Mass.

A New England snow storm created a majestic setting at Foxboro Stadium, as the Patriots edged the Raiders in the "Tuck Game," one of the most controversial contests in NFL history.

With less than two minutes remaining in regulation and the Raiders clinging to a three-point lead, cornerback Charles Woodson sacked Patriots quarterback Tom Brady, causing what appeared to be a fumble that was recovered by Raider linebacker Greg Biekert to seal a Raider win. Citing Rule 3, Section 22, Article 2, Note 2 in the NFL rule book, the officials ruled the play an incomplete pass, leading to the game-tying field goal by kicker Adam Vinatieri.

The Raiders built an early lead in the contest, as quarterback Rich Gannon connected with receiver James Jett in the corner of the end zone for a 13-yard score in the second quarter. Vinatieri got the Patriots on the board with a 23-yard field goal, but two Sebastian Janikowski field goals, from 38- and 45 yards out gave the Raiders a 13-3 advantage entering the final period.

Brady was efficient in an early fourth-quarter drive, completing nine consecutive pass attempts before scampering into the end zone for a 6-yard touchdown to cut the Raider lead to three points. Brady then led a late-game drive that culminated in Vinatieri's 45-yard, game-tying field goal that came on the heels of the "tuck" play. In overtime, Brady promptly piloted a 61-yard drive that led to Vinatieri's game-winner from 23 yards out.

	1	2	3	4	OT	F
Raiders	0	7	6	0	0	13
New England	0	0	3	10	3	16

- OAK - Jett 13 pass from Gannon (Janikowski kick)
- NE - Vinatieri 23 FG
- OAK - Janikowski 38 FG
- OAK - Janikowski 45 FG
- NE - Brady 6 run (Vinatieri kick)
- NE - Vinatieri 45 FG
- NE - Vinatieri 23 FG





RAIDERS 30, NEW YORK JETS 10

2002 AFC Divisional Playoff
Jan. 12 at Network Associates Coliseum, Oakland, Calif.

An opportunistic offense scored 17 points off of three Jets turnovers, and quarterback Rich Gannon passed for 283 yards and two touchdowns to lead the Raiders to a convincing 30-10 victory over the New York Jets at Network Associates Coliseum.

After trading first-quarter field goals, the Raiders capitalized on a fumble recovery in Jets territory by way of a 1-yard dive by fullback Zack Crockett. The Jets drew even late in the second quarter, as quarterback Chad Pennington capped a long drive with a 1-yard touchdown pass to fullback Jerald Sowell to tie the game at the half.

The second half was all Silver and Black, with Gannon connecting with receiver Jerry Porter for a 29-yard touchdown in the third quarter to give the Raiders the lead for good. Gannon and Porter hooked up again later in the third period for a 50 of Porter's 123 receiving yards on the day, setting up a 9-yard touchdown pass to receiver Jerry Rice early in fourth quarter.

Two fourth-quarter field goals by Sebastian Janikowski closed out the victory and pushed the Raiders one step closer to the Super Bowl.

	1	2	3	4	F
New York Jets	3	7	0	0	10
Raiders	3	7	7	13	30

- NYJ - Hall 38 FG
- OAK - Janikowski 29 FG
- OAK - Crockett 1 run (Janikowski kick)
- NYJ - Sowell 1 pass from Pennington (Hall kick)
- OAK - Porter 29 pass from Gannon (Janikowski kick)
- OAK - Rice 9 pass from Gannon (Janikowski kick)
- OAK - Janikowski 34 FG
- OAK - Janikowski 31 FG



RAIDERS 41, TENNESSEE 24

2002 AFC Championship
Jan. 19 at Network Associates Coliseum, Oakland, Calif.

The Raiders got out to a fast start and out-lasted Tennessee in the second half to secure the Silver and Black's first Super Bowl berth since the 1983 season. A relentless passing attack, led by quarterback Rich Gannon's 286 yards and three touchdowns through the air, proved too much for the visiting Titans.

Oakland wasted no time getting on the scoreboard, as Gannon took the offense 69 yards on the opening possession and connected with receiver Jerry Porter for a 3-yard touchdown pass to open the scoring. The Titans answered immediately, with quarterback Steve McNair hitting receiver Drew Bennett for a 33-yard touchdown on the ensuing drive. The Raiders went up again on their next possession, Gannon moving the offense swiftly downfield to set up a 12-yard touchdown pass to running back Charlie Garner.

Tennessee cut into the Raider lead with a field goal in the second quarter, and the Titans briefly took the lead by virtue of a 9-yard touchdown run by McNair. The Raiders took the lead back near the end of the first half, capitalizing on a fumble recovery deep in Tennessee territory with a 1-yard scoring pass from Gannon to tight end Doug Jolley. A fumble recovery on the ensuing kick-off gave the Raiders the ball in scoring range once again, and kicker Sebastian Janikowski was true from 43 yards out.

A second Janikowski field goal was matched by McNair's second touchdown run of the game, a 13-yard scamper to make the score 27-24 in Oakland's favor entering the fourth quarter. Gannon began the final period by capping off a 66-yard drive with a 2-yard touchdown run of his own, and closed out the victory by leading the Silver and Black on a time-consuming drive that resulted in fullback Zack Crockett's 7-yard touchdown run. McNair and the Titans moved the ball down to the Oakland 6-yard line, but turned the ball over on downs, and Gannon took a knee as the Coliseum erupted in celebration.

	1	2	3	4	F
Tennessee	7	10	7	0	24
Raiders	14	10	3	14	41

- OAK - Porter 3 pass from Gannon (Janikowski kick)
- TEN - Bennett 33 pass from McNair (Nedney kick)
- OAK - Garner 12 pass from Gannon (Janikowski kick)
- TEN - Nedney 29 FG
- TEN - McNair 9 run (Nedney kick)
- OAK - Jolley 1 pass from Gannon (Janikowski kick)
- OAK - Janikowski 43 FG
- OAK - Janikowski 32 FG
- TEN - McNair 13 run (Hentrich kick)
- OAK - Gannon 2 run (Janikowski kick)
- OAK - Crockett 7 run (Janikowski kick)

INDIVIDUAL PLAYOFF RECORDS

RUSHING

Most attempts, career

- 167 Marcus Allen (10 games)
- 163 Mark van Eeghen (10 games)
- 128 Clarence Davis (6 games)

Most attempts, game

- 25 Marcus Allen, vs. Sea., Jan. 8, 1984
- 22 Mark van Eeghen, vs. Pit., Dec. 26, 1976
- 22 Marcus Allen, vs. NE, Jan. 5, 1986

Most yards rushing, career

- 961 Marcus Allen (10 games)
- 579 Mark van Eeghen (10 games)
- 506 Clarence Davis (6 games)

Most yards rushing, game

- 191 Marcus Allen, vs. Was., Jan. 22, 1984
- 158 Charlie Garner, vs. NYJ, Jan. 12, 2002
- 154 Marcus Allen, vs. Sea., Jan. 8, 1984

Longest run from scrimmage

- 80 Charlie Garner, vs. NYJ, Jan. 12, 2002 (TD)
- 74 Marcus Allen, vs. Was., Jan. 22, 1984 (TD)
- 69 Hewritt Dixon, vs. HouO, Dec. 31, 1967

Most games, 100 or more yards rushing, career

- 5 Marcus Allen (10 games)
- 1 Pete Banaszak (18 games)
- Hewritt Dixon (8 games)
- Clarence Davis (6 games)
- Nick Bell (3 games)
- Charlie Garner (5 games)

Most consecutive games, 100 or more yards rushing

- 3 Marcus Allen (1983)
- 1 7 times

Two 100-yard rushers

Hewritt Dixon (144 yds.) and Pete Banaszak (116 yds.), vs. Houston, Dec. 31, 1967

Most rushing touchdowns, career

- 8 Marcus Allen (10 games)
- 5 Pete Banaszak (18 games)
- 5 Napoleon McCallum (3 games)

Most rushing touchdowns, game

- 3 Napoleon McCallum, vs. Den., Jan. 9, 1994
- 2 Marv Hubbard, vs. Pit., Dec. 22, 1973
- Pete Banaszak, vs. Min., Jan. 9, 1977
- Mark van Eeghen, at Cle., Jan. 4, 1981
- Marcus Allen, vs. Cle., Jan. 8, 1983
- Marcus Allen, vs. Pit., Jan. 1, 1984
- Frank Hawkins, vs. Sea., Jan. 8, 1984
- Marcus Allen, vs. Was., Jan. 22, 1984
- Napoleon McCallum, at Buf., Jan. 15, 1994

Most consecutive games, rushing for touchdowns

- 2 Mark van Eeghen (1981)
- Marcus Allen (1983)
- Frank Hawkins (1984)
- Napoleon McCallum (1994)
- Zack Crockett (2003)

PASSING

Most passes completed, career

- 188 Ken Stabler (12 games)
- 162 Jim Plunkett (10 games)
- 136 Rich Gannon (7 games)

Most passes completed, game

- 29 Rich Gannon, vs. Ten., Jan. 19, 2003
- 24 Rich Gannon, vs. TB, Jan. 26, 2003
- 24 Jim Plunkett, vs. Cle., Jan. 8, 1983

Most passes attempted, career

- 325 Ken Stabler (12 games)
- 272 Jim Plunkett (10 games)
- 238 Daryle Lamonica (9 games)

Most passes attempted, game

- 47 Daryle Lamonica, at NYJ, Dec. 29, 1968
- 44 Rich Gannon, vs. TB, Jan. 26, 2003
- 42 Ken Stabler, at Pit., Jan. 4, 1976

Most yards passing, career

- 2,398 Ken Stabler (12 games)
- 2,293 Jim Plunkett (10 games)
- 1,748 Rich Gannon (7 games)

Most yards passing, game

- 401 Daryle Lamonica, at NYJ, Dec. 29, 1968
- 386 Jim Plunkett, vs. Cle., Jan. 8, 1983
- 347 Daryle Lamonica, vs. KC, Dec. 22, 1968

Most games, 300 or more yards passing, career

- 2 Daryle Lamonica (9 games)
- 1 Ken Stabler (12 games)
- 1 Jim Plunkett (10 games)

Most consecutive games, 300 or more yards passing

- 2 Daryle Lamonica (1968)
- 1 Two times

Most touchdown passes, career

- 19 Ken Stabler (12 games)
- 18 Daryle Lamonica (9 games)
- 11 Jim Plunkett (10 games)
- 11 Rich Gannon (7 games)

Most touchdown passes, game

- 6 Daryle Lamonica, vs. Hou., Dec. 21, 1969
- 5 Daryle Lamonica, vs. KC, Dec. 22, 1968
- 4 Ken Stabler, vs. Mia., Dec. 21, 1974

Most consecutive games, touchdown pass

- 9 Ken Stabler (1974-78)
- 5 Daryle Lamonica (1967-69)
- Rich Gannon (2002-03)

Most passes had intercepted, career

- 12 Jim Plunkett (10 games)
- 11 Ken Stabler (12 games)
- 8 Rich Gannon (7 games)

Most passes had intercepted, game

- 5 Jay Schroeder, at Buf., Jan. 20, 1991
- Rich Gannon, vs. TB, Jan. 26, 2003
- 4 Todd Marinovich, at KC, Dec. 28, 1991

Longest pass completion

- 80 Jim Plunkett to Kenny King, vs. Phi., Jan. 25, 1981 (TD)
- 86 Jeff Hostetler to Tim Brown, at Buf., Jan. 15, 1993 (TD)
- 82 Daryle Lamonica to Rod Sherman, vs. Mia., Dec. 27, 1970 (TD)

Highest completion percentage, career (min. 50 att.)

- 63.6 Rich Gannon (7 games)
- 59.6 Jim Plunkett (10 games)
- 57.8 Ken Stabler (12 games)

Highest completion percentage, game (min. 20 att.)

- 79.3 Rich Gannon, vs. NYJ, Jan. 12, 2002
- 73.9 Ken Stabler, vs. Cin., Dec. 28, 1975
- 70.8 Jim Plunkett, vs. Sea., Jan. 8, 1984

RECEIVING

Most receptions, career

- 73 Cliff Branch (19 games)
- 70 Fred Biletnikoff (16 games)
- 45 Tim Brown (12 games)

Most receptions, game

- 9 Cliff Branch, vs. Pit., Dec. 29, 1974
- Fred Biletnikoff, vs. NE, Dec. 18, 1976
- Jerry Rice, vs. NYJ, Jan. 12, 2002
- Tim Brown, vs. Ten., Jan. 19, 2003
- 8 Fred Biletnikoff, vs. Mia., Dec. 21, 1974
- Charlie Smith, vs. KC, Jan. 4, 1970
- Cliff Branch, vs. Phi., Jan. 25, 1981



INDIVIDUAL PLAYOFF RECORDS

Most yards receiving, career

- 1,289 Cliff Branch (19 games)
- 1,167 Fred Biletnikoff (16 games)
- 581 Tim Brown (12 games)

Most yards receiving, game

- 190 Fred Biletnikoff, at NYJ, Dec. 29, 1968
- 186 Cliff Branch, vs. Pit., Dec. 29, 1974
- 183 Jerry Rice, vs. NYJ, Jan. 12, 2002
- 180 Fred Biletnikoff, vs. KC, Dec. 22, 1968

Most games, 100 or more yards receiving, career

- 4 Fred Biletnikoff (16 games)
- 3 Cliff Branch (19 games)
- 1 8 times

Most consecutive games, 100 or more yards receiving

- 2 Fred Biletnikoff (1968)

Most touchdown receptions, career

- 10 Fred Biletnikoff (16 games)
- 7 Dave Casper (7 games)
- 5 Cliff Branch (19 games)

Most touchdown receptions, game

- 3 Fred Biletnikoff, vs. KC, Dec. 22, 1968
- Dave Casper, at Bal., Dec. 24, 1977
- 2 Bill Miller, vs. GB, Jan. 14, 1968
- Warren Wells, vs. KC, Dec. 22, 1968
- Fred Biletnikoff, vs. Hou., Dec. 21, 1969
- Rod Sherman, vs. Hou., Dec. 21, 1969
- Dave Casper, at Den., Jan. 1, 1978
- Cliff Branch, vs. Phi., Jan. 25, 1981

INTERCEPTIONS BY

Most interceptions by, career

- 8 Lester Hayes (8 games)
- 7 Willie Brown (8 games)
- 4 Nemiah Wilson (4 games)

Most interceptions by, game

- 3 Rod Martin, vs. Phi., Jan. 25, 1981
- 2 Jack Tatum, at Pit., Jan. 4, 1976
- Lester Hayes, vs. Hou., Dec. 28, 1980
- Lester Hayes, at Cle., Jan. 4, 1981
- Mike Davis, vs. Sea., Jan. 8, 1984
- Tory James, vs. Mia., Jan. 6, 2001

Most consecutive games, interception

- 2 George Atkinson (1968-69)
- Willie Brown (1973)
- Willie Hall (1976-77)

Longest interception return

- 90 Tory James, vs. Mia., Jan. 6, 2001 (TD)
- 75 Willie Brown, vs. Min., Jan. 9, 1977 (TD)
- 54 Willie Brown, vs. Pit., Dec. 22, 1973 (TD)

SCORING

Most points, career


- 99 George Blanda (19 FG, 42 PAT) (15 games)
- 78 Chris Bahr (15 FG, 33 PAT) (11 games)
- 60 Fred Biletnikoff (10 TD) (16 games)
- 60 Marcus Allen (10 TD) (10 games)

Most points, game

- 18 Fred Biletnikoff, vs. KC, Dec. 22, 1968
- Dave Casper, at Bal., Dec. 24, 1977
- Napoleon McCallum, vs. Den., Jan. 9, 1994
- 16 George Blanda, vs. Hou., Dec. 31, 1967
- 15 George Blanda, vs. Pit., Dec. 22, 1973

Most touchdowns, career

- 10 Fred Biletnikoff (16 games)
- 10 Marcus Allen (10 games)
- 7 Dave Casper (7 games)



Fred Biletnikoff

Most touchdowns, game

- 3 Fred Biletnikoff, vs. KC, Dec. 22, 1968
- Dave Casper, at Bal., Dec. 24, 1977
- Napoleon McCallum, vs. Den., Jan. 9, 1994
- 2 14 times

Most field goals attempted, career

- 33 George Blanda (15 games)
- 19 Chris Bahr (11 games)
- 16 Sebastian Janikowski (7 games)

Most field goals attempted, game

- 6 George Blanda, vs. Hou., Dec. 31, 1967
- 5 George Blanda, vs. Pit., Dec. 22, 1973
- 4 George Blanda, at NYJ, Dec. 29, 1968
- Sebastian Janikowski, vs. NYJ, Jan. 12, 2003

Most field goals, career

- 19 George Blanda (15 games)
- 15 Chris Bahr (11 games)
- 14 Sebastian Janikowski (7 games)

Most field goals, game

- 4 George Blanda, vs. Hou., Dec. 31, 1967
- George Blanda, vs. Pit., Dec. 22, 1973
- 3 George Blanda, at NYJ, Dec. 29, 1968
- Chris Bahr, vs. Sea., Jan. 8, 1984
- Sebastian Janikowski, vs. NYJ, Jan. 12, 2002
- Sebastian Janikowski, vs. NYJ, Jan. 12, 2003

Longest field goal

- 49 Jeff Jaeger, vs. Cin., Jan. 13, 1991
- 48 George Blanda, at Bal., Jan. 3, 1971
- 47 Chris Bahr, vs. Hou., Dec. 28, 1980

Most (one-point) points after touchdown, career

- 42 George Blanda (15 games)
- 33 Chris Bahr (11 games)
- 15 Sebastian Janikowski (7 games)

Most (one-point) points after touchdown, game

- 8 George Blanda, vs. Hou., Dec. 21, 1969
- 6 Jeff Jaeger, Den., Jan. 9, 1994
- 5 George Blanda, vs. KC, Dec. 22, 1968
- Chris Bahr, vs. Pit., Jan. 1, 1984
- Chris Bahr, vs. Was., Jan. 22, 1984
- Sebastian Janikowski, vs. Ten., Jan. 19, 2003

Safeties

None

KICKOFF RETURNS

Most kickoff returns, career

- 16 Clarence Davis (7 games)
- 16 Carl Garrett (5 games)
- 16 Marcus Knight (3 games)
- 14 George Atkinson (9 games)

Most kickoff returns, game

- 8 Marcus Knight, vs. TB, Jan. 26, 2003
- Jamie Holland, at Buf., Jan. 20, 1991
- 5 Carl Garrett, at Bal., Dec. 24, 1977
- 5 Marcus Knight, vs. Ten., Jan. 19, 2003

INDIVIDUAL PLAYOFF RECORDS

Most kickoff return yards, career

- 481 Carl Garrett (5 games)
- 347 Marcus Knight (3 games)
- 343 Clarence Davis (7 games)

Most kickoff return yards, game

- 169 Carl Garrett, at Bal., Dec. 24, 1977
- 143 Marcus Knight, vs. Ten., Jan. 19, 2003
- Marcus Knight, vs. TB, Jan. 26, 2003
- 119 Carl Garrett, vs. NE, Dec. 18, 1976

Highest average, career (10 returns)

- 30.1 Carl Garrett (5 games)
- 27.9 George Atkinson (9 games)
- 21.7 Marcus Knight (3 games)

Highest average, game (3 returns)

- 37 Carl Garrett, at Den., Jan. 1, 1978
- 33.8 Carl Garrett, at Bal., Dec. 24, 1977
- 31.7 George Atkinson, vs. KC, Jan. 4, 1970

Longest kickoff return

- 44 Marcus Knight, vs. Ten., Jan. 19, 2003
- 29 Marcus Knight, vs. TB, Jan. 26, 2003
- 28 David Dunn, vs. Mia., Jan. 6, 2001
- 28 David Dunn, vs. Bal., Jan. 14, 2001
- 28 Marcus Knight, vs. NYJ, Jan. 12, 2003

PUNTING

Most punts, game

- 9 Ray Guy, vs. Hou, Dec. 28, 1980
- Ray Guy, at Cle., Jan. 4, 1981
- Shane Lechler, at NE, Jan. 19, 2002
- 8 Ray Guy, at Pit., Jan. 4, 1976
- Ray Guy, at Bal., Dec. 24, 1977
- Ray Guy, at Sea., Dec. 22, 1984

Highest gross punting average, game (4 punts)

- 56 Ray Guy, at SD, Jan. 11, 1981
- 51.1 Ray Guy, vs. Hou, Dec. 28, 1980
- 48.5 Mike Eischeid, vs. KC, Jan. 4, 1970

Longest punt

- 71 Ray Guy, at SD, Jan. 11, 1981
- 66 Ray Guy, vs. Hou, Dec. 28, 1980
- 64 Shane Lechler, vs. Bal., Jan. 14, 2001

PUNT RETURNS

Most punt returns, career

- 18 Neal Colzie (5 games)
- 13 George Atkinson (9 games)
- 13 Greg Pruitt (6 games)

Most punt returns, game

- 5 Rodger Bird, vs. Hou., Dec. 31, 1967
- Neal Colzie, at Bal., Dec. 24, 1977
- Greg Pruitt, vs. Cle., Jan. 8, 1983
- Greg Pruitt, vs. Pit., Jan. 1, 1984
- 4 Neal Colzie, vs. Cin., Dec. 28, 1975
- Neal Colzie, vs. Min., Jan. 9, 1977
- Keith Moody, vs. Hou., Dec. 28, 1980
- Fulton Walker, vs. NE, Jan. 5, 1986

Most punt return yards, career

- 221 Neal Colzie (5 games)
- 101 Greg Pruitt (6 games)
- 96 Rodger Bird (4 games)

Most punt return yards, game

- 64 Neal Colzie, vs. Cin., Dec. 28, 1975
- 53 Neal Colzie, vs. NE, Dec. 18, 1976
- 49 Rodger Bird, vs. Hou., Dec. 31, 1967
- 47 Greg Pruitt, vs. Pit., Jan. 1, 1984
- 45 Greg Pruitt, vs. Cle., Jan. 8, 1983

Highest punt return average, career (9 returns)

- 12.3 Neal Colzie (5 games)
- 8.3 Tim Brown (12 games)
- 8 Rodger Bird (4 games)

Highest punt return average, game (3 returns)

- 17.7 Neal Colzie, vs. NE, Dec. 18, 1976
- 16 Neal Colzie, vs. Cin., Dec. 28, 1975
- 13.3 Tim Brown, vs. Cin., Jan. 13, 1991

Longest punt return

- 25 Neal Colzie, vs. Min., Jan. 9, 1977
- 24 Darrien Gordon, vs. Mia., Jan. 6, 2001
- 17 Darrien Gordon, vs. TB, Jan. 26, 2003


MISCELLANEOUS

Most sacks, career (since 1982)

- 7.5 Greg Townsend (7 games)
- 5.5 Lyle Alzado (3 games)
- 4 Howie Long (7 games)
- 4 Rod Martin (4 games)

Most sacks, game (since 1982)

- 3 Greg Townsend, vs. Cin., Jan. 13, 1991
- 2.5 Lyle Alzado, vs. Pit., Jan. 1, 1984
- 2 Rod Martin, vs. Cle., Jan. 8, 1983
- 2 Johnny Robinson, vs. Cle., Jan. 8, 1983
- 2 Greg Townsend, vs. Sea., Jan. 8, 1984
- 2 Lyle Alzado, at Sea., Dec. 24, 1984
- 2 Sean Jones, vs. NE, Jan. 5, 1986
- 2 Scott Davis, at KC, Dec. 28, 1991



Greg Townsend

INDIVIDUAL PLAYOFF RECORDS

NET YARDS GAINED

Most Yards gained, game

- 526 vs. Cleveland, Jan. 8, 1983 (140 ru., 386 pa.)
- 512 at Baltimore, Dec. 24, 1977 (167 ru., 345 pa.)
- 509 vs. New York Jets, Jan. 12, 2002 (215 ru., 294 pa.)
- 465 vs. Kansas City, Dec. 22, 1968 (118 ru., 347 pa.)
- 451 at New York Jets, Dec. 29, 1968 (50 ru., 401 pa.)

Fewest yards gained, game

- 211 vs. Baltimore, Jan. 14, 2001 (24 ru., 187 pa.)
- 225 at Cleveland, Jan. 4, 1981 (76 ru., 149 pa.)
- 236 at Miami, Dec. 30, 1973 (107 ru., 129 pa.)
- at New England, Jan. 19, 2002 (77 ru., 159 pa.)

RUSHING

Most yards gained rushing, game

- 266 vs. Minnesota, Jan. 9, 1977 (52 att.)
- 263 vs. Houston, Dec. 31, 1967 (48 att.)
- 235 vs. Cincinnati, Jan. 13, 1991 (32 att.)

Fewest yards gained rushing, game

- 19 vs. Tampa Bay, Jan. 26, 2003 (11 att.)
- 24 vs. Baltimore, Jan. 14, 2001 (17 att.)
- 29 vs. Pittsburgh, Dec. 29, 1974 (21 att.)

Most rushing attempts, game

- 55 vs. Pittsburgh, Dec. 22, 1973 (232 yds.)
- 52 vs. Minnesota, Jan. 9, 1977 (266 yds.)
- 51 vs. Cincinnati, Dec. 28, 1975 (173 yds.)
- vs. Pittsburgh, Dec. 26, 1976 (157 yds.)

Fewest rushing attempts, game

- 11 vs. Tampa Bay, Jan. 26, 2003 (19 yds.)
- 17 vs. Baltimore, Jan. 14, 2001 (24 yds.)
- vs. Tennessee, Jan. 19, 2003 (89 yds.)
- 19 at New York Jets, Dec. 29, 1968 (50 yds.)

PASSING

Most passes attempted, game

- 47 at New York Jets, Dec. 29, 1968 (20 comp.)
- 45 vs. Kansas City, Jan. 4, 1970 (17 comp.)
- 44 vs. Tampa Bay, Jan. 26, 2003 (24 comp.)

Fewest passes attempted, game

- 16 vs. Miami, Dec. 27, 1970 (8 comp.)
- vs. Pittsburgh, Dec. 26, 1976 (10 comp.)
- 17 vs. Pittsburgh, Dec. 22, 1973 (14 comp.)

Most passes completed, game

- 29 vs. Tennessee, Jan. 19, 2003 (41 att.)
- 24 vs. Cleveland, Jan. 8, 1983 (37 att.)
- vs. Tampa Bay, Jan. 26, 2003 (44 att.)

Fewest passes completed, game

- 8 vs. Miami, Dec. 27, 1970 (16 att.)
- vs. Houston, Dec. 28, 1980 (23 att.)
- 10 vs. Houston, Dec. 31, 1967 (26 att.)
- vs. Pittsburgh, Dec. 26, 1976 (16 att.)

Most net yards gained, passing, game

- 393 at New York Jets, Dec. 29, 1968
- 370 vs. Cleveland, Jan. 8, 1983
- 336 vs. Kansas City, Dec. 22, 1968

Fewest net yards gained, passing, game

- 63 vs. Pittsburgh, Dec. 26, 1976
- 78 at Pittsburgh, Dec. 23, 1972
- 101 vs. Houston, Dec. 31, 1967

Most touchdowns passing, game

- 6 vs. Houston, Dec. 21, 1969
- 5 vs. Kansas City, Dec. 22, 1968
- 4 vs. Miami, Dec. 21, 1974

Most passes had intercepted, game

- 6 at Buffalo, Jan. 20, 1991
- 5 vs. Tampa Bay, Jan. 26, 2003
- 4 vs. Kansas City, Jan. 4, 1970

- at Kansas City, Dec. 28, 1991
- vs. Baltimore, Jan. 14, 2001

SCORING

Most points, game

- 56 vs. Houston, Dec. 21, 1969 (56-7)
- 42 vs. Denver, Jan. 9, 1994 (42-24)
- 41 vs. Kansas City, Dec. 22, 1968 (41-6)
- vs. Tennessee, Jan. 19, 2003 (41-24)

Fewest points, game

- 3 at Buffalo, Jan. 20, 1991 (51-3)
- vs. Baltimore, Jan. 14, 2001 (16-3)
- 6 at Kansas City, Dec. 28, 1991 (10-6)

Largest margin of victory

- 49 vs. Houston, Dec. 21, 1969 (56-7)
- 35 vs. Kansas City, Dec. 22, 1968 (41-6)
- 33 vs. Houston, Dec. 31, 1967 (40-7)

Most overall touchdowns, game

- 8 vs. Houston, Dec. 21, 1969
- 6 vs. Denver, Jan. 9, 1994
- 5 vs. Kansas City, Dec. 22, 1968
- at Baltimore, Dec. 24, 1977
- vs. Pittsburgh, Jan. 1, 1984
- vs. Washington, Jan. 22, 1984
- vs. Tennessee, Jan. 19, 2003

Most field goals, game

- 4 vs. Houston, Dec. 31, 1967
- vs. Pittsburgh, Dec. 22, 1973
- 3 at New York Jets, Dec. 29, 1968
- vs. Seattle, Jan. 8, 1984
- vs. New York Jets, Jan. 12, 2002
- vs. New York Jets, Jan. 12, 2003

Most (one-point) points after touchdown

- 8 vs. Houston, Dec. 21, 1969
- 6 vs. Denver, Jan. 9, 1994
- 5 vs. Kansas City, Dec. 22, 1968
- vs. Pittsburgh, Jan. 1, 1984
- vs. Washington, Jan. 22, 1984
- vs. Tennessee, Jan. 19, 2003

Most safeties

None

PUNTING

Most punts, game

- 9 vs. Houston, Dec. 28, 1980
- at Cleveland, Jan. 4, 1981
- at New England, Jan. 19, 2002
- 8 at Pittsburgh, Jan. 4, 1976
- at Baltimore, Dec. 24, 1977
- at Seattle, Dec. 22, 1984

Fewest punts, game

- 1 vs. Cincinnati, Dec. 28, 1975
- at Kansas City, Dec. 28, 1991
- 2 vs. Pittsburgh, Dec. 22, 1973
- at Miami, Dec. 30, 1973
- vs. Seattle, Jan. 8, 1984
- vs. New England, Jan. 5, 1986
- vs. Cincinnati, Jan. 13, 1991
- vs. New York Jets, Jan. 12, 2002

Highest gross average, game (4 punts)

- 56 at San Diego, Jan. 11, 1981
- 51.1 vs. Houston, Dec. 28, 1980
- 48.5 vs. Kansas City, Jan. 4, 1970

TEAM PLAYOFF RECORDS

PUNT RETURNS

Most punt returns, game

- 6 vs. Houston, Dec. 31, 1967
at Baltimore, Dec. 24, 1977
vs. Houston, Dec. 28, 1980
vs. Pittsburgh, Jan. 1, 1984
- 5 vs. Cleveland, Jan. 8, 1983

Most yards, punt returns, game

- 64 vs. Cincinnati, Dec. 28, 1975
- 53 vs. New England, Dec. 18, 1976
- 52 vs. Pittsburgh, Jan. 1, 1984

KICKOFF RETURNS

Most kickoff returns, game

- 9 at Buffalo, Jan. 20, 1991
vs. Tampa Bay, Jan. 26, 2003
- 7 vs. Green Bay, Jan. 14, 1968

Most yards, kickoff returns, game

- 186 at Baltimore, Dec. 24, 1977
- 149 vs. Tampa Bay, Jan. 26, 2003
- 143 vs. Tennessee, Jan. 19, 2003

PENALTIES

Most penalties, game

- 17 vs. Denver, Jan. 9, 1994
- 14 vs. Houston, Dec. 28, 1980
vs. Tennessee, Jan. 19, 2003
- 11 vs. New England, Dec. 18, 1976

Fewest penalties, game

- 0 vs. Cincinnati, Jan. 13, 1991
- 1 vs. Kansas City, Dec. 22, 1968
- 2 at New York Jets, Dec. 29, 1968
at Baltimore, Jan. 3, 1971
at Pittsburgh, Dec. 23, 1972
at Denver, Jan. 1, 1978
vs. Pittsburgh, Jan. 1, 1984

DEFENSIVE RECORDS

TOTAL YARDS ALLOWED

Fewest net yards allowed, game

- 180 vs. Houston, Dec. 31, 1967
- 211 vs. Seattle, Jan. 8, 1984
- 215 vs. Kansas City, Jan. 4, 2010
- 217 vs. Miami, Jan. 6, 2001

Most net yards allowed, game

- 502 at Buffalo, Jan. 20, 1990
- 447 at San Diego, Jan. 11, 1981
- 413 vs. New York Jets, Jan. 12, 2002
- 412 vs. New York Jets, Jan. 15, 1983

RUSHING

Fewest yards allowed, rushing, game

- 28 vs. Houston, Dec. 21, 1969
- 38 vs. Houston, Dec. 31, 1967
- 41 vs. Miami, Jan. 6, 2001
- 56 vs. Cleveland, Jan. 8, 1983
vs. Denver, Jan. 9, 1994

Most yards allowed, rushing, game

- 266 at Miami, Dec. 30, 1973
- 213 vs. Miami, Dec. 21, 1974
- 210 vs. Pittsburgh, Dec. 29, 1974
- 205 at Seattle, Dec. 22, 1984
- 202 at Buffalo, Jan. 20, 1991

PASSING

Fewest opponent passes attempted, game

- 6 at Miami, Dec. 30, 1973
- 10 at Seattle, Dec. 22, 1984
- 14 vs. Miami, Dec. 21, 1974
at Kansas City, Dec. 28, 1991
- 15 vs. New England, Jan. 5, 1986
vs. Cincinnati, Jan. 13, 1991

Most opponent passes attempted, game

- 54 vs. Denver, Jan. 9, 1994
- 52 at New England, Jan. 19, 2002
- 49 at New York Jets, Dec. 29, 1968
- 47 vs. New York Jets, Jan. 12, 2003
- 46 vs. Houston, Dec. 21, 1969
at San Diego, Jan. 11, 1981

Fewest opponent passes completed, game

- 3 at Miami, Dec. 30, 1973
- 4 at Seattle, Dec. 22, 1984
- 7 vs. Kansas City, Jan. 4, 1970
vs. Miami, Dec. 21, 1974
- 8 Three times

Most opponent passes completed, game

- 32 vs. Denver, Jan. 9, 1994
at New England, Jan. 19, 2002
- 27 at Buffalo, Jan. 15, 1994
- 26 vs. New York Jets, Jan. 12, 2002
- 24 vs. Minnesota, Jan. 9, 1977

Fewest opponent net yards, passing, game

- 26 at Miami, Dec. 30, 1973
- 46 at Seattle, Dec. 22, 1984
- 58 vs. Cincinnati, Jan. 13, 1991
- 73 at Kansas City, Dec. 28, 1991
- 81 vs. Miami, Dec. 21, 1974

Most opponent net yards, passing, game

- 351 at San Diego, Jan. 11, 1981
- 331 vs. Denver, Jan. 9, 1994
- 300 at Buffalo, Jan. 20, 1991
- 297 at New England, Jan. 19, 2002
- 291 vs. Philadelphia, Jan. 25, 1981

Most opponent touchdown passes, game

- 3 at New York Jets, Dec. 29, 1968
vs. Denver, Jan. 9, 1994
vs. New York Jets, Jan. 12, 2002
- 2 10 times

Most opponent passes intercepted

- 5 vs. Seattle, Jan. 8, 1984
- 4 vs. Kansas City, Dec. 22, 1968
- 3 6 times

SCORING

Most points allowed, game

- 51 at Buffalo, Jan. 20, 1991
- 48 vs. Tampa Bay, Jan. 26, 2003
- 33 vs. Green Bay, Jan. 14, 1968
- 31 at Baltimore, Dec. 24, 1977

Fewest points allowed, game

- 0 vs. Miami, Jan. 6, 2001
- 6 vs. Kansas City, Dec. 22, 1968
- 7 vs. Houston, Dec. 31, 1967
vs. Houston, Dec. 21, 1969
vs. Pittsburgh, Dec. 26, 1976
vs. Houston, Dec. 28, 1980



TEAM PLAYOFF RECORDS

Opponent largest margin of victory

- 48 at Buffalo, Jan. 20, 1991
- 27 vs. Tampa Bay, Jan. 26, 2003
- 19 vs. Green Bay, Jan. 14, 1968

Most opponent touchdowns scored, game

- 7 at Buffalo, Jan. 20, 1991
- 6 vs. Tampa Bay, Jan. 26, 2003
- 4 vs. Cincinnati, Dec. 28, 1975 at Baltimore, Dec. 24, 1977 at Buffalo, Jan. 15, 1994

Most opponent field goals scored, game

- 4 vs. Green Bay, Jan. 14, 1968
- 3 vs. Baltimore, Jan. 14, 2001 at New England, Jan. 19, 2002
- 2 11 times

Most opponent (one-point) points after TD, game

- 6 at Buffalo, Jan. 20, 1991
- vs. Tampa Bay, Jan. 26, 2003
- 4 vs. Cincinnati, Dec. 28, 1975 at Baltimore, Dec. 24, 1977
- 3 11 times

Most safeties, game

Never

PUNTING

Most opponent punts, game

- 13 at Baltimore, Dec. 24, 1977
- 11 vs. Houston, Dec. 31, 1967 vs. Houston, Dec. 21, 1969
- 10 at New York Jets, Dec. 29, 1968
- 9 vs. Houston, Dec. 28, 1980

Fewest opponent punts, game

- 1 at Miami, Dec. 30, 1973 vs. New York Jets, Jan. 12, 2002 at San Diego, Jan. 11, 1981 vs. New York Jets, Jan. 15, 1983 at Buffalo, Jan. 20, 1991 at Kansas City, Dec. 28, 1991 vs. New York Jets, Jan. 12, 2003

Opponent highest gross average (4 punts), game

- 51.6 vs. Cincinnati, Jan. 13, 1991
- 48.5 vs. Cleveland, Jan. 8, 1983
- 48.2 at Pittsburgh, Dec. 23, 1972
- 47 vs. Kansas City, Dec. 22, 1968

PUNT RETURNS

Most opponent punt returns, game

- 7 vs. Houston, Dec. 28, 1980 at Cleveland, Jan. 4, 1981
- 5 vs. Green Bay, Jan. 14, 1968 at Seattle, Dec. 22, 1984 at New England, Jan. 19, 2002

Most yards, opponent punt returns, game

- 84 vs. Houston, Dec. 28, 1980
- 81 at Cleveland, Jan. 4, 1981
- 76 vs. Miami, Jan. 6, 2001
- 58 vs. Baltimore, Jan. 14, 2001
- 52 at Seattle, Dec. 22, 1984

KICKOFF RETURNS

Most opponent kickoff returns, game

- 9 vs. Houston, Dec. 31, 1967
- 8 vs. Kansas City, Dec. 22, 1968 vs. New York Jets, Jan. 12, 2002
- 7 6 times

Most yards, opponent kickoff returns, game

- 215 vs. Houston, Dec. 31, 1967
- 210 vs. New York Jets, Jan. 12, 2002
- 193 at Baltimore, Dec. 24, 1977
- 183 vs. Miami, Dec. 21, 1974
- 156 vs. Pittsburgh, Dec. 22, 1973

SACKS

Most sacks, game (since 1967)

- 7 vs. Houston, Dec. 28, 1980
- 6 vs. Houston, Dec. 21, 1969 at Baltimore, Dec. 24, 1977 vs. Cleveland, Jan. 8, 1983 vs. Washington, Jan. 22, 1984
- 5 vs. Cincinnati, Dec. 28, 1975 vs. Pittsburgh, Jan. 1, 1984

PENALTIES

Most opponent penalties, game

- 10 vs. New England, Dec. 18, 1976 vs. Denver, Jan. 9, 1994 vs. Baltimore, Jan. 14, 2001
- 8 at Baltimore, Dec. 24, 1977 at Denver, Jan. 1, 1978 vs. Houston, Dec. 28, 1980 vs. Miami, Jan. 6, 2001

Fewest opponent Penalties, game

- 0 vs. Miami, Dec. 27, 1970 vs. New York Jets, Jan. 12, 2002
- 1 vs. Green Bay, Jan. 14, 1968 at Pittsburgh, Dec. 23, 1972 vs. Cincinnati, Jan. 13, 1991 at New England, Jan. 19, 2002
- 2 5 times

PRO FOOTBALL HALL OF FAME

1979 - RON MIX

Raiders offensive tackle, 1971; pro football veteran, 1961-1969, 1971



Inducted into Pro Football Hall of Fame on July 28, 1979...Played 11 pro seasons, 10 with the Los Angeles/San Diego Chargers and one with the Oakland Raiders...Became the first player to have worn a Raider uniform inducted into the Pro Football Hall of Fame...Was the second player from the American Football League (AFL) to be enshrined in Canton, following former teammate Lance Alworth...Elected to the AFL All-Star team in nine straight seasons...A nine-time All-AFL selection...Named to the all-time AFL first team, and is one of only 20 individuals who played the entire 10 years of the AFL...Played in 142 career games...Flagged for just two holding penalties in an 11-year career...Played in five of the first six AFL Championship games, helping lead Chargers to 1963 title...Retired after the 1969 season, but returned to football in 1971 following a trade to the Raiders...Played in 12 games with four starts for the Silver and Black...Earned All-American honors in 1959 as a collegiate lineman at USC...Selected by the Baltimore Colts as the 10th overall pick in the 1960 NFL Draft...Also chosen in the first round of the 1960 AFL Draft by the Boston Patriots...Named to the International Jewish Sports Hall of Fame in 1980

1980 - JIM OTTO

Raiders center, 1960-74; pro football veteran, 1960-74

Inducted into Pro Football Hall of Fame on Aug. 2, 1980...The only All-League center the American Football League ever had (1960-69)...Chosen to Hall of Fame AFL All-Star Team of the Decade...Named the All-American Football Conference center for three more seasons, 1970-72...Started in 210 consecutive league games, most in Raiders history...Including preseason, postseason and all-star games, he played in 308 games as a Raider...Last of the original Raiders...Participated in nine AFL All-Star Games and in the first three AFC-NFL Pro Bowls...During his 15-year career, the Raiders won seven division championships and the AFL Championship in 1967...Twice winner of the Gorman Award (1968 and 1971) as "Player Who Best Exemplifies the Pride and Spirit of the Oakland Raiders"...Selected to AFL-NFL 25-year All-Star Team...Third AFL player inducted into Hall of Fame...Elected to the Hall of Fame in his first year of eligibility...Rejoined Raiders front office in special projects in 1995.



1981 - GEORGE BLANDA

Raiders quarterback/kicker, 1967-75; pro football veteran, 1949-75



Inducted into Pro Football Hall of Fame on Aug. 1, 1981...The first player and one of only two in history to celebrate a Silver Anniversary in pro football, ending his NFL career in 1975 with an all-time high 26 seasons...Set an NFL record with 2,002 points...Completed 1,911 passes in career for 26,920 yards and threw for 236 touchdowns...Played in 224 straight games, 340 overall...Raiders all-time scoring leader with 863 points...Led NFL eight times in extra points scored in a season, including 64 in 1961...Missed only 16 of 959 extra point attempts in 26 years...Kicked 335 field goals, including nine of 50 yards or more...Named 1970 Player of the Year for quarterbacking and kicking feats...Winner of 1970 Gorman Award as "Player Who Best Exemplifies the Pride and Spirit of the Oakland Raiders"...Set Raider single-season scoring record with 117 points in 1968...Played in 11 championship games, seven with Raiders...Played on three AFL Championship teams, one with Oakland and two with Houston...Named to AFL-NFL 25-year All-Star Team...Chosen for the Hall of Fame in his first year of eligibility.

1984 - WILLIE BROWN

Raiders cornerback, 1967-78, pro football veteran, 1963-78

Inducted into Pro Football Hall of Fame on July 28, 1984...Shares Raider all-time lead in interceptions with 39...All-Pro seven times, played in five AFL All-Star Games and four NFL Pro Bowls...Named to All-Time AFL team at cornerback in 1969...Played in three AFL and six AFC Championship Games with Raiders, plus Super Bowls II and XI...Set Super Bowl record with 75-yard interception return for touchdown against Minnesota in Super Bowl XI...Had two other postseason interception returns for touchdowns — against Miami in 1970 and Pittsburgh in 1973...Intercepted at least one pass for a then-NFL record 16 straight seasons...Intercepted 54 passes in career, with 472 return yards, two touchdowns in league play...Tied NFL record with four interceptions against N.Y. Jets on Nov. 15, 1964...Played in 205 games...MVP in 1965 AFL All-Star Game...Winner of 1968 Gorman Award as "Player Who Best Exemplifies the Pride and Spirit of the Oakland Raiders"...Raiders defensive captain for 10 years...Selected to AFL-NFL 25-year All-Star Team...Chosen to the Hall of Fame in first year of eligibility...Originally signed as free agent by Houston Oilers, played four seasons with Denver Broncos...Served as Raiders defensive backfield coach from 1979-88...Head football coach at Long Beach State in 1991 and at L.A. Jordan High School in 1994...Inducted to Louisiana Sports Hall of Fame in 1992 and into Mississippi Sports Hall of Fame in 1994...Rejoined Raiders in 1995 as director of squad development and returned to on-field coaching, tutoring Raider cornerbacks until retiring as a position coach...Still serves the Silver and Black in a team ambassador capacity.



PRO FOOTBALL HALL OF FAME



1987 - GENE UPSHAW

Raiders guard, 1967-82; pro football veteran, 1967-82

Inducted into Pro Football Hall of Fame on Aug. 8, 1987...All-Pro or All-Conference eight times, played in six Pro Bowls and one AFL All-Star Game...Games played (217) is second-most in team history...Missed only one league game in career...207 consecutive league games and starts are both second on Raider list...First player in NFL history to participate in Super Bowls in three different decades (after 1967, 1976 and 1980 seasons)...Holds Raider all-time record with 24 playoff game starts...Offensive team captain for nine years (1973-81)...Only second guard inducted into Pro Football Hall of Fame...During 15-year active pro career, the Raiders made 11 playoff appearances, won eight division titles, one AFL Championship, two AFC titles and two World Championships of Professional Football...Named to AFL-NFL 25-year All-Star, NFL 75th Anniversary All-Time and All-Monday Night Teams...Chosen to the Hall of Fame in first year of eligibility...Served as executive director of NFL Players Association from 1983 until his passing in 2008.

1988 - FRED BILETNIKOFF

Raiders wide receiver, 1965-78; pro football veteran, 1965-78

Inducted into Pro Football Hall of Fame on July 30, 1988...No. 2 all-time in history of Silver and Black with 589 career catches...Ranked fourth on the NFL all-time receiving list at time of retirement...Also No. 2 among all-time Raiders in receiving yards (8,974) and receiving touchdowns (76)...Also caught 70 passes for 1,167 yards and 10 touchdowns in postseason games, ranking second on all-time NFL list upon retirement...Played in three AFL title games, five AFC Championships and Super Bowls II and XI...MVP of Super Bowl XI with four catches for 79 yards...Held NFL record of 10 straight seasons with 40 or more receptions (1967-76)...Raiders leading receiver for six consecutive seasons (1968-73)...Led NFL in receiving with 61 catches in 1971, then led AFC in 1972 with 58...All-AFL in 1969, All-AFC in 1970, 1972 and 1973...Played in two AFL All-Star Games and four Pro Bowls...Played in 190 games in 14 seasons...Had 21, 100-yard receiving games...Had four, 100-yard receiving games in playoffs...Never played in a losing season with the Raiders...Originally selected in the second round of the 1965 AFL Draft after record-setting collegiate career at Florida State...Named to Walter Camp All-Century Team...Rejoined Raiders as wide receivers coach in 1989...Award in his name goes to nation's top collegiate wide receiver...Was Raiders wide receivers coach from 1989-94, handled quality control from 1995-96 and returned to coach receivers in 1997 until retiring from coaching following the 2006 season.



1989 - ART SHELL

Raiders tackle, 1968-82; pro football veteran, 1968-82

Inducted into Pro Football Hall of Fame on Aug. 5, 1989...All-American Football Conference selection six straight years from 1973-78...All-Pro in 1973, 1974 and 1977...Played in 207 league games, fourth-highest in history of Silver and Black...Selected to play in eight Pro Bowls, second-most of any Raider player, during career which spanned three decades...Played in 23 postseason contests, including eight AFL-AFC Championships and Raider victories in Super Bowls XI and XV...Credited with near-perfect performance in Raiders Super Bowl XI victory over Minnesota, limiting Vikings highly regarded defensive end Jim Marshall to no tackles, sacks or assists during 32-14 win...Played in first 156 games before missing five games due to preseason injury...Launched another streak of 51 straight games...Named to NFL All-Monday Night Team...Originally selected in third round of the 1968 AFL Draft after stellar career as a two-way lineman at Maryland-Eastern Shore...Raiders offensive line coach after retiring as a player in 1982 until 1988, when he became head coach of the Silver and Black...Served as head coach of the Raiders until 1994 and re-joined the Silver and Black as head coach in 2006...Also served as an NFL assistant coach with Kansas City and Atlanta and was the NFL's senior vice president for football operations and development.

1990 - TED HENDRICKS

Raiders linebacker, 1975-83; NFL veteran, 1969-83

Inducted into Pro Football Hall of Fame on Aug. 4, 1990...Played in every game during his 15 NFL seasons, including nine with Silver and Black...Played in 131 consecutive league games with Raiders, 215 in career, most by any linebacker in NFL history...Member of all three Raider teams that won the World Championship of Professional Football (1976, 1980 and 1983)...Intercepted 26 passes for 332 yards and one touchdown while recovering 16 opponents fumbles...Shares NFL record for most safeties in pro career with four...Also shares postseason NFL record for most opponent's fumbles recovered in career with four...Scored three touchdowns in career — on a fumble recovery, interception return and return of blocked punt...Named All-AFC seven times, All-NFC once and played in eight AFC-NFC Pro Bowls...Second round pick in the 1969 Draft by Baltimore Colts...Was a member of Baltimore's Super Bowl V Championship team...Played for Colts before being traded to Green Bay in 1974, then joined Raiders as free agent in 1975...Three-time All-America linebacker/defensive end at the University of Miami...Named to the NFL 75th Anniversary All-Time team in 1994.



PRO FOOTBALL HALL OF FAME



1992 - AL DAVIS

Scout, Assistant Coach, Head Coach, League Commissioner, Owner

Inducted into Pro Football Hall of Fame on Aug. 1, 1992...Went from assistant coach of the Los Angeles, now San Diego Chargers, to head coach and general manager of the Raiders, to commissioner of the American Football League and to principal owner and chief executive officer of the Raiders, transforming the failing franchise into pro football's winningest team...In first season in Oakland, team went 10-4 in 1963 with Davis being named Coach of the Year by AP, UPI, Sports Illustrated, The Sporting News and his fellow coaches...Became the first sports figure ever honored by the Chamber of Commerce as Oakland's Young Man of the Year...In 1966, became commissioner of the AFL at 36 and was acclaimed nationally as the driving force who brought on the historic merger between the NFL and AFL...He played a vital role in the development of the game as a participant in the prestigious NFL Competition Committee and the NFL Owners Executive Committee...Has been chosen by a record nine Pro Football Hall of Fame inductees to present them at the Canton, Ohio ceremony — Lance Alworth, Jim Otto, George Blanda, Willie Brown, Gene Upshaw, Fred Biletnikoff, Art Shell, Ted Hendricks and John Madden...Became the first recipient of

the NFL Players Association's Retired Players Award of Excellence "for his contributions to the men who played the game" in 1991...As a member of the Executive Committee of the NFL Management Council, Davis was a major factor in achieving a collective bargaining agreement with the players...Was offensive end coach of the Los Angeles Chargers from 1960-62, before being named Raiders head coach/general manager at age 33...He attended Wittenberg College and Syracuse, earning a degree in English while playing football, basketball and baseball in 1950...Named line coach at Adelphi College in New York...His innovative technical football articles, published in the leading coaching magazines, gained him wide acclaim...Went into the U.S. Army, being assigned as head football coach at Ft. Belvoir, Va....There he molded a national power service team and capped one season by defeating Maryland, national collegiate football champions, in a squad game...On the staff of the Baltimore Colts in 1954, at age 24, concentrating on player personnel...During 1955-56, served as line coach and chief recruiter at The Citadel...Then spent three years at USC as line coach and in 1959, was also defensive coordinator.

1997 - MIKE HAYNES

Raiders cornerback, 1983-89; NFL veteran, 1976-89

Inducted into Pro Football Hall of Fame on July 26, 1997...Made nine Pro Bowl appearances in pro career...Credited with 46 career interceptions while playing with the Raiders and New England...Totaled 688 yards in interception returns and returned two interceptions for touchdowns in pro career...Tied for Raiders lead with three interceptions in 1988...Played in 43 consecutive games with Raiders before missing action in mid-season in 1986...Led league in return yards in 1984 with 220 yards on six interception returns, including single longest interception return of 97 yards at Miami...Had 13 career interceptions as a Raider...Joined Raiders in midseason 1983, played in final five league games plus three playoff wins...Had interception as Raiders downed Redskins in Super Bowl XVIII...Came to Raiders in trade with New England...Played out option with Patriots in 1982, completing seven seasons with New England...Made 58 consecutive starts with Patriots from 1976-79...Patriots top interceptor from 1976-78...New England's all-time punt return leader with 1,159 yards on 111 returns, a 10.4-yard average...Had two punt return touchdowns as a rookie in 1976, with runs of 89 and 62 yards...Also blocked and returned a field goal attempt for a 65-yard touchdown in 1980...Fifth player and first defensive back taken in 1976 Draft by New England...AFC Rookie of Year...All-Pro in 1978, 1982, 1984 and 1985 and All-Conference eight times...Named to NFL All-Time Team...All-America defensive back as junior and senior at Arizona State...Named MVP in 1976 Japan Bowl and 1973 Fiesta Bowl...Two-year letterman in track, winning conference long jump title one year and runner-up the other...Served as the NFL's vice president of player and employee development.



1999 - ERIC DICKERSON

Raiders running back, 1992; NFL veteran 1983-93

Inducted into Pro Football Hall of Fame on Aug. 7, 1999...Played 11 NFL seasons and made six Pro Bowl appearances in pro career...Began NFL career as first round pick, second selection overall, by L.A. Rams in 1983...Also played for Indianapolis Colts (1987-91), Raiders (1992) and Atlanta Falcons (1993)...Led Raiders in rushing in 1992 with 729 yards...Played 11 seasons, 146 games...All-America, one of the best college runners in NCAA history...Rushed for 4,450 yards in four seasons at SMU...Holds NFL rookie season records for most rushing attempts — 390; most yards rushing — 1,808; most touchdowns rushing — 18...Set NFL records for rushing yards in a season — 2,105; 100-yard rushing performances — 12; and combined yards from scrimmage — 2,244 in 1984...Retired from NFL ranked third in career rushing yardage — 13,259...Gained a playoff-record 248 yards rushing in 1985 NFC Divisional Playoff Game...In 1987, traded from Rams to Colts in blockbuster deal that also involved the Bills...Recorded a then-record seven consecutive seasons with 1,000 yards rushing...Named NFL Player of the Year, 1984; NFL Offensive Player of the Year, 1986...All-Pro 1983, 1984, 1986, 1987 and 1988...All-NFC 1983, 1984 and 1986...All-AFC 1987 and 1988...Born in Sealy, Texas.



PRO FOOTBALL HALL OF FAME



2000 - HOWIE LONG

Raiders defensive end/defensive tackle, 1981-93; NFL veteran, 1981-93

Inducted into Pro Football Hall of Fame on July 29, 2000...Played 13 NFL seasons, all with the Raiders, and made eight Pro Bowl appearances in pro career...Moved into starting role with the Raiders beginning in the fifth game of the strike-shortened 1982 season...Just the second Raider defensive lineman to make a Pro Bowl...First or second team All-Pro choice in 1983, 1984, 1985, 1986 and 1989...Was also named All-AFC four times...In 1985, posted 10 sacks, with at least one in eight games and was selected as Raider Lineman's Club Defensive Lineman of the Year by his teammates...Although he missed much of the 1988 season due to injury, he still managed to record three sacks and intercept the first pass of his career, which he returned 73 yards in a game against Houston...Member of the NFL's All-Decade Team of the 1980s, recorded 84 career sacks, not including 7.5 sacks in 1981 before the sack was an official NFL stat...Raiders second round pick in 1981 NFL Draft and the 48th player selected overall...Four-year letterman at Villanova and MVP in the 1980 Blue-Gray Game...Has served as a studio host for NFL pregame show on FOX.

2000 - RONNIE LOTT

Raiders safety, 1991-92; NFL veteran, 1981-94

Inducted into Pro Football Hall of Fame on July 29, 2000...Played 14 NFL seasons — including two with the Raiders — and made 10 Pro Bowl appearances in pro career at three positions — cornerback, free safety and strong safety...Named All-Pro eight times, All-NFC six times and All-AFC once, selected to play in 10 Pro Bowls and was named to the NFL's 75th Anniversary Team...In his first NFL season, led a young secondary that helped the 49ers win Super Bowl XVI...Became the second rookie in NFL history to return three interceptions for touchdowns and finished second to Lawrence Taylor for Rookie of the Year honors...Used at both left and right cornerback positions and as a free and strong safety during his 14-year career...In 1986, played 14 games at the free safety position before an injury sidelined him for the final two games of the season...Still led the league with a career-most 10 interceptions, recorded 77 tackles, three forced fumbles and two sacks...During his career with the 49ers (1981-90), Los Angeles Raiders (1991-92) and the New York Jets (1993-94), recorded 63 career interceptions and twice led the league...Surpassed the 1,000-career tackle mark in 1993 and had five seasons of at least 100 tackles...In his 10 seasons with the 49ers, San Francisco won eight NFC Western Division titles and four Super Bowls...In 20 playoff contests (all starts), he recorded nine interceptions, 89 tackles, one forced fumble, one fumble recovery and two touchdowns...San Francisco 49ers first round draft pick and the eighth player chosen overall in the 1981 NFL Draft following All-American college career at Southern California.



2002 - DAVE CASPER

Raiders tight end, 1974-80, 1984; NFL veteran, 1974-84

Inducted into Pro Football Hall of Fame on Aug. 3, 2002...Played 11 seasons in the NFL, seven-and-a-half with the Raiders...During that time, named All-Pro and All-AFC four times and was selected to play in four Pro Bowls...Traded to the Houston Oilers for a first round and two second round draft picks midway through 1980 season, finished the season with 56 receptions and was named to his fifth Pro Bowl...In 1984, after a brief stint with the Minnesota Vikings, returned to the Raiders, finishing his career with 378 receptions for 5,216 yards and 52 touchdowns...Outstanding play contributed to Raiders success and a 32-14 victory over Vikings in Super Bowl XI...Outstanding blocker as well as receiver...Caught the game-winning 10-yard touchdown pass in 1977 double-overtime AFC playoff game...His infamous "Ghost to the Post," in reference to his 42-yard reception, set up the tying field goal at the end of regulation...All-America as an offensive tackle in 1972 and an All-America tight end in 1973 at Notre Dame...Second round pick by the Raiders in the 1974 NFL Draft.

2003 - MARCUS ALLEN

Raiders running back, 1982-92; NFL veteran, 1982-97

Inducted into Pro Football Hall of Fame on Aug. 3, 2003...The 10th player selected in the 1982 NFL Draft...Played 16 NFL seasons, including 11 with the Los Angeles Raiders...Gained 12,243 yards rushing, 5,411 yards receiving and scored 145 touchdowns...1981 Heisman Trophy winner while at Southern California and NFL Rookie of the Year in 1982...During his 11 seasons with the Raiders, named to the Pro Bowl five times and added a sixth appearance in 1994 as a member of the Kansas City Chiefs...Was the Raiders leading rusher seven consecutive years...Led the Raiders in receptions with 51 in 1987...Named MVP in Super Bowl XVIII when the Raiders defeated the Washington Redskins 38-9 after rushing for 191 yards and scoring two touchdowns, one a then-Super Bowl record 74-yarder...In 1985, named NFL MVP after leading the league with 1,759 rushing yards on 380 carries for a 4.6 yards per carry average and 11 touchdowns...Also caught 67 passes for 555 yards and scored an additional three touchdowns...In 1995, made NFL history when he became the first player in league history to rush for more than 10,000 yards and catch passes for 5,000 more...Completed 12 of 27 passes for 282 yards and six touchdowns during his career...In 15 career playoff games, carried the ball 267 times for 1,347 yards and 11 touchdowns, averaging 5.0 yards per carry...Also added 52 catches for 522 yards and two receiving touchdowns...At the time of his retirement following the 1997 season, held the single-season record for most rushing and receiving yards combined (2,314), second in consecutive 100-yard games and was third in career-combined yardage.



PRO FOOTBALL HALL OF FAME



2003 - JAMES LOFTON

Raiders wide receiver, 1987-88; NFL veteran, 1978-93

Inducted into Pro Football Hall of Fame on Aug. 3, 2003...Traded to the Raiders in 1987 and played two seasons for the Silver and Black...Later spent four seasons with the Buffalo Bills and also played for the L.A. Rams and Philadelphia Eagles in final NFL season...Entered NFL as No. 1 draft pick of Green Bay in 1978 and spent eight seasons with Packers...In 16 seasons, caught 764 passes for 14,004 yards — an 18.3-yard average per catch...Recorded more than 50 catches in a season nine times...His 14,004 career reception yardage mark was an NFL-best at the time of his retirement, while his 43 games with 100 or more yards receiving ranked third...First NFL player to score a touchdown in 1970s, 1980s and 1990s...Named All-Pro four times, All-NFC three times and selected to play in eight Pro Bowls...In 1991, at age 35, became the oldest player in league history to record 1,000 receiving yards in a season and recorded a career-best 220 receiving yards in a game against the Cincinnati Bengals...In 13 playoff game appearances, caught 41 passes for 759 yards and eight touchdowns, including a seven-reception game in Super Bowl XXVI...In three of those playoff games, recorded 100-yard plus performances...Won NCAA long jump title as a senior at Stanford...Coached Raiders wide receivers in 2008 after serving in same capacity for San Diego.

2004 - BOB BROWN

Raiders tackle, 1971-73; NFL veteran, 1964-73

Inducted into Pro Football Hall of Fame on Aug. 8, 2004...Played 10 pro seasons, his final three with the Raiders...First round draft pick (second overall) in the 1964 Draft by the Philadelphia Eagles...Named first team All-NFL seven times...Earned NFL/NFC Offensive Lineman of the Year honors three times...Elected to six Pro Bowls — three with Eagles, two with Rams and one with Raiders...Named to the NFL's All-Decade Team of the 1960s...All-NFL seven of his 10 seasons with the Philadelphia Eagles (1964-68), L.A. Rams (1969-70) and Oakland Raiders (1971-73)...Two of the three years he did not make the All-NFL team, he was named second team All-NFL...In 1969, after five consecutive all-league seasons with the Eagles, was traded to Los Angeles and that year the Rams offensive line set an NFL record for protecting the passer...Voted college football's Lineman of the Year in 1963 by the Washington, D.C. Touchdown Club...All-America guard at Nebraska, was also drafted in the first round in 1964 by the Denver Broncos of the then-rival American Football League.



2006 - JOHN MADDEN

Raiders Head Coach/Assistant Coach, 1967-78

Inducted into Pro Football Hall of Fame on Aug. 5, 2006...Assistant coach with Allan Hancock College, 1960-61; head coach with Allan Hancock College, 1962-63; assistant coach with San Diego State, 1964-66; assistant coach with The Oakland Raiders, 1967-68; head coach with the Raiders, 1969-78...Regular season record: 103-32-7...Postseason record: 9-7...Overall record: 112-39-7...His .759 winning percentage during regular season ranks highest among coaches with 100 career victories...One of the youngest head coaches in history when Raiders hired him in 1969 at age 32...AFL Coach of the Year, 1969...Under Madden, Oakland never suffered losing record...Led Raiders to Super Bowl XI...Team won 17 straight games between 1976-77 seasons, one short of NFL record at the time...A leading pro football analyst for NBC after also holding the same position for ABC's "Monday Night Football," Fox and CBS...Retired from broadcasting following the 2008 season.

2009 - ROD WOODSON

Raiders safety, 2002-03; NFL veteran 1987-2003

Inducted into Pro Football Hall of Fame on Aug. 8, 2009...Finished career with the Raiders from 2002-03, leading Oakland to the AFC title and appearance in Super Bowl XXXVII...Played in 238 games with 229 starts in 17 seasons with Pittsburgh, San Francisco, Baltimore and Oakland...Had 71 interceptions for an NFL-record 1,483 career return yards...Also collected 2,362 yards on punt returns...Scored 17 career touchdowns...Holds NFL record with 12 interception returns for touchdowns...A six-time first team All-Pro choice (1989, 1990, 1992, 1993, 1994 and 2002)...One of five active players named to the NFL's 75th Anniversary Team in 1994...Named to the NFL All-Decade Team for the 1990s...Named NFL Defensive Player of the Year in 1993...Earned All-Pro honors as a cornerback, kick returner and safety...Selected to play in 11 Pro Bowls...Played in three Super Bowls with three different teams, including Super Bowl XXX with the Steelers, Super Bowl XXXV with the Ravens and Super Bowl XXXVII with the Raiders...An All-American cornerback at Purdue...The 10th overall pick by the Pittsburgh Steelers in the 1987 NFL Draft...Returned to Raiders as an assistant coach in 2011, tutoring defensive backs.





2010 - JERRY RICE

Raiders wide receiver, 2001-04; NFL veteran, 1985-2004

Inducted into Pro Football Hall of Fame on Aug. 7, 2010...Played 20 NFL seasons, including four with the Oakland Raiders...Retired from professional football holding nearly every NFL career receiving record...Selected to play in 13 Pro Bowls...Named first team All-Pro 10 times...Played with the Raiders from 2001-04, helping lead Oakland to two playoff berths, an AFC title and an appearance in Super Bowl XXXVII...Played in 303 games with 284 starts in 20 seasons with San Francisco, Oakland and Seattle...Owner of 38 NFL career records at the time of his retirement...Set the all-time record for receptions (1,549), receiving yards (22,895), touchdown receptions (197), yards from scrimmage (23,540), all-purpose yards (23,546), combined rushing and receiving touchdowns (207) and total touchdowns (208)...Set single-season NFL records in receiving yards (1,848) and touchdown receptions (22)...Also set NFL marks with at least 50 receptions in 17 seasons, 1,000 receiving yards in 14 seasons, 76 games with at least 100 receiving yards, 13 consecutive games with at least one touchdown reception and 274 consecutive games with a reception...Played on three Super Bowl-winning teams as a member of the San Francisco 49ers...Named MVP of Super Bowl XXIII...Established career Super Bowl records in receptions (33), receiving yards (589), all-purpose yards (604) and touchdown receptions (eight)...Also set single-game Super Bowl records in receptions (11), receiving yards (215) and touchdowns (three, twice)...Played in an NFL-record 29 playoff games with the 49ers, Raiders and Seahawks...Set NFL postseason records in receptions (151), receiving touchdowns (22), receiving yards (2,245), eight games with at least 100 receiving yards and 28 consecutive playoff games with at least one reception...Named AP Offensive Player of the Year in 1987 and 1993...Tabbed for PFWA MVP honors in 1987...The MVP of the 1995 Pro Bowl...Garnered 1985 UPI NFC Rookie of the Year honors...Named to the NFL All-Decade Team for both the 1980s and 1990s...One of five active players to be named to the NFL's 75th Anniversary Team in 1994...An All-American receiver at Mississippi Valley State...The 16th overall pick by the San Francisco 49ers in the 1985 NFL Draft.



2013 - WARREN SAPP

Raiders defensive lineman, 2004-07; NFL veteran, 1995-2007

Inducted into Pro Football Hall of Fame on Aug. 3, 2013...Played 13 NFL seasons, including his final four years with Oakland...Saw action in 198 career games with 188 starts with the Tampa Bay Buccaneers and Raiders...Totaled 96.5 career sacks, the second most by an interior lineman in NFL history...Named All-Pro four times...Selected to seven straight Pro Bowls from 1997-2003...Part of two NFL All-Decade Teams (1990s and 2000s)...Named NFL Defensive Player of the Year in 1999 after posting 12.5 sacks and four forced fumbles...Set a Tampa Bay franchise record with 16.5 sacks in 2000...Played in nine postseason contests with the Buccaneers, including Super Bowl XXXVII vs. Oakland...Played for the Silver and Black from 2004-07...Started all 58 games in which he appeared for Oakland...Totaled 19.5 sacks, one interception, four forced fumbles and three fumble recoveries with the Raiders...Recorded 10 sacks in 2006...Played three years at Miami (Fla.)...Recipient of the 1994 Lombardi Award, presented annually to the nation's top linebacker/lineman...A first-team All-American selection as a junior...Named Big East Conference Defensive Player of the Year...Selected by the Buccaneers as the 12th overall pick in the 1995 NFL Draft.

ALL-LEAGUE SELECTIONS

- 1960** – ALL-AFL: Center Jim Otto
- 1961** – ALL-AFL: Center Jim Otto
- 1962** – ALL-AFL: Center Jim Otto, defensive back Fred Williamson.
- 1963** – ALL-AFL: Center Jim Otto, wide receiver Art Powell, running back Clem Daniels, defensive back Fred Williamson.
- 1964** – ALL-AFL: Center Jim Otto, wide receiver Art Powell.
- 1965** – ALL-AFL: Center Jim Otto, wide receiver Art Powell, defensive back Dave Grayson.
- 1966** – ALL-AFL: Center Jim Otto, guard Wayne Hawkins, defensive back Kent McCloughan.
- 1967** – ALL-AFL: Center Jim Otto, guard Gene Upshaw, tackle Harry Schuh, tight end Billy Cannon, quarterback Daryle Lamonica, running back Hewitt Dixon, defensive end Ben Davidson, defensive tackle Tom Keating, linebacker Dan Conners, defensive back Kent McCloughan.
- 1968** – ALL-AFL: Center Jim Otto, guard Gene Upshaw, running back Hewitt Dixon, defensive tackle Dan Birdwell, linebacker Dan Conners, defensive backs Willie Brown, Dave Grayson.
- 1969** – ALL-AFL: Center Jim Otto, guard Gene Upshaw, tackle Harry Schuh, wide receivers Fred Biletnikoff, Warren Wells, quarterback Daryle Lamonica, defensive backs Willie Brown, Dave Grayson, linebacker Dan Conners, defensive tackle Tom Keating.
- 1970** – ALL-PRO: Center Jim Otto, guard Gene Upshaw, corner back Willie Brown, wide receiver Fred Biletnikoff.
ALL-CONFERENCE: Otto, Upshaw, Brown, Biletnikoff, quarterback Daryle Lamonica, running back Hewitt Dixon, wide receiver Warren Wells, defensive tackle Tom Keating, tackle Harry Schuh.
- 1971** – ALL-PRO: Center Jim Otto, cornerback Willie Brown, tackle Bob Brown.
ALL-CONFERENCE: Otto, W. Brown, B. Brown, tight end Raymond Chester, guard Gene Upshaw, kick return specialist Clarence Davis.
- 1972** – ALL-PRO: Wide receiver Fred Biletnikoff, tackle Bob Brown, guard Gene Upshaw, cornerback Willie Brown.
ALL-CONFERENCE: Biletnikoff, B. Brown, Upshaw, W. Brown, center Jim Otto, tight end Raymond Chester.
- 1973** – ALL-PRO: Tackle Art Shell, cornerback Willie Brown, punter Ray Guy.
ALL-CONFERENCE: Shell, W. Brown, Guy, wide receiver Fred Biletnikoff, quarterback Ken Stabler.
- 1974** – ALL-PRO: Wide receiver Cliff Branch, tackle Art Shell, guard Gene Upshaw, quarterback Ken Stabler, punter Ray Guy.
ALL-CONFERENCE: Branch, Shell, Upshaw, Stabler, Guy, defensive tackle Otis Sistrunk, linebacker Phil Villapiano, safety Jack Tatum.
- 1975** – ALL-PRO: Wide receiver Cliff Branch, punter Ray Guy.
ALL-CONFERENCE: Branch, Guy, tackle Art Shell, linebacker Phil Villapiano, safety Jack Tatum.
- 1976** – ALL-PRO: Wide receiver Cliff Branch, tight end Dave Casper, punter Ray Guy.
ALL-CONFERENCE: Branch, Casper, Guy, linebacker Ted Hendricks, tackle Art Shell.
- 1977** – ALL-PRO: Wide receiver Cliff Branch, tight end Dave Casper, punter Ray Guy, tackle Art Shell, guard Gene Upshaw.
ALL-CONFERENCE: Casper, Branch, Guy, Shell, Upshaw, kicker Errol Mann, safety Jack Tatum.
- 1978** – ALL-PRO: Tight end Dave Casper, punter Ray Guy.
ALL-CONFERENCE: Casper, Guy, tackle Art Shell.
- 1979** – ALL-PRO: Tight ends Dave Casper, Ray Chester.
ALL-CONFERENCE: Casper, Chester.
- 1980** – ALL-PRO: Cornerback Lester Hayes, linebacker Ted Hendricks.
ALL-CONFERENCE: Hayes, Hendricks, punter Ray Guy.
- 1981** – ALL-PRO: Cornerback Lester Hayes.
ALL-CONFERENCE: Hayes, linebackers Ted Hendricks and Rod Martin.
- 1982** – ALL-PRO: Running back Marcus Allen, cornerback Lester Hayes, linebacker Ted Hendricks, linebacker Rod Martin.
ALL-CONFERENCE: Allen, Hayes, Hendricks, Martin.
- 1983** – ALL-PRO: Tight end Todd Christensen, defensive end Howie Long, linebacker Rod Martin.
ALL-CONFERENCE: Christensen, Long, Martin, cornerback Lester Hayes.
- 1984** – ALL-PRO: Tight end Todd Christensen, defensive end Howie Long, linebacker Rod Martin, cornerbacks Mike Haynes and Lester Hayes.
ALL-CONFERENCE: Long, Martin, Haynes, running back Marcus Allen, tackle Henry Lawrence.
- 1985** – ALL-PRO: Running back Marcus Allen, tight end Todd Christensen, defensive end Howie Long, cornerback Mike Haynes.
ALL-CONFERENCE: Allen, Christensen, Long, Haynes, linebacker Matt Millen.
- 1986** – ALL-PRO: Tight end Todd Christensen, middle guard Bill Pickel, defensive end Howie Long.
ALL-CONFERENCE: Christensen, Pickel, Long, safety Vann McElroy.
- 1987** – ALL-CONFERENCE: Tight end Todd Christensen, safety Vann McElroy.
- 1988** – ALL-PRO: Kick returner Tim Brown.
ALL-CONFERENCE: Defensive end Greg Townsend.
- 1989** – ALL-CONFERENCE: Running back Bo Jackson, defensive end Greg Townsend.
- 1990** – ALL-PRO: Guard Steve Wisniewski, defensive end Greg Townsend.
ALL-CONFERENCE: Townsend, Wisniewski.
- 1991** – ALL-PRO: Punter Jeff Gossett, kicker Jeff Jaeger, safety Ronnie Lott, guard Steve Wisniewski, defensive end Greg Townsend, center Don Mosebar, kick returner Tim Brown.
ALL-CONFERENCE: Brown, Jaeger, Lott, Townsend, Wisniewski.
- 1992** – ALL-PRO: Guard Steve Wisniewski, cornerback Terry McDaniel.
ALL-CONFERENCE: McDaniel, Wisniewski.
- 1993** – ALL-PRO: Guard Steve Wisniewski, defensive end Anthony Smith, kick returner Raghib Ismail.
ALL-CONFERENCE: Cornerback Terry McDaniel, Wisniewski, Ismail, wide receiver Tim Brown, defensive end Howie Long.
- 1994** – ALL-PRO: Cornerback Terry McDaniel, defensive tackle Chester McGlockton, guard Steve Wisniewski.
ALL-CONFERENCE: Wide receiver Tim Brown, McDaniel, McGlockton, Wisniewski.
- 1995** – ALL-PRO: Cornerback Terry McDaniel, defensive tackle Chester McGlockton, guard Steve Wisniewski.
ALL-CONFERENCE: Wide receiver Tim Brown, McDaniel, McGlockton, defensive end Pat Swilling, Wisniewski.
- 1996** – ALL-PRO: Cornerback Terry McDaniel, defensive tackle Chester McGlockton, guard Steve Wisniewski.
ALL-CONFERENCE: Wide receiver Tim Brown, McGlockton, Wisniewski.
- 1997** – ALL-PRO: Wide receiver Tim Brown; defensive tackle Chester McGlockton, guard Steve Wisniewski.
ALL-CONFERENCE: Brown, McGlockton, Wisniewski.
- 1998** – ALL-PRO: Defensive tackle Darrell Russell.
ALL-CONFERENCE: Russell.
- 1999** – ALL-PRO: Defensive tackle Darrell Russell, cornerback Charles Woodson.
ALL-CONFERENCE: Russell, Woodson, center Barret Robbins, wide receiver Tim Brown, linebacker Greg Biekert.
- 2000** – ALL-PRO: Quarterback Rich Gannon, punter Shane Lechler, guard Steve Wisniewski, cornerback Charles Woodson, linebacker William Thomas, tackle Lincoln Kennedy.
ALL-CONFERENCE: Gannon, Wisniewski, Woodson.
- 2001** – ALL-PRO: Quarterback Rich Gannon, tackle Lincoln Kennedy, punter Shane Lechler, cornerback Charles Woodson.
ALL-CONFERENCE: Gannon, Lechler, Woodson.
- 2002** – ALL-PRO: Defensive tackle Rod Coleman, quarterback Rich Gannon, tackle Lincoln Kennedy, defensive tackle John Parrella, wide receiver Jerry Rice, center Barret Robbins, safety Rod Woodson.
ALL-CONFERENCE: Gannon, Kennedy, Woodson.
- 2003** – ALL-PRO: Punter Shane Lechler.



ALL-LEAGUE SELECTIONS

- 2004 – ALL-PRO: Punter Shane Lechler.
- 2005 – ALL-PRO: Defensive end Derrick Burgess.
ALL-CONFERENCE: Burgess.
- 2006 – ALL-PRO: Cornerback Nnamdi Asomugha.
- 2007 – ALL-PRO: Punter Shane Lechler.
ALL-CONFERENCE: Lechler.
- 2008 – ALL-PRO: Cornerback Nnamdi Asomugha, punter Shane Lechler, punt returner Johnnie Lee Higgins.
ALL-CONFERENCE: Asomugha, Lechler, Higgins.
- 2009 – ALL-PRO: Cornerback Nnamdi Asomugha, kicker Sebastian Janikowski, punter Shane Lechler.
ALL-CONFERENCE: Asomugha, Lechler.
- 2010 – ALL-PRO: Cornerback Nnamdi Asomugha, safety Michael Huff, punter Shane Lechler.
ALL-CONFERENCE: Asomugha, Lechler.
- 2011 – ALL-PRO: Kicker Sebastian Janikowski, punter Shane Lechler.
ALL-CONFERENCE: Janikowski, Lechler.



Fred Biletnikoff

AP NFL Most Valuable Player

- 1974 QB Ken Stabler
- 1985 RB Marcus Allen
- 2002 QB Rich Gannon

AP Offensive Player of the Year

- 1974 QB Ken Stabler
- 1985 RB Marcus Allen

AP Defensive Player of the Year

- 1980 CB Lester Hayes

AP Offensive Rookie of the Year

- 1982 RB Marcus Allen

AP Defensive Rookie of the Year

- 1998 CB Charles Woodson

Bert Bell Award (MVP)

- 1970 QB/K George Blanda
- 1976 QB Ken Stabler
- 2000 QB Rich Gannon
- 2002 QB Rich Gannon

PFWA MVP

- 1985 RB Marcus Allen
- 2002 QB Rich Gannon

Super Bowl MVP

- XI WR Fred Biletnikoff
- XV QB Jim Plunkett
- XVIII RB Marcus Allen

Walter Payton Man of the Year

- 1974 QB/K George Blanda

AP Comeback Player of the Year

- 1980 QB Jim Plunkett

AFL AP Player of the Year

- 1967 QB Daryle Lamonica

AFL UPI Player of the Year

- 1967 QB Daryle Lamonica
- 1969 QB Daryle Lamonica

AFC Offensive Player of the Month

- 1990 QB Jay Schroeder December
- 1993 WR Tim Brown Dec.-Jan.
- 2001 QB Rich Gannon November

AFC Defensive Player of the Month

- 1990 DE Greg Townsend September
- 1991 S Ronnie Lott November
- 1993 DE Anthony Smith September
- 1998 CB Eric Allen October
- 2000 CB Eric Allen December
- 2002 S Rod Woodson September
- 2006 DE Derrick Burgess October
- 2007 LB Kirk Morrison September

AFC Special Teams Player of the Month

- 1993 K Jeff Jaeger Dec.-Jan.
- 2001 K Sebastian Janikowski September
- 2008 KR Justin Miller December
- 2010 KR Jacoby Ford November
- 2011 K Sebastian Janikowski September
- 2012 K Sebastian Janikowski October

NFL Defensive Rookie of the Month

- 1998 CB Charles Woodson December

AFC Offensive Player of the Week

- 1984 RB Marcus Allen Week 4
- QB Marc Wilson Week 8
- 1985 RB Marcus Allen Week 12
- 1986 QB Marc Wilson Week 4
- 1987 RB Bo Jackson Week 12
- 1989 TE Mike Dyal Week 13
- 1992 QB Vince Evans Week 17
- 1993 WR Tim Brown Week 14
- QB Jeff Hostetler Week 18
- 1994 WR Tim Brown Week 8
- QB Jeff Hostetler Week 14
- 1995 QB Jeff Hostetler Week 2
- QB Vince Evans Week 8
- 1996 QB Jeff Hostetler Week 7
- 1997 RB Napoleon Kaufman Week 8
- WR Tim Brown Week 17
- 1999 WR Tim Brown Week 7
- QB Rich Gannon Week 10
- 2000 WR Tim Brown Week 6
- WR Rich Gannon Week 10
- 2001 QB Rich Gannon Week 10
- 2002 QB Rich Gannon Week 10
- 2005 RB LaMont Jordan Week 7
- 2007 QB Daunte Culpepper Week 4
- 2009 QB Bruce Gradkowski Week 13
- 2010 RB Darren McFadden Week 7
- RB Darren McFadden Week 3
- 2011 RB Michael Bush Week 10

AFC Defensive Player of the Week

- 1984 LB Rod Martin Week 6
- CB Mike Haynes Week 14
- 1985 S Vann McElroy Week 5
- 1988 DE Greg Townsend Week 14
- 1989 S Eddie Anderson Week 8
- 1990 LB Riki Ellison Week 15
- 1991 CB Lionel Washington Week 7
- S Ronnie Lott Week 8
- 1992 CB Terry McDaniel Week 6
- DE Anthony Smith Week 7
- 1993 DE Anthony Smith Week 1
- 1994 CB Terry McDaniel Week 3
- CB Terry McDaniel Week 6
- 1995 DE Pat Swilling Week 4
- LB Mike Jones Week 6
- DE Pat Swilling Week 10
- 2000 LB William Thomas Week 4
- CB Eric Allen Week 15
- 2001 LB William Thomas Week 11
- LB William Thomas Week 14
- 2002 CB Philip Buchanon Week 5
- DE Trace Armstrong Week 16
- 2003 CB Philip Buchanon Week 11

- DT Rod Coleman Week 15
- DE Derrick Burgess Week 7
- 2010 S Michael Huff Week 5
- LB Kamerion Wimbley Week 17
- DE Lamarr Houston Week 7

AFC Special Teams Player of the Week

- 1993 K Jeff Jaeger Week 16
- K Jeff Jaeger Week 18
- 1994 PR Tim Brown Week 12
- K Jeff Jaeger Week 15
- 1998 P Leo Araguz Week 6
- 2000 K Sebastian Janikowski Week 9
- P Shane Lechler Week 12
- P Shane Lechler Week 15
- 2001 PR Tim Brown Week 13
- 2004 P Shane Lechler Week 2
- T Langston Walker Week 12
- 2005 K Sebastian Janikowski Week 4
- 2008 K Sebastian Janikowski Week 7
- PR Johnnie Lee Higgins Week 12
- 2010 KR Jacoby Ford Week 9
- KR Jacoby Ford Week 16
- 2011 K Sebastian Janikowski Week 1
- K Sebastian Janikowski Week 5
- KR Jacoby Ford Week 6
- K Sebastian Janikowski Week 12
- DT Richard Seymour Week 16
- 2012 K Sebastian Janikowski Week 15

NFL Playoff Offensive Player of the Week

- 2001 WR Jerry Rice (Wild Card vs. NYJ)
- 2002 QB Rich Gannon (Championship vs. Ten.)

NFL Playoff Defensive Player of the Week

- 2000 CB Tory James (Divisional vs. Mia.)

NFL Playoff Special Teams Player of the Week

- 2002 LB Tim Johnson (Divisional vs. NYJ), K Sebastian Janikowski (Championship vs. Ten.)

Raiders in the Bay Area Sports Hall of Fame

- 1986 Jim Otto
- 1989 George Blanda
- 1990 Fred Biletnikoff
- 1991 John Madden
- 1992 Jim Plunkett
- 1994 Bill Walsh
- 1996 Gene Upshaw
- 1998 Art Shell
- 1999 Ronnie Lott
- 2000 Ken Stabler
- 2001 Willie Brown
- 2007 Jerry Rice
- 2008 Roger Craig, Ray Guy
- 2009 Dave Casper
- 2010 Al Davis
- 2012 Tom Flores
- 2013 Tim Brown



PRO BOWL SELECTIONS

- 1970 WR Fred Biletnikoff, CB Willie Brown, TE Raymond Chester, RB Hewritt Dixon, QB Daryle Lamonica, C Jim Otto, T Harry Schuh, WR Warren Wells
- 1971 WR Fred Biletnikoff, T Bob Brown*, CB Willie Brown, TE Raymond Chester, RB Marv Hubbard, C Jim Otto
- 1972 CB Willie Brown, TE Raymond Chester, RB Marv Hubbard, QB Daryle Lamonica, C Jim Otto, T Art Shell, G Gene Upshaw
- 1973 WR Fred Biletnikoff, CB Willie Brown, P Ray Guy, RB Marv Hubbard, T Art Shell, QB Ken Stabler, S Jack Tatum, G Gene Upshaw, LB Phil Villapiano
- 1974 WR Fred Biletnikoff, WR Cliff Branch, P Ray Guy, T Art Shell, DT Otis Sistrunk, QB Ken Stabler, S Jack Tatum, G Gene Upshaw, LB Phil Villapiano
- 1975 WR Cliff Branch, P Ray Guy, T Art Shell, S Jack Tatum*, G Gene Upshaw, LB Phil Villapiano
- 1976 WR Cliff Branch, TE Dave Casper, P Ray Guy, T Art Shell, QB Ken Stabler*, G Gene Upshaw, LB Phil Villapiano
- 1977 WR Cliff Branch, TE Dave Casper, C Dave Dalby, P Ray Guy, T Art Shell, QB Ken Stabler, G Gene Upshaw, RB Mark van Eeghen
- 1978 TE Dave Casper, P Ray Guy, T Art Shell
- 1979 TE Dave Casper, TE Raymond Chester
- 1980 P Ray Guy, CB Lester Hayes, LB Ted Hendricks, RB Kenny King*, T Art Shell
- 1981 CB Lester Hayes, LB Ted Hendricks
- 1982 RB Marcus Allen, CB Lester Hayes, LB Ted Hendricks
- 1983 TE Todd Christensen, CB Lester Hayes, LB Ted Hendricks, T Henry Lawrence, DE Howie Long, LB Rod Martin, S Vann McElroy, KR Greg Pruitt
- 1984 RB Marcus Allen, TE Todd Christensen, CB Lester Hayes, CB Mike Haynes, T Henry Lawrence, DE Howie Long, LB Rod Martin, S Vann McElroy
- 1985 RB Marcus Allen, TE Todd Christensen, CB Mike Haynes, DE Howie Long
- 1986 RB Marcus Allen*, TE Todd Christensen, CB Mike Haynes, DE Howie Long, C Don Mosebar
- 1987 RB Marcus Allen, TE Todd Christensen, DE Howie Long
- 1988 WR/KR Tim Brown, LB Matt Millen

- 1989 DE Howie Long
- 1990 RB Bo Jackson*, C Don Mosebar, DE Greg Townsend, G Steve Wisniewski
- 1991 WR/KR Tim Brown, P Jeff Gossett, TE Ethan Horton, K Jeff Jaeger, S Ronnie Lott, C Don Mosebar, DE Greg Townsend, G Steve Wisniewski
- 1992 DE Howie Long, CB Terry McDaniel, G Steve Wisniewski*
- 1993 WR/KR Tim Brown, DE Howie Long, CB Terry McDaniel, G Max Montoya, G Steve Wisniewski
- 1994 WR/KR Tim Brown, G Kevin Gogan, QB Jeff Hostetler, CB Terry McDaniel, DT Chester McGlockton, G Steve Wisniewski*
- 1995 WR/KR Tim Brown, CB Terry McDaniel, DT Chester McGlockton, G Steve Wisniewski
- 1996 WR/KR Tim Brown, CB Terry McDaniel, DT Chester McGlockton, G Steve Wisniewski
- 1997 WR/KR Tim Brown, DT Chester McGlockton, G Steve Wisniewski
- 1998 DT Darrell Russell, CB Charles Woodson
- 1999 WR/KR Tim Brown, QB Rich Gannon, DT Darrell Russell, CB Charles Woodson
- 2000 QB Rich Gannon, T Lincoln Kennedy, G Steve Wisniewski, CB Charles Woodson
- 2001 WR/KR Tim Brown, QB Rich Gannon, T Lincoln Kennedy, P Shane Lechler, CB Charles Woodson
- 2002 QB Rich Gannon, T Lincoln Kennedy, WR Jerry Rice, C Barret Robbins*, S Rod Woodson
- 2004 P Shane Lechler
- 2005 DE Derrick Burgess
- 2006 CB Nnamdi Asomugha, DE Derrick Burgess
- 2007 P Shane Lechler
- 2008 CB Nnamdi Asomugha, P Shane Lechler
- 2009 CB Nnamdi Asomugha, LS Jon Condo, P Shane Lechler
- 2010 CB Nnamdi Asomugha, LS Jon Condo, P Shane Lechler, TE Zach Miller, DT Richard Seymour*
- 2011 K Sebastian Janikowski, P Shane Lechler, DT Richard Seymour
- 2012 FB Marcel Reece

*selected to Pro Bowl but did not play.

1960-69 AFL ALL-STAR GAME SELECTIONS

George Atkinson	CB	2	(1968,69)
Fred Biletnikoff	WR	2	(1967,69)
Dan Birdwell	DT	1	(1968)
George Blanda	K	1	(1967)
Willie Brown	CB	3	(1967,68,69)
Billy Cannon	TE	1	(1969)
Dan Conners	LB	3	(1966,67,68)
Dave Costa	DT	1	(1963)
Clem Daniels	RB	4	(1963,64,65,66)
Ben Davidson	DE	3	(1966,67,68)
Cotton Davidson	QB	1	(1963)
Hewritt Dixon	RB	3	(1966,67,68)
Tom Flores	QB	1	(1966)
Dave Grayson	CB-S	3	(1965,66,69)
Wayne Hawkins	G	5	(1963,64,65,66,67)
Tom Keating	DT	2	(1966,67)
Daryle Lamonica	QB	2	(1967,69*)
Isaac Lasser	DE	1	(1966)
Archie Matsos	LB	1	(1963)
Kent McCloughan	CB	2	(1966,67*)
Alan Miller	RB	1	(1961)
Gus Otto	LB	1	(1969)
Jim Otto	C	9	(1961,62,63,64,65,66,67,68,69)
Art Powell	WR	4	(1963,64,65,66)
Harry Schuh	T	2	(1967,69)
Gene Upshaw	G	1	(1968)
Warren Wells	WR	1	(1968)
Fred Williamson	CB	3	(1961,62,63)
Nemiah Wilson	CB	1	(1967)

* — Selected but did not play




Marcel Reece



MONDAY NIGHT FOOTBALL (37-26-1)

Date	Result	Score	Opponent	Attend					
10/19/70	W	34-20	Washington	54,471	11/28/88	L	27-35	at Seattle	62,641
10/4/71	W	34-20	at Cleveland	84,285	10/9/89	W	14-17	at N.Y. Jets	76,891
10/9/72	W	34-0	at Houston	51,378	11/19/90	W	13-10	at Miami	72,393
12/11/72	W	24-16	N.Y. Jets	54,843	12/10/90	W	38-31	at Detroit	80,066
10/22/73	T	23-23	at Denver	51,270	10/28/91	L	21-24	at Kansas City	77,870
9/16/74	L	20-21	at Buffalo	80,020	12/16/91	L	0-27	at New Orleans	68,625
9/22/75	W	31-21	at Miami	78,774	9/28/92	L	7-27	at Kansas City	77,622
12/8/75	W	17-10	Denver	54,037	12/14/92	L	7-20	at Miami	72,220
9/20/76	W	24-21	at Kansas City	63,225	10/18/93	W	23-20	at Denver	75,937
12/6/76	W	35-20	Cincinnati	54,037	9/5/94	L	14-44	at San Francisco	69,357
10/3/77	W	37-28	at Kansas City	63,393	12/5/94	W	24-17	at San Diego	63,604
11/28/77	W	34-13	Buffalo	54,598	10/16/95	L	0-27	at Denver	75,914
11/13/78	W	34-21	at Cincinnati	56,600	11/27/95	L	6-12	at San Diego	63,177
10/8/79	W	13-3	Miami	54,600	10/21/96	W	23-14	at San Diego	62,583
12/3/79	W	42-35	at New Orleans	71,323	11/4/96	L	21-22	Denver	61,656
10/20/80	W	45-34	at Pittsburgh	53,940	12/9/96	W	26-7	Kansas City	61,587
11/17/80	W	19-17	at Seattle	64,771	9/8/97	L	27-28	Kansas City	61,523
12/1/80	W	9-3	Denver	54,563	11/24/97	L	3-31	at Denver	75,953
9/14/81	W	36-10	at Minnesota	48,446	11/22/99	L	21-27	at Denver (OT)	75,870
12/7/81	W	30-27	Pittsburgh	54,555	11/13/00	L	24-27	at Denver	75,951
12/21/81	L	10-23	at San Diego	52,975	11/5/01	W	38-28	Denver	62,637
11/22/82	W	28-24	San Diego	55,060	11/11/02	W	34-10	at Denver	76,643
9/19/83	W	27-14	Miami	60,696	12/2/02	W	26-20	N.Y. Jets	62,257
9/24/84	W	33-30	San Diego	80,674	9/22/03	L	10-31	at Denver	76,753
11/12/84	L	14-17	at Seattle	64,931	10/20/03	L	10-17	Kansas City	62,391
12/10/84	W	24-3	at Detroit	70,742	12/22/03	L	7-41	Green Bay	62,298
10/28/85	W	34-21	San Diego	72,022	9/11/06	L	0-27	San Diego	62,578
12/23/85	W	16-6	at L.A. Rams	68,904	11/6/06	L	0-16	at Seattle	67,816
12/8/86	L	0-37	at Seattle	64,944	9/8/08	L	14-41	Denver	62,762
10/12/87	L	14-30	at Denver	63,452	9/14/09	L	20-24	San Diego	61,940
11/30/87	W	37-14	at Seattle	64,640	9/12/11	W	23-20	at Denver	75,671
9/26/88	W	30-27	at Denver (OT)	75,964	9/10/12	L	14-22	San Diego	61,896



OVERTIME HISTORY/PRESEASON

OAKLAND'S 36 OVERTIME GAMES (18-18)

Date	Result	Score	Opponent
11/23/75	W	26-23	at Washington
11/30/75	W	37-34	Atlanta
12/24/77	W	37-31	at Baltimore (AFC Playoff)
10/1/78	W	25-19	at Chicago
9/14/80	L	24-30	at San Diego
10/28/84	L	19-22	Denver
11/10/85	L	34-40	at San Diego
11/24/85	W	31-28	Denver
12/8/85	W	17-14	at Denver
11/20/86	W	37-31	at San Diego
11/30/86	L	27-33	Philadelphia
9/26/88	W	30-27	at Denver
12/3/89	W	16-13	Denver
10/13/91	W	23-20	at Seattle
12/8/91	L	27-30	Buffalo
9/13/92	L	21-24	at Cincinnati
1/2/94	W	33-30	Denver
10/16/94	L	17-20	at Miami

9/17/95	L	17-23	at Kansas City
11/10/96	L	17-20	at Tampa Bay
11/17/96	L	13-16	Minnesota
8/31/97	L	21-24	at Tennessee
11/22/99	L	21-27	at Denver
1/2/00	W	41-38	at Kansas City
10/8/00	W	34-28	at San Francisco
12/2/01	L	31-34	Arizona
1/19/02	L	13-16	at New England (AFC Playoff)
10/20/02	L	21-27	San Diego
11/3/02	L	20-23	San Francisco
9/28/03	W	34-31	San Diego
11/9/03	L	24-27	New York Jets
9/16/07	L	20-23	at Denver
10/19/08	W	16-13	New York Jets
11/7/10	W	23-20	Kansas City
12/24/11	W	16-13	at Kansas City
10/21/12	W	26-23	Jacksonville

ALL-TIME PRESEASON RESULTS

1960 (2-3)

July 31	L	13-20	Dallas Texans (Kezar)	12,000
Aug. 13	W	23-17	N.Y. Titans at Sacramento	9,551
Aug. 19	L	17-24	L.A. Chargers (Kezar)	6,521
Aug. 24	W	26-21	at Buffalo	17,071
Aug. 28	L	14-28	Boston at Amherst, Mass.	3,500

1961 (1-3)

Aug. 3	L	17-35	Houston at Honolulu	12,500
Aug. 10	L	21-48	Denver at Spokane	6,500
Aug. 27	L	7-35	at San Diego	10,436
Sept. 4	W	49-12	Denver (Candlestick)	6,300

1962 (1-4)

Aug. 4	L	3-13	Dallas Texans at Atlanta	8,000
Aug. 11	W	21-20	Boston at Providence, R.I.	9,000
Aug. 18	L	6-22	Dallas Texans at Midland, Texas	10,000
Aug. 26	L	27-33	San Diego (Youell)	17,053
Aug. 31	L	12-41	Denver at Stockton	5,000

1963 (3-2)

Aug. 4	W	24-17	Boston (Youell)	9,721
Aug. 11	W	35-19	Denver (Youell)	9,655
Aug. 17	L	21-35	Kansas City at Seattle	13,500
Aug. 23	W	43-16	N.Y. Jets (Youell)	8,317
Aug. 31	L	3-13	at San Diego	17,517

1964 (3-2)

Aug. 9	L	14-21	Kansas City (Youell)	11,118
Aug. 14	W	20-7	at Denver	13,545
Aug. 23	W	34-31	Buffalo (Youell)	10,243
Aug. 29	W	34-20	Houston at Las Vegas	8,500
Sept. 5	L	10-24	at San Diego	16,746

1965 (3-2)

Aug. 7	W	10-3	at San Diego	27,168
Aug. 14	L	17-27	Denver at Salt Lake City	18,000
Aug. 22	W	23-6	Kansas City (Youell)	13,592
Aug. 28	L	17-46	San Diego at Portland, Ore.	15,234
Sept. 4	W	30-20	Denver at Sacramento	14,550

1966 (2-2)

Aug. 2	L	17-26	at Houston	36,935
Aug. 13	W	17-7	at San Diego	17,097

*Night game

Aug. 20	L	10-21	Boston at Anaheim	36,038
Aug. 28	W	52-21	at Denver	14,074

1967 (2-3)

Aug. 5	W	24-23	San Diego	24,855*
Aug. 12	W	24-7	Houston	23,647*
Aug. 19	L	0-48	Kansas City at Portland, Ore.	13,352*
Aug. 27	L	17-21	Denver at North Platte, Neb.	6,600
Sept. 3	L	10-13	San Francisco	53,254

1968 (3-2)

Aug. 3	L	12-14	Baltimore	51,154*
Aug. 10	W	37-7	San Diego	38,922*
Aug. 24	L	21-31	at Kansas City	43,769*
Sept. 1	W	26-19	at San Francisco (Kezar)	57,593
Sept. 7	W	23-7	Denver at Portland, Ore.	18,031*

1969 (2-3)

Aug. 2	L	17-23	Kansas City at Birmingham, Ala.	21,000*
Aug. 9	L	30-34	Baltimore	51,246*
Aug. 16	L	7-10	at San Diego	35,940*
Aug. 25	W	24-6	N.Y. Jets	52,927*
31-Aug	W	42-28	San Francisco	52,122

1970 (2-4)

Aug. 8	L	21-33	Baltimore	53,519
Aug. 17	W	30-19	at Philadelphia	50,853
Aug. 22	L	23-34	at L.A. Rams	67,497
Aug. 30	L	13697	Green Bay	53,395
Sept. 6	W	31-17	at San Francisco	55,521
Sept. 12	L	6-20	Pittsburgh	53,005

1971 (5-1)

Aug. 9	L	24-25	Philadelphia	53,706*
Aug. 14	W	41-20	N.Y. Jets	53,693*
Aug. 21	W	20-7	L.A. Rams (Berkeley)	67,739
Aug. 28	W	17-13	at Green Bay	56,263*
Sept. 4	W	34-28	San Francisco	53,696*
Sept. 11	W	24-3	Baltimore at Jacksonville, Fla.	50,212*

1972 (4-2)

Aug. 5	W	31-24	New England	53,661*
Aug. 14	W	16-0	Baltimore	53,627*
Aug. 19	W	34-9	at L.A. Rams	60,762*
Aug. 26	W	31-13	Buffalo (Berkeley)	60,046



PRESEASON RESULTS

Sept. 3	L	21-34	at San Francisco	61,237*
Sept. 9	L	10-16	at Dallas	62,607*

1973 (4-1-1)

Aug. 5	T	17-17	at New England	43,914*
Aug. 11	W	27-26	Dallas	53,723*
Aug. 18	W	16-3	L.A. Rams (Berkeley)	57,549
Aug. 25	L	10-34	Minnesota (Berkeley)	57,515
Sept. 1	W	23-17	San Francisco	53,612
Sept. 8	W	17-7	at Buffalo	70,128

1974 (5-1)

Aug. 3	W	27-7	Dallas	41,049*
Aug. 10	W	28-16	Atlanta (Berkeley)	34,319
Aug. 16	W	41-10	at Detroit	30,055*
Aug. 24	L	14-25	Philadelphia	53,077*
Sept. 2	W	20-19	at San Francisco	52,538*
Sept. 7	W	31-6	N.Y. Jets (Berkeley)	55,417

1975 (5-1)

Aug. 10	W	34-0	Detroit (Berkeley)	52,524
Aug. 17	W	24-21	Pittsburgh (Berkeley)	57,937
Aug. 23	W	22-7	at Atlanta	43,151*
Aug. 30	W	40-21	San Francisco	52,866*
Sept. 5	W	31-20	at Dallas	41,117*
Sept. 11	L	0-6	at L.A. Rams	68,630*

1976 (5-1)

July 31	W	27-14	Dallas	52,391*
Aug. 7	W	20-9	St. Louis at Phoenix, Ariz.	33,216*
Aug. 13	W	41-17	at N.Y. Jets (Yankee Stadium)	10,726*
Aug. 21	L	14-23	L.A. Rams	52,615*
Aug. 29	W	14-9	at San Francisco	52,704
Sept. 4	W	45-28	Seattle	51,487*

1977 (4-2)

Aug. 8	W	40-0	Houston	51,777*
Aug. 13	L	13-20	Chicago	52,909*
Aug. 18	L	10-12	at Seattle	62,187*
Aug. 27	W	35-7	San Diego	52,346*
Sept. 3	W	33-0	San Francisco	53,442*
Sept. 9	W	21-0	at L.A. Rams	57,031*

1978 (2-2)

Aug. 5	W	14-13	at Chicago	54,758*
Aug. 12	L	7-21	New England	53,335*
Aug. 20	W	31-14	at San Francisco	58,658
Aug. 26	L	3-28	L.A. Rams	53,776*

1979 (3-2)

July 28	W	20-13	Dallas at Canton, Ohio	20,648
Aug. 4	L	14-20 (OT)	at L.A. Rams	54,575
Aug. 11	W	41-10	San Francisco	53,503*
Aug. 19	L	14-35	at New England	46,518
Aug. 25	W	48-21	Buffalo	52,440

1980 (2-2)

Aug. 9	L	14-33	at San Francisco	55,585
Aug. 16	W	31-29	New England	41,649
Aug. 23	L	17-34	at Washington	47,547
Aug. 30	W	24-23	Philadelphia	41,230

1981 (2-2)

Aug. 8	W	17-16	Atlanta	42,697
Aug. 15	L	14-34	at Green Bay	55,151
Aug. 22	L	21-23	at New England	43,032
Aug. 29	W	21-7	San Francisco	51,192*

1982 (2-2)

Aug. 14	W	17-14	at San Francisco	61,065
Aug. 21	L	16-30	at Detroit	59,924*
Aug. 29	W	24-3	Green Bay	54,268*
Sept. 4	L	10-37	Cleveland	53,460*

1983 (1-3)

Aug. 6	W	26-23 (OT)	San Francisco	41,337*
Aug. 13	L	17-20	at N.Y. Jets	51,454*
Aug. 20	L	21-27	Chicago	41,032*
Aug. 26	L	17-20	at Cleveland	64,486*

1984 (1-3)

Aug. 4	L	10-13	at San Francisco	61,361*
Aug. 10	W	21-20	at Washington	55,415*
Aug. 19	L	23-29	Miami	47,060
Aug. 24	L	14-20	N.Y. Jets	53,072*

1985 (1-3)

Aug. 10	L	21-28	San Francisco	61,784*
Aug. 18	L	9-14	Washington	56,939
Aug. 24	L	17-23	Miami	55,414*
Aug. 30	W	26-7	at Cleveland	44,926*

1986 (2-2)

Aug. 10	L	0-32	at San Francisco	61,834
Aug. 16	W	24-19	Dallas	60,248*
Aug. 22	W	24-10	New England	52,061*
Aug. 28	L	22-25	Cleveland	57,780*

1987 (1-3)

Aug. 15	L	16-42	San Francisco	53,838*
Aug. 22	L	3-7	Buffalo	47,281*
Aug. 30	W	34-10	at Dallas	50,729*
Sept. 5	L	17-20	Chicago	56,682

1988 (1-3)

Aug. 6	L	10-24	at San Francisco	64,457*
Aug. 3	L	17-27	Dallas	50,071
Aug. 20	L	27-45	Washington	45,982*
Aug. 26	W	37-22	Chicago	63,079*

1989 (0-4)

Aug. 12	L	7-37	San Francisco	36,739*
Aug. 19	L	20-27	Dallas	39,154*
Aug. 26	L	21-23	Houston at Oakland	50,642*
Sept. 2	L	38-41	Chicago	39,061

1990 (4-1)

Aug. 5	L	10-17	New Orleans at London, England	63,106*
Aug. 11	W	23-13	at San Francisco	66,455*
Aug. 18	W	16-14	Dallas	31,120
Aug. 24	W	20-3	at Chicago	66,946*
Sept. 1	W	34-7	San Diego	30,326

1991 (3-2)

27-Jul	L	17-24	San Francisco	51,513
3-Aug	L	17-19	Miami at Tokyo, Japan	51,122*
12-Aug	W	13-10	at Dallas	55,981*
17-Aug	W	13-10	Chicao	35,538
23-Aug	W	17-7	at San Diego	48,509*

1992 (1-3)

8-Aug	L	10-24	at San Francisco	52,505*
15-Aug	L	16-19 (OT)	at L.A. Rams	61,119*
22-Aug	L	23-27	Washington	53,424
29-Aug	W	30-26	Houston	50,084



PRESEASON RESULTS

1993 (2-3)

July 31	W	19-3	vs. Green Bay at Canton, Ohio	23,863
Aug. 8	L	0-27	vs. San Francisco at Palo Alto	82,908
Aug. 14	L	7-13	at Dallas	62,557*
Aug. 20	L	7-18	at Indianapolis	45,959*
Aug. 28	W	20-19	at L.A. Rams	50,438*

1994 (4-1)

July 31	W25-22 (OT)		Denver at Barcelona, Spain	37,406*
Aug. 7	W	27-19	at Dallas	61,932*
Aug. 13	L	17-27	at Pittsburgh	58,058*
Aug. 20	W	29-20	at L.A. Rams	50,315*
Aug. 27	W	24-23	at Houston	50,182

1995 (3-1)

Aug. 5	W	27-14	at Dallas	62,031*
Aug. 12	W	27-22	St. Louis	50,000
Aug. 18	L	17-20	at Minnesota	45,306*
Aug. 25	W	32-24	New England at Palo Alto	51,709*

1996 (2-3)

July 27	L	34-35	at Dallas	61,524*
Aug. 2	W	26-3	at Arizona	36,869*
Aug. 8	L	19-24	Seattle	38,219
Aug. 15	L	6-27	at Atlanta	30,553*
Aug. 23	W	44-27	N.Y. Jets	40,795*

1997 (2-2)

Aug. 3	W	34-27	at Dallas	61,028*
Aug. 8	L	24-37	Green Bay	42,956
Aug. 16	W	18-16	New Orleans	36,771
Aug. 22	L	13-15	at Arizona	39,408*

1998 (2-2)

Aug. 8	W	16-3	at Dallas	61,048*
Aug. 16	W	27-21	at Green Bay	60,067
Aug. 24	L	7-41	Tampa Bay	32,017*
Aug. 29	L	14-21	Arizona	31,858

1999 (3-1)

Aug. 7	W	18-17	at St. Louis	45,449*
Aug. 15	W	10-3	Dallas	37,000
Aug. 30	L	8-16	San Francisco	61,901*
Sept. 3	W	43-7	Arizona	42,076

2000 (3-1)

Aug. 5	L	17-31	at St. Louis	64,125
Aug. 13	W	21-20	at Dallas	56,878
Aug. 18	W	23-17	Detroit	32,365
Aug. 24	W	20-0	Seattle	32,012

2001 (3-2)

Aug. 4	W	21-14	Dallas	37,978*
Aug. 11	W	10-7	at Arizona	33,482*
Aug. 19	L	17-20	at San Francisco	67,817
Aug. 27	L	6-21	Dallas at Mexico City, Mexico	88,309*
Aug. 31	W	24-13	Green Bay	38,783*

2002 (2-2)

Aug. 8	L	6-20	at Dallas	62,836*
Aug. 15	L	14-24	at Tennessee	68,531*
Aug. 24	W	17-10	San Francisco	40,120*
Aug. 29	W	31-3	Arizona	35,738*

2003 (1-3)

Aug. 8	W	7-6	St. Louis	37,341*
Aug. 14	L	10-14	at San Francisco	65,856*
Aug. 22	L	6-21	Minnesota	37,411*
Aug. 28	L	13-52	at Dallas	53,078*

2004 (3-1)

Aug. 14	W	30-33	at San Francisco	63,854*
Aug. 21	L	20-21	Dallas	35,000*
Aug. 28	W	17-16	at Arizona	35,070*
Sept. 2	W	28-24	St. Louis	38,499*

2005 (1-3)

Aug. 13	L	13-21	at San Francisco	61,446*
Aug. 20	L	17-19	at Houston	70,116*
Aug. 26	L	16-17	Arizona	36,408*
Sept. 1	W	13-6	New Orleans	32,191*

2006 (4-1)

Aug. 6	W	16-10	Philadelphia at Canton, Ohio	22,200*
Aug. 14	W	16-13	at Minnesota	63,278*
Aug. 20	W	23-7	San Francisco	47,849*
Aug. 25	W	21-3	Detroit	43,889*
Aug. 31	L	7-30	at Seattle	67,158*

2007 (2-2)

Aug. 11	W	27-23	Arizona	39,911*
Aug. 18	L	21-26	at San Francisco	68,107*
Aug. 24	W	20-10	St. Louis	44,131*
Aug. 30	L	14-19	at Seattle	66,700*

2008 (1-3)

Aug. 8	W	18-6	San Francisco	52,609*
Aug. 15	L	16-17	at Tennessee	69,143*
Aug. 23	L	0-24	Arizona	39,331*
Aug. 29	L	16-23	at Seattle	67,163*

2009 (1-3)

Aug. 13	W	31-10	Dallas	33,165*
Aug. 22	L	20-21	at San Francisco	61,907*
Aug. 29	L	7-45	New Orleans	32,585
Sept. 3	L	21-31	at Seattle	66,697*

2010 (3-1)

Aug. 12	W	17-9	at Dallas	72,282*
Aug. 21	W	32-17	at Chicago	60,207*
Aug. 28	L	24-28	San Francisco	42,248*
Sept. 2	W	27-24	Seattle	23,957*

2011 (0-4)

Aug. 11	L	18-24	Arizona	25,699*
Aug. 20	L	3-17	at San Francisco	69,732*
Aug. 28	L	20-40	New Orleans	34,322*
Sept. 2	L	3-20	at Seattle	65,418*

2012 (1-3)

Aug. 13	L	0-3	Dallas	50,403*
Aug. 17	L	27-31	at Arizona	59,605*
Aug. 25	W	31-20	Detroit	41,420*
Aug. 30	L	3-21	at Seattle	66,157*



ALL-TIME RAIDERS

— A —

60/97	ACKERMAN, Rick	Memphis State	DT	1984, 1987	32	BENNETT, Michael	Wisconsin	RB	2010
28	ADAMS, Phillip	South Carolina State	DB	2012	50	BENSON, Duane	Hamlane	LB	1967-71
95	ADAMS, Sam	Texas A&M	DT	2002	54	BENSON, Tom	Oklahoma	LB	1989-92
59	ADAMS, Stanley	Memphis State	LB	1984	70	BERGSTROM, Tony	Utah	G-T	2012
44	ADAMS, Stefon	East Carolina	DB	1986-89	40	BERNS, Rick	Nebraska	RB	1982-83
88	ADKISSON, James	South Carolina	TE	2005-06	38	BESS, Rufus	South Carolina State	DB	1979
3	AGAJANIAN, Ben	New Mexico	K	1962	47	BESSILLIEU, Don	Georgia Tech	DB	1983, 1985
83	AIKENS, Carl	Northern Illinois	WR	1987	7	BEUERLEIN, Steve	Notre Dame	QB	1989-90
58	ALEXANDER, Elijah	Kansas State	LB	2000-01	54	BIEKERT, Greg	Colorado	LB	1993-01
80	ALEXANDER, Mike	Penn State	WR	1989	14/25	BILETNIKOFF, Fred	Florida State	WR	1965-78
94	ALFORD, Jay	Penn State	DT	2010	96	BILUKIDI, Christo	Georgia State	DT	2012
80	ALLEN, Dalva	Houston	DE	1962-64	21	BIRD, Rodger	Kentucky	DB	1966-68
21	ALLEN, Eric	Arizona State	DB	1998-01	53	BIRDWELL, Dan	Houston	DT	1962-69
22	ALLEN, Jackie	Baylor	DB	1969	66	BISHOP, Sonny	Fresno State	G	1963
32	ALLEN, Marcus	USC	RB	1982-92	67	BLACK, Barry	Boise State	G	1987
94/55	ALSTON, Jon	Stanford	LB	2007-09	56	BLACKSTOCK, Darryl	Virginia	LB	2011
77	ALZADO, Lyle	Yankton	DE	1982-85	16	BLANDA, George	Kentucky	QB-K	1967-75
92	AMEY, Vince	Arizona State	DT	1998	57	BLANKENSHIP, Greg	Cal State-Hayward	LB	1976
83	ANDERSON, Courtney	San Jose State	TE	2004-06	7	BOLLER, Kyle	California	QB	2010-11
33	ANDERSON, Eddie	Fort Valley State	DB	1987-97	54	BONNESS, Rik	Nebraska	LB	1976
23	ANDERSON, Marques	UCLA	DB	2004	67	BOOTHE, Kevin	Cornell	G	2006
2	ARAGUZ, Leo	Stephen F. Austin	P	1996-99	87	BOSS, Kevin	Western Oregon	TE	2011
78	ARCHER, Dan	Oregon	T	1967	35	BOWIE, John	Cincinnati	DB	2007-09
66	ARMSTRONG, Ramon	Texas Christian	T	1960	76	BOYD, Greg	San Diego State	DT	1984
93	ARMSTRONG, Trace	Florida	DE	2001-03	30	BOYD, Jerome	Oregon	DB	2009, 11
83	ASAD, Doug	Northwestern	TE	1960-61	84	BOYDSTON, Max	Oklahoma	TE	1962
73/77	ASHMORE, Darryl	Northwestern	G-T	1998-01	27	BOYNTON, George	East Texas State	DB	1962
35	ASKA, Joe	Central Oklahoma	RB	1995-97	40	BRABHAM, Cary	Southern Methodist	DB	1994
21	ASOMUGHU, Nnamdi	California	DB	2003-10	54	BRACELIN, Greg	California	LB	1981
59	ATKINS, Larry	UCLA	LB	2003	81	BRADSHAW, Morris	Ohio State	WR	1974-81
39	ATKINS, Pervis	New Mexico State	WR	1965-66	27	BRANCH, Calvin	Colorado State	DB	1997-00, 2005
43	ATKINSON, George	Morris Brown	DB	1968-77	21	BRANCH, Cliff	Colorado	WR	1972-85
86	AUSBERRY, David	USC	TE	2011-12	33	BRANCH, Tyvon	Connecticut	DB	2008-12
					82	BRANTON, Gene	Texas Southern	TE	1987
					47	BRAVO, Alex	Cal Poly, SLO	DB	1960-61
					91	BRAYTON, Tyler	Colorado	DE	2003-07
					5	BREECH, Jim	California	K	1978-79
					73	BREWINGTON, Jim	North Carolina College	T	1961
					87	BRIGHT, Jeremy	Washington	TE	1998-02
					65	BRISIEL, Mike	Colorado State	G	2012
					95	BRODINE, Mason	Nebraska-Kearney	DE	2011
					95	BROMELE, Lorenzo	Clemson	DE	2003
					2	BROOKS, Aaron	Virginia	QB	2006
					55	BROOKS, Bobby	Fresno State	LB	1999-01
					33	BROOKS, Bucky	North Carolina	DB	1998
					97	BROUGHTON, Willie	Miami	DT	1992-93
					76	BROWN, Bob	Nebraska	T	1971-73
					76	BROWN, Charles	Houston	T	1962
					86	BROWN, Derek	Notre Dame	TE	1998
					74	BROWN, Doug	Fresno State	DT	1964
					24	BROWN, Larry	Texas Christian	DB	1996-97
					57	BROWN, Ricky	Boston College	LB	2006-11
					64/96	BROWN, Ron	USC	DE	1987-88
					24	BROWN, Ron	Arizona State	DB	1990
					27	BROWN, Stevie	Michigan	DB	2010
					81	BROWN, Tim	Notre Dame	WR	1988-03
					24	BROWN, Willie	Grambling	DB	1967-78
					47	BROWNE, Jim	Boston College	RB	1987
					51	BROWNER, Keith	USC	LB	1987
					73	BROWNING, Dave	Washington	DE-DT	1978-82
					56/99	BRUCE, Aundray	Auburn	DE	1992-98
					82	BRUNSON, Larry	Colorado	WR	1978-79
					90	BRYANT, Desmond	Harvard	DT	2009-12
					94	BRYANT, Tony	Florida State	DE	1999-02
					66	BRYANT, Warren	Kentucky	T	1984
					34	BUCHANAN, Ray	Louisville	DB	2004
					31	BUCHANON, Phillip	Miami (Fla.)	DB	2002-04
					13	BUCHANON, William	USC	WR	2006

— B —

70	BADGER, Brad	Stanford	G-T	2002-06					
10	BAHR, Chris	Penn State	K	1980-88					
27	BAKER, Rashad	Tennessee	DB	2007-08					
99	BALDWIN, Keith	Texas A&M	DE	1988					
42	BALL, Eric	UCLA	RB	1995					
93	BALL, Jerry	Southern Methodist	DT	1994-96					
40	BANASZAK, Pete	Miami (Fla.)	RB	1966-78					
38	BANKS, Estes	Colorado	RB	1967					
46	BANKSTON, Warren	Tulane	TE	1973-78					
53	BANSAVAGE, Al	USC	LB	1961					
77	BARBEE, Joe	Kent State	T	1960					
72	BARKSDALE, Joe	LSU	T	2011					
88	BARKSDALE, Rod	Arizona	WR	1986					
56	BARNES, Jeff	California	LB	1977-87					
69	BARNES, Khalif	Washington	T	2009-12					
52	BARNES, Larry	Colorado State	LB	1960					
4	BARNES, Pat	California	QB	1998					
51	BARNES, Rodrigo	Rice	LB	1976					
80	BARNWELL, Malcolm	Virginia Union	WR	1981-84					
82	BARRETT, Jan	Fresno State	TE	1963-64					
21	BARTELL, Ron	Howard	DB	2012					
87	BARTLEWSKI, Rich	Fresno State	TE	1990					
50	BARTON, Eric	Maryland	LB	1999-03					
24/29	BATES, Patrick	Texas A&M	DB	1993-94					
76	BELCHER, Kevin	Wisconsin	T	1985					
59	BELL, Anthony	Michigan State	LB	1992					
28	BELL, Greg	Notre Dame	RB	1990					
68	BELL, Joe	Norfolk State	DE	1979					
38	BELL, Nick	Iowa	RB	1991-93					
79	BELWAY, Brian	Calgary	DE	1987					
49	BENDER, Wes	USC	RB	1994					

ALL-TIME RAIDERS

95	BUCZKOWSKI, Bob	Pittsburgh	DE	1987
64	BUDNESS, Bill	Boston University	LB	1964-70
68	BUEHLER, George	Stanford	G	1969-78
88	BUJE, Drew	Catawba	WR	1969-71
45	BUNCH, Jarrad	Michigan	RB	1994
86	BURCH, Gerald	Georgia Tech	TE	1961
56	BURGESS, Derrick	Mississippi	DE	2005-08
95	BURNETT, Kaelin	Nevada	LB	2012
56	BURRIS, Miles	San Diego State	LB	2012
59	BURTON, Ron	North Carolina	LB	1990
29	BUSH, Michael	Louisville	RB	2007-11
59	BUTCHER, Paul	Wayne State	LB	1996
50/54	BYRD, Darryl	Illinois	LB	1983-84, 1987

— C —

57	CALDWELL, Tony	Washington	LB	1983-85
21	CALHOUN, Rick	Cal State-Fullerton	RB	1987
16	CAMARILLO, Rich	Washington	P	1996
74	CAMPBELL, Bruce	Maryland	G	2010-11
8	CAMPBELL, Jason	Auburn	QB	2010-11
77	CAMPBELL, Joe	Maryland	DE	1980-81
67	CAMPBELL, Stan	Iowa State	G	1962
27	CANNAVINO, Joe	Ohio State	DB	1960-61
33	CANNON, Billy	Louisiana State	TE	1964-69
66	CARLISLE, Cooper	Florida	G	2007-12
20	CARR, Chetti	Northwest Oklahoma	WR	1987
23	CARR, Chris	Boise State	CB	2005-07
21	CARRINGTON, Darren	Northern Arizona	DB	1996
51	CARROLL, Joe	Pittsburgh	LB	1972-73
97	CARTER, Andre	California	DE	2012
33	CARTER, Louis	Maryland	RB	1975
20	CARTER, Perry	Mississippi	DB	1996-98
29	CARTER, Russell	Southern Methodist	DB	1988-89
25	CARTWRIGHT, Rock	Kansas State	RB	2010-11
88	CASH, Kerry	Texas	TE	1995
87	CASPER, Dave	Notre Dame	TE	1974-80, 1984
85	CAVALLI, Carmen	Richmond	DE	1960
52	CELOTTO, Mario	USC	LB	1980-81
85	CHANDLER, Bob	USC	WR	1980-82
77	CHAPMAN, Ted	Maryland	DE	1987
95	CHARLES, Mike	Syracuse	DT	1990
35	CHEKWA, Chimdi	Ohio State	DB	2011-12
87/88	CHESTER, Raymond	Morgan State	TE	1970-72, 78-81
46	CHRISTENSEN, Todd	BYU	RB-TE	1979-88
46	CHRISTENSON, Brandon	NW Oklahoma State	TE	2002
75	CHURCHWELL, Hansen	Mississippi	DT	1960
55	CLARK, Danny	Illinois	LB	2004-05
78	CLAY, John	Missouri	T	1987
57	CLAYTON, Keenan	Oklahoma	LB	2012
58	CLEMONS, Chris	Georgia	LB-DE	2007
84	CLINE, Tony	Miami	DE	1970-75
90	COLEMAN, Kenyon	UCLA	DE	2002
57	COLEMAN, Rod	East Carolina	DT	1999-03
5	COLLINS, Kerry	Penn State	QB	2004-05
79	COLLINS, Mo	Florida	G-T	1998-03
92	COLLONS, Ferric	California	DT	1993
20	COLZIE, Neal	Ohio State	DB	1975-78
43	COMBS, Derek	Ohio State	DB	2002
59	CONDO, Jon	Maryland	LS	2007-12
55/60	CONNERS, Dan	Miami (Fla.)	LB	1964-74
5	CONWAY, Brett	Penn State	K	2000
43	COOLBAUGH, Bob	Richmond	WR	1961
75	COOPER, Chris	Nebraska-Omaha	DT	2001-03
49	COOPER, Earl	Rice	TE	1986
40	COOPER, Jarrod	Kansas State	DB	2004-07
95	COOPER, Marquis	Washington	LB	2008
80	COPELAND, Horace	Miami (Fla.)	WR	1999
95	CORMIER, Joe	USC	LB	1987

46	COSTA, Dave	Utah	DT	1963-65
94	COSTELLO, Joe	Central Connecticut	LB	1989
42	CRAIG, Dobie	Howard Payne	WR	1962-63
22	CRAIG, Roger	Nebraska	RB	1991
91	CRAWFORD, Jack	Penn State	DE	2012
84	CRINER, Juron	Arizona	WR	2012
32	CROCKETT, Zack	Florida State	RB	1999-06
22	CROW, Wayne	California	RB-DB	1960-61
23	CRUDUP, Derrick	Oklahoma	DB	1989, 1991
8	CULPEPPER, Daunte	Central Florida	QB	2007
68	CUNNINGHAM, Rick	Texas A & M	T	1996-98
51	CURRY, Aaron	Wake Forest	LB	2011-12
1/89	CURRY, Ronald	North Carolina	WR	2002-08

— D —

50	DALBY, Dave	UCLA	C-G	1972-85
3	DALUIO, Brad	UCLA	K	2001
36	DANIELS, Clemon	Prairie View	RB	1961-67
75	DANIELS, David	Florida A&M	DT	1966
83	DAVIDSON, Ben	Washington	DE	1964-71
19	DAVIDSON, Cotton	Baylor	QB	1962-69
79	DAVIS, Bruce	UCLA	T	1979-87
58	DAVIS II, Bruce	UCLA	LB	2010-11
28	DAVIS, Clarence	USC	RB	1971-78
7	DAVIS, Greg	The Citadel	K	1998
45	DAVIS, James	Southern	DB	1982-87
34	DAVIS, Jason	Illinois	RB	2008
36	DAVIS, Mike	Colorado	DB	1978-85
70	DAVIS, Scott	Illinois	DE	1988-91, 1994
48	DAVISON, Jerone	Arizona State	RB	1996-97
54	DENNERY, Mike	Southern Mississippi	LB	1974-75
4	DePOYSTER, Jerry	Wyoming	K	1971-72
79	DESKINS, Don	Michigan	G	1960
64	DICKERSON, Andy	California Lutheran	G	1987
29	DICKERSON, Eric	Southern Methodist	RB	1992
10	DICKEY, Eldridge	Tennessee State	WR	1968-71
23	DICKINSON, Bo	Southern Mississippi	RB	1964
73	DIEHL, John	Virginia	DT	1965
64	DINAPOLI, Gennaro	Virginia Tech	G	1998-99
68	DITTRICH, John	Wisconsin	G	1960
58	DIXON, Ernest	South Carolina	LB	1998
35	DIXON, Hewitt	Florida A&M	RB	1966-70
31	DIXON, Rickey	Oklahoma	DB	1993
46	DORN, Torin	North Carolina	DB	1990-93
33	DORSETT, Anthony	Pittsburgh	DB	2000-03
21	DORSEY, Dick	USC	WR	1962
71	DOTSON, Al	Grambling	DT	1968-70
47	DOUGHERTY, Bob	Kentucky	LB	1960-63
10	DREISBACH, Scott	Michigan	QB	1999-00
83	DUDLEY, Rickey	Ohio State	TE	1996-00
54	DUFALUT, Paul	New Hampshire	C-G	1987
84	DUFF, John	New Mexico	TE-DE	1993-94
88	DUNN, David	Fresno State	WR-KR	2000-01
17	DWIGHT, Tim	Iowa	WR	2007
84	DYAL, Mike	Texas A&I	TE	1989-90
59	DYSON, Matt	Michigan	DT-LB	1995

— E —

82	EASON, John	Florida A&M	TE	1968
33	EASY, Omar	Penn State	FB	2005
20/38	ECHEMANDU, Adimchinobi	California	RB	2006-07
41	EDMONDS, Bobby Joe	Arkansas	WR	1989
58	EDWARDS, Kalimba	South Carolina	DE	2008
36	EDWARDS, Lloyd	San Diego State	TE	1969
11	EISCHEID, Mike	Upper Iowa	K	1966-71
50	EKEJUBA, Isaiah	Virginia	LB	2005-09
33	ELLIS, Craig	San Diego State	RB	1987
99	ELLIS, Greg	North Carolina	DE	2009



ALL-TIME RAIDERS

58 ELLIS, Jim	Boise State	LB	1987	14 GOLSTEYN, Jerry	Northern Illinois	QB	1984
27 ELLISON, Glenn	Arkansas	RB	1971	94 GOLTZ, Rick	Simon Fraser	DE	1987
50 ELLISON, Riki	USC	LB	1990-92	90 GOODLOW, Darryl	Oklahoma	LB	1987
14 ENIS, Hunter	Texas Christian	QB	1962	25 GOODSON, Mike	Texas A&M	RB	2012
46 ENYART, Bill	Oregon State	LB	1971	55 GORDON, Alex	Cincinnati	LB	1990
31 EUGENE, Hiram	Louisiana Tech	DB	2007-10	23 GORDON, Darrien	Stanford	DB	1999-00, 2002
11 EVANS, Vince	USC	QB	1987-95	82 GORDON, Richard	Miami (Fla.)	TE	2011-12
— F —							
86 FAIRBAND, Bill	Colorado	LB	1967-68	617 GOSSETT, Jeff	Eastern Illinois	P	1988-96
20/25 FARGAS, Justin	USC	RB	2003-09	85 GRADY, Sam	Tennessee	WR	1990-92
21 FELLOWS, Ron	Missouri	DB	1987-88	5 GRADKOWSKI, Bruce	Toledo	QB	2009-10
34 FENNER, Derrick	North Carolina	RB	1995-97	68 GRAHAM, Aaron	Nebraska	C	2001
86 FERNANDEZ, Mervyn	San Jose State	WR	1987-92	74 GRAHAM, Derrick	Appalachian State	G	1998
69 FICCA, Dan	USC	G	1962	8 GRAHAM, Jeff	Long Beach State	QB	1995
80 FIELDS, George	Bakersfield J.C.	DT	1960-61	95/99/59 GRANT, DeLawrence	Oregon State	DE-LB	2001-05
13 FIGURS, Yamon	Kansas State	WR	2010	60 GRAVES, Rory	Ohio State	T	1988-91
76 FINNERAN, Garry	USC	DT	1961	45 GRAYSON, David	Oregon	DB	1965-70
73 FITZPATRICK, James	USC	G-T	1990-91	12 GREEN, Charley	Wittenberg	QB	1966
21 FLEMING, George	Washington	RB	1961	74 GREEN, Cornell	Central Florida	T	2007-09
88 FLEMISTER, Zeron	Iowa	TE	2005	41 GREENWOOD, David	Wisconsin	DB	1988
15 FLORES, Tom	Pacific	QB	1960-61, 63-66	36 GRIFFITH, Justin	Mississippi State	RB	2007-08
55 FOLSTON, James	Northeast Louisiana	LB	1994-98	97 GRIMES, Phil	Central Missouri	DE	1987
5 FORD, Cole	USC	K	1995-97	17 GROSSART, Kyle	Oregon State	QB	1980
12 FORD, Jacoby	Clemson	WR	2010-12	64 GROVE, Jake	Virginia Tech	C-G	2004-08
49 FOSCHI, John Paul	Georgia Tech	FB	2005-06	52 GROVES, Quentin	Auburn	LB	2010-11
41 FOSTER, Ron	Cal State-Northridge	DB	1987	97 GUNHEIM, Greyson	Washington	DE	2008-09
31 FRANCIES, Coye	San Jose State	DB	2012	22 GUY, Louie	Mississippi	DB	1964
10 FRANCIS, Carlos	Texas Tech	WR	2004-05	8 GUY, Ray	Southern Mississippi	K	1973-86
47 FRANK, Donald	Winston-Salem	DB	1994	— H —			
58 FRANKLIN, Keith	South Carolina	LB	1995	80/10 HAGAN, Derek	Arizona State	WR	2011, 2012
94 FRANKS, Elvis	Morgan State	DE	1985-86	30 HAGBERG, Roger	Minnesota	RB	1965-69
53 FREDRICKSON, Rob	Michigan State	LB	1994-97	23 HALL, DeAngelo	Virginia Tech	DB	2008
61 FREEMAN, Mike	Arizona	G	1988	45 HALL, Tim	Robert Morris	RB	1996-97
70 FREEMAN, Russell	Georgia Tech	T	1995	39 HALL, Willie	USC	LB	1975-78
3 FRYE, Charlie	Akron	QB	2009	98 HAMILTON, Bobby	Southern Mississippi	DE	2004-05
45 FULCHER, David	Arizona State	LB	1993	73 HANNAH, Charley	Alabama	G	1983-88
88 FULCHER, Mondriel	Miami (Fla.)	TE	2000-02	23 HANSON, Joselio	Texas Tech	DB	2012
20 FULLER, Charles	San Francisco State	RB	1961-62	45 HARDEN, Mike	Michigan	DB	1989-90
— G —							
85/80 GABRIEL, Doug	Central Florida	WR	2003-05, 06	86 HARDMAN, Cedrick	North Texas State	DE	1980-81
27 GAINER, Derrick	Florida A&M	RB	1992	82 HARDY, Charles	San Jose State	WR	1960-62
53 GAITHER, Omar	Tennessee	LB	2012	4 HARDY, David	Texas A&M	K	1987
12 GALLEGOS, Chon	San Jose State	QB	1962	24 HARKEY, Lance	Illinois	DB	1987
76 GALLERY, Robert	Iowa	T-G	2004-10	75/76 HARLOW, Pat	USC	T	1996-98
3 GAMACHE, Vince	Cal State-Northridge	K	1987	93 HARRIS, James	Temple	DE	1998-99
12 GANNON, Rich	Delaware	QB	1999-04	29 HARRIS, John	Santa Monica J.C.	DB	1960-61
28 GARNER, Bob	Fresno State	DB	1961-62	37 HARRIS, Johnnie	Mississippi State	DB	1999-01
25 GARNER, Charlie	Tennessee	RB	2001-03	77 HARRIS, Kwame	Stanford	T	2008
31 GARRETT, Carl	N.M. Highlands	RB	1976-77	58 HARRIS, Napoleon	Northwestern	LB	2002-04
83 GAULT, Willie	Tennessee	WR	1988-93	28 HARRISON, Dwight	Texas A&I	DB	1980
98/94 GBAJA-BIAMILA, Akbar	San Diego State	DE-LB	2003-04	74 HARRISON, Nolan	Indiana	DT-DE	1991-96
3 GEORGE, Jeff	Illinois	QB	1997-98	25 HARRISON, Rob	Sacramento State	RB	1987
63 GESEK, John	Sacramento State	G	1987-89	23/34 HART, Harold	Texas Southern	RB	1974-75, 1978
25 GIBSON, Claude	North Carolina State	DB	1963-65	61 HART, Roy	South Carolina	DT	1991
36 GIBSON, Derrick	Florida State	DB	2001-06	70 HARVEY, James	Mississippi	G	1966-71
90 GILBERT, Sean	Pittsburgh	DT	2003	52 HARVEY, Richard	Tulane	LB	1998-99
44 GILLETT, Fred	Los Angeles State	TE	1964	87 HASSELBECK, Don	Colorado	TE	1983
29 GINN, Hubie	Florida A&M	RB	1976-78	34 HASTY, James	Washington State	DB	2001
27 GIORDANO, Matt	California	DB	2011-12	26 HAWKINS, Clarence	Florida A&M	RB	1979
73 GIPSON, Tom	North Texas State	DT	1971	27 HAWKINS, Frank	Nevada, Reno	RB	1981-87
87 GLOVER, Andrew	Grambling	TE	1991-96	57 HAWKINS, Mike	Texas A&I	LB	1982
50 GLOVER, La'Roi	San Diego State	DT	1996	65 HAWKINS, Wayne	Pacific	G	1960-70
92 GOETHEL, Travis	Arizona State	LB	2010-12	77 HAWTHORNE, Anttaj	Wisconsin	DT	2005-06
66 GOGAN, Kevin	Washington	G	1994-96	37 HAYES, Lester	Texas A&M	DB	1977-86
81 GOLDSTEIN, Alan	North Carolina	WR	1960	22 HAYNES, Mike	Arizona State	DB	1983-89
79 GOLIC, Bob	Notre Dame	DT	1989-92	11 HEINRICH, Don	Washington	QB	1962
				79 HENDERSON, John	Tennessee	DT	2010-11
				75 HENDERSON, Mario	Florida State	T	2007-10
				83 HENDRICKS, Ted	Miami (Fla.)	LB	1975-83



ALL-TIME RAIDERS

46	HERMANN, Dick	Florida State	LB	1965			
84/86	HEROCK, Ken	West Virginia	TE	1963-65, 1967			
84	HESTER, Jessie	Florida State	WR	1985-87			
44	HETHERINGTON, Chris	Yale	FB	2003-04			
75	HEYER, Stephen	Maryland	T	2011			
12/85	HEYWARD-BEY, Darius	Maryland	WR	2009-12			
15	HIGGINS, Johnnie Lee	UTEP	WR	2007-10			
32	HIGHSMITH, Don	Michigan State	RB	1970-72			
12	HILGER, Rusty	Oklahoma State	QB	1985-87			
36	HILL, Greg	Oklahoma State	DB	1987			
48	HILL, Kenny	Yale	DB	1981-83			
23	HILL, Madre	Arkansas	RB	2002			
22	HILL, Renaldo	Michigan State	CB	2005			
38	HILL, Rod	Kentucky State	DB	1987			
85	HINTON, Marcus	Alcorn State	TE	1995-96			
20	HIPP, I.M	Nebraska	RB	1980			
80	HOBBBS, Daryl	Pacific	WR	1993-96			
9	HOBERT, Billy Joe	Washington	QB	1995-96			
84	HOISINGTON, Al	Pasadena J.C.	WR	1960			
82	HOLLAND, Jamie	Ohio State	WR	1990-91			
10/23	HOLLAND, Jonathan	Louisiana Tech	WR-DB	2008-09			
12	HOLLAS, Donald	Rice	QB	1997-98			
76	HOLLOWAY, Brian	Stanford	G-T	1987-88			
57	HOLMBERG, Rob	Penn State	LB	1994-97			
71	HOLMES, Lester	Jackson State	G	1997			
52	HOPKINS, Jerry	Texas A&M	LB	1968			
23/88	HORTON, Ethan	North Carolina	RB-TE	1987, 89-93			
20	HOSKINS, Derrick	Southern Mississippi	DB	1992-95			
15	HOSTETLER, Jeff	West Virginia	QB	1993-96			
84	HOUSHMANDZADEH, T.J.	Oregon State	WR	2011			
99	HOUSTON, Lamarr	Texas	DE	2010-12			
80	HOWARD, Desmond	Michigan	WR	1997-98			
53	HOWARD, Thomas	UTEP	LB	2006-10			
14	HOYING, Bobby	Ohio State	QB	1999-01			
39/44	HUBBARD, Marv	Colgate	RB	1969-75			
57	HUDDLESTON, John	Utah	LB	1978-79			
36	HUDSON, Bob	Northeast Oklahoma	RB	1973-74			
24	HUFF, Michael	Texas	DB	2006-12			
71	HULSEY, Corey	Clemson	G-T	2003-06			
11	HUMM, David	Nebraska	QB	1975-79, 83-84			
98	HUNLEY, Ricky	Arizona	LB	1989-90			
94	HUNTLEY, Kevin	Kansas State	DE	2006			
5	HUSTED, Michael	Virginia	K	1999			
— —							
53	IHENACHO, Carl	San Jose State	LB	2012			
92	IOANE, Junior	Arizona State	DT	2000-02			
86	IRONS, Gerald	Maryland State	LB	1970-75			
96	IRONS, Grant	Notre Dame	DE	2003-06			
86	ISMAIL, Raghib	Notre Dame	WR	1993-95			
— J —							
34	JACKSON, Bo	Auburn	RB	1987-90			
32	JACKSON, Bobby	New Mexico State	RB	1964			
90	JACKSON, Grady	Knoxville	DT	1997-01			
91	JACKSON, Leonard	Oklahoma State	LB	1987			
42	JACKSON, Monte	San Diego State	DB	1978-82			
32	JACKSON, Richard	Southern	LB	1966			
42	JACKSON, Steve	Louisiana State	DB	1977			
49	JACKSON, Victor	Bowie State	DB	1987			
77	JACOBS, Proverb	California	T	1963-64			
18	JAEGER, Jeff	Washington	K	1989-95			
70	JAGIELSKI, Harry	Indiana	DT	1961			
6	JAKOWENKO, George	Syracuse	K	1974			
20	JAMES, Tory	Louisiana State	DB	2000-02			
11	JANIKOWSKI, Sebastian	Florida State	K	2000-12			
95	JASPER, Ed	Texas A&M	DT	2005			
88	JELACIC, Jon	Minnesota	DE	1961-64			
64	JENKINS, Robert	UCLA	T	1994-96			
27	JENKINS, Ronney	Northern Arizona	RB	2003			
39	JENNINGS, Brandon	Texas A&M	DB	2000-02			
33	JENNINGS, Rick	Maryland	WR	1976-77			
31	JENSEN, Derrick	Texas Arlington	RB-TE	1979-86			
18	JENSEN, Russ	California Lutheran	QB	1985			
82	JETT, James	West Virginia	WR	1993-02			
58	JIMERSON, A.J	Norfolk State	LB-DE	1990-91			
37	JOHNSON, Chris	Louisville	DB	2007-11			
41	JOHNSON, Eric	Nebraska	LB-DB	2000-03			
98	JOHNSON, Kevin	Texas Southern	DT	1997			
58	JOHNSON, Monte	Nebraska	LB	1973-80			
7	JOHNSON, Rob	USC	QB	2003			
82	JOHNSON, Teyo	Stanford	TE	2003-04			
51	JOHNSON, Tim	Youngstown State	LB	2002-05			
N/A	JOHNSTON, Mark	Northwestern	DB	1964			
51	JOHNSTONE, Lance	Temple	DE	1996-00, 2006			
88	JOLLEY, Doug	BYU	TE	2002-04			
27/44	JONES, Calvin	Nebraska	RB	1994-95			
82	JONES, David	Delaware State	TE	1992			
82	JONES, Horace	Louisville	DE	1971-75			
32	JONES, Jim	Washington	LB	1961			
52	JONES, Mike	Missouri	LB	1991-96			
99	JONES, Sean	Northeastern	DE	1984-87			
22	JONES, Taiwan	Eastern Washington	RB	2011-12			
90	JONES, Willie	Florida State	DE	1979-82			
85	JORDAN, Charles	Long Beach CC	WR	1993			
34	JORDAN, LaMont	Maryland	RB	2005-07			
28	JORDAN, Randy	North Carolina	RB	1993, 1998-02			
74	JORDAN, Shelby	Washington (Mo.)	T	1983-86			
96/94	JOSEPH, William	Miami (Fla.)	DT	2008-09			
46	JOYNER, L.C	Diablo Valley J.C	DB	1960			
87/89	JUNKIN, Trey	Louisiana Tech	TE	1985-89, 1996			
— K —							
26	KAUFMAN, Napoleon	Washington	RB	1995-00			
74	KEATING, Tom	Michigan	DB	1966-72			
57	KELLY, Joe	Washington	LB	1993			
93	KELLY, Tommy	Mississippi State	DT	2004-12			
72	KENNEDY, Lincoln	Washington	T	1996-03			
73	KENT, Greg	Utah	T	1966			
24	KEYES, Bob	San Diego	RB	1960			
46	KIDD, Carl	Arkansas	DB	1995-96			
59	KIMMEL, Jamie	Syracuse	LB	1986-88			
92	KING, Emanuel	Alabama	LB	1989			
31	KING, Joe	Oklahoma State	DB	1995			
33	KING, Kenny	Oklahoma	RB	1980-85			
52	KING, Linden	Colorado State	LB	1986-89			
62	KINLAW, Reggie	Oklahoma	DT	1979-84			
42	KIRBY, Terry	Virginia	RB	2000-02			
70	KLEIN, Dick	Iowa	T	1963-64			
7	KLINGER, David	Houston	QB	1996-97			
83	KNIGHT, Marcus	Michigan	WR	2001-02			
74	KOCH, Pete	Maryland	DE	1989			
88	KOCUREK, Dave	Wisconsin	TE	1967-68			
56	KOEGEL, Warren	Penn State	C	1971			
72	KOHN, Tim	Iowa State	G	1997, 1999			
71	KORVER, Kelvin	Northwestern (Iowa)	DT	1973-77			
35	KOWALCZYK, Walt	Michigan State	RB	1961			
38	KOY, Ted	Texas	TE	1970			
27	KRAKOSKI, Joe	Illinois	DB	1963-66			
62	KRUSE, Bob	Wayne State	G	1967-68			
34	KUNZ, Terry	Colorado	RB	1976-77			
88	KWALICK, Ted	Penn State	TE	1975-77			
79	KYSAR, Jeff	Arizona State	T	1995-96			
— L —							
74	LACHEY, Jim	Ohio State	T	1988			
3	LAMONICA, Daryle	Notre Dame	QB	1967-74			



ALL-TIME RAIDERS

25	LAND, Dan	Albany State	DB	1989-97	76	McCOY, Mike	Notre Dame	DT	1977-78
79	LANIER, Ken	Florida State	T	1993	36	McDANIEL, Terry	Tennessee	DB	1988-97
23	LARSCHIED, Jack	Pacific	RB	1960-61	77	McELROY, Reggie	West Texas State	G-T	1991-92
12	LARSON, Paul	California	QB	1960	26	McELROY, Vann	Baylor	DB	1982-90
42	LASKEY, Bill	Michigan	LB	1966-70	20	McFADDEN, Darren	Arkansas	RB	2008-12
77	LASSITER, Issac	St. Augustine	DE	1965-69	22	McFADDEN, Walter	Auburn	CB	2010
81	LATHAN, Greg	Cincinnati	WR	1987	26	McFARLANE, Nyle	BYU	DE	1960
70	LAWRENCE, Henry	Florida A&M	T	1974-86	14	McFOY, Chris	USC	WR	2007
13	LAWRENCE, Larry	Iowa	QB	1974-75	91	McGLOCKTON, Chester	Clemson	DT	1992-97
44	LAWTON, Luke	McNeese State	RB	2008-09	54	McKENZIE, Reggie	Tennessee	LB	1985-88
9	LECHLER, Shane	Texas A&M	P	2000-12	23	McKINNEY, Odis	Colorado	DB	1980-86
26	LEE, Pat	Auburn	DB	2012	20	McLEMORE, Chris	Arizona	RB	1987-88
42	LEE, ReShard	Middle Tennessee St.	RB	2006	61	McMATH, Herb	Morningside	DT	1976
4	LEE, Zeph	USC	RB-DB	1987-89	92	McMILLEN, Dan	Colorado	LB	1987
7	LEINART, Matt	USC	QB	2012	45	McMILLIN, Jim	Colorado State	DB	1963-64
75	LEKKERKERKER, Brad	UC Davis	T	2005	73	McMURTRY, Chuck	Whittier	DT	1962-63
87	LELIE, Ashley	Hawaii	WR	2008	79	McQUISTAN, PAUL	Weber State	G	2006-09
31	LEVITT, Chad	Cornell	RB	1997	73	McRAE, Charles	Tennessee	T	1996
29	LEWIS, Albert	Grambling	DB	1994-98	79	MEDLIN, Dan	North Carolina State	G	1974-76, 1979
51	LEWIS, Bill	Nebraska	C-G	1986-89	54	MENDENHALL, Terry	San Diego State	LB	1971-72
21	LEWIS, Garry	Alcorn State	DB	1990-91	10	MERCER, Mike	Northern Arizona	K	1963-66
21	LEWIS, Harold	Houston	RB	1962	52	MERRILL, Mark	Minnesota	LB	1984
20	LEWIS, Tahaun	Nebraska	DB	1991	98	MICKELL, Darren	Florida	DE	2001
60	LILES, Alva	Boise State	DT	1980	85	MICKENS, Terry	Florida A&M	WR	1998-00
37	LLOYD, Doug	North Dakota State	RB	1991	73	MIDDLETON, Frank	Arizona	G	2001-04
87	LOCKETT, Wade	Cal State-Fullerton	WR	1987	55	MILLEN, Matt	Penn State	LB	1980-88
73	LOCKLIN, Billy Ray	New Mexico State	G	1960	37	MILLER, Alan	Boston College	RB	1961-63, 1965
80	LOFTON, James	Stanford	WR	1987-88	88	MILLER, Bill	Miami (Fla.)	WR	1964, 1966-68
75	LONG, Howie	Villanova	DE-DT	1981-93	22	MILLER, Justin	Clemson	DB	2008-09
6	LOPER, Daniel	Texas Tech	G	2010	89	MILLER, Nick	Southern Utah	WR	2009-11
7	LOSMAN, J.P.	Tulane	QB	2009	80	MILLER, Zach	Arizona State	TE	2007-10
31	LOTT, Billy	Mississippi	RB	1960	56	MILLS, John Henry	Wake Forest	LB-TE	1997-98
42	LOTT, Ronnie	USC	DB	1991-92	22	MINCY, Charles	Washington	DB	1999
60	LOUDERBACK, Tom	San Jose State	LB	1960-61	21	MINGO, Gene	None	K	1964-65
38	LOVE, Clarence	Toledo	DB	2002-03	64	MIRALDI, Dean	Utah	G	1987
43	LYNCH, Lorenzo	Sacramento State	DB	1996-97	3	MIRER, Rick	Notre Dame	QB	2002-03
44	LYONS, Lamar	Washington	DB	1996	78/87	MIRICH, Rex	Northern Arizona	DT	1964-66
					67/87	MISCHAK, Bob	U.S. Military Academy	TE-G	1963-65
					34	MITCHELL, Mike	Ohio	DB	2009-12
					82	MITCHELL, Tom	Bucknell	TE	1966
					77	MIX, Ron	USC	T	1971
					83	MOFFETT, Tim	Mississippi	WR	1985-86
					22	MONTALBO, Mel	Utah State	DB	1962
					10	MONTEZ, Alfred	Western New Mexico	QB	1996
					28	MONTGOMERY, Cle	Abilene Christian	RB-WR	1981-85
					21	MONTGOMERY, Tyrone	Mississippi	RB	1993-94
					65	MONTOYA, Max	UCLA	G	1990-94
					26	MOODY, Keith	Syracuse	DB	1980
					88	MOORE, Bob	Stanford	TE	1971-75
					17	MOORE, Denarius	Tennessee	WR	2011-12
					36	MOORE, Manfred	USC	RB	1976
					19	MORANT, Johnnie	Syracuse	WR	2004-06
					61/51	MORRIS, Chris	Michigan St.	C-G	2006-09
					55/92	MORRIS, Riley	Florida A&M	DE	1960-62
					49	MORRISON, Dave	Southwest Texas St.	DB	1968
					52	MORRISON, Kirk	San Diego State	LB	2005-09
					35	MORROW, Tom	Southern Mississippi	DB	1962-64
					50	MORTON, Mike	North Carolina	LB	1995-98
					72	MOSEBAR, Don	USC	C-G-T	1983-94
					94	MOSS, Jarvis	Florida	DE	2010-11
					18	MOSS, Randy	Marshall	WR	2005-06
					99	MOSS, Winston	Miami (Fla.)	LB	1991-94
					27	MOSTARDI, Rich	Kent State	DB	1962
					47	MRAZ, Mark	Utah State	DE	1989
					42	MUELLER, Vance	Occidental	RB	1986-90
					82	MUHAMMAD, Calvin	Texas Southern	WR	1982-83
					52	MUIRBROOK, Shay	BYU	LB	1997
					76	MURANSKY, Ed	Michigan	G-T	1982-84

— M —

37	MackINNON, Jacque	Colgate	TE	1970
28	MACON, Ed	Pacific	DB	1960
85	MADSEN, John	Utah	TE	2006-08
14	MANN, Errol	North Dakota	K	1976-78
67	MANOUKIAN, Don	Stanford	G	1960
68	MARINOVICH, Marv	USC	G	1965
12	MARINOVICH, Todd	USC	QB	1991-92
60	MARSH, Curt	Washington	G	1981-86
69	MARTEN, James	Boston College	T	2008
53	MARTIN, Rod	USC	LB	1977-88
17	MARTIN, Tee	Tennessee	QB	2003
88	MARTINI, Rich	UC Davis	WR	1979-80
65	MARVIN, Mickey	Tennessee	G	1977-87
67/97	MARYLAND, Russell	Miami (Fla.)	DT	1996-99
71	MASON, Lindsey	Kansas	T	1978-81
56	MATSOS, Arch	Michigan State	LB	1963-65
43	MATTHEWS, Ira	Wisconsin	RB-WR	1979-81
72	MATUSZAK, John	Tampa	DE-DT	1976-82
42	MAXWELL, Tom	Texas A&M	DB	1971-73
33	MAYBERRY, Doug	Utah State	RB	1963
43	McCALL, Joe	Pittsburgh	RB	1984
34	McCALLUM, Napoleon	U.S. Naval Academy	RB	1986, 1990-94
32	McCANN, Bryan	Southern Methodist	DB	2011
55	McCLAIN, Rolando	Alabama	LB	2010-12
57	McCLANAHAN, Randy	SW Louisiana	LB	1977, 1980-82
47	McCLOUGHAN, Kent	Nebraska	DB	1965-70
56	McCOLL, Milt	Stanford	LB	1988
12	McCOWN, Josh	Sam Houston State	QB	2007
90	McCOY, Larry	Lamar	LB	1984



ALL-TIME RAIDERS

N/A	MURDOCK, Jesse	California Western	RB	1963
18	MURPHY, Louis	Florida	WR	2009-11
48	MUSTAFAA, Najee	Georgia Tech	DB	1995
83	MYERS, Brandon	Iowa	TE	2009-12
70	MYLES, Toby	Jackson State	G-T	2000-01

— N —

42	NASH, Keyon	Albany State	DB	2004
44	NDUKWE, Chinedum	Notre Dame	DB	2011
6	NEDNEY, Joe	San Jose State	K	1999
38	NELMS, Cory	Miami (Fla.)	DB	2012
51	NELSON, Bob	Nebraska	LB	1980-85
62	NEWBERRY, Jeremy	California	C	2007
30	NEWMAN, Anthony	Oregon	DB	1998-99
70	NICKLAS, Pete	Baylor	T	1962
76	NIX, Lucas	Pittsburgh	G	2012
56	NIXON, David	BYU	LB	2009
53	NOBLE, Mike	Stanford	LB	1987
72	NORRIS, Jim	Houston	DT	1962-64
58	NORRIS, Slade	Oregon State	LB	2009
71	NOVSEK, Joe	Tulsa	DE	1962

— O —

85	OATS, Carleton	Florida A&M	DT	1965-72
61	OGAS, Dave	San Diego State	LB	1968
74	OGLESBY, Paul	UCLA	T	1960
49	OLAWALE, Jamize	North Texas	RB	2012
56	OLIVER, Ralph	USC	LB	1968-69
98	OSBORNE, Chuck	Arizona	DT	1998-99
81	OSBORNE, Clancy	Arizona State	LB	1963-64
46	O'NEAL, Oren	Arkansas State	RB	
35	O'STEEN, Dwayne	San Jose State	DB	1980-81
13	O'SULLIVAN, J.T.	UC Davis	QB	2010
34	OTTO, Gus	Missouri	LB	1965-72
50/00	OTTO, Jim	Miami (Fla.)	C	1960-74
44	OWENS, Burgess	Miami (Fla.)	DB	1980-82

— P —

3	PALMER, Carson	USC	QB	2011-12
12	PAPAS, Nick	Fresno State	QB	1961
10	PARILLI, Babe	Kentucky	QB	1960
81	PARKER, Andy	Utah	TE	1964-88, 1990
36	PARKER, Ron	Newberry	DB	2011
71	PARKS, Nate	Stanford	G-T	1999-00
97	PARRELLA, John	Nebraska	DT	2002-04
67	PARSONS, Alex	USC	G-C	2012
7	PASTORINI, Dan	Santa Clara	QB	1980
71	PATTEN, Joel	Duke	T	1991
43	PATTERSON, Elvis	Kansas	DB	1990-93
88	PATTISON, Mark	Washington	WR	1986
74	PEAR, Dave	Washington	DT	1979-80
72	PEARS, Erik	Colorado State	G-T	2009
64	PEAT, Todd	Northern Illinois	G	1990, 1992-93
16	PEETE, Rodney	USC	QB	2000-01
71	PERRY, Gerald	Southern	T	1993-95
84	PERRY, Mario	Mississippi	TE	1987
31	PERRYMAN, Raymond	Northern Arizona	DB	2001
59	PETERS, Volney	USC	DT	1961
54	PETERSON, Calvin	UCLA	LB	1982
47	PHILLIPS, Charles	USC	DB	1975-80
25	PHILLIPS, Irvin	Arkansas Tech	DB	1983
35	PHILLIPS, Jess	Michigan State	RB	1975
77	PHILYAW, Charles	Texas Southern	DE	1976-79
71	PICKEL, Bill	Rutgers	DT-DE	1983-90
39	PICKENS, Bruce	Nebraska	DB	1995
55	PIERSON, Shurron	South Florida	LB	2003
85	PITTS, Frank	Southern	WR	1974

16	PLUNKETT, Jim	Stanford	QB	1978-86
38	POOLE, Tyrone	Fort Valley State	CB	2006
23/49	POPE, Marquez	Fresno State	DB	2000-01
84	PORTER, Jerry	West Virginia	WR	2000-07
28	PORTER, Joe	Rutgers	DB	2011
31	PORTER, Kerry	Washington State	RB	1989
84	POWELL, Art	San Jose State	WR	1963-66
27	POWELL, Charlie	None	DE	1960-61
20	POWERS, Warren	Nebraska	DB	1963-68
88	PREBOLA, Gene	Boston University	TE	1960
20	PRICE, Dennis	UCLA	DB	1988-89
25	PRIOR, Anthony	Washington State	DB	1998
29	PROUT, Bob	Knox College	DB	1974
34	PRUITT, Greg	Oklahoma	RB	1982-84
6	PRYOR, Terrelle	Ohio State	QB	2011-12
68	PYLE, Palmer	Michigan State	G	1966
63	PYLES, David	Miami (Ohio)	T	1987

— Q —

47	QUEEN, Jeff	Morgan State	RB-TE	1972-73
----	-------------	--------------	-------	---------

— R —

15	RAE, Mike	USC	QB	1976-78
84	RAMSEY, Derrick	Kentucky	TE	1978-83
40	RANKIN, Louis	Washington	RB	2009
44	RATHMAN, Tom	Nebraska	RB	1994
42	RAY, Marcus	Michigan	DB	1999
27	REDMOND, J.R.	Arizona State	RB	2003-04
45	REECE, Marcel	Washington	RB	2008-12
74	REESE, Archie	Clemson	DT	1982-83
62	REGENT, Shawn	Boston College	C	1987
37	REINFELDT, Mike	Wisconsin, Milwaukee	DB	1976
46	REYNOLDS, Billy	Pittsburgh	QB	1960
17	REYNOLDS, M.C.	Louisiana State	QB	1962
33	RHODES, Dominic	Midwestern State	RB	2007
52	RICE, Floyd	Alcorn A&M	LB	1976-77
67	RICE, Harold	Tennessee State	DE	1971
80	RICE, Jerry	Mississippi Valley St.	WR	2001-04
75	RICE, Ken	Auburn	T	1964-65
27	RICH, Randy	New Mexico	DB	1978
98	RICHARDSON, Jay	Ohio State	DE	2007-09
41	RIDDICK, Louis	Pittsburgh	DB	1998
57	RIDDLE, Ryan	California	LB	2005
37	RIDLEHUBER, Preston	Georgia	RB	1968
77	RIEHM, Chris	Ohio State	G	1986-88
32/48	RIEVES, Charles	Houston	LB	1962-63
80	RISON, Andre	Michigan State	WR	2000
40	RITCHIE, Jon	Stanford	RB	1998-02
23	RIVERA, Hank	Oregon State	DB	1962
95	ROBBINS, Austin	North Carolina	DT	1994-95, 2000
63	ROBBINS, Barret	Texas Christian	C	1995-03
40	ROBERSON, Bo	Cornell	WR	1962-65
71	ROBERTS, Cliff	Illinois	DT	1961
28	ROBINSON, Greg	Northeast Louisiana	RB	1993-94
57	ROBINSON, Jerry	UCLA	LB	1985-91
68	ROBINSON, Johnny	Louisiana Tech	DT-DE	1981-83
35	ROBISKIE, Terry	Louisiana State	RB	1977-79
41	RODERICK, John	Southern Methodist	WR	1968
74	RODRIGUEZ, Mike	Alabama	DT	1987
61	ROEDEL, Herb	Marquette	G	1961
52	ROMANO, Jim	Penn State	C	1982-84
53	ROMANOWSKI, Bill	Boston College	LB	2002-03
88	ROSENSTEIL, Bob	Eastern Illinois	TE	1997
29	ROSS, Brandian	Youngstown State	DB	2012
78	ROTHER, Tim	Nebraska	T-DB	1989-90
26	ROUTT, Stanford	Houston	DB	2005-11
74	ROWE, Dave	Penn State	DT	1975-78



ALL-TIME RAIDERS

54	RUBKE, Karl	USC	DE	1968			
34	RUSSELL, Booker	Southwest Texas St.	RB	1978-79			
96	RUSSELL, Darrell	USC	DT-DE	1997-01			
22	RUSSELL, Gary	Minnesota	RB	2009			
2	RUSSELL, JaMarcus	Louisiana State	QB	2007-09			
— S —							
64	SABAL, Ron	Purdue	T	1960-61			
92/90	SANDS, Terdell	Tenn. Chattanooga	DT	2003-08			
83	SANTIAGO, O.J	Kent State	TE	2003			
99	SAPP, Warren	Miami (Fla.)	DT	2004-07			
64	SATELE, Samson	Hawaii	C	2009-11			
81	SCHILENS, Chaz	San Diego State	WR	2008-11			
58	SCHMAUTZ, Ray	San Diego State	LB	1966			
44	SCHMITT, Owen	West Virginia	RB	2012			
10/13	SCHROEDER, Jay	UCLA	QB	1988-92			
79	SCHUH, Harry	Memphis State	T	1965-70			
30	SCHWEIGERT, Stuart	Purdue	DB	2004-07			
27/37	SCOTT, Carey	Kentucky State	DB	2002-03			
91	SCOTT, Trevor	Buffalo	DE-LB	2008-11			
43/88/23	SEALE, Sam	Western State (Colo.)	WR-DB	1984-87, 92			
65	SEILER, Paul	Notre Dame	T	1971-73			
92	SEYMOUR, Richard	Georgia	DE-DT	2009-12			
28	SHABAZZ, Sideeq	New Mexico State	DB	2003			
77	SHAUGHNESSY, Matt	Wisconsin	DE	2009-12			
32	SHAW, Glenn	Kentucky	RB	1963-64			
22	SHAW, Terrance	Stephen F. Austin	DB	2002-03			
84	SHEDD, Kenny	Northern Iowa	WR	1996-99			
78	SHELL, Art	Maryland State	T	1968-82			
21	SHEPPARD, Lito	Florida	DB	2011			
13/23	SHERMAN, Rod	USC	WR	1967, 1969-71			
58	SHIPP, Jackie	Oklahoma	LB	1989			
77	SHIRKEY, George	Stephen F. Austin	DT	1962			
49	SIANI, Mike	Villanova	WR	1972-77			
49/50	SIMPSON, Jack	Mississippi	LB	1962-64			
20	SIMPSON, Willie	San Francisco State	RB	1962			
65	SIMS, Barry	Utah	G-T	1999-07			
60	SISTRUNK, Otis	None	DE-DT	1972-79			
78	SKREPENAK, Greg	Michigan	T	1992-95			
78	SLAUGHTER, Chad	Alcorn State	T	2002-06			
73	SLIGH, Richard	North Carolina College	T	1967			
45/58	SLOUGH, Greg	USC	LB	1971-72			
94	SMITH, Anthony	Arizona	DE	1991-97			
77	SMITH, Bubba	Michigan State	DE	1973-74			
23	SMITH, Charles	Utah	RB	1968-74			
72	SMITH, Hal	UCLA	DT	1961			
38	SMITH, James	Compton J.C.	RB	1960			
86	SMITH, Jim	Michigan	WR	1985			
29	SMITH, Jimmy	Elon	RB	1984			
39/83	SMITH, Kevin	UCLA	TE	1992-94			
27	SMITH, Ron	Wisconsin	DB	1974			
35	SMITH, Steve	Penn State	RB	1987-93			
53/56	SMITH, Travian	Oklahoma	LB	1998-04			
63	SMITH, Willie	Michigan	G-T	1961			
79	SMITH, Willie	East Carolina	T	2012			
29	SOMMER, Mike	George Washington	RB	1963			
54	SO'OTO, Vic	BYU	LB	2012			
63	SPENCER, Ollie	Kansas	G	1963			
36	SPENCER, Shawntae	Pittsburgh	DB	2012			
45	SPIVEY, Mike	Colorado	DB	1980			
58	SQUIREK, Jack	Illinois	LB	1982-85			
12	STABLER, Ken	Alabama	QB	1970-79			
61	STALLS, Dave	Northern Colorado	DT	1983, 1985			
22	STARKS, Duane	Miami (Fla.)	CB	2006-07			
4	STEINFORT, Fred	Boston College	K	1976			
10	STEMKE, Kevin	Wisconsin	P	2002			
77	STEPHENS, Rich	Tulsa	G-T	1992-96			
32	STEWART, Jeremy	Stanford	RB	2012			
80	STEWART, Joe	Missouri	WR	1978-79			
86	STEWART, Tony	Penn State	TE	2007-09			
74	STINCHCOMB, Matt	Georgia	T	1999-03			
75	STONE, Jack	Oregon	T	1961-62			
86/15	STONE, John	Wake Forest	WR	2004			
67	STONE, Ron	Boston College	G	2004-05			
39	STRACHAN, Steve	Boston College	RB	1985-89			
80	STREATER, Rod	Temple	WR	2012			
75	STRIEGEL, Bill	Pacific	LB	1960			
82	STRONG, Darrell	Pittsburgh	TE	2008			
94	STUBBLEFIELD, Dana	Kansas	DT	2003			
76	SVIHUS, Bob	USC	T	1965-70			
88	SWEENEY, Steve	California	WR	1973			
56	SWILLING, Pat	Georgia Tech	DE	1995-96, 1998			
56	SWORD, Sam	Michigan	LB	1999			
66	SYLVESTER, Steve	Notre Dame	C-G-T	1975-83			
— T —							
5	TALLEY, Stan	Texas Christian	K	1987			
31/32	TATUM, Jack	Ohio State	DB	1971-79			
61	TAUTOLO, John	UCLA	T	1987			
99	TAVES, Josh	Northeastern	DE	2000-01			
49	TAYLOR, Billy	Texas Tech	RB	1982			
96	TAYLOR, Malcolm	Tennessee State	DT	1987-88			
19	TAYLOR, Travis	Florida	WR	2007			
20	TEAL, Willie	Louisiana State	DB	1987			
25	TERESA, Tony	San Jose State	RB	1960			
35	TERRILL, David	Texas-El Paso	DB	2004			
5/94	THOMAS, Robert	UCLA	LB	2006-08			
26	THOMAS, Skipt	USC	DB	1972-77			
59	THOMAS, William	Texas A&M	LB	2000-01			
80	THOMS, Art	Syracuse	DT	1969-76			
29	TILLMON, Tony	Texas	DB	1987			
22	TODD, Larry	Arizona State	RB	1965-70			
58	TOLLEFSON, David	NW Missouri State	DE	2012			
41	TONGA, Manase	BYU	RB	2011			
29	TONGUE, Reggie	Oregon State	S	2005			
67	TOOMAY, Pat	Vanderbilt	DE	1977-79			
30	TORAN, Stacey	Notre Dame	DB	1984-88			
93	TOWNSEND, Greg	Texas Christian	DE-LB	1983-93, 97			
37	TRAPP, James	Clemson	DB	1993-98			
79	TRASK, Orville	Rice	DT	1962			
62	TREU, Adam	Nebraska	C-G-T	1997-06			
72	TRUAX, Dalton	Tulane	DT	1960			
88	TRUITT, Olanda	Mississippi State	WR	1996-97			
8	TUJASOSOPO, Marques	Washington	QB	2001-06, 2008			
50	TUITELE, Maugaula	Colorado State	LB	2004			
67	TURK, Dan	Wisconsin	C	1989-96			
29/42	TURNER, Eric	UCLA	DB	1997-99			
71	TYSON, Richard	Tulsa	G	1966			
— U —							
63	UPSHAW, Gene	Texas A&I	G	1967-81			
91	UPSHAW, Regan	California	DE	2000-02			
39	URENDA, Herman	Pacific	WR	1963			
— V —							
25	VALDEZ, Vernon	San Diego	DB	1962			
23	VAN DYKE, DeMarcus	Miami (Fla.)	DB	2011			
30	van EEGHEN, Mark	Colgate	RB	1974-81			
50	VANN, Norwood	East Carolina	LB	1988			
91	VAN PELT, Brad	Michigan State	LB	1984-85			
99	VAUGHAN, Ruben	Colorado	DT-DE	1982			
68	VELDHEER, Jared	Hillsdale	T-C	2010-12			
75	VELLA, John	USC	G-T	1972-79			
41	VILLAPIANO, Phil	Bowling Green	LB	1971-79			
78	VOIGHT, Bob	Los Angeles State	DE	1961			



ALL-TIME RAIDERS

— W —

32	WADDELL, Michael	North Carolina	DB	2008	45	WILLIAMS, Henry	San Diego State	DB	1979
71	WADE, John	Marshall	C	2008	29	WILLIAMS, Howie	Howard	DB	1964-69
78	WAKEFIELD, Fred	Illinois	OL-DL	2008	88	WILLIAMS, Jamie	Nebraska	TE	1994
25	WALKER, Denard	LSU	DB	2004-05	34	WILLIAMS, Jermaine	Houston	RB	1998-99
86	WALKER, Derrick	Michigan	TE	1999	59	WILLIAMS, K.D.	Henderson State	LB	1999
41	WALKER, Fulton	West Virginia	DB	1985-86	85	WILLIAMS, Marcus	Washington State	TE	2002
84	WALKER, Javon	Florida State	WR	2008-09	17	WILLIAMS, Mike	USC	WR	2007
66/70	WALKER, Langston	California	T-G	2002-06, 09-10	86	WILLIAMS, Randal	New Hampshire	TE	2005-06
38	WALKER, Marquis	Southern Missouri	DB	1998-99	25	WILLIAMS, Ricky	Langston	DB	1985, 1987
51/59	WALLACE, Aaron	Texas A&M	LB-DE	1990-95, 97-98	88	WILLIAMS, Rodney	Arizona	WR	1998-99
16	WALTER, Andrew	Arizona State	QB	2005-08	86	WILLIAMS, Roland	Syracuse	TE	2001-02, 2004
71	WAND, Seth	NW Missouri State	T	2007-08	54	WILLIAMS, Sam	Fresno State	LB	2003-10
28	WARD, B.J.	Florida State	DB	2007	49	WILLIAMS, Willie	Grambling	DB	1966
23	WARE, Jeremy	Michigan State	DB	2010	24	WILLIAMSON, Fred	Northwestern	DB	1961-64
15	WARE, Tim	USC	WR	1989	52	WILLIAMSON, Fred	Louisiana Tech	LB	1964-67
61	WARREN, Gerard	Florida	DT	2007-09	38	WILLIS, Chester	Auburn	RB	1981-84
20/22	WARREN, Jimmy	Illinois	DB	1970-74, 1977	98	WILLIS, Mitch	Southern Methodist	DT	1985-88
78	WARZEKA, Ron	Montana State	DE	1960	28	WILSON, Gibril	Tennessee	DB	2008
27	WASHINGTON, Fabian	Nebraska	CB	2005-07	6	WILSON, Marc	BYU	QB	1980-87
23/48	WASHINGTON, Lionel	Tulane	DB	1987-94, 1997	40	WILSON, Marcus	Virginia	RB	1991
91	WASHINGTON, Ronnie	Northeast Louisiana	LB	1987	26/48	WILSON, Nemiah	Grambling	DB	1968-74
92	WASHINGTON, Ted	Louisville	DT	2004-05	50	WILSON, Otis	Louisville	LB	1989
19	WATKINS, Todd	BYU	WR	2008-09	16	WILSON, Wade	East Texas State	QB	1998-99
54	WATTS, Robert	Boston College	LB	1978	96	WIMBLEY, Kameron	Florida State	LB	2010-11
20	WATTS, Ted	Texas Tech	DB	1981-84	73	WINANS, Jeff	USC	G-DT	1976
44	WAYMER, Dave	Notre Dame	DB	1992	90	WISE, Mike	UC Davis	DE	1986-90
49	WEATHERS, Carl	San Diego State	LB	1970-71	61	WISNIEWSKI, Stefan	Penn State	G-C	2011-12
52	WEAVER, Gary	Fresno State	LB	1973-74	76	WISNIEWSKI, Steve	Penn State	G	1989-01
81	WELLS, Warren	Texas Southern	WR	1967-70	17	WOLFF, Scott	Mt. Union	QB	1987
52	WESTBROOKS, Greg	Colorado	LB	1978-81	77	WONG, Joe	BYU	G-T	2003
47	WHEATLEY, Tyrone	Michigan	RB	1999-03	18	WOOD, Dick	Auburn	QB	1965
67	WHEELER, Dwight	Tennessee State	C-T	1984, 1987-88	57	WOODEN, Terry	Syracuse	LB	1998
52	WHEELER, Philip	Georgia Tech	LB	2012	88	WOODS, Chris	Auburn	WR	1987-88
82	WHEELER, Ron	Washington	TE	1987	24	WOODSON, Charles	Michigan	DB	1998-05
96	WHITE, Alberto	Texas Southern	DE	1994	26	WOODSON, Rod	Purdue	DB	2002-03
29	WHITE, Eugene	Florida A&M	RB	1962	88	WRIGHT, Alexander	Auburn	WR	1992-94
66	WHITLEY, Curtis	Clemson	C-G	1997	66	WRIGHT, Steve	Northern Iowa	T	1987-93
78	WHITTAKER, Scott	Kansas	C-T	1997	41	WYATT, Alvin	Bethune-Cookman	DB	1970
87	WHITTED, Alvis	North Carolina State	WR	2002-06					
22	WHITTINGTON, Arthur	Southern Methodist	RB	1978-81					
68	WILKERSON, Bruce	Tennessee	G-T	1987-94, 1998					
29	WILLIAMS, Brock	Notre Dame	DB	2004	78	YOUSS, Frank	Minnesota	T	1963-65
19	WILLIAMS, David	Illinois	WR	1987					
33	WILLIAMS, Demise	Oklahoma State	DB	1987					
85	WILLIAMS, Dokie	UCLA	WR	1983-87					
22	WILLIAMS, Harvey	Louisiana State	RB-TE	1994-98					

— Y —

— Z —



Marcus Allen



ALL-TIME NUMBERS

00

OTTO, Jim* Miami (Fla.) C 1961-74

1

CURRY, Ronald* North Carolina WR 2002

2

ARAGUZ, Leo Stephen F. Austin P 1996-99

BROOKS, Aaron Virginia QB 2006

RUSSELL, JaMarcus Louisiana State QB 2007-09

3

AGAJANIAN, Ben New Mexico K 1962

LAMONICA, Daryle Notre Dame QB 1967-74

GAMACHE, Vince Cal State-Northridge K 1987

GEORGE, Jeff Illinois QB 1997-98

DALUIO, Brad UCLA K 2001

MIRER, Rick Notre Dame QB 2002-03

FRYE, Charlie Akron QB 2009

PALMER, Carson USC QB 2011-12

4

DePOYSTER, Jerry Wyoming K 1971-72

STEINFORT, Fred Boston College K 1976

HARDY, David Texas A&M K 1987

BARNES, Pat California QB 1998

5

BREECH, Jim California K 1978-79

TALLEY, Stan Texas Christian K 1987

FORD, Cole USC K 1995-97

HUSTED, Michael Virginia K 1999

CONWAY, Brett Penn State K 2000

COLLINS, Kerry Penn State QB 2004-05

GRADKOWSKI, Bruce Toledo QB 2009-10

6

JAKOWENKO, George Syracuse K 1974

WILSON, Marc BYU QB 1980-87

GOSSETT, Jeff* Eastern Illinois P 1988-90

NEDNEY, Joe San Jose State K 1999

PRYOR, Terrelle Ohio State QB 2011-12

7

PASTORINI, Dan Santa Clara QB 1980

BEUERLEIN, Steve Notre Dame QB 1988-90

GOSSETT, Jeff* Eastern Illinois P 1991-96

KLINGER, David Houston QB 1996-97

DAVIS, Greg The Citadel K 1998

JOHNSON, Rob USC QB 2003

LOSMAN, J.P. Tulane QB 2009

BOLLER, Kyle California QB 2010-11

LEINART, Matt USC QB 2012

8

GUY, Ray Southern Mississippi K 1973-86

GRAHAM, Jeff Long Beach State QB 1995

TUJASOSOPO, Marques Washington QB 2001-06, 2008

CULPEPPER, Daunte Central Florida QB 2007

CAMPBELL, Jason Auburn QB 2010-11

9

HOBERT, Billy Joe Washington QB 1995-96

LECHLER, Shane Texas A&M P 2000-12

10

PARILLI, Babe Kentucky QB 1960

SCHROEDER, Jay* UCLA QB 1992

MONTEZ, Alfred Western New Mexico QB 1996

STEMKE, Kevin Wisconsin P 2002

HOLLAND, Jonathan* Louisiana Tech WR-DB 2008

HAGAN, Derek* Arizona State WR 2012

MERCER, Mike Northern Arizona K 1963-66

DICKEY, Eldridge Tennessee State WR 1968-71

BAHR, Chris Penn State K 1980-88

DREISBACH, Scott Michigan QB 1999-00

FRANCIS, Carlos Texas Tech WR 2004-05

11

HEINRICH, Don Washington QB 1962

EISCHIED, Mike Upper Iowa K 1966-71

HUMM, David Nebraska QB 1975-79, 83-84

EVANS, Vince USC QB 1987-95

JANIKOWSKI, Sebastian Florida State K 2000-12

12

LARSON, Paul California QB 1960

PAPAS, Nick Fresno State QB 1961

GALLEGOS, Chon San Jose State QB 1962

GREEN, Charley Wittenberg QB 1966

STABLER, Ken Alabama QB 1970-79

HILGER, Rusty Oklahoma State QB 1985-87

MARINOVICH, Todd USC QB 1991-92

HOLLAS, Donald Rice QB 1997-98

GANNON, Rich Delaware QB 1999-04

McCOWN, Josh Sam Houston State QB 2007

HEYWARD-BEY, Darius* Maryland WR 2009

FORD, Jacoby Clemson WR 2010-12

13

SHERMAN, Rod* USC WR 1969-71

LAWRENCE, Larry Iowa QB 1974-75

SCHROEDER, Jay* UCLA QB 1988-91

BUCHANON, William USC WR 2006

FIGURS, Yamon Kansas State WR 2010

O'SULLIVAN, J.T. UC Davis QB 2010

14

ENIS, Hunter Texas Christian QB 1962

BILETNIKOFF, Fred* Florida State WR 1965-66

MANN, Errol North Dakota K 1976-78

GOLSTEYN, Jerry Northern Illinois QB 1984

HOYING, Bobby Ohio State QB 1999-01

McFOY, Chris USC WR 2007

15

FLORES, Tom Pacific QB 1960-61, 63-66

RAE, Mike USC QB 1976-78

WARE, Tim USC WR 1989

HOSTETLER, Jeff West Virginia QB 1993-96

STONE, John* Wake Forest WR 2004

HIGGINS, Johnnie Lee UTEP WR 2007-10

16

BLANDA, George Kentucky QB-K 1967-75

PLUNKETT, Jim Stanford QB 1978-86

CAMARILLO, Rich Washington P 1996

WILSON, Wade East Texas State QB 1998-99

PEETE, Rodney USC QB 2000-01

WALTER, Andrew Arizona State QB 2005-08

17

REYNOLDS, M.C Louisiana State QB 1962

GROSSART, Kyle Oregon State QB 1980

WOLFF, Scott Mt. Union QB 1987

MARTIN, Tee Tennessee QB 2003

DWIGHT, Tim Iowa WR 2007

WILLIAMS, Mike USC WR 2007

MOORE, Denarius Tennessee WR 2011-12

18

WOOD, Dick Auburn QB 1965

JENSEN, Russ California Lutheran QB 1985

JAEGER, Jeff Washington K 1989-95

MOSS, Randy Marshall WR 2005-06

All players listed have played in at least one regular-season game in the corresponding jersey number. Players listed on a numerical program or on the active roster without being credited with a "game played" were omitted. Players who wore multiple numbers during their Raiders tenure are denoted with an asterisk (*).



ALL-TIME RAIDERS

MURPHY, Louis	Florida	WR	2009-11	SEALE, Sam*	Western State (Colo.)	WR-DB	1992
19				WASHINGTON, Lionel*	Tulane	DB	1997
WILLIAMS, David	Illinois	WR	1987	POPE, Marquez*	Fresno State	DB	2000
TAYLOR, Travis	Florida	WR	2007	HILL, Madre	Arkansas	RB	2002
DAVIDSON, Cotton	Baylor	QB	1962-69	ANDERSON, Marques	UCLA	DB	2004
MORANT, Johnnie	Syracuse	WR	2004-06	HALL, DeAngelo	Virginia Tech	DB	2008
WATKINS, Todd	BYU	WR	2008-09	HOLLAND, Jonathan*	Louisiana Tech	WR-DB	2009
20				WARE, Jeremy	Michigan State	DB	2010
SIMPSON, Willie	San Francisco State	RB	1962	VAN DYKE, DeMarcus	Miami (Fla.)	DB	2011
HIPP, I.M	Nebraska	RB	1980	HANSON, Joselio	Texas Tech	DB	2012
CARR, Chetti	Northwest Oklahoma	WR	1987	LARSCHIED, Jack	Pacific	RB	1960-61
TEAL, Willie	Louisiana State	DB	1987	SMITH, Charles	Utah	RB	1968-74
LEWIS, Tahaun	Nebraska	DB	1991	McKINNEY, Odis	Colorado	DB	1980-86
EHEMANDU, Adimchindob*	California	RB	2006	HART, Harold*	Texas Southern	RB	1974-75
FULLER, Charles	San Francisco State	RB	1961-62	CRUDUP, Derrick	Oklahoma	DB	1989, 1991
POWERS, Warren	Nebraska	DB	1963-68	GORDON, Darrien	Stanford	DB	1999-00, 2002
COLZIE, Neal	Ohio State	DB	1975-78	CARR, Chris	Boise State	CB	2005-07
WATTS, Ted	Texas Tech	DB	1981-84	21			
McLEMORE, Chris	Arizona	RB	1987-88	KEYES, Bob	San Diego	RB	1960
PRICE, Dennis	UCLA	DB	1988-89	HARKEY, Lance	Illinois	DB	1987
HOSKINS, Derrick	Southern Mississippi	DB	1992-95	BROWN, Ron	Arizona State	DB	1990
CARTER, Perry	Mississippi	DB	1996-98	BATES, Patrick*	Texas A&M	DB	1994
JAMES, Tory	Louisiana State	DB	2000-02	WILLIAMSON, Fred	Northwestern	DB	1961-64
WARREN, Jimmy*	Illinois	DB	1970-74	BROWN, Willie	Grambling	DB	1967-78
FARGAS, Justin*	USC	RB	2003-05	BROWN, Larry	Texas Christian	DB	1996-97
McFADDEN, Darren	Arkansas	RB	2008-12	WOODSON, Charles	Michigan	DB	1998-05
21				HUFF, Michael	Texas	DB	2006-12
FLEMING, George	Washington	RB	1961	25			
LEWIS, Harold	Houston	RB	1962	TERESA, Tony	San Jose State	RB	1960
DORSEY, Dick	USC	WR	1962	VALDEZ, Vernon	San Diego	DB	1962
CALHOUN, Rick	Cal State-Fullerton	RB	1987	PHILLIPS, Irvin	Arkansas Tech	DB	1983
CARRINGTON, Darren	Northern Arizona	DB	1996	HARRISON, Rob	Sacramento State	RB	1987
SHEPPARD, Lito	Florida	DB	2011	PRIOR, Anthony	Washington State	DB	1998
BARTELL, Ron	Howard	DB	2012	GOODSON, Mike	Texas A&M	RB	2012
ALLEN, Eric	Arizona State	DB	1998-01	GIBSON, Claude	North Carolina State	DB	1963-65
MINGO, Gene	None	K	1964-65	LAND, Dan	Albany State	DB	1989-97
BIRD, Rodger	Kentucky	DB	1966-68	GARNER, Charlie	Tennessee	RB	2001-03
BRANCH, Cliff	Colorado	WR	1972-85	WALKER, Denard	LSU	DB	2004-05
FELLOWS, Ron	Missouri	DB	1987-88	BILETNIKOFF, Fred*	Florida State	WR	1967-78
LEWIS, Garry	Alcorn State	DB	1990-91	WILLIAMS, Ricky	Langston	DB	1985, 1987
MONTGOMERY, Tyrone	Mississippi	RB	1993-94	FARGAS, Justin*	USC	RB	2006-09
ASOMUGHA, Nnamdi	California	DB	2003-10	CARTWRIGHT, Rock	Kansas State	RB	2010-11
22				26			
MONTALBO, Mel	Utah State	DB	1962	McFARLANE, Nyle	BYU	DE	1960
GUY, Louie	Mississippi	DB	1964	HAWKINS, Clarence	Florida A&M	RB	1979
ALLEN, Jackie	Baylor	DB	1969	MOODY, Keith	Syracuse	DB	1980
WARREN, Jimmy*	Illinois	DB	1977	LEE, Pat	Auburn	DB	2012
CRAIG, Roger	Nebraska	RB	1991	THOMAS, Skip	USC	DB	1972-77
MINCY, Charles	Washington	DB	1999	McELROY, Vann	Baylor	DB	1982-90
HILL, Renaldo	Michigan State	CB	2005	KAUFMAN, Napoleon	Washington	RB	1995-00
RUSSELL, Gary	Minnesota	RB	2009	WOODSON, Rod	Purdue	DB	2002-03
McFADDEN, Walter	Auburn	CB	2010	WILSON, Nemiah*	Grambling	DB	1968-70
TODD, Larry	Arizona State	RB	1965-70	ROUTT, Stanford	Houston	DB	2005-11
WHITTINGTON, Arthur	Southern Methodist	RB	1978-81	27			
HAYNES, Mike	Arizona State	DB	1983-89	BOYNTON, George	East Texas State	DB	1962
SHAW, Terrance	Stephen F. Austin	DB	2002-03	MOSTARDI, Rich	Kent State	DB	1962
CROW, Wayne	California	RB-DB	1960-61	ELLISON, Glenn	Arkansas	RB	1971
WILLIAMS, Harvey	Louisiana State	RB-TE	1994-98	SMITH, Ron	Wisconsin	DB	1974
STARKS, Duane	Miami (Fla.)	CB	2006-07	RICH, Randy	New Mexico	DB	1978
MILLER, Justin	Clemson	DB	2008-09	GAINER, Derrick	Florida A&M	RB	1992
JONES, Taiwan	Eastern Washington	RB	201-12	JONES, Calvin*	Nebraska	RB	1994
28				SCOTT, Carey*	Kentucky State	DB	2002
RIVERA, Hank	Oregon State	DB	1962	JENKINS, Ronney	Northern Arizona	RB	2003
DICKINSON, Bo	Southern Mississippi	RB	1964	BROWN, Stevie	Michigan	DB	2010
SHERMAN, Rod*	USC	WR	1967	CANNAVINO, Joe	Ohio State	DB	1960-61
HORTON, Ethan*	North Carolina	RB-TE	1987	POWELL, Charlie	None	DE	1960-61



ALL-TIME NUMBERS

KRAKOSKI, Joe	Illinois	DB	1963-66
HAWKINS, Frank	Nevada, Reno	RB	1981-87
REDMOND, J.R.	Arizona State	RB	2003-04
BRANCH, Calvin	Colorado State	DB	1997-00, 2005
WASHINGTON, Fabian	Nebraska	CB	2005-07
BAKER, Rashad	Tennessee	DB	2007-08
GIORDANO, Matt	California	DB	2011-12

28

MACON, Ed	Pacific	DB	1960
HARRISON, Dwight	Texas A&I	DB	1980
BELL, Greg	Notre Dame	RB	1990
SHABAZZ, Sideeq	New Mexico State	DB	2003
ZEREOUE, Amos	West Virginia	RB	2004
WARD, B.J.	Florida State	DB	2007
WILSON, Gibril	Tennessee	DB	2008
PORTER, Joe	Rutgers	DB	2011
ADAMS, Phillip	South Carolina State	DB	2012
GARNER, Bob	Fresno State	DB	1961-62
DAVIS, Clarence	USC	RB	1971-78
ROBINSON, Greg	Northeast Louisiana	RB	1993-94
MONTGOMERY, Cle	Abilene Christian	RB-WR	1981-85
JORDAN, Randy	North Carolina	RB	1993, 1998-02

29

WHITE, Eugene	Florida A&M	RB	1962
SOMMER, Mike	George Washington	RB	1963
PROUT, Bob	Knox College	DB	1974
SMITH, Jimmy	Elon	RB	1984
TILLMON, Tony	Texas	DB	1987
DICKERSON, Eric	Southern Methodist	RB	1992
BATES, Patrick*	Texas A&M	DB	1993
TURNER, Eric*	UCLA	DB	1999
WILLIAMS, Brock	Notre Dame	DB	2004
TONGUE, Reggie	Oregon State	S	2005
ROSS, Brandian	Youngstown State	DB	2012
HARRIS, John	Santa Monica J.C.	DB	1960-61
WILLIAMS, Howie	Howard	DB	1964-69
GINN, Hubie	Florida A&M	RB	1976-78
CARTER, Russell	Southern Methodist	DB	1988-89
LEWIS, Albert	Grambling	DB	1994-98
BUSH, Michael	Louisville	RB	2007-11

30

HAGBERG, Roger	Minnesota	RB	1965-69
van EEGHEN, Mark	Colgate	RB	1974-81
TORAN, Stacey	Notre Dame	DB	1984-88
NEWMAN, Anthony	Oregon	DB	1998-99
SCHWEIGERT, Stuart	Purdue	DB	2004-07
BOYD, Jerome	Oregon	DB	2009, 11

31

LOTT, Billy	Mississippi	RB	1960
PORTER, Kerry	Washington State	RB	1989
DIXON, Rickey	Oklahoma	DB	1993
KING, Joe	Oklahoma State	DB	1995
LEVITT, Chad	Cornell	RB	1997
PERRYMAN, Raymond	Northern Arizona	DB	2001
FRANCIS, Coye	San Jose State	DB	2012
GARRETT, Carl	New Mexico Highlands	RB	1976-77
BUCHANON, Phillip	Miami (Fla.)	DB	2002-04
TATUM, Jack*	Ohio State	DB	1971-73
JENSEN, Derrick	Texas Arlington	RB-TE	1979-86
EUGENE, Hiram	Louisiana Tech	DB	2007-10

32

JONES, Jim	Washington	LB	1961
RIEVES, Charles*	Houston	LB	1962
JACKSON, Bobby	New Mexico State	RB	1964
JACKSON, Richard	Southern	LB	1966
WADDELL, Michael	North Carolina	DB	2008

BENNETT, Michael	Wisconsin	RB	2010
McCANN, Bryan	Southern Methodist	DB	2011
STEWART, Jeremy	Stanford	RB	2012
SHAW, Glenn	Kentucky	RB	1963-64
HIGHSMITH, Don	Michigan State	RB	1970-72
ALLEN, Marcus	USC	RB	1982-92
CROCKETT, Zack	Florida State	RB	1999-06
TATUM, Jack*	Ohio State	DB	1974-79

33

MAYBERRY, Doug	Utah State	RB	1963
CARTER, Louis	Maryland	RB	1975
ELLIS, Craig	San Diego State	RB	1987
WILLIAMS, Demise	Oklahoma State	DB	1987
BROOKS, Bucky	North Carolina	DB	1998
EASY, Omar	Penn State	FB	2005
RHODES, Dominic	Midwestern State	RB	2007
JENNINGS, Rick	Maryland	WR	1976-77
KING, Kenny	Oklahoma	RB	1980-85
ANDERSON, Eddie	Fort Valley State	DB	1987-97
DORSETT, Anthony	Pittsburgh	DB	2000-03
CANNON, Billy	Louisiana State	TE	1964-69
BRANCH, Tyvon	Connecticut	DB	2008-12

34

HART, Harold*	Texas Southern	RB	1978
HASTY, James	Washington State	DB	2001
BUCHANAN, Ray	Louisville	DB	2004
DAVIS, Jason	Illinois	RB	2008
KUNZ, Terry	Colorado	RB	1976-77
RUSSELL, Booker	Southwest Texas State	RB	1978-79
PRUITT, Greg	Oklahoma	RB	1982-84
JACKSON, Bo	Auburn	RB	1987-90
FENNER, Derrick	North Carolina	RB	1995-97
WILLIAMS, Jermaine	Houston	RB	1998-99
OTTO, Gus	Missouri	LB	1965-72
McCALLUM, Napoleon	U.S. Naval Academy	RB	1986, 1990-94
JORDAN, LaMont	Maryland	RB	2005-07
MITCHELL, Mike	Ohio	DB	2009-12

35

KOWALCZYK, Walt	Michigan State	RB	1961
PHILLIPS, Jess	Michigan State	RB	1975
TERRELL, David	Texas-El Paso	DB	2004
MORROW, Tom	Southern Mississippi	DB	1962-64
DIXON, Hewritt	Florida A&M	RB	1966-70
ROBISKIE, Terry	Louisiana State	RB	1977-79
O'STEEN, Dwayne	San Jose State	DB	1980-81
SMITH, Steve	Penn State	RB	1987-93
ASKA, Joe	Central Oklahoma	RB	1995-97
BOWIE, John	Cincinnati	DB	2007-09
CHEKWA, Chimdi	Ohio State	DB	2011-12

36

EDWARDS, Lloyd	San Diego State	TE	1969
MOORE, Manfred	USC	RB	1976
HILL, Greg	Oklahoma State	DB	1987
PARKER, Ron	Newberry	DB	2011
SPENCER, Shawntae	Pittsburgh	DB	2012
GRIFFITH, Justin	Mississippi State	RB	2007-08
DANIELS, Clemon	Prairie View	RB	1961-67
HUDSON, Bob	Northeast Oklahoma	RB	1973-74
DAVIS, Mike	Colorado	DB	1978-85
McDANIEL, Terry	Tennessee	DB	1988-97
GIBSON, Derrick	Florida State	DB	2001-06

37

RIDLEHUBER, Preston	Georgia	RB	1968
MacKINNON, Jacque	Colgate	TE	1970
REINFELDT, Mike	Wisconsin, Milwaukee	DB	1976
LLOYD, Doug	North Dakota State	RB	1991



ALL-TIME RAIDERS



George Atkinson

SCOTT, Carey*	Kentucky State	DB	2003
HAYES, Lester	Texas A&M	DB	1977-86
TRAPP, James	Clemson	DB	1993-98
HARRIS, Johnnie	Mississippi State	DB	1999-01
MILLER, Alan	Boston College	RB	1961-63, 1965
JOHNSON, Chris	Louisville	DB	2007-11

38

SMITH, James	Compton J.C.	RB	1960
BANKS, Estes	Colorado	RB	1967
KOY, Ted	Texas	TE	1970
BESS, Rufus	South Carolina State	DB	1979
HILL, Rod	Kentucky State	DB	1987
POOLE, Tyrone	Fort Valley State	CB	2006
ECHEMANDU, Adimchindor	California	RB	2007
NELMS, Cory	Miami (Fla.)	DB	2012
WILLIS, Chester	Auburn	RB	1981-84
BELL, Nick	Iowa	RB	1991-93
WALKER, Marquis	Southern Missouri	DB	1998-99
LOVE, Clarence	Toledo	DB	2002-03

39

URENDA, Herman	Pacific	WR	1963
HUBBARD, Marv*	Colgate	RB	1969
PICKENS, Bruce	Nebraska	DB	1995
ATKINS, Pervis	New Mexico State	WR	1965-66
STRACHAN, Steve	Boston College	RB	1985-89
JENNINGS, Brandon	Texas A&M	DB	2000-02
HALL, Willie	USC	LB	1975-78
SMITH, Kevin*	UCLA	TE	1992-93

40

WILSON, Marcus	Virginia	RB	1991
BRABHAM, Cary	Southern Methodist	DB	1994
RANKIN, Louis	Washington	RB	2009
ROBERSON, Bo	Cornell	WR	1962-65
BANASZAK, Pete	Miami (Fla.)	RB	1966-78
BERNS, Rick	Nebraska	RB	1982-83
RITCHIE, Jon	Stanford	RB	1998-02
COOPER, Jarrod	Kansas State	DB	2004-07
LEE, Zeph	USC	RB-DB	1987-89

41

RODERICK, John	Southern Methodist	WR	1968
WYATT, Alvin	Bethune-Cookman	DB	1970
FOSTER, Ron	Cal State-Northridge	DB	1987
GREENWOOD, David	Wisconsin	DB	1988
EDMONDS, Bobby Joe	Arkansas	WR	1989
RIDDICK, Louis	Pittsburgh	DB	1998
TONGA, Manase	BYU	RB	2011
WALKER, Fulton	West Virginia	DB	1985-86
VILLAPIANO, Phil	Bowling Green	LB	1971-79
JOHNSON, Eric	Nebraska	LB-DB	2000-03

42

JACKSON, Steve	Louisiana State	DB	1977
BALL, Eric	UCLA	RB	1995
RAY, Marcus	Michigan	DB	1999
NASH, Keyon	Albany State	DB	2004
LEE, ReShard	Middle Tennessee St.	RB	2006
CRAIG, Dobie	Howard Payne	WR	1962-63
MAXWELL, Tom	Texas A&M	DB	1971-73
JACKSON, Monte	San Diego State	DB	1978-82
MUELLER, Vance	Occidental	RB	1986-90
LOTT, Ronnie	USC	DB	1991-92
KIRBY, Terry	Virginia	RB	2000-02
LASKEY, Bill	Michigan	LB	1966-70
TURNER, Eric*	UCLA	DB	1997-98

43

COOLBAUGH, Bob	Richmond	WR	1961
COMBS, Derek	Ohio State	DB	2002
ATKINSON, George	Morris Brown	DB	1968-77
PATTERSON, Elvis	Kansas	DB	1990-93
LYNCH, Lorenzo	Sacramento State	DB	1996-97
MATTHEWS, Ira	Wisconsin	RB-WR	1979-81
SEALE, Sam*	Western State (Colo.)	WR-DB	1985-87
McCALL, Joe	Pittsburgh	RB	2003

44

GILLETT, Fred	Los Angeles State	TE	1964
WAYMER, Dave	Notre Dame	DB	1992
RATHMAN, Tom	Nebraska	RB	1994
JONES, Calvin*	Nebraska	RB	1995
LYONS, Lamar	Washington	DB	1996
NDUKWE, Chinedum	Notre Dame	DB	2011
SCHMITT, Owen	West Virginia	RB	2012
ADAMS, Stefan	East Carolina	DB	1986-89
OWENS, Burgess	Miami (Fla.)	DB	1980-82
HUBBARD, Marv*	Colgate	RB	1970-75
HETHERINGTON, Chris	Yale	FB	2003-04
LAWTON, Luke	McNeese State	RB	2008-09

45

SLOUGH, Greg*	USC	LB	1972
WILLIAMS, Henry	San Diego State	DB	1979
SPIVEY, Mike	Colorado	DB	1980
FULCHER, David	Arizona State	LB	1993
BUNCH, Jarrad	Michigan	RB	1994
McMILLIN, Jim	Colorado State	DB	1963-64
GRAYSON, David	Oregon	DB	1965-70
DAVIS, James	Southern	DB	1982-87
HARDEN, Mike	Michigan	DB	1989-90
HALL, Tim	Robert Morris	RB	1996-97
REECE, Marcel	Washington	RB	2008-12

46

JOYNER, L.C	Diablo Valley J.C	DB	1960
REYNOLDS, Billy	Pittsburgh	QB	1960
HERMANN, Dick	Florida State	LB	1965
ENYART, Bill	Oregon State	LB	1971
DORN, Torin	North Carolina	DB	1990-93
KIDD, Carl	Arkansas	DB	1995-96
COSTA, Dave	Utah	DT	1963-65
BANKSTON, Warren	Tulane	TE	1973-78
CHRISTENSEN, Todd	BYU	RB-TE	1979-88
O'NEAL, Oren	Arkansas State	RB	

47

BROWNE, Jim	Boston College	RB	1987
FRANK, Donald	Winston-Salem	DB	1994
BRAVO, Alex	Cal Poly, SLO	DB	1960-61
McCLOUGHAN, Kent	Nebraska	DB	1965-70
PHILLIPS, Charles	USC	DB	1975-80
WHEATLEY, Tyrone	Michigan	RB	1999-03
DOUGHERTY, Bob	Kentucky	LB	1960-63
QUEEN, Jeff	Morgan State	RB-TE	1972-73



ALL-TIME NUMBERS

BESSILLIEU, Don	Georgia Tech	DB	1983, 1985
48			
RIEVES, Charles*	Houston	LB	1963
MUSTAFAA, Najee	Georgia Tech	DB	1995
CHRISTENSON, Brandon	NW Oklahoma State	TE	2002
HILL, Kenny	Yale	DB	1981-83
DAVISON, Jerone	Arizona State	RB	1996-97
BUDNESS, Bill	Boston University	LB	1964-70
WILSON, Nemiah*	Grambling	DB	1971-74
WASHINGTON, Lionel*	Tulane	DB	1987-94

49			
WILLIAMS, Willie	Grambling	DB	1966
MORRISON, Dave	Southwest Texas State	DB	1968
TAYLOR, Billy	Texas Tech	RB	1982
COOPER, Earl	Rice	TE	1986
JACKSON, Victor	Bowie State	DB	1987
BENDER, Wes	USC	RB	1994
POPE, Marquez*	Fresno State	DB	2001
OLAWALE, Jamize	North Texas	RB	2012
SIANI, Mike	Villanova	WR	1972-77
SIMPSON, Jack*	Mississippi	LB	1962-63
WEATHERS, Carl	San Diego State	LB	1970-71
FOSCHI, John Paul	Georgia Tech	FB	2005-06

50			
OTTO, Jim*	Miami (Fla.)	C	1960
SIMPSON, Jack*	Mississippi	LB	1964
BYRD, Darryl*	Illinois	LB	1987
VANN, Norwood	East Carolina	LB	1988
WILSON, Otis	Louisville	LB	1989
TUI TELE, Maugaula	Colorado State	LB	2004
DALBY, Dave	UCLA	C-G	1972-85
BENSON, Duane	Hamline	LB	1967-71
ELLISON, Riki	USC	LB	1990-92
MORTON, Mike	North Carolina	LB	1995-98
BARTON, Eric	Maryland	LB	1999-03
EKEJIUBA, Isaiah	Virginia	LB	2005-09
GOETHEL, Travis	Arizona State	LB	2010-12

51			
BARNES, Rodrigo	Rice	LB	1976
BROWNER, Keith	Southern California	LB	1987
LEWIS, Bill	Nebraska	C-G	1986-89
CARROLL, Joe	Pittsburgh	LB	1972-73
NELSON, Bob	Nebraska	LB	1980-85
WALLACE, Aaron*	Texas A&M	LB-DE	1990-95
JOHNSTONE, Lance	Temple	DE	1996-00, 2006
JOHNSON, Tim	Youngstown State	LB	2002-05
MORRIS, Chris*	Michigan State	C-G	2007-09
CURRY, Aaron	Wake Forest	LB	2011-12

52			
BARNES, Larry	Colorado State	LB	1960
HOPKINS, Jerry	Texas A&M	LB	1968
MERRILL, Mark	Minnesota	LB	1984
MUIRBROOK, Shay	BYU	LB	1997
WHEELER, Philip	Georgia Tech	LB	2012
ROMANO, Jim	Penn State	C	1982-84
WILLIAMSON, J.R.	Louisiana Tech	LB	1964-67
WEAVER, Gary	Fresno State	LB	1973-74
RICE, Floyd	Alcorn A&M	LB	1976-77
WESTBROOKS, Greg	Colorado	LB	1978-81
CELOTTO, Mario	USC	LB	1980-81
KING, Linden	Colorado State	LB	1986-89
JONES, Mike	Missouri	LB	1991-96
HARVEY, Richard	Tulane	LB	1998-99
MORRISON, Kirk	San Diego State	LB	2005-09
GROVES, Quentin	Auburn	LB	2010-11

53			
BANSAVAGE, Al	USC	LB	1961
NOBLE, Mike	Stanford	LB	1987
GAITHER, Omar	Tennessee	LB	2012
IHENACHO, Carl	San Jose State	LB	2012
BIRDWELL, Dan	Houston	DT	1962-69
MARTIN, Rod	USC	LB	1977-88
FREDRICKSON, Rob	Michigan State	LB	1994-97
SMITH, Travian*	Oklahoma	LB	1998-01
ROMANOWSKI, Bill	Boston College	LB	2002-03
HOWARD, Thomas	UTEP	LB	2006-10

54			
RUBKE, Karl	USC	DE	1968
BONNESS, Rik	Nebraska	LB	1976
WATTS, Robert	Boston College	LB	1978
BRACELIN, Greg	California	LB	1981
PETERSON, Calvin	UCLA	LB	1982
DUFALUT, Paul	New Hampshire	C-G	1987
SO'OTO, Vic	BYU	LB	2012
WILLIAMS, Sam	Fresno State	LB	2003-10
MENDENHALL, Terry	San Diego State	LB	1971-72
DENNERY, Mike	Southern Mississippi	LB	1974-75
BYRD, Darryl*	Illinois	LB	1983-84
McKENZIE, Reggie	Tennessee	LB	1985-88
BENSON, Tom	Oklahoma	LB	1989-92
BIEKERT, Greg	Colorado	LB	1993-01

55			
GORDON, Alex	Cincinnati	LB	1990
PIERSON, Shurron	South Florida	LB	2003
FOLSTON, James	Northeast Louisiana	LB	1994-98
MORRIS, Riley*	Florida A&M	DE	1960-61
CONNERS, Dan*	Miami (Fla.)	LB	1966-74
MILLEN, Matt	Penn State	LB	1980-88
BROOKS, Bobby	Fresno State	LB	1999-01
CLARK, Danny	Illinois	LB	2004-05
ALSTON, Jon*	Stanford	LB	2008-09
McCLAIN, Rolando	Alabama	LB	2010-12
THOMAS, Robert*	UCLA	LB	2006-07

56			
KOEGEL, Warren	Penn State	C	1971
McCOLL, Milt	Stanford	LB	1988
SWORD, Sam	Michigan	LB	1999
NIXON, David	BYU	LB	2009
BLACKSTOCK, Darryl	Virginia	LB	2011
BURRIS, Miles	San Diego State	LB	2012
MATSOX, Arch	Michigan State	LB	1963-65
OLIVER, Ralph	USC	LB	1968-69
BARNES, Jeff	California	LB	1977-87
BRUCE, Aundray*	Auburn	DE	1992-94
SWILLING, Pat	Georgia Tech	DE	1995-96, 1998
MILLS, John Henry	Wake Forest	LB-TE	1997-98
SMITH, Travian*	Oklahoma	LB	2002-04
BURGESS, Derrick	Mississippi	DE	2005-08

57			
BLANKENSHIP, Greg	Cal State-Hayward	LB	1976
HAWKINS, Mike	Texas A&I	LB	1982
KELLY, Joe	Washington	LB	1993
WOODEN, Terry	Syracuse	LB	1998
RIDDLE, Ryan	California	LB	2005
CLAYTON, Keenan	Oklahoma	LB	2012
McCLANAHAN, Randy	SW Louisiana	LB	1977, 1980-82
HUDDLESTON, John	Utah	LB	1978-79
CALDWELL, Tony	Washington	LB	1983-85
ROBINSON, Jerry	UCLA	LB	1985-91
HOLMBERG, Rob	Penn State	LB	1994-97
COLEMAN, Rod	East Carolina	DT	1999-03
BROWN, Ricky	Boston College	LB	2006-11



ALL-TIME RAIDERS

58

SCHMAUTZ, Ray	San Diego State	LB	1966
SLOUGH, Greg*	USC	LB	1971
ELLIS, Jim	Boise State	LB	1987
SHIPP, Jackie	Oklahoma	LB	1989
FRANKLIN, Keith	South Carolina	LB	1995
DIXON, Ernest	South Carolina	LB	1998
CLEMONS, Chris	Georgia	LB-DE	2007
EDWARDS, Kalimba	South Carolina	DE	2008
NORRIS, Slade	Oregon State	LB	2009
TOLLEFSON, David	NW Missouri State	DE	2012
ALEXANDER, Elijah	Kansas State	LB	2000-01
JOHNSON, Monte	Nebraska	LB	1973-80
SQUIREK, Jack	Illinois	LB	1982-85
JIMERSON, A.J	Norfolk State	LB-DE	1990-91
HARRIS, Napoleon	Northwestern	LB	2002-04
DAVIS II, Bruce	UCLA	LB	2010-11

59

ADAMS, Stanley	Memphis State	LB	1984
BURTON, Ron	North Carolina	LB	1990
BELL, Anthony	Michigan State	LB	1992
DYSON, Matt	Michigan	DT-LB	1995
BUTCHER, Paul	Wayne State	LB	1996
WILLIAMS, K.D	Henderson State	LB	1999
ATKINS, Larry	UCLA	LB	2003
KIMMEL, Jamie	Syracuse	LB	1986-88
WALLACE, Aaron*	Texas A&M	LB-DE	1997-97
THOMAS, William	Texas A&M	LB	2000-01
GRANT, DeLawrence*	Oregon State	DE-LB	2004-05
CONDO, Jon	Maryland	LS	2007-12

60

LILES, Alva	Boise State	DT	1980
ACKERMAN, Rick*	Memphis State	DT	1987
LOPER, Daniel	Texas Tech	G	2010
MARSH, Curt	Washington	G	1981-86
GRAVES, Rory	Ohio State	T	1988-91
LOUDERBACK, Tom	San Jose State	LB	1960-61
CONNERS, Dan*	Miami (Fla.)	LB	1964-65
SISTRUNK, Otis	None	DE-DT	1972-79

61

ROEDEL, Herb	Marquette	G	1961
OGAS, Dave	San Diego State	LB	1968
McMATH, Herb	Morningside	DT	1976
TAUTOLO, John	UCLA	T	1987
FREEMAN, Mike	Arizona	G	1988
HART, Roy	South Carolina	DT	1991
MORRIS, Chris*	Michigan State	C-G	2006
WARREN, Gerard	Florida	DT	2007-09
STALLS, Dave	Northern Colorado	DT	1983, 1985
WISNIEWSKI, Stefen	Penn State	G-C	2011-12

62

REGENT, Shawn	Boston College	C	1987
NEWBERRY, Jeremy	California	C	2007
KRUSE, Bob	Wayne State	G	1967-68
KINLAW, Reggie	Oklahoma	DT	1979-84
TREU, Adam	Nebraska	C-G-T	1997-06

63

SMITH, Willie	Michigan	G-T	1961
SPENCER, Ollie	Kansas	G	1963
PYLES, David	Miami (Ohio)	T	1987
UPSHAW, Gene	Texas A&I	G	1967-81
GESEK, John	Sacramento State	G	1987-89
ROBBINS, Barret	Texas Christian	C	1995-03

64

DICKERSON, Andy	California Lutheran	G	1987
MIRALDI, Dean	Utah	G	1987

BROWN, Ron*	USC	DE	1988
SABAL, Ron	Purdue	T	1960-61
BUEHLER, George	Stanford	G	1969-78
JENKINS, Robert	UCLA	T	1994-96
DINAPOLI, Gennaro	Virginia Tech	G	1998-99
GROVE, Jake	Virginia Tech	C-G	2004-08
PEAT, Todd	Northern Illinois	G	1990, 1992-93
SATELE, Samson	Hawaii	C	2009-11

65

BRISIEL, Mike	Colorado State	G	2012
HAWKINS, Wayne	Pacific	G	1960-70
SEILER, Paul	Notre Dame	T	1971-73
MARVIN, Mickey	Tennessee	G	1977-87
MONTOYA, Max	UCLA	G	1990-94
SIMS, Barry	Utah	G-T	1999-07

66

ARMSTRONG, Ramon	Texas Christian	T	1960
BISHOP, Sonny	Fresno State	G	1963
BRYANT, Warren	Kentucky	T	1984
WHITLEY, Curtis	Clemson	C-G	1997
WRIGHT, Steve	Northern Iowa	T	1987-93
GOGAN, Kevin	Washington	G	1994-96
CARLISLE, Cooper	Florida	G	2007-12
SYLVESTER, Steve	Notre Dame	C-G-T	1975-83
WALKER, Langston*	California	T-G	2002-06

67

MANOUKIAN, Don	Stanford	G	1960
CAMPBELL, Stan	Iowa State	G	1962
RICE, Harold	Tennessee State	DE	1971
BLACK, Barry	Boise State	G	1987
BOOTHE, Kevin	Cornell	G	2006
PARSONS, Alex	USC	G-C	2012
TOOMAY, Pat	Vanderbilt	DE	1977-79
TURK, Dan	Wisconsin	C	1989-96
STONE, Ron	Boston College	G	2004-05
MISCHAK, Bob*	U.S. Military Academy	TE-G	1964-65
WHEELER, Dwight	Tennessee State	C-T	1984, 1987-88
MARYLAND, Russell*	Miami (Fla.)	DT	1997-99

68

DITTRICH, John	Wisconsin	G	1960
MARINOVICH, Marv	USC	G	1965
PYLE, Palmer	Michigan State	G	1966
BELL, Joe	Norfolk State	DE	1979
GRAHAM, Aaron	Nebraska	C	2001
CUNNINGHAM, Rick	Texas A & M	T	1996-98
ROBINSON, Johnny	Louisiana Tech	DT-DE	1981-83
WILKERSON, Bruce	Tennessee	G-T	1987-94, 1998
VELDHEER, Jared	Hillsdale	T-C	2010-12

69

FICCA, Dan	USC	G	1962
ZOGG, John	Boise State	G	1987
MARTEN, James	Boston College	T	2008
BARNES, Khalif	Washington	T	2009-12

70

JAGIELSKI, Harry	Indiana	DT	1961
NICKLAS, Pete	Baylor	T	1962
FREEMAN, Russell	Georgia Tech	T	1995
BERGSTROM, Tony	Utah	G-T	2012
KLEIN, Dick	Iowa	T	1963-64
HARVEY, James	Mississippi	G	1966-71
LAWRENCE, Henry	Florida A&M	T	1974-86
MYLES, Toby	Jackson State	G-T	2000-01
BADGER, Brad	Stanford	G-T	2002-06
DAVIS, Scott	Illinois	DE	1988-91, 1994
WALKER, Langston*	California	T-G	2009-10



ALL-TIME NUMBERS

71

ROBERTS, Cliff	Illinois	DT	1961
NOVSEK, Joe	Tulsa	DE	1962
TYSON, Richard	Tulsa	G	1966
PATTEN, Joel	Duke	T	1991
HOLMES, Lester	Jackson State	G	1997
WADE, John	Marshall	C	2008
WAND, Seth	NW Missouri State	T	2008
MASON, Lindsey	Kansas	T	1978-81
PERRY, Gerald	Southern	T	1993-95
PARKS, Nate	Stanford	G-T	1999-00
HULSEY, Corey	Clemson	G-T	2003-06
DOTSON, Al	Grambling	DT	1968-70
KORVER, Kelvin	Northwestern (Iowa)	DT	1973-77
PICKEL, Bill	Rutgers	DT-DE	1983-90

72

TRUAX, Dalton	Tulane	DT	1960
SMITH, Hal	UCLA	DT	1961
PEARS, Erik	Colorado State	G-T	2009
BARKSDALE, Joe	LSU	T	2011
KENNEDY, Lincoln	Washington	T	1996-03
NORRIS, Jim	Houston	DT	1962-64
MATUSZAK, John	Tampa	DE-DT	1976-82
MOSEBAR, Don	USC	C-G-T	1983-94
KOHN, Tim	Iowa State	G	1997, 1999

73

LOCKLIN, Billy Ray	New Mexico State	G	1960
BREWINGTON, Jim	North Carolina College	T	1961
DIEHL, John	Virginia	DT	1965
KENT, Greg	Utah	T	1966
SLIGH, Richard	North Carolina College	T	1967
GIPSON, Tom	North Texas State	DT	1971
WINANS, Jeff	USC	G-DT	1976
McRAE, Charles	Tennessee	T	1996
HANNAH, Charley	Alabama	G	1983-88
FITZPATRICK, James	USC	G-T	1990-91
MIDDLETON, Frank	Arizona	G	2001-04
McMURTRY, Chuck	Whittier	DT	1962-63
BROWNING, Dave	Washington	DE-DT	1978-82
ASHMORE, Darryl*	Northwestern	G-T	1998-2000

74

OGLESBY, Paul	UCLA	T	1960
BROWN, Doug	Fresno State	DT	1964
ZECHER, Rich	Utah State	T	1965
RODRIGUEZ, Mike	Alabama	DT	1987
LACHEY, Jim	Ohio State	T	1988
KOCH, Pete	Maryland	DE	1989
GRAHAM, Derrick	Appalachian State	G	1998
JORDAN, Shelby	Washington (Mo.)	T	1983-86
STINCHCOMB, Matt	Georgia	T	1999-03
GREEN, Cornell	Central Florida	T	2007-09
KEATING, Tom	Michigan	DT	1966-72
ROWE, Dave	Penn State	DT	1975-78
PEAR, Dave	Washington	DT	1979-80
REESE, Archie	Clemson	DT	1982-83
HARRISON, Nolan	Indiana	DT-DE	1991-96
CAMPBELL, Bruce	Maryland	G	2010-11

75

CHURCHWELL, Hansen	Mississippi	DT	1960
STRIEGEL, Bill	Pacific	LB	1960
DANIELS, David	Florida A&M	DT	1966
HARLOW, Pat*	USC	T	1996
LEKKERKERKER, Brad	UC Davis	T	2005
HEYER, Stephon	Maryland	T	2011
STONE, Jack	Oregon	T	1961-62

RICE, Ken	Auburn	T	1964-65
VELLA, John	USC	G-T	1972-79
HENDERSON, Mario	Florida State	T	2007-10
LONG, Howie	Villanova	DE-DT	1981-93
COOPER, Chris	Nebraska-Omaha	DT	2001-03

76

FINNERAN, Garry	USC	DT	1961
BROWN, Charles	Houston	T	1962
BOYD, Greg	San Diego State	DT	1984
BELCHER, Kevin	Wisconsin	T	1985
NIX, Lucas	Pittsburgh	G	2012
SVIHUS, Bob	USC	T	1965-70
MURANSKY, Ed	Michigan	G-T	1982-84
HOLLOWAY, Brian	Stanford	G-T	1987-88
WISNIEWSKI, Steve	Penn State	G	1989-01
GALLERY, Robert	Iowa	T-G	2004-10
BROWN, Bob	Nebraska	T	1971-73
McCOY, Mike	Notre Dame	DT	1977-78
HARLOW, Pat*	USC	T	1997-98

77

BARBEE, Joe	Kent State	T	1960
SHIRKEY, George	Stephen F. Austin	DT	1962
MIX, Ron	USC	T	1971
CHAPMAN, Ted	Maryland	DE	1987
ASHMORE, Darryl*	Northwestern	G-T	2001
WONG, Joe	BYU	G-T	2003
HARRIS, Kwame	Stanford	T	2008
JACOBS, Proverb	California	T	1963-64
LASSITER, Issac	St. Augustine	DE	1965-69
SMITH, Bubba	Michigan State	DE	1973-74
PHILYAW, Charles	Texas Southern	DE	1976-79
CAMPBELL, Joe	Maryland	DE	1980-81
ALZADO, Lyle	Yankton	DE	1982-85
RIEHM, Chris	Ohio State	G	1986-88
McELROY, Reggie	West Texas State	G-T	1991-92
STEPHENS, Rich	Tulsa	G-T	1992-96
HAWTHORNE, Anttaj	Wisconsin	DT	2005-06
SHAUGHNESSY, Matt	Wisconsin	DE	2009-12

78

WARZEKA, Ron	Montana State	DE	1960
VOIGHT, Bob	Los Angeles State	DE	1961
MIRICH, Rex*	Northern Arizona	DT	1966
ARCHER, Dan	Oregon	T	1967
CLAY, John	Missouri	T	1987
WHITTAKER, Scott	Kansas	C-T	1997
WAKEFIELD, Fred	Illinois	OL-DL	2008
SHELL, Art	Maryland State	T	1968-82
SKREPENAK, Greg	Michigan	T	1992-95
SLAUGHTER, Chad	Alcorn State	T	2002-06
YOUSO, Frank	Minnesota	T	1963-65
ROTHER, Tim	Nebraska	T-DT	1989-90

79

DESKINS, Don	Michigan	G	1960
PETERS, Volney	USC	DT	1961
TRASK, Orville	Rice	DE	1962
BELWAY, Brian	Calgary	DT	1987
LANIER, Ken	Florida State	T	1993
SMITH, Willie	East Carolina	T	2012
SCHUH, Harry	Memphis State	T	1965-70
DAVIS, Bruce	UCLA	T	1979-87
KYSAR, Jeff	Arizona State	T	1995-96
COLLINS, Mo	Florida	G-T	1998-03
McQUISTAN, Paul	Weber State	G	2006-09
MEDLIN, Dan	North Carolina State	G	1974-76, 1979
GOLIC, Bob	Notre Dame	DT	1989-92
HENDERSON, John	Tennessee	DT	2010-11



ALL-TIME RAIDERS



Rod Streater

80

ALEXANDER, Mike	Penn State	WR	1989
COPELAND, Horace	Miami (Fla.)	WR	1999
RISON, Andre	Michigan State	WR	2000
GABRIEL, Doug*	Central Florida	WR	2006
HAGAN, Derek*	Arizona State	WR	2011
STREATER, Rod	Temple	WR	2012
MILLER, Zach	Arizona State	TE	2007-10
ALLEN, Dalva	Houston	DE	1962-64
STEWART, Joe	Missouri	WR	1978-79
BARNWELL, Malcolm	Virginia Union	WR	1981-84
LOFTON, James	Stanford	WR	1987-88
HOBBS, Daryl	Pacific	WR	1993-96
HOWARD, Desmond	Michigan	WR	1997-98
RICE, Jerry	Mississippi Valley St.	WR	2001-04
FIELDS, George	Bakersfield J.C	DT	1960-61
THOMS, Art	Syracuse	DT	1969-76

81

GOLDSTEIN, Alan	North Carolina	WR	1960
LATHAN, Greg	Cincinnati	WR	1987
SCHILENS, Chaz	San Diego State	WR	2008-11
WELLS, Warren	Texas Southern	WR	1967-70
BRADSHAW, Morris	Ohio State	WR	1974-81
BROWN, Tim	Notre Dame	WR	1988-03
OSBORNE, Clancy	Arizona State	LB	1963-64
PARKER, Andy	Utah	TE	1984-88, 1990

82

MITCHELL, Tom	Bucknell	TE	1966
EASON, John	Florida A&M	TE	1968
BRANTON, Gene	Texas Southern	TE	1987
WHEELER, Ron	Washington	TE	1987
JONES, David	Delaware State	TE	1992
STRONG, Darrell	Pittsburgh	TE	2008
HARDY, Charles	San Jose State	WR	1960-62
JONES, Horace	Louisville	DE	1971-75
BRUNSON, Larry	Colorado	WR	1978-79
MUHAMMAD, Calvin	Texas Southern	WR	1982-83
HOLLAND, Jamie	Ohio State	WR	1990-91
JETT, James	West Virginia	WR	1993-02
BARRETT, Jan	Fresno State	TE	1963-64
JOHNSON, Teyo	Stanford	TE	2003-04
GORDON, Richard	Miami (Fla.)	TE	2011-12

83

AIKENS, Carl	Northern Illinois	WR	1987
SMITH, Kevin*	UCLA	TE	1994
SANTIAGO, O.J	Kent State	TE	2003
DAVIDSON, Ben	Washington	DE	1964-71
MOFFETT, Tim	Mississippi	WR	1985-86
GAULT, Willie	Tennessee	WR	1988-93
KNIGHT, Marcus	Michigan	WR	2001-02
ASAD, Doug	Northwestern	TE	1960-61
HENDRICKS, Ted	Miami (Fla.)	LB	1975-83
DUDLEY, Rickey	Ohio State	TE	1996-00
ANDERSON, Courtney	San Jose State	TE	2004-06
MYERS, Brandon	Iowa	TE	2009-12

84

HOISINGTON, Al	Pasadena J.C.	WR	1960
BOYDSTON, Max	Oklahoma	TE	1962
HEROCK, Ken*	West Virginia	TE	1967
PERRY, Mario	Mississippi	TE	1987
HOUSHMANDZADEH, T.J.	Oregon State	WR	2011
CRINER, Juron	Arizona	WR	2012
POWELL, Art	San Jose State	WR	1963-66
CLINE, Tony	Miami	DE	1970-75
HESTER, Jessie	Florida State	WR	1985-87

SHEDD, Kenny	Northern Iowa	WR	1996-99
PORTER, Jerry	West Virginia	WR	2000-07
RAMSEY, Derrick	Kentucky	TE	1978-83
DYAL, Mike	Texas A&I	TE	1989-90
DUFF, John	New Mexico	TE-DE	1993-94
WALKER, Javon	Florida State	WR	2008-09

85

CAVALLI, Carmen	Richmond	DE	1960
PITTS, Frank	Southern	WR	1974
JORDAN, Charles	Long Beach CC	WR	1993
WILLIAMS, Marcus	Washington State	TE	2002
CHANDLER, Bob	USC	WR	1980-82
WILLIAMS, Dokie	UCLA	WR	1983-87
GRADY, Sam	Tennessee	WR	1990-92
MICKENS, Terry	Florida A&M	WR	1998-00
OATS, Carleton	Florida A&M	DT	1965-72
HINTON, Marcus	Alcorn State	TE	1995-96
GABRIEL, Doug*	Central Florida	WR	2003-05
MAJSEN, John	Utah	TE	2006-08
HEYWARD-BEY, Darius*	Maryland	WR	2010-12

86

BURCH, Gerald	Georgia Tech	TE	1961
SMITH, Jim	Michigan	WR	1985
BROWN, Derek	Notre Dame	TE	1998
WALKER, Derrick	Michigan	TE	1999
STONE, John*	Wake Forest	WR	2003
STEWART, Tony	Penn State	TE	2007-09
HARDMAN, Cedrick	North Texas State	DE	1980-81
FERNANDEZ, Mervyn	San Jose State	WR	1987-92
ISMAL, Raghib	Notre Dame	WR	1993-95
HEROCK, Ken*	West Virginia	TE	1963-65
FAIRBAND, Bill	Colorado	LB	1967-68
IRONS, Gerald	Maryland State	LB	1970-75
WILLIAMS, Roland	Syracuse	TE	2001-02, 2004
WILLIAMS, Randal	New Hampshire	TE	2005-06
AUSBERRY, David	USC	TE	2011-12

87

MISCHAK, Bob*	U.S. Military Academy	TE-G	1963
HASSELBECK, Don	Colorado	TE	1983
LOCKETT, Wade	Cal State-Fullerton	WR	1987
BARTLEWSKI, Rich	Fresno State	TE	1990
LELIE, Ashley	Hawaii	WR	2008
BOSS, Kevin	Western Oregon	TE	2011
WHITTED, Alvis	North Carolina State	WR	2002-06
MIRICH, Rex*	Northern Arizona	DT	1964-65
CHESTER, Raymond*	Morgan State	TE	1970-72
CASPER, Dave	Notre Dame	TE	1974-80, 1984
JUNKIN, Trey*	Louisiana Tech	TE	1985-89
GLOVER, Andrew	Grambling	TE	1991-96
BRIGHAM, Jeremy	Washington	TE	1998-02



ALL-TIME NUMBERS

88

PREBOLA, Gene	Boston University	TE	1960
SWEENEY, Steve	California	WR	1973
SEALE, Sam*	Western State (Colo.)	WR-DB	1984
BARCKSDALE, Rod	Arizona	WR	1986
PATTISON, Mark	Washington	WR	1986
WILLIAMS, Jamie	Nebraska	TE	1994
CASH, Kerry	Texas	TE	1995
ROSENSTEIL, Bob	Eastern Illinois	TE	1997
FLEMISTER, Zeron	Iowa	TE	2005
JELACIC, Jon	Minnesota	DE	1961-64
BUIE, Drew	Catawba	WR	1969-71
MARTINI, Rich	UC Davis	WR	1979-80
WOODS, Chris	Auburn	WR	1987-88
WRIGHT, Alexander	Auburn	WR	1992-94
TRUITT, Olanda	Mississippi State	WR	1996-97
WILLIAMS, Rodney	Arizona	WR	1998-99
MILLER, Bill	Miami (Fla.)	WR	1964, 1966-68
KOCOUREK, Dave	Wisconsin	TE	1967-68
MOORE, Bob	Stanford	TE	1971-75
KWALICK, Ted	Penn State	TE	1975-77
CHESTER, Raymond*	Morgan State	TE	1978-81
HORTON, Ethan*	North Carolina	RB-TE	1989-93
DUNN, David	Fresno State	WR-KR	2000-01
FULCHER, Mondriel	Miami (Fla.)	TE	2000-02
JOLLEY, Doug	BYU	TE	2002-04
ADKISSON, James	South Carolina	TE	2005-06

89

CURRY, Ronald*	North Carolina	WR	2003-08
MILLER, Nick	Southern Utah	WR	2009-11
WINKIN, Trey*	Louisiana Tech	TE	1996

90

McCOY, Larry	Lamar	LB	1984
GOODLOW, Darryl	Oklahoma	LB	1987
COLEMAN, Kenyon	UCLA	DE	2002
GILBERT, Sean	Pittsburgh	DT	2003
JONES, Willie	Florida State	DE	1979-82
WISE, Mike	UC Davis	DE	1986-90
JACKSON, Grady	Knoxville	DT	1997-01
SANDS, Terdell*	Tenn. Chattanooga	DT	2004-08
BRYANT, Desmond	Harvard	DT	2009-12

91

JACKSON, Leonard	Oklahoma State	LB	1987
WASHINGTON, Ronnie	Northeast Louisiana	LB	1987
CRAWFORD, Jack	Penn State	DE	2012
UPSHAW, Regan	California	DE	2000-02
BRAYTON, Tyler	Colorado	DE	2003-07
SCOTT, Trevor	Buffalo	DE-LB	2008-11
VAN PELT, Brad	Michigan State	LB	1984-85
McGLOCKTON, Chester	Clemson	DT	1992-97

92

MORRIS, Riley*	Florida A&M	DE	1962
McMILLEN, Dan	Colorado	LB	1987
KING, Emanuel	Alabama	LB	1989
COLLONS, Ferric	California	DT	1993
GLOVER, La'Roi	San Diego State	DT	1996
AMEY, Vince	Arizona State	DT	1998
SANDS, Terdell*	Tenn. Chattanooga	DT	2003
IOANE, Junior	Arizona State	DT	2000-02
WASHINGTON, Ted	Louisville	DT	2004-05
SEYMOUR, Richard	Georgia	DE-DT	2009-12

93

HARRIS, James	Temple	DE	1998-99
ARMSTRONG, Trace	Florida	DE	2001-03
TOWNSEND, Greg	Texas Christian	DE-LB	1983-93, 97
BALL, Jerry	Southern Methodist	DT	1994-96
KELLY, Tommy	Mississippi State	DT	2004-12

94

GOLTZ, Rick	Simon Fraser	DE	1987
COSTELLO, Joe	Central Connecticut	LB	1989
STUBBLEFIELD, Dana	Kansas	DT	2003
GBAJA-BIAMILA, Akbar*	San Diego State	DE-LB	2004
HUNTLEY, Kevin	Kansas State	DE	2006
ALSTON, Jon*	Stanford	LB	2007
THOMAS, Robert*	UCLA	LB	2008
JOSEPH, William*	Miami (Fla.)	DT	2009
ALFORD, Jay	Penn State	DT	2010
FRANKS, Elvis	Morgan State	DE	1985-86
SMITH, Anthony	Arizona	DE	1991-97
BRYANT, Tony	Florida State	DE	1999-02
MOSS, Jarvis	Florida	DE	2010-11

95

BUCZKOWSKI, Bob	Pittsburgh	DE	1987
CORMIER, Joe	USC	LB	1987
CHARLES, Mike	Syracuse	DT	1990
GRANT, DeLawrence*	Oregon State	DE-LB	2001
ADAMS, Sam	Texas A&M	DT	2002
BROMELL, Lorenzo	Clemson	DE	2003
JASPER, Ed	Texas A&M	DT	2005
COOPER, Marquis	Washington	LB	2008
BRODINE, Mason	Nebraska-Kearney	DE	2011
BURNETT, Kaelin	Nevada	LB	2012
ROBBINS, Austin	North Carolina	DT	1994-95, 2000

96

BROWN, Ron*	USC	DE	1987
WHITE, Alberto	Texas Southern	DE	1994
JOSEPH, William*	Miami (Fla.)	DT	2008
BILUKIDI, Christo	Georgia State	DT	2012
IRONS, Grant	Notre Dame	DE	2003-06
WIMBLEY, Kameron	Florida State	LB	2010-11
TAYLOR, Malcolm	Tennessee State	DT	1987-88
RUSSELL, Darrell	USC	DT-DE	1997-01

97

ACKERMAN, Rick*	Memphis State	DT	1984
GRIMES, Phil	Central Missouri	DE	1987
MRAZ, Mark	Utah State	DE	1989
MARYLAND, Russell*	Miami (Fla.)	DT	1996
CARTER, Andre	California	DE	2012
BROUGHTON, Willie	Miami	DT	1992-93
PANRELLA, John	Nebraska	DT	2002-04
GUNHEIM, Greyson	Washington	DE	2008-09

98

HUNLEY, Ricky	Arizona	LB	1989-90
JOHNSON, Kevin	Texas Southern	DT	1997
MICKELL, Darren	Florida	DE	2001
GBAJA-BIAMILA, Akbar*	San Diego State	DE-LB	2003
RICHARDSON, Jay	Ohio State	DE	2007-09
HAMILTON, Bobby	Southern Mississippi	DE	2004-05
WILLIS, Mitch	Southern Methodist	DT	1985-88
OSBORNE, Chuck	Arizona	DT	1998-99

99

VAUGHAN, Ruben	Colorado	DT-DE	1982
BALDWIN, Keith	Texas A&M	DE	1988
ELLIS, Greg	North Carolina	DE	2009
JONES, Sean	Northeastern	DE	1984-87
MOSS, Winston	Miami (Fla.)	LB	1991-94
BRUCE, Aundray*	Auburn	DE	1995-98
TAVES, Josh	Northeastern	DE	2000-01
GRANT, DeLawrence*	Oregon State	DE-LB	2002-03
SAPP, Warren	Miami (Fla.)	DT	2004-07
HOUSTON, Lamarr	Texas	DE	2010-12



SIGNIFICANT TRADES

- 1960** • Carl Isaacs from New York Titans for LB Leon Dombroski.
• HB Buddy Allen from Denver for eighth-round draft choice.
• DE Charlie Powell from Los Angeles Chargers for WR Don Norton.
- 1961** • T Jack Stone from Dallas Texans for Abner Haynes.
• G Willie Smith from Denver for TE Gene Prebola.
• HB Dick Christy, DT Hal Smith and FB Alan Miller from Boston Patriots for QB Babe Parilli and FB Billy Lott.
• Francis Morelli and Dave Ross from New York Titans for Dick Christy.
• LB Al Bansavage from San Diego for No. 7 draft choice.
- 1962** • WR Bo Roberson, Gene Selawski and QB Hunter Enis from San Diego for rights to WR Lance Alworth.
• LB Jack Simpson and No. 8 draft choice from Denver for QB Hunter Enis.
• DB Vernon Valdez from Buffalo for DB Joe Cannavino.
• G Dan Ficca from San Diego for No. 3 draft choice.
• TE Max Boydston from Dallas Texans for No. 12 draft choice.
• DT Jim Norris from San Diego for rights to Bert Coan.
• QB M.C. Reynolds and DT Chuck McMurtry from Buffalo for RB-DB Wayne Crow and No. 2 draft choice.
• DT George Shirkey and DT Orville Trask from Houston Oilers for considerations.
• QB Cotton Davidson from Dallas Texans for Fred Miller and 1963 first-round draft choice (DT Buck Buchanan).
• DE Dalva Allen from Houston Oilers for No. 5 draft choice.
- 1963** • LB Archie Matsos from Buffalo for DT George Shirkey, T Pete Nicklas and DB Hank Rivera.
• DB Claude Gibson from San Diego for considerations.
• G Sonny Bishop and Dick Davis from Kansas City for considerations.
• TE-G Bob Mischak from New York Titans for G Dan Ficca.
• T Dick Klein from Boston for considerations.
• DB Jim McMillin from Denver for No. 6 draft choice.
- 1964** • T Ken Rice from Buffalo for LeRoy Jackson.
• RB Bobby Jackson from San Diego for considerations.
• Maury Schleicher from Buffalo for Jack Novack.
• RB Bo Dickinson from Houston Oilers for No. 8 draft choice.
• WR Bill Miller from Buffalo for considerations.
• TE Billy Cannon from Houston Oilers for RB Bobby Jackson, G Sonny Bishop, Howard Payne and WR Dobie Craig.
• DB Louis Guy from New York Jets for No. 7 draft choice.
• Bob Jackson from Houston Oilers for No. 6 draft choice.
• RB Gene Mingo from Denver for Stan Fanning and 1964 sixth-round draft choice.
• DT Doug Brown from Kansas City for Reg Carolan.
- 1965** • DB Dave Grayson from Kansas City Chiefs for DB Fred Williamson.
• DB Kent McCloughan from Houston Oilers for rights to Henry Pickett and Gary Porterfield.
• QB Dick Wood from New York Jets for sixth-round draft choice.
- 1966** • FB Hewritt Dixon from Denver for Archie Matsos.
• QB Charlie Green from Boston for considerations.
• G George Flint and DT Tom Keating from Buffalo for WR Bo Roberson and considerations.
• LB Bill Laskey from Buffalo for DT Dave Costa.
- 1967** • CB Willie Brown and Mickey Slaughter from Denver for DT Rex Mirich and 1967 third-round draft choice.
• QB Daryle Lamonica and Glenn Bass from Buffalo for QB Tom Flores, WR Art Powell and two draft choices.
• DB Dainard Paulson from New York Jets for DB Joe Krakoski.
• WR Lionel Taylor and C Jerry Sturm from Denver for G Dick Tyson, LB Ray Schmautz and DE Richard Jackson.
• TE Dave Kocourek from Miami for 1968 eighth-round draft choice.
- 1968** • Considerations from Cincinnati for TE Ken Herock.
- 1969** • WR Rod Sherman from Cincinnati for G Robert Kruze and draft choice.
- 1970** • 1971 third-round draft choice (Bruce Jarvis) and 1971 seventh-round draft choice (DB Don Martin) from New England for DE Ike Lassiter.
- 1971** • T Bob Brown and two draft choices from Los Angeles Rams for DB Kent McCloughan and T Henry Schuh.
• DB Tom Maxwell, 1972 fourth-round draft choice (C-G Dave Dalby) and 1972 seventh-round draft choice (DB Dennis Pete) for LB Laskey and 1972 second-round draft choice.
• C Warren Koegel from New England for 1972 fifth-round draft choice.
- 1972** • 1972 third-round draft choice (Tom Myers) from New Orleans for WR Eldridge Dickey.
• Gene Ferguson from Houston Oilers for WR Rod Sherman.
- 1973** • RB Bob Hudson from Green Bay for RB Don Highsmith.
• DE Bubba Smith from Baltimore Colts for TE Raymond Chester.
• DT Vern Vanoy from Green Bay for DT Carleton Oats.
• TE Warren Bankston from Pittsburgh for two 1974 draft choices.
- 1974** • WR Frank Pitts from Cleveland for 1975 sixth-round draft choice.
- 1975** • 1977 second-round draft choice (DB Mike Davis) from Philadelphia for RB James McAlister.
• DT Dave Rowe from San Diego for 1976 fourth-round draft choice.
- 1976** • 1976 second-round draft choice (DE Charles Philiyaw) from Cleveland for LB Gerald Irons and 1976 ninth-round draft choice.
- 1977** • Considerations from Detroit for RB Marv Hubbard.
• Considerations from Seattle for DE Horace Jones.



SIGNIFICANT TRADES

- DT Mike McCoy from Green Bay for DL Herb McMath, 1978 first-round draft choice and 1979 fourth-round draft choice.
- 1978** • 1978 fourth-round draft choice (RB Derrick Jensen) from Tampa Bay for G Dan Medlin.
- TE Raymond Chester and 1979 second-round draft choice (later traded) from Baltimore Colts for WR Mike Siani and 1979 third-round draft choice.
- 1979** • 1979 sixth-round draft choice (RB-WR Ira Matthews) from Tampa Bay for LB Rik Bonness.
- DT Dave Pear from Tampa Bay for 1979 second-round draft choice and 1979 third-round draft choice.
- 1980** • QB Dan Pastorini from Houston Oilers for QB Ken Stabler.
- WR Bob Chandler from Buffalo for LB Phil Villapiano.
- S Burgess Owens from New York Jets for 1980 sixth-round draft choice.
- RB Kenny King from Houston Oilers for S Jack Tatum, 1980 seventh-round draft choice and 1981 seventh-round draft choice.
- DE Cedrick Hardman from San Francisco for undisclosed draft choice
- 1981** • First-round draft choice (DB Ted Watts), 1981 second-round draft choice (DE-DT Howie Long) and 1982 second-round draft choice (LB Jack Squirek) from Houston Oilers for TE Dave Casper.
- 1981 first-round draft choice (G Curt Marsh) from Buffalo for 1981 first-round draft choice and 1982 third-round draft choice.
- 1982** • RB Greg Pruitt from Cleveland for 1983 11th-round draft choice.
- DE Lyle Alzado from Cleveland for 1982 eighth-round draft choice.
- 1983** • G Charley Hannah from Tampa Bay for DE-DT Dave Browning and 1984 fourth-round draft choice.
- TE Don Hasselbeck from New England for TE Derrick Ramsey.
- CB Mike Haynes and 1985 seventh-round draft choice (C Nick Haden) from New England for 1984 first-round draft choice and 1985 second-round draft choice.
- 1984** • 1984 fifth-round draft choice (TE Andy Parker) from Minnesota for 1984 fifth-round draft choice, 1984 seventh-round draft choice and 1984 11th-round draft choice.
- 1984 second-round draft choice (DE Sean Jones) from San Francisco for 1984 second-round draft choice and 1984 fifth-round draft choice.
- 1985 seventh-round draft choice (T Kevin Belcher) from New York Giants for DB Kenny Hill.
- 1985 10th-round draft choice (LB Reggie McKenzie) from Washington for T Morris Towns.
- 1985 fourth-round draft choice (LB Jamie Kimmel) from Washington for WR Calvin Muhammad.
- 1985 third-round draft choice (DB Stefan Adams) and 1985 sixth-round draft choice (QB Rusty Hilger) from Houston Oilers for C Jim Romano.
- LB Brad Van Pelt from Minnesota for 1985 sixth-round draft choice and 1986 second-round draft choice.
- 1985** • 1986 second-round draft choice (Alonzo Johnson) from Washington for WR Malcolm Barnwell.
- 1986** • LB Jerry Robinson from Philadelphia for 1986 second-round draft choice.
- 1986 fourth-round draft choice (DE Mike Wise) from Atlanta for rights to DB Bret Clark.
- 1987** • CB Lionel Washington from St. Louis Cardinals for 1987 fifth-round draft choice.
- WR James Lofton from Green Bay for 1987 third-round draft choice and 1988 fourth-round draft choice.
- 1987 second-round draft choice (G-T Bruce Wilkerson) and 1987 fifth-round draft choice (later traded) from Washington for 1987 second-round draft choice.
- 1987 third-round draft choice (RB Steve Smith) and 1987 10th-round draft choice (later traded) from New England for 1987 fourth-round draft choice and 1987 fourth-round draft choice.
- DB Ron Fellows from Dallas for WR Rod Barksdale.
- T-G Brian Holloway from New England for 1988 10th-round draft choice (later traded) and 1989 seventh-round draft choice (later traded)
- 1988 second-round draft choice (later traded) from Houston Oilers for T Bruce Davis.
- 1988** • 1988 first-round draft choice (CB Terry McDaniel), 1988 third-round draft choice (later traded) and 1988 fourth-round draft choice (later traded) from Houston Oilers for DE Sean Jones, 1988 second-round draft choice and 1988 third-round draft choice.
- 1988 first-round draft choice (DE Scott Davis) from San Francisco for WR Dokie Williams, 1988 second-round draft choice and 1988 fourth-round draft choice.
- 1988 fourth-round draft choice (DT Tim Rother) and 1988 fifth-round draft choice (CB Dennis Price) from New York Jets for 1988 third-round draft choice.
- DB Russell Carter from New York Jets for 1989 sixth-round draft choice.
- LB Milt McColl from San Francisco for 1989 12th-round draft choice.
- WR Willie Gault from Chicago for 1989 first-round draft choice and 1990 third-round draft choice.
- T Jim Lachey from San Diego for T John Clay, 1989 third-round draft choice and 1989 fourth-round draft choice.
- QB Jay Schroeder from Washington for T Jim Lachey.
- 1989 third-round draft choice (later traded), 1989 fourth-round draft choice (later traded) and 1990 fourth-round draft choice (later traded) from San Diego for RB Napoleon McCallum.
- 1989** • Rights to G Steve Wisniewski and 1989 sixth-round draft choice (QB Jeff Francis) from Dallas for 1989 second-round draft choice, 1989 third-round draft choice and 1989 fifth-round draft choice.
- 1990** • RB Napoleon McCallum from San Diego for 1991 fourth-round draft choice.
- RB Greg Bell from Los Angeles Rams for 1991 fourth-round draft choice.
- 1991 fifth-round draft choice (later traded) from Dallas for G John Gesek.
- 1991 eighth-round draft choice (LB Brian Jones) from Seattle for S Vann McElroy.
- 1991** • LB Winston Moss from Tampa Bay for 1991 third-round draft choice and 1991 fifth-round draft choice.
- 1991 second-round draft choice (RB Nick Bell) from Seattle for 1991 second-round draft choice and 1991 fourth-round draft choice.

SIGNIFICANT TRADES

- 1991 fourth-round draft choice (WR Raghbi Ismail) from New England for 1991 fifth-round draft choice and 1992 fourth-round draft choice.
- 1992 fourth-round draft choice (later traded) from Dallas for QB Steve Beuerlein.
- 1992** • RB Eric Dickerson from Indianapolis for 1992 fourth-round draft choice and 1992 eighth-round draft choice.
 - 1992 second-round draft choice (T Greg Skrepenak) from Tampa Bay for 1992 second-round draft choice, 1992 third-round draft choice and 1992 seventh-round draft choice.
 - WR Alexander Wright from Dallas for 1993 conditional fourth-round draft choice.
- 1993** • 1993 third-round draft choice (DB James Trapp) from Green Bay for 1993 third-round draft choice and 1993 sixth-round draft choice.
 - RB Gaston Green from Denver for 1993 third-round draft choice.
 - 1994 fourth-round draft choice (later traded) from San Francisco for WR Mervyn Fernandez.
 - DB Rickey Dixon from Cincinnati for 1994 sixth-round draft choice.
 - 1994 fifth-round draft choice (G Roosevelt Patterson) and 1994 seventh-round draft choice (LB Rob Holmberg) from Dallas for DB Elvis Patterson and 1994 seventh-round draft choice.
- 1994** • 1994 second-round draft choice (DE James Folston) from Minnesota for 1994 second-round draft choice and 1994 fourth-round draft choice.
 - 1994 fourth-round draft choice (DT Austin Robbins) from Green Bay for 1994 fourth-round draft choice and 1994 sixth-round draft choice.
- 1995** • 1995 fifth-round draft choice (later traded) from Green Bay for WR Charles Jordan
 - 1995 fifth-round draft choice (LB Matt Dyson) from Washington for 1995 fifth-round draft choice and 1995 seventh-round draft choice.
- 1996** • 1996 second-round draft choice (later traded) from Atlanta for S Patrick Bates.
 - G Pat Harlow from New England for 1996 second-round draft choice.
 - 1996 second-round draft choice (DE Lance Johnstone) from New England for 1996 third-round draft choice, 1996 fourth-round draft choice and 1996 fifth-round draft choice.
 - T Lincoln Kennedy from Atlanta for 1997 fifth-round draft choice.
 - 1997 fifth-round draft choice (later traded) from Carolina for WR Raghbi Ismail.
- 1997** • 1997 first-round draft choice (DT Darrell Russell) and 1997 sixth-round draft choice (later traded) from New Orleans for WR Daryl Hobbs, 1997 first-round draft choice, 1997 second-round draft choice and 1997 fourth-round draft choice.
 - 1997 fourth-round draft choice (RB Chad Levitt) from Miami for 1997 fifth-round draft choice, 1997 sixth-round draft choice and 1997 seventh-round draft choice.
 - 1997 sixth-round draft choice (DT Grady Jackson) from Green Bay for 1997 seventh-round draft choice.
- 1998** • 1998 fourth-round draft choice (later traded) from Detroit for LB Rob Fredrickson.
 - 1998 fourth-round draft choice (G Gennaro DiNapoli) from Washington for 1998 fourth-round draft choice and 1998 seventh-round draft choice.
 - 1998 first-round draft choice (G Mo Collins) from Tampa Bay for 1998 second-round draft choice and 1998 second-round draft choice.
 - 1998 fifth-round draft choice (LB Travian Smith) from Green Bay for 1998 sixth-round draft choice and 1999 sixth-round draft choice.
- 1999** • 1999 fifth-round draft choice (LB Eric Barton) and 1999 fifth-round draft choice (later traded) from Pittsburgh for 2000 third-round draft choice.
 - 1999 first-round draft choice (DE Tony Bryant) and 1999 fourth-round draft choice (WR Demeane Douglas) from Chicago for 1999 second-round draft choice, 1999 third-round draft choice and 1999 fourth-round draft choice.
 - 1999 sixth-round draft choice (DT Daren Yancey) and past considerations from Green Bay for 1999 fifth-round draft choice. QB Bobby Hoyer from Philadelphia for 2000 sixth-round draft choice.
- 2000** • 2000 seventh-round draft choice (S Clifton Black) from Seattle for 2001 sixth-round draft choice.
 - 2001 sixth-round draft choice (DE Chris Cooper) from Indianapolis for 2000 seventh-round draft choice.
 - Conditional draft choice from Tennessee for G Genaro DiNapoli.
- 2001** • TE Roland Williams from St. Louis Rams for 2001 fourth-round draft choice.
- 2002** • 2002 first-round draft choice (later traded) from Washington for 2002 first-round draft choice and 2002 third-round draft choice.
 - 2002 first-round draft choice (CB Phillip Buchanon) from Atlanta for 2002 first-round draft choice and 2002 fifth-round draft selection.
 - 2002 fifth-round draft choice (DE Kenyon Coleman) and 2002 sixth-round draft choice (S Keyon Nash) from Cleveland for 2002 fourth-round draft choice.
- 2003** • 2003 third-round draft choice (LB Sam Williams) and 2003 seventh-round draft choice (WR Ryan Hoag) from Houston Texans for
 - 2004 second-round draft choice.
 - 2004 seventh-round draft choice (later traded) and 2005 sixth-round draft choice (later traded) from Dallas for DE Kenyon Coleman.
- 2004** • S Marques Anderson from Green Bay for 2005 fifth-round draft choice (G Junius Coston) and 2005 sixth-round draft choice (Mike Montgomery)
 - Future considerations from Dallas for DE Chris Cooper.
 - 2005 conditional seventh-round draft choice from Seattle for WR Jerry Rice.
- 2005** • WR Randy Moss from Minnesota for LB Napoleon Harris, 2005 first-round draft choice and 2005 seventh-round draft choice.
 - 2005 second-round draft choice (later traded) and 2005 third-round draft choice (LB Kirk Morrison) from Houston Texans for CB Phillip Buchanon.
 - 2005 first-round draft choice (later traded) and 2005 seventh-round draft choice (later traded) from New York Jets for TE Doug Jolley.
 - 2005 second-round draft choice, 2005 sixth-round draft choice and 2005 sixth-round draft choice.
 - 2005 first-round draft choice (CB Fabian Washington) from Seattle for 2005 first-round draft choice and 2005 fifth-round draft choice.
 - 2005 sixth-round draft choice (DT Anttaj Hawthorne) from New England for 2005 seventh-round draft choice and 2006 fifth-round draft choice.
- 2006** • Undisclosed draft choice (2008, WR Chaz Schilens) from New York Jets for DE Bobby Hamilton.
 - 2007 fifth-round draft choice (S Eric Frampton) from New England for WR Doug Gabriel.
- 2007** • 2007 third-round draft choice (T Mario Henderson) from New England for 2007 seventh-round draft choice and 2008 third-round draft choice.
 - 2007 second-round draft choice (TE Zach Miller) and 2007 fourth-round draft choice (later traded) from Arizona for 2007 second-round draft choice.
 - WR Mike Williams and QB Josh McCown from Detroit for 2007 fourth-round draft choice.
 - 2007 fourth-round draft choice (CB John Bowie) from New England for WR Randy Moss.
 - DT Gerard Warren from Denver for 2008 conditional fifth-round draft choice.



SIGNIFICANT TRADES

- 2008 • CB DeAngelo Hall from Atlanta for 2008 second-round draft choice and 2009 fifth-round draft choice.
- 2008 fourth-round draft choice (S Tyvon Branch) from Dallas for 2008 fourth-round draft choice and 2008 seventh-round draft choice.
- 2008 fourth-round draft choice (WR Arman Shields) from Baltimore for CB Fabian Washington.
- 2009 • C Samson Satele and 2009 fourth-round draft choice (LB Slade Norris) from Miami for 2009 fourth-round draft choice and 2009 sixth-round draft choice.
- 2009 second-round draft choice (S Mike Mitchell), 2009 fourth-round draft choice (WR Louis Murphy) and 2009 sixth-round draft choice (DE Stryker Sulak) from New England for 2009 second-round draft choice.
- 2009 sixth-round draft choice (TE Brandon Myers) from Carolina for 2009 seventh-round draft choice and 2010 sixth-round draft choice.
- 2010 third-round draft choice (later traded) and 2010 fifth-round draft choice (later traded) from New England for DE Derrick Burgess
- DT Richard Seymour from New England for 2011 first-round draft choice.
- 2010 • LB Kameron Wimbley from Cleveland for 2010 third-round draft choice.
- LB Quentin Groves from Jacksonville for 2010 fifth-round draft choice.
- 2010 second-round draft choice (later traded) and 2010 fifth-round draft choice (later traded) from Tampa Bay for 2010 second-round draft choice.
- 2010 second-round draft choice (DE Lamarr Houston) and sixth-round draft choice (LB Travis Goethel) from New England for 2010 second-round draft choice.
- 2010 fourth-round draft choice (WR Jacoby Ford) from Jacksonville for LB Kirk Morrison and 2010 fifth-round draft choice.
- QB Jason Campbell from Washington for 2012 fourth-round draft choice.
- 2011 • 2011 third-round draft choice (T Joe Barksdale) and 2011 fourth-round draft choice (RB Taiwan Jones) from New England for 2011 seventh-round draft choice and 2012 second-round draft choice.
- LB Aaron Curry from Seattle for 2012 seventh-round draft choice (G J.R. Sweezy) and 2013 conditional fifth-round draft choice.
- QB Carson Palmer from Cincinnati for 2012 first-round draft choice and 2013 conditional second-round draft choice.
- 2012 • RB Mike Goodson from Carolina for T Bruce Campbell.
- 2012 fifth-round draft choice (DE Jack Crawford) and 2012 seventh-round draft choice (LB Nathan Stupar) from Detroit for 2012 fifth-round draft choice.
- 2013 conditional seventh-round draft choice (later traded) from Carolina for WR Louis Murphy.
- 2013 • QB Matt Flynn from Seattle for 2014 fifth-round draft choice and 2015 conditional draft choice.
- 2013 sixth-round draft choice (later traded) and 2014 conditional draft choice from Arizona for QB Carson Palmer and 2013 seventh-round draft choice.
- 2013 first-round draft choice (CB DJ Hayden) and 2013 second-round draft choice (T Menelik Watson) from Miami for 2013 first-round draft choice.
- 2013 fourth-round draft choice (QB Tyler Wilson) and 2013 sixth-round draft choice (RB Latavius Murray) from Tampa Bay for 2013 fourth-round draft choice.
- Sixth-round draft choice (TE Mychal Rivera) and 2013 seventh-round draft choice (DE David Bass) from Houston for 2013 sixth-round draft choice.



Matt Flynn

ALL-TIME DRAFTS

1960

(First selections)

Jim Andreotti, C, Northwestern
 Maxie Baughan, C, Georgia Tech
 George Blanch, HB, Texas
 Cloyd Boyette, T-G, Texas
 Willie Boykin, T, Michigan
 Carmen Cavalli, E, Richmond
 Jim Chastain, T-G, Michigan State
 Fran Curci, QB, Miami
 Carroll Dale, E, Virginia Tech
 Purcell Daniels, FB, Pepperdine
 Don Deskin, T, Michigan
 Leon Dumbrowski, T-G, Delaware
 Ken Fitch, T, Kansas
 Dale Hackbart, QB, Wisconsin
 Abner Haynes, HB, No. Texas St.
 Vin Hogan, HB, Boston College
 Bob Jarus, HB, Purdue
 Earl Kohlhaas, G, Penn State
 Bobby Lackey, QB, Texas
 Neil MacLean, FB, Wake Forest
 Larry Muff, E, Benedictine
 Don Norton, E, Iowa
 Jim O'Brien, T, Boston College
 Jim Otto, C, Miami
 Chuck Pollard, E, Rice
 Billy Roland, G, Georgia
 Ray Smith, FB, UCLA
 Wade Smith, HB, North Carolina
 Jerry Stalcup, G, Wisconsin
 John Wilcox, T, Oregon
 Al Witcher, E, Baylor
 Silas Woods, HB, Marquette
 Mike Wright, T, Minnesota

(Second selections)

C.J. Alexander, HB, Southeastern
 Pervis Atkins, HB, New Mexico St.
 Al Bansavage, T-G, USC
 Walter Beach, HB, Central Michigan
 Johnny Brewer, E, Mississippi
 Don Edington, E, Florida
 Howard Evans, C, Houston
 Fred Hageman, C, Kansas
 Bill Herron, E, Georgia
 Bob Hogue, T-G, Shepherd
 Gerald Lambert, T-G, Texas A&I
 Sam McCord, QB, East Texas St.
 Rich Mostardo, HB, Kent State
 Bob Parker, T-G, East Texas State
 Tony Polychronis, T-G, Utah
 Dan Sheehan, T-G, Tenn.-Chattanooga
 Howard Turley, E, Louisville
 Jim Williams, T-G, North Carolina
 Jim Woodward, T-G, Lamar

1961

1 4 Joe Rutgens, T, Illinois
 2 12 George Fleming, HB, Washington
 3 20 Myron Pottios, G, Notre Dame
 4 28 Elbert Kimbrough, E, Northwestern
 5 36 Dick Norman, QB, Stanford
 6 44 Bobby Crespino, HB, Mississippi
 7 52 Ray Purdin, HB, Northwestern
 8 57 Tom Watkins, HB, Iowa State
 9 68 Lowndes Shingler, QB, Clemson
 10 76 Ken Peterson, T, Utah
 11 84 Dave Mayberry, FB, Utah State
 12 92 Bob Schmitz, G, Montana State

13 100 Gerald Burch, E, Georgia Tech
 14 108 Clark Miller, T, Utah State
 15 116 Bob Coolbaugh, E, Richmond
 16 124 Chuck Lamson, HB, Wyoming
 17 132 Joe Novsek, T, Tulsa
 18 140 Joe Krakoski, HB, Illinois
 19 148 Charles Fuller, HB, San Francisco St.
 20 156 Preston Powell, FB, Grambling
 21 164 Mike Jones, QB, San Jose State
 22 172 Blayne Jones, G, Idaho State
 23 180 Roger Fisher, C, Utah State
 24 188 Jack Novak, G, Miami
 25 196 Paul Yanke, E, Northwestern
 26 204 Dean Hinshaw, T, Stanford
 27 212 Clair Appledoom, E, San Jose St.
 28 220 Dave Grosz, QB, Oregon
 29 228 Ed Morris, T, Indiana
 30 236 Bill Face, HB, Stanford

1962

1 1 Roman Gabriel, QB, No. Carolina St
 2 9 Lance Alworth, FL, Arkansas
 3 17 Ed Pine, C, Utah
 4 25 John Myers, T, Washington
 5 33 Joe Hernandez, HB, Arizona
 6 41 Dan Birdwell, C, Houston
 7 49 Jim Norris, T, Houston
 8 57 Ferrell Yarbrough, E, Northwestern
 9 65 Jim Dillard, HB, Oklahoma State
 10 73 Henry Rivera, HB, Oregon State
 12 89 Jim Skaggs, G, Washington
 12 94 Oscar Donahue, E, San Jose State
 13 97 George Pierovich, FB, California
 14 105 Bert Coan, HB, Kansas
 15 113 Floyd Dean, E, Florida
 16 121 Pat Russ, T, Purdue
 17 129 Larry Ferguson, HB, Iowa
 18 137 Jim Vollenweider, FB, Miami
 19 145 Dennis Spurlock, QB, Whitworth
 19 146 Kent Home, T, BYU
 20 153 John Suro, G, San Jose State
 21 161 Bill Tunnicliff, FB, Michigan
 22 169 Jim Cadile, E, San Jose State
 23 177 Elvin Basham, G, Kansas
 24 185 Mickey Bruce, G, Oregon
 25 193 Tom Cagaanan, HB, Utah State
 26 201 Fred Miller, T, LSU
 27 209 Keith Luhnoff, FB, Santa Ana J.C.
 28 217 Marv Marinovich, T, USC
 29 225 Leon Donahue, E, San Jose State
 30 233 Pete Nicklas, T, Baylor
 31 241 Bob Elliot, FB, North Carolina
 32 249 Bobby Richards, DE, LSU
 33 257 Eugene White, HB, Florida A&M
 34 265 Bill Worrell, T, Georgia

1963

6 41 Butch Wilson, HB, Alabama
 7 49 Dave Costa, T, Utah
 8 57 Roger Locke, E, Arizona State
 9 65 Jerry Logan, HB, West Texas State
 10 73 Ray Schoenke, G, SMU
 12 89 Walt Burdin, LB, McNeese State
 12 95 Doyle Branson, HB, So. Oregon
 13 97 Darnell Haney, E, Utah State
 13 102 Drew Roberts, E, Humboldt State
 15 113 Vern Burke, E, Oregon
 16 121 Jim Moss, HB, West Virginia
 17 129 John Murio, HB, Whitworth
 18 137 Terry Dillon, HB, Montana



18	138	George Hogan, G, Texas A&M
19	145	Tony Fiorentino, G, UCLA
20	153	Rex Mirich, T, Arizona State
21	161	Neal Petties, HB, San Diego State
22	169	Hugh Campbell, E, Washington St.
23	177	Jon Anabo, QB, Fresno State
24	185	Dick Peters, T, Whittier
25	193	Bill McFarland, FB, Oklahoma St.
26	201	Dennis Claridge, QB, Nebraska
27	209	Dick Skelly, HB, Florida
28	217	Larry Campbell, FB, Utah State
29	225	Dick Anderson, E, Penn State

1964

1	7	Tony Lorick, HB, Arizona State
2	15	Dan Connors, T, Miami
3	23	George Bednar, T, Notre Dame
4	31	Bill Budness, LB, Boston University
5	39	Don Green, DB, Susquehanna
7	55	John Sapinsky, T, William & Mary
8	63	Vince Petno, DB, Citadel
9	71	John Williamson, G, Louisiana Tech
9	72	Herschel Turner, T, Kentucky
10	79	Mel Renfro, HB, Oregon
11	87	Larry Rakestraw, QB, Georgia
12	95	Billy Lothridge, QB, Georgia Tech
13	103	Mickey Babb, E, Georgia
14	111	Fred Polser, G, East Texas State
15	119	Mike Geirs, T, USC
16	127	Ron Wilkening, HB, No. Dakota St.
17	135	Fred Lewis, HB, Massachusetts
18	143	Ron Calcagno, QB, Santa Clara
19	151	Tom Michel, FB, East Carolina
20	159	Ed Beard, T, Tennessee
21	167	Carleton Oats, E, Florida A&M
22	175	Jim Long, FB, Fresno State
23	183	Bill Curry, C, Georgia Tech
24	191	Kent Francisco, T, UCLA
25	199	Terry Sieg, HB, Virginia
26	207	Gordon Guest, QB, Arkansas

1965

1	3	Harry Schuh, T, Memphis State
2	11	Fred Biletnikoff, WR, Florida State
3	19	Bob Svihus, T, USC
4	27	Gus Otto, LB, Missouri
9	67	Rich Zecher, T, Utah State
10	75	Craig Morton, QB, California
11	83	Bill Minor, LB, Illinois
13	99	Wally Mahle, DB, Syracuse
14	107	Loren Hawley, DB, California
15	115	Bill Cronin, DE, Boston College
16	123	Fred Hill, E, USC
17	131	Gary Porterfield, E, Tulsa
18	139	John Dugan, T, Holy Cross
19	147	Frank McClendon, T, Alabama
20	155	Bo Scott, HB, Ohio State

1965 REDSHIRT

1	Larry Todd, HB, Arizona State
2	Jim Harvey, T, Mississippi
3	Stave Mass, T, Detroit
4	Mickey Cox, T, LSU
5	Bob Taylor, G, Cincinnati
6	Gregg Kent, T, Utah
7	John Carroll, T, Texas
8	Henry Pinkett, HB, Baylor
9	Frank Pennie, T, Florida State
10	Brent Berry, T, San Jose State
11	Tom Longo, DB, Notre Dame
12	Dennis Duncan, HB, Louisiana College

1966

1	63	Rodger Bird, DB, Kentucky
2	57	Butch Allison, T, Missouri
3	58	Tom Mitchell, E, Bucknell
4	71	Richard Tyson, G, Tulsa
5	59	Pete Banaszak, HB, Miami
7	60	Franklin McRae, T, Tennessee St.
9	80	Clifton Kinney, LB, San Diego State
10	89	Tony Jeter, E, Nebraska
11	98	Joe Labruzzo, HB, LSU
12	107	Wayne Foster, T, Washington State
13	116	John Niland, G, Iowa
14	125	Mike Johnson, HB, Kansas
15	134	Steve Renko, FB, Kansas
16	143	Craig Ritchey, DB, Stanford
17	152	Ted Holman, DB, Syracuse
18	161	Art Robinson, E, Florida A&M
19	170	Jack Shinholser, LB, Florida State
20	179	Steve Bowman, FB, Alabama

1966 REDSHIRT

1	Rod Sherman, HB, USC
2	Tom Cichowski, T, Maryland
3	Ron Parson, E, Austin Peay
4	John Crumbacher, T, Tennessee
5	George Patton, T, Georgia
6	Dan Archer, T, Oregon
7	Bill Thomas, HB, Oklahoma
8	Ray Schmutz, LB, San Diego St.
9	Mel Tom, LB, San Jose State
10	Joe O'Brien, FB, Texas-Arlington
11	Mike Brundage, QB, Oregon

1967

1	17	Gene Upshaw, G, Texas A&I
3	75	Bill Fairband, LB, Colorado
4	96	James Roy Jackson, E, Oklahoma
5	124	Gerald Warfield, HB, Mississippi
5	131	Mike Hibler, LB, Stanford
6	155	Rick Egloff, QB, Wyoming
7	176	Ron Lewellen, DT, Tennessee-Martin
8	188	Estes Banks, RB, Colorado
9	228	Mark Devilling, LB, Muskingum
10	253	Richard Sligh, T, No. Carolina Central
11	280	Dwayne Benson, LB, Hamline
12	306	Bob Kruse, T, Wayne State
13	332	Len Kleinpeter, E, SW Louisiana
14	363	Casey Boyett, E, BYU
15	384	Ben Woodson, HB, Utah
16	409	Don Bruce, G, Virginia Tech
17	436	Mike Cullin, DE, Slippery Rock

1968

1	25	Eldridge Dickey, QB, Tennessee St.
2	52	Ken Stabler, QB, Alabama
3	80	Art Shell, T, Maryland State
4	110	Charlie Smith, RB, Utah
5	136	John Naponic, T, Virginia
7	168	John Harper, C, Adams State
7	190	George Atkinson, DB, Morris Brown
9	244	John Eason, TE, Florida A&M
10	271	Rick Owens, DB, Pennsylvania
11	277	Marv Hubbard, FB, Colgate
11	298	Chip Oliver, LB, San Diego State
12	326	Larry Plantz, WR, Colorado
13	352	Larry Blackstone, RB, Fairmont St.
14	379	Ray Carlson, LB, Hamline
15	406	Mike Leinert, RB, Texas Tech
16	433	David Morrison, DB, SW Texas
17	460	Steve Berry, E, Catawba

ALL-TIME DRAFTS

1969

1	22	Art Thoms, DL, Syracuse
2	50	George Buehler, OL, Stanford
3	75	Lloyd Edwards, TE, San Diego St.
4	100	Ruby Jackson, DL, New Mexico St.
6A	136	Ken Newfield, RB, LSU
6B	153	Jackie Allen, DB, Baylor
7	178	Finnis Taylor, DB, Prairie View
9	234	Drew Buie, WR, Catawba
11	284	Harold Rice, LB, Tennessee A&I
12	317	Al Goddard, DB, J.C. Smith
13	334	Dave Husted, LB, Wabash
14	362	Harold Busby, WR, UCLA
15	387	Alvin Presnell, RB, Alabama A&M
16	412	Junior Davis, LB, Alabama
17	440	Billy Austin, G, Arkansas AM&N

1970

1	24	Raymond Chester, TE, Morgan St.
2	50	Ted Koy, RB, Texas
3	76	Gerald Irons, LB, Maryland State
4	102	Tony Cline, LB, Miami
5	128	Art Laster, T, Maryland State
6	154	Alvin Wyatt, DB, Bethune-Cookman
7	180	Steve Svitak, LB, Boise State
8	207	Mike Wynn, DE, Nebraska
9	232	Ike Hill, DB, Catawba



Raymond Chester

10	258	Gordon Bosserman, T, UCLA
11	284	Emery Hicks, LB, Kansas
12	310	Jerry DeLoach, G, U.C. Davis
13	336	Don Highsmith, RB, Michigan St.
14	362	John Riley, K, Auburn
15	392	Fred Moore, DB, Washington
16	414	Tim Roth, C, South Dakota State
17	439	Eric Stolberg, WR, Indiana

1971

1	19	Jack Tatum, DB, Ohio State
2	45	Phil Villapiano, LB, Bowling Green
3	73	Warren Koegel, C, Penn State
4	97	Clarence Davis, RB, USC
5	123	Bob Moore, TE, Stanford
6	149	Greg Slough, LB, USC
7	157	Don Martin, DB, Yale
9	227	Dave Garnett, RB, Pittsburgh
10A	238	Bill West, DB, Tennessee State
10B	253	Tim Oesterling, DT, UCLA
11	279	James Poston, DT, South Carolina
12	305	Horace Jones, DE, Louisville
13	334	Mick Natzel, DB, Central Michigan
14	357	Tom Gipson, DT, North Texas State
15	383	Andy Giles, LB, William & Mary
16	412	Tony Stawarz, DB, Miami
17	442	Chuck Hill, WR, Sam Houston St.

1972

1	21	Mike Siani, WR, Villanova
2A	33	Kelvin Korver, DT, NW Iowa
2B	43	John Vella, T, USC
3	72	Mel Lunsford, DE, Central
4A	98	Cliff Branch, WR, Colorado
4B	100	Dave Dalby, C, UCLA
6	131	Dan Medlin, DT, North Carolina St.
7A	176	Skip Thomas, DB, USC
7B	178	Dennis Pete, DB, San Francisco St.
8	202	Jackie Brown, RB, Stanford
9	228	Dave Bigler, RB, Morningside
10	254	Phil Price, DB, Idaho State
11	277	Joe Carroll, LB, Pittsburgh
12	306	Kent Gaydos, TE, Florida State
13	333	Ted Covington, WR, San Fernando St.
14	358	Dennis Cambal, RB, William & Mary
15A	364	Charles Hester, RB, Central St.
15B	384	Dave Snesrud, LB, Hamline
16	410	Willie Wright, WR, No. Carolina A&T

1973

1	23	Ray Guy, P, Southern Mississippi
2	49	Monte Johnson, LB, Nebraska
4A	92	Perry Smith, DB, Colorado State
4B	101	Joe Wylie, WR, Oklahoma
5A	124	Louis Neal, WR, Prairie View
5B	127	Ron Mikalajczyk, T, Tampa
6	153	Brent Myers, T, Purdue
7	179	Gary Weaver, LB, Fresno State
8	205	Mike Rae, QB, USC
9	231	Steve Sweeney, WR, California
10	257	Leo Allen, WR, Tuskegee
11	283	Jerry List, RB, Nebraska
12	309	James Krapf, LB, Alabama
14	361	Bruce Polen, DB, William Penn
15	387	David Leffers, G, Vanderbilt
16	413	Jerry Gadlin, WR, Wyoming
17	439	Mike Ryan, C, USC

SUPPLEMENTAL DRAFT

1	Blenda Gay, DE, Fayetteville State
---	------------------------------------

1974

1	19	Henry Lawrence, T, Florida A&M
2	45	Dave Casper, TE, Notre Dame
3	75	Mark van Eeghen, RB, Colgate
4	93	Morris Bradshaw, WR, Ohio State
5	123	Pete Wessel, DB, Northwestern
6	148	James McAlister, RB, UCLA
7	175	Rod Garcia, K, Stanford
9	227	Kenith Pope, DB, Oklahoma
10	253	Chris Arnold, DB, Virginia State
11	279	Harold Hart, RB, Texas Southern
12	305	Noe Gonzalez, RB, SW Texas St.
13	330	Mike Dennery, LB, So. Mississippi
14	357	Don Willingham, RB, Wisc.-Milwaukee
15	383	Greg Mathis, DB, Idaho State
16	409	Delario Robinson, WR, Kansas
17	435	James Morris, DT, Missouri Valley

1975

1	24	Neal Colzie, DB, Ohio State
2	45	Charles Phillips, DB, USC
3	76	Louis Carter, RB, Maryland
5	128	David Humm, QB, Nebraska
7	180	James Daniels, DB, Texas A&M
9	232	Harry Knight, QB, Richmond
10	259	Steve Sylvester, G, Notre Dame
12	310	Jack Magee, C, Boston College
14	362	Tom Doyle, DB, Yale
15	389	Paul Careathers, RB, Tennessee



1976

2A	34	Charles Philyaw, DE, Texas Southern
2B	50	Jeb Blount, QB, Tulsa
3	84	Rik Bonness, LB, Nebraska
4	110	Herb McMath, DE, Morningside
5	146	Fred Steinfert, K, Boston College
7	204	Clarence Chapman, WR, E. Michigan
8A	220	Jerome Dove, DB, Colorado State
8B	231	Terry Kunz, RB, Colorado
10	286	Dwight Lewis, DB, Purdue
11	313	Rick Jennings, RB, Maryland
12	343	Cedric Brown, DB, Kent State
13A	367	Craig Crnick, DE, Idaho
13B	370	Mark Young, G, Washington State
14	397	Calvin Young, RB, Fresno State
15	427	Carl Hargrave, DB, Upper Iowa
16	454	Doug Hogan, DB, USC
17A	478	Buddy Tate, DB, Tulsa
17B	481	Nate Beasley, RB, Delaware

1977

2A	35	Mike Davis, DB, Colorado
2B	57	Ted McKnight, RB, Minnesota-Duluth
4	112	Mickey Marvin, G, Tennessee
5A	126	Lester Hayes, DB, Texas A&M
5B	139	Jeff Barnes, LB, California
7	190	Rich Martini, WR, Cal-Davis
8	223	Terry Robiskie, RB, LSU
12A	317	Rod Martin, LB, USC
12B	334	Rolf Benirschke, K, Cal-Davis

1978

2	54	Dave Browning, DE, Washington
3A	57	Derrick Jensen, RB, Texas-Arlington
3B	82	Lindsey Mason, T, Kansas
4A	86	Maurice Harvey, DB, Ball State
4B	108	Joe Stewart, WR, Missouri
5	136	Derrick Ramsey, TE, Kentucky
6A	143	Tom Davis, C, Nebraska
6B	164	Mike Levenseller, WR, Washington St.
7A	176	Arthur Whittington, RB, SMU
7B	192	Earl Innon, LB, Bethune-Cookman
8	207	Mark Nickols, LB, Colorado State
11A	291	Dean Jones, WR, Fresno State
11B	304	Bob Glazebrook, DB, Fresno State
12	332	Joe Conron, WR, Pacific

1979

2	42	Willie Jones, DE, Florida State
6A	142	Ira Matthews, KR, Wisconsin
6B	156	Henry Williams, DB, San Diego State
7	175	Jack Matia, T, Drake
8	209	Robert Hawkins, RB, Kentucky
9	238	Jim Rourke, T, Boston College
10	259	Ricky Smith, DB, Tulane
11	294	Bruce Davis, T, UCLA
12A	316	Dirk Abernathy, DB, Bowling Green
12B	320	Reggie Kinlaw, DT, Oklahoma

1980

1	15	Marc Wilson, QB, BYU
2	43	Matt Millen, LB, Penn State
5A	125	Kenny Lewis, RB, Virginia Tech
5B	126	John Adams, LB, LSU
5C	128	William Bowens, LB, North Carolina
7	173	Malcolm Barnwell, WR, Virginia Union
8	194	Kenny Hill, DB, Yale
10	264	Walter Carter, DT, Florida State
11	291	Mike Massey, LB, Arkansas
12	322	Calvin Muhammad, WR, Texas Southern

1981

1A	21	Ted Watts, CB, Texas Tech
1B	23	Curt Marsh, T, Washington
2	48	Howie Long, DT, Villanova
4	111	Johnny Robinson, DT, Louisiana Tech
5	118	James Davis, CB, Southern
9	248	Curt Mohl, T, UCLA
10	276	Frank Hawkins, RB, Nevada-Reno
11	304	Chester Willis, RB, Auburn
12	332	Phil Nelson, TE, Delaware

1982

1	10	Marcus Allen, RB, USC
2A	35	Jack Squirek, LB, Illinois
2B	37	Jim Romano, C, Penn State
3	64	Vann McElroy, S, Baylor
4	91	Ed Muransky, T, Michigan
5	123	Ed Jackson, LB, Louisiana Tech
7	177	Jeff Jackson, DE, Toledo
10	263	Rich D'Amico, LB, Penn State
11	289	Willie Turner, WR, LSU
12	316	Randy Smith, WR, East Texas State

1983

1	26	Don Mosebar, T, USC
2	54	Bill Pickel, DT, Rutgers
3	82	Tony Caldwell, LB, Washington
4	110	Greg Townsend, DE, TCU
5	138	Dokie Williams, WR, UCLA
7	194	Jeff McCall, RB, Clemson
8	222	Mike Dotterer, RB, Stanford
9	249	Kent Jordan, TE, St. Mary's
10	277	Mervyn Fernandez, WR, San Jose St.
11	333	Scott Lindquist, QB, No. Arizona

1984

2	51	Sean Jones, DT, Northeastern
3	84	Joe McCall, RB, Pittsburgh
5	127	Andy Parker, TE, Utah
6	168	Stacey Toran, S, Notre Dame
7	183	Mitch Willis, DE, SMU
8	224	Sam Seale, WR, Western State
11	282	Gardner Williams, CB, St. Mary's
12	336	Randy Essington, QB, Colorado

SUPPLEMENTAL DRAFT (USFL & CFL PLAYERS)

1	28	Chris Woods, WR, Auburn (Edmonton)
2	56	Stewart Hill, LB, Washington (Edmonton)
3	84	James Farr, G, Clemson (Washington)

1985

1	23	Jessie Hester, WR, Florida State
3A	79	Tim Moffett, WR, Mississippi
3B	80	Stefon Adams, DB, East Carolina
4	107	Jamie Kimmel, LB, Syracuse
5	135	Dan Reeder, RB, Delaware
6	143	Rusty Hilger, QB, Oklahoma State
7A	186	Kevin Belcher, T, Wisconsin
7B	188	Mark Pattison, WR, Washington
7C	191	Bret Clark, DB, Nebraska
7D	192	Nick Haden, C, Penn State
8	220	Leonard Wingate, DT, So. Carolina St.
9	246	Chris Sydnor, DB, Penn State
10A	275	Reggie McKenzie, LB, Tennessee
10B	276	Albert Myres, DB, Tulsa
11	303	Steve Strachan, RB, Boston College
12	332	Raymond Polk, DB, Oklahoma St.

1986

1	24	Bob Buczkowski, DE, Pittsburgh
3	80	Brad Cochran, CB, Michigan
4A	85	Mike Wise, DE, U.C. Davis
4B	103	Vance Mueller, RB, Occidental

ALL-TIME DRAFTS

4C	108	Napoleon McCallum, RB, Navy
6	164	Doug Marrone, T, Syracuse
7	191	Bill Lewis, C, Nebraska
8	219	Joe Mauntel, LB, Eastern Kentucky
9	246	Zeph Lee, RB, USC
10	275	Jeff Reinke, DE, Mankato State
11	302	Randall Webster, LB, SW Oklahoma St
12	330	Larry Shephard, WR, Houston

1987

1	15	John Clay, T, Missouri
2	52	Bruce Wilkerson, T, Tennessee
3	81	Steve Smith, RB, Penn State
4	110	Steve Beuerlein, QB, Notre Dame
7	183	Bo Jackson, RB, Auburn
9	238	Scott Eccles, TE, E. New Mexico
10A	254	Rob Harrison, RB, Sacramento St.
10B	265	John Gesek, G, Sacramento St.
10C	273	Jim Ellis, LB, Boise State
11A	288	Chris McLemore, RB, Arizona
11B	294	Mario Perry, TE, Mississippi

1988

1A	6	Tim Brown, WR, Notre Dame
1B	9	Terry McDaniel, CB, Tennessee
1C	25	Scott Davis, DE, Illinois
4	90	Tim Rother, DT, Nebraska
5	131	Dennis Price, CB, UCLA
6	143	Erwin Grabisna, LB, Case W. Reserve
7	171	Derrick Crudup, DB, Oklahoma
8	199	Mike Alexander, WR, Penn State
9A	227	Reggie Ware, RB, Auburn
9B	229	Scott Tabor, P, California
10	255	Newt Harrell, G, West Texas State
11	283	David Weber, QB, Carroll College
12	311	Greg Kunkel, G, Kentucky

1989

2	29	Steve Wisniewski, G, Penn State
6A	140	Jeff Francis, QB, Tennessee
6B	156	Doug Lloyd, RB, North Dakota St.
8	205	Derrick Gainer, RB, Florida A&M
9	235	Gary Gooden, WR, Indiana
10	262	Charles Jackson, DT, Jackson St.



Steve Wisniewski

1990

1	11	Anthony Smith, DE, Arizona
2	37	Aaron Wallace, LB, Texas A&M
4	95	Torin Dorn, CB, North Carolina
6	149	Marcus Wilson, RB, Virginia
7	173	Garry Lewis, CB, Alcorn State
8	197	A.J. Jimerson, LB, Norfolk State
9	230	Leon Perry, RB, Oklahoma
11A	303	Ron Lewis, WR, Jackson State
11B	304	Myron Jones, RB, Fresno State
12A	317	Major Harris, QB, West Virginia
12B	331	Demetrius Davis, TE, Nevada-Reno

1991

1	24	Todd Marinovich, QB, USC
2	43	Nick Bell, RB, Iowa
4	100	Raghib Ismail, WR, Notre Dame
6	146	Nolan Harrison, DT, Indiana
8A	213	Brian Jones, LB, Texas
8B	219	Todd Woulard, LB, Alabama A&M
9	247	Tahaun Lewis, CB, Nebraska
10	274	Andrew Glover, TE, Grambling
12	330	Dennis Johnson, CB, Winston-Salem

1992

1	16	Chester McGlockton, DT, Clemson
2	32	Greg Skrepenak, T, Michigan
5	128	Derrick Hoskins, S, So. Mississippi
6	156	Tony Rowell, C, Florida
7A	173	Curtis Cotton, S, Nebraska
7B	185	Kevin Smith, RB, UCLA
10	268	Alberto White, LB, Texas Southern
12	324	Tom Roth, G, Southern Illinois

1993

1	12	Patrick Bates, S, Texas A&M
3A	58	Billy Joe Hobert, QB, Washington
3B	72	James Trapp, CB, Clemson
5	125	Olanda Truitt, WR, Mississippi St.
7	181	Greg Biekert, LB, Colorado
8	208	Greg Robinson, RB, NE Louisiana

1994

1	22	Rob Fredrickson, LB, Michigan St.
2	52	James Folston, DE, NE Louisiana
3	80	Calvin Jones, RB, Nebraska
4	120	Austin Robbins, DT, North Carolina
5	159	Roosevelt Patterson, G, Alabama
7	217	Rob Holmberg, LB, Penn State

1995

1	18	Napoleon Kaufman, RB, Washington
2	49	Barret Robbins, C, TCU
3	86	Joe Aska, RB, Central State
4	118	Mike Morton, LB, North Carolina
5A	138	Matt Dyson, LB, Michigan
5B	154	Jeff Kysar, T, Arizona State
6	190	Eli Herring, T, Brigham Young

1996

1	9	Rickey Dudley, TE, Ohio State
2	57	Lance Johnstone, DE, Temple
5	166	La'Roi Glover, DT, San Diego St.
6	183	Tim Hall, RB, Robert Morris
7A	220	Sedric Clark, LB, Tulsa
7B	224	Darius Smith, C, Sam Houston St.
7C	248	Joey Wylie, G, Stephen F. Austin

1997

1	2	Darrell Russell, DT, USC
3A	72	Adam Treu, G, Nebraska
3B	85	Tim Kohn, G, Iowa State
4	123	Chad Levitt, RB, Cornell
6A	172	Calvin Branch, CB, Colorado St.
6B	193	Grady Jackson, DT, Knoxville

1998

1A	4	Charles Woodson, CB, Michigan
1B	23	Mo Collins, T, Florida
2	31	Leon Bender, DT, Washington St.
3	63	Jon Ritchie, RB, Stanford
4	109	Gennaro DiNapoli, G, Virginia Tech
5A	127	Jeremy Brigham, TE, Washington
5B	152	Travian Smith, LB, Oklahoma
7A	230	Vince Amey, DE, Arizona State
7B	235	David Sanders, DE, Arkansas



1999

1	18	Matt Stinchcomb, T, Georgia
2	40	Tony Bryant, DE, Florida State
4	102	Dameane Douglas, WR, California
5A	146	Eric Barton, LB, Maryland
5B	153	Rod Coleman, LB, East Carolina
6	188	Daren Yancey, DT, BYU
7	224	JoJuan Armour, LB, Miami (Ohio)

2000

1	17	Sebastian Janikowski, K, Florida State
2	47	Jerry Porter, WR, West Virginia
4	107	Junior Ioane, DT, Arizona State
5	142	Shane Lechler, P, Texas A&M
7A	227	Mondriell Fulcher, TE, Miami
7B	231	Cliffton Black, S, SW Texas State

2001

1	28	Derrick Gibson, S, Florida State
2	59	Marques Tuiasosopo, QB, Washington
3	89	DeLawrence Grant, DE, Oregon State
5	158	Raymond Perryman, S, Northern Arizona
6	184	Chris Cooper, DT, Nebraska-Omaha
7A	228	Derek Combs, RB, Ohio State
7B	229	Ken-Yon Rambo, WR, Ohio State

2002

1A	17	Phillip Buchanon, CB, Miami (Fla.)
1B	23	Napoleon Harris, LB, Northwestern
2A	53	Langston Walker, OL, California
2B	55	Doug Jolley, TE, Brigham Young
5	147	Kenyon Coleman, DE, UCLA
6A	189	Keyon Nash, S, Albany State (Ga.)
6B	197	Larry Ned, RB, San Diego State
7	235	Ronald Curry, QB, North Carolina

2003

1A	31	Nnamdi Asomugha, CB, California
1B	32	Tyler Brayton, DE, Colorado
2	63	Teyo Johnson, TE, Stanford
3A	83	Sam Williams, DE, Fresno State
3B	96	Justin Fargas, RB, USC
4	129	Shurron Pierson, DE, S. Florida
5	167	Doug Gabriel, WR, Central Florida
6	204	Dustin Rykert, T, Brigham Young
7A	246	Siddeeq Shabazz, S, New Mexico State
7B	262	Ryan Hoag, WR, Gustavus Adolphus

2004

1	2	Robert Gallery, T, Iowa
2	45	Jake Grove, C, Virginia Tech
3	67	Stuart Schweigert, S, Purdue
4	99	Carlos Francis, WR, Texas Tech
5	134	Johnnie Morant, WR, Syracuse
6A	166	Shawn Johnson, DE, Delaware
6B	182	Cody Spencer, LB, North Texas
7A	245	Courtney Anderson, TE, San Jose State
7B	255	Andre Sommersell, LB, Colorado State

2005

1	23	Fabian Washington, CB, Nebraska
2	38	Stanford Routt, CB, Houston
3A	69	Andrew Walter, QB, Arizona State
3B	78	Kirk Morrison, LB, San Diego State
6A	175	Anttaj Hawthorne, DT, Wisconsin
6B	212	Ryan Riddle, LB, California
6C	214	Pete McMahon, T, Iowa

2006

1	7	Michael Huff, DB, Texas
2	38	Thomas Howard, LB, UTEP
3	69	Paul McQuistan, OL, Weber State
4	101	Darnell Bing, LB, USC
6	176	Kevin Boothe, OL, Cornell

7A	214	Chris Morris, OL, Michigan State
7B	255	Kevin McMahan, WR, Maine

2007

1	1	JaMarcus Russell, QB, LSU
2	38	Zach Miller, TE, Arizona State
3A	65	Quentin Moses, DE, Georgia
3B	91	Mario Henderson, T, Florida State
3C	99	Johnnie Lee Higgins, WR, UTEP
4A	100	Michael Bush, RB, Louisville
4B	110	John Bowie, CB, Cincinnati
5A	138	Jay Richardson, DE, Ohio State
5B	165	Eric Frampton, S, Washington State
6	175	Oren O'Neal, RB, Arkansas State
7	254	Jonathan Holland, WR, Louisiana Tech

2008

1	4	Darren McFadden, RB, Arkansas
4A	100	Tyvon Branch, DB, Connecticut
4B	125	Arman Shields, WR, Richmond
6	169	Trevor Scott, DE, Buffalo
7	226	Chaz Schilens, WR, San Diego State

2009

1	7	Darrius Heyward-Bey, WR, Maryland
2	47	Mike Mitchell, S, Ohio
3	77	Matt Shaughnessy, DE, Wisconsin
4A	124	Louis Murphy, WR, Florida
4B	126	Slade Norris, LB, Oregon State
6A	199	Stryker Sulak, DE, Missouri
6B	202	Brandon Myers, TE, Iowa

2010

1	8	Rolando McClain, LB, Alabama
2	44	Lamarr Houston, DE, Texas
3	69	Jared Veldheer, T, Hillsdale
4A	106	Bruce Campbell, T, Maryland
4B	108	Jacoby Ford, WR, Clemson
5	138	Walter McFadden, CB, Auburn
6	190	Travis Goethel, LB, Arizona State
7A	215	Jeremy Ware, CB, Michigan State
7B	251	Stevie Brown, S, Michigan

2011

2	48	Stefen Wisniewski, C, Penn State
3A	81	DeMarcus Van Dyke, CB, Miami
3B	92	Joe Barksdale, T, LSU
4A	113	Chimdi Chekwa, CB, Ohio State
4B	125	Taiwan Jones, RB, Eastern Washington
5	148	Denarius Moore, WR, Tennessee
6	181	Richard Gordon, TE, Miami
7	241	David Ausberry, TE, USC

SUPPLEMENTAL DRAFT

3		Terrelle Pryor, QB, Ohio State
---	--	--------------------------------

2012

3	95	Tony Bergstrom, G, Utah
4	129	Miles Burris, LB, San Diego State
5A	158	Jack Crawford, DE, Penn State
5B	168	Juron Criner, WR, Arizona
6	189	Christo Bilukidi, DT, Georgia State
7	230	Nathan Stupar, LB, Penn State

2013

1	12	DJ Hayden, CB, Houston
2	42	Menelik Watson, OT, Florida State
3	66	Sio Moore, LB, Connecticut
4	112	Tyler Wilson, QB, Arkansas
6A	172	Nick Kasa, TE, Colorado
6B	181	Latavius Murray, RB, Central Florida
6C	184	Mychal Rivera, TE, Tennessee
6D	205	Stacy McGee, DT, Oklahoma
7A	209	Brice Butler, WR, San Diego State
7B	233	David Bass, DE, Missouri Western



RAIDERS CHRONOLOGY

1959

Aug. 14—In embryonic stages of AFL, first organizational meeting held under leadership of league founder Lamar Hunt; future Oakland franchise originally designated for city of Minneapolis. Aug. 22—American Football League chosen as official name. Nov. 22—First draft meeting held, with first-round choices Gerhard Schwedes (Boston), Richie Lucas (Buffalo), Don Meredith (Dallas), Roger LeClerc (Denver), Billy Cannon (Houston), Monty Stickles (Los Angeles), Dale Hackbart (Minneapolis); George Izo (New York). Nov. 23—Cooperative television plan adopted by AFL. Nov. 30—Joe Foss named league commissioner.

1960

Jan. 26—Lamar Hunt of Dallas Texans named first AFL president. Jan. 27—First 14-game home-and-away schedule adopted. Jan. 30—Oakland group awarded Minneapolis franchise, after Minnesota group reneges on commitment to AFL in order to join NFL as 1961 expansion team. Feb. 9—Eddie Erdelatz appointed as first head coach of Raiders. March 3—Special draft plan adopted to stock Oakland club. June 9—AFL signs five-year contract with ABC for network televising of games. July 30—First preseason game held; Boston defeats Buffalo, 28-7, before 16,000 at Buffalo. Sept. 9—First league game held; Denver defeats Boston, 13-10, before 21,597 at Boston. Sept. 11—Raiders open at home, losing to Houston, 37-22. Dec. 6—AFL establishes Player Benefit Fund.

1961

Jan. 1—First AFL Championship game held, Houston defeats Los Angeles, 24-16, before 32,183. Jan. 17—E.W. McGah named president of Raiders as partnership reorganized.

1962

Jan. 7—First AFL All-Star Game held, West defeats East, 47-27, before 20,973 at San Diego. June 27—Special draft of veteran players established to assist Oakland and Denver.

1963

Jan. 15—Al Davis named head coach and general manager of Raiders. Feb. 8—Dallas Texans announce move of franchise to Kansas City, becoming the Chiefs. March 28—New York Titans sold to group headed by David (Sonny) Werblin; club becomes the Jets. May 11—AFL allows Oakland and New York to select players from other franchises to provide more competitive balance. Dec. 22—Raiders down Houston, 52-49, to finish one game out of playoffs with 10-4-0 record, first winning season in club history.

1964

Jan. 17—AFL owners vote to recognize AFL Players' Association, formed just three days earlier. Jan. 29—AFL and NBC sign five-year, \$36-million television contract to begin with 1965 season. June 1—AFL announces establishment of pension and hospitalization plans.

1965

Feb. 1—Construction starts on 54,000-seat Oakland Coliseum; completion date set for Aug. 25, 1966. Aug. 16—AFL awards expansion franchise for 1966 to Miami.

1966

April 8—Al Davis, general manager and head coach of Raiders, named second Commissioner of American Football League, succeeding Joe Foss. John Rauch hired as Raiders head coach. June 8—American Football League and National Football League agree to an alliance that includes common draft and championship game. July 25—Al Davis resigns as league commissioner. Milt Woodard appointed president of the American Football League. Davis rejoins Raiders as managing general partner. Sept. 18—Raiders open 54,000-seat Oakland-Alameda County Coliseum, against Kansas City Chiefs.



July 31, 1960, vs. Dallas Texans – First game in Raiders history

1967

Jan. 15—First World Championship Game played, at Los Angeles. NFL champion Green Bay Packers pull away from AFL champion Kansas City in second half to win, 35-10. Jan. 21—AFL All-Star Game held in Oakland. East posts first series win, 30-23. March 14-15—First AFL-NFL common draft held. May 24—Cincinnati awarded AFL expansion franchise. August-September—First preseason games between AFL and NFL held, including Sept. 3 meeting between Raiders and San Francisco 49ers. Dec. 24—Raiders finish season with 13-1 mark, best record in AFL history. Dec. 31—Raiders rout Houston, 40-7, to win AFL Championship.

1968

Jan. 14—In Super Bowl II, Green Bay pulls away from AFL champion Raiders to win, 33-14. Nov. 17—"Heidi" becomes part of sports vocabulary when final minutes of Raiders' 43-32 comeback win over New York are cut off to permit television special to begin on time. Viewers unaware that Raiders score two late touchdowns to win, then voice headline-grabbing displeasure at NBC. Dec. 22—Raiders wallop visiting Kansas City, 41-6, to capture Western Division Playoff. Dec. 29—Raiders fall to New York Jets, 27-23, in AFL Championship at Shea Stadium before 62,627.

1969

Feb. 4—John Madden appointed Raiders head coach to replace John Rauch, who left to go with Buffalo Bills. May 10—Pro football realignment finds Cleveland Browns, Baltimore Colts and Pittsburgh Steelers moving to new American Football Conference as part of 1970 merger. Colts join Boston, Buffalo, Miami and New York in one division. Browns and Steelers join Houston and Cincinnati in another, and Kansas City, Denver, San Diego and Oakland remain in third division. June 1—Veteran AFL player personnel director and administrator Al LoCasale named executive assistant for Raiders. June 26—ABC acquires rights to televise NFL regular-season Monday night games. Oct. 19—Raiders quarterback Daryle Lamonica sets pro record with six touchdown passes in first half to direct 50-21 win over Buffalo. Oct. 26—Raiders defeat San Diego, 24-12, to equal AFL record of unbeaten games at 15. Dec. 13—Raiders beat Kansas City, 10-6, in regular-season finale and win record-tying third straight AFL Western Division title. Dec. 21—Raiders win playoff, set club scoring mark in 56-7 win over Houston.

1970

Jan. 4—Raiders bow to Kansas City, 17-7, in AFL Championship before record Coliseum crowd of 54,544. March 16-21—Pro football owners meet in Honolulu. Uniform rules adopted, including discarding of AFL's two-

RAIDERS CHRONOLOGY

point conversion option in favor of the one-point kick, acceptance of the NFL game ball and use of players' names on the back of team jerseys. Dec. 12—Raiders become first AFC club ever to capture four consecutive Western Division crowns with a 20-6 triumph over Kansas City Chiefs. Dec. 27—Raiders win third straight playoff by defeating AFC Eastern Conference runner-up Miami Dolphins, 21-14, at Coliseum.

1971

Jan. 3—Baltimore Colts defeat Raiders, 27-17, in AFC title game at Baltimore's Memorial Stadium. Sept. 26—Raiders commence nine-week unbeaten string by blanking Chargers, 34-0, in San Diego. Dec. 12—Field goal with 1:34 left provides Chiefs 16-14 victory over visiting Raiders to end Oakland string of four division titles.

1972

March 20-24—Owners move hash marks to 23 yards, 21 inches from sideline, narrowing field-goal angles. Dec. 3—Raiders return to glory by capturing fifth AFC West title in six seasons with 21-19 victory over Chargers in San Diego. Dec. 17—Raiders boast winningest record of 1963-72 10-year period (94-36-10) with 10-3-1 finish. Dec. 23—Controversial pass deflection on fourth down in final 22 seconds provides Pittsburgh with 13-7 playoff decision over Raiders, who had taken 7-6 lead with 1:13 left to play.

1973

Sept. 23—Largest Bay Area crowd to attend a pro game (74,121) fills California Memorial Stadium as Raiders stun Super Bowl champion Miami, 12-7, on four George Blanda field goals. Dolphins win streak stopped at 18. Dec. 16—Raiders down Denver Broncos, 21-17, to capture third consecutive AFC West title and sixth in seven seasons. Dec. 22—Oakland returns to AFC Championship with 33-14 playoff triumph against Pittsburgh. Dec. 30—Miami wins third consecutive AFC title, topping Raiders, 27-10.

1974

April 25—Rule changes, culminating three years of study, are announced at NFL owners meeting in New York. Preseason and regular-season games tied after regulation time will be allotted a single 15-minute or sudden-death overtime. Goal posts moved to end line, kickoffs moved to 35-yard line, missed field goals are returned to line of scrimmage or 20-yard line, whichever is farther from goal line; and members of team kicking from scrimmage (punt or field goal) cannot cross line of scrimmage until ball is kicked. Offensive-holding penalty, illegal use of hands, and tripping infractions occurring in area of line of scrimmage and 3 yards beyond are reduced from 15 to 10 yards. Wide receivers blocking back toward the ball 3 yards from line of scrimmage cannot block below the waist. Sept. 22—Raiders begin nine-game winning streak with 27-7 victory over rival Kansas City. Nov. 18—Oakland captures seventh AFC West title after only 10 regular-season games as Kansas City topples Denver in Monday night clash, following Raiders' 17-10 Sunday victory over San Diego. Dec. 14—Raiders complete 1974 campaign with 27-23 victory over Dallas, register best record in NFL (12-2). Dec. 21—Miami's fourth consecutive Super Bowl bid is ended as Raiders defeat world champions, 28-26, at Coliseum in AFC playoffs. Dec. 29—Pittsburgh defeats Oakland, 24-13, and advances to Super Bowl.


1975

Feb. 7—Long Island Athletic Club selects Al Davis as NFL Executive of the Year. March 17—Pro football owners meet in Honolulu. Rule changes include: Penalties for having illegal player downfield and offensive-pass interference are reduced from 15 to 10 yards. Sept. 3—Jim Otto, last original Raider, retires after 15 years as Raiders starting center. Sept. 22—Raiders snap Miami's 31-game Orange Bowl winning streak with 31-21 Monday night victory. Nov. 3—Raiders become pro football's all-time winningest team since 1960 with victory over New Orleans to up team's all-time record to 129-77-11 (.626). Nov. 23—Raiders go into overtime for first time in history, defeating Washington Redskins, 26-23, at 7:13 of extra period. Nov. 30—Raiders clinch eighth AFC West title in past nine seasons with 37-

34 overtime victory over Atlanta. Dec. 21—George Blanda's second of four extra-point kicks against Kansas City makes the 26-year veteran first player in pro football history to score 2,000 points. Dec. 28—Raiders advance to AFC title game with 31-28 win over Cincinnati at home.

1976

Jan. 4—Raiders bow 16-10 at Pittsburgh in AFC Championship. March 15—Pro football owners meet in Coronado, Calif. Rule changes adopted include: Official coin toss moved to three minutes before kickoff, and two 30-second time clocks will be placed in each end zone so fans can see how long offense has to put ball in play. March 30—Tampa Bay Buccaneers and Seattle Seahawks complete their selection of veteran players in NFL expansion draft. Raiders lose Bob Moore, Harold Hart and Louis Carter.



Dec. 21, 1974, vs. Miami Dolphins – the Sea of Hands

Nov. 21—Raiders clinch ninth AFC West championship in 10 years with 26-7 win over Eagles in Philadelphia. Dec. 12—With 24-0 victory over San Diego, Raiders conclude league season with 13-1 record, best in pro football. Dec. 18—Raiders defeat New England, 24-21, in AFC playoff to advance to conference championship. Dec. 26—Raiders win AFC Championship with impressive 24-7 triumph over Pittsburgh at home.

1977

Jan. 9—Raiders defeat Minnesota Vikings, 32-14, in Super Bowl XI at Rose Bowl in Pasadena before record crowd of 103,424, plus a world-wide television audience of over 130 million. Jan. 10—Over 20,000 fans turn out at the Coliseum to greet world champions on their return to Oakland. Jan. 29—Raiders Head Coach John Madden named the Washington Touchdown Club's Coach of the Year. March 5—Al Davis, Raiders managing general partner, named NFL Executive of the Year. March 29—At NFL meetings in Phoenix, owners adopt schedule beginning in 1978 with four preseason contests and 16 regular-season games; Seattle assigned to AFC West. June 8—Raiders players and staff receive world championship rings. Oct. 9—Raiders down Cleveland, 26-10, to win 17th consecutive game, a streak topped only seven times in NFL history. Dec. 11—Raiders clinch 10th playoff appearance in 11 years with 35-13 win over Minnesota in Coliseum. Dec. 18—Raiders beat Kansas City, 21-20, to become first NFL team to win 150 league games since 1960. Dec. 24—Raiders defeat Colts at Baltimore, 37-31, in second overtime period to win AFC playoff and advance to conference championship. At 75 minutes and 43 seconds, game is longest in Raiders history.

1978

Jan. 1—Raiders lose, 20-17, at Denver in AFC Championship. March

RAIDERS CHRONOLOGY

13—NFL owners meet in Palm Springs. Rule changes include: Liberalized pass-protection blocking, elimination of defenders bumping eligible pass receivers more than 5 yards downfield, and addition of seventh game official. June 7—NFL owners vote to increase active rosters to 45 players. Oct. 1—Raiders record in overtime games goes to 4-0 with 25-19 fifth-quarter win over Bears in Chicago. Nov. 5—John Madden becomes 13th coach in NFL history with 100 victories as Oakland wins in Kansas City, 20-10. Dec. 17—Raiders beat Minnesota Vikings in Coliseum, 27-20, to wrap up 14th consecutive winning season.

1979

Jan. 4—John Madden retires from football coaching after 12 years with Raiders (two as linebackers coach and 10 as head coach). Feb. 8—Tom Flores named as head coach of Raiders by managing general partner Al Davis. March 12—NFL owners meet in Honolulu. Rule changes include eliminating blocking below the waist on punt and kickoff returns, and officials instructed to blow the play dead as soon as the quarterback is in the grasp of any tackler. Active roster for 1979 will be 45 players. May 11—RB Pete Banaszak retires after 13 seasons with Raiders. July 1—CB Willie Brown retires after 12 seasons with Raiders and 16 seasons in the league. July 9—Raiders close season-ticket sales at an all-time high of 51,825. July 28—Raiders play in Pro Football Hall of Fame Game for first time, defeating Dallas, 20-13. Sept. 2—New Head Coach Tom Flores gets first league win as Raiders down Rams, 24-17, at L.A. Coliseum. Oct. 14—Raiders score 50 points for fifth time in team history, defeating Atlanta, 50-19. Dec. 3—Raiders run Monday night record to 13-1-1 with great comeback win against Saints in New Orleans, 42-35. Dec. 9—Win over Cleveland, 19-14, earns Raiders 15th straight winning season, tying all-time NFL record set 35 years earlier by Chicago Bears. Dec. 16—Raiders complete 1979 season having scored in 198 consecutive games.


1980

April 29—Raiders select BYU quarterback Marc Wilson, nation's leading passer, in first round of college player draft. Aug. 2—Original Raider Jim Otto, starting center for 210 consecutive league games from 1960 through 1974, inducted into Pro Football Hall of Fame in Canton, Ohio. Sept. 7—Raiders open 21st season with 27-14 win over Chiefs in Kansas City. Dec. 1—Raiders become first team in NFL history to earn 16 consecutive winning seasons. The 9-3 win over Denver runs Monday Night Football record to 16-1-1, best in NFL. Dec. 21—With 33-17 victory over N.Y. Giants, Raiders conclude league season with 11-5 record, tied for first place in AFC West, and enter the playoffs for 11th time since 1967. Raiders now have scored in

214 consecutive league games. Dec. 28—Raiders defeat Houston, 27-7, in AFC Wild Card playoff.

1981

Jan. 4—Mike Davis intercepts Brian Sipe on "Red Right 88" to defeat Cleveland, 14-12, in AFC playoff, in sub-zero weather. Jan. 11—Raiders win AFC Championship against Chargers in San Diego, 34-27. Jan. 25—Raiders win second world championship in five years by downing Philadelphia Eagles, 27-10, in Super Bowl XV at the Superdome in New Orleans before a crowd of 75,500, plus a world-wide television audience of over 125 million. March 15—NFL owners meet in Hawaii. Rule changes include prohibition against use of adhesive or slippery substances on the body, equipment or uniform of any player. April 28—With two first-round draft choices for first time in club history, Raiders select Texas Tech defensive back Ted Watts and University of Washington offensive tackle Curt Marsh. Aug. 1—Raider QB/K George Blanda, leading scorer in both NFL and Raiders history, inducted into Pro Football Hall of Fame in Canton, Ohio. Aug. 2—Raiders players and staff receive world championship rings in ceremony at Kaiser Center. Sept. 20—Raiders score in 217th consecutive game, downing Seattle, 20-10. Dec. 7—Raiders down Pittsburgh, 30-27, to run Monday Night Football record to 18-1-1.



W

1982

April 27—Raiders select USC RB Marcus Allen, 1981 Heisman Trophy winner, in first round of draft. May 7—U.S. Federal District Court Jury unanimously finds for Raiders and against NFL on both the antitrust count and bad faith charges, setting up court order to prevent Raiders from being illegally stopped from moving to Los Angeles. Aug. 29—Los Angeles Raiders play first home preseason game in L.A. Coliseum, downing Green Bay Packers, 24-3. Sept. 12—Raiders open 23rd season with 23-17 win over defending Super Bowl champion 49ers in San Francisco. Nov. 22—After 57-day strike by NFL players, season resumes and Los Angeles Raiders finally play first home league game, overcoming 24-point deficit to defeat San Diego Chargers, 28-24. Dec. 12—Raiders down Chiefs in final seconds in Kansas City, 21-16, to clinch 17th winning season in last 18 years and earn 200th league win in club's history. Dec. 18—Raiders record first million-dollar home league game gate in NFL history while downing Rams, 37-31.



AFC versus NFC for the NFL Championship and the Vince Lombardi Trophy • Monday, January 25, 1982 • 8:00 P.M. • Louisiana Superdome, New Orleans
An Official Publication of the National Football League

Jan. 25, 1981, vs. Philadelphia Eagles – Super Bowl XV



1983

Jan. 2—In game added to original schedule as part of strike settlement, Raiders beat Chargers in San Diego, 41-34, to finish shortened 1982 season with league-best 8-1-0 record. Raiders win 10th division championship since 1967 and enter playoffs for 12th time. Jan. 8—Raiders triumph, 27-10, over Cleveland Browns in L.A. Coliseum in first round of playoffs and record 16th postseason win since 1967. Jan. 15—Record playoff gate established as 90,688 tickets issued for Raiders L.A. Coliseum playoff game against Jets, won by New York, 17-14; sales include only 651 no-shows as home crowd of 90,037 is top non-Super Bowl attendance in recent years of NFL play. April 13—Federal District Court jury awards Los Angeles Raiders almost \$35 million in compensatory damages from NFL for anti-trust and bad-faith violations. Los Angeles Memorial Coliseum awarded nearly \$15 million in damages in same decision. May 5—Raiders hold first workouts at new Los Angeles-area facility in El Segundo during offseason rookie camp. July 15—Raiders open 1983 training camp at El Rancho Motel complex in Santa Rosa. July 22—California State Superior Court upholds Raiders' move to Los Angeles by ruling against City of Oakland and for the Raiders in Eminent Domain case heard in Monterey County. Court rules City does not have right to acquire Raiders through condemnation. Aug. 6—Raiders begin 24th season of play in preseason opener against San Francisco in L.A. Coliseum. Sept. 4—Raiders open 24th season with 20-10 victory over Bengals in Cincinnati. Sept. 17—E.W. McGah, courageous Raiders general partner and only remaining original partner, who added stability and credibility to the franchise for three decades, dies at age 84. Sept. 19—With 27-14 win over Miami in L.A. Coliseum, Raiders raise Monday Night Football record to an incredible 20-2-1. Nov. 13—Raiders down Bills in final seconds in Buffalo, 27-24, to clinch 18th winning season in 19 years.

1984

Jan. 1—Raiders triumph, 38-10, over Pittsburgh Steelers in AFC playoff game before AFC postseason-record crowd (92,434 tickets issued). Jan. 8—Raiders down Seattle Seahawks, 30-14, before largest championship-game crowd in AFC history (92,335 tickets issued) to win 11th conference championship. Jan. 22—Raiders win world championship for third time in eight years by defeating Washington Redskins, 38-9, in Super Bowl XVIII at Tampa Stadium before crowd of 72,290 and world-wide radio and television audience of over 125 million. Jan. 24—World champion Raiders presented with key to City of Los Angeles in ceremony on steps of City Hall before record crowd for sports celebration. Feb. 28—Federal Court of Appeals upholds unanimous jury verdict for Raiders reached earlier in Federal District Court on both the anti-trust count and the bad-faith charges. May 26—Raiders players and staff receive world-championship rings in ceremony at Beverly Hilton Hotel. July 16—California State Superior Court again upholds Raiders move to Los Angeles by ruling against City of Oakland and for the Raiders in Eminent Domain case. July 28—Former cornerback Willie Brown becomes third Raider player inducted into Pro Football Hall of Fame in Canton, Ohio. Sept. 2—Raiders open 25th anniversary season with 24-14 win over Oilers in Houston. Sept. 16—Raiders down Chiefs in Kansas City, 22-20, to earn Tom Flores his 50th league win since becoming head coach in 1979. Oct. 28—92,469 tickets issued for game against Denver in L.A. Coliseum sets all-time Raider record. Nov. 5—United States Supreme Court upholds Raider victory in antitrust case against the NFL by refusing to alter previous favorable decisions for the Raiders made by United States Federal Court of Appeals panel and United States Federal District Court jury. Nov. 25—Raiders down Indianapolis Colts, 21-7, in L.A. Coliseum to clinch 19th winning season in last 20 years. Dec. 9—Raiders assured of postseason playoff berth for 14th time in last 18 years. Dec. 10—With 24-3 win over Detroit in Pontiac Silverdome, Raiders raise Monday Night Football record to an unparalleled 22-3-1. Dec. 22—Raiders lose, 13-7, at Seattle in AFC Wild Card game.

1985

Jan. 27—Eight Raiders play with victorious AFC all-stars, who down NFC, 22-14, in Pro Bowl in Honolulu. April 9—Raiders enter into agreement to hold preseason training camps in Oxnard. July 18—Raiders open first Southern California preseason training camp in Oxnard. Aug. 3—Raiders



Jan. 22, 1984, vs. Washington Redskins – Super Bowl XVIII

host first Family Day in Southern California before club record 12,000 fans at Oxnard High. Sept. 3—Largest crowd in Los Angeles Chamber of Commerce sports banquet history turns out to honor Raiders prior to opening of season. Sept. 8—Raiders open 26th season, at home with 31-0 shutout of N.Y. Jets. Sept. 22—92,487 tickets issued for home game against San Francisco, setting NFL league game gate record. Nov. 15—California State Court of Appeals rules in favor of Raiders in Eminent Domain case initiated by City of Oakland. Court determines that Oakland's "proposed exercise of eminent domain power would violate the commerce clause of the U.S. Constitution." Dec. 1—Raiders defeat Falcons, 34-24, in Atlanta to clinch 20th winning season in 21 years. Dec. 15—Raiders earn playoff berth for 15th time in 19 years and fourth time in their four seasons in Los Angeles, by downing Seattle, 13-3, in L.A. Coliseum. Win assures Raiders of 13th AFC West championship. Dec. 23—With 16-6 win over Rams in Anaheim, Raiders raise league's best Monday night record to 24-3-1. Victory gives Tom Flores his 70th win in seven years as Raiders head coach.

1986

Jan. 5—Raiders lose to New England, 27-20, in AFC playoff. Feb. 27—California State Supreme Court again upholds Raiders' move to Los Angeles by refusing to alter previous favorable decision in State Court of Appeals for the Raiders and against City of Oakland in Eminent Domain case. June 11—George Anderson, Raiders head trainer since 1960, inducted into National Athletic Trainers' Association Hall of Fame. June 30—U.S. Supreme Court upholds Raiders move to Los Angeles by refusing to alter prior series of favorable decisions in California state courts for Raiders and against City of Oakland in Eminent Domain case. Oct. 12—Raiders defeat Seattle, 14-10, to record 200th league victory against an AFC team. Nov. 2—Raiders set club single-game record with 92,496 tickets issued for home game against Denver. Nov. 16—Raiders down Cleveland, 27-14, to win 50th league game since relocation to Los Angeles in 1982.

1987

Jan. 24—Former offensive guard Gene Upshaw becomes fourth Raider voted into Pro Football Hall of Fame. July 22—Raiders open new training camp headquarters at Radisson Hotel in Oxnard. Aug. 8—Upshaw inducted into Pro Football Hall of Fame in ceremony at Canton, Ohio, with presentation speech made by Al Davis. Sept. 13—Raiders open 28th league season with 20-0 shutout victory against Packers in Green Bay. Nov. 30—Raiders become first NFL team to win 250 league games since 1960 by defeating

RAIDERS CHRONOLOGY

Seattle, 37-14. Win raises Raiders' Monday Night Football record to league-best 25-5-1. Dec. 27—Ticket count of 86,011 for Raiders home game against Chicago is tops in NFL for 1987.

1988

Jan. 20—Tom Flores retires as Raiders head football coach after nine years, 91 wins and two world championships. Jan. 30—Former wide receiver Fred Biletnikoff becomes fifth Raider voted into Pro Football Hall of Fame. Feb. 29—Mike Shanahan named as head coach of Raiders. April 24—Raiders have three first-round draft choices for first time in club history, select Notre Dame WR Tim Brown, Tennessee CB Terry McDaniel and Illinois DE Scott Davis. July 30—Biletnikoff inducted into Pro Football Hall of Fame in ceremony at Canton, Ohio with presentation speech made by Al Davis. Sept. 26—Raiders defeat Broncos in overtime, 30-27, in Denver to run Monday Night Football record to 26-5-1. Nov. 16—Raiders agree to settlement offer for damages from City of Oakland to complete victory in Eminent Domain case that began in 1980. Dec. 18—Final-game loss to Seahawks in L.A. Coliseum prevents Raiders from winning AFC West title and being in playoffs.

1989

Jan. 21—Former 15-year offensive tackle Art Shell becomes sixth Raider voted into Pro Football Hall of Fame. March 4—Raiders agree to settlement offer for damages from National Football League to complete Federal Anti-Trust case won by Raiders over right to relocate. April 23—Raiders use second-round choice obtained in draft-day trade with Dallas Cowboys to select Penn State G Steve Wisniewski as top pick in 1989 draft. Aug. 5—Shell inducted into Pro Football Hall of Fame in ceremony in Canton, Ohio, with presentation speech made by Al Davis. Oct. 3—Shell named as head coach of Raiders, replacing Mike Shanahan, released the previous day. Oct. 9—Shell records first win as head coach with 14-7 victory over N.Y. Jets in Giants Stadium, to run Monday Night Football record to 27-6-1. Dec. 3—Raiders defeat Denver Broncos, 16-13, in overtime before 90,016, largest ticket count in NFL in 1989.

1990

Jan. 27—Ted Hendricks, who wore the Silver and Black from 1975-83, becomes seventh Raider voted into Pro Football Hall of Fame. Aug. 4—Hendricks inducted into Pro Football Hall of Fame in ceremony in Canton, Ohio, with presentation speech made by Al Davis. Aug. 5—Raiders play New Orleans Saints in historic Wembley Stadium in London, first Raiders game ever in another country. Sept. 9—Raiders open 31st season and ninth in Los Angeles with 14-9 win over Denver Broncos in L.A. Coliseum. Dec. 10—Win over Detroit, 38-31, in Pontiac Silverdome earns Raiders their 275th league game victory, most by any NFL team since 1960. Dec. 30—Win over San Diego Chargers, 17-12, in L.A. Coliseum earns Raiders their 14th AFC West title and 16th season in playoffs.

1991

Jan. 13—Raiders defeat Cincinnati Bengals, 20-10, to record 20th post-season victory. Coliseum ticket count of 92,488 is largest in NFL for the 1990 season. May 24—Raider Owner Al Davis presented first NFL Players Association Award of Excellence "for his contributions to the men who played the game." Aug. 4—Raiders pay first visit to Japan to play preseason game against Miami Dolphins. Sept. 29—Raiders defeat San Francisco, 12-6, before 92,488 at Los Angeles Memorial Coliseum, the top NFL ticket count in 1991.

1992

Jan. 25—Al Davis voted into Pro Football Hall of Fame. Feb. 2—Eight Raider players, as many as any other NFL team, play in Pro Bowl in Honolulu. April 26—Raiders select Clemson defensive lineman Chester McGlockton in first round of draft. Aug. 1—Al Davis inducted into Pro Football Hall of Fame in ceremony in Canton, Ohio, with presentation speech made by former Raiders head coach and TV analyst John Madden. Aug. 8—Los Angeles Raiders begin second decade of play since relocating from Oakland, with preseason game against the 49ers in San Francisco.

1993

Feb. 7—Raider CB Terry McDaniel, who along with defensive lineman Howie Long represented the Raiders, scoops up fumble and returns it 27 yards for touchdown to lead AFC over NFC in Pro Bowl in Honolulu. Feb. 17—Renovation begins on L.A. Coliseum to provide more "intimate" facility for Raiders and their fans. Stadium capacity will be reduced from NFL-high 92,488 to 67,800. Sept. 5—Raiders play first game in renovated Coliseum, beating Minnesota Vikings, 24-7, in 1993 NFL league season opener.

1994


Jan. 2—In front of sellout crowd of 67,800 at the L.A. Coliseum, Raiders overcome 17-point fourth-quarter deficit to beat Denver, 33-30, in overtime to qualify for playoffs for 18th time. Jan. 9—The Raiders, in front of another sellout at the L.A. Coliseum, beat Denver for the third time during the 1993 season, in the AFC Wild Card playoff, 42-24. Jan. 15—The Raiders, playing in sub-zero temperatures in Buffalo, narrowly lose to the Bills, 29-23, falling one win short of the AFC Championship game. July 31—The Silver and Black travel overseas for their third American Bowl in five years to play in Barcelona, Spain, against Denver. The game is played in Montjuic Stadium, site of the opening and closing ceremonies of the 1992 Summer Olympics.

1995

Feb. 2—Mike White becomes 10th head coach in 35-year history of the Raiders, replacing Art Shell. April 22—The Raiders select University of Washington running back Napoleon Kaufman in the first round of the 1995 draft. June 23—Letter of intent is signed between the Raiders and the Oakland Coliseum. Aug. 7—Agreement is signed during ceremony held in locker room at Oakland-Alameda County Coliseum. Coliseum representatives declare a sold-out stadium for 1995 and board president George Vukasin states that the Raiders will enjoy "sellouts" for decades to come. Aug. 12—Raiders play first home preseason game after relocating to Oakland, against St. Louis Rams at Oakland-Alameda County Coliseum. Sept. 3—Raiders kick off their 23rd league season in Oakland with a 1995 home opener against defending AFC champion San Diego Chargers.

1996

March 27—Raiders announce plans to hold summer training camp in Napa, Calif., with team being housed at the Napa Marriott and practices held on the grounds of the adjacent Redwood Middle School. June 17—Raiders move into Alameda facility, just one mile from team's old training facility on Doolittle Drive. "This is the final step in a tremendous process of relo-



Sept. 3, 1995, vs. San Diego Chargers—First game back in Oakland



cating the organization," states Al Davis. "This state-of-the-art facility will provide the Raiders organization a positive, winning environment. When completed, this facility will be the finest in all of professional sports and will provide a solid base for years to come, as the true greatness of the Raiders is in its future." July 12—Raiders open training camp in Napa. July 27—Raiders open 1996 preseason vs. Cowboys in Dallas. Sept. 1—Raiders open their 37th league season with inaugural league contest in Baltimore vs. Ravens. Sept. 15—Raiders open 1996 home league schedule against Jacksonville in newly renovated Oakland-Alameda County Coliseum.

1997

Jan. 25—Former defensive back Mike Haynes becomes ninth Raider voted into Pro Football Hall of Fame. Jan. 30—Raiders name Joe Bugel, whose coaching career has spanned four decades, as head coach. Bugel, 56, becomes 11th head coach in organization's 37 years of professional football competition. May 8—The Silver and Black and Susquehanna Radio Corp. announced that Raider games will be carried on "The Ticket," 1050 AM, the Bay Area's newest all-sports radio station. July 26—Haynes inducted into Pro Football Hall of Fame in ceremony in Canton, Ohio. Aug. 31—Silver and Black open 38th league season and 25th year as Raiders with inaugural league contest vs. Tennessee Oilers in Memphis. Dec. 21—Tim Brown passes Pro Football Hall of Famer Fred Biletnikoff for top spot on the Raiders' all-time receiving list after catching 20-yard pass from Jeff George in first quarter of Raiders-Jacksonville contest. Biletnikoff, the Raiders' receivers coach, had 589 career catches. Brown also sets a Raiders record for receptions in a single game against Jacksonville with 14, breaking his own record of 12.

1998

Jan. 22—Jon Gruden named as head coach of Raiders. Gruden, 34, becomes the youngest head coach in the NFL and third-youngest in the history of the Silver and Black. Raiders Owner Al Davis was 33 when he was named head coach and general manager in 1963 while John Madden was 32 when he was promoted to head coach in 1969. April 19—Raiders select Michigan defensive back Charles Woodson with fourth overall pick in 1998 draft. Woodson is first primarily defensive player to ever win the Heisman.

1999

Aug. 7—Former Raiders running back Eric Dickerson is inducted into Pro Football Hall of Fame in ceremony in Canton, Ohio. Sept. 12—Raiders open 40th regular season in Green Bay vs. Packers.

2000

Feb. 6—Three Raiders players, QB Rich Gannon, DT Darrell Russell and CB Charles Woodson, play in Pro Bowl in Honolulu. Another Raider, Tim Brown, is voted to his eighth Pro Bowl (which ties a Raiders record) but does not play. April 15—Raiders select Florida State K Sebastian Janikowski in first round of the NFL Draft. July 29—Former Raider greats Howie Long and Ronnie Lott inducted into Pro Football Hall of Fame in Canton, Ohio, ceremony.

2001

Jan. 6—Raiders, following a bye, defeat Miami Dolphins 27-0 in Divisional Playoff game at Coliseum. Jan. 14—Raiders host AFC Championship vs. Baltimore Ravens. Feb. 4—Four Raider players, QB Rich Gannon, CB Charles Woodson, and offensive linemen Lincoln Kennedy and Steve Wisniewski, play for victorious AFC in Pro Bowl at Honolulu, coached by Jon Gruden and his Raiders assistants. Gannon is also named the game's MVP. Aug. 27—Raiders face Cowboys in Monday Night American Bowl preseason contest in Mexico City.

2002

Jan. 12—Raiders, AFC West Champs for second straight year, defeat N.Y. Jets, 38-24, in Wild Card playoff game at Coliseum. Jan. 19—Raiders lose controversial Divisional playoff in snow at New England, 16-13, in overtime. Feb. 9—Five Raiders players, WR Tim Brown, QB Rich Gannon, CB

Charles Woodson, OT Lincoln Kennedy and P Shane Lechler, play for victorious AFC in Pro Bowl at Honolulu. Gannon is named the game's MVP for the second straight year. March 12—Offensive Coordinator Bill Callahan is named as the 13th head coach in Raiders history. Aug. 3—Raiders legend Dave Casper is inducted into Pro Football Hall of Fame in ceremony at Canton, Ohio. Sept. 15—Rich Gannon sets an NFL record for most completions in non-overtime game with 43 during 30-17 win at Pittsburgh. Sept. 29—With 151 yards during 52-25 win over Tennessee, Jerry Rice becomes the NFL's all-time leader in yards from scrimmage. In same game, Rod Woodson returns interception 82 yards for score to become NFL leader for most career interception return yards. Nov. 11—Rich Gannon sets NFL record for consecutive completions with 21 during 34-10 win at Denver. Nov. 17—Tim Brown breaks Gene Upshaw's Raiders record for most games played in Silver and Black (217). Nov. 24—Raiders reach 400-win mark in regular and postseason contests with 41-20 win over Arizona. Dec. 2—Tim Brown joins Raiders teammate Jerry Rice and Cris Carter as only the third player in NFL history to catch 1,000 passes, during 26-20 win over N.Y. Jets. Dec. 22—Raiders clinch third straight AFC West title with 28-16 win over Denver. After connecting on 18 passes in that game, soon-to-be league MVP Rich Gannon sets NFL single-season completions record (404).

2003

Jan. 19—Raiders record 25th postseason victory (most of any AFC team) in 41-24 win over Tennessee for AFC championship before second-largest crowd (62,544) in Oakland postseason history. Jan. 26—Raiders become only team in pro football history to play in Super Bowls in four different decades with appearance in Super Bowl XXXVII in San Diego. Feb. 2—Four Raiders, QB Rich Gannon, OT Lincoln Kennedy, WR Jerry Rice and S Rod Woodson, play in Pro Bowl in Honolulu. April 19—Raiders select defensive back Nnamdi Asomugha and defensive lineman Tyler Brayton in the first round of the 2003 NFL Draft.

2004

Jan. 26—The Raiders name Norv Turner head coach. Jan. 31—Bob Brown selected for induction into Pro Football Hall of Fame. May 7—The Raiders accept an offer to have 2004 games broadcast on KSFO 560 AM, the Bay Area's Talk Leader. KSFO, the popular Bay Area talk radio station, will serve as the anchor for the multi-state, multi-station Raiders Radio Network. Raider broadcasts will include extensive pre- and postgame shows as well as Raider-specific programming during the week. Aug. 7—Bob Brown becomes 15th Raider to be inducted into Pro Football Hall of Fame.

2005

Feb. 12—Defensive end Derrick Burgess, among the top free agent acquisitions in the NFL, represents the Raiders in the Pro Bowl, after leading NFL in sacks with a team-record 16. Sept. 8—Raiders begin 46th season with regular-season opener vs. Patriots in New England in Thursday night NFL inaugural contest for 2005.

2006

Feb. 10—Pro Football Hall of Famer Art Shell returns for his second stint as Raiders head coach. April 29—Raiders select Texas defensive back Michael Huff in first round of the 2006 NFL Draft. Aug. 5—John Madden, former Raiders head coach and leading pro football television analyst, inducted into Pro Football Hall of Fame with presentation speech made by Al Davis. Aug. 6—Raiders open preseason play in Hall of Fame Game vs. Philadelphia in Canton, Ohio.

2007

Jan. 23—Lane Kiffin introduced as new Raiders head coach. Dec. 2—Raiders record 400th all-time regular season victory with 34-20 win over Denver Broncos at Coliseum.

2008

April 26—Raiders select Arkansas running back Darren McFadden in first round of 2008 NFL Draft. Sept. 30—Tom Cable introduced as Raiders in-

RAIDERS CHRONOLOGY

terim head coach. Oct. 19—Sebastian Janikowski sets franchise and NFL overtime record by kicking 57-yard field goal to beat the New York Jets, 16-13. Nov. 9—Janikowski becomes Raiders all-time scoring leader, surpassing Pro Football Hall of Famer George Blanda's franchise mark of 863 career points.

2009

Feb. 4—Raiders name Tom Cable head coach. April 26—Raiders select Maryland wide receiver Darrius Heyward-Bey in first round of 2009 NFL Draft. July 29—Raiders open training camp in Napa. Aug. 8—Former Raiders S Rod Woodson inducted into Pro Football Hall of Fame. Sept. 14—Raiders begin 50th season of pro football competition with regular-season opener on Monday night vs. San Diego Chargers at Oakland-Alameda County Coliseum. Dec. 27—Sebastian Janikowski sets a Raiders record with 61-yard field goal at Cleveland, marking the third-longest field goal in NFL history.

2010

Jan. 3—Sebastian Janikowski reaches 1,000 career points with 39-yard field goal against Baltimore Ravens. March 31—Raiders announce multi-year agreement with San Francisco's Live 105 (105.3 KITS-FM) and KFRC-AM 1550 to broadcast all preseason, regular-season and postseason games. April 22—Raiders select Alabama linebacker Rolando McClain in first round of 2010 NFL Draft. Aug. 7—Former Raiders WR Jerry Rice inducted into Pro Football Hall of Fame. Oct. 24—Raiders set franchise record by scoring 59 points in win at Denver. Dec. 26—Rookie Jacoby Ford sets Raiders season and career record with his third kickoff return for a touchdown in 2010. Janikowski sets franchise single-season scoring record, surpassing mark of 132 set by Jeff Jaeger in 1993.

2011

Jan. 2—Raiders conclude sweep of AFC West opponents with 31-10 victory at Kansas City. Jan. 18—Hue Jackson named head coach of Raiders. Sept. 12—Raiders begin 52nd season of pro football competition on Monday Night Football at Denver, K Sebastian Janikowski ties NFL record and breaks own franchise mark by kicking 63-yard field goal. Oct. 8—Raiders Owner Al Davis, a pro football pioneer, trailblazer, maverick and giant, passes away at age 82 after leading the franchise for half a century. Oct. 9—Raiders defeat Houston Texans, 25-20, in first game without the franchise's leader. Oct. 18—Days after QB Jason Campbell breaks collar bone, team acquires QB Carson Palmer from Cincinnati for two draft choices. Nov. 27—Janikowski sets Raiders record and ties NFL mark with six field goals in the victory, while P Shane Lechler snaps a franchise mark with an 80-yard punt.



Oct. 16, 2011, vs. Cleveland Browns – Al Davis Memorial Game


2012

Jan. 10—New Owner Mark Davis names as new Raiders general manager Reggie McKenzie, first individual hired by franchise for that position since Al Davis in 1963. A former Raiders player, McKenzie served in a player personnel capacity with the Green Bay Packers for 18 years. Jan. 29—LS Jon Condo, K Sebastian Janikowski, P Shane Lechler and DT Richard Seymour represent Raiders at the Pro Bowl. Jan. 30—Broncos defensive coordinator Dennis Allen introduced as Raiders head coach; Allen is NFL's youngest head coach.

2013

Jan. 27—FB Marcel Reece represents the Raiders at the Pro Bowl in Honolulu, Hawaii. April 25—Raiders announce multi-year agreement with KGMZ 95.7 The Game to broadcast all preseason, regular-season and postseason games.

EXTRA POINTS



TICKET INFORMATION



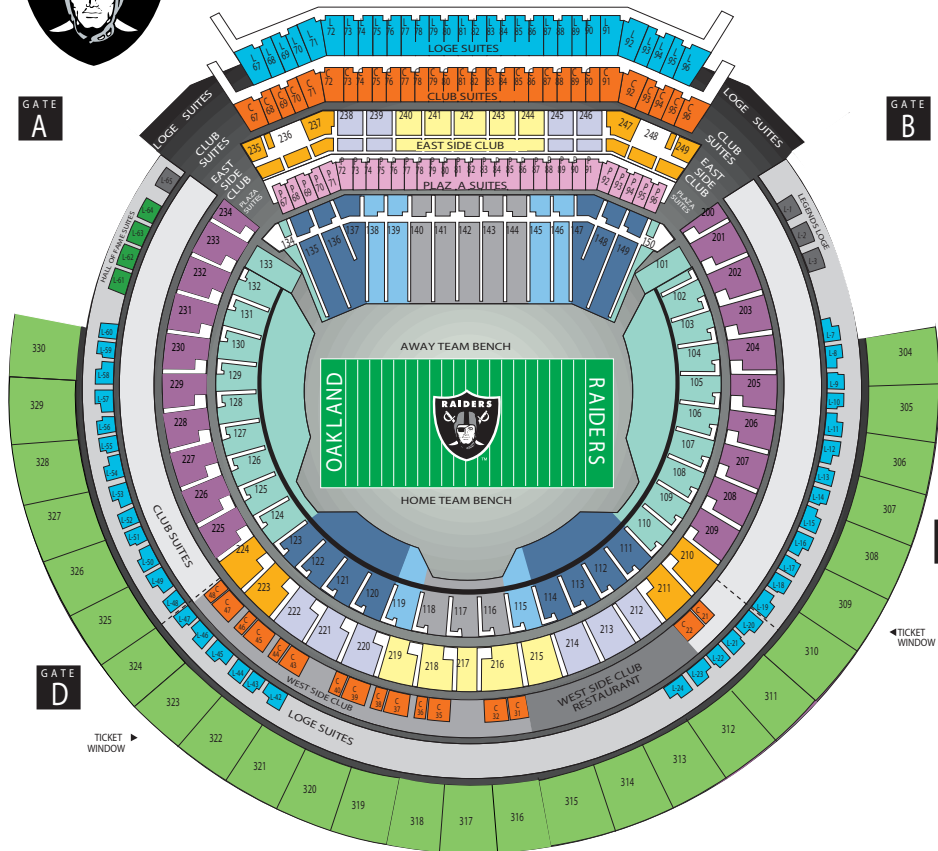
GATE LL

K LOT

GATE MM

GATE A

GATE B



SEASON TICKET HOLDER SERVICES ▲

GATE PLAZA

WILL CALL & BOX OFFICE



Call **1.800.RAIDERS** or visit **RAIDERS.COM** for tickets.



RAIDERS RADIO NETWORK

The Oakland Raiders and Entercom's 95.7 The GAME (KGMZ-FM), The Bay Area's New Sound For Sports, announced a multi-year agreement for 95.7 The GAME to become the radio flagship station in the Bay Area. 95.7 The Game will broadcast coverage of the Silver and Black's preseason, regular season and postseason games.

Oakland Raiders programming on 95.7 The GAME will include aggressive pre-game and postgame shows complete with key interviews, locker room reaction and listener phone calls. Rounding out Raiders coverage on 95.7 The GAME will be weekly call-in shows with Head Coach Dennis Allen and other key Raiders players and personnel. Every Monday during the NFL season will be re-branded on the station as "Raiders Mondays." 95.7 The GAME is also the broadcast home of Oakland Athletics baseball. In the event of a programming conflict with A's baseball, Oakland Raiders football will be heard on sister station KFOX 102.1/98.5. KFOX is the Bay Area's first full-metro mainstream Classic Rock station, and the strongest FM radio signal in the nine-county Bay Area.

Greg Papa, the voice of the Oakland Raiders, will once again team with former Raiders quarterback, head coach and assistant coach Tom Flores. Flores is one of only two people in NFL history to earn a Super Bowl ring as a player, assistant coach and head coach. He won world championships a reserve quarterback with the Kansas City Chiefs (Super Bowl IV), as a Raiders assistant coach (Super Bowl XI) and as head coach of the Silver and Black (Super Bowls XV and XVIII).

Papa, named 2013 California Sportscaster of the Year by the National Sportscasters and Sportswriters Association (NSSA), returns for his 17th season broadcasting the Silver and Black. Papa can also be heard weekdays from 12-3 p.m. on 95.7 The GAME, as part of The Wheelhouse, with co-host John Lund. Papa also hosts MLB's San Francisco Giants Postgame Live on Comcast Sports-Net Bay Area, and has previously served as the radio and television voice of the Oakland A's, San Francisco Giants and Golden State Warriors.

This exclusive agreement was negotiated by Compass Media Networks, owner and syndicator of the broadcast rights for all Oakland Raiders English language broadcasts. Compass Media Networks is once again responsible for all aspects of the broadcasts of all Oakland Raiders preseason, regular season and postseason games on terrestrial radio.



RAIDERS RADIO NETWORK AFFILIATES

SF Bay Area - 95.7 The GAME KGMZ	Ely, Nevada KELY 1230 AM
Sacramento, CA KHTK 1140 AM	Elko, Nevada KTSN 1340 AM
Eureka, CA KINS 106.3 FM	Winnemucca, Nevada KWNA 1400 AM
Napa, CA KVON 1440 AM	Pueblo, Colorado KAVA 1480 AM
Redding, CA KNRO 1670 AM	Pueblo, Colorado KIQN 106.9 FM
Palm Springs, CA KPSI 920 AM	Honolulu, Hawaii KHNR 690 AM
King City, CA KRKC 1490 AM	Hilo, Hawaii KHLO 850 AM
Fresno, CA KMJ 105.9 FM	Kealahou, Hawaii KKON 790 AM
Los Angeles KLA 830 AM	Roanoke, Virginia WGMN 1240 AM
Modesto, CA KHKK 104.1 FM	Lynchburg, Virginia WVMG 1320 AM
Merced, CA KDJK 103.9 FM	Bedford, Virginia WBCT 1350 AM
Monterey, CA KIDD 630 AM	Gretna, Virginia WMNA 730 AM
San Luis Obispo, CA KXTK 1280 AM	Cleburne, Texas KCLE 1460 AM
Santa Rosa, CA KVRV 97.7 FM	Vilonia, Arkansas KASR 92.7 FM
Ventura, CA KVTA 1520 AM	Omaha, Nebraska KOIL 1180 AM
Reno, Nevada KUUB 94.5 FM	Newnan, Georgia WCOH 1400 AM

RAIDERS SPANISH RADIO



Arias



Rico

The Raiders are pleased to welcome back live game action in Spanish on Univision Radio's, Latino Mix 105.7 & 100.7. The Spanish Contemporary music station appeals to a new Hispanic generation. Playing the hits of today, in both Spanish and English, Latino Mix crosses a variety of Spanish music genres including Spanish/English Pop, Spanish Rock, Reggaeton, Bachata and top-40 hits. The on-air delivery is bilingual and is known for its upbeat and high energy sound.

Veteran broadcaster Ambrosio Rico returns for his ninth season and fifth stint of broadcasting Raiders football in Spanish. He previously served as radio broadcaster in Spanish for Raiders games from 2001-05. The Mexico City native played football for 10 seasons as a defensive end in both high school and at the University of Mexico, where he graduated with a degree in Sports Medicine. He also served as an assistant coach at the high school level in Mexico City for two seasons and as a high school athletic trainer for one season. Rico also served as an athletic trainer for a semi-professional soccer team based in San Francisco. In addition, Rico previously was on Spanish radio broadcasting team for the San Francisco 49ers.

Fernando Arias also returns to help with the action. The longtime Bay Area resident and native of Guanajuato, Mexico attended high school in Mexico City and went to City College of San Francisco. Arias has a broad array of broadcast experience, having served as a radio personality in the Bay Area for KIQI and as a sports anchor on television for KBI, Channel 30. Arias, who has worked a number of Raider games, also served as commentator with the San Francisco 49ers and with the Oakland Athletics. He also has broadcast NFL games for SAP for CBS, was an entertainment reporter and has interviewed celebrities such as Ricky Martin and Plácido Domingo. The Raiders Spanish Radio Network includes San Francisco/Oakland/San Jose KVVF/KVVZ 105.7 & 100.7FM, Fresno KLL 107.5FM, and Los Angeles KTNQ 1020AM.

VIDEO AND TELEVISION

VIDEO & TELEVISION PROGRAMMING

Silver and Black Productions, the Emmy® Award winning in-house television production operation provides viewers with innovative, cutting edge and behind-the-scenes content devoted solely to The Oakland Raiders. All shows air in the Bay Area as well as in additional television outlets throughout California and Hawaii. These shows feature the personalities that make up the NFL's most dynamic organization. **The Silver and Black Show** as well as **The Raiders Report** are produced in high-definition by the Raiders own Silver and Black Productions, located within the Raiders 100,000 square foot Alameda facility. Archived episodes can be found online at www.raiders.com.

THE SILVER AND BLACK SHOW

The **Silver and Black Show** consists of an in-depth, comprehensive, week-by-week analysis of the Raiders throughout the 2013 NFL season. The show also offers a retrospective look at the previous week's game and a breakdown of the upcoming contest by identifying key matchups. Weekly in-studio coach and player interviews are supplemented by features on players past and present profiling the Silver and Black. In their second decade together, hosts Greg Papa and Jim Plunkett work together to bring the viewer up to date information regarding The Oakland Raiders.

THE RAIDERS REPORT

In 2013, **The Raiders Report** returns to bring the viewer an exclusive look at the organization and its parts through the lenses of Silver and Black Productions. Hosted by JT the Brick, the 30-minute program combines news and entertainment through longer, in-depth pieces featuring the Team of the Decades. From the field to community, The Raiders Report gets the viewer up to speed and in touch with everything Oakland Raiders.

RAIDERS POSTGAME LIVE

Comcast SportsNet California is the proud home of The Oakland Raiders post-game live show. Immediately following every game, **Raiders Postgame Live** is the destination for the Raider Nation with a comprehensive one-hour coverage featuring game analysis, locker room interviews, plus Head Coach Dennis Allen's press conference in its entirety. The reporting for **Raiders Postgame Live** will be anchored from the network's new state-of-the-art studio, 24-hour newsroom and HD production facilities in San Francisco, as well as a reporter from the site of the game.

RAIDERS PRESS CONFERENCE LIVE

Comcast SportsNet California's **Raiders Press Conference Live** returns for the ninth season with an extended one-hour format and the introduction of live phone call from the viewers into the program. **Raiders Press Conference Live** broadcasts the head coach's weekly press conference from the Oakland Raiders' permanent practice facility in Alameda. News, notes, highlights and a statistical breakdown of the team help to supplement this program.

RAIDERS TELEVISION NETWORK

KTVU/KICU (Bay Area): Fox
KCRA (Sacramento): NBC
KTLA (Los Angeles): CW

KGPE (Fresno): CBS
KBFX/KBAK (Bakersfield):
CBS & FOX
KFVE (Hawaii): MyNetwork TV

Comcast SportsNet California



USAFOOTBALL.COM INT FOOTBALL IMAGE The Official Online Store of The Oakland Raiders NFL INTERNET NETWORK



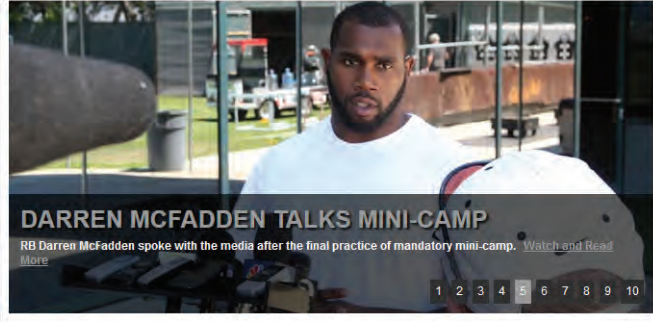
RAIDERS

NEWS MEDIA CENTER WATCH GAMES TEAM SCHEDULE TICKETS RAIDERETTES HISTORY COMMUNITY FANS FANTASY SHOP

Season Tix | MyRaiders Acct | A-Z Fan Guide | Code of Conduct | [WATCH RAIDERS GAMES ONLINE](#) | Search Raiders.com

HOME -> THE OFFICIAL SITE OF THE OAKLAND RAIDERS **UP NEXT** Raiders vs. Cowboys 8/9/13 7PM - 10:30PM PDT

COWBOYS AUG 9 7:00 PM KTUV KICU	@SAINTS AUG 16 5:00 PM KTUV KICU	BEARS AUG 23 7:00 PM KTUV KICU	@SEAHAWKS AUG 29 7:00 PM KTUV KICU	@COLTS SEP 8 10:00 AM CBS	JAGUARS SEP 15 1:25 PM CBS	@BRONCOS SEP 23 5:40 PM ESPN	REDSKINS SEP 29 1:25 PM FOX	CHARGERS OCT 6 1:25 PM CBS	@CHIEFS OCT 13 10:00 AM CBS	STEELERS OCT 27 1:05 PM CBS	EAGLES NOV 3 1:05 PM FOX	@GIANTS NOV 10 10:00 AM CBS	@TEXANS NOV 17 10:00 AM CBS	TITANS NOV 24 1:05 PM CBS	@COWBOYS NOV 28 1:30 PM CBS	@JETS DEC 8 10:00 AM CBS	CHIEFS DEC 15 1:25 PM CBS	@CHARGERS DEC 22 1:25 PM CBS	BRONCOS DEC 29 1:25 PM CBS
--	---	---	---	---	--	--	---	--	---	---	--	---	---	---	---	--	---	--	--



DARREN MCFADDEN TALKS MINI-CAMP

RB Darren McFadden spoke with the media after the final practice of mandatory mini-camp. [Watch and Read More](#)

1 2 3 4 5 6 7 8 9 10

HEADLINES MOST VIEWED

- BLOG: Raiders Conclude Mini-Camp
- Charles Woodson Talks Mini-Camp
- Darren McFadden Talks Mini-Camp
- Coach Allen Wraps Up Mini-Camp
- Raiders Sign Draft Pick Sio Moore
- Oakland Raiders to Enhance Public Safety and Improve Stadium Access for Fans
- SWARCO Raiders face Broncos in re-match

RSS MORE HEADLINES

SEASON TICKETS \$250 STARTING AT

BUY NOW

VIDEO/AUDIO

Behind the Shield with Menelek Watson
Posted 14 hours ago

Charles Woodson Talks Mini-Camp
Posted 16 hours ago

FEATURED GALLERY



Play 60 INVENTION CONTEST

Kids Could Win \$5,000 in the

The Raiders were one of the first professional sports franchises to launch an official website when the team went online in 1995. Since, the site has evolved into one of the top online destinations in sports.

Raiders.com continues to provide exclusive video interviews, comprehensive photography, official press releases, transactions, player biographies, profiles on current and former players and team personnel, press conference video and more. The Raiders also use social media- Twitter, Facebook, Instagram and Vine- to communicate with and interact with the worldwide Raider Nation.

Jeanette Thompson hosts Behind the Shield, Raiders.com's official video news program. Featured writer Rebecca Corman delivers the latest news, quotes and features, with special access inside 1220 Harbor Bay Parkway.

During games, fans can access the Raiders.com Game Center and check out live updates, view action photos and listen to a live audio stream from the Raiders' flagship radio station - 95.7 The GAME. Comprehensive recaps, postgame press conferences and complete game statistics are available after each contest.

In addition, complete NFL Draft, team mini-camp, training camp and Raiderette coverage can be found on the site. Raiders.com also offers original and translated content in Spanish, Chinese, German, Japanese and Tagalog. The official website of the Silver and Black is the first and only official NFL team website to offer original content in six languages.

In 2013, the official website of the Oakland Raiders, RAIDERS.COM, will continue to use cutting edge technology to provide the Raider Nation with news, information, team history and entertainment, offering visitors an in-depth, state-of-the-art look at the Silver and Black.

THE RAIDER IMAGE

THE RAIDER IMAGE, LLC (The Image) is the official team shop of the Oakland Raiders. All stores are owned and operated by the Raiders out of the team's headquarters in Alameda, Calif. The Image began as a retail catalog while the team was in Los Angeles.

In addition, The Image currently operates 12 brick-and-mortar locations throughout California. The Raider Image online store opened for business in September 1999 on the Raiders' official web site, Raiders.com.

The Image's e-commerce store provides the best selection of Raider merchandise to Raider fans around the world. In August 2000, the Raiders followed their Internet success with their first store, located at Southland Mall in Hayward, giving Bay Area fans an opportunity to shop in a store dedicated to Raiders merchandise.

There are four Bay Area Raider Image locations: Hegenberger Gateway in Oakland, Oakridge Mall in San Jose, Sunvalley Mall in Concord, and Southland Mall in Hayward. The Image has also expanded outside of the Bay Area with stores in Arden Fair Mall in Sacramento, Fashion Fair Mall in Fresno, Weberstown Mall in Stockton, Solano Mall in Fairfield, and Roseville Galleria in Roseville. To serve their Southern California fans, locations are open at Moreno Valley Mall and in addition, The Image added a new twist with the June 2003 opening of its Signature Store at Universal City Walk in Universal City.

The successful chain of stores will continue to expand to meet the growing needs of Raiders fans around the world.



The Raider Image
Southland Mall,
Hayward
510-783-9100

The Raider Image
Sunvalley Mall, Concord
925-687-3600

The Raider Image
Arden Fair, Sacramento
916-922-4300

The Raider Image
Westfield Solano
Shopping Center, Fairfield
707-421-2724

The Raider Image
Universal Studio
City Walk,
Universal City*
818-763-4000

The Raider Image
Weberstown Mall, Stockton
209-475-9100

The Raider Image
Westfield Oakridge
Shopping Center,
San Jose
408-578-7000

The Raider Image
Hegenberger Gateway
Retail Center, Oakland
510-632-0202

The Raider Image
Fashion Fair, Fresno
559-226-5064

The Raider Image
Moreno Valley Mall,
Moreno Valley
951-571-0057

The Raider Image
Westfield Galleria at
Roseville, Roseville
916-791-0109

* Raiders Signature Store



2013 RAIDERETTES

The Raiderettes are available for corporate, community and private appearances. To schedule the Raiderettes for an event, log on to www.raiders.com/raiderettes.



JEANETTE THOMPSON
Raiderette Director



SHAWNA ZIMMERMAN
Choreographer and Coordinator

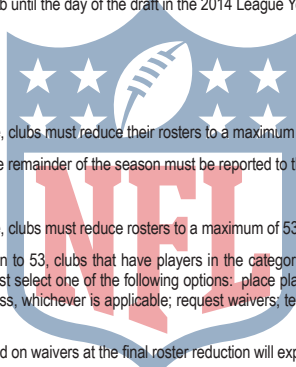


LAURA GUILLORY
Assistant Choreographer



2013 IMPORTANT DATES

July 15	At 4:00 p.m., New York time, deadline for any club that designated a Franchise Player to sign such player to a multi-year contract or extension. After this date, the player may sign only a one-year contract with his prior club for the 2013 season, and such contract cannot be extended until after the club's last regular season game.
Mid-July	Clubs are permitted to open preseason training camp for rookies and first-year players no earlier than 22 days prior to the club's first preseason game. Veteran players (defined as a player with at least one pension-credited season) other than quarterbacks or "injured players" (as defined in CBA Article 21, Section 6) may report to a club's preseason training camp no earlier than 15 days prior to the club's first scheduled preseason game or July 15, whichever is later. Veteran quarterbacks and injured players may be required to report to the club's preseason training camp no earlier than five days immediately prior to the mandatory reporting date for all other veteran players, provided the club has already opened (or simultaneously opens) its official preseason training camp for all rookies and first-year players. A three-day acclimation period will apply to players who are on a club's roster up to and including the mandatory veteran reporting date. Players who join the roster after that date may practice (including wearing pads) and play immediately after passing a physical.
July 22*	Signing Period ends for Unrestricted Free Agents to whom a "June 1 Tender" was made by prior club. After this date and until 4:00 p.m., New York time, on the Tuesday following the 10th weekend of the regular season, prior club has exclusive negotiating rights. * or the first scheduled day of the first NFL training camp, whichever is later.
August 3	Hall of Fame Enshrinement Ceremony, Canton, Ohio.
August 4	Hall of Fame Game, Dallas Cowboys vs. Miami Dolphins, Canton, Ohio.
August 6	Deadline for players under contract to report to their clubs to earn an Accrued Season for free agency.
August 6	If a drafted rookie has not signed with his club by this date, he cannot be traded to any other club in 2013, and may sign a player contract only with the drafting club until the day of the draft in the 2014 League Year.
August 8-11	First Preseason Weekend.
August 15-19	Second Preseason Weekend.
August 22-25	Third Preseason Weekend.
August 27	Prior to 4:00 p.m., New York time, clubs must reduce their rosters to a maximum of 75 players on the Active List.
August 28	All tryouts on this date and for the remainder of the season must be reported to the League office.
August 29	Final Preseason Games.
August 31	Prior to 6:00 p.m., New York time, clubs must reduce rosters to a maximum of 53 players on the Active/Inactive List.
August 31	Simultaneously with the cut-down to 53, clubs that have players in the categories of Active/Physically Unable to Perform or Active/Non-Football Injury or Illness must select one of the following options: place player on Reserve/Physically Unable to Perform or Reserve/Non-Football Injury or Illness, whichever is applicable; request waivers; terminate contract; trade contract; or continue to count the player on the Active List.
September 1	Claiming period for players placed on waivers at the final roster reduction will expire at 12:00 p.m., New York time.
September 1	Beginning at 12:00 p.m., New York time, clubs may establish a Practice Squad of eight players by signing free agents who do not have an Accrued Season of free agency credit or who were on the 46-player Active List for less than nine regular season games during each of any Accrued Seasons. A player cannot serve on the Practice Squad for more than three seasons.
September 1	Final day of preseason training camp for all clubs, as defined in CBA Article 23, Section 9.
September 3	After 4:00 p.m., New York time, a club is permitted to place a player on Reserve/Injured as "Designated for Return."
September 4	At 4:00 p.m., New York time, deadline for all NFL Player Contracts, Practice Player Contracts, tender offers, and miscellaneous amounts to fit within each Club's 2013 Salary Cap, in anticipation of the midnight expiration of the Top 51 Rule.
September 5	At 12:00 a.m., New York time, the Top 51 Rule expires for all NFL Clubs.
September 5, 8-9	Regular Season opens.
September 24	Beginning on the Tuesday following the third weekend of regular season games, the claiming priority is based on the inverse order of the standing of clubs in the current season's games.
September 29	NFL International Series, Pittsburgh Steelers vs. Minnesota Vikings, London, England
October 7-9	Fall League Meeting, Washington, D.C.
October 15	Beginning the day after the conclusion of the sixth regular season weekend and continuing through the day after the conclusion of the 11th regular season weekend, clubs are permitted to begin practicing players on Reserve/Physically Unable to Perform and Reserve/Non-Football Injury or Illness for a period not to exceed 21 days. Players may be activated during the 21-day practice period or prior to 4:00 p.m., New York time, on the day after the conclusion of the 21-day period.
October 27	NFL International Series, San Francisco 49ers vs. Jacksonville Jaguars, London, England
October 29	All trading ends for 2013 at 4:00 p.m., New York time.



2013 IMPORTANT DATES

October 30	Players with at least four previous pension-credited seasons are subject to the waiver system for the remainder of the regular season and postseason.
November 12	At 4:00 p.m., New York time, signing period ends for Franchise Players who are eligible to receive Offer Sheets.
November 12	Prior to 4:00 p.m., New York time, deadline for clubs to sign their unsigned Franchise and Transition Players, including Franchise Players who were eligible to receive Offer Sheets until this date. If still unsigned after this date, such players are prohibited from playing in the NFL in 2013.
November 12	Prior to 4:00 p.m., New York time, deadline for clubs to sign their Unrestricted Free Agents to whom the "June 1 Tender" was made. If still unsigned after this date, such players are prohibited from playing in the NFL in 2013.
November 12	Prior to 4:00 p.m., New York time, deadline for Clubs to sign their Restricted Free Agents, including those to whom the "June 1 Tender" was made. If such players remain unsigned after this date, they are prohibited from playing in the NFL in 2013.
November 12	Prior to 4:00 p.m., New York time, deadline for Clubs to sign their drafted rookies. If such players remain unsigned after this date, they are prohibited from playing in NFL in 2013.
November 29	Deadline at 4:00 p.m., New York time, for reinstatement of players in Reserve List categories of Retired, Did Not Report, and Exclusive Rights, and of players who were placed on Reserve/Left Squad in a previous season.
December 29	17th Week of Regular Season Games.
December 30	Clubs may begin signing free agent players for the 2014 season.
December 30	Earliest permissible date for clubs to renegotiate or extend the rookie contract of a drafted rookie who was selected in any round of the 2011 NFL Draft. Any permissible renegotiated or extended player contract will not be considered a rookie contract, and will not be subject to the rules that limit rookie contracts.
December 30	Option exercise period begins for Fifth-Year Option for First-Round Selections from the 2011 College Draft. To exercise the option, the club must give written notice to the player on or after December 30, 2013 but prior to May 3, 2014.

2014

January 4-5	Wild Card Playoff Games.
January 5	Assistant coaches under contract to playoff clubs that have byes in the Wild Card weekend may be interviewed for head coaching positions through the conclusion of the Wild Card games.
January 11-12	Divisional Playoff Games.
January 12	Assistant coaches under contract to playoff clubs that won their Wild Card games may be interviewed for head coaching positions through the conclusion of Divisional Playoff games.
January 18	East-West Shrine Game, Tropicana Field, St. Petersburg, Florida.
January 19	AFC and NFC Championship Games.
January 25	Senior Bowl, Ladd-Peebles Stadium, Mobile, Alabama.
January 26	AFC-NFC Pro Bowl, Aloha Stadium, Honolulu, Hawaii.
January 26	An assistant coach, whose team is participating in the Super Bowl, who has previously interviewed for another club's head coaching job may have a second interview with such club no later than the Sunday preceding the Super Bowl.
February 2	Super Bowl XLVIII, MetLife Stadium, New York-New Jersey.
February 3	Waiver system begins for 2014. A 24-hour claiming period will be in effect through the Friday prior to the last regular season game (waivers requests made on Friday and Saturday of each week will expire at 4:00 p.m., New York time, on the following Monday.) Players with at least four previous pension-credited seasons whom a club desires to terminate are not subject to the waiver system until after the trading deadline.
February 17	First day for clubs to designate Franchise or Transition Players.
February 19-25	Combine Timing and Testing, Lucas Oil Stadium, Indianapolis, Indiana.
March 3	Prior to 4:00 p.m., New York time, deadline for clubs to designate Franchise or Transition Players.
March 8-11	Clubs are permitted to contact, and enter into contract negotiations with, the certified agents of players who will become Unrestricted Free Agents upon the expiration of their 2013 Player Contracts at 4:00 p.m., New York time, on March 11. However, a contract cannot be executed with a new club until 4:00 p.m., New York time, on March 11.
March 11	Prior to 4:00 p.m., New York time, clubs must exercise options for 2014 on all players who have option clauses in their 2013 contracts.
March 11	Prior to 4:00 p.m., New York time, clubs must submit Qualifying Offers to their Restricted Free Agents with expiring contracts and to whom they desire to retain a Right of First Refusal/Compensation.
March 11	Prior to 4:00 p.m., New York time, clubs must submit a Minimum Salary Tender to retain exclusive negotiating rights to their players with expiring 2013 contracts and who have fewer than three Accrued Seasons of free agency credit.
March 11	Top-51 Begins. All clubs must be under the 2014 Salary Cap prior to 4:00 p.m., New York time.
March 11	All 2013 player contracts will expire at 4:00 p.m., New York time.

TIE-BREAKING PROCEDURES

The following procedures will be used to break standings ties for postseason playoffs and to determine regular-season schedules. Note: Tie games count as one-half win and one-half loss for both clubs.

TO BREAK A TIE WITHIN A DIVISION

If, at the end of the regular season, two or more clubs in the same division finish with the best won-lost-tied percentage, the following steps will be taken until a champion is determined:

TWO CLUBS

- Head-to-head (best won-lost-tied percentage in games between the clubs.)
- Best won-lost-tied percentage in games played within the division.
- Best won-lost-tied percentage in common games.
- Best won-lost-tied percentage in games played within the conference.
- Strength of victory in all games.
- Strength of schedule in all games.
- Best combined ranking among conference teams in points scored and points allowed in all games.
- Best combined ranking among all teams in points scored and points allowed in all games.
- Best net points in common games.
- Best net points in all games.
- Best net touchdowns in all games.
- Coin toss.

THREE OR MORE CLUBS

(Note: If two clubs remain tied after one or more clubs are eliminated during any step, tie-breaker re-starts at Step 1 of two-club format. If three clubs remain tied after a fourth club is eliminated during any step, tie-breaker re-starts at Step 1 of three-club format.)

- Head-to-head (best won-lost-tied percentage in games among the clubs.)
- Best won-lost-tied percentage in games played within the division.
- Best won-lost-tied percentage in common games.
- Best won-lost-tied percentage in games played within the conference.
- Strength of victory in all games.
- Strength of schedule in all games.
- Best combined ranking among conference teams in points scored and points allowed in all games.
- Best combined ranking among all teams in points scored and points allowed in all games.
- Best net points in common games.
- Best net points in all games.
- Best net touchdowns in all games.
- Coin toss.

TO BREAK A TIE FOR THE WILD-CARD TEAM

If necessary to break ties to determine the two Wild Card clubs from each conference, the following steps will be taken:

If all the tied clubs are from the same division, apply division tie-breaker.

If the tied clubs are from different divisions, apply the following steps:

TWO CLUBS

- Head-to-head, if applicable.
- Best won-lost-tied percentage in the games played within the conference.
- Best won-lost-tied percentage in common games, minimum of four.
- Strength of victory in all games.
- Strength of schedule in all games.
- Best combined ranking among conference teams in points scored and points allowed in all games.
- Best combined ranking among all teams in points scored and points allowed in all games.
- Best net points in conference games.
- Best net points in all games.
- Best net touchdowns in all games.
- Coin toss.

THREE OR MORE CLUBS

(Note: If two clubs remain tied after one or more clubs are eliminated during any step, tie-breaker re-starts at Step 1 of two-club format. If three clubs remain tied after a fourth club is eliminated during any step, tie-breaker re-starts at Step 2 of three-club format.)

- Apply division tie-breaker to eliminate all but highest ranked club in each division prior to proceeding to step two. The original seeding within a division upon application of the division tie-breaker remains the same for all subsequent applications of the procedure that are necessary to identify the two Wild Card participants.
- Head-to-head sweep (apply only if one has defeated each of the others or one club has lost to each of the others.)
- Best won-lost-tied percentage in games played within the conference.
- Best won-lost-tied percentage in common games, minimum of four.
- Strength of victory in all games.
- Strength of schedule in all games.
- Best combined ranking among conference teams in points scored and points allowed in all games.
- Best combined ranking among all teams in points scored and points allowed in all games.
- Best net points in conference games.
- Best net points in all games.
- Best net touchdowns in all games.
- Coin toss.

When the first Wild Card team has been identified, the procedure is repeated to name the second Wild Card (i.e., eliminate all but the highest ranked club in each division prior to proceeding to step two). In situations where three teams from the same division are involved in the procedure, the original seeding of the teams remains the same for subsequent applications of the tie-breaker if the top-ranked team in that division qualifies for a Wild Card berth.

OTHER TIE-BREAKING PROCEDURES

- Only one club advances to the playoffs in any tie-breaking step. Remaining tied clubs revert to the first step of the applicable division or Wild Card tie-breakers. As an example, if two clubs remain tied in any tie-breaker step after all other clubs have been eliminated, the procedure reverts to Step 1 of the two-club format to determine the winner. When one wins the tie-breaker, all other clubs revert to Step 1 of the applicable two-club or three-club format.
- In comparing records against common opponents among tied teams, the best won-lost-tied percentage is the deciding factor since teams may have played an unequal number of games.
- To determine home-field priority among division-titlists, apply Wild Card tie-breakers.
- To determine home-field priority for Wild Card qualifiers, apply division tie-breakers (if teams are from the same division) or Wild Card tie-breakers (if teams are from different divisions).
- To determine the best combined ranking among conference teams in points scored and points allowed, add a team's position in the two categories, and the lowest score wins. For example, if Team A is first in points scored and second in points allowed, its combined ranking is "3." If Team B is third in points scored and first in points allowed, its combined ranking is "4." Team A then wins the tiebreaker. If two teams are tied for a position, both teams are awarded the ranking as if they held it solely. For example, if Team A and Team B are tied for first in points scored, each team is assigned a ranking of "1" in that category, and if Team C is third, its ranking will still be "3."



ON-FIELD POSTGAME INTERVIEWS: Other than network contractual obligations, all Raiders players and coaches must report to the locker room before conducting interviews. There are no interviews on the field in the minutes immediately following a home or road game.

POSTGAME INTERVIEWS: The Raiders will open their locker room to media following the NFL's mandatory cooling-off period following each game. Head Coach Dennis Allen will conduct his postgame news conference in the interview room adjacent to the Raiders locker room. Selected players will also be brought into the interview room following the game. The visiting team's head coach and selected players will be available in the interview room located adjacent to the visitor's locker room.

PRACTICE ACCESS & PHOTOGRAPHY/VIDEOGRAPHY GUIDELINES: Accredited members of the media that regularly cover the NFL are welcome at the first 30 minutes of Wednesday, Thursday and Friday practices during the regular season. Photography and videography is allowed, in general, during this window. The team reserves the right to limit photography to certain periods for competitive reasons. During any practice open to the media, visitors should stand at a safe distance and hold all belongings, including bags and video cameras, or put them against the fence. Tripods are not allowed on the field during practice, for safety reasons.

CONFERENCE CALLS: The Raiders' media relations department will arrange a conference call with the head coach and a key player from the opposing team each week during the regular season. These conference calls will be made from the media room and in general will take place on Wednesdays.

ONLINE CONTENT POLICY: Accredited organizations may distribute online non-game audio and video content, including interviews, press conferences and team practices at NFL venues, acquired as a result of credentialed access ("Game Information") to games or club/league facilities provided that such distribution: Is 90 seconds maximum per day (180 seconds in two-team markets, 90 seconds per team); may not be "archived" (i.e. made available for on-demand public access) for more than 24 hours; appears in an editorial context only (no sponsorship, merchandising or advertising integrated with or around the content); is not posted live, and is accompanied by links back to NFL.com and to the club Web site. The 90-second limit does not include video/audio material that is comprised entirely of a credentialed media employee providing commentary or analysis ("Talking Head" reporting), including pre- or postgame stand-up material shot on the field or other facility location. While a game is in progress, any forms of accounts of the game must be sufficiently time-delayed and limited in amount (e.g. score updates with detail given only in quarterly game updates, fewer than 10 photographs during the game) so that the accredited organization's game coverage cannot be used as a substitute for, or otherwise approximate, authorized play-by-play accounts.

Regarding practice reporting, the Raiders require that media not reveal plays or formations in any way, for competitive reasons. The team reserves the right to revoke credentials and/or access.

CREDENTIAL REQUESTS: Credential requests will be honored only for working media on specific assignment for a recognized news or sports organization. Credentials will not be issued to freelance writers or photographers. All single-game requests must be received by 12 p.m. (PT) on the Monday prior to each home game.

All season and single-game credential requests must be submitted by an editor or sports director to the media relations department via the Raiders' media Web site at media.raiders.com. After logging in, click the credentials link in the left-hand navigation and fill out the online form as completely as possible. Both the username and password are the same: media.

PARKING: Every effort will be made to accommodate requests for parking passes, but due to limited space, parking cannot be provided for all credentialed media. The appropriate parking pass will be required for access to the stadium lot. Television trucks that provide satellite, uplink or microwave functions will need to make prior arrangements with Erin Exum of the Raiders' media relations office.

MEDIA WILL CALL: The media will call booth is located in a kiosk on the east side of the "F" parking area, on the north side of the stadium. Each media member must pick up his/her own individual credential and present corresponding photo identification. Photographers and videographers can retrieve appropriate sideline vests at the booth. Media will call opens four hours prior to the scheduled kickoff.

MEDIA ENTRANCE: The media entrance is clearly marked and is located on the Plaza level between the West Side Club and West Side Customer Accommodations. Media credentials will not be honored at any other gate. All media must check in at the media entrance before entering the O.co Coliseum. For security purposes, individuals and their belongings will be searched upon entry into the stadium.

PHOTOGRAPHERS: Sideline access for NFL games is limited to photographers and videographers on assignment for recognized news or sports organizations. All field photographers must remain outside the bench areas and outside the yellow border surrounding the playing field. All media (photographers, videographers and sideline reporters) working on the field during the game must wear a vest that can be obtained at media will call. Credentials will not be provided to "grips" due to on-field space limitations.

PRESS BOX, SERVICES: The press box and all broadcast positions are located on the Coliseum's third level and can be accessed via the press elevator. Programs, lineups, depth charts, statistics and game notes will be provided for each home game. Game stats are provided at the end of each quarter. Complete team and individual statistics, lineups and substitutions, scoring summary, coaches and player quotations are available after the game.

POOL REPORTER: As assigned by the Professional Football Writers of America (PFWA), the Oakland pool reporter for the 2013 season is Steve Corkran of the Bay Area News Group.

MEDIA INFORMATION

MEDIA INFORMATION & POLICIES

The Raiders' media relations department is in place to welcome and serve members of the local and national media in their coverage of the team. The staff looks forward to assisting broadcasters and sportswriters, helping however and whenever possible, and appreciates those that take time and invest resources to visit the team at its Alameda facility and the O.co Coliseum. Members of the media, who should feel free to contact any member of the media relations staff at any time, are encouraged to carefully review the following policies, reminded that these policies are subject to change.



WILL KISS

Media Relations

510/780-3020

wkiss@raiders.com

Hometown: San Francisco, Calif.

College: University of San Francisco

Career: Oakland Raiders, 2001-2002; West Coast Conference, 2003-2004, 2005-2008; Stanford University, 2004-2005, Oakland Raiders, 2008-present



ERIN EXUM

Media Relations Coordinator

510/780-3219

eexum@raiders.com

Hometown: Orlando, Fla.

College: University of Tennessee

Career: Jacksonville Jaguars, 2010; San Francisco 49ers, 2011; Oakland Raiders, 2012-present



MIKE TAYLOR

Director of Public Affairs

510/780-3026

mtaylor@raiders.com

Hometown: Los Angeles, Calif.

College: University of Arizona

Career: Oakland Raiders, 1989-present.

INTERVIEW REQUESTS: The Raiders respectfully request that all interview requests, for any member of the organization, go through the media relations office. Players, coaches or staff should not be contacted by media directly by telephone (desk, home or cell), by e-mail, or via social media, including Twitter.

GENERAL MANAGER REGGIE MCKENZIE INTERVIEWS: Media requesting the Raiders' general manager should contact Will Kiss to make their requests. Interviews are scheduled as time allows.

HEAD COACH DENNIS ALLEN INTERVIEWS: Dennis Allen is available after most practices, as well as after every game. He also will conduct a weekly press conference on Mondays during the regular season, in the media room at the Alameda facility. Those needing to schedule one-on-one interviews should contact Will Kiss.

ASSISTANT COACH INTERVIEWS: Assistant coaches are available by request, provided the request is made at least 24 hours in advance to Erin Exum (eexum@raiders.com). During

a regular-season Sunday game week, coordinators are only available on Thursdays, while other assistants are only available Wednesdays, Thursdays and Fridays. Following games, Dennis Allen is the only coach available for comment.

PLAYER INTERVIEWS: Players are available after games and during practice weeks, and all one-on-one requests should be made through Will Kiss. With respect to all players, the Raiders open their locker room to accredited media on Mondays, as well as following practice on Wednesdays, Thursdays and Fridays.

MEDIA GUIDE: The 2013 Oakland Raiders media guide includes information current as of July 10, 2013. Photos by Tony Gonzales, Allan Yuan, Jerry Soifer and sports information departments of schools that have produced Raiders players. Additional photos from the Raiders archive. Prepress formatting, desktop layout and design by Erin Exum, Esteban Carbajal, Will Kiss and Maggie Oren, MB Design. Printing by Almaden Press, Santa Clara, Calif. The 2013 Oakland Raiders media guide is available online at raiders.com.



VINCE LOMBARDI
TROPHY



SUPER BOWL XVIII
AFC vs NFC

VINCE LOMBARDI
TROPHY



SUPER BOWL XI
AFC vs NFC

VINCE LOMBARDI
TROPHY



BOWL XV
AFC vs NFC



OAKLAND RAIDERS 2013 SCHEDULE

PRESEASON

Fri., Aug. 9	Dallas Cowboys	7 p.m.	KTVU/KICU
Fri., Aug. 16	at New Orleans Saints	5 p.m.	KTVU/KICU
Fri., Aug. 23	Chicago Bears	7 p.m.	KTVU/KICU
Thu., Aug. 29	at Seattle Seahawks	7 p.m.	KTVU/KICU

REGULAR SEASON

Sun., Sept. 8	at Indianapolis Colts	10 a.m.	CBS
Sun., Sept. 15	Jacksonville Jaguars	1:25 p.m.	CBS
Mon., Sept. 23	at Denver Broncos	5:40 p.m.	ESPN
Sun., Sept. 29	Washington Redskins	1:25 p.m.	FOX
Sun., Oct. 6	San Diego Chargers	1:25 p.m.	CBS
Sun., Oct. 13	at Kansas City Chiefs	10 a.m.	CBS
Sun., Oct. 20	Open Date		
Sun., Oct. 27	Pittsburgh Steelers	1:05 p.m.	CBS
Sun., Nov. 3	Philadelphia Eagles	1:05 p.m.	FOX
Sun., Nov. 10	at New York Giants	10 a.m.	CBS
Sun., Nov. 17	at Houston Texans	10 a.m.*	CBS
Sun., Nov. 24	Tennessee Titans	1:05 p.m.*	CBS
Thu., Nov. 28	at Dallas Cowboys	1:30 p.m.	CBS
Sun., Dec. 8	at New York Jets	10 a.m.*	CBS
Sun., Dec. 15	Kansas City Chiefs	1:05 p.m.*	CBS
Sun., Dec. 22	at San Diego Chargers	1:25 p.m.*	CBS
Sun., Dec. 29	Denver Broncos	1:25 p.m.*	CBS

POSTSEASON

Jan. 4-5	AFC and NFC Wild Card Playoffs
Jan. 11-12	AFC and NFC Divisional Playoffs
Jan. 19	AFC and NFC Championships
Jan. 26	AFC-NFC Pro Bowl; Aloha Stadium, Honolulu
Feb. 2	Super Bowl XLVIII; MetLife Stadium, East Rutherford, N.J.

*All times Pacific; *-Time subject to change due to NFL flexible scheduling*