



2015

COMMITMENT TO EXCELLENCE

AL DAVIS

July 4, 1929 – Oct. 8, 2011

Al Davis, a true legend, was a maverick, a giant among giants, a star among stars, a hero, a mentor and a friend.

When Davis passed away during the 2011 season, football lost an innovator, a pioneer with a deep love and passion for the game, a man who most assuredly will never be forgotten or duplicated. A Pro Football Hall of Famer who arguably did more to change the game than any other individual, Davis was honored the day after his passing with a moment of silence at every NFL stadium.

At one of those venues, Houston's Reliant Stadium, Davis' players took the field without his guidance for the first time in 17,710 days. And in one of so many franchise games for the ages, this comeback featuring key contributions from three of his first-round draft choices, the Raiders that day honored Davis by doing what he cared about most – they won.

"Just win," Davis once said. "Play hard. Try not to make mistakes, but don't worry about mistakes because there's only one thing that counts: Just win."

Before that win in Houston, Davis' death spawned an overwhelming outpouring of statements from football executives, coaches and players, past and present. A clear common thread in those expressions of remembrance was that anyone with any level of affinity for football should acknowledge that the game would not be what it is without Davis.

That's not just because Davis held the titles of general manager, head coach, league commissioner and principal owner, and led the Raiders to more wins than any other team. The game would not be what it is because, through his unyielding efforts to build the finest franchise in sports, Davis broke social barriers, creating opportunities for countless individuals, and cared selflessly about people, treating them the way they wanted to be treated. No one has had a more profound and lasting impact on pro football.

SEEDS OF GENIUS

Had Davis remained in coaching, fellow innovator Bill Walsh once theorized, Davis would be considered one of the greatest coaches of all-time.

On Jan. 15, 1963, the American Football League Raiders made a 33-year-old Davis the youngest general manager and head coach in pro history. And before the budding genius called his first play, Davis took complete control over all phases of the franchise, including changing Oakland's uniform colors to silver and black, to resemble the great Army teams he had idolized during the 1940s, and re-branded the Raiders into an image that is today instantly recognized worldwide.

"If there's anything that we've done that I'm particularly proud of," Davis recalled later in his life, "I would have to say the perpetuation of the greatness of the Raiders; to take a professional football team and give it a distinct characteristic, that's different from all others."

That characteristic in his first season on the Raiders sideline became forever linked to winning. Davis earned Coach of the Year honors after leading the Raiders, 1-13 the season before, to the most significant year-to-year improvement in pro football history, a 10-4 mark. Although he sacrificed his coaching career to become AFL Commissioner following the 1965 season, the profession always remained important to him, partly because it served as the foundation for his contributions to football.

That foundation was first poured in his hometown, the borough of Brooklyn, N.Y., where he played basketball and learned some of his unshakeable principles under Coach Al Badain at Erasmus Hall High School.

Davis graduated with a degree in English literature from Syracuse University, which later honored him with a Letterman of Distinction award, and shortly after, in 1950, launched his career as line coach at Adelphi College.



After entering the Army in 1952, Davis served as head football coach at Ft. Belvoir, Va. There, he molded a national power, finishing with a win over Maryland, the reigning national champion.

Davis worked in the player personnel office of the Baltimore Colts for one year (1954), then spent two seasons (1955-56) as line coach and chief recruiter at The Citadel, before becoming in 1957 the University of Southern California's line coach.

His next job didn't take him very far, moving across town from USC to the Los Angeles Chargers of the new AFL, but the move to pro football was a major step. Hired by Sid Gillman in 1960 as the Chargers' offensive ends coach, Davis helped the team to a pair of division titles in just three years.

That rise gave Davis the opportunity to lead his own team in 1963. Several factors influenced his head-coach blueprints. In addition to his coaching career, the precision of the Black Knights of the Hudson, their quickness and explosion with Doc Blanchard and Glenn Davis, left an indelible impression on Davis growing up. He also took several chapters from another sport.

"As a young guy," he said, "I had a dream that someday I would build the finest organization in professional sports. I had a lot of thoughts on how I would do it. I had the inspiration of two great organizations when I was growing up.

"The Yankees to me personified the size of the players, power, the home run, and intimidation and fear. Very important characteristics to me of what I thought a great team and a great organization should have. The Dodgers, under Branch Rickey, were totally different in my mind. They represented speed. They represented development of players, a way of playing the game, the Dodger way of playing the game. And I always thought that someone intelligent could take all the qualities, the great qualities of both, and put them together and use them."

In addition to those qualities, he also instilled in the Raiders tenets that were all his own, and in the process, he revolutionized pro football.

Offensively, Davis created the vertical game, now known as stretching the field.

"When we came out of the huddle," he remembered about his Raiders, "we weren't looking for first downs. We didn't want to move the chains. We wanted touchdowns. We wanted the big play, the quick strike. It's No. 1 to say that you want to do that, it's No. 2 to say that you have the players to do it, but it's No. 3 to do it. Do it on first down of any football game, on that defense that you're playing against. For those cornerbacks that play out there on the corners, to know that the Raiders are coming at you, they're coming at you on top, they've got the speed to do it, and they will do it. It's like having the bomb and being willing to drop it. The adage that goes around in professional football, and I hear everyone say it, 'Take what they give you.' That all sounds good to everybody, but I always went the other way: We're going to take what we want."

On the other side of the line, Davis also wanted to attack, to put pressure on the pocket, and do more than just disrupt the offense physically.

"I do believe that this is a game, psychologically, of intimidation and of fear. I don't mean cowardly fear, but fear. I think this: That somewhere within the first five to 10 plays of the game that the other team's quarterback must go down, and he must go down hard. That alone sets the tempo for a game."

Once that tempo was established, taking a cue from college basketball, Davis was the first to utilize his cornerbacks in a bump-and-run principle.

"We used to call it the press. We got the idea from John Wooden, when he had his great zone press, with his great basketball teams, where they picked you up as soon as you took the ball out, and they pressured you. And we got the idea and called it press. And then I think Don Shula started calling it bump-and-run, so we changed to bump-and-run."



Davis' vision to see where the game was headed, or to pave a new road to winning, led future successful coaches like Bill Parcells and Bill Belichick to regard Davis as the NFL's most intelligent individual.

From 1963-2002, the Raiders dominated pro football, posting the game's best cumulative won-loss record. Earning the moniker "Team of the Decades," the franchise posted 17 winning seasons over an 18-year stretch from 1963-80. The Raiders then posted 11 more winning campaigns from 1982-2002, including double-digit wins in 1983, 1984, 1985, 1990, 1993, 2000, 2001 and 2002. All told under Davis, the Raiders won four league championships – Super Bowls XI, XV and XVIII and the 1967 AFL title.

FROM HEAD COACH TO COMMISSIONER, TO MERGER

Persuaded by American Football League owners who viewed him as the perfect person to lead their battle against the established NFL, Davis reluctantly became league commissioner on April 8, 1966. Remarkably, Davis would spend less than 16 weeks in that role, but the shots his administration fired during that short period still reverberate today.

For the first half of the 1960s, the AFL and NFL fought a tenacious fight for college talent, but they battled with a significant unwritten rule that veterans were off limits. A little more than a month after Davis took office, the NFL's New York Giants violated that rule, signing veteran Buffalo kicker Pete Gogolak. As longtime Raiders executive Al LoCasale remembered, the NFL took a shot with a revolver and Davis shot back using a machine gun. Davis passionately and strategically convinced AFL owners to go after established NFL stars. In a short period, the AFL had signed many of the NFL's veteran playmakers, including the NFL's leading passer John Brodie, and Roman Gabriel from the Los Angeles Rams.



"We had about four or five quarterbacks all lined up," Davis said. "Three or four of their other great players had already signed. It was a preliminary strike to let them know what's going to happen if they continue this."

Within months, the two leagues had agreed to a merger that formed the league familiar to today's fans, including as part of the agreement a world championship game now known as the Super Bowl. Having served as the driving force behind that merger, Davis resigned on July 25, 1966, returned to Oakland as head of football operations and purchased an interest in the franchise. Davis, who became managing general partner in 1972, teamed with head-coach successors John Rauch, John Madden and Tom Flores in building a stalwart that would become the league's most successful franchise.

A CHAMPION OF DIVERSITY AND EQUALITY

A trailblazer, Davis innovated not only how the game was played and coached, but also changed who held those roles, opening countless doors for qualified individuals, regardless of skin color.

Davis was 17 when, a short distance from his home, Jackie Robinson broke the color barrier in Major League Baseball. Shortly after, at Syracuse, Davis befriended Bernie Custis, who would fight racism and become pro football's first black quarterback. At USC, Davis started recruiting players from historically black colleges, and convinced future Pro Football Hall of Famer Willie Wood to remain at the school as the Trojans' quarterback. Wood and Ron Mix became the school's first interracial co-captains, and Davis helped Mix understand how athletics could serve as a leader in ushering needed social change.

With the Chargers, Davis teamed with Gillman to lead the fight for equality. In addition to refusing to stay at segregated team hotels, the team, inspired by Davis, recruited players from black programs, creating what Eddie Robinson called a new day for players of color and giving them a sense of belonging in the American Football League.

Later that decade, Davis brought to the Raiders guard Gene Upshaw and tackle Art Shell, eventual Hall of Famers. Upshaw and Shell joked that a convention of pro football's black offensive linemen could be held in a phone booth. But Davis gave them an opportunity, and Upshaw said he never experienced racism on the Raiders because Davis would never tolerate it.

And neither would Davis tolerate discrimination at the game's most important position. A year after Upshaw as a rookie helped the Raiders to an AFL championship, Davis in 1968 made Eldridge Dickey the first African-American quarterback ever selected in the first round. Again, Davis cared about one thing: Winning.

"We called it an untapped reservoir," Davis recalled. "We wanted to win. We wanted the players. We weren't interested in who they were, or exactly where they came from. I've always said, it's not important to be consistent; it's important to be right. It was done because it was right and fair, and to help the team win, and continue to win."

"The Raiders did become a proving ground for great minority players. I think it was an evolution, an evolution of equity and fairness, and we hope that's one legacy we leave."

Another legacy Davis left was hiring in 1989 the NFL's first African-American head coach, Shell. Davis told Shell the reason he hired him was not because he was black, but because he was the best available candidate for the job, and because he was a Raider. Upon winning his coaching debut, Shell had to remind reporters that he was not the game's first minority head coach. A decade before, Davis had hired Tom Flores to lead the Raiders to two Super Bowl victories. Additionally, Davis later made Amy Trask the NFL's first female chief executive.

THE RAIDER MYSTIQUE

To Davis, shattering barriers wasn't only about race or gender. He defined it on a larger scale, by creating an environment that allowed any individual the chance to succeed, and in the process fostered a unique brotherhood.

"The fire that burns brightest in me," Davis said, "and the fire that burns brightest in this organization is the will to win."

That philosophy evolved the Raiders' locker room into an us-versus-them mentality, a group that like its owner valued being feared more than respected. Davis brought in mavericks and molded them into champions, a group of rugged and colorful individualists that carried Davis' torch with swagger and intimidation.

Many of the players that won for the Raiders were rejected by other teams. But Davis did not treat them like misfits. He treated them like men, and those men brought him three Super Bowl titles and dominated the league like no other team.

"We may take a player in who doesn't have good social habits, or has been a failure somewhere else," Davis explained. "But it's predicated on bringing them into an environment, that can inspire them the will to do great, and they have done great."

A BELIEF IN HOW TO TREAT PEOPLE

Part of Davis' ability to acquire the right players and put them in an environment that bred success was his belief in how to deal with people. Davis always said that the Golden Rule was not good enough.

"When you have to lead men, you don't do unto others as you would have others do unto you," Davis said. "You do unto them, in a paramilitary situation, as they want to be done unto. You have to treat them the way they want to be treated."

That way of treating people led friends and former players to remember Davis as the epitome of loyalty. And in turn, he showed the rest of the NFL how to treat former players. Of all the awards he received, the recognition from men that played the game meant the most to Davis. In 1997, the NFL Alumni inducted Davis into the Order of the Leather Helmet, a lifetime-achievement award. Six years earlier, the NFL Players Association honored Davis with its inaugural Retired Players Award of Excellence, citing the care he had shown players long after they retired.

"I feel we're one of the last bastions of hope, as a team image, as a team organization," Davis explained. "I don't want to give that up with the Raiders. We believe in tradition. We believe in the glory. We believe in the debt we owe to our players from the past."



No question, the way Davis treated people led to a record nine Hall of Famers asking him to present them in Canton, Ohio, at their induction ceremonies, an exceptional fact that exists nowhere else in sports, and speaks volumes of Davis' compassion for others.

In 1992, Davis earned his own enshrinement in the Pro Football Hall of Fame, and for the first time stood at the familiar podium after someone else – his most successful Raiders coach, Madden – had introduced him. Davis took the opportunity to look back on the team that mirrored his life.


"Enshrinement is a reflection of a life's work, a reflection of a love affair with the greatest game the world has ever known. This honor is a testament to a great organization, and to all the capable people that have poured their talent and enthusiasm and loyalty into the greatness of the Raiders, and the Raiders legend and mystique."

2014 game summaries	241
2014 in review.....	235
2014 participation.....	239
2014 results.....	236
2014 statistics.....	237
Al Davis	1
Allen, Nate.....	56
All-league selections	370
All-time honors	372
Anno, Sam	14
Annual leaders	284
Armstrong, Ray-Ray	60
Asante, Larry	62
Assistant coaches, all-time	367
Atkinson III, George.....	64
Autry, Denico.....	65
Badain, Marc	45
Ball, Neiron	214
Barnes, Khalif	66
Bell, Mitch	224
Bergstrom, Tony	68
Blanda, Tom.....	45
Bone, Rosie.....	46
Business staff directory.....	9
Butler, Brice	69
Carr, Derek.....	71
Carrie, TJ	73
Chekwa, Chimdi	75
Chronology, Raiders	381
Clark, Steven.....	210
Clinkscales, Joey	41
Community.....	394
Condo, Jon.....	78
Cooper, Amari	215
Crabtree, Michael	80
Daniel, Rob	224
Debose, Andre	216
Del Rio, Jack.....	12
Delaney, Tom.....	41
Dockery, James.....	85
Dowling, Jonathan	88
Dowling, Ras-I	89
Downing, Todd	15
Draft choices, all-time.....	361
Durham, Kris.....	91
Dyer, Michael	224
Eatmon, Quinterrius	225
Edwards Jr., Mario.....	217
Edwards, SaQwan	225
Ellis, Justin	94
Eto, Darryl.....	16
Fajardo, Cody	226
Feliciano, Jon	218

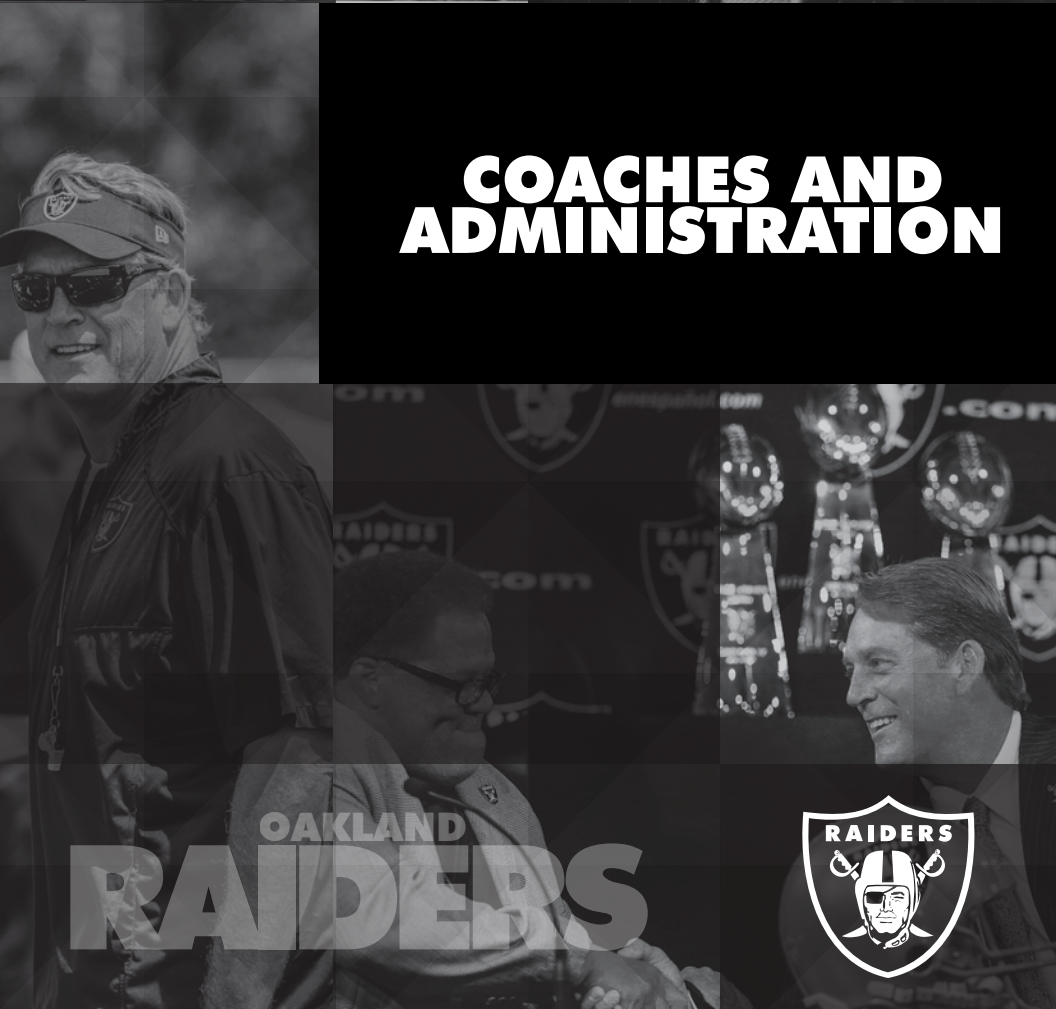
Football staff directory.....	8
Franklin, Jethro.....	17
Gomes, Joe	18
Hadley, Spencer.....	96
Hall of Fame Raiders	374
Hall, Jimmy	226
Harper, Josh.....	227
Harris, Shelby	97
Hayden, DJ.....	98
Heeney, Ben	219
Helu, Jr., Roy	100
Herock, Shaun	41
Holliday, Trindon	103
Holmes, Andre	106
Holmes, Gabe.....	227
Holt, Tim.....	19
Holz, Nick.....	20
Howard, Austin	109
Hudson, Rodney.....	111
Important Dates, 2015.....	396
Index	6
Jackson, Gabe.....	113
Janikowski, Sebastian.....	114
Johnson, Bobby.....	21
Jones, Taiwan	119
Kijowski, Kevin.....	22
King, Marquette	122
Kistler, Dan.....	210
Last time	250
League results	296
Leonhardt, Brian	125
Lofton, Curtis.....	127
Lumpkin, Ricky	132
Mack, Khalil	134
Mady, Lamar	136
Mayowa, Benson	137
McCants, Matt	138
McDonald, Dexter.....	220
McDonald, Tevin	228
McGee, Stacy	139
McGill, Keith.....	141
McGloin, Matt	142
McKenzie, Reggie	10
Media information.....	397
Miller, Horace	211
Miller, Wes.....	23
Moore, Rob	24
Moore, Sio.....	144
Morris, Anthony	221
Murray, Latavius	146
Musgrave, Bill.....	25
Nichols, Cheryl	46
Norton, Jr., Ken.....	26

Olawale, Jamize.....	148
Orr, Leon.....	228
Overtime victories	298
Parmalee, Bernie.....	29
Passing, 300-yard games	292
Peetz, Jake	30
Penn, Donald.....	150
Playoff history	324
Playoff records, individual	338
Playoff records, team	341
Ponder, Christian	152
Preseason results	301
Primetime games.....	297
Pro Bowl selections.....	373
Pronunciation guide.....	234
Radio network.....	391
Raider Image	393
Raiderettes	395
Raiders vs. NFL	313
Raiders.com.....	392
Receiving, 100-yard games.....	289
Records, individual	253
Records, team	269
Reece, Marcel.....	155
Results by season	304
Richardson, Trent	159
Rivera, Mychal.....	162
Roberts, Seth.....	211
Robertson, Marcus.....	31
Ross, Brandian	164
Roster, all-time alphabetical.....	344
Roster, all-time numeric.....	352
Roster, alphabetical.....	232
Roster, numeric	234
Roster, positional.....	231
Rushing, 100-yard games	288
Seely, Brad	32

Shearer, Mark.....	47
Shirley, Josh	229
Shutout victories	298
Silver and Black Productions	391
Smith, Lee.....	167
Smith, Malcolm	169
Smith, Tracy.....	34
Smith, Travis	35
Streater, Rod.....	173
Sunseri, Sal	36
Super Bowl, Raiders in	319
Superlatives.....	288
Tavecchio, Giorgio	212
Thompkins, Kenbrell	176
Thorpe, Neiko.....	178
Tice, Mike	38
Ticket information.....	390
Top seasons, passing.....	294
Top seasons, receiving	295
Top seasons, rushing.....	293
Tuck, Justin	180
Valles, Max	222
Ventrelle, Dan.....	45
Vieselmeier, Brent	39
Villanueva, Ed	47
Walford, Clive	223
Watson, Menelik.....	188
Webb, J'Marcus.....	189
Wilkins, Gary	229
Williams III, Milton	230
Williams, Chase	230
Williams, Dan	190
Willis, Austin.....	230
Wilson, C.J.	194
Woodson, Charles.....	198
Woodson, Rod.....	40



COACHES AND ADMINISTRATION



OAKLAND
RAIDERS



FOOTBALL STAFF DIRECTORY

TELEPHONE NUMBERS

Main switchboard 510-864-5000
Ticket office 1-800-RAIDERS (724-3377)
Raider Image 510-780-5040
Administration fax 510-864-5034
Ticket office fax 510-864-5044
Raider Image fax 510-864-5044
Football Ops. fax 510-864-5248

Mark Davis Owner
Reggie McKenzie General Manager

COACHING STAFF

Jack Del Rio Head Coach
Sam Anno Defensive Assistant
Todd Downing Quarterbacks
Darryl Eto Asst. Strength and Conditioning
Jethro Franklin Defensive Line
Joe Gomes Head Strength and Conditioning
Tim Holt Asst. Offensive Line
Nick Holz Quality Control - Offense
Bobby Johnson Tight Ends
Kevin Kijowski Strength and Conditioning Asst.
Wes Miller Strength and Conditioning Asst.
Rob Moore Wide Receivers
Bill Musgrave Offensive Coordinator
Ken Norton, Jr. Defensive Coordinator
Bernie Parmalee Running Backs
Jake Peetz Senior Offensive Assistant
Marcus Robertson Defensive Backs
Brad Seely Special Teams Coordinator
Tracy Smith Asst. Special Teams
Travis Smith Quality Control - Defense
Sal Sunseri Linebackers
Mike Tice Offensive Line
Brent Vieselmeyer Asst. Linebackers
Rod Woodson Asst. Defensive Backs

FOOTBALL OPERATIONS

Tom Delaney Director - Football Administration
Fred Formosa Director - Team Security
Lamonte Winston Director - Player Engagement
Willie Brown Football Administration/Personnel
Pete Caracciolo Team Travel
and Logistics Coordinator
Derek Haithcock Coaching Assistant
Tom Jones Football Operations Coordinator
George Li Football Operations Statistical Analyst
David Christoff Player Personnel Analyst
Zach Longenecker Field Manager

PLAYER PERSONNEL

Joey Clinkscales Director - Player Personnel
Shaun Herock Director - College Scouting
Dane Vandernat Director - Pro Scouting
Teddy Atlas Scouting Coordinator
Calvin Branch College Scout
Ben Chester Pro Scout
Zack Crockett College Scout
Von Hutchins Pro Scout
Brad Kaplan College Scout
Mike Krupoff Player Personnel Assistant
Howie Long Player Personnel Assistant
Mickey Marvin College Scout
Dave McCloughan College Scout
Raleigh McKenzie College Scout
Kalie Pagel Administrative Assistant General Manager/Player Personnel
Trey Scott College Scout

EQUIPMENT

Bob Romanski Equipment Manager
Thomas Arguello Equipment Assistant
Adam Johnson Equipment Assistant
Danny Molina Equipment Assistant

MEDICAL/TRAINING STAFF

H.Rod Martin Head Athletic Trainer
Chris Cortez Athletic Trainer
Emilio Rabelo Athletic Trainer/Physical Therapist
Scott Touchet Athletic Trainer
Dr. Warren King Team Orthopedist
Dr. Stephen Corday Medical Consultant
Dr. Fred Nicola Medical Consultant
Dr. Navdeep Singh Team Medical Physician
Dr. Warren Strudwick Orthopedic Consultant

VIDEO OPERATIONS

Dave Nash Director - Video Operations
Jim Otten Video Operations
John Otten Scouting IT/Video Coordinator
Greg Reuveni Video Assistant

MEDIA RELATIONS

Will Kiss Senior Director - Media Relations
Erin Exum Media Relations Coordinator
Billy Jones Media Relations Coordinator

QUICK FACTS

First Season: 1960 (American Football League)
Founding Co-owners and Directors: Y. Charles Soda, F. Wayne Valley, Robert L. Osborne, Don Blessing, Charles L. Harney, Roger D. Lapham, Jr., Wallace A. Marsh, William J. Hayes, Edward W. McGah
All-Time Record: Regular season: 437-388-11 (.530)
Postseason: 25-18 (.581)
AFL Championships: 1 - 1967
Super Bowl Championships: 3 - 1976, 1980, 1983
Division Titles: 17 - 1967-70, 1972-76, 1980, 1982-83, 1985, 1990, 2000-02

Conference: American Football Conference

Division: West Division

Stadium: O.co Coliseum

Capacity: 56,063

Surface: Overseeded Bermuda

Year opened: 1966

League games: 284 (including 17 postseason)

Team Colors: Silver and Black

Radio: Flagship KGMZ (95.7 The Game) and nation-wide Raiders Radio Network

Preseason TV: KTVU-TV (Ch. 2) and KICU-TV (Ch. 36) in Bay Area

EXECUTIVES

Marc Badain
Dan Ventrelle
Tom Blanda
Rosie Bone
Cheryl Nichols
Mark Shearer
Ed Villanueva

ADMINISTRATION

Kristi Bailey
Karen 'Fudgie' Otten
Carolyn Paul

BUSINESS DEVELOPMENT

Jack Levey
Jonathan Martinez
Joe Shapero
Wahaj Tariq

COMMUNITY RELATIONS/PUBLIC AFFAIRS

Morris Bradshaw
Amanda Collins
Greg Ditmer
Kelly Stein
Mike Taylor
Will Telfer
Erin Wright

CORPORATE PARTNERSHIP

Airikuh Anderson
Brad Badger
Doug Catanzarite
Karen Fontana
Jason Giglio
Zoe Panayides

CREATIVE

Esteban Carbajal
Caitlin Wienck

FINANCE

Brandon Doll
Daniel Huie
Derek Person
Adam Sanda
Anne Wilcoxon

FOUNDATION

Anthony Mayo

HUMAN RESOURCES/OPERATIONS

Haja Bangs
Dennise Garcia
Monika Sweetwyne
Donna Mendoza
Karla Tai
Patricia Valerio

INFORMATION TECHNOLOGY

Alfredo Aceves
Ryan Dorsey
Benny Hong
Matthew Pasco
Shawn Testa

LEGAL

John Yow

PREMIUM SALES AND SERVICE

Kylee Chandler
Tariq Fleming
Alexander Geche
Robert Henriquez
Qiava Martinez
Keyon Nash
Panos Pappas
Zeric Sigmon, Jr.
Jennifer Vu

INTEREST HOLDERS

**A. BOSCACCI
GINNY BOSCACCI
FIRST FOOTBALL
GOPPPL, LLC
JACK HARTMAN
DORAY VAIL
BOB SEAMAN**

RAIDER IMAGE

John Andrews
Kris Bayliss
Freddy Carcomo
John Garrison
Ryan Goucher
DJ Hollingsworth
Jackie Kaufman
Jeanine Liebelt
Tom Lydon
Brian Moran
Scott Murray
Sophia Rodriguez
Jeff Romanski
Paul Taylor
Joseph Tesconi

RAIDERETTES

Jeanette Thompson
Shawna Zimmerman

SILVER AND BLACK PRODUCTIONS/ DIGITAL MEDIA

Vittorio Debartolo
Tony Gonzalez
Jerry Knaak
Tyler Moorehead
Marcus Padilla
Eddie Paskal
Brad Phinney
Jessica Romero

STADIUM DEVELOPMENT AND OPERATIONS

Greg Garrett
Chris Sotiropoulos
Dean Stavert

TICKET OPERATIONS

Jessica Ballard
Adam Feldman

TICKET SALES AND SERVICE

Cynthia Albertsen
Francisco Ascencio
Justin Barnes
Jay Chess
Ranya De Castro
Brooke DeGroot
Michael Donato
A.J. Erakat
Amin Hasan
Ryan Kelly
Jack Keys
Anwarr Lacy
Kelly McDonald
Jonathan Mydra
Hannah O'Leary
Veronica Perry
Samantha Romero
Cesar Serrano
Taylor Silva
Nathan Stachowski
Nick Trujillo
Jake Tyson
Warren Verrett III
Andres Villalobos
Crystal Williams



Reggie McKENZIE

GENERAL MANAGER

29th season in NFL (7 as a player) | 8th season with Raiders (4 as a player)

Reggie McKenzie, a former draft pick by Raiders Owner Al Davis as a player, enters his 29th season in the National Football League and his fourth as General Manager of the Silver and Black. McKenzie was named to the position by Owner Mark Davis on Jan. 10, 2012, becoming the first General Manager of the franchise since Al Davis was hired as Head Coach and General Manager in 1963.

In his first three years as General Manager, McKenzie has overseen significant changes in the organization's scouting, player personnel and football operations departments, while bringing refined football acumen to the Silver and Black. Adhering to a strategy of building a competitive roster through the draft while making strategic acquisitions via free agency and trades, McKenzie enters his fourth season at the helm having already earned plaudits from some of the most respected voices in football.

McKenzie's proficiency in personnel evaluation is evidenced by the recent influx of productive players to Oakland. Addressing key needs in the middle of the defense, McKenzie added defensive tackle Dan Williams, middle linebacker Curtis Lofton and safety Nate Allen during the early free-agency period this past March, immediately strengthening the core of the unit. The additions were supplemented by the re-signing of safety Charles Woodson and the return of defensive lineman Justin Tuck, who was signed as a free agent in 2014.

On offense, McKenzie has made key free-agent acquisitions along the offensive line and at several skill positions. Center Rodney Hudson was signed in March, joining a unit that includes tackles Donald Penn and Austin Howard, both 2014 free agent signings. Wide receiver Michael Crabtree and running back Trent Richardson, both former top 10 draft picks, were also added this past offseason.

McKenzie's scouting department added exciting talent at numerous positions through the 2015 NFL Draft. Wide receiver Amari Cooper, selected with the fourth-overall pick out of Alabama, is expected to have an immediate impact, and defensive lineman Mario Edwards Jr. and tight end Clive Walford, selected in the second and third rounds, respectively, are both highly-regarded talents. McKenzie executed a pair of trades on the draft's final day, increasing the Raiders' draft haul to 10 players and adding depth to the roster.

McKenzie and his staff supplemented the roster with exceptional talent through the 2014 NFL Draft, adding four immediate starters to the active roster and earning top grades across the board from local and national media. The Raiders selected six defensive players, including fifth-overall selection linebacker Khalil Mack, who earned consensus All-Rookie honors in his first season. In the second round, McKenzie added quarterback Derek Carr, who started all 16 games as a rookie and shattered every rookie passing record in franchise annals. The 2014 NFL Draft bounty included starting left guard Gabe Jackson and defensive tackle Justin Ellis, who started 14 games as a rookie. Also among the draft standouts was cornerback TJ Carrie, who played in 13 games with four starts in 2014.

BACKGROUND

Years	Team	Position
1985-88	Los Angeles Raiders	Linebacker
1989-90	Phoenix Cardinals	Linebacker
1991	Dorsey H.S. (Los Angeles)	Defensive Coach
1992	Montreal Machine (WFLA)	Linebacker
1992	San Francisco 49ers	Linebacker
1993	University of Tennessee	Graduate Assistant/Defense
1994-96	Green Bay Packers	Pro Personnel Assistant
1997-07	Green Bay Packers	Director of Pro Personnel
2008-11	Green Bay Packers	Director of Football Operations
2012-15	Oakland Raiders	General Manager



General Manager Reggie McKenzie, WR Amari Cooper and Jack Del Rio on May 1, 2015

Stocking the roster with talented young players began in earnest for McKenzie with the 2013 NFL Draft, when he adeptly traded the third-overall pick to Miami in exchange for the 12th selection and the Dolphins' second-round choice, picks which he used to select cornerback DJ Hayden and tackle Menelik Watson, respectively. McKenzie also selected linebacker Sio Moore in the third round and later executed two additional draft-day trades, turning seven picks into a league-high 10 total selections, and mining promising talents like tight end Mychal Rivera and running back Latavius Murray in the later rounds.

In his first draft as General Manager in 2012, the Raiders owned just five selections and none before the 95th overall pick, a third-round compensatory choice. Following that draft, McKenzie added rookie free agent wide receiver Rod Streater, who totaled 39 receptions as a newcomer and led the Raiders with 60 catches for 888 yards in 2013, and punter Marquette King, who led the NFL punting (48.9 avg.) in 2013 and set franchise punting records in 2014.

McKenzie, who played in 58 games with 40 starts at linebacker for the Silver and Black from 1985-88, re-joined the franchise after 18 years in the Green Bay Packers' personnel department. Joining the Packers in 1994, McKenzie helped Green Bay capture eight division titles and three conference championships, and won Super Bowls XXXI and XLV.

A key component in evaluating and acquiring talent, McKenzie was instrumental in helping Green Bay establish the league's second-best record, 194-110 (.638), trailing only New England (198-106, .651) since the 1993 dawn of free agency and the salary cap, a period many observers predicted would be difficult to navigate for the small-market franchise.

In Green Bay, McKenzie oversaw the team's scouting efforts of all professional football leagues, including the NFL, CFL and Arena Football League. He also played a key role in evaluating both players on the roster and potential free agents across the league.

McKenzie was heavily involved in all of the team's transactions and tryouts on a daily basis to build depth, including 2010, when the Packers won the Lombardi Trophy despite losing six opening-day starters – and 15 overall – to season-ending injuries. Also central in signing free agents Ryan Pickett and Woodson, the 2009 Defensive Player of the Year, his work produced several contributors in the run to the Super Bowl XLV crown. A decade earlier, McKenzie helped obtain Eugene Robinson, Santana Dotson, Bruce Wilkerson, Andre Rison and Desmond Howard, significant cogs in the Packers' Super Bowl XXXI title.

In recent years, including the team's world championship campaign in 2010 and its 15-1 regular season in 2011, McKenzie produced advance scouting reports on upcoming opponents, working closely with the head coach and his staff. He also contributed to the scouting of college prospects and worked in conjunction with general manager Ted Thompson in preparation for the annual draft. Green Bay promoted him to director-football operations in 2008.

McKenzie, 52, was an NFL linebacker for seven seasons (1985-90, 1992) before entering the coaching ranks. He joined Green Bay in 1994 as a pro personnel assistant, hired by former Raiders executive Ron Wolf, then the executive vice president/general manager of the Packers. Wolf met McKenzie, then a University of Tennessee graduate assistant, while in Knoxville to scout future Raider Charlie Garner. Wolf promoted McKenzie to director of pro personnel in May 1997, after Green Bay won Super Bowl XXXI.

Selected by the Silver and Black as a 10th-round draft pick out of Tennessee in 1985, McKenzie excelled in his first year, earning All-Rookie Team honors as the Raiders went 12-4 and won the AFC West. He started all 32 games over his first two seasons at inside linebacker. After four years (1985-88) with the Raiders, McKenzie spent two seasons (1989-90) with the Phoenix Cardinals and one year with the San Francisco 49ers (1992).

Prior to signing with the 49ers, he played with the Montreal Machine of the World League of American Football (WLAF) in the spring of 1992. While out of pro football in 1991, McKenzie spent a season as a defensive coach for Dorsey High School in Los Angeles, helping the program to a CIF Los Angeles Section championship.

In 1993, McKenzie returned to Tennessee and served as a coaching assistant under Phillip Fulmer. That year, the Volunteers appeared in the Florida Citrus Bowl and landed one of the nation's top recruiting classes, highlighted by quarterback Peyton Manning. While back in Knoxville, McKenzie also pursued a master's degree in education administration.

Born in Knoxville, Tenn., on Feb. 8, 1963, McKenzie earned a bachelor's degree in business administration with an emphasis in personnel management at Tennessee. An all-state linebacker and a four-sport letterman at Austin-East High School in Knoxville, McKenzie was valedictorian of his 1981 graduating class, despite throwing the shot and discus for his track team, playing baseball (first base) and basketball (forward), and starting on both sides of the line on the gridiron. His twin brother, Raleigh, who also attended Tennessee and enjoyed a 16-year NFL career with four teams before retiring in 2001, joined his brother in the Raiders' personnel department as a college scout in 2012. The McKenzie twins have a total of four Super Bowl rings between them.

McKenzie and his wife, June, have two daughters, Jasmin Dolores, a 2014 graduate of Wheaton College with a degree in elementary education, and Mahkayla Mariah, a 2015 graduate of Duke University with a degree in civil engineering. He also has two sons, Reginald Kahlil, entering his freshman year at Tennessee, and Jalen Elijah, entering his junior year at Clayton Valley Charter High School.





Jack DEL RIO

HEAD COACH

30th season in NFL (11 as a player) | 1st season with Raiders

Jack Del Rio was named the 19th head coach in the 55-year history of the Oakland Raiders franchise on Jan. 15, 2015. The appointment marked a homecoming for Del Rio, who was raised in near-by Hayward, Calif.

Now in his 30th year in the NFL and his 19th season in coaching, Del Rio has played under some of the best coaches in all of football. He was recruited to play at USC by John Robinson, and in the NFL he played under Bum Phillips, Jim Mora, Jimmy Johnson and Dennis Green. As a coach, he honed his skills on the staffs of Pro Football Hall of Famer Mike Ditka, Super Bowl winner Brian Billick and Super Bowl participant John Fox.

Upon taking the reins in Oakland, Del Rio embarked on assembling a heralded coaching staff that, collectively, counts seven Super Bowl titles, 62 playoff berths, one Hall of Fame induction and 165 coaching years to its credit.

Del Rio recently concluded his second stint as a defensive coordinator under Head Coach John Fox, as the two also spent the 2002 season together in Carolina. Del Rio was part of three-straight AFC West titles with the Broncos and helped lead Denver to an AFC Championship and appearance in Super Bowl XLVIII following the 2013 campaign. In all, he has coached 18 players to a total of 27 Pro Bowl selections.

In 2014, Del Rio's defensive unit boasted five Pro Bowl selections, ranked third in the NFL in overall defense (305.2 yards per game), and second in the league against the run, allowing 79.8 yards per game. With 25 takeaways and a plus-five turnover ratio, Del Rio's defense was instrumental in leading the Broncos to a third straight 12-win season.

In his second season with the Broncos in 2013, Del Rio's defense helped Denver to a 12-4 record and an appearance in Super Bowl XLVIII. Del Rio also accepted the additional role of interim head coach (Weeks 10-13) while Fox underwent a heart procedure, and led the Broncos to a 3-1 record against teams with a combined record of 29-9 (.763). With Del Rio at the helm, Denver beat previously-undefeated Kansas City twice in addition to San Diego, with the team's only loss coming at New England.

In 2012, Denver's defense finished as the NFL's second-ranked unit (290.8 yards per game), after finishing the previous season ranked 20th in the league. The group also tied for the league lead with 52 sacks and allowed the lowest opponent third-down percentage (30.6 percent), while tying for the largest scoring improvement (6.3 points per game) from the previous season.

Prior to joining the Broncos in 2012, Del Rio spent nine seasons at the helm in Jacksonville. During his head coaching tenure (2003 to 2011) with the Jaguars, the club ranked sixth in the NFL in yards per game allowed (317.3) and eighth in points per game allowed (20.3).

Under Del Rio, the Jaguars made two playoff appearances in 2005 and 2007, highlighted by the club's first postseason win in eight seasons with a 31-29 road victory against the Pittsburgh Steelers in a 2007 AFC Wild Card Game.

In 2009, Del Rio led one of the league's youngest teams, with four rookies in full-time roles as starters, 32 new players on the roster and a total of 16 rookies by season's end. The team was in playoff contention until the final weekend of the regular season, finishing 7-9. Rookies combined to make 71 starts, the most in team history, and the team was penalized a league-low of 70 times, the fewest in franchise history. The Jaguars battled through injuries in 2008 to a 5-11 record despite having just four players start all 16 games and a total of 15 players on injured reserve at the end of the year.

The Jaguars posted an 11-5 record in 2007 to earn a second playoff berth in three years, in addition to claiming the franchise's first playoff win since the 1999 season, while becoming the first team in NFL history to win in Pittsburgh twice in one season. The offense ranked seventh in the league and scored a team-record 411 points. The offense had a team-record seven games with 400-or-more yards, while the defense held opponents to 17 points or less 10 times.

Del Rio led the 2006 Jaguars to a record of 8-8 as the team finished 5-3 against playoff teams and suffered seven losses by seven points or less. Among the highlights was a team-record 2,541 rushing yards and just 30 sacks allowed on offense. The defense registered the highest ranking in team history at second overall.

COACHING BACKGROUND

Years	College/Pro Team	Position Coached
1997	New Orleans Saints	Assistant Strength Coach
1998	New Orleans Saints	Linebackers
1999-2001	Baltimore Ravens	Linebackers
2002	Carolina Panthers	Defensive Coordinator
2003-11	Jacksonville Jaguars	Head Coach
2012-14	Denver Broncos	Defensive Coordinator
2013 (Weeks 10-13)	Denver Broncos	Interim Head Coach
2015	Oakland Raiders	Head Coach



In 2005, the Jaguars won eight of the last nine regular season games, including four straight on the road, en route to a 12-4 finish and a Wild Card playoff berth. The league's sixth-ranked defense was sixth in points allowed and had 19 interceptions. On offense, the team increased scoring by 100 points over the previous year and had a team-record and NFL-low six interceptions thrown.

In 2004, Del Rio posted the team's first winning record since 1999, leading the Jaguars to a 9-7 mark. In taking over the Jaguars in 2003, Del Rio was the architect of a defense that improved to sixth overall in the NFL and second against the run. The Jaguars' 5-11 record included six losses by seven points or less.

During his lone season as a defensive coordinator with Carolina in 2002, he inherited the NFL's worst defense statistically (371.4 yards per game allowed) and turned it into the league's second-ranked unit (290.4 yards per game allowed). Additionally, the 2002 Panthers squad led the NFL in rushing average against (3.7 avg.) and ranked second in third down efficiency (32.9 percent) and sacks (52).

As linebackers coach for the Baltimore Ravens from 1999-2001, Del Rio tutored a talented group that included Peter Boulware, Ray Lewis and Jamie Sharper. Baltimore's 2000 team set the NFL 16-game record by allowing only 165 points while recording four shutouts and forcing a league-best 49 turnovers. Lewis was named the NFL's Defensive Player of the Year and the MVP of Super Bowl XXXV that season after a playoff run in which the defense surrendered just one touchdown in four games.

Del Rio began his coaching career with the New Orleans Saints under Head Coach Mike Ditka, serving as an assistant strength coach in 1997 before moving on to coach the linebackers in 1998.

A veteran of 11 seasons as an NFL linebacker, he was selected in the third round (68th overall) of the 1985 NFL Draft by New Orleans and went on to make the NFL's All-Rookie Team and earn the Saints' Rookie of the Year award.

Following two seasons in New Orleans (1985-86), he played for Kansas City (1987-88), Dallas (1989-91) and Minnesota (1992-95). He led the Vikings in tackles for three consecutive years and was selected to participate in the Pro Bowl in 1994. For his career, he played 160 games in the regular season and totaled 1,078 tackles, 12 sacks and 13 interceptions.

Del Rio was a four-year starter at the University of Southern California, where he earned consensus All-American honors as a senior and was runner-up for the Lombardi Award, given to the nation's best lineman or linebacker. Named co-MVP of the 1985 Rose Bowl, Del Rio recorded 340 career defensive stops, including 58 tackles for a loss. A standout catcher on the USC baseball team, Del Rio was drafted by the Toronto Blue Jays in 1981. He was inducted into the USC Athletic Hall of Fame in May 2015.

Del Rio was a three-sport star in football, baseball and basketball at Hayward High School in Hayward, Calif. He earned a degree in political science from the University of Kansas while playing for the Chiefs.

Born on April 4, 1963, in Castro Valley, Calif., Del Rio and his wife, Linda, have three daughters, Lauren, Hope and Aubrey, and a son, Luke, who is a collegiate quarterback.

PLAYING CAREER

Years	College/NFL Team
1981-84	USC
1985-86	New Orleans Saints
1987-88	Kansas City Chiefs
1989-91	Dallas Cowboys
1992-95	Minnesota Vikings

COACHING RECORD

Year	NFL Team	Record	Playoffs
2003	Jacksonville	5-11	
2004	Jacksonville	9-7	
2005	Jacksonville	12-4	0-1
2006	Jacksonville	8-8	
2007	Jacksonville	11-5	1-1
2008	Jacksonville	5-11	
2009	Jacksonville	7-9	
2010	Jacksonville	8-8	
2011	Jacksonville	3-8	
2013	Denver (interim)	3-1	
Total		71-72 (.497)	1-2 (.333)



General Manager Reggie McKenzie, Linda Del Rio, Head Coach Jack Del Rio and Owner Mark Davis on Jan. 16, 2015



Sam ANNO

DEFENSIVE ASSISTANT

8th season in NFL (7 as a player) | 1st season with Raiders

Sam Anno joins the NFL coaching ranks as a defensive assistant for the Silver and Black after spending the last six seasons at the University of San Diego as an assistant head coach/linebackers and special teams.

Anno served as the special teams coordinator along with coaching linebackers and the

defensive line unit for the past six seasons with the Toreros. San Diego closed out the 2014 season with a 9-3 record and their first trip to the NCAA Division I FCS Playoffs, falling to Montana in the NCAA Division I Football Championship. In the 2013 season, senior DE Steve Gargiulo was tabbed first-team All-Pioneer Football League, while fellow DE Blake Oliaro closed out his career with 30 sacks. Following the 2011 campaign, Oliaro was tabbed the PFL Defender of the Year and an All-American, and senior DE Mario Kurn signed a free agent contract with the Raiders.

Prior to coaching at San Diego, Anno coached linebackers and special teams at Central Connecticut State in 2008, where the team went 7-4 overall and tied for third in the Northeast Conference standings with a 4-3 mark.

Anno began coaching collegiately at USC, spending three years at his alma mater serving as a video assistant in 2007 and a defensive and special teams graduate assistant in 2005 and 2006.

Before joining the collegiate coaching ranks, Anno coached at Venice (Calif.) High School as an assistant in 2004. He served as the defensive coordinator at Santa Monica (Calif.) High School from 2000-01 after spending four seasons as an assistant there.

PERSONAL: Native of Santa Monica, Calif. ...Played seven years in the NFL as a linebacker and long snapper with the Los Angeles Rams (1987), Minnesota Vikings (1987-88), Tampa Bay Buccaneers (1989-91) and San Diego Chargers (1992-93)...Received NFL Special Teams Player of the Year honors in 1989...Played in the same linebacking corps as Head Coach Jack Del Rio at USC, totaling 127 tackles as a junior and 51 stops as a senior before a knee injury ended his season... Helped the Trojans win the 1985 Rose Bowl and earn bids to the 1985 Aloha Bowl and 1987 Gator Bowl...Received a bachelor's degree in communications.

COACHING BACKGROUND

Years	College/Pro Team	Position Coached
2005-06	USC	Defensive/Special Teams Graduate Assistant
2007	USC	Video Assistant
2008	Central Connecticut St.	Linebackers/Special Teams
2009-14	San Diego	Assistant Head Coach/Linebackers and Special Teams
2015	Oakland Raiders	Defensive Assistant





Todd DOWNING

QUARTERBACKS

15th season in NFL | 1st season with Raiders

Todd Downing enters his 15th season in the NFL, his first with the Silver and Black, as quarterbacks coach. Downing joins the Raiders after spending the 2014 season in the same role with the Buffalo Bills.

Prior to joining the Raiders, Downing guided second-year QB EJ Manuel and veteran QB Kyle Orton, leading Buffalo to a 9-7 record. After Manuel

threw touchdowns in each of his four starts on the season, Downing helped Orton record his best statistical season since 2010. In just 12 starts, Orton posted his third 3,000-yard season and tied his third best touchdown mark with 18 scores.

Downing joined the Bills after five seasons with the Detroit Lions, four of them working with quarterbacks. Downing got his start in Detroit as an offensive quality control coach in 2009 before becoming the assistant quarterbacks coach in 2010, working with QB Matthew Stafford, the Lions' first-overall pick in the 2009 NFL Draft.

In Downing's three seasons as quarterbacks coach in Detroit, Stafford started all 48 games and passed for at least 4,600 yards and 20 touchdowns each year, including a 5,000-yard, 41-touchdown season in 2011, which led to the Lions' first playoff berth since 1999. Under Downing's tutelage, Stafford went on to become the franchise leader in attempts, completions and passing yards, and ranked second in touchdowns with 109 by the end of 2013.

In 2013, Stafford completed 371-of-634 passes for 4,650 yards and 29 touchdowns, his third consecutive 4,600-yard, 20-touchdown season. The year prior, he fell just shy of his second-straight 5,000-yard season, setting franchise marks in both attempts and completions by connecting on 435-of-727 passes (59.8 percent) for 4,967 yards and 20 touchdowns.

In 2011, Downing's first year as quarterbacks coach, Stafford set franchise passing records for yards (5,038), touchdowns (41), passer rating (97.2) and completion percentage (63.5). He was one of only three quarterbacks, along with New Orleans Saints QB Drew Brees and New England Patriots QB Tom Brady, to finish 2011 in the top five of all six major passing categories: third in yards, third in touchdown passes, fifth in quarterback rating, fifth in completion percentage, first in attempts (663) and second in completions (421).

Downing's guidance helped Stafford record two of the best seasons in NFL history. His 2011 and 2012 seasons rank eighth and ninth, respectively, on the all-time single-season passing yards list, and Stafford and Brees are the only players to have thrown for at least 4,900 yards in back-to-back seasons. Furthermore, his two-year tally of 10,005 passing yards ranks fourth in the NFL behind only

Brees (10,653), Denver Broncos QB Peyton Manning (10,136) and Brady (10,062) for the most passing yards over two seasons.

The 2010 season forced Downing to deal with several injuries at the quarterback position. However, all three of the team's signal callers maintained production throughout the season. In all, the Lions started Stafford (three games), QB Shaun Hill (10 games) and QB Drew Stanton (three games), and the team ranked third in the league in completions (383), third in attempts (633), 12th in gross passing yards (4,001) and were tied for 11th in touchdown passes (26).

Before working exclusively with quarterbacks, Downing served as a defensive assistant and assistant special teams coach with the St. Louis Rams from 2006-07. In 2008, he was named assistant secondary/defensive quality control coach in St. Louis.

Downing got his start at the NFL level with the Minnesota Vikings on current Raiders offensive line coach and former Vikings Head Coach Mike Tice's staff, where he worked as an intern and coaching assistant from 2001-02 and as a football systems analyst from 2003-04. He was named offensive quality control coach for the Vikings in 2005. He helped the Vikings achieve top-five finishes in three years (2003-05) and a playoff appearance in 2004.

Before he entered the NFL ranks, Downing began his coaching career with his alma mater, Eden Prairie (Minn.) High School, from 1999-2000. In 2000, he helped lead the Eagles to the Minnesota Class 5-A State Title.

PERSONAL: Native of Eden Prairie, Minn. ...Studied business communications at the University of Minnesota from 1999-2002...During the summers of 2000-02, played quarterback for a semi-pro team, the Minnesota Maulers...He and his wife, Julie, have a son, Jackson.

COACHING BACKGROUND

Years	College/Pro Team	Position Coached
2001-02	Minnesota Vikings	Coaching Intern/Assistant
2003-04	Minnesota Vikings	Football Systems Analyst
2005	Minnesota Vikings	Quality Control – Offense
2006-07	St. Louis Rams	Defensive Assistant/ Assistant Special Teams
2008	St. Louis Rams	Assistant Secondary/ Quality Control – Defense
2009	Detroit Lions	Offensive Quality Control
2010	Detroit Lions	Assistant Quarterbacks
2011-13	Detroit Lions	Quarterbacks
2014	Buffalo Bills	Quarterbacks
2015	Oakland Raiders	Quarterbacks





Darryl ETO

ASSISTANT STRENGTH AND CONDITIONING

1st season in NFL | 1st season with Raiders

Darryl Eto joins the Raiders as assistant strength and conditioning coach following five seasons as the director of strength and conditioning with the NBA's Houston Rockets. Recognized as an expert in the field of plyometrics, conditioning and speed training, Eto brings nearly 30 years of experience to the Silver and Black.

During his time with the Rockets, Eto oversaw all player training and physical performance development. He refined his practice in applied anatomy, exercise physiology and biomechanics over the course of 25 years before joining the Rockets. Prior to working in Houston, Eto spent nearly nine years as the senior performance specialist at EXOS, formerly Athletes' Performance, in Phoenix, Ariz. While working with the private training company, Eto developed and implemented performance training programs for professional, amateur and youth athletes in a wide array of sports.

COACHING BACKGROUND

Years	College/Pro Team	Position Coached
1991-97	University of Arizona	Head Assistant Strength and Conditioning
2009-14	Houston Rockets	Director of Strength and Conditioning
2015	Oakland Raiders	Assistant Strength and Conditioning

Before joining Athletes' Performance, Eto served as the assistant director of research development and program design at International Performance Institute in Bradenton, Fla. From 1991-97, he was the head assistant strength and conditioning coach at Arizona. Eto began his career in 1986 as the strength and conditioning coach/physical therapy aide at Ather Sports Injury Clinic in Castro Valley, Calif.

PERSONAL: Native of Los Gatos, Calif. ...Earned his master's degree in exercise and sport science at the University of Arizona and graduated from Cal State-Hayward, with a bachelor's degree in kinesiology and physical education...Certifications include National Strength and Conditioning Association Certified Strength and Conditioning Specialist, United States Weightlifting Federation Club Coach, USA Track and Field Level 1 Track and Field Coach and massage therapist...Took a foreign study tour in the science of strength and conditioning in Bulgaria and the USSR in June 1988...Married to Beverly.





Jethro FRANKLIN

DEFENSIVE LINE

9th season in NFL | 1st season with Raiders

Jethro Franklin enters his first season with the Oakland Raiders as defensive line coach following four seasons at Miami (Fla.). Franklin brings 25 years of experience coaching defensive line at both the NFL and collegiate levels.

In 2014, Franklin's unit helped the Hurricanes move from 89th in FBS total defense the previous season to 14th (329.6 yards per game), and 36th in scoring defense (24.3 points per game). The defensive line also improved significantly against the run, reducing its 176.5 rushing yards allowed per game (77th) in 2013, to a 30th-ranked 137.1 yards per game in 2014.

Franklin's line helped the Hurricanes to a No. 9 national ranking in red zone defense, 14th in total defense and 21st in scoring defense, holding opponents to an average of 20.1 points per game in his first season. Senior LB Marcus Robinson and freshman DL Anthony Chickillo combined for 10 sacks for a loss of 47 yards. Franklin also helped the development of 2012 third-round draft pick DE Olivier Vernon as he totaled 81 tackles (51 solo) and nine sacks in his collegiate career.

Prior to Miami, Franklin spent 2010 at Temple where he tutored standout DE Muhammad Wilkerson, who was taken in the first round of the 2011 NFL Draft by the New York Jets. In his only season at Temple, Franklin's line helped lead the Owls to an 8-4 record, including 5-3 in MAC games. Under his direction, both Wilkerson and DL Elisha Joseph garnered All-MAC First-Team honors.

Franklin coached the defensive line at USC in 2009, helping the Trojans to a victory in the Emerald Bowl.

Before his second coaching stint at USC, Franklin spent three seasons coaching defensive line units in the NFL. He spent the 2007-08 seasons with the Houston Texans where DE Mario Williams set the Texans single-season sack record and made the 2008 Pro Bowl. Franklin spent the 2006 season with the Tampa Bay Buccaneers.

Franklin first coached the defensive line at USC in 2005-06. In 2005, DEs Lawrence Jackson (first round, Seattle) and Frostee Rucker were All-Pac-10 first-teamers, while DT Sedrick Ellis (first round, New Orleans), Rucker (third round, Cincinnati) and DT LaJuan Ramsay (sixth round, Philadelphia) were NFL draft picks. During Franklin's tenure, USC played in the 2006 Rose Bowl (BCS Championship Game).

He went to USC after spending five seasons (2000-04) coaching the defensive line for the Green Bay Packers and tutoring DE Kaber Gbaja-Biamila, a Green Bay Packer Hall of Famer and the franchise's all-time sacks leader. Under Franklin's tutelage, Gbaja-Biamila led the NFC in sacks (2004), was named to a Pro Bowl (2003) and received the Ed Block Courage Award (2002). The defense set various Packers' game, season and all-time sack records during his tenure. Franklin served as the defensive line coach for UCLA in 1999-2000 before joining the NFL coaching ranks.

Franklin began his coaching career at his alma mater, Fresno State, where he was in charge of the defensive line for eight seasons (1991-98).

The Bulldogs played in three bowls while he was there, the 1991 California Bowl, 1992 Freedom Bowl and 1993 Aloha Bowl. While at Fresno State, he had a pair of NFL coaching fellowships, working with the Buffalo Bills in the summer of 1994 and the Cleveland Browns in the summer of 1995.

PERSONAL: Native of St. Lazaire, France, where his father was stationed in the military...Drafted by the Houston Oilers in the 11th round (298th overall) of the 1988 NFL Draft...Spent the 1989 season playing defensive line for the Seattle Seahawks...No. 1 overall draft choice of the San Antonio Riders of the World League of American Football in 1991 before opting to begin his coaching career instead...Attended Fresno State, where he spent two seasons (1986-87) as a starter on the defensive line and earned All-American second-team honors both seasons...Set a then-school record as a junior with 19.5 sacks...Was the Pacific Coast Conference Defensive Player of the Year and Fresno State's MVP as a senior in 1987...Totaled 31.5 career sacks...Played two seasons (1984-85) at San Jose (Calif.) Community College, winning junior college All-American honors in 1985...Attended Yerba Buena High School in San Jose...Earned his bachelor's degree in criminology at Fresno State in 1989...Has two children, a son, Khalil (15), and a daughter, Takara (13).

COACHING BACKGROUND

Years	College/Pro Team	Position Coached
1991-98	Fresno State	Defensive Line
1999	UCLA	Defensive Line
2000-04	Green Bay Packers	Defensive Line
2005	USC	Defensive Line
2006	Tampa Bay Buccaneers	Defensive Line
2007-08	Houston Texans	Defensive Line
2009	USC	Defensive Line
2010	Temple	Defensive Line
2011-14	Miami (Fla.)	Defensive Line
2015	Oakland Raiders	Defensive Line





Joe GOMES

HEAD STRENGTH AND CONDITIONING

1st season in NFL | 1st season with Raiders

Joe Gomes, who brings over a decade of athlete training experience, enters his first season in his current role. He joins the Raiders after spending the previous nine years at EXOS (formerly Athlete's Performance).

Gomes joined EXOS in 2006 to manage and develop their programs.

COACHING BACKGROUND

Years	College/Pro Team	Position Coached
2015	Oakland Raiders	Head Strength and Conditioning

His primary focus was on developing programs to share EXOS' innovative and progressive methodology with industry professionals and organizations worldwide. Additionally, Gomes developed EXOS' methodology and integrated both research and performance technology into its systems.

During his tenure at EXOS, he ran the industry-leading preparation program for the annual NFL Scouting Combine each February

from 2007-10. Over those four years, Gomes trained 35 first-round draft picks, 13 top-10 selections and four first-overall picks. Among them are T Jake Long, QB Matt Ryan, CB Aqib Talib, WR Demaryius Thomas, QB Matthew Stafford, CB Vontae Davis, LB Brian Orakpo, S Patrick Chung, DT Gerald McCoy and RB Jonathan Stewart.

Gomes worked as a consultant in high-performance solutions for professional sports and elite organizations, also serving as a senior advisor for the United States Army Special Operations Command for five years. He provides strategies to identify and reduce injury potential as well as increasing and maintaining optimum performance levels in elite competitive environments.

Gomes has actively consulted with high performance organizations and agencies from a number of different backgrounds, including United States Military Special Operations, United States Secret Service and numerous professional soccer and rugby teams.

PERSONAL: Native of London, England...Received his bachelor's degree from St. Mary's University College in London, England, where he played in the varsity rugby league and graduated with honors...Attended Aylsham High School in Norwich, England, where he played rugby and ran track.





Tim HOLT

ASSISTANT OFFENSIVE LINE

5th season in NFL | 1st season with Raiders

Tim Holt returns to the NFL as the Raiders assistant offensive line coach after spending 2014 at the collegiate level at Stetson University. Holt brings four years of NFL coaching experience to the Silver and Black along with 15 years in the college ranks. Holt has coached two Pro Bowlers, 22 All-Conference selections and three

All-Americans.

Holt was named the offensive line coach and run game coordinator at Stetson after coaching the line for the Chicago Bears in 2012, succeeding current Raiders offensive line coach Mike Tice, who was promoted to offensive coordinator. His line helped RB Matt Forte eclipse the 1,000-yard mark for the third time in his career.

Prior to joining the Bears, Holt spent three years with the Tampa Bay Buccaneers as an offensive assistant (2009) and assistant offensive line coach (2010-11). He helped improve the Buccaneers' offense to 20th in the league in scoring in 2010 after the team ranked 30th the previous season. In his final two years with the Bucs, the team's offensive line paved the way for the rushing attack to average 4.5 rushing yards per carry, seventh best in the NFL. While with Tampa Bay, Holt helped current Raiders T Donald Penn to a Pro Bowl berth in 2010.

Holt spent 14 years coaching at the collegiate level before breaking into the professional ranks, including a one-year stint at Stonehill College (2008) as the offensive line coach/run game coordinator. Holt spent four years at his alma mater, Division II Southern Connecticut State, from 2004-07, where he worked with offensive line before coaching the running backs. Prior to returning to Southern Connecticut State, Holt was the offensive coordinator/offensive line coach at American International from 2001-03.

Holt began his coaching career at Southern Connecticut State as a graduate assistant from 1995-96, where he worked primarily with the tight ends and offensive line. He spent the next two years at Cornell (1999-2000) as the tight ends/assistant offensive line coach and then as the running backs coach. He also had a two-year stint at Lehigh working with the tight ends and offensive line.

PERSONAL: Native of Dighton, Mass. ...A three-year letterman in four seasons (1991-94) as an offensive lineman at Southern Connecticut State...Helped the school to six-win seasons in his first two years...Attended Dighton (Mass.) Rehoboth High School...Holt and his wife, Bridget, have four daughters: Madailein, Cailin, Aislinn and Tegwyn.

COACHING BACKGROUND

Years	College/Pro Team	Position Coached
1995-96	Southern Conn. St.	Graduate Asst. - Tight Ends/ Assistant Offensive Line
1997-98	Lehigh	Assistant Tight Ends/ Offensive Line
1999	Cornell	Tight Ends/ Assistant Offensive Line
2000	Cornell	Running Backs
2001-03	American International	Offensive Coordinator/ Offensive Line
2004	Southern Conn. St.	Offensive Line
2005-07	Southern Conn. St.	Running Backs
2008	Stonehill College	Offensive Line/ Run Game Coordinator
2009	Tampa Bay Buccaneers	Offensive Assistant
2010-11	Tampa Bay Buccaneers	Assistant Offensive Line
2012	Chicago Bears	Offensive Line
2014	Stetson	Offensive Line/ Run Game Coordinator
2015	Oakland Raiders	Assistant Offensive Line





Nick HOLZ

QUALITY CONTROL - OFFENSE

4th season in NFL | 4th season with Raiders

Nick Holz enters his first season as quality control – offense with the Raiders, having spent the previous three seasons as the team’s offensive assistant.

In 2014, Holz continued to groom the team’s receivers while helping several free-agent acquisitions adapt into productive roles. Holz continued

to help develop WR Andre Holmes, as he went on to set career highs with 47 receptions and 693 yards, and second-year WR Brice Butler emerged as a deep threat with 21 receptions and two touchdowns.

Holz worked extensively with Oakland’s youthful receiving corps in 2013, helping second-year WR Rod Streater lead the team with 60 receptions and 888 yards. Streater also set a career single-game mark, collecting 130 receiving yards on seven catches and one touchdown against the New York Jets on Dec. 8.

In 2012, Holz aided Streater, who become one of the most productive undrafted rookie players in recent NFL history. Streater’s 39 catches in 2012 were tied for third most among undrafted rookies since 2000, and fourth most by a Raider rookie.

Prior to joining the Silver and Black, Holz assisted on a Stanford staff that led the Cardinal to appearances in the Sun Bowl, Orange Bowl and Fiesta Bowl. As an assistant quarterbacks coach, he helped QB Andrew Luck earn first-team All-American honors and finish as the runner-up in Heisman Trophy voting twice.

He began his collegiate coaching career at Nebraska, where he served as offensive quality control coach and video intern for the Cornhuskers in 2007.

PERSONAL: Native of Danville, Calif. ...Three-year letter-winner (2004-06) at Colorado as a wide receiver and holder for field goals and PATs...Voted by teammates as the recipient of The Regiment Award, presented annually to the Colorado player that makes the greatest contribution to the team with the least recognition as a senior...Earned a bachelor’s degree in communications...Prepped at De La Salle High School in Concord, Calif. ...Named the team’s most inspirational player following the Spartans’ 2002 national championship season...Married to Christine.

COACHING BACKGROUND

Years	College/Pro Team	Position Coached
2007	Nebraska	Offensive Quality Control
2008-11	Stanford	Offensive Assistant/ Quarterbacks
2012-14	Oakland Raiders	Offensive Assistant
2015	Oakland Raiders	Quality Control – Offense





Bobby JOHNSON

TIGHT ENDS

6th season in NFL | 1st season with Raiders

Bobby Johnson enters his first year with Oakland as tight ends coach. In his 20-year coaching career, 15 of them at the collegiate level, Johnson has spent seven seasons coaching tight ends and the last five seasons working in the NFL.

Johnson joins the Silver and Black after spending the past two seasons with the Detroit Lions as tight ends coach in 2013 and assistant offensive line coach in 2014. He brought a rejuvenated approach to the Lions tight end corps in 2013, as his instruction allowed for the emergence of one of the NFL's top tight end duos in TE Brandon Pettigrew and undrafted rookie TE Joseph Fauria.

Pettigrew (two) and Fauria (seven) combined for nine of QB Matthew Stafford's 29 touchdown passes in 2013, and totaled a combined 59 receptions for 623 yards. Fauria set the franchise record for touchdown receptions by a rookie tight end, and his three-touchdown performance in Week 6 at Cleveland set a single-game franchise record among tight ends and all rookies. His seven scores were also tied for second among all 2013 rookies.

Prior to joining the Lions, Johnson served a one-year stint as tight ends coach with the Jacksonville Jaguars (2012) and two years as assistant offensive line coach with the Buffalo Bills (2010-11). With the Jaguars, Johnson helped veteran TE Mercedes Lewis to his second 50-reception season and his third 500-yard season, while also recording his second-highest touchdown total with four scores. Under his guidance, the Bills' offensive line ranked tied for seventh in the NFL from 2010-11 with just 57 sacks allowed. The team also averaged 4.6 rushing yards per attempt over those two seasons, good for sixth in the league.

From 2005-09, Johnson was the offensive line coach at Indiana, where he developed two current NFL linemen in G/T Rodger Saffold, a second-round selection of the St. Louis Rams in 2010, and G James Brewer, a New York Giants' fourth-round pick in 2011.

Before his stint at Indiana, Johnson was an assistant coach at Miami (Ohio), his alma mater, from 1999-2004, helping the RedHawks to a 13-1 season, a MAC Championship and GMAC Bowl victory in 2003. He also helped the team to an 8-5 finish in 2004 and a berth in the Independence Bowl. He spent his final season at Miami (Ohio) as offensive line coach after working with the tight ends from 1999-2003. During his five-year tenure, the RedHawks were 36-5 when outrushing the opponent.

At Miami (Ohio), Johnson worked with eventual NFL draft picks G Jacob Bell (Tennessee Titans, 2004 fifth-round selection) and G Alex Sulfsted (Kansas City Chiefs, 2001 sixth-round selection), as well as free-agent signees TE Matt Brandt (Detroit Lions, 2004) and T Ben Herrell (Carolina Panthers, 2004).


Johnson spent four years at the University of Akron, the first two as a graduate assistant (1995-96) and then as the Zips' defensive line coach (1997-98).

PERSONAL: Native of Akron, Ohio...Played tackle at Miami (Ohio), starting on the offensive line from 1992-94...Helped the RedHawks average 156.7 rushing yards per game in 1992, and 174.4 rushing yards per game in 1994...Graduated with a degree in health appraisal and sports organization...Attended Akron (Ohio) Hoban High School, where he was a standout lineman and a track-and-field letterman...He and his wife, Kristen, have two daughters, Madilyn and Olivia.

COACHING BACKGROUND

Years	College/Pro Team	Position Coached
1995-96	Akron	Graduate Assistant
1997-98	Akron	Defensive Line
1999-2003	Miami (Ohio)	Tight Ends
2004	Miami (Ohio)	Offensive Line
2005-09	Indiana	Offensive Line
2010-11	Buffalo Bills	Assistant Offensive Line
2012	Jacksonville Jaguars	Tight Ends
2013	Detroit Lions	Tight Ends
2014	Detroit Lions	Assistant Offensive Line
2015	Oakland Raiders	Tight Ends





Kevin KIJOWSKI

STRENGTH AND CONDITIONING ASSISTANT

1st season in NFL | 1st season with Raiders

Kevin Kijowski enters his first NFL season as strength and conditioning assistant with the Raiders. Kijowski brings four years of experience at the collegiate level to the Silver and Black, having worked stints as an assistant strength coach at the University of North Carolina at Wilmington and Appalachian State

University.

Kijowski joins the Raiders after serving as the assistant strength and conditioning coach at his undergraduate alma mater, UNC-Wilmington, in 2014. While with the Seahawks, Kijowski had the opportunity to train and work alongside a variety of athletes, primarily in men's and women's soccer.

In 2013, Kijowski was a performance specialist at world-renowned EXOS, formerly Athlete's Performance, in Phoenix, Ariz. While

at EXOS, a leader in integrated performance training, nutrition and physical therapy for elite and professional athletes, Kijowski worked alongside current Raiders head strength and conditioning coach Joe Gomes, formerly the director of EXOS, and fellow Raiders strength and conditioning assistant Wes Miller, in developing and implementing performance training programs for professional, amateur and youth athletes in a wide array of sports.

Prior to joining EXOS, Kijowski worked at Fort Bragg Military Base in North Carolina in 2013, where he implemented sleep monitoring systems and trained military personnel.

Kijowski began his coaching career while a graduate student at Appalachian State, where he served as a strength and conditioning graduate assistant from 2011-13.

PERSONAL: Native of Charlotte, N.C. ...Earned his master's degree in kinesiology and exercise science at Appalachian State University in 2013...Received his bachelor's degree in kinesiology and exercise science from UNC-Wilmington in 2010...Earned a bachelor's degree in psychology from UNC-Charlotte in 2008...Has multiple certifications including NSCA CSCS (Certified Strength and Conditioning Specialist), USA Weightlifting and CPR/First Aid...Attended Jay M. Robinson High School in Concord, N.C.

COACHING BACKGROUND

Years	College/Pro Team	Position Coached
2011-13	Appalachian State	Strength and Conditioning Grad. Asst.
2014	UNC-Wilmington	Assistant Strength and Conditioning
2015	Oakland Raiders	Strength and Conditioning Assistant





Wes MILLER

STRENGTH AND CONDITIONING ASSISTANT

1st season in NFL | 1st season with Raiders

Wes Miller joins the Raiders for his first NFL season as strength and conditioning assistant after working as a performance coach at EXOS, formerly Athletes' Performance. A former college tight end, Miller brings four years of experience in training elite athletes to the Silver and Black.

COACHING BACKGROUND

Years	College/Pro Team	Position Coached
2015	Oakland Raiders	Strength and Conditioning Assistant

Miller enters the NFL coaching ranks after working with the military at Fort Bragg in North Carolina, where he assisted in training military personnel. Prior to working with the military, Miller spent four years with EXOS, a leader in integrated performance training, nutrition and physical therapy for elite and professional athletes.

Beginning as an intern at EXOS in 2011, Miller was hired as a performance coach and helped develop and implement performance training programs for professional, amateur and youth athletes in a wide array of sports. While working with EXOS, Miller worked alongside current Raiders head strength and conditioning coach Joe Gomes, formerly the director of EXOS, and fellow Raiders strength assistants Darryl Eto and Kevin Kijowski.

PERSONAL: Native of St. Joseph, Mo. ...Has numerous certifications including NSCA CSCS (Certified Strength and Conditioning Specialist) and USA Weightlifting Level 1 Performance Coach...Was a four-year letterman at Missouri State, appearing in 38 games with nine starts at tight end from 2007-10...Totaled 11 receptions for 128 yards (11.6 avg.) with two touchdowns...As a junior, played in 10 games with four starts...Majored in exercise and movement science...Attended Benton High School in St. Joseph, Mo., where he was a four-year starter...Earned all-city, all-district, All-Midland Empire Conference and KWKK All-Regional honors as a senior tight end, defensive end and long snapper in 2005...Earned all-city and all-conference honors as a sophomore and junior...Was also a four-year basketball and baseball starter for the Cardinals, claiming all-city and all-district honors as a pitcher and first baseman.





Rob MOORE

WIDE RECEIVERS

14th season in NFL (12 as a player) | 1st season with Raiders

Rob Moore joins the Silver and Black for his first season as wide receivers coach. Moore broke into the NFL ranks as a coach with the Buffalo Bills in 2014 after a 12-year NFL career as a wide receiver.

After coaching five seasons at the collegiate level, Moore joined the Buffalo Bills to help mentor a youthful wide receiving corps. Moore helped rookie WR Sammy

Watkins, the team's fourth-overall pick in the 2014 NFL Draft, total 65 receptions for 982 yards and six touchdowns, setting the franchise-rookie records for receptions and yards. Under Moore's guidance, second-year WR Robert Woods set new personal bests with 65 catches for 699 yards and five touchdowns. Another young wide receiver, Chris Hogan, also set career highs with 41 receptions, 426 yards and four touchdowns.

As wide receivers coach at Syracuse, Moore helped the Orange to three bowl victories in four years from 2010-13. Under his tutelage, WR Alec Lemon finished his career ranked first in the Orange record books for all-time receptions (201) and second in all-time receiving yards (1,780).

Prior to his coaching stint at Syracuse, Moore was the wide receivers coach for Phoenix (Ariz.) Junior College in 2009. He also spent time working as a consultant for Protect Management and Athlete's Performance, training athletes for the NFL draft where he oversaw future draft picks including New Orleans Saints WR Robert Meachem, Cleveland Browns WR Dwayne Bowe, San Francisco 49ers TE Vernon Davis, Detroit Lions WR Golden Tate and Jacksonville Jaguars WR Arrelious Benn.

Moore got his start in coaching at Montclair (N.J.) High School from 2002-03, working with wide receivers.

COACHING BACKGROUND

Years	College/Pro Team	Position Coached
2009	Phoenix (Ariz.) JC	Wide Receivers
2010-13	Syracuse	Wide Receivers
2014	Buffalo Bills	Wide Receivers
2015	Oakland Raiders	Wide Receivers



PERSONAL: Native of Hempstead, N.Y. ... Played 12 years as a wide receiver in the NFL... Was selected by the New York Jets in the first round of the 1990 Supplemental Draft... Spent five seasons with New York (1990-94) and seven years with the Arizona Cardinals (1995-2001)...Played in 153 games with 146 starts, and totaled 628 receptions for 9,368 yards and 49 touchdowns, earning Pro Bowl berths in 1994 and 1997...Led the NFL in receiving yards in 1997 (1,584), earning All-Pro honors, and an All-Conference selection from Pro Football Weekly...Played collegiately at Syracuse from 1987-89, starting all three years...Holds team records for receiving yards per game (75.8) and career touchdown receptions (22)...Earned three straight bowl berths with Syracuse, winning the Hall of Fame Bowl (1989) and Peach Bowl (1989)...As a freshman, helped the Orange to an undefeated season with an 11-0-1 mark...Named to Syracuse's All-Century Team in November 1999... Attended Hempstead (N.Y.) High School, playing football and basketball...Has four children, daughters, Dakota, Savoy and Meadow, and son, Satchel.



Bill MUSGRAVE

OFFENSIVE COORDINATOR

23rd season in NFL (6 as a player) | 2nd season with Raiders

Bill Musgrave enters his 17th season in the NFL coaching ranks and second stint with the Raiders, having served as the team's quarterbacks coach in 1997.

Beginning his fifth assignment as an NFL offensive coordinator, Musgrave has served in that role with the Philadelphia Eagles, Car-

olina Panthers, Jacksonville Jaguars and Minnesota Vikings. He also spent two seasons as the offensive coordinator at the University of Virginia.

Musgrave joins Oakland after spending the 2014 season with the Philadelphia Eagles as their quarterbacks coach. After losing starting QB Nick Foles to injury midway through the season, Musgrave integrated QB Mark Sanchez into the starting role. Before suffering a season-ending injury in Week 9, Foles led the Eagles to a 6-2 record, and became the eighth player in NFL history to throw for at least 320 yards in each of their first three games of the year. After taking over for Foles, Sanchez threw for 2,418 yards and 14 touchdowns and set the single-season franchise record with a 64.1 percent completion percentage. Philadelphia also set single-season team records for points (474), touchdowns (54), completions (390) and first downs (356).

Before joining the Eagles, Musgrave spent three seasons as the offensive coordinator of the Vikings, overseeing the best rushing attack in the league over that span. During his three seasons at the helm, Minnesota led the league in rushing, posting 146.5 yards per game, and RB Adrian Peterson paced the NFL with 4,333 rushing yards.

In 2013, Musgrave oversaw a Vikings offense that set the Metrodome record for points scored as Minnesota beat the NFC East Champion Eagles 48-30. WR Greg Jennings set career highs as he tallied 11 catches for 163 yards. Musgrave was also instrumental in the development of rookie WR Cordarrelle Patterson, who put together an impressive rookie campaign. Patterson became the only player in NFL history with four receiving touchdowns, three rushing touchdowns and two kickoff return touchdowns in the same season.

Musgrave helped the Vikings and Peterson to one of the best rushing seasons in NFL history in 2012, as the Vikings went 10-6, securing a playoff berth on the final Sunday by beating Green Bay 37-34. Adrian Peterson was named the NFL's Most Valuable Player and Offensive Player of the Year. On the season, he posted 2,097 rushing yards, the second-highest single-season mark in NFL history. Peterson recorded 10 games of at least 100 rushing yards and topped the 200-yard mark twice, along with 40 pass receptions. The team's 2,634 rushing yards in 2012 also marked a Vikings franchise high. Second-year QB Christian Ponder also made strides in 2012, improving his passer rating by 11 points to an 81.2 rating. TE Kyle Rudolph was a major force in the passing game, hauling in nine touchdowns to rank second in the NFL amongst tight ends.

In 2011, Musgrave tutored the rookie tandem of Ponder and Rudolph. Ponder took

COACHING BACKGROUND

Years	College/Pro Team	Position Coached
1997	Oakland Raiders	Quarterbacks Coach
1998*	Philadelphia Eagles	Offensive Assistant/ Offensive Coordinator
1999	Carolina Panthers	Quarterbacks Coach
2000	Carolina Panthers	Offensive Coordinator/ Quarterbacks
2001-02	Virginia	Offensive Coordinator/ Quarterbacks/Tight Ends
2003	Jacksonville Jaguars	Offensive Coordinator
2004	Jacksonville Jaguars	Offensive Coordinator/ Quarterbacks
2005	Washington Redskins	Quarterbacks Coach
2006-10	Atlanta Falcons	Quarterbacks Coach
2011-13	Minnesota Vikings	Offensive Coordinator
2014	Philadelphia Eagles	Quarterbacks Coach
2015	Oakland Raiders	Offensive Coordinator

* Served as the team's offensive coordinator for the final 10 games.



over as the team's starting quarterback for the final 10 games of the season, and led the NFL in red zone passing with a 114.3 passer rating. Rudolph earned a spot on the Pro Football Weekly All-Rookie team, tying for second on the Vikings with three touchdowns. WR Percy Harvin enjoyed a breakthrough year in 2011, setting a career high with 87 receptions. Musgrave also shrewdly utilized the dynamic Harvin on the ground, as Harvin rushed 52 times for 345 yards and two touchdowns. The duo of Peterson and RB Toby Gerhart paced a rushing attack that finished fourth in the NFL with 144.9 yards per game.

Prior to joining the Vikings, Musgrave spent five seasons with the Atlanta Falcons from 2006-10, serving as the team's quarterbacks coach. Musgrave played a large role in the development of 2008 first-round draft pick QB Matt Ryan as he emerged into one of the best quarterbacks in the NFL. Ryan earned his first Pro Bowl selection in 2010, setting then-career highs with 3,705 passing yards and 28 touchdowns and a 91.0 passer rating. In 2010, Ryan tied Hall of Fame QB Dan Marino for most wins by a quarterback in his first three seasons since the AFL-NFL merger in 1970 with 33. Ryan orchestrated six game-winning drives on the year and earned NFC Offensive Player of the Month honors in November after completing 69.3 percent of his passes for 1,001 yards and seven touchdowns during the month. He finished the year with a 104.1 passer rating, good for third in the NFL.

In 2008, Musgrave tutored Ryan as a rookie, helping him win Associated Press and Sporting News NFL Offensive Rookie of the Year honors. On the year, Ryan threw for 3,400 yards on 265-of-434 passing, 16 touchdowns and an 87.7 passer rating. At the time, Ryan became only the second rookie in NFL history to throw for over 3,000 yards in a season, posting nine consecutive games with 200 yards passing along the way. In helping Atlanta to an 11-5 record and a playoff berth, Ryan tied the best regular season record since 1970 by a rookie quarterback who started all 16 games. To top off his rookie campaign, Ryan established a then-rookie post-season record with 26 completions and added two touchdowns against the eventual NFC Champion Arizona Cardinals.

Despite a turbulent 2007 season under head coach Bob Petrino, Musgrave helped two Falcons quarterbacks to career-high performances. QB Chris Redman saw his first significant NFL action since 2003 and threw for 1,079 yards and 10 touchdowns in four games. Redman was named the NFC Offensive Player of the Week after throwing four touchdown passes in the team's Week 17 victory over the NFC West champion Seattle Seahawks. Musgrave also guided QB Joey Harrington, who started 10 games for Atlanta, throwing for 2,215 yards and completing 61.8 percent of his passes.

In 2006, Musgrave helped QB Michael Vick set several career, franchise and NFL records. Vick completed a career-high 20 touchdown passes and became the first quarterback in NFL history to rush for over 1,000 yards in a single season. Vick threw at least three touchdown passes on three separate occasions. He also rushed for over 100 yards in three games, including a 166-yard effort against New Orleans in Week 12. His 8.5 yards per carry average established an NFL single-season record.

As the quarterbacks coach of the Washington Redskins in 2005, he helped the team reach the playoffs and defeat the Tampa Bay Buccaneers in the Wild Card round. That season, QB Mark Brunell passed for a career-high 23 touchdowns, the most by a Redskins signal caller since 1999.

Working on Del Rio's staff with the Jacksonville Jaguars from 2003-04, Musgrave worked with Jaguars 2003 first-round pick QB Byron Leftwich. As Musgrave oversaw his development, Leftwich threw for 5,760 yards and 29 touchdowns over his first two years, leading the Jaguars to a 9-7 record in 2004. Musgrave also helped lead a potent rushing attack, as RB Fred Taylor set then-franchise records with 1,572 rushing yards in 2003.

Musgrave spent the 2001-02 seasons at the collegiate level as the offensive coordinator at the University of Virginia. The Sporting News named Musgrave the "Best Coordinator" in 2002, as he was instrumental in the development of QB Matt Schaub when he was at Virginia. Schaub was named the ACC Player of the Year and set numerous school and ACC records. Overall, Virginia threw 32 touchdown passes in 2002, including a record 28 by Schaub. TE Heath Miller was named to the Freshman All-American team, and RB Wali Lundy set a school record for rushing yards by a freshman and tied the ACC record for receptions by a freshman. In his first season at Virginia in 2001, WR Billy McMullen caught a school-record 83 passes.

During the 1999 and 2000 campaigns, Musgrave served as the quarterbacks coach and offensive coordinator of the Carolina Panthers. The Panthers' offense ranked second in the NFL in passing (260.1 passing yards per game) and fourth in scoring (26.3 points per game) in 1999, and QB Steve Beuerlein had a career year, throwing for 36 touchdowns and 4,436 yards and earning a Pro Bowl nod. Beuerlein became just the 11th player in NFL history to throw for 4,000 yards and 30 touchdowns in a season.

Musgrave's first NFL coaching experience came with the Raiders in 1997 as quarterbacks coach. Starting QB Jeff George led the NFL with 3,919 passing yards and led the AFC with 29 touchdowns. He also threw only nine interceptions under Musgrave's guidance.

PERSONAL: Native of Grand Junction, Colo. ...Was drafted in the fourth round (106th overall) of the 1991 NFL Draft by the Dallas Cowboys...Played six seasons as a quarterback for the San Francisco 49ers (1991-94) and Denver Broncos (1995-96)...Served as a back up to Joe Montana and Steve Young with the 49ers...Played under offensive coordinators Mike Holmgren and Mike Shanahan...Was a member of the 49ers' Super Bowl XXIX winning team in 1994...Followed Shanahan to Denver to play under offensive coordinator Gary Kubiak and backup John Elway from 1995-96...Was a four-year starting quarterback and three-year captain at Oregon from 1987-90...Took the Ducks to their first bowl games in 26 years in 1989 and 1990...Finished his collegiate career as Oregon's all-time leader in passing and total offense, while establishing 15 school records...Was inducted into University of Oregon Hall of Fame in 2000...Was named Colorado High School Athlete of the Year for 1985-86 and was the recipient of the Denver Post's Gold Helmet Award as the prep football player of the year...Inducted into the Colorado Sports Hall of Fame in 1995.



Ken NORTON, JR.

DEFENSIVE COORDINATOR

19th season in NFL (13 as a player) | 1st season with Raiders

Ken Norton, Jr. joins the Raiders in 2015 for his sixth NFL coaching season, and his first as Oakland's defensive coordinator.

As an 18-year NFL veteran as a player and coach, Norton, Jr. has been a part of four Super Bowl-winning teams (three as a player and one as a coach). He is entering his 19th season overall in the NFL, with 13 coming as an All-Pro linebacker for the Dallas Cowboys and San Francisco 49ers. He and Raiders Head Coach Jack Del Rio played alongside one another in the linebacking corps of the Cowboys from 1989-91.

From 2010-14, Norton, Jr. served as Seattle's linebackers coach, helping the team to three NFC West Division titles, two NFC Championships and a Super Bowl XLVIII title. Over that period, Norton, Jr. helped the Seahawks' defense rank second in total defense (309.5 yards per game) and the unit finished in the top 10 four times (2011-14), including leading the league in total defense the past two seasons. Seattle's defense also proved to have a nose for the ball during Norton, Jr.'s tenure, forcing the fourth-most turnovers with 147. Additionally, he was part of a defensive staff that sent 11 players to the Pro Bowl from 2011-14.

In 2014, Norton, Jr. helped the Seahawks win the NFC title for the second straight year. Seattle's defense finished the year as the league's top-ranked defense by a large margin, surrendering only 267.1 yards per game (Detroit was ranked second at 300.9 yards per game). Norton, Jr.'s linebacking corps led the way for Seattle, as LBs K.J. Wright and Bobby Wagner led the team in tackles with 107 and 104, respectively. Wagner became just the sixth player in franchise history to record three straight seasons of at least 100 tackles. Wagner was also selected to his first Pro Bowl in 2014.

Helping the Seahawks capture Super Bowl XLVIII in 2013, Norton, Jr. tutored current Raiders and former Seahawks LB Malcolm Smith, who was named Super Bowl MVP after posting nine tackles (five solo), a 69-yard interception return for a touchdown and one fumble recovery. Wagner led the team in tackles during the regular season with 119, and tied for the team lead with 34 postseason tackles.

COACHING BACKGROUND

Years	College/Pro Team	Position Coached
2004	USC	Defensive Assistant/ Linebackers
2005-08	USC	Linebackers
2009	USC	Assistant Head Coach Defense/ Linebackers
2010-14	Seattle Seahawks	Linebackers
2015	Oakland Raiders	Defensive Coordinator



With Seattle emerging as a dominant defense in 2012, Norton, Jr. was instrumental in the development of the 2012 second-round draft pick Wagner, who secured his role as the team's starting middle linebacker and finished second in the Associated Press Defensive Rookie of the Year voting. Wagner led the team with 140 tackles (86 solo), and his 140 tackles were a franchise record for tackles by a rookie.

In his first two seasons in Seattle, Norton, Jr. helped LB David Hawthorne to back-to-back 100-tackle seasons. He also oversaw the development of Wright as he emerged as a starter in the linebacking corps as a rookie in 2011. Wright finished fifth on the team with 61 tackles in only 12 games started. In 2010, he helped the Seahawks win the NFC West title and defeat the high-powered New Orleans Saints in the Wild Card round.

Prior to joining the NFL coaching ranks, Norton, Jr. spent six seasons coaching on the defensive side of the ball at USC under Pete Carroll. During his career at USC, Norton, Jr. tutored an impressive group of linebackers who went on to have success at the NFL level. Among those players are LB Brian Cushing, LB Clay Matthews, LB Keith Rivers, LB Rey Mauga and LB Lofa Tatupu. Cushing, Matthews and Rivers were all NFL first-round draft picks. During his time at USC, the school played in the 2005 Orange Bowl (BCS Championship Game), 2006 Rose Bowl (BCS Championship Game), 2007 Rose Bowl, 2008 Rose Bowl, 2009 Rose Bowl and 2009 Emerald Bowl.

In 2008, Maualuga was named a first-team All-American and the Pac-10 Defensive Player of the Year, made his third consecutive All-Pac-10 First Team and was USC's first-ever winner of the Bednarik Award. He also was a finalist for the Lombardi, Butkus and Nagurski Awards. Cushing was also a Butkus Award finalist and won All-Pac-10 First Team honors. Following the season, Cushing and Matthews were first-round picks in the NFL Draft and Maualuga was a second-round selection.

In 2007, Rivers was an All-American first-teamer and was a first-round NFL draft pick following the season, while LB Thomas Williams was a fifth-round NFL selection. In 2006 and 2007, Rivers and Maualuga made the All-Pac-10 First Team. LBs Dallas Sartz (fifth round) and Oscar Lua (seventh round) were also selected in the 2007 NFL Draft.

Maualuga was named first-team Freshman All-American in 2005 and LBs Matt Grootegoed and Tatupu were named first-team All-American in 2004. Grootegoed was also a Butkus Award finalist and Tatupu was selected in the second round of the NFL draft. Norton, Jr. also helped USC win the BCS National Championship in 2004, beating Oklahoma, 55-19.

After retiring from the NFL in 2000, Norton, Jr. was a radio and television commentator and analyst, including appearances on the NFL Network. He also served as the defensive coordinator at Hamilton High School in Los Angeles, Calif., in 2003.

PERSONAL: Native of Westchester, Calif. ...Played in the NFL for 13 seasons...Was originally drafted by the Dallas Cowboys in the second round (41st overall) of the 1988 NFL Draft...Spent his first six seasons with the Cowboys from 1988-93 and his final seven with the San Francisco 49ers from 1994-2000...Appeared in 191 games with 188 starts, recording 1,274 tackles (897 solo), 12.5 sacks, six forced fumbles, 13 fumble recoveries, five interceptions and 49 passes defended...Named an Associated Press All-Pro in 1995...Is the only player in NFL history to play on three consecutive Super Bowl-winning teams (Dallas in 1992 and 1993 and San Francisco in 1994)...Earned All-American honors at UCLA in 1987...Was a four-year letterwinner for the Bruins from 1984-87 and was a finalist for the Butkus Award as a senior...Earned a bachelor's degree in sociology from UCLA...He and his wife, Angela, have three children: Brittney (27), Sabrina (19), and Ken III (17)...His father, Ken Norton, Sr., was the WBC world heavyweight boxing champion from 1977 to 1978, and was inducted into the International Boxing Hall of Fame in 1992.



Bernie PARMALEE

RUNNING BACKS

16th season in NFL (9 as a player) | 1st season with Raiders

Bernie Parmalee enters his first season with the Oakland Raiders as running backs coach. He returns to the NFL coaching ranks after spending a season with Kansas as quality control-offense/assistant running backs.

Parmalee served as the tight ends coach for three seasons with the Kansas City Chiefs from 2010-12. In his first season with Kansas City, he was instrumental in the development of TE Tony Moeaki, who caught 47 passes, the top mark by a rookie tight end in Chiefs history. Under his direction, Moeaki also finished with 556 receiving yards, trailing only TE Walter White (559) for the best total by a rookie tight end in club annals. In 2012, Moeaki finished second on the team with 453 receiving yards, behind only WR Dwayne Bowe.

Prior to joining the Chiefs, Parmalee spent five seasons with Notre Dame, serving as the tight ends coach during his final three seasons. He tutored tight ends and assisted with special teams during his first two seasons.

During his tenure with the Fighting Irish, Parmalee was instrumental in the development of three of the top tight ends in school history. Notre Dame was the only school to have two tight ends selected in the first two rounds of the NFL Draft from 2006-09. A second-round selection (38th overall) of Seattle in 2008, TE John Carlson registered 100 catches for 1,093 yards at Notre Dame. TE Anthony Fasano caught 92 passes for 1,102 yards for the Fighting Irish before being selected by Dallas in the second round (53rd overall) of the 2006 NFL Draft. TE Kyle Rudolph started all 13 contests as a freshman in 2008, becoming the first tight Notre Dame end to start every game as a freshman. He had 29 receptions, the most by a freshman in Notre Dame history, and was selected to the All-Freshman team by The Sporting News.

Parmalee spent three seasons as an assistant coach with the Miami Dolphins before joining Notre Dame. During his coaching tenure with the Dolphins, he served as the tight ends coach (2004), assistant special teams/offensive assistant (running backs, 2003) and assistant special teams coach (2002). Parmalee tutored a position group in 2004 that was led by TE Randy McMichael, who caught a team-high 73 passes for 791 yards with four TDs.

PERSONAL: Native of Jersey City, N.J. ...Played nine seasons as a running back with the Miami Dolphins (1992-98) and the New York Jets (1999-2000)...Entered the NFL as a rookie free agent with Miami...Played in 134 games (26 starts), recording 567 rushes for 2,179 yards with 17 TDs and 168 receptions for 1,485 yards with three scores...Also registered 16 kickoff returns for 289 yards, as well as 123 special teams tackles...Played in seven career postseason contests (four starts)...Played running back at Ball State, finishing his collegiate career as the all-time leading rusher in school history, tallying 3,483 rushing yards and 26 TDs...Earned varsity letters in football and baseball as a prep standout at Lincoln High School in Jersey City, N.J. ...He and his wife, Angela, have three children, Tre', a wide receiver at Kansas, Nakia Marie and Torian.

COACHING BACKGROUND

Years	College/Pro Team	Position Coached
2002	Miami Dolphins	Assistant Special Teams
2003	Miami Dolphins	Assistant Special Teams/ Offensive Assistant (Running Backs)
2004	Miami Dolphins	Tight Ends
2005-06	Notre Dame	Tight Ends/ Special Teams Co-Coordinator
2007-09	Notre Dame	Tight Ends
2010-12	Kansas City Chiefs	Tight Ends
2014	Kansas	Quality Control-Offense/ Assistant Running Backs
2015	Oakland Raiders	Running Backs





Jake PEETZ

SENIOR OFFENSIVE ASSISTANT

7th season in NFL | 1st season with Raiders

Jake Peetz enters his seventh NFL season and his first with the Silver and Black as senior offensive assistant. He joins the Raiders after spending 2014 as the offensive quality control/assistant wide receivers coach with the Washington Redskins.

In 2014, Peetz helped the Redskins receiving corps finish eighth in the NFL with an average of 278.8 receiving yards per game. WR DeSean Jackson led the team with 1,169 receiving yards and added six touchdowns in his first season with the team. WR Pierre Garcon led the team with 68 receptions.

Prior to joining the Redskins, Peetz spent the 2013 season as an offensive analyst under Nick Saban at Alabama, assisting the quarterbacks and helping the Crimson Tide to an 11-2 record. Alabama spent the first 13 weeks of the season as the nation's top-ranked team and boasted the nation's consensus top recruiting class for 2014, according to Rivals.com, ESPN.com, Scout.com and 247sports.com.

Peetz began his NFL coaching career with the Jacksonville Jaguars, spending five seasons there. He was named offensive assistant/assistant quarterbacks coach in 2012 and he assisted quarterbacks coach Greg Olson in addition to handling quality control duties. Prior to being named offensive assistant, he spent two seasons as the team's BLESTO scout. He initially joined the Jaguars as a scouting assistant in May 2008.

COACHING BACKGROUND

Years	College/Pro Team	Position Coached
2006	Santa Barbara (Calif.) City College	Safeties/Special Teams and Strength & Conditioning Coordinator
2007	UCLA	Defensive Quality Control
2008-09	Jacksonville Jaguars	Scouting Assistant
2010-11	Jacksonville Jaguars	BLESTO Scout - Southeast
2012	Jacksonville Jaguars	Offensive Assistant/ Assistant Quarterbacks
2013	Alabama	Offensive Analyst/ Assistant Quarterbacks
2014	Washington Redskins	Offensive Quality Control/ Assistant Wide Receivers
2015	Oakland Raiders	Senior Offensive Assistant



Before joining the NFL ranks, Peetz served as an offensive quality control coach at UCLA, assisting offensive coordinator Norm Chow with the quarterbacks. He joined the Bruins as a defensive quality control coach in 2007.

Peetz began his college coaching career in 2006 at Santa Barbara (Calif.) City College, where he served as the safeties coach and special teams/strength and conditioning coordinator.

PERSONAL: Native of O'Neill, Neb....Attended the University of Nebraska, earning a bachelor's degree in exercise science while playing football...As a walk-on, served in a reserve role in the Cornhusker secondary and on special teams...Was one of the most active student-athletes off the field, twice being named to the Brook Beringer Citizenship Team for his extensive community outreach work...Was a football representative for the University of Nebraska's Student-Athlete Advisory Committee and volunteered his time with the Special Olympics and Dads of Kids with Disabilities in addition to visiting hospitals and schools in the area...Attended O'Neill (Neb.) St. Mary's High School...He and his wife, Maggie, have two daughters, Gianna and Julia.



Marcus ROBERTSON

DEFENSIVE BACKS

21st season in NFL (12 as a player) | 2nd season with Raiders

Marcus Robertson enters his second season with the Raiders and first as defensive backs coach, after being promoted from assistant defensive backs coach in 2014. A 12-year NFL veteran as a player and former All-Pro safety, Robertson has served as an NFL assistant for eight years.

As the assistant defensive backs coach with the Silver and Black in 2014, he tutored S Charles Woodson, who led the team in tackles (160) and interceptions (four). Woodson earned Defensive Player of the Week accolades for his performance in Week 12 against the Kansas City Chiefs when he became the first player in NFL history to post 50 career interceptions and 20 sacks.

While serving as secondary coach with Detroit in 2013, Robertson helped the Lions finish seventh in the league with a total of 92 passes defended. Robertson also tutored CB Chris Houston, who totaled two interceptions in 2013, becoming the first Lions defensive back to record 10 career picks since 2000. He served as defensive assistant/secondary coach in his first season with Detroit in 2012.

Robertson was the secondary coach for the Tennessee Titans from 2009-11, helping the team rank second in the NFL in average passing yards/completion (10.6) during that span. In 2009, the Titans finished eighth in the NFL in interceptions (20) and second in interceptions returned for a touchdown (four).

Robertson's coaching career began as the assistant secondary coach with Tennessee for two seasons (2007-08). In 2008, the Titans secondary boasted three Pro Bowl selections, including CB Cortland Finnegan, S Chris Hope and S Michael Griffin. Overall, Tennessee defensive backs collected 19 interceptions, which ranked second in the NFL in interceptions by a secondary. In Robertson's first season assisting with the secondary, the Titans improved from 27th to 10th in pass defense and from 32nd to fifth in overall yardage allowed.

Robertson served as the Titans director of player development from 2003-06. He spent those four years assisting players with their career transition into and out of the NFL through continuing education, financial education and administering player programs. Robertson and his staff earned the Winston and Shell Award in 2006 for their innovation and commitment to player development in the NFL.

COACHING BACKGROUND

Years	College/Pro Team	Position Coached
2007-08	Tennessee Titans	Assistant Secondary
2009-11	Tennessee Titans	Secondary
2012	Detroit Lions	Defensive Assistant/Secondary
2013	Detroit Lions	Secondary
2014	Oakland Raiders	Assistant Defensive Backs
2015	Oakland Raiders	Defensive Backs



PERSONAL: Native of Pasadena, Calif. ...Played 12 seasons as a safety with the Houston Oilers/Tennessee Oilers/Tennessee Titans (1991-2000) and the Seattle Seahawks (2001-02)...Selected by Houston in the fourth round (102nd overall) of the 1991 NFL Draft...Played in 162 career games with 144 starts, totaling 24 interceptions, 1.5 sacks, nine forced fumbles and 11 fumble recoveries...Earned All-Pro honors in 1993 after recording a career-high seven interceptions and three fumble recoveries with one touchdown...Also totaled five interceptions with three fumble recoveries and two touchdowns in 1997...Inducted into the Iowa State Athletic Hall of Fame in 2009...Earned a bachelor's degree in management and organizational development from Bethel University.



Brad SEELY

SPECIAL TEAMS COORDINATOR

27th season in NFL | 1st season with Raiders

Brady Seely, entering his 27th season as an NFL assistant coach, begins his first year as the Raiders special teams coordinator.

Seely begins his seventh assignment in charge of a team's special teams unit, as he previously directed

those of the Carolina Panthers, New England Patriots, Cleveland Browns and San Francisco 49ers. In 37 years of coaching, Seely has also served NFL stints with the New York Jets and Indianapolis Colts. Additionally, he spent 11 seasons at the collegiate level.

Seely spent the previous four seasons with the San Francisco 49ers, overseeing one of the top units in the NFL. During that time span, the 49ers tied (New England Patriots) for the most field goals converted (130), ranked second in net punting average (41.9), second in gross punting average (48.2) and seventh in opponent punt return average (8.3).

Last season under Seely, the 49ers special teams unit was led by K Phil Dawson and P Andy Lee. Dawson connected on 25-of-31 field goal attempts, including the second most made field goals in the league of 50-or-more yards. He also became one of 19 players in NFL history to surpass 1,500 points scored for his career. Lee finished the season with the sixth highest punting average (46.8) in the NFL.

In 2013, San Francisco's special teams unit ranked second in the NFL according to The Dallas Morning News' Rick Gosselin's annual special teams rankings. Dawson set a franchise record with 27 consecutive field goals made. Dawson also set single-season career highs with 140 points, 44 made PATs and 32 made field goals. Lee ranked third in the NFL with a 48.2 gross punting average and fourth in net punting average (41.7).

Under Seely's direction in 2012, the 49ers fielded one of the strongest special teams units in the NFL. Lee led the NFL with 43.2 net punting average, while also ranking fifth in the league with a 48.0 gross punting average, on his way to All-Pro honors. San Francisco also led the NFL in starting field position (31.8-yard line) and ranked second in the NFL in opponents starting field position (24.9-yard line).

In Seely's first year with the 49ers in 2011, the special teams unit emerged as one of the best in the NFL. K David Akers set the NFL single-season record for most field goals (44) and points with no touchdowns (166). Lee set the NFL record with a 44.0 net punting average, while the 49ers led the NFL in average starting field position (33.5-yard line) and opponents average starting field position (24.3-yard line). Both Lee and Akers earned All-Pro and Pro Bowl selections. For his efforts, Seely was named Special Teams Coach of the Year by Gosselin.

Seely spent the 2009-10 seasons with the Cleveland Browns, garnering Special Teams Coach of the Year honors in 2009 after leading the Browns to the top ranking in Gosselin's rankings. In 2010, his unit led the NFL in kickoff coverage and his punt coverage team ranked fifth. KR Josh Cribbs also earned Pro Bowl honors in each of Seely's seasons in Cleveland. Seely's special teams unit led the NFL in kickoff coverage, while ranking fifth in the NFL in punt coverage in 2010.

COACHING BACKGROUND

Years	College/Pro Team	Position Coached
1978	South Dakota State	Assistant Coach
1979	Colorado State	Graduate Assistant
1980	Colorado State	Offensive Line
1981	SMU	Offensive Line
1982	North Carolina State	Offensive Line
1983	Pacific	Offensive Line
1984-88	Oklahoma State	Offensive Line
1989-93	Indianapolis Colts	Special Teams/Tight Ends Coach
1994	New York Jets	Special Teams Coach
1995-98	Carolina Panthers	Special Teams Coach
1999-2008	New England Patriots	Special Teams Coach
2009-10	Cleveland Browns	Assistant Head Coach/ Special Teams Coordinator
2011-14	San Francisco 49ers	Assistant Head Coach/ Special Teams Coordinator
2015	Oakland Raiders	Special Teams Coordinator



In 2009, Seely was named Special Teams Coach of the Year after leading the Browns to a league-best special teams ranking according to Gosselin's formula. It marked Seely's fifth top-five finish for his special teams units since 1990.

Prior to joining the Browns, Seely spent 10 seasons as the New England Patriots special teams coach (1999-2008), where he was part of three Super Bowl championships. Over the span of his tenure in New England, the Patriots led the NFL in kickoff return average (23.5), were fourth in field goal percentage (83.4) and ranked eighth in punt return average (9.9). In addition, his units registered 11 returns for touchdowns, including eight on kickoffs, a figure that tied for second in the NFL over that 10-year stretch.

In 2007, Seely helped the club record the first 16-0 regular season in NFL history. K Stephen Gostkowski set an NFL record for PATs in a season with 74. Gostkowski also finished third in the league in total points. Seely's punting unit ranked fourth in the league in 2005, averaging 44.6 yards per punt. In 2003, New England's special teams units led the AFC in numerous categories, as the punt coverage unit allowed just 6.3 yards per punt return, and New England ranked fourth in the NFL with a 23.8 kickoff return average. Seely also helped produced a total of three special teams Pro Bowlers (K Adam Vinatieri, LB Larry Izzo and Gostkowski). He also tutored the AFC's leading kick returner on two occasions (RB Kevin Faulk in 2002 and WR Bethel Johnson in 2003) and leading punt returner (WR Troy Brown in 2002).

Serving on the coaching staff of the Carolina Panthers from 1995-98, Seely helped coach an expansion team to an NFC Championship Game appearance in just its second season. In 1996 and 1997, Panthers WR Michael Bates became the first player in 35 years to lead the league in kick return average in consecutive seasons, earning two consecutive trips to the Pro Bowl for his efforts. In 1996, Seely earned Special Teams Coach of the Year honors. He also had the league's best kicker, as K John Kasay set a then-NFL single-season record with 37 field goals. In addition to the success of Bates and Kasay, Carolina also boasted one of the league's top coverage units as the Panthers led the NFL in opponents average punt return (5.4) and ranked fifth in opponents average kickoff return (20.1) in 1996.

Seely began his NFL career in 1989 with the Indianapolis Colts, serving as their special teams/tight ends coach for five years (1989-93). During his time with Colts, he assisted in the development of two Pro Bowl special teamers, P Ron Stark and WR Clarence Verdin. In 1992, the Colts had the NFL's top special teams unit based on Gosselin's special teams rankings. Seely then coached the New York Jets' special teams for one year (1994), and in that season, New York ranked fifth in the league in opponents kickoff return average (19.6) and sixth in opponents punt return average (6.8).

Seely's collegiate coaching career began as an assistant coach at South Dakota State in 1978. He then moved on to become a graduate assistant at Colorado State in 1979, before being named the Rams offensive line coach in 1980. Seely then served as the offensive line coach at Southern Methodist (1981), North Carolina State (1982), Pacific (1983) and Oklahoma State (1984-88).

PERSONAL: Raised in Baltic, S.D. ...Played eight-man football at Baltic (S.D.) High School...Earned all-conference honors as a guard at South Dakota State (1974-77)...Signed as a rookie free agent with the Dallas Cowboys following his senior season...Majored in economics and physical education...He and his wife, Patti, have three daughters, Sarah, Hannah and Brynn.



Tracy SMITH

ASSISTANT SPECIAL TEAMS

7th season in NFL | 1st season with Raiders

Tracy Smith enters his first season with the Raiders, serving as the team's assistant special teams coach. He is entering his seventh NFL season in 2015.

Smith joins Oakland after spending the previous three seasons with the San Francisco 49ers, assisting current Raiders and former 49ers special teams coordinator Brady Seely on one of the top units in the NFL.

During that time span, the 49ers ranked in the top 10 in field goals made (ninth, 86) and opponents punt return average (ninth, 8.3). San Francisco also ranked in the top five in net punting average (fourth, 41.3) and gross punting average (third, 47.5).

Last season, the 49ers special teams unit was led by K Phil Dawson and P Andy Lee. Dawson connected on 25-of-31 field goal attempts, including the second most made field goals in the league of 50-or-more yards (six). He also became one of 19 players in NFL history to surpass 1,500 points scored for his career. Lee finished the season with the sixth highest punting average (46.8) in the NFL.

In 2013, San Francisco's special teams unit ranked second in the NFL according to The Dallas Morning News' Rick Gosselin's annual special teams rankings. Dawson set a franchise record with 27 consecutive field goals made. Dawson also set single-season career highs with 140 points, 44 made PATs and 32 made field goals. Lee ranked third in the NFL with a 48.2 gross punting average and fourth in net punting average (41.7).

The 49ers fielded one of the strongest special teams units in the NFL in 2012. Lee led the NFL with 43.2 net punting average, while also ranking fifth in the league with a 48.0 gross punting average, on his way to All-Pro honors. San Francisco also led the NFL in starting field position (31.8-yard line) and ranked second in the NFL in opponents starting field position (24.9-yard line).

Smith spent the 2011 season with the Seattle Seahawks as a coaching assistant. Prior to joining the Seahawks, Smith served as a special teams assistant with the Cleveland Browns, working under Seely.

Before making the jump to the NFL, Smith served as the tight ends coach at Utah State from 2006-08. Smith spent 2005 as the offensive graduate assistant at LSU. In his position, he worked with the Tiger quarterbacks.


Prior to coaching at LSU, Smith was a restricted earnings coach working with tight ends and serving as the team's video coordinator at Stephen F. Austin.

PERSONAL: Native of Beaumont, Texas...Received a bachelor's degree in business from LSU, while working on the athletic department's video staff...Father, Carl, is the quarterbacks coach for the Seattle Seahawks...Has a son, Troy.

COACHING BACKGROUND

Years	College/Pro Team	Position Coached
2004	Stephen F. Austin St.	Tight Ends/Video Coordinator
2005	LSU	Offensive Graduate Assistant
2006-08	Utah State	Tight Ends
2009-10	Cleveland Browns	Special Teams Assistant
2011	Seattle Seahawks	Coaching Assistant
2012-14	San Francisco 49ers	Special Teams Assistant
2015	Oakland Raiders	Assistant Special Teams





Travis SMITH

QUALITY CONTROL - DEFENSE

4th season in NFL | 4th season with Raiders

Travis Smith enters his fourth year with the Raiders and first as quality control - defense. He previously served as a defensive assistant from 2012-14.

Smith has worked extensively with the linebacker corps since joining the Silver and Black. Last year, Smith helped tutor rookie

LB Khalil Mack. Oakland's first-round (fifth overall) selection in the 2014 NFL Draft, Mack finished third in the voting for the Associated Press Defensive Rookie of the Year. He was also named to the Pro Football Writers of America's All-Rookie Team. For the season, Mack finished with 75 tackles (59 solo) and four sacks, as he became the third Raider linebacker to start all 16 games his rookie season. Mack was also the only rookie named to the 2014 USA Football All-Fundamentals Team, which honors 26 NFL players who exhibit exemplary football techniques for young players to emulate. In addition, LB Sio Moore notched a career-high 112 tackles.

In 2013, Smith helped a revamped unit that included three new starters in veteran LBs Nick Roach and Kevin Burnett and rookie Moore. Roach played every snap at middle linebacker and posted career highs in tackles (152) and sacks (5.5), while Moore was named to the PFWA All-Rookie Team after recording 4.5 sacks in his first season.

Smith joined the Raiders after spending the previous two years in the collegiate ranks. Smith was an offensive technical intern at Colorado in 2011. He coached at Santa Monica (Calif.) Junior College in 2010, assisting the tight ends and the defensive linemen. He also served as an undergraduate assistant coach at Cal Poly.

PERSONAL: Native of Walnut Creek, Calif. ...Attended Cal Poly, earning a bachelor's degree in kinesiology...Had a limited playing career at Cal Poly due to three shoulder surgeries...Attended Foothill High School in Pleasanton, Calif., earning two letters as a linebacker and fullback...His father, Richard, is the defensive coordinator of the Atlanta Falcons.

COACHING BACKGROUND

Years	College/Pro Team	Position Coached
2010	Santa Monica JC	Assistant Tight Ends/ Defensive Line
2011	Colorado	Offensive Technical Intern
2012-14	Oakland Raiders	Defensive Assistant
2015	Oakland Raiders	Quality Control - Defense





Sal SUNSERI

LINEBACKERS

8th season in NFL | 1st season with Raiders

Sal Sunseri enters his first season with the Silver and Black as linebackers coach, bringing 31 years of coaching experience. He begins his eighth season in the NFL after spending the past two years coaching the defensive line and serving as the head coach of defense at Florida State.

Sunseri helped Florida State complete a 13-1 Rose Bowl campaign in 2014 and an undefeated (14-0) BCS National Championship season in 2013. Following the 2013 season, Sunseri was promoted to head coach of defense while continuing to serve as defensive ends coach. The 2014 Seminole defense was key to Florida State's school- and ACC-record 29-game winning streak, which tied for the 12th longest streak in NCAA history. Seven FSU defenders were named to the All-ACC team in 2014, including first-team junior DE Mario Edwards Jr. Edwards Jr. led the team with 11 tackles for loss and also had three sacks, five passes defended and two forced fumbles.

Overall, Florida State went 28-1 with Sunseri as an assistant coach, as he joined the team prior to the 2013 Orange Bowl. The 2013 National Championship marked Sunseri's third BCS title in five years, following his 2009 and 2011 championship runs at Alabama. The defensive ends, coached by Sunseri, had monumental success in 2013. Christian Jones and Edwards Jr. helped the Noles finish first in the country in passing yards allowed, allowing just 156.6 yards per game. The Seminole defense also ranked No. 1 in scoring defense (12.1 points per game) and No. 3 in total defense (281.4 yards per game). Jones collected All-ACC Second-Team accolades and finished with 56 tackles, eight tackles for loss and a team-best six quarterback pressures, while Edwards Jr. was named to the All-ACC Third Team and finished with 28 tackles, including 9.5 tackles for loss and 3.5 sacks. His finest performance came in the BCS National Championship Game against Auburn, where he totaled a career-best three tackles for loss and had one sack. Jones signed with the Chicago Bears as an undrafted free agent following the 2013 NFL Draft and went on to appear in all 16 games for the Bears with five starts.

Sunseri served as Tennessee's defensive coordinator in 2012. With the Vols, Sunseri coached two of the nation's top defensive

players in LB A.J. Johnson and CB Byron Moore. Johnson was fourth in the nation and led the SEC with an average of 11.5 tackles per game. Moore was tied for 11th in the nation in interceptions, leading the SEC in that category.

Prior to Tennessee, Sunseri spent three years as the assistant head coach and linebackers coach at the University of Alabama under Nick Saban, including the 2009 and 2011 National Championship teams. The 2011 Crimson Tide outside linebackers flourished under Sunseri and contributed to the overall success of the defense. Lombardi and Butkus Award finalist OLB Courtney Upshaw led the way with 17 tackles for loss and 8.5 sacks, which ranked second and fourth, respectively, in the SEC. Sunseri was also recognized individually for his contributions when he was named a finalist for the Broyles Award, presented to the nation's top assistant coach.

In 2010, Sunseri continued to build on his solid foundation from the National Championship season. The defensive unit ranked third in the country in scoring defense and fifth in total defense. Sophomore LB Dont'a Hightower garnered second-team All-SEC honors with 69 tackles and nine quarterback hurries. Upshaw led the Tide with 14.5 tackles for loss and seven sacks, and was named the MVP of the Capital One Bowl.

COACHING BACKGROUND

Years	College/Pro Team	Position Coached
1985-91	Pittsburgh	Defensive Line/Linebackers
1992	Pittsburgh	Assistant Head Coach
1993	Iowa Wesleyan	Assistant Head Coach/ Defensive Coordinator
1994	Illinois State	Defensive Coordinator
1995-97	Louisville	Linebackers
1998-99	Alabama A&M	Defensive Coordinator/Linebackers
2000	LSU	Special Teams Coordinator/ Linebackers
2001	Michigan State	Special Teams Coordinator/ Linebackers
2002	Carolina Panthers	Defensive Assistant
2003-08	Carolina Panthers	Defensive Line
2009-11	Alabama	Assistant Head Coach/ Linebackers
2012	Tennessee	Defensive Coordinator
2013	Florida State	Defensive Ends
2014	Florida State	Head Coach of Defense
2015	Oakland Raiders	Linebackers



In Sunseri's first season at Alabama in 2009, he helped guide the Tide to the National Championship behind a dominant defense that ranked second nationally in four major categories: rushing defense, pass efficiency defense, total defense and scoring defense. The Alabama defense generated 32 sacks and 98 tackles for loss, despite losing Hightower to an early-season injury. Alabama was also well-represented on the Associated Press All-American team with three defenders earning first-team honors, including Butkus winner LB Rolando McClain.

Sunseri spent seven years (2002-08) with the Carolina Panthers under then-head coach John Fox, a tenure that included the franchise's lone NFC Championship and Super Bowl appearance. He joined the Panthers as a defensive assistant in 2002, then took over as defensive line coach in 2003. His defensive line with the Panthers was regarded as one of the best in the NFL. DEs Julius Peppers and Mike Rucker and DT Kris Jenkins earned Pro Bowl honors during his tenure. Sunseri produced at least one Pro Bowl defensive lineman five times as the line coach. The Panthers were among the top 10 in the NFL in fewest yards allowed in four of his seven seasons.

Prior to his time at Carolina, Sunseri worked as the linebackers coach and special teams coordinator at Michigan State in 2001 after spending 2000 on Saban's LSU staff in the same capacity. He was the defensive coordinator and linebackers coach at Alabama A&M in 1998 and 1999 after three seasons as the linebackers coach at Louisville. Sunseri's climb of the coaching ladder included one-year stops at Illinois State (1994) and Iowa Wesleyan (1993). He broke into coaching at his alma mater, Pittsburgh, in 1985 and directed the defensive line and linebackers before being named assistant head coach in 1992.

PERSONAL: Native of Pittsburgh, Pa. ...Began his playing career at the University of Pittsburgh in 1978 as a walk-on...Finished his career as team captain and consensus All-American as a senior in 1981...A three-year starter at linebacker, he helped the Panthers to a combined record of 33-3...Anchored a defensive unit that led the NCAA in total defense in 1980 and 1981...Was the defensive MVP in the 1982 Senior Bowl...Selected in the 10th round (276th overall) by the Pittsburgh Steelers of the 1982 NFL Draft...Pro career was cut short by a knee injury in training camp...Received a bachelor's degree in communications from Pittsburgh in 1982...He and his wife, Roxann, have two daughters, Jaclyn and Ashlyn, and two sons, Santino and Vinnie...Ashlyn is a volleyball player at UAB...Santino played quarterback at Pittsburgh and spent the 2013 and 2014 seasons as a quarterback in the CFL for the Saskatchewan Roughriders, the 2013 Grey Cup Champions...Vinnie played defensive back at Alabama before being drafted by the New Orleans Saints in 2014 and playing in nine games as a rookie.



Mike TICE

OFFENSIVE LINE

33rd season in NFL (14 as a player) | 1st season with Raiders

Mike Tice joins the Silver and Black as offensive line coach, bringing 18 years of NFL coaching experience, including eight seasons as an offensive line coach and four as a head coach.

During the 2014 campaign, Tice held the same position with the Atlanta Falcons. Despite

losing five offensive linemen to season-ending injuries and working with five different line combinations that included three starting centers, one of which was an undrafted rookie, and three right tackles, the unit gave up just 31 sacks on the season, helping QB Matt Ryan finish second in the league with 415 completions. Tice's line blocked for an offense that ranked eighth in the NFL in total offense (378.2 yards per game) and fifth in passing yards per game (284.6).

Prior to joining the Falcons coaching staff, Tice served as the Bears' offensive line coach for two seasons before being promoted to offensive coordinator in 2012. In 2011, Chicago's offensive line helped the Bears produce 2,015 rushing yards, which was only the second time the club eclipsed 2,000 rushing yards in the last 22 seasons. Additionally, the Bears 4.4 yards per carry was the franchise's highest single-season mark since 1990.

Tice spent the previous four seasons in Jacksonville as assistant head coach, also serving as the tight ends coach for his last three years with the club under current Raiders Head Coach Jack Del Rio. In his first two seasons with the Jaguars, the club's rushing attack had two of the most productive seasons in team history, gaining 2,541 yards in 2006 and 2,391 yards in 2007, first and third, respectively, in team annals. In 2007, the Jaguars set franchise records in points (411), yards per play (5.6) and touchdowns (50) en route to a playoff berth and a victory over the Steelers in the AFC Divisional Playoff round.

Before landing in Jacksonville, Tice spent 14 seasons with the Minnesota Vikings as a player and coach, serving his final four-plus years there as head coach after taking over as interim head coach for the final game of the 2001 campaign. He became the first Vikings player to go on to serve as head coach.

In his four-plus seasons as head coach, Tice compiled a 32-33 (.492) record with a 1-1 mark in the playoffs. Also in his tenure as head coach, the Vikings offense set the NFL record for most consecutive games with 300-plus yards of offense, a feat accomplished over 36 games between September 29, 2002 and October 31, 2004. Tice led the Vikings to the playoffs in 2004 and their first road playoff victory in franchise history with a win at Green Bay, joining Jerry Burns as the only coaches in club history to win their playoff debuts. The Vikings set a team record in 2004 for net yards (6,339) and passing yards (4,754). QB Daunte Culpepper set numerous club passing records and produced one of the finest seasons in NFL history by a quarterback.

The Vikings finished with a winning record in 2003 for the first time since 2000. The Vikings led the NFL in offense for the first time in their history and sent four players to the Pro Bowl. In Tice's first season as head coach in 2002, the Vikings led the NFL in offense for the first time in team history with 2,507 yards.

Before being promoted to interim head coach, Tice served as the Vikings offensive line coach from 1997-2001. As an offensive line coach, he instructed five different players — C Matt Birk, C Jeff Christy, G Randall McDaniel, G/T Todd Steussie and T Korey Stringer — to a combined 10 Pro Bowl appearances. From 1999-2000, Tice's offensive line helped the Vikings offense record the second most consecutive games with 300-or-more yards, doing so in 30 straight games. In 1998, when the Vikings scored a then-NFL-record 556 points, three Minnesota offensive linemen were named Pro Bowl starters. Tice began his NFL coaching career with the Vikings in 1996 as a tight ends coach.

PERSONAL: Native of Bayshore, N.Y....Played 14 NFL seasons with the Seattle Seahawks (1981-88, 1990-91), Washington Redskins (1989) and Vikings (1992-93, '95) as a tight end... Played in 177 games (111 starts) with 107 receptions for 894 yards and 11 TDs...Played collegiately at the University of Maryland (1977-80) as a quarterback, starting two seasons (1979-80)...Attended Central Islip (N.Y.) High School on Long Island, lettering in football, basketball and lacrosse...Played football under current University of Central Florida head coach George O'Leary...Tice and his wife, Diane, have two children, Adrienne (27) and Nathan (25).

COACHING BACKGROUND

Years	College/Pro Team	Position Coached
1996	Minnesota Vikings	Tight Ends
1997-2001	Minnesota Vikings	Offensive Line/Assistant Head Coach
2001	Minnesota Vikings	Interim Head Coach
2002-05	Minnesota Vikings	Head Coach
2006	Jacksonville Jaguars	Assistant Head Coach/Offense
2007-09	Jacksonville Jaguars	Assistant Head Coach/Tight Ends
2010-11	Chicago Bears	Offensive Line
2012	Chicago Bears	Offensive Coordinator
2014	Atlanta Falcons	Offensive Line
2015	Oakland Raiders	Offensive Line





Brent VIESELMAYER

ASSISTANT LINEBACKERS

1st season in NFL | 1st season with Raiders

Brent Vieselmeier enters his first season with the Silver and Black. He brings 15 years of coaching experience at the college and high school levels into his first NFL season, serving as assistant linebackers coach.

Vieselmeier spent the last two seasons as co-defensive coordinator/linebackers at Hous-

ton Baptist University. Prior to joining the Huskies, he served as head coach at Valor Christian High School in Highlands Ranch, Colo., beginning in March 2007, where he launched the football program. At Valor Christian, he compiled a 55-12 record, leading the Eagles to four-straight state championships in 2009 (3A), 2010 (4A), 2011 (4A) and 2012 (5A). He was named the Denver Post Colorado Coach of the Year in 2009, 2010 and 2011 and was All Sport Jefferson County Coach of the Year in 2010.

Vieselmeier began his coaching career at Orange (Calif.) Lutheran High School, where he spent eight years as defensive coordinator. He led the Lancers to a 2006 California state title. They also won the 2004 CIF Southern Section Championship and were finalists in 2000, 2001 and 2003. During his career, Vieselmeier has seen 31 of his student-athletes earn college football scholarships.

PERSONAL: Native of Wauwatosa, Wis. ...Played linebacker at Redlands (Calif.) and Concordia University in Mequon, Wis. ...Earned a Bachelor of Arts in education from Concordia in 1999, and a Master of Arts in educational administration from the University of Phoenix in 2005... He and his wife, Marnie, have two daughters, Payton and Quinn.

COACHING BACKGROUND

Years	College/Pro Team	Position Coached
2013-14	Houston Baptist	Co-Defensive Coordinator/ Linebackers
2015	Oakland Raiders	Assistant Linebackers





Rod WOODSON

ASSISTANT DEFENSIVE BACKS

19th season in NFL (17 as a player) | 4th season with Raiders

Rod Woodson returns for his second coaching stint with the Raiders, having coached cornerbacks in 2011.

In 2011, Woodson helped tutor a cornerbacks unit for Oakland, as the team finished 8-8. CB Stanford Routt finished second on the team

with four interceptions and led the team with 15 passes defended.

Woodson participated in the Bill Walsh Minority Coaching Fellowship Program with the Denver Broncos during the 2014 offseason. In 2013, Woodson interned in training camp with the Pittsburgh Steelers.

Prior to entering the coaching ranks, Woodson worked as an analyst for the NFL Network and for the Big Ten Network from 2003-2011. He also worked for Westwood One as a college football analyst from 2012-2013.

COACHING BACKGROUND

Years	College/Pro Team	Position Coached
2011	Oakland Raiders	Cornerbacks
2015	Oakland Raiders	Assistant Defensive Backs



PERSONAL: Native of Fort Wayne, Ind. ...Played 17 NFL seasons after being drafted 10th overall by the Pittsburgh Steelers in 1987...In 1993, had eight interceptions, 28 passes defended, two forced fumbles, two sacks, blocked a field goal attempt, recorded a team high 79 solo tackles and was named NFL Defensive Player of the Year...Played 10 years with the Steelers from 1987-96, primarily at cornerback and returning kicks and punts...Spent 1997 with the San Francisco 49ers before switching to safety and joining the Baltimore Ravens from 1999-2001...Played in 26 games, all starts, with the Raiders from 2002-03, totaling 10 interceptions...In his 17 NFL seasons, he recorded 71 interceptions, good for third all-time; a then-NFL-record 1,483 interception return yards; 2,362 punt return yards and 17 touchdowns...Holds NFL record with 12 interception-return touchdowns...Named to the 1990s All-Decade Team...Voted to 11 Pro Bowls, a record for defensive backs...Was inducted to the Pro Football Hall of Fame in 2009...Was an All-American defensive back at Purdue (1985-87), where he played running back, wide receiver, cornerback and safety...He and his wife, Nickie, have five children.



Joey CLINKSCALES

DIRECTOR - PLAYER PERSONNEL

30th season in NFL (2 as a player) | 4th season with Raiders | Hometown: Knoxville, Tenn.

Joey Clinkscales enters his fourth season with the Raiders, having been named director of player personnel by General Manager Reggie McKenzie in 2012. Clinkscales oversees the entirety of the Silver and Black's personnel operation, including all of the team's scouting efforts and evaluation of free-agent talent.

Clinkscales came to Oakland after serving 17 seasons with the New York Jets, most recently as vice president—college scouting. With the Jets, Clinkscales oversaw the team's college scouting operation and worked with the football staff annually to prepare for the NFL Draft. Clinkscales was promoted to national scout by the Jets in 2002 after initially serving as a southeast region scout. He joined the Jets from National Football Scouting, where he worked as a scout. He also worked as a part-time scout for the Pittsburgh Steelers from 1989-93.

A ninth-round draft pick by Pittsburgh in 1987, Clinkscales played in 14 games over two seasons with the Steelers and the Tampa Bay Buccaneers (1987-88). A native of Asheville, N.C., Clinkscales was teammates with McKenzie at the University of Tennessee, where he served as a team captain, and Austin-East High School in Knoxville, Tenn.



Tom DELANEY

DIRECTOR - FOOTBALL ADMINISTRATION

16th season in NFL | 16th season with Raiders | Hometown: Pleasanton, Calif.

Tom Delaney enters his 16th year with the Raiders and his fourth as director of football administration, having been named to his current post by General Manager Reggie McKenzie in 2012.

Delaney is responsible for negotiating player contracts and managing the salary cap. He also maintains the team's compliance with NFL and Management Council regulations, roster management, and daily supervision of football administration departments including athletic training, equipment, video, travel, and practice fields.

He is a member of the NFL Management Council's Club Services Committee, which has developed new technology and systems for player contract reporting, salary cap management and information management.

A native of Pleasanton, Calif., Delaney holds a math degree from UC Davis and worked in asset management as a financial analyst prior to joining the Raiders. His wife's name is Evelyn.



Shaun HEROCK

DIRECTOR - COLLEGE SCOUTING


22nd season in NFL | 4th season with Raiders | Hometown: Atlanta, Ga.

Shaun Herock was named the Raiders' director of college scouting by General Manager Reggie McKenzie in 2012, and begins his fourth season with the Silver and Black. Herock directs the Silver and Black's college scouting process, managing the team's draft preparations and the evaluation and ranking of college prospects.


Herock came to Oakland after serving 19 years with the Green Bay Packers, including 11 years as the assistant director of college scouting. Now in his 22nd year in scouting, he joined the Packers as a full-time scout in 1994. He began his career with the Atlanta Falcons from 1989-92 before joining the Packers initially as a summer intern in the scouting department.

A former Raiders ball boy, Herock was a four-year letterman at Richmond, playing center and tackle during his collegiate career. He graduated from Richmond with a degree in sociology. Herock's father, Ken, played four seasons for the Raiders and enjoyed a long NFL career in personnel, including a significant role in helping to build the Raiders' Super Bowl XI championship team.

FOOTBALL SUPPORT STAFF



THOMAS ARGUELLO
Equipment Assistant



TEDDY ATLAS
Scouting Coordinator



CALVIN BRANCH
College Scout




WILLIE BROWN
Football Administration/
Personnel



PETE CARACCILO
Team Travel
and Logistics Coordinator




BEN CHESTER
Pro Scout



DAVID CHRISTOFF
Player Personnel Analyst



DR. STEPHEN CORDAY
Medical Consultant



CHRIS CORTEZ
Athletic Trainer




ZACK CROCKETT
College Scout



ERIN EXUM
Media Relations Coordinator



FRED FORMOSA
Director - Team Security



DEREK HAITHCOCK
Coaching Assistant



VON HUTCHINS
Pro Scout



ADAM JOHNSON
Equipment Assistant



BILLY JONES
Media Relations Coordinator

FOOTBALL SUPPORT STAFF



TOM JONES
Football Operations
Coordinator



BRAD KAPLAN
College Scout



DR. WARREN KING
Team Orthopedist



WILL KISS
Senior Director - Media
Relations




MIKE KRUPOFF
Player Personnel Assistant



GEORGE LI
Football Operations
Statistical Analyst



HOWIE LONG
Player Personnel Assistant



**ZACHARY
LONGENECKER**
Field Manager



H. ROD MARTIN
Head Athletic Trainer




MICKEY MARVIN
College Scout



**DAVID
McCLOUGHAN**
College Scout



RALEIGH MCKENZIE
College Scout



DANNY MOLINA
Equipment Assistant



DAVE NASH
Director - Video Operations



DR. FRED NICOLA
Medical Consultant



JIM OTTEN
Video Operations

FOOTBALL SUPPORT STAFF




JOHN OTTEN

Scouting IT/Video
Coordinator




KALIE PAGEL

Administrative Assistant
General Manager/Player
Personnel



EMILIO RABELO

Athletic Trainer/Physical
Therapist




GREG REUVENI

Video Assistant



BOB ROMANSKI

Equipment Manager



TREY SCOTT

College Scout



DR. NAVDEEP SINGH

Team Medical Physician



**DR. WARREN
STRUDWICK**

Orthopedic Consultant



SCOTT TOUCHET

Athletic Trainer



DANE VANDERNAT

Director - Pro Personnel



LAMONTE WINSTON

Director - Player Engagement



Marc BADAIN

PRESIDENT

25th season in NFL | 25th season with Raiders | Hometown: Rochester, N.Y.

Marc Badain enters his 25th year with the Raiders and his first as team president. Badain, who was named to his current post by Owner Mark Davis on Jan. 16, 2015, oversees the entirety of the club's business operations.

Badain started with the Raiders as a training camp intern in 1991 before joining the football staff full time as an administrative assistant to the coaching staff the following year. He joined the organization's finance department in 1995, and was named chief financial officer in 2004. Badain served as team president in an interim capacity from 2013-14.

A native of Rochester, N.Y., Badain earned his bachelor's degree in economics from Emory University and received his MBA from University of California's Walter A. Haas School of Business in 2001. Badain and his wife, Amy, have three children, Ali, Bernie and Zach.



Dan VENTRELLE

EXECUTIVE VICE PRESIDENT AND GENERAL COUNSEL

12th season in NFL | 12th season with Raiders | Hometown: West Chicago, Ill.

Dan Ventrelle is in his 12th season with the Raiders. Ventrelle's responsibilities include negotiating player contracts, negotiating coaching contracts, and the negotiation and drafting of the team's business and football agreements. As the club's General Counsel, he advises on all legal matters, manages outside counsel, and oversees compliance with all National Football League rules and programs. He also advises and negotiates on behalf of the team regarding major business decisions, including league and stadium matters. In addition, he oversees and manages the staff of the organization's Human Resources and Legal Departments.

Ventrelle holds degrees from the University of Notre Dame and the University of Michigan Law School. Prior to joining the Raiders full time, he served as outside counsel to the team at Howard Rice Nemerovski Canady Falk & Rabkin in San Francisco.

Ventrelle is originally from West Chicago, Illinois. He and his wife, Chrissa, have three children: Drew (18), Brooke (11), and Ryan (7). Ventrelle is active in his local community, serving on the boards of the Raiders Foundation, Lafayette Little League, and MOL Youth Football.



Tom BLANDA

SENIOR VICE PRESIDENT - STADIUM DEVELOPMENT AND OPERATIONS

25th season in NFL | 25th season with Raiders | Hometown: Placentia, Calif.

Tom Blanda is in his 25th year with the Raiders and his first as Senior Vice President – Stadium Development and Operations.

Blanda spearheads all stadium operations for the Raiders and is liaison for the club in all stadium-related matters.

Prior to his most recent post, Blanda served in the Raiders' finance department and oversaw information technology for the organization. He began in the Raiders' finance department in 1991.

A veteran of the United States Marine Corps, Blanda earned a business degree from Cal State – Hayward. The Blanda family includes children Alec and Morgan.



Rosie BONE

SENIOR VICE PRESIDENT – COMMUNITY RELATIONS AND PUBLIC AFFAIRS

14th season in NFL | 14th season with Raiders | Hometown: Ukiah, Calif.

Rosie Bone is in her 14th season with the Raiders and her first as Senior Vice President – Community Relations and Public Affairs. Bone oversees alumni relations, community relations, event operations, public affairs and the Raiders Foundation for the Silver and Black.

In her role, Bone supervises the administration and support of a variety of programs and events which primarily focus on education, health and fitness, youth football, volunteerism, and civic involvement. She works with current and former players, and other members of the organization, to manage their participation in community outreach efforts throughout the year. Bone also

serves on the Board of Directors for the Raiders Foundation.

Prior to her most recent position, Bone served as Director of Community and Youth Initiatives for the Raiders since 2005. She was also an associate producer for the team's Emmy Award-winning Silver and Black Productions after beginning her career in athletics at Saint Mary's College of California in Moraga, Calif.

Originally from Ukiah, Calif., Bone earned a bachelor's degree in Communication from Saint Mary's.



Cheryl NICHOLS

SENIOR VICE PRESIDENT – ADMINISTRATION, FACILITIES AND OWNERSHIP

40th season in NFL | 40th season with Raiders | Hometown: Castro Valley, Calif.

Cheryl Nichols is in her 40th season with the Raiders and her first as Senior Vice President – Administration, Facilities and Ownership.

Nichols oversees administration for the Silver and Black and helps direct the planning and execution of construction, facility improvements and maintenance at the team's headquarters and Raiders related projects. She also serves as a consultant for Raiders related construction projects and as the Owner's representative on the security team at O.co Coliseum. Nichols is also instrumental in event planning and special projects for the Raiders and acts as a conduit between ownership

and related entities.

Nichols was Executive Secretary and Private Assistant to Al Davis for 36 years, while also serving as the Owner's representative on all Raiders related construction and renovations, including the design and construction of 19 Raider Image stores throughout California. She was also the owner of Interiors by Renee', an interior design firm, in Danville, Calif.

An Oakland native, Nichols has two children, Kimberlie and Mark, both of whom serve on the Raiders' gameday staff.



Mark SHEARER

SENIOR VICE PRESIDENT - BUSINESS DEVELOPMENT/CHIEF REVENUE OFFICER
17th season in NFL | 17th season with Raiders | Hometown: Sonoma, Calif.

Mark Shearer enters his 17th season with the Raiders and first in his present capacity. Shearer oversees the club's revenue generating departments including corporate partnerships, premium/ticket sales and service, business development and analytics, merchandise and Raiderettes.

Shearer started with the Raiders in the merchandise department in August of 1999. He helped open more than 20 brick and mortar Raider Image locations as well as launch the team run, online store still owned and operated by the club today. In 2009, he was promoted to oversee premium/ticket sales and service and in 2013 started the business development department.

A native of Sonoma, Calif., Shearer earned his bachelor's degree in Business Management from California Polytechnic State University (Cal Poly) in 1998. Shearer and his wife, Sandra, have two children, Avery and Nolan, and reside in San Ramon, Calif.



Ed VILLANUEVA

SENIOR VICE PRESIDENT - CHIEF FINANCIAL OFFICER

13th season in NFL | 13th season with Raiders | Hometown: Vallejo, Calif.

Ed Villanueva enters his 13th year with the Raiders and his first year as Senior Vice President - Chief Financial Officer. Villanueva spent his first 12 years as the team's Controller.

Villanueva is responsible for all financial aspects of the team, including budgeting and strategic planning, financial reporting, audit, tax and risk management. He also serves as the treasurer of the Raiders Foundation. In 2005, he was the team's representative at the National Football League's management training program at Stanford University.

A resident of Pleasant Hill, Calif., Villanueva holds a bachelor's degree in Business Administration from San Francisco State University and worked as a tax manager in the hedge fund group at Ernst & Young prior to joining the Raiders. He is also a California Certified Public Accountant and is a member of the American Institute of CPAs. His wife's name is Maria and their two daughters are Sydnie and Allyson.



ALFREDO ACEVES
Information Technology



CYNTHIA ALBERTSEN
Ticket Sales and Service



AIRIKUH ANDERSON
Corporate Partnership



JOHN ANDREWS
Raider Image



FRANCISCO ASCENCIO
Ticket Sales and Service



BRAD BADGER
Corporate Partnership



KRISTI BAILEY
Administration



JESSICA BALLARD
Ticket Operations



HAJA BANGS
Human Resources/Legal



JUSTIN BARNES
Ticket Sales and Service



KRIS BAYLISS
Raider Image



MORRIS BRADSHAW
Alumni



ESTEBAN CARBAJAL
Creative



FREDDY CARCOMO
Raider Image



DOUG CATANZARITE
Corporate Partnership



KYLEE CHANDLER
Premium Sales and Service

BUSINESS STAFF



JAY CHESSE
Ticket Sales and Service



AMANDA COLLINS
Events Operations



RANYA DE CASTRO
Ticket Sales and Service



VITTORIO DEBARTOLO
Silver and Black Productions/
Digital Media



BROOKE DEGROOT
Ticket Sales and Service




GREG DITMER
Community Relations



BRANDON DOLL
Finance




MICHAEL DONATO
Ticket Sales and Service




RYAN DORSEY
Information Technology



A.J. ERAKAT
Ticket Sales and Service



ADAM FELDMAN
Ticket Operations



TARIQ FLEMING
Premium Sales and Service




KAREN FONTANA
Corporate Partnership



DENNISE GARCIA
Human Resources



GREG GARRETT
Stadium Security



JOHN GARRISON
Raider Image



ALEX GECHÉ
Premium Sales and Service




JASON GIGLIO
Corporate Partnership



TONY GONZALEZ
Silver and Black Productions/
Digital Media




RYAN GOUCHER
Raider Image



AMIN HASAN
Ticket Sales and Service



**ROBERT
HENRIQUEZ**
Premium Sales and Service



**DJ
HOLLINGSWORTH**
Raider Image



BENNY HONG
Information Technology



DANIEL HUIE
Finance



JACKIE KAUFMAN
Raider Image




RYAN KELLY
Ticket Sales and Service



JACK KEYS
Ticket Sales and Service



JERRY KNAAK
Silver and Black Productions/
Digital Media



ANWARR LACY
Ticket Sales and Service



JACK LEVEY
Business Development



JEANINE LIEBELT
Raider Image

BUSINESS STAFF



TOM LYDON
Raider Image



**JONATHAN
MARTINEZ**
Business Development



QIAVA MARTINEZ
Premium Sales and Service



ANTHONY MAYO
Foundation



KELLY MCDONALD
Ticket Sales and Service



DONNA MENDOZA
Operations



BRIAN MORAN
Raider Image



TYLER MOOREHEAD
Silver and Black Productions/
Digital Media



SCOTT MURRAY
Raider Image



JONATHAN MYDRA
Ticket Sales and Service



KEYON NASH
Premium Sales and Service



HANNAH O'LEARY
Ticket Sales and Service



MARCUS PADILLA
Silver and Black Productions/
Digital Media



ZOE PANAYIDES
Corporate Partnership



PANOS PAPPAS
Premium Sales and Service



MATT PASCO
Information Technology



EDDIE PASKAL

Silver and Black Productions/
Digital Media



CAROLYN PAUL

Administration



VERONICA PERRY

Ticket Sales and Service



DEREK PERSON

Finance



BRAD PHINNEY

Silver and Black Productions/
Digital Media



**SOPHIA
RODRIGUEZ**

Raider Image



JEFF ROMANSKI

Raider Image




JESSICA ROMERO

Silver and Black Productions/
Digital Media



**SAMANTHA
ROMERO**

Ticket Sales and Service



ADAM SANDA

Finance



CESAR SERRANO

Ticket Sales and Service



JOE SHAPERO

Business Development



ZERIC SIGMON, JR.

Premium Sales and Service



TAYLOR SILVA

Ticket Sales and Service



CHRIS SOTIROPULOS

Stadium Development
and Operations



**NATHAN
STACHOWSKI**

Ticket Sales and Service

BUSINESS STAFF



DEAN STAVERT
Stadium Security



KELLY STEIN
Events Operations



**MONIKA
SWEETWYNE**
Human Resources



KARLA TAI
Human Resources
and Operations



WAHAJ TARIQ
Business Development



MIKE TAYLOR
Public Affairs



PAUL TAYLOR
Raider Image



WILL TELFER
Community Relations



JOSEPH TESCONI
Raider Image



SHAWN TESTA
Information Technology



**JEANETTE
THOMPSON**
Raiderettes



NICK TRUJILLO
Ticket Sales and Service



JAKE TYSON
Ticket Sales and Service



PAT VALERIO
Operations



**WARREN
VERRETT III**
Ticket Sales and Service



**ANDRES
VILLALOBOS**
Ticket Sales and Service

BUSINESS STAFF



JENNIFER VU

Premium Sales and Service



CAITLIN WIENCK

Creative



ANNE WILCOXON

Finance



CRYSTAL WILLIAMS

Ticket Sales and Service



ERIN WRIGHT

Community Relations
and Public Affairs



JOHN YOW

Legal

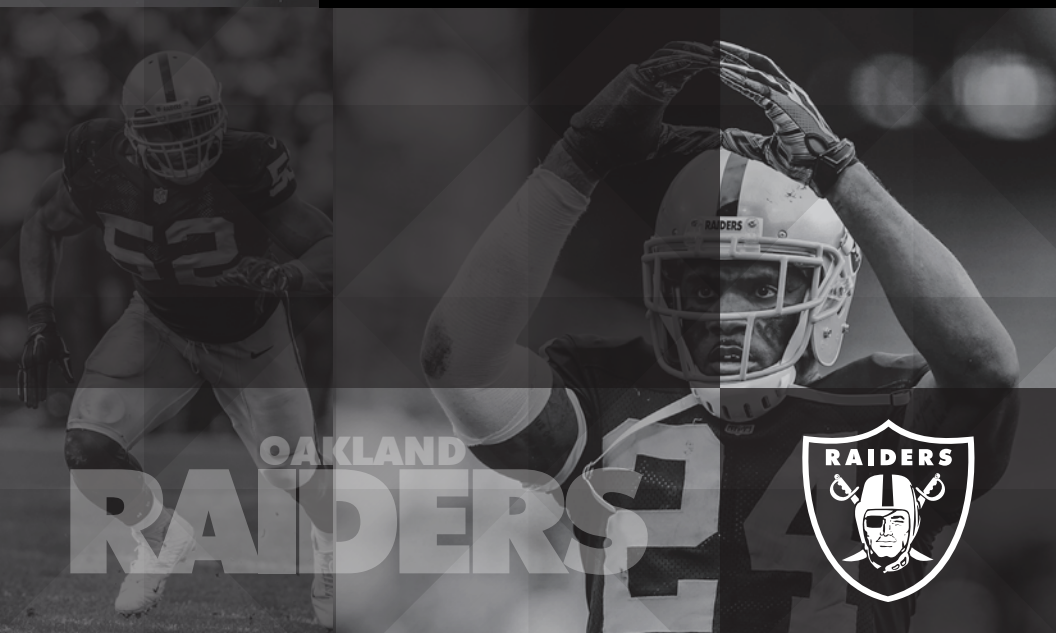


**SHAWNA
ZIMMERMAN**

Raiderettes



VETERANS AND PLAYERS WITH PRO EXPERIENCE



OAKLAND

RAIDERS





Nate ALLEN

20

SAFETY | 6-0 | 210 | SOUTH FLORIDA
ACQUIRED: UFA-'15 (Phi.) | NFL EXP.: 6 | RAIDERS EXP.: 1
HOMETOWN: CAPE CORAL, FLA.
BORN: 11/30/87

TRANSACTIONS: Selected by Philadelphia Eagles in the second round (37th overall) of the 2010 NFL Draft, April 23, 2010... Re-signed by Eagles as an unrestricted free agent, March 17, 2014... Signed by Oakland Raiders as an unrestricted free agent, March 12, 2015.

CAREER: Veteran safety enters his first season with the Raiders after signing with the team this offseason... Started 69-of-74 games in five seasons with the Philadelphia Eagles... Posted a career-high four INTs, two forced fumbles and three fumble recoveries in 2014... Tallied a career-high 94 tackles in 2013 as he started all 16 games for the first time in his career... As a rookie, earned NFL Defensive Rookie of the Month honors for September 2010 after recording 19 tackles (13 solo), two INTs and one sack in three games... Became the only rookie in Eagles franchise history to record at least three INTs and two sacks in his rookie campaign... Along with DE Brandon Graham, became the first pair of defensive rookies to start on opening day for the Eagles since 1983... Career totals include 74 games played with 69 starts, 380 tackles (257 solo), 10 INTs, 28 passes defended, four sacks, three forced fumbles and four fumble recoveries... Originally entered the NFL as a second-round (37th overall) pick in 2010.

AT A GLANCE

- Signed with Oakland as an unrestricted free agent in March 2015 after starting 69-of-74 games in five seasons with the Philadelphia Eagles.
- Posted a career-high four INTs, two forced fumbles and three fumble recoveries in 2014.
- Tallied a career-high 94 tackles in 2013 as he started all 16 games for the first time in his career.
- As a rookie, earned NFL Defensive Rookie of the Month honors for September 2010 after recording 19 tackles (13 solo), two INTs and one sack in three games.
- Became the only rookie in Eagles history to record at least three INTs and two sacks in his rookie campaign.

2014 (with Phi.): Started all 15 games in which he appeared, finishing fourth on the team with 70 tackles... Led the team with four INTs and tied for the team lead with three fumble recoveries... Totaled 70 tackles (46 solo), four INTs, five passes defended, one sack, two forced fumbles and three fumble recoveries... **(9/7) vs. Jac.:** Posted four tackles (two) and recorded a sack-fumble of QB Chad Henne... **(9/21) vs. Was.:** Notched a then-season high with eight tackles (six) and one pass defended in the victory... **(10/26) at Ari.:** Posted five tackles (three) and his second forced fumble of the season when he stripped RB Andre Ellington and then recovered the fumble... **(11/10) vs. Car.:** Recorded four tackles (three), one pass defended and his first INT of the season, picking off QB Cam Newton... **(11/23) vs. Ten.:** Posted four tackles and his second fumble recovery of the season... **(11/27) at Dal.:** Notched the first multi-turnover game of his career, recording an INT and fumble recovery... **(12/7) vs. Sea.:** Posted a season-high nine tackles (six)... **(12/20) at Was.:** Picked off QB Robert Griffin III in the fourth quarter, setting up a game-tying FG... **(12/28) at NYG:** Sealed the Eagles' victory by intercepting QB Eli Manning and returning it 40 yards in the fourth quarter.



2013 (with Phi.): Started all 16 games on the season and set a career high with 94 tackles (56 solo)... His 94 tackles were third on the team... Added one INT, one pass defended and one sack... **(9/15) vs. SD:** Tied a season high with nine tackles (six)... **(9/19) vs. KC:** Tallied seven tackles (five), one pass defended and his only sack of the season... **(10/13) at TB:** Tied a season high with nine tackles (six)... **(10/27) vs. NYG:** Notched eight tackles (four) and one pass defended... **(11/10) at GB:** Posted four tackles and one pass defended in the victory... **(12/1) vs. Ari.:** Tallied eight tackles and one INT of QB Carson Palmer, which he returned for a career-high 43 yards... **Postseason: (1/4/14) vs. NO:** Recorded six tackles and one pass defended in the Eagles' Wild Card game.

2012 (with Phi.): Played in 15 games and made 13 starts... Totaled 81 tackles (60 solo) and six passes defended... **(9/16) vs. Bal:** Recorded a game-high 11 tackles (10) and one pass defended in the victory... **(9/30) vs. NYG:** Tallied four tackles (three) and a season-high two passes defended in the victory... **(10/28) vs. Atl.:** Notched nine tackles (eight)... **(12/2) at Dal.:** Posted seven tackles (five)... **(12/13) vs. Cin.:** Totaled nine tackles (three) for the second time on the season... Added one pass defended.

2011 (with Phi.): Saw action in 15 games, taking over the starting safety role in Week 3 and starting 12 games... Totaled 76 tackles (52 solo), two INTs and six passes defended... **(10/2) vs. SF:** Earned his first start of the season and posted six tackles (three)... **(10/9) at Buf.:** Tallied a career-high 13 tackles (nine)... **(10/16) at Was.:** Recorded his first INT of the season, picking off QB Rex Grossman, and four tackles (two)... **(12/11) at Mia.:** Notched five tackles (four) and two passes defended... **(12/24) at Dal.:** Tallied seven tackles (three) and two passes defended... **(1/1/12) vs. Was.:** Posted six tackles and one INT, intercepting Grossman for the second time of the season and returning it 31 yards.

2010 (with Phi.): Earned a spot in the starting lineup out of training camp and started all 13 games in which he played...Totaled 59 tackles (43 solo), three INTs, seven passes defended, two sacks and one forced fumble...Earned NFL Defensive Rookie of the Month honors for September after recording 19 tackles (13), two INTs and one sack in three games...Became the only rookie in franchise history to record at least three INTs and two sacks in his rookie campaign...Along with DE Brandon Graham, became the first pair of defensive rookies to start on opening day for the Eagles since 1983...Placed on the reserve/injured list with a knee injury on Dec. 21...**(9/12) vs. GB:** Made his NFL debut and started at safety, recording seven tackles (five solo) and his first career INT of QB Aaron Rodgers...Became the first Eagle rookie since 1988 to record an INT on opening day...**(9/19) at Det.:** Notched five tackles (four) and his second INT of the season, picking off QB Shaun Hill...Became the first Eagle with an INT in each of his first two games since 1979...**(9/26) at Jac.:** Tallied seven tackles (four) and his first career sack, bringing down QB David Garrard...**(10/3) vs. Was.:** Became the first Eagles rookie since 1996 to record three INTs in a season when he intercepted QB Donovan McNabb...Added four tackles (three)...**(12/2) vs. Hou.:** Posted seven tackles and his first career sack-fumble as he took down QB Matt Schaub and secured the victory.

COLLEGE: Played in 48 games, starting his final 39 contests at free safety at South Florida...Totaled 224 tackles (144 solo), nine INTs, one sack, five tackles for loss, three forced fumbles and four fumble recoveries...Earned second-team All-Big East Conference honors as a senior...His nine INTs ranked fourth on the school's all-time INT list...Recorded three TDs in his career: a 47-yard fumble return, a 75-yard blocked FG return and a 44-yard INT return...As a senior, named team captain and started all 13 games...Earned second-team All-Big East Conference honors after finishing second on the team with 85 tackles (40) and posting four INTs...Started 13 games as a junior, tallying 53 tackles (39), one INT and one sack...Started 13 games as a sophomore, ranking second on the team 84 tackles (65) and four INTs...His four INTs were the sixth best total in the Big East...Played in nine games as a true freshman, seeing action primarily on special teams...Major in communications.

PERSONAL: Attended Cape Coral (Fla.) High School...Played football and basketball...Played on both sides of the ball, serving as the team's starting safety and starting quarterback...Two-time Class 5A All-State honorable mention and earned all-area honors three times...Threw for more than 5,000 career yards as a quarterback, breaking all of the school's passing records...Scored over 1,000 points in his basketball career...Averaged 16.3 points, 6.6 rebounds and 2.9 steals per game as a senior...Annually hosts Allen's F.L.Y. High Youth Football Camp in Cape Coral, Fla., giving the community an opportunity to take part in an organized football experience.

ADDITIONAL STATISTICS: Special teams tackles – 5 in 2011, 3 in 2012; NFL totals: 8.

SINGLE-GAME HIGHS: TACKLES: Total – 13, 10/9/11 at Buf. Solo – 10, 9/16/12 vs. Bal. Sacks – 1, four times; last: 9/7/14 vs. Jac. Interceptions – 1, 10 times; last: 12/28/14 at NYG. Passes defended – 3, 10/3/10 at SF. Forced fumbles – 1, three times; last: 10/26/14 at Ari. Fumble recoveries – 1, three times; last: 11/27/14 at Dal.

NATE ALLEN'S CAREER STATISTICS

Year	Team	GP	GS	TACKLES					Yds	INTERCEPTIONS					FUMBLES		
				Tot.	Solo	Asst.	Sacks			No.	Yds	Lg	TD	PD	FF	FR	Yds
2010	Philadelphia	13	13	59	43	16	2.0	17.0		3	27	16	0	7	1	0	7
2011	Philadelphia	15	12	76	52	24	0.0	0.0		2	44	31	0	6	0	0	0
2012	Philadelphia	15	13	81	60	21	0.0	0.0		0	0	-	0	6	0	0	0
2013	Philadelphia	16	16	94	56	38	1.0	8.0		1	43	43	0	4	0	0	0
2014	Philadelphia	15	15	70	46	24	1.0	9.0		4	45	40	0	5	2	3	25
Totals		74	69	380	257	123	4.0	34.0		10	159	43	0	28	3	3	32
POSTSEASON																	
2013	Philadelphia	1	1	6	6	0	0.0	0.0		0	0	-	0	1	0	0	0
Totals		1	1	6	6	0	0.0	0.0		0	0	-	0	1	0	0	0

NATE ALLEN GAME-BY-GAME

2014, PHILADELPHIA

				TACKLES					INTERCEPTIONS					FUMBLES		
Date	Opp.	GP	GS	Tot.	Solo	Asst.	Sacks	Yds	No.	Yds	Lg	TD	PD	FF	FR	Yds
9/7	Jac-W	1	1	4	2	2	1.0	9.0	0	0	-	0	0	1	0	0
9/15	at Ind-W	1	1	4	3	1	0.0	0.0	0	0	-	0	0	0	0	0
9/21	Was-W	1	1	8	6	2	0.0	0.0	0	0	-	0	1	0	0	0
9/28	at SF-L	1	1	7	2	5	0.0	0.0	0	0	-	0	0	0	0	0
10/5	StL-W	1	1	4	4	0	0.0	0.0	0	0	-	0	0	0	0	0
10/12	NYG-W	1	1	6	3	3	0.0	0.0	0	0	-	0	1	0	0	0
10/26	at Ari-L	1	1	5	3	2	0.0	0.0	0	0	-	0	0	1	1	0
11/2	at Hou-W	(INACTIVE - HAMSTRING)														
11/10	Car-W	1	1	4	3	1	0.0	0.0	1	3	3	0	1	0	0	0
11/16	at GB-L	1	1	3	3	0	0.0	0.0	0	0	-	0	1	0	0	0
11/23	Ten-W	1	1	4	4	0	0.0	0.0	0	0	-	0	0	0	1	0
11/27	at Dal-W	1	1	3	1	2	0.0	0.0	1	1	1	0	0	0	1	0
12/7	Sea-L	1	1	9	6	3	0.0	0.0	0	0	-	0	0	0	0	0
12/14	Dal-L	1	1	2	1	1	0.0	0.0	0	0	-	0	0	0	0	0
12/20	at Was-L	1	1	2	1	1	0.0	0.0	1	1	1	0	0	0	0	0
12/28	at NYG-W	1	1	5	4	1	0.0	0.0	1	40	40	0	1	0	0	0
Totals		15	15	70	46	24	1.0	9.0	4	45	40	0	5	2	3	0

NATE ALLEN GAME-BY-GAME
2013, PHILADELPHIA

Date	Opp.	GP	GS	TACKLES					Yds	INTERCEPTIONS					FUMBLES		
				Tot.	Solo	Asst.	Sacks			No.	Yds	Lg	TD	PD	FF	FR	Yds
9/9	at Was-W	1	1	5	2	3	0.0	0.0	0	0	-	0	0	0	0	0	0
9/15	SD-L	1	1	9	6	3	0.0	0.0	0	0	-	0	0	0	0	0	0
9/19	KC-L	1	1	7	5	2	1.0	8.0	0	0	-	0	1	0	0	0	0
9/29	at Den-L	1	1	6	6	0	0.0	0.0	0	0	-	0	0	0	0	0	0
10/6	at NYG-W	1	1	5	2	3	0.0	0.0	0	0	-	0	1	0	0	0	0
10/13	at TB-W	1	1	9	6	3	0.0	0.0	0	0	-	0	0	0	0	0	0
10/20	Dal-L	1	1	6	3	3	0.0	0.0	0	0	-	0	0	0	0	0	0
10/27	NYG-L	1	1	8	4	4	0.0	0.0	0	0	-	0	1	0	0	0	0
11/3	at Oak-W	1	1	7	4	3	0.0	0.0	0	0	-	0	0	0	0	0	0
11/10	at GB-W	1	1	4	3	1	0.0	0.0	0	0	-	0	1	0	0	0	0
11/17	Was-W	1	1	4	2	2	0.0	0.0	0	0	-	0	0	0	0	0	0
12/1	Ari-W	1	1	8	5	3	0.0	0.0	1	43	43	0	0	0	0	0	0
12/8	Det-W	1	1	3	1	2	0.0	0.0	0	0	-	0	0	0	0	0	0
12/15	at Min-L	1	1	5	2	3	0.0	0.0	0	0	-	0	0	0	0	0	0
12/22	Chi-W	1	1	3	2	1	0.0	0.0	0	0	-	0	0	0	0	0	0
12/29	at Dal-W	1	1	5	3	2	0.0	0.0	0	0	-	0	0	0	0	0	0
Totals		16	16	94	56	38	1.0	8.0	1	43	43	0	4	0	0	0	0
POSTSEASON																	
1/4/14	NO-L	1	1	6	0	0	0.0	0.0	0	0	-	0	1	0	0	0	0

2012, PHILADELPHIA

Date	Opp.	GP	GS	TACKLES					Yds	INTERCEPTIONS					FUMBLES		
				Tot.	Solo	Asst.	Sacks			No.	Yds	Lg	TD	PD	FF	FR	Yds
9/9	at Cle-W	1	1	5	4	1	0.0	0.0	0	0	-	0	1	0	0	0	0
9/16	Bal-W	1	1	11	10	1	0.0	0.0	0	0	-	0	1	0	0	0	0
9/23	at Ari-L	1	1	7	3	4	0.0	0.0	0	0	-	0	0	0	0	0	0
9/30	NYG-W	1	1	4	3	1	0.0	0.0	0	0	-	0	2	0	0	0	0
10/7	at Pit-L	1	1	7	7	0	0.0	0.0	0	0	-	0	1	0	0	0	0
10/14	Det-L	1	1	3	3	0	0.0	0.0	0	0	-	0	0	0	0	0	0
10/28	Atl-L	1	1	9	8	1	0.0	0.0	0	0	-	0	0	0	0	0	0
11/5	at NO-L			(INACTIVE - HAMSTRING)													
11/11	Dal-L	1	1	4	3	1	0.0	0.0	0	0	-	0	0	0	0	0	0
11/18	at Was-L	1	1	6	4	2	0.0	0.0	0	0	-	0	0	0	0	0	0
11/26	Car-L	1	1	5	4	1	0.0	0.0	0	0	-	0	0	0	0	0	0
12/2	at Dal-L	1	1	7	5	2	0.0	0.0	0	0	-	0	0	0	0	0	0
12/9	at TB-W	1	1	4	3	1	0.0	0.0	0	0	-	0	0	0	0	0	0
12/13	Cin-L	1	1	9	3	6	0.0	0.0	0	0	-	0	1	0	0	0	0
12/23	Was-L	1	0	0	0	0	0.0	0.0	0	0	-	0	0	0	0	0	0
12/30	at NYG-L	1	0	0	0	0	0.0	0.0	0	0	-	0	0	0	0	0	0
Totals		15	13	81	60	21	0.0	0.0	0	0	-	0	6	0	0	0	0

NATE ALLEN GAME-BY-GAME
2011, PHILADELPHIA

Date	Opp.	GP GS		TACKLES					No.	INTERCEPTIONS				FUMBLES		
				Tot.	Solo	Asst.	Sacks	Yds		Yds	Lg	TD	PD	FF	FR	Yds
9/11	at StL-W	1	0	0	0	0	0.0	0.0	0	0	-	0	0	0	0	0
9/18	at Atl-L	1	0	0	0	0	0.0	0.0	0	0	-	0	0	0	0	0
9/25	NYG-L	1	0	1	1	0	0.0	0.0	0	0	-	0	0	0	0	0
10/2	SF-L	1	1	6	3	3	0.0	0.0	0	0	-	0	0	0	0	0
10/9	at Buf-L	1	1	13	9	4	0.0	0.0	0	0	-	0	0	0	0	0
10/16	at Was-W	1	1	4	2	2	0.0	0.0	1	13	13	0	1	0	0	0
10/30	Dal-W	1	1	4	3	1	0.0	0.0	0	0	-	0	0	0	0	0
11/7	Chi-L	1	1	2	2	0	0.0	0.0	0	0	-	0	0	0	0	0
11/13	Ari-L	(INACTIVE - CONCUSSION)														
11/20	at NYG-W	1	1	6	3	3	0.0	0.0	0	0	-	0	0	0	0	0
11/27	NE-L	1	1	8	6	2	0.0	0.0	0	0	-	0	0	0	0	0
12/1	at Sea-L	1	1	8	6	2	0.0	0.0	0	0	-	0	0	0	0	0
12/11	at Mia-W	1	1	5	4	1	0.0	0.0	0	0	-	0	2	0	0	0
12/18	NYJ-W	1	1	6	5	1	0.0	0.0	0	0	-	0	0	0	0	0
12/24	at Dal-W	1	1	7	3	4	0.0	0.0	0	0	-	0	2	0	0	0
1/1/12	Was-W	1	1	6	5	1	0.0	0.0	1	31	31	0	1	0	0	0
Totals		15	12	76	52	24	0.0	0.0	2	44	31	0	6	0	0	0

2010, PHILADELPHIA

Date	Opp.	GP GS		TACKLES					No.	INTERCEPTIONS				FUMBLES		
				Tot.	Solo	Asst.	Sacks	Yds		Yds	Lg	TD	PD	FF	FR	Yds
9/12	GB-L	1	1	7	5	2	0.0	0.0	1	11	11	0	0	0	0	0
9/19	at Det-W	1	1	5	4	1	0.0	0.0	1	0	0	0	1	0	0	0
9/26	at Jac-W	1	1	7	4	3	1.0	10.0	0	0	-	0	1	0	0	0
10/3	Was-L	1	1	4	3	1	0.0	0.0	1	16	16	0	0	0	0	0
10/10	at SF-W	1	1	2	2	0	0.0	0.0	0	0	-	0	3	0	0	0
10/17	Atl-W	1	1	5	4	1	0.0	0.0	0	0	-	0	0	0	0	0
10/24	at Ten-L	1	1	8	7	1	0.0	0.0	0	0	-	0	0	0	0	0
11/7	Ind-W	1	1	4	3	1	0.0	0.0	0	0	-	0	0	0	0	0
11/15	at Was-W	(INACTIVE - NECK)														
11/21	NYG-W	1	1	5	3	2	0.0	0.0	0	0	-	0	0	0	0	0
11/28	at Chi-L	1	1	3	2	1	0.0	0.0	0	0	-	0	0	0	0	0
12/2	Hou-W	1	1	7	4	3	1.0	7.0	0	0	-	0	0	1	0	0
12/12	at Dal-W	1	1	1	1	0	0.0	0.0	0	0	-	0	1	0	0	0
12/19	at NYG-W	1	1	1	1	0	0.0	0.0	0	0	-	0	1	0	0	0
12/28	Min-L	(RESERVE/INJURED LIST - KNEE)														
1/2/11	Dal-L	(RESERVE/INJURED LIST - KNEE)														
Totals		13	13	59	43	16	2.0	17.0	3	27	16	0	7	1	0	0



Ray-Ray ARMSTRONG

57

LINEBACKER | 6-3 | 220 | MIAMI (FLA.)
ACQUIRED: W-'14 (STL) | NFL EXP.: 3 | RAIDERS EXP.: 2
HOMETOWN: SANFORD, FLA.
BORN: 03/05/91

TRANSACTIONS: Signed by St. Louis Rams as an undrafted free agent, May 9, 2013...Waived by Rams, Oct. 6, 2014...Claimed via waivers by Oakland Raiders, Oct. 7, 2014.

CAREER: Versatile linebacker enters his first training camp with the Silver and Black after spending the second half of the 2014 season with the Raiders...Appeared in his first game with the Raiders on Oct. 19...Made his first career start on Dec. 14, recording a career-high 11 tackles (four solo)...Spent the 2013 season and the first portion of the 2014 season with the St. Louis Rams before being waived after four games...Career totals include 31 games played with three starts, 30 tackles (20), one pass defended, one forced fumble and one fumble recovery.

2014 (with STL and Oak.): Played in 15 games with three starts for Oakland and St. Louis, totaling 27 tackles (17 solo), one pass defended and one forced fumble...Saw action in four games on special teams with the Rams before being waived on Oct. 6...Claimed via waivers by Oakland on Oct. 7...(9/14) at TB: Saw action on special teams...Recorded one special teams tackle...(10/12) vs. S.D.: Inactive for first game with the Silver and Black...(10/19) vs. Ari.: Saw first action as a Raider, playing on defense...Credited with one solo tackle...(11/9) vs. Den.: Saw time on special teams...Posted one solo stop on defense...(11/16) at SD: Posted two tackles on special teams...(11/30) at STL: Saw action on special teams and one snap on defense against his former team...(12/14) at KC: Made first career start, starting in place of an injured LB肖 Moore at weak-side linebacker...Racked up 11 tackles (four)...(12/21) vs. Buf.: Started second straight game and posted four tackles (three)...Credited with one pass defended on a key third-and-1 pass attempt to WR Chris Hogan in the fourth quarter to force a punt...(12/28) at Den.: Started third straight game at weak-side linebacker, posting eight tackles (six) and his first career forced fumble.

2013 (with STL): Played in 16 games...Led team in special teams tackles with 12...(9/26) vs. SF: Saw action on defense and special teams...Registered three solo tackles on defense...Also notched his first career fumble recovery...(10/13) at Hou.: Saw action on special teams...Made two tackles...(11/10) at Ind.: Saw action on special teams and defense...Recorded two special teams tackles...(12/1) at SF: Tallied two tackles on special teams...(12/29) at Sea.: Saw action on special teams, making two tackles.

COLLEGE: Played in 30 games in three years at Miami (Fla.) at safety...Recorded 134 tackles, two forced fumbles, six passes defended and four INTs...Saw action in seven games as a junior in 2011, finishing the year with 34 tackles (20 solo), one INT and one fumble recovery...Finished third on the team with 79 tackles as a sophomore and tied for the team lead with three INTs...Named second-team All-ACC...Appeared in 10 games for the Hurricanes as a true freshman.

PERSONAL: Attended Seminole High School in Sanford, Fla. ...Led team to a Class 6A title over Miami-Northwestern by throwing the game-winning TD to Raiders WR Andre Debose in the final seconds...Participated in the Under Armour All-America High School game...Named All-Central Florida Defensive Player of the Year, Orlando Sentinel's All-Southern team and the Press Register's Super Southeast 120...Ranked the nation's No. 13 overall player by Rivals.com and No. 21 rated player by ESPN.com out of high school.

ADDITIONAL STATISTICS: Special teams tackles – 12 in 2013, 4 in 2014; NFL totals: 16.

SINGLE-GAME HIGHS: TACKLES: Total – 11, 12/14/14 at KC. Solo – 6, 12/28/14 at Den. Forced fumbles – 1, 12/28/14 at Den. Passes defended – 1, 12/21/14 vs. Buf.

AT A GLANCE

- Joined the Raiders after playing in four games for the St. Louis Rams in 2014, seeing action on defense and special teams.
- Made his first career NFL start and recorded a career-high 11 tackles at Kansas City on Dec. 14, 2014.
- Played in all 16 games as a rookie with St. Louis in 2013 after being out of football for the 2012 season.
- Forced six total turnovers while at Miami (Fla.), forcing two fumbles and intercepting six passes in this three-year collegiate career.



RAY-ARMSTRONG'S CAREER STATISTICS

Year	Team	GP	GS	TACKLES					Yds	INTERCEPTIONS					FUMBLES		
				Tot.	Solo	Asst.	Sacks			No.	Yds	Lg	TD	PD	FF	FR	Yds
2013	St. Louis	16	0	3	3	0	0.0	0.0	0.0	0	0	-	0	0	0	1	0
2014	StL/Oak.	15	3	27	17	10	0.0	0.0	0.0	0	0	-	0	1	1	0	0
Totals		31	3	30	20	10	0.0	0.0	0.0	0	0	-	0	1	1	1	0

RAY-ARMSTRONG GAME-BY-GAME

2014, ST. LOUIS/OAKLAND

Date	Opp.	GP	GS	TACKLES					Yds	INTERCEPTIONS					FUMBLES		
				Tot.	Solo	Asst.	Sacks			No.	Yds	Lg	TD	PD	FF	FR	Yds
*9/7	Min-L	1	0	0	0	0	0.0	0.0	0.0	0	0	-	0	0	0	0	0
*9/14	at TB-W	1	0	2	2	0	0.0	0.0	0.0	0	0	-	0	0	0	0	0
*9/21	Dal-L	1	0	0	0	0	0.0	0.0	0.0	0	0	-	0	0	0	0	0
*9/28	at Phi-L	1	0	0	0	0	0.0	0.0	0.0	0	0	-	0	0	0	0	0
10/12	SD-L			(INACTIVE)													
10/19	Ari-L	1	0	1	1	0	0.0	0.0	0.0	0	0	-	0	0	0	0	0
10/26	at Cle-L	1	0	0	0	0	0.0	0.0	0.0	0	0	-	0	0	0	0	0
11/2	at Sea-L	1	0	0	0	0	0.0	0.0	0.0	0	0	-	0	0	0	0	0
11/9	Den-L	1	0	1	1	0	0.0	0.0	0.0	0	0	-	0	0	0	0	0
11/16	at SD-L	1	0	0	0	0	0.0	0.0	0.0	0	0	-	0	0	0	0	0
11/20	KC-W	1	0	0	0	0	0.0	0.0	0.0	0	0	-	0	0	0	0	0
11/30	at StL-L	1	0	0	0	0	0.0	0.0	0.0	0	0	-	0	0	0	0	0
12/7	SF-W	1	0	0	0	0	0.0	0.0	0.0	0	0	-	0	0	0	0	0
12/14	at KC-L	1	1	11	4	7	0.0	0.0	0.0	0	0	-	0	0	0	0	0
12/21	Buf-W	1	1	4	3	1	0.0	0.0	0.0	0	0	-	0	1	0	0	0
12/28	at Den-L	1	1	8	6	2	0.0	0.0	0.0	0	0	-	0	0	1	0	0
Totals		15	3	27	17	10	0.0	0.0	0.0	0	0	-	0	1	1	0	0

*denotes with St. Louis

2013, ST. LOUIS

Date	Opp.	GP	GS	TACKLES					Yds	INTERCEPTIONS					FUMBLES		
				Tot.	Solo	Asst.	Sacks			No.	Yds	Lg	TD	PD	FF	FR	Yds
9/8	Ari-W	1	0	0	0	0	0.0	0.0	0.0	0	0	-	0	0	0	0	0
9/15	at Atl-L	1	0	0	0	0	0.0	0.0	0.0	0	0	-	0	0	0	0	0
9/22	at Dal-L	1	0	0	0	0	0.0	0.0	0.0	0	0	-	0	0	0	0	0
9/26	SF-L	1	0	3	3	0	0.0	0.0	0.0	0	0	-	0	0	0	1	0
10/6	Jac-W	1	0	0	0	0	0.0	0.0	0.0	0	0	-	0	0	0	0	0
10/13	at Hou-W	1	0	0	0	0	0.0	0.0	0.0	0	0	-	0	0	0	0	0
10/20	at Car-L	1	0	0	0	0	0.0	0.0	0.0	0	0	-	0	0	0	0	0
10/28	Sea-L	1	0	0	0	0	0.0	0.0	0.0	0	0	-	0	0	0	0	0
11/03	Ten-L	1	0	0	0	0	0.0	0.0	0.0	0	0	-	0	0	0	0	0
11/10	at Ind-W	1	0	0	0	0	0.0	0.0	0.0	0	0	-	0	0	0	0	0
11/24	Chi-W	1	0	0	0	0	0.0	0.0	0.0	0	0	-	0	0	0	0	0
12/1	at SF-L	1	0	0	0	0	0.0	0.0	0.0	0	0	-	0	0	0	0	0
12/8	at Ari-L	1	0	0	0	0	0.0	0.0	0.0	0	0	-	0	0	0	0	0
12/15	NO-W	1	0	0	0	0	0.0	0.0	0.0	0	0	-	0	0	0	0	0
12/22	TB-W	1	0	0	0	0	0.0	0.0	0.0	0	0	-	0	0	0	0	0
12/29	at Sea-L	1	0	0	0	0	0.0	0.0	0.0	0	0	-	0	0	0	0	0
Totals		16	0	3	3	0	0.0	0.0	0.0	0	0	-	0	0	0	1	0



LARRY ASANTE

42

SAFETY | 6-0 | 210 | NEBRASKA
ACQUIRED: FA-'14 | NFL EXP.: 4 | RAIDERS EXP.: 2
HOMETOWN: ALEXANDRIA, VA.
BORN: 03/07/88

TRANSACTIONS: Selected by Cleveland Browns in the fifth round (160th overall) of the 2010 NFL Draft, April 24, 2010...Waived by Browns, Sept. 4, 2010...Re-signed by Browns to practice squad, Sept. 5, 2010...Signed by Tampa Bay Buccaneers, Nov. 30, 2010...Waived by Buccaneers, Aug. 31, 2012...Signed by Indianapolis Colts as a reserve/future free agent, Jan. 1, 2013...Waived by Colts, Aug. 31, 2013...Signed by Colts, Oct. 4, 2013...Waived/injured by Colts, Nov. 15, 2013...Signed by Oakland Raiders as a free agent, Aug. 6, 2014...Waived/injured by Raiders, Aug. 26, 2014...Waived by Raiders, Sept. 2, 2014...Re-signed by Raiders, Oct. 29, 2014...Re-signed by Raiders as a restricted free agent, April 8, 2015.

CAREER: Experienced safety who has seen significant action on defense and special teams...Has played in 23 NFL games with the Indianapolis Colts, Tampa Bay Buccaneers and Oakland Raiders...Saw extended action at safety for Oakland in 2014, setting a career high with 23 tackles in only six games...Career totals include 34 tackles (28 solo), one INT, one pass defended and two forced fumbles with an additional nine special teams tackles.

2014: Played in six games with two starts before suffering season-ending shoulder and quad injuries...Totaled 23 tackles (18 solo) and one forced fumble...Was in training camp with the Raiders, playing in three preseason games before being waived/injured on Aug. 26...Re-signed with the team on Oct. 29...Placed on the reserve/injured list on Dec. 13...**(11/2) at Sea:** Made Raiders debut, seeing significant time on defense and special teams...Set a Raiders season high with three special teams tackles...Added two solo stops on defense...**(11/9) vs. Den.:** Made first career start at strong safety, replacing S Brandian Ross, who moved into the nickel cornerback slot...Eclipsed his previous personal best with a career-high 11 tackles (nine)...Tackle total matched his career total entering the 2014 season...**(11/16) at SD:** Posted one solo tackle...**(11/20) vs. KC:** Started second game at strong safety as Raiders opened in a nickel package on defense...Racked up nine tackles (six), including a pair of down-field stops that saved potential touchdowns...Forced a fumble with a hit on RB Jamaal Charles in the third quarter...Added two special teams tackles, posting stops in kickoff coverage...**(11/30) at StL:** Saw action on defense and special teams...**(12/7) vs. SF:** Saw action despite suffering a second-quarter quad injury.

2013 (with Ind.): Saw action in five games during the regular season, primarily on special teams...Suffered a hamstring injury on Nov. 13...Waived/injured by the Colts on Nov. 15.

2012 (with TB): Played in all four preseason games with the Buccaneers before being waived on Aug. 31.

2011 (with TB): Played in 10 games, recording 10 tackles (nine solo) and one forced fumble on defense, adding three special teams tackles...**(10/9) at SF:** Saw action at safety and recorded one solo tackle...**(10/23) vs. Chi.:** Made one special teams tackle...**(11/13) vs. Hou.:** Recorded two solo tackles at the safety position, adding one special teams stop...**(1/1/12) at Atl.:** Recorded one solo tackle...**(1/2/11) at NO:** Logged the only INT of his career, picking off QB Drew Brees at the end of the first half, and returned it four yards.

2010 (with Cle. and TB): Spent most of the year on the Browns' practice squad...Signed to the Buccaneers active roster on Nov. 30...Played in two games, registering one solo tackle, one special teams tackle and an INT...**(12/26) vs. Sea.:** Recorded one solo tackle...**(1/2/11) at NO:** Logged the only INT of his career, picking off QB Drew Brees at the end of the first half, and returned it four yards.

COLLEGE: Started 36-of-39 games at Nebraska after transferring from Coffeyville (Kan.) Community College...Registered 224 career tackles, one sack, three forced fumbles and three INTs at Nebraska...Earned first-team All-Big 12 honors as a senior after recording 79 tackles, two forced fumbles and two INTs...Returned an INT 74 yards for a TD against Louisiana-Lafayette in 2009...Earned All-Big 12 honorable mention accolades in 2007 and 2008...Converted from linebacker to defensive back after enrolling at Nebraska...Majored in economics and earned secondary degrees in sociology and ethnic studies...Recorded 76 tackles, one INT and three blocked kicks as a redshirt freshman at Coffeyville Community College in 2006...Earned All-Jayhawk League honors and honorable mention All-American honors from the National Junior College Athletic Association.

PERSONAL: Attended Hayfield High School in Alexandria, Va. ...Earned all-league honors as a running back in the AAA Patriot Division as voted by the Washington Post.

ADDITIONAL STATISTICS: Special teams tackles – 1 in 2010, 3 in 2011, 5 in 2014; NFL totals: 9

SINGLE-GAME HIGHS: TACKLES: Total – 11, 11/9/14 vs. Den. Solo – 9, 11/9/14 vs. Den. Interceptions – 1, 1/2/11 at NO. Passes defended – 1, 1/2/11 at NO. Forced fumbles – 1; two times; last: 11/20/14 vs. KC.

LARRY ASANTE'S CAREER STATISTICS

Year	Team	GP	GS	TACKLES					Yds	INTERCEPTIONS					FUMBLES		
				Tot.	Solo	Asst.	Sacks			No.	Yds	Lg	TD	PD	FF	FR	Yds
2010	Tampa Bay	2	0	1	1	0	0.0	0.0	0.0	1	4	4	0	1	0	0	0
2011	Tampa Bay	10	0	10	9	1	0.0	0.0	0.0	0	0	-	0	0	1	0	0
2013	Indianapolis	5	0	0	0	0	0.0	0.0	0.0	0	0	-	0	0	0	0	0
2014	Oakland	6	2	23	18	5	0.0	0.0	0.0	0	0	-	0	0	1	0	0
Totals		23	2	34	28	6	0.0	0.0	0.0	1	4	4	0	1	2	0	0

LARRY ASANTE GAME-BY-GAME
2014, OAKLAND

Date	Opp.	GP	GS	TACKLES					Yds	INTERCEPTIONS					FUMBLES		
				Tot.	Solo	Asst.	Sacks			No.	Yds	Lg	TD	PD	FF	FR	Yds
9/7	at NYJ-L																
9/14	Hou-L																
9/21	at NE-L																
9/28	Mia-L																
10/12	SD-L																
10/19	Ari-L																
10/26	at Cle-L																
11/2	at Sea-L	1	0	2	2	0	0.0	0.0	0	0	0	-	0	0	0	0	0
11/9	Den-L	1	1	11	9	2	0.0	0.0	0	0	0	-	0	0	0	0	0
11/16	at SD-L	1	0	1	1	0	0.0	0.0	0	0	0	-	0	0	0	0	0
11/20	KC-W	1	1	9	6	3	0.0	0.0	0	0	0	-	0	0	1	0	0
11/30	at StL-L	1	0	0	0	0	0.0	0.0	0	0	0	-	0	0	0	0	0
12/7	SF-W	1	0	0	0	0	0.0	0.0	0	0	0	-	0	0	0	0	0
12/14	at KC-L																
12/21	Buf-W																
12/28	at Den-L																
Totals		6	2	23	18	5	0.0	0.0	0	0	0	-	0	0	1	0	0

2011, TAMPA BAY

Date	Opp.	GP	GS	TACKLES					Yds	INTERCEPTIONS					FUMBLES		
				Tot.	Solo	Asst.	Sacks			No.	Yds	Lg	TD	PD	FF	FR	Yds
9/11	Det-L																
9/18	at Min-W																
9/25	Atl-W																
10/3	Ind-W	1	0	0	0	0	0.0	0.0	0	0	0	-	0	0	0	0	0
10/9	at SF-L	1	0	1	1	0	0.0	0.0	0	0	0	-	0	0	0	0	0
10/16	NO-W	1	0	0	0	0	0.0	0.0	0	0	0	-	0	0	0	0	0
10/23	Chi-L	1	0	0	0	0	0.0	0.0	0	0	0	-	0	0	0	0	0
11/6	at NO-L	1	0	0	0	0	0.0	0.0	0	0	0	-	0	0	0	0	0
11/13	Hou-L	1	0	2	2	0	0.0	0.0	0	0	0	-	0	0	0	0	0
11/20	at GB-L	1	0	0	0	0	0.0	0.0	0	0	0	-	0	0	0	0	0
11/27	at Ten-L	1	0	0	0	0	0.0	0.0	0	0	0	-	0	0	0	0	0
12/4	Car-L	1	0	0	0	0	0.0	0.0	0	0	0	-	0	0	0	0	0
12/11	at Jac-L																
12/17	Dal-L																
12/24	at Car-L																
1/1/12	at Atl-L	1	0	7	6	1	0.0	0	0	0	0	-	0	0	1	0	0
Totals		10	0	10	9	1	0.0	0.0	0	0	0	-	0	0	1	0	0



George ATKINSON III

34

RUNNING BACK | 6-1 | 220 | **NOTRE DAME**
ACQUIRED: FA-'14 | **NFL EXP.: 1** | **RAIDERS EXP.: 1**
HOMETOWN: STOCKTON, CALIF.
BORN: 11/29/92

TRANSACTIONS: Signed by Oakland Raiders as an undrafted free agent, May 16, 2014...Waived by Raiders, Aug. 30, 2014...Signed by Raiders to practice squad, Sept. 1, 2014...Signed by Raiders to active roster, Nov. 30, 2014.

2014: Joined the Raiders as an undrafted free agent on May 16...Waived by Raiders on Aug. 30...Spent most of his rookie campaign on the practice squad, appearing in five games after being promoted to the active roster on Nov. 30...(11/30) at **StL.**: Made NFL debut, playing on special teams...Returned three kickoffs for 47 yards...(12/7) vs. **SF**: Contributed one special teams tackle, the first of his career...(12/21) vs. **Buf.**: Saw extensive action on special teams...Returned one kickoff for 21 yards...(12/28) at **Den.**: Contributed on special teams...Returned three kickoffs for 66 yards...Had a career-long return of 28 yards in the third quarter.

COLLEGE: Played three years at Notre Dame, appearing in 37 games at running back and kick returner...Totaled 153 rushing attempts for 943 yards (6.3 avg.) and 10 TDs...Also returned 88 kickoffs for 2,136 yards and two TDs...Set school record in kickoff return yards...Served as team's primary kickoff returner all three years...Saw action in 12 games with four starts as a junior in 2013...Ranked second on team with 93 carries for 555 yards and three TDs...Led team with 6.0 yards per rush...Returned 31 kickoffs for 780 yards...Averaged 25.2 yards per kickoff return to rank 25th in the nation...Had an 80-yard TD run, marking Notre Dame's longest since 2000, against Oklahoma...Saw action in 12 games as a sophomore...Ranked third on team with 361 rushing yards on 51 carries...Tied for second on team with five rushing TDs...Led team with 7.1 yards per rush...Had 22 kickoff returns for 441 yards...Averaged 20.0 yards per return...Played in all 13 games as a freshman...Tied school record with two kickoff returns for TDs...Became first Notre Dame player since 1997 to record two kickoff returns for TDs...Became first freshman since former Raider WR Raghib Ismail in 1988 to record two scores on kickoff returns...Named second-team Freshman All-American by Phil Steele Publications and honorable mention All-American by SI.com as a kick returner...Had 35 kickoff returns for 915 yards and two TDs...Kickoff returns marked second most in program history, while yardage set Notre Dame record...Averaged 26.1 yards per return...Also rushed for 27 yards and two TDs on just nine carries...Tied for third on team with nine special teams tackles.

PERSONAL: Attended Granada High School in Livermore, Calif. ...Rated No. 89 on Rivals.com list of top-100 players in the nation...Rushed 172 times for 1,669 yards and 17 TDs as running back...Also played wide receiver and defensive back...Helped team to North Coast Section Division I semifinals and school's first playoff appearance since 2005...First-team All-East Bay Athletic League as a running back and second-team all-league pick as a defensive back...Named third-team All-East Bay as utility player by Bay Area News Group...A first-team all-metro pick as a utility player...Played in U.S. Army All-American Bowl, serving as captain of the West team...Played in Holiday Bowl Classic between Sacramento and Bay Area standouts...Selected for Team USA vs. The World all-star game in Austin, Texas...As a junior, carried 106 times for 965 yards and 10 TDs...Scored four TDs in season opener and later rushed 11 times for 200 yards and three TDs in a single game, adding a TD on a kickoff return...Named second-team All-EBAL as a defensive back...Also a track standout...Earned medals in California state track meet in the 100- and 200-meters as a sophomore...Father, George Atkinson, Jr., played for the Raiders for 10 seasons from 1968-77, helping lead the Silver and Black to the Super Bowl XI title, and has worked as part of the Raiders' broadcast team...Twin brother, Josh, played defensive back and wide receiver at Notre Dame...Active in the community, participating in the NFL Play 60 Character Camp and the Hispanic Heritage Month Gatorade Junior Training camp at Fairview Elementary in 2014.

ADDITIONAL STATISTICS: Special teams tackles – 1 in 2014.

SINGLE-GAME HIGHS: KICK RETURNS: Returns – 3, two times; last: 12/28/14 at Den. Yards – 66, 12/28/14 at Den. Long – 28, 12/28/14 at Den.

GEORGE ATKINSON III'S CAREER STATISTICS

RUSHING															RECEIVING					TOTAL OFFENSE
Year	Team	GP	GS	Att.	Yds	Avg.	Lg	TD	Rec.	Yds	Avg.	Lg	TD							
2014	Oakland	5	0	0	0	-	-	0	0	0	-	-	0	0						
Totals		5	0	0	0	-	-	0	0	0	-	-	0	0						

KICKOFF RETURNS								PUNT RETURNS					
Year	Team	No.	Yds	Avg.	Lg	TD		No.	FC	Yds	Avg.	Lg	TD
2014	Oakland	7	134	19.1	28	0		0	0	0	-	-	0
Totals		7	134	19.1	28	0		0	0	0	-	-	0



Denico AUTRY

96

DEFENSIVE END | 6-5 | 270 | MISSISSIPPI STATE
ACQUIRED: FA-'14 | NFL EXP.: 2 | RAIDERS EXP.: 2
HOMETOWN: ALBEMARLE, N.C.
BORN: 07/15/90

TRANSACTIONS: Signed by Oakland Raiders as an undrafted free agent, May 20, 2014...Waived by Raiders, Aug. 30, 2014...Re-signed by Raiders to practice squad, Sept. 1, 2014...Signed by Raiders to active roster, Oct. 25, 2014.

2014: Saw action in 10 games as a rookie, recording 13 tackles (eight solo)...Spent first six games on the practice squad before being signed to the active roster on Oct. 25...(10/26) at Cle.: Made NFL debut, seeing significant action on defense...Notched first two career tackles (one)...(11/2) at Sea.: Came free up the middle on a third-quarter punt, batting down a P Jon Ryan effort that was recovered in the end zone by WR Brice Butler for a Raiders TD...Added a tackle on kickoff coverage...(11/9) vs. Den.: Continued to see increased time on the defensive line, recording a personal-best two solo tackles...(11/16) at SD: Posted two tackles (one)...(11/20) vs. KC: Credited with two tackles (one) on defense...(11/30) at StL.: Saw significant action on defense, posting one solo tackle...(12/7) vs. SF: Played on defense and special teams...Recorded a special teams tackle on a second-quarter kickoff...(12/14) at KC: Credited with an assisted tackle on defense...(12/21) vs. Buf.: Posted one solo tackle...(12/28) at Den.: Notched two tackles (one) in the season finale.

AT A GLANCE

- Appeared in 10 games as a rookie after beginning the season on the Raiders' practice squad.
- Credited with 13 tackles (eight solo), two special teams tackles and a punt block in his rookie campaign.
- On Nov. 2, 2014 at Seattle, blocked a punt from Jon Ryan, which was recovered in the end zone by WR Brice Butler for the Raiders' only special teams TD of the season.
- Played in 26 games, starting 23, over two seasons at Mississippi State after transferring from East Mississippi Community College.

COLLEGE: Played two years at Mississippi State after transferring from East Mississippi Community College...Played in 26 games with 23 starts...Finished two-year career with 73 tackles, 16 tackles for loss and six sacks...Also forced three fumbles...Started all 13 games as a senior, collecting 31 tackles and ranking second on the team with 6.5 tackles for loss...Registered two sacks and eight quarterback hurries...Played in 13 games with 10 starts as a junior...Tallied 42 tackles, 9.5 tackles for loss, four sacks, two forced fumbles and one INT...In two years at East Mississippi Community College, recorded 141 tackles, 16.5 sacks and 24 tackles for loss...Helped lead Lions to a 12-0 record, state championship and NJCAA title...Named 2011 first-team NJCAA Football All-American...Rated No. 1 prospect on the Jackson Clarion-Ledger's JUCO top-25 Most Wanted Prospect List...Posted 81 tackles, 13 tackles for loss, 11 sacks and 41 quarterback hurries as a sophomore...Also credited with four passes defended and two forced fumbles...Named Defensive Line MVP of the MACJC North Division.

PERSONAL: Attended Albemarle (N.C.) High School...Played defensive end and right tackle...Led team to a 12-2 record and a 7-0 mark in league play...Averaged 10.1 tackles per game on defense...Named the All-SNAP Defensive Player of the Year and the Rocky River Conference Player of the Year...Played in the NCAA East-West All-Star game...First name is pronounced duh-KNEE-co.

ADDITIONAL STATISTICS: Special teams tackles – 2 in 2014.

SINGLE-GAME HIGHS: TACKLES: Total – 2, five times; last: 12/28/14 at Den. Solo – 2, 11/9/14 vs. Den.

DENICO AUTRY'S CAREER STATISTICS

Year	Team	GP	GS	TACKLES					Yds	INTERCEPTIONS					FUMBLES		
				Tot.	Solo	Asst.	Sacks			No.	Yds	Lg	TD	PD	FF	FR	Yds
2014	Oakland	10	0	13	8	5	0.0	0.0	0.0	0	0	-	0	0	0	0	0
Totals		10	0	13	8	5	0.0	0.0	0.0	0	0	-	0	0	0	0	0

DENICO AUTRY GAME-BY-GAME

2014, OAKLAND

Date	Opp.	GP	GS	TACKLES					Yds	No.	INTERCEPTIONS					FUMBLES		
				Tot.	Solo	Asst.	Sacks				Yds	Lg	TD	PD		FF	FR	Yds
9/7	at NYJ-L																	
9/14	Hou-L																	
9/21	at NE-L																	
9/28	Mia-L																	
10/12	SD-L																	
10/19	Ari-L																	
10/26	at Cle-L	1	0	2	1	1	0.0	0.0	0	0	-	0	0	0	0	0	0	0
11/2	at Sea-L	1	0	0	0	0	0.0	0.0	0	0	-	0	0	0	0	0	0	0
11/9	Den-L	1	0	2	2	0	0.0	0.0	0	0	-	0	0	0	0	0	0	0
11/16	at SD-L	1	0	2	1	1	0.0	0.0	0	0	-	0	0	0	0	0	0	0
11/20	KC-W	1	0	2	1	1	0.0	0.0	0	0	-	0	0	0	0	0	0	0
11/30	at StL-L	1	0	1	1	0	0.0	0.0	0	0	-	0	0	0	0	0	0	0
12/7	SF-W	1	0	0	0	0	0.0	0.0	0	0	-	0	0	0	0	0	0	0
12/14	at KC-L	1	0	1	0	1	0.0	0.0	0	0	-	0	0	0	0	0	0	0
12/21	Buf-W	1	0	1	1	0	0.0	0.0	0	0	-	0	0	0	0	0	0	0
12/28	at Den-L	1	0	2	1	1	0.0	0.0	0	0	-	0	0	0	0	0	0	0
Totals		10	0	13	8	5	0.0	0.0	0	0	-	0	0	0	0	0	0	0

2015 VETERANS



Khalif BARNES

69

TACKLE/GUARD | 6-6 | 320 | WASHINGTON
ACQUIRED: UFA-'09 (Jac.) | NFL EXP: 11 | RAIDERS EXP.: 7
HOMETOWN: SPRING VALLEY, CALIF.
BORN: 04/21/82

TRANSACTIONS: Selected by Jacksonville Jaguars in the second round (52nd overall) of the 2005 NFL Draft, April 23, 2005...Signed by Oakland Raiders as an unrestricted free agent, March 16, 2009...Re-signed by Raiders as a free agent, March 9, 2010...Re-signed by Raiders as a free agent, Aug. 1, 2011...Re-signed by Raiders as a free agent, March 22, 2012...Re-signed by Raiders as a free agent, March 20, 2013.

CAREER: Veteran lineman has played in 137 career games with 116 starts in 10 seasons with the Raiders and Jaguars...Proved himself as a versatile lineman for the Raiders in 2013 and 2014, playing at both tackle (20 combined starts) and guard (nine combined starts)...Emerges as a full-time starter at tackle in third season with the Silver and Black, 2011, starting all 16 games that year...Started three games as an eligible tackle in 2010, making first two career receptions, including a 2-yard TD catch...With Jacksonville, played in 60 games with 57 starts at left tackle over four seasons...Helped the Jaguars to playoff berths in 2005 and 2007, starting all three games.

AT A GLANCE

- Has started all or parts of the past six seasons for the Raiders at tackle and guard.
- Started eight games at right tackle, four at left guard and one as an extra offensive lineman in 2014.
- In 137 NFL games over 10 seasons, has 116 career starts with Oakland and Jacksonville.
- Began as a defensive lineman at the University of Washington and didn't move to offense until the last week of practice his freshman year.

2014: Played in 14 games with 13 starts...Started eight games at right tackle, four at left guard and one as an extra offensive lineman...Missed two games with a quad injury...Added one reception for one yard...**(9/14) vs. Hou.:** Earned the start at right tackle, helping the offense amass 364 total yards...Part of offensive line that did not allow a sack...**(9/21) at NE:** Played every offensive snap at right tackle...Did not allow a sack of QB Derek Carr for the second straight game...**(9/28) vs. Mia.:** Helped the team total over 300 yards of total offense for the second time...Left the game with a quad injury...**(11/9) vs. Den.:** Returned to the lineup and started at left guard in place of an injured Gabe Jackson...Posted his third career reception, catching a 1-yard shovel pass from Carr...**(11/16) at SD:** Started at left guard for his 110th career start...**(11/20) vs. KC:** Helped pave the way for the offense to total a season-high 179 rushing yards in the victory...**(11/30) at StL.:** Started at left guard and moved to right tackle after T Menelik Watson left the game with an injury in the second quarter...**(12/7) vs. SF:** Started at right tackle and helped the team accumulate 330 total yards of offense in the win...**(12/21) vs. Buf.:** Helped the offense gain 140 yards on the ground, the team's second highest rushing total this season.

2013: Started the first 11 games at left tackle, before moving inside to left guard when T Jared Veldheer returned from injury...**(9/8) at Ind.:** Started at left tackle and helped pave the way for QB Terrelle Pryor, who set a Raiders single-game franchise record for rushing yards by a quarterback (112)...**(9/15) vs. Jac.:** Started at left tackle and helped lead the offense to 226 rushing yards, the team's highest total since 9/25/11...**(11/3) vs. Phi.:** Started at left tackle and helped the Raiders total 560 yards of offense, the third highest mark in franchise history...**(11/17) at Hou.:** Started at left tackle and helped RB Rashad Jennings rush for 150 yards in the victory...**(11/24) vs. Ten.:** Started at left tackle and helped Jennings post 122 total yards, his fourth straight game with 100-or-more total yards...Was part of a line that did not allow a sack...**(11/28) at Dal.:** Made his first start of the season at left guard and was part of a line that did not allow a sack...**(12/8) at NYJ:** Started at left guard - his 100th career start - and helped the Raiders post 150 rushing yards against the league's top-ranked rush defense...**(12/15) vs. KC:** Started at left guard and was part of a line that did not allow a sack.

2012: Played in nine games, all starts, missing seven games due to a groin injury...**(9/16) at Mia.:** Suffered a groin injury in the first half and did not return...**(11/18) vs. NO:** Returned to starting lineup in his first game since leaving with groin injury in Week 2...Helped FB Marcel Reece to 103 rushing yards...**(12/16) vs. KC:** Held Chiefs without a sack for only the third time all year and helped pave path for 203 rushing yards, including 110 from RB Darren McFadden, in 15-0 win...Earlier, recovered a fumble to preserve a second-quarter FG drive...**(12/30) at SD:** Helped protect Pryor in his first NFL start and was part of a line that did not allow a sack.

2011: Started all 16 games at right tackle...Helped Raiders rank seventh in the NFL in rushing (131.9 avg.)...Part of a line that aided RB Michael Bush in rushing for 977 yards...Also protected Raiders quarterbacks, who threw for 4,119 yards...Part of a unit that surrendered just 25 sacks, the lowest in franchise annals...**(9/18) at Buf.:** Helped produce 454 yards of total offense, on a line that did not surrender a sack...**(9/25) vs. NYJ:** Helped team produce a season-high 234 yards rushing, including McFadden's career-high 171...**(10/2) vs. NE:** Part of an offense that racked up a season-high 504 total yards and did not surrender a sack...**(11/10) at SD:** Helped offense total 489 yards, including 191 rushing...**(12/18) vs. Det.:** Protected QB Carson Palmer, who passed for 345 yards...Part of an offense that totaled 477 yards...**(12/24) at KC:** Part of a line that did not surrender a sack...**(1/1/12) vs. SD:** Helped Palmer pass for 417 yards, the third-highest total in franchise history...Part of a line that did not allow a sack for the second straight game.

2010: Saw action in all 16 games, making three starts as an eligible tackle...Totaled eight yards on two receptions, including his first career TD catch...**(9/19) vs. StL.:** Saw action at tackle in a reserve role...**(10/31) vs. Sea.:** Posted first career reception for six yards as an eligible tackle...**(11/7) vs. KC:** Started as an extra lineman...Caught a 2-yard TD pass from QB Jason Campbell in the third quarter, giving Raiders a 14-13 lead en route to a 23-20 overtime triumph...**(12/5) at SD:** Started as an extra offensive lineman.

2009: Saw action in six games with two starts in first season with Raiders...Inactive for nine contests...**(9/27) vs. Den.:** Made Raiders debut, playing on special teams...**(10/25) vs. NYJ:** Made first Raiders start, at right tackle...**(11/1) at SD:** Started at right tackle...Blocked on a drive that included six straight runs and culminated in a 3-yard TD by RB Justin Fargas.

2008 (with Jac.): Started all 16 games at left tackle in final season with Jacksonville...Helped both RBs Maurice Jones-Drew and Fred Taylor rank among the AFC's top 20 rushers...**(9/21) at Ind.:** Part of an offensive line that allowed no sacks...Helped both Taylor and Jones-Drew top 100 yards in 23-21 win...**(10/12) at Den.:** Helped Jones-Drew rush for 125 yards and two TDs in 24-17 triumph...Pass blocking helped David Garrard throw for 276 yards and a TD...**(11/9) at Det.:** Blocking allowed running backs to rush for a combined 150 yards and three TDs in 38-14 victory...**(11/23) vs. Min.:** Pass blocking helped Garrard throw for a career-high 317 yards.

2007 (with Jac.): Played in 16 games for the first time in his career, with 14 starts...Was only Jacksonville offensive lineman to play in all 16 games...Part of an offensive line that allowed only 31 sacks...Helped Garrard set single-season franchise records in passer rating (102.2) and completion percentage (64.0), while the Jaguars ranked second in the NFL with 2,391 rushing yards (149.4 per game), second-most in team history...Helped Jacksonville average 4.7 yards per carry, first in the AFC and third in the NFL...Team also led the NFL with six rushes of 50-plus yards, and ranked second with 68 rushes of 10-plus yards...**(10/14) vs. Hou.:** Blocked for running game that produced 244 yards on 26 carries (9.4 avg.), the highest single-game average in franchise history...Part of an offensive line that didn't allow a sack in consecutive games for the first time in franchise history, before Jacksonville also accomplished the feat vs. Carolina (Dec. 9) and at Pittsburgh (Dec. 16)...**Postseason: (1/5/08) at Pit.:** Started AFC Wild Card game at left tackle in the 31-29 win.

2006 (with Jac.): Started 15 games at left tackle...Helped Jaguars set a single-season franchise record with 2,541 rushing yards (158.8 per game)...Helped pave the way for a franchise-record 5.0-yard rushing average...Part of an offensive line that allowed only 30 sacks, the second-fewest in team history...**(11/12) vs. Hou.:** Inactive, ending a streak of 20 consecutive starts...**(12/10) vs. Ind.:** Part of an offensive line that led Jaguars to a franchise-record 375 rushing yards, in 44-17 triumph.

2005 (with Jac.): Played in 13 games with 12 starts at left tackle as a rookie...Did not allow a sack in his first 11 starts...Started 12 straight games to close the season...**(10/2) vs. Den.:** Made NFL debut...**(10/9) vs. Cin.:** Made first career start...**Postseason: (1/7/06) at NE:** Started in AFC Wild Card game...Played the entire second half with a broken leg.

COLLEGE: Started at both right and left tackle in four seasons at Washington...Moved from defensive tackle as a redshirt freshman...Allowed just three sacks in final two seasons...Anchored offensive line at left tackle for the first five games of senior season before fracturing his wrist...An All-Pac-10 honorable mention selection as a junior at left tackle...Majorred in criminal justice.

PERSONAL: Attended Mount Miguel High School in Spring Valley, Calif. ...Recorded 120 tackles and nine sacks as a defensive lineman his senior year...First-team all-academic selection (San Diego Union-Tribune)...Named all-league and All-CIF in 1998 and 1999...Voted the conference's most valuable defensive player...Also lettered in basketball...Sister, Lilal, played basketball at San Diego State, and brother, Ahmad, played football at Texas Southern...Volunteered in December 2011 with the Live 105 Belvedere Red, benefiting AIDS Foundation at the Home of Chicken and Waffles...In December 2012, assisted with food distribution at Oakland's Laurel Elementary School to benefit the Alameda County Community Food Bank...Was the Raiders recipient of the 2013 Ed Block Courage Award, which honors those NFL players who exemplify commitments to the principles of sportsmanship and courage...First name is pronounced kuh-LEEF.

ADDITIONAL STATISTICS: Receiving – Caught 6-yard pass, 10/31/10 vs. Sea.; caught 2-yard TD pass, 11/7/10 vs. KC; caught 1-yard pass, 11/9/14 vs. Den.; NFL totals: 3 receptions for 9 yards and 1 TD. Miscellaneous tackles – 2 in 2008, 2 in 2012, 3 in 2013, 2 in 2014; NFL totals: 9. Miscellaneous fumble recoveries – 1 in 2008.



KHALIF BARNES' GAMES PLAYED/STARTED

Year	Team	GP	GS
2005	Jacksonville	13	12
2006	Jacksonville	15	15
2007	Jacksonville	16	14
2008	Jacksonville	16	16
2009	Oakland	6	2
2010	Oakland	16	3
2011	Oakland	16	16
2012	Oakland	9	9
2013	Oakland	16	16
2014	Oakland	14	13
Totals		137	116
POSTSEASON			
2005	Jacksonville	1	1
2007	Jacksonville	2	2
Totals		3	3



Tony BERGSTROM

70

GUARD | 6-5 | 315 | UTAH
ACQUIRED: D3-'12 | NFL EXP.: 4 | RAIDERS EXP.: 4
HOMETOWN: SALT LAKE CITY, UTAH
BORN: 08/06/86

TRANSACTIONS: Selected by Oakland Raiders in the third round (95th overall) of 2012 NFL Draft, April 27, 2012.

CAREER: Versatile offensive lineman saw time at guard and tackle in his rookie season of 2012...Has appeared in nine games...Missed all of 2013 with a foot injury suffered in training camp...Inactive for all 16 games in 2014.

2014: Spent the entire season on the active roster...Inactive for all 16 games.

2013: Suffered a foot injury during training camp and was placed on the reserve/injured list on Aug. 31.

2012: Dressed for 14 games and played in nine, with one start...Inactive for two others...**(10/14)** at Atl.: Made his NFL debut on special teams...**(11/11)** at Bal.: Played most of the fourth quarter, taking his first snaps on the offensive line...Began at guard before moving to tackle...**(11/18)** vs. NO: Saw several snaps as a blocking tight end, helping RB Marcel Reece to 103 yards on the ground...**(12/16)** vs. KC: As a blocking tight end, helped pave path for 203 rushing yards, including 110 from RB Darren McFadden, in the 15-0 win...**(12/23)** at Car.: Saw spot duty as a blocking tight end, then played the final two series at right guard for an injured G Mike Brisiel...**(12/30)** at SD: Made his first career start, playing 37 snaps while alternating at right guard...Helped protect QB Terrelle Pryor in his first NFL start, shutting out a Chargers defense that had piled up 11 sacks the week before.

COLLEGE: Started final 38 games at right tackle, playing in 48 career contests at Utah...As a senior, earned first-team All-Pac-12 honors after starting 12 games...Named to preseason watch lists for Outland Trophy and Lowe's Senior CLASS Award...Graded a team-high and career-best 85 percent for blocking consistency...As a junior, named second-team All-Mountain West Conference by league's coaches and media...Started all 13 games at right tackle, grading out at 83 percent...Posted 15 TD blocks and 48 knockdowns as part of an offensive line that ranked 13th in the nation by allowing just 12 quarterback sacks...Had a season-high 87-percent grade and two TD-resulting blocks vs. San Diego State...Helped offense average 389.0 yards per game...Helped Utes rank 23rd nationally in scoring (33.1 points per game)...As a sophomore academic all-conference player, started all 13 games at right tackle...Produced 41 knockdowns and delivered 12 TD blocks...Helped Utes average 389.5 yards per game and allow just 20 sacks...Returned from his LDS mission and saw action in 12 games as a freshman...Earned first career start when he lined up at left tackle vs. UNLV, finishing with two knockdowns and one TD block...Named to honor roll and academic all-conference...Chemical engineering major.


PERSONAL: Attended Skyline High School in Salt Lake City, Utah...An all-state selection in 2004, adding Region III Player of the Year and team Most Valuable Player honors...Served as team captain...Led team to region title and state semifinals...Led team to state finals as a sophomore and junior...Also lettered three years in basketball and twice in track...A three-time honor-roll student and an academic all-state pick, also received a Scholar Leader Athlete nomination from the National Football Foundation and College Hall of Fame...Brother-in-law, Paul Kruger, plays for the Cleveland Browns...Served an LDS mission for two years...Participated in the NFL Play 60 Character/Youth Football Camp in 2013 and 2014, helping children with their football skills and passed on messages of teamwork, hard work and leadership...Joined fellow offensive lineman in assisting the Youth Football Clinic—City of Oakland Parks and Recreation...Volunteered at the Gatorade Junior Training Camp in San Leandro, Calif, in November 2012.

AT A GLANCE

- The first player drafted in the tenure of General Manager Reggie McKenzie, selected as the last pick in the third round, a compensatory selection awarded by the NFL.
- Inactive for all 16 games in 2014.
- Closed his college career by starting 38 straight games over his final three seasons.
- Brother-in-law, Paul Kruger, plays for the Cleveland Browns.

TONY BERGSTROM'S GAMES PLAYED/STARTED

Year	Team	GP	GS
2012	Oakland	9	1
2013	Oakland (RESERVE/INJURED LIST - FOOT)		
2014	Oakland	0	0
Totals		9	1



Brice BUTLER

12

WIDE RECEIVER | 6-3 | 215 | SAN DIEGO STATE
ACQUIRED: D7a-'13 | NFL EXP.: 3 | RAIDERS EXP.: 3
HOMETOWN: NORCROSS, GA.
BORN: 01/29/90

TRANSACTIONS: Selected by Oakland Raiders in the seventh round (209th overall) of the 2013 NFL Draft, April 27, 2013.

CAREER: Explosive wide receiver enters third season with the Silver and Black...Saw action in career-high 15 games last season...Set new personal records in 2014 with 21 receptions for 280 yards (13.3 avg.) and two TDs...Hauled in receptions of 45-plus yards in back-to-back games (Oct. 12, 2014 and Oct. 19, 2014)...Made strides as a rookie in 2013, appearing in 10 games with two starts...Career totals include 25 games played, two starts, 30 receptions for 383 yards (12.8 avg.) and two TDs.

2014: Played in 15 games, his most in a single season, and emerged as an explosive threat with 21 receptions for 280 yards (13.3 avg.) and two TDs...**(9/14) vs. Hou.:** Saw first action of the season, entering the game as a reserve receiver...Recorded his first catch of the season for -2 yards in the third quarter...**(9/28) vs. Mia.:** Made two 15-yard receptions, both for first downs, in the second half against the Dolphins...Finished with two catches for 30 yards...**(10/12) vs. SD:** Tied single-game high with three receptions and set a new personal best with 64 receiving yards (21.3 avg.)...Caught a pass from QB Derek Carr over the middle and outraced the Chargers secondary for a 47-yard TD reception, his first career TD...**(10/19) vs. Ari.:** Set a new career long with his lone reception of the day, a 55-yarder from Carr, which moved the Raiders inside the red zone and led to the team's only TD of the game...**(10/26) at Cle.:** Saw action as a reserve and caught one pass for nine yards...**(11/2) at Sea.:** In the third quarter, recovered a blocked punt in the end zone for his second career TD, and first via a fumble, after DE Denico Autry batted down a P Jon Ryan effort...Marked his second career fumble recovery on special teams...Caught two passes for 20 yards...**(11/9) vs. Den.:** Reached the end zone on a 5-yard TD pass from Carr...Finished with two receptions for 12 yards and one TD...**(11/16) at SD:** Targeted three times, finishing with one reception for 15 yards...**(11/20) vs. KC:** Caught two passes for 21 yards in the Raiders' first win of the season...Had an 11-yard reception on the game-winning drive, setting up a crucial conversion on third-and-1...**(11/30) at StL.:** Recorded two receptions for 27 yards...**(12/14) at KC:** Hauled in all three passes thrown his way for 23 yards...**(12/28) at Den.:** Recorded one catch for six yards in the season finale.

AT A GLANCE

- Played in a career-high 15 games in 2014, setting new personal bests with 21 catches for 280 yards (13.3 avg.) and two TDs.
- Appeared in 10 games, starting two, as a rookie, totaling nine catches for 103 yards (11.4 avg.).
- Scored the Raiders' only special teams TD of the season at Seattle on Nov. 2, 2014, recovering a blocked punt in the end zone.
- Played one year at San Diego State after playing three years at USC.
- Father, Bobby, played 12 years in the NFL with the Atlanta Falcons (1981-92).

2013: Played in 10 games, starting two, as a rookie and posted nine catches for 103 yards...**(9/8) at Ind.:** Made his NFL debut and hauled in one reception for eight yards...**(9/15) vs. Jac.:** Posted two catches for 18 yards in the 19-9 victory...**(9/23) vs. Den.:** Had biggest NFL game of his rookie campaign, as he started and hauled in three passes for 54 yards, including a 29-yard reception on the final drive of the first half...**(9/29) vs. Was.:** Hauled in one catch for six yards, a third-down conversion on Oakland's first-quarter scoring drive...**(10/6) vs. SD:** Recorded one catch, a 20-yarder to convert a third-and-14 on the Raiders' fourth-quarter FG drive...**(10/13) at KC:** Posted one catch for five yards...**(11/24) vs. Ten.:** Saw action at wide receiver and on special teams...Recovered WR Jacoby Ford's fumble on a punt return to retain possession.

COLLEGE: Played one year at San Diego State after transferring from USC...Was eligible to play right away as a senior instead of redshirting because he had already earned his bachelor's degree...As a senior, played in 13 games and ranked second on the team with 24 catches for 347 yards...Also ranked second on the team with four TD receptions...Played in 36 games in three years at USC...Appeared in 11 games as a junior, catching 12 passes for 150 yards...Played in 12 games as a sophomore...Caught nine passes for 112 yards and one TD...Played in 13 games with one start as a redshirt freshman...Earned ESPN.com Pac-10 All-Freshman team honors...Totaled 20 receptions for 292 yards and two TDs...Majored in public policy, management and planning at USC.

PERSONAL: Attended Norcross (Ga.) High School...Had 1,186 receiving yards and 15 TDs as a senior in 2007...Earned SuperPrep All-American, PrepStar All-American, ESPN 150, SuperPrep Elite 50, PrepStar Dream Team, SuperPrep All-Dixie, PrepStar All-Southeast and Atlanta Journal Constitution Super Southern 100 honors...Totaled 35 receptions for 680 yards and nine TDs as a junior...Has been an active participant in community events since joining the team, taking part in various activities throughout the Bay Area, including the American Heart Association Play 60 Challenge where Raiders players participated in classroom activities that emphasized physical activity with students and teachers...Participated in numerous school visits advocating for healthy living and exercise...Participated in team hospital visits, the Fuel Up to Play 60 event and the Holiday Hat Drive last season...Father, Bobby, was an All-American cornerback at Florida State in 1980 and played 12 years in the NFL with the Atlanta Falcons (1981-92)...Brother, Benton, played basketball at Fordham (2007-10)

SINGLE-GAME HIGHS: RECEIVING: Receptions – 3, three times; last: 12/14/14 at KC. Yards – 64, 10/12/14 vs. SD. Long – 55, 10/19/14 vs. Ari. Touchdowns – 1, two times; last: 11/9/14 vs. Den.

BRICE BUTLER'S CAREER STATISTICS


Year	Team	GP	GS	RECEIVING					RUSHING					TOTAL OFFENSE
				Rec.	Yds	Avg.	Lg	TD	Att.	Yds	Avg.	Lg	TD	
2013	Oakland	10	2	9	103	11.4	29	0	0	0	-	-	0	103
2014	Oakland	15	0	21	280	13.3	55	2	0	0	-	-	0	280
Totals		25	2	30	383	12.8	55	2	0	0	-	-	0	383

BRICE BUTLER GAME-BY-GAME
2014, OAKLAND

Date	Opp.	GP	GS	RECEIVING					TD	RUSHING					TOTAL OFFENSE
				Rec.	Yds	Avg.	Lg			Att.	Yds	Avg.	Lg	TD	
9/7	at NYJ-L					(INACTIVE)									
9/14	Hou-L	1	0	1	-2	-2.0	-2	0	0	0	0	-	-	0	-2
9/21	at NE-L	1	0	0	0	-	-	0	0	0	0	-	-	0	0
9/28	Mia-L	1	0	2	30	15.0	15	0	0	0	0	-	-	0	30
10/12	SD-L	1	0	3	64	21.3	47t	1	0	0	0	-	-	0	64
10/19	Ari-L	1	0	1	55	55.0	55	0	0	0	0	-	-	0	55
10/26	at Cle-L	1	0	1	9	9.0	9	0	0	0	0	-	-	0	9
11/2	at Sea-L	1	0	2	20	10.0	12	0	0	0	0	-	-	0	20
11/9	Den-L	1	0	2	12	6.0	7	1	0	0	0	-	-	0	12
11/16	at SD-L	1	0	1	15	15.0	15	0	0	0	0	-	-	0	15
11/20	KC-W	1	0	2	21	10.5	11	0	0	0	0	-	-	0	21
11/30	at StL-L	1	0	2	27	13.5	17	0	0	0	0	-	-	0	27
12/7	SF-W	1	0	0	0	-	-	0	0	0	0	-	-	0	0
12/14	at KC-L	1	0	3	23	7.7	11	0	0	0	0	-	-	0	23
12/21	Buf-W	1	0	0	0	-	-	0	0	0	0	-	-	0	0
12/28	at Den-L	1	0	1	6	6.0	6	0	0	0	0	-	-	0	6
Totals		15	0	21	280	13.3	55	2	0	0	0	-	-	0	280

2013, OAKLAND

Date	Opp.	GP	GS	RECEIVING					TD	RUSHING					TOTAL OFFENSE
				Rec.	Yds	Avg.	Lg			Att.	Yds	Avg.	Lg	TD	
9/8	at Ind-L	1	0	1	8	8.0	8	0	0	0	0	-	-	0	8
9/15	Jac-W	1	0	2	10	5.0	9	0	0	0	0	-	-	0	10
9/23	at Den-L	1	1	3	54	18.0	29	0	0	0	0	-	-	0	54
9/29	Was-L	1	1	1	6	6.0	6	0	0	0	0	-	-	0	6
10/6	SD-W	1	0	1	20	20.0	20	0	0	0	0	-	-	0	20
10/13	at KC-L	1	0	1	5	5.0	5	0	0	0	0	-	-	0	5
10/27	Pit-W	1	0	0	0	-	-	0	0	0	0	-	-	0	0
11/3	Phi-L					(INACTIVE)									
11/10	at NYG-L					(DID NOT PLAY)									
11/17	at Hou-W	1	0	0	0	-	-	0	0	0	0	-	-	0	0
11/24	Ten-L	1	0	0	0	-	-	0	0	0	0	-	-	0	0
11/28	at Dal-L					(INACTIVE)									
12/8	at NYJ-L	1	0	0	0	-	-	0	0	0	0	-	-	0	0
12/15	KC-L					(INACTIVE)									
12/22	at SD-L					(INACTIVE)									
12/29	Den-L					(INACTIVE)									
Totals		10	2	9	103	11.4	5	0	0	0	0	-	-	0	103



Derek CARR

4

QUARTERBACK | 6-3 | 215 | FRESNO STATE
ACQUIRED: D2-'14 | NFL EXP.: 2 | RAIDERS EXP.: 2
HOMETOWN: BAKERSFIELD, CALIF.
BORN: 03/28/91

TRANSACTIONS: Selected by Oakland Raiders in the second round (36th overall) of the 2014 NFL Draft, May 9, 2014.

2014: Posted one of the most prolific rookie seasons in NFL history, going 348-of-599 (58.1 percent) with 3,270 passing yards, 21 TDs, 12 INTs and a passer rating of 76.6...Named to Sports Illustrated's All-Rookie Team...Started all 16 games, becoming the first Raiders rookie and 14th NFL rookie (since 1978) to do so...Finished the season ranked second all-time in completions and attempts by a rookie...Tied (with Cam Newton) for the fifth most passing TDs by a rookie...Fourth rookie quarterback to throw at least 20 TDs with 12-or-fewer INTs in a season...**(9/7) at NYJ:** Became the first rookie in franchise history to start at quarterback in Week 1...Went 20-for-32 passing (62.5 percent) for 151 yards, two TDs and a passer rating of 94.7...Started the game nearly perfect, going 7-for-7 for 53 yards and one TD...Threw first career TD pass to WR Rod Streater for a 12-yard score...Passer rating of 94.7 was 12th highest in a debut for a Raiders quarterback, third highest among rookies in their debuts...**(9/14) vs. Hou.:** Finished with 263 yards on 27-of-43 passing (64.3 percent), one TD and two INTs...Added 58 yards on four rushing attempts (14.5 avg.), including a 41-yard run that was the second longest by a Raider quarterback since 2000...

(9/28) vs. Mia.: Completed 16-of-25 passes for 146 yards, one TD and one INT before leaving the game with an injury...Added two rushing attempts for nine yards (4.5 avg.)...**(10/12) vs. SD:** Completed 18-of-34 passes for 282 yards, four TDs and one INT for a passer rating of 107.7, his first rating over 100 points...Four TDs are the most ever by a Raider rookie and tied for second most by a rookie in NFL history...Had two TD passes of 40-plus yards, a 47-yarder to WR Brice Butler and a 77-yard TD pass to WR Andre Holmes...**(10/19) vs. Ari.:** Completed 16-of-28 passes for 173 yards and was sacked once...**(10/26) at Cle.:** Completed 34-of-54 passes (60.7 percent) for 328 yards with one TD...Became the most prolific rookie passer in franchise history, passing QB Matt McGloin to set the records for starts, passing TDs and completions...Recorded the first 300-yard passing game by a rookie in franchise history and the first since QB Carson Palmer in 2012...**(11/9) vs. Den.:** Completed 30-of-47 passes for 192 yards, two TDs and two INTs...Passed Tom Flores (1960) for the most passing TDs and yards by a Raider in his first season of action...**(11/20) vs. KC:** Earned first NFL win with a 17-play, 80-yard game-winning drive capped off by a 9-yard TD pass to WR James Jones...Became first rookie in franchise history to record a fourth-quarter comeback and game-winning drive...**(12/7) vs. SF:** Finished 22-of-28 for 254 yards with three TDs and a passer rating of 140.2, earning the NFL's Pepsi Rookie of the Week...Posted the seventh-best single-game passer rating in franchise history (min. 20 att.) and the sixth-best single-game rating by a rookie since 1960 (min. 20 att.)...Also set new career highs for completion percentage (78.6) and yards per attempt (9.1)...**(12/14) at KC:** Completed 27-of-56 passes (48.2 percent) for 222 yards and one TD...Set career high for attempts (57), the third most ever attempted in a single game by an NFL rookie...One of four rookie quarterbacks in history with at least two games of 50-plus attempts...**(12/21) vs. Buf.:** Finished 17-of-34 for 214 yards with two TDs and a passer rating of 89.6...Eclipsed the 3,000-yard mark, becoming the 13th NFL rookie and eighth different Raider (15th occurrence) to accomplish the feat...Threw his 20th TD to FB/RB Jamize Olawale for a 1-yard score, making him the eighth rookie since 1950 to throw 20 TDs...Completed two passes of 50-plus yards, one to WR Kenbrell Thompson for 50 yards and another to WR Andre Holmes for 51 yards...Marked his sixth game with at least 30 attempts and no INTs, tying him with QB Andy Dalton for the most by a rookie...**(12/28) at Den.:** Completed 18-of-36 passes for 158 yards with one TD and one INT...Threw an INT on his final attempt of the season, ending a streak of 176 consecutive pass attempts without a pick.



AT A GLANCE

- Started all 16 games as a rookie, setting-franchise rookie records in every major passing category.
- Finished the campaign 348-of-599 (58.1 percent) passing with 3,270 passing yards, 21 TDs, 12 INTs and a passer rating of 76.6.
- Ranks near the top of multiple all-time NFL rookie passing lists with 348 completions (second), 599 attempts (second) and 21 passing TDs (fifth).
- Two-time Mountain West Offensive Player of the Year, becoming the third player in league history to win the award in back-to-back seasons and a two-time All-American selection, as a junior and senior.
- Established 27 school records and 21 Mountain West Conference records over his career, including yards (12,842), completions (1,086) and TDs (113).
- His older brother, David, also attended Fresno State and was the No. 1 overall selection by the Houston Texans in the 2002 NFL Draft.

...Recorded the first 300-yard passing game by a rookie in franchise history and the first since QB Carson Palmer in 2012...**(11/9) vs. Den.:** Completed 30-of-47 passes for 192 yards, two TDs and two INTs...Passed Tom Flores (1960) for the most passing TDs and yards by a Raider in his first season of action...**(11/20) vs. KC:** Earned first NFL win with a 17-play, 80-yard game-winning drive capped off by a 9-yard TD pass to WR James Jones...Became first rookie in franchise history to record a fourth-quarter comeback and game-winning drive...**(12/7) vs. SF:** Finished 22-of-28 for 254 yards with three TDs and a passer rating of 140.2, earning the NFL's Pepsi Rookie of the Week...Posted the seventh-best single-game passer rating in franchise history (min. 20 att.) and the sixth-best single-game rating by a rookie since 1960 (min. 20 att.)...Also set new career highs for completion percentage (78.6) and yards per attempt (9.1)...**(12/14) at KC:** Completed 27-of-56 passes (48.2 percent) for 222 yards and one TD...Set career high for attempts (57), the third most ever attempted in a single game by an NFL rookie...One of four rookie quarterbacks in history with at least two games of 50-plus attempts...**(12/21) vs. Buf.:** Finished 17-of-34 for 214 yards with two TDs and a passer rating of 89.6...Eclipsed the 3,000-yard mark, becoming the 13th NFL rookie and eighth different Raider (15th occurrence) to accomplish the feat...Threw his 20th TD to FB/RB Jamize Olawale for a 1-yard score, making him the eighth rookie since 1950 to throw 20 TDs...Completed two passes of 50-plus yards, one to WR Kenbrell Thompson for 50 yards and another to WR Andre Holmes for 51 yards...Marked his sixth game with at least 30 attempts and no INTs, tying him with QB Andy Dalton for the most by a rookie...**(12/28) at Den.:** Completed 18-of-36 passes for 158 yards with one TD and one INT...Threw an INT on his final attempt of the season, ending a streak of 176 consecutive pass attempts without a pick.

COLLEGE: Played four seasons at Fresno State, appearing in 44 games with 39 starts...Established 27 school records and 21 Mountain West Conference records over his career...Career totals include 12,842 passing yards on 1,086-of-1,630 passing (66.7 completion percentage), 113 TDs and 24 INTs...Added

190 rushing yards on 164 carries and five TDs on the ground...Holds school records in almost every major passing category, including yards (12,482), completions (1,086) and TDs (113)...Two-time Mountain West Offensive Player of the Year, becoming the third player in league history to win the award in back-to-back seasons...Two-time All-American selection as a junior and senior...Started all 13 games as a senior, and became the fourth quarterback in FBS history to throw for over 5,000 yards and 50 TDs in a season...Named the Mountain West Offensive Player of the Year for the second straight time and also garnered first-team All-Mountain West honors...Led the nation in total offense (5,199), total passing yards (5,082) and passing TDs (50)... Winner of the 2013 Sammy Baugh Award, which goes to the nation's top passer...His 50 TD passes tied for the fourth most in FBS single-season history...Established new league and school records for passing yards, attempts and TDs...Started 13 games as a junior...Named Mountain West Offensive Player of the Year...Was an unanimous first-team All-MWC selection...Threw for 4,104 yards on 344-of-511 passing with 37 TDs...His 37 TD passes tied for No. 3 in the FBS...Ranked eighth nationally and first in the Mountain West with 315.7 passing yards per game...Was a three-time Mountain West Offensive Player of the Week, three-time MAACO Bowl Las Vegas Mountain West Player of the Week and twice honored as the Manning Award quarterback of the week...Started all 13 games as a sophomore...Second-team All-WAC selection...Threw for 3,544 yards on the season, the most ever by a Bulldog sophomore...Led the WAC in passing yards...Added 26 TD passes against nine INTs and completed 62.6 percent of his passes...Redshirted as a true sophomore...Saw limited action in five games as a freshman...Completed 10-of-14 passes on the season for 112 yards...Majoried in recreation administration and leisure services management.

PERSONAL: Attended Bakersfield (Calif.) Christian High School...Was rated as the 12th-best quarterback in the nation... Named the Private School National Player of the Year...Played two seasons of high school football in the Houston area before moving back to his hometown of Bakersfield, Calif., the summer before his senior year...Guided his team to a 12-1 record and threw for 4,067 yards and 46 TDs as a senior, leading the team to the Division V Central Section title...Ranked third in California and 11th in the nation for high school quarterbacks in passing yards...Both brothers, Darren and David, played Division I football...David was a quarterback at Fresno State, the 2001 Johnny Unitas Award winner and the No. 1 overall NFL pick in 2002 by the Houston Texans and played in the NFL for 11 seasons...Darren was a defensive lineman at Houston.

SINGLE-GAME HIGHS: PASSING: Attempts – 56, 12/14/14 at KC. Completions – 34, 10/26/14 at Cle. Yards – 328, 10/26/14 at Cle. Long – 77t, Touchdowns – 4, 10/12/14 vs. SD. Interceptions – 2, four times; last: 11/30/14 at StL. 10/12/14 vs. SD. Rating – 140.2, 12/7/14 vs. SF. RUSHING: Attempts – 4, two times; last: 12/21/14 vs. Buf. Yards – 58, 9/14/14 vs. Hou. Long – 41, 9/14/14 vs. Hou.


DEREK CARR'S CAREER STATISTICS

		PASSING											RUSHING					
Year	Team	GP	GS	Att.	Comp.	Yds	Pct.	Yds/Att.	TD	Int.	Lg	Sk/Lst	Rtng	Att.	Yds	Avg.	Lg	TD
2014	Oakland	16	16	599	348	3,270	58.1	5.5	21	12	77t	24/149	76.6	29	92	3.2	41	0
Totals		16	16	599	348	3,270	58.1	5.5	21	12	77t	24/149	76.6	29	92	3.2	41	0

DEREK CARR GAME-BY-GAME

2014, OAKLAND

								PASSING						RUSHING					
Date	Opp.	GP	GS	Att.	Comp.	Yds	Pct.	Yds/Att.	TD	Int.	Lg	Sk/Lst	Rtng	Att.	Yds	Avg.	Lg	TD	
9/7	at NYJ-L	1	1	32	20	151	62.5	4.7	2	0	30t	2/18	94.7	1	-1	-1.0	-1	0	
9/14	Hou-L	1	1	42	27	263	64.3	6.3	1	2	42	0/0	69.8	4	58	14.5	41	0	
9/21	at NE-L	1	1	34	21	174	61.8	5.1	0	1	29	0/0	62.6	0	0	-	-	0	
9/28	Mia-L	1	1	25	16	146	64.0	5.8	1	1	30	1/3	76.4	2	9	4.5	8	0	
10/12	SD-L	1	1	34	18	282	52.9	8.3	4	1	77t	0/0	107.7	1	2	2.0	2	0	
10/19	Ari-L	1	1	28	16	173	57.1	6.2	0	0	55	1/9	75.4	2	2	1.0	3	0	
10/26	at Cle-L	1	1	54	34	328	63.0	6.1	1	0	31	4/17	86.0	1	2	2.0	2	0	
11/2	at Sea-L	1	1	41	24	194	58.5	4.7	2	2	23	1/5	66.5	2	9	4.5	7	0	
11/9	Den-L	1	1	47	30	192	63.8	4.1	2	2	28	0/0	68.8	0	0	-	-	0	
11/16	at SD-L	1	1	34	16	172	47.1	5.1	0	0	35	2/10	62.4	2	0	0.0	0	0	
11/20	KC-W	1	1	35	18	174	51.4	5.0	1	0	37	1/2	75.2	3	2	0.7	2	0	
11/30	at StL-L	1	1	39	24	173	61.5	4.4	0	2	18	3/23	50.5	1	1	1.0	1	0	
12/7	SF-W	1	1	28	22	254	78.6	9.1	3	0	27	1/9	140.2	2	2	1.0	11	0	
12/14	at KC-L	1	1	56	27	222	48.2	4.0	1	0	33	4/20	64.7	1	0	0.0	0	0	
12/21	Buf-W	1	1	34	17	214	50.0	6.3	2	0	51	1/7	89.6	4	0	0.0	0	0	
12/28	at Den-L	1	1	36	18	158	50.0	4.4	1	1	46	3/26	59.7	3	6	2.0	5	0	
Totals		16	16	599	348	3,270	58.1	5.5	21	12	77t	24/149	76.6	29	92	3.2	41	0	



TJ
CARRIE

38

CORNERBACK | 6-0 | 205 | OHIO
ACQUIRED: D7a-'14 | NFL EXP.: 2 | RAIDERS EXP.: 2
HOMETOWN: ANTIOCH, CALIF.
BORN: 03/28/91

TRANSACTIONS: Selected by Oakland Raiders in the seventh round (219th overall) of the 2014 NFL Draft, May 10, 2014.

2014: Key contributor on defense and special teams as a rookie, playing in 13 games with four starts...Totalled 48 tackles (40 solo), one INT, 12 passes defended, one forced fumble and one fumble recovery...Also handled kicking returning duties, bringing back 26 punts for 195 yards (7.5 avg.) and 15 kickoffs for 362 yards (24.1 avg.)...(9/7) at NYJ: Made his NFL debut, seeing significant action at cornerback in nickel situations...Forced and recovered a fumble by QB Geno Smith deep in Raiders territory, turning the ball over at the 4-yard line...Credited with four tackles (three)...(9/28) vs. Mia.: Recorded first career INT, picking off a QB Ryan Tannehill pass and returning it 28 yards in the third quarter...Credited with four solo tackles...(10/12) vs. SD: Made first career start and posted four tackles (three)...Notched four passes defended...Returned kickoffs for the first time, returning three kicks for 85 yards with a long return of 38 yards...(10/19) vs. Ari.: Totalled eight tackles (seven) and one pass defended...Broke up a fourth-down pass intended for TE John Carlson to force a turnover on downs...(11/2) vs. Sea.: Knocked away a first-quarter pass from QB Russell Wilson, giving him seven passes defended on the season to set a Raiders rookie mark...Returned a third-quarter punt 27 yards to the Seahawks' 30-yard line, setting up Oakland's first TD drive...Also registered a season-long 42-yard kickoff return at the end of the second quarter...(11/16) at SD: Made third start of the season, opening the game as part of the nickel package...Posted five tackles (three) and one pass defended...(12/7) vs. SF: Racked up seven solo tackles, tying a personal high...(12/21) vs. Buf.: Started at cornerback in place of an injured CB Tarell Brown...Posted four tackles (three) and two passes defended.

AT A GLANCE

- Appeared in 13 games, with four starts, as a rookie in 2014, totaling 48 tackles (40 solo), one INT, 12 passes defended, one forced fumble and a fumble recovery.
- Earned first-team All-MAC honors as a punt returner and third-team All-MAC honors as a senior at Ohio.
- Totalled 165 tackles (108 solo), nine INTs, 36 passes defended, three sacks and two forced fumbles over his career.
- Prepped at De La Salle High School in Concord, Calif., helping the team win the state championship his senior year.

COLLEGE: Played four seasons at Ohio University...Appeared in 50 games with 36 starts, contributing on defense and special teams...Totalled 165 tackles (108 solo), nine INTs, 36 passes defended, three sacks and two forced fumbles over his career...Also served as the team's punt returner, racking up 659 return yards on 56 returns with one TD...Played in 13 games in 2013, starting 11...Tied a career high with four INTs, two of which he returned for TDs...Named to All-MAC First Team as punt returner after he led the league with a 12.7 punt return average...Earned All-MAC Third-Team honors as a cornerback...Earned a medical redshirt in 2012 after he suffered a season-ending injury in preseason camp...Played in 14 games in 2011, starting 12...Recorded career highs in tackles (49), passes defended (17) and INTs (four)...Named All-MAC Second Team, Phil Steele All-MAC Second Team and Collegesportsmadness.com All-MAC Second Team...Started all 12 games in 2010...Finished the season with 39 tackles (25), two forced fumbles, five passes defended and 19 punt returns for 197 yards...Redshirted in 2009...Played in 11 games as a true freshman in 2008...Totalled 35 tackles (17) and one INT.

PERSONAL: Attended De La Salle High School in Concord, Calif...Lettered for two seasons on state championship team...Totalled 90 tackles, two forced fumbles, two INTs and 10 pass deflections...Also blocked one punt...Voted first-team all-conference as a senior...Honor roll student...Active in the Northern California community, helping refurbish the playground at Emerson Elementary in 2015...As a rookie, participated in Clorox Clean Classrooms, Toys for Tots drives and the NFL Play 60 Character Camp...Represented the Raiders in presenting High School Coach of the Week honors at Skyline High School and Castlemont High School...Brother, Domonick, played football at Portland State...Brother, Eric, played football at New Mexico State.

SINGLE-GAME HIGHS: TACKLES: Total – 8, 10/19/14 vs. Ari. Solo – 7, twice; last: 12/7/14 vs. SF. Interceptions – 1, 9/28/14 vs. Mia. Passes defended – 4, 10/12/14 vs. SD.



TJ CARRIE'S CAREER STATISTICS

Year	Team	GP	GS	TACKLES					Yds	INTERCEPTIONS					FUMBLES		
				Tot.	Solo	Asst.	Sacks			No.	Yds	Lg	TD	PD	FF	FR	Yds
2014	Oakland	13	4	48	40	8	0.0		0.0	1	28	28	0	12	1	1	0
Totals		13	4	48	40	8	0.0		0.0	1	28	28	0	12	1	1	0

TJ CARRIE GAME-BY-GAME
2014, OAKLAND

Date	Opp.	GP	GS	TACKLES					Yds	No.	INTERCEPTIONS					FUMBLES		
				Tot.	Solo	Asst.	Sacks				Yds	Lg	TD	PD		FF	FR	Yds
9/7	at NYJ-L	1	0	4	3	1	0.0	0	0	0	-	0	0	0		1	1	0
9/14	Hou-L	1	0	0	0	0	0.0	0	0	0	-	0	0	0		0	0	0
9/21	at NE-L	1	0	4	4	0	0.0	0	0	0	-	0	1	0		0	0	0
9/28	Mia-L	1	0	4	4	0	0.0	0	1	28	28	0	0	0		0	0	0
10/12	SD-L	1	1	4	3	1	0.0	0	0	0	-	0	4	0		0	0	0
10/19	Ari-L	1	0	8	7	1	0.0	0	0	0	-	0	1	0		0	0	0
10/26	at Cle-L	1	0	0	0	0	0.0	0	0	0	-	0	0	0		0	0	0
11/2	at Sea-L	1	1	3	1	2	0.0	0	0	0	-	0	2	0		0	0	0
11/9	Den-L			(INACTIVE - ANKLE)														
11/16	at SD-L	1	1	5	4	1	0.0	0	0	0	-	0	1	0		0	0	0
11/20	KC-W			(INACTIVE - ANKLE)														
11/30	at StL-L	1	0	1	1	0	0.0	0	0	0	-	0	0	0		0	0	0
12/7	SF-W	1	0	7	7	0	0.0	0	0	0	-	0	0	0		0	0	0
12/14	at KC-L	1	0	4	3	1	0.0	0	0	0	-	0	1	0		0	0	0
12/21	Buf-W	1	1	4	3	1	0.0	0	0	0	-	0	2	0		0	0	0
12/28	at Den-L			(INACTIVE - ANKLE)														
Totals		13	4	48	40	8	0.0	0.0	1	28	28	0	12		1	1	0	



Chimdi CHEKWA

35

CORNERBACK | 6-0 | 190 | OHIO STATE
ACQUIRED: FA-'15 | NFL EXP.: 4 | RAIDERS EXP.: 4
HOMETOWN: CLERMONT, FLA.
BORN: 01/07/88

TRANSACTIONS: Selected by Oakland Raiders in the fourth round (113th overall) of the 2011 NFL Draft, April 30, 2011... Waived by Raiders, Sept. 1, 2012... Signed by Raiders to practice squad, Sept. 3, 2012... Signed by Raiders to active roster, Dec. 10, 2012... Re-signed by Raiders as an exclusive-rights free agent, March 5, 2014... Signed by New England Patriots as an unrestricted free agent, March 12, 2015... Released by Patriots, May 18, 2015... Signed by Raiders as a free agent, May 20, 2015.

CAREER: A promising defensive back and key contributor on special teams, has appeared in 32 games with four starts over four seasons with Oakland... Career totals include 35 tackles (26 solo) and six passes defended... Spent part of the 2015 offseason with New England after appearing in 10 games for the Raiders in 2014... Re-joined the Silver and Black as a free agent on May 20... Appeared in a career-high 15 games in 2013... Spent most of his 2012 campaign on the Raiders' practice squad before a late-season promotion... Had his 2011 rookie season cut short due to hamstring injury, after playing in four games with one start.

2014: Special teams standout saw significant action on defense early in the season before nagging knee and hamstring injuries limited his playing time... Played in 10 games with two starts, recording five tackles (two solo)... Also notched two passes defended... Paced the team with nine special teams tackles... **(9/14) vs. Hou.:** Made season debut, starting at left cornerback in a nickel package... **(9/28) vs. Mia.:** Started at cornerback and recorded two solo tackles... **(10/26) at Cle.:** Saw brief action on special teams before leaving the game due to a hamstring injury... **(11/16) at SD:** Returned from a hamstring injury to notch two special teams tackles in punt coverage... Downed a fourth-quarter punt at San Diego's 1-yard line... **(11/20) vs. KC:** Posted one special teams tackle in punt coverage... Also downed a third-quarter punt on the Kansas City 10-yard line... **(11/30) at StL.:** Put together an outstanding effort on special teams, notching a career-high three special teams tackles... Downed a second-quarter punt on the St. Louis 6-yard line... **(12/7) vs. SF:** Playing in place of an injured CB Tarell Brown, knocked away a late-second-quarter pass intended for WR Stevie Johnson... Also downed a second-quarter punt at the San Francisco 5-yard line... **(12/14) at KC:** Excelled on special teams, tying a career high with three tackles... Also downed a punt.

AT A GLANCE

- Name is pronounced CHIM-dee CHECK-wah.
- Appeared in 10 games with two starts for Oakland last season, notching five tackles (four solo) and two passes defended.
- Played in a career-high 15 games in 2013, making 21 tackles (15).
- A three-year starter at Ohio State, helped Buckeyes to four straight BCS bowls, including the national championship his freshman year.
- The youngest of six children, was raised by Nigerian-born parents.

2013: Reserve defensive back also contributed on special teams... Played in 15 games with one start, totaling a career-high 21 tackles (15 solo)... Posted six special teams tackles (five) with one fumble recovery... **(10/6) vs. SD:** Recovered a muffed punt in the second quarter, pouncing on the ball at San Diego's 22-yard line... **(11/3) vs. Phi.:** Notched a career-high two special teams tackles... **(11/10) at NYG:** Excelled on special teams, stopping a second-quarter punt from bouncing into the end zone that was eventually downed at the 3-yard line... **(11/17) at Hou.:** Saw limited action at cornerback... Combined for a special teams tackle with TE Mychal Rivera on kickoff coverage... **(11/24) vs. Ten.:** Saw time at cornerback in place of an injured CB Mike Jenkins... Posted first two solo tackles of the season... **(11/28) at Dal.:** Recorded a special teams tackle on punt coverage... **(12/8) at NYJ:** Contributed on a special teams tackle with LB Marshall McCadden on kickoff coverage... **(12/15) vs. KC:** Hauled in a 22-yard pass from FB Marcel Reece when left uncovered on the left side in punt formation... Reception gave Raiders a first down and set up offense at Kansas City's 33-yard line in the second quarter... Marked first career catch... **(12/22) at SD:** Saw most action of the season at cornerback, playing outside in nickel situations and playing briefly for an injured CB Tracy Porter... Totaled seven tackles (five)... Also notched a special teams tackle and a pass defended... **(12/29) vs. Den.:** Made second career start... Set a career high with 12 tackles (eight).

2012: Played in three games, the season's final three contests... Collected one tackle and one pass defended... Promoted from the practice squad on Dec. 10... Waived by the Raiders at the end of camp and signed to the practice squad two days later... **(12/16) vs. KC:** Promoted from the practice squad on Dec. 10 and recorded a tackle on a first-quarter kickoff... **(12/23) at Car.:** Forced a fumble on a punt return, stripping WR Joe Adams on a punt return just before teammate TE Richard Gordon recovered the fumble, setting up a FG.

2011: Played in four games with one start... Recorded eight tackles (six solo) and two passes defended... Placed on the reserve/injured list on Nov. 17 with a hamstring injury... **(9/12) at Den.:** Made NFL debut on Monday Night Football... **(9/18) at Buf.:** Credited with first career tackle... **(9/25) vs. NYJ:** Saw significant action at cornerback in a reserve role, posting four tackles and two passes defended, one in which he blanketed WR Plaxico Burress on a fourth-and-2 play, setting up an Oakland TD drive in the 34-24 win... **(10/2) vs. NE:** Made first career start, at cornerback.



COLLEGE: Played four years at Ohio State, helping Buckeyes to four straight BCS bowls, including a loss to LSU in the national championship to conclude his freshman year...Saw action in 52 career games with 38 starts...Finished college career with 145 tackles (115 solo), 35 passes defended, six INTs, one sack and two forced fumbles...As a senior, earned first-team All-American honors (Football Writers, Phil Steele) and second-team accolades from Walter Camp and Rivals.com...Also tabbed for third-team recognition from The NFL Draft Report and honorable-mention honors from Sports Illustrated...A semifinalist for the Jim Thorpe Award, presented to the nation's top defensive back, and the Chuck Bednarik Award, presented to the nation's best defensive player...Added first-team All-Big Ten honors from the league's coaches and media...Earned Academic All-Big Ten honors...Recipient of the Arnie Chonko Award, given by the Ohio State coaches to the team's most outstanding defensive back...Started all 13 games as a senior...Led the Buckeyes with three INTs, on a unit that led the Big Ten and ranked fourth in the nation in both total defense (262.2 yards per game) and pass defense (165.0), and finished fifth in the nation in scoring defense (14.3 points per game)...Started all 13 games as a junior, on a defense that ranked fifth in the nation in both total defense (262.3) and scoring defense (12.5)...Played in 13 games with 11 starts as a sophomore...Helped team rank sixth in the nation in scoring defense (13.9)...As a freshman, when Ohio State lost in the BCS national title contest, picked off a pass and led the team with nine passes defended, contributing to a unit that led the nation in total defense (233.0), scoring defense (12.7) and pass defense (150.1)...Lettered twice on the Ohio State track team...Part of Ohio State's 4x100 relay team that captured Big Ten Outdoor Track & Field championship in 2009...Majored in accounting.

PERSONAL: Attended East Ridge High School in Clermont, Fla. ...A two-time all-district choice, added first-team all-Central Florida and second-team all-state honors as a senior...As a senior, intercepted seven passes and recovered four fumbles...Also lettered four times as a sprinter for the East Ridge track team, receiving all-state accolades, and in basketball...The youngest of six children, was raised by Nigerian-born parents in a family of athletes...Father, Charles, played soccer on Nigeria's national team...Sister, Blessing, played basketball at Mississippi State, and another sister, Nonye, played volleyball at Warner State...Brother, Uche, ran track at Louisiana-Monroe...Another brother, Ike, played football at Texas State and in the Arena Football League...Another brother, Chima, is an actor and musician, after injuries ended his athletic endeavors...One of the team's most active community participants, teamed with the Greater Bay Area Chapter of Juvenile Diabetes Research Foundation in March 2013 to develop Camp One, a multi-sport clinic for boys and girls, ages 7-14...Worked with the children of Brookfield Elementary of Oakland for their Reading Partners program in October 2011, and in May 2013, appeared at an NFL-sponsored player development event for Oakland high-schoolers...In December 2013, teamed up with First Place for Youth in Oakland to gather and provide toys for the children and give back to the children during the holidays...Name is pronounced CHIM-dee CHECK-wah.

ADDITIONAL STATISTICS: Special teams tackles – 2 in 2011, 3 in 2012, 6 in 2013, 9 in 2014; NFL totals: 20. Special teams forced fumbles – 1 in 2012. Special teams fumble recoveries – 1 in 2013. Receptions – 1 in 2013. Receiving yards – 22 in 2013.

SINGLE-GAME HIGHS: TACKLES: Total – 12, 12/29/13 vs. Den. Solo – 8, 12/29/13 vs. Den. Passes defended – 2, 9/25/11 vs. NYJ.

CHIMDI CHEKWA'S CAREER STATISTICS

Year	Team	GP	GS	TACKLES					Yds	INTERCEPTIONS					FUMBLES		
				Tot.	Solo	Asst.	Sacks			No.	Yds	Lg	TD	PD	FF	FR	Yds
2011	Oakland	4	1	8	6	2	0.0	0.0	0.0	0	0	-	0	2	0	0	0
2012	Oakland	3	0	1	1	0	0.0	0.0	0.0	0	0	-	0	1	0	0	0
2013	Oakland	15	1	21	15	6	0.0	0.0	0.0	0	0	-	0	1	0	0	0
2014	Oakland	10	2	5	4	1	0.0	0.0	0.0	0	0	-	0	2	0	0	0
Totals		32	4	35	26	9	0.0	0.0	0.0	0	0	-	0	6	0	0	0

CHIMDI CHEKWA GAME-BY-GAME

2014, OAKLAND

Date	Opp.	GP	GS	Tot.	TACKLES					Yds	INTERCEPTIONS					FUMBLES		
					Solo	Asst.	Sacks				No.	Yds	Lg	TD	PD	FF	FR	Yds
9/7	at NYJ-L				(INACTIVE - KNEE)													
9/14	Hou-L	1	1	3	2	1	0.0	0.0	0.0	0	0	-	0	1	0	0	0	0
9/21	at NE-L				(INACTIVE - KNEE)													
9/28	Mia-L	1	1	2	2	0	0.0	0.0	0.0	0	0	-	0	0	0	0	0	0
10/12	SD-L	1	0	0	0	0	0.0	0.0	0.0	0	0	-	0	0	0	0	0	0
10/19	Ari-L	1	0	0	0	0	0.0	0.0	0.0	0	0	-	0	0	0	0	0	0
10/26	at Cle-L	1	0	0	0	0	0.0	0.0	0.0	0	0	-	0	0	0	0	0	0
11/2	at Sea-L				(INACTIVE - HAMSTRING)													
11/9	Den-L				(INACTIVE - HAMSTRING)													
11/16	at SD-L	1	0	0	0	0	0.0	0.0	0.0	0	0	-	0	0	0	0	0	0
11/20	KC-W	1	0	0	0	0	0.0	0.0	0.0	0	0	-	0	0	0	0	0	0
11/30	at StL-L	1	0	0	0	0	0.0	0.0	0.0	0	0	-	0	0	0	0	0	0
12/7	SF-W	1	0	0	0	0	0.0	0.0	0.0	0	0	-	0	1	0	0	0	0
12/14	at KC-L	1	0	0	0	0	0.0	0.0	0.0	0	0	-	0	0	0	0	0	0
12/21	Buf-W				(INACTIVE - HAMSTRING)													
12/28	at Den-L				(INACTIVE - HAMSTRING)													
Totals		10	2	5	4	1	0.0	0.0	0.0	0	0	-	0	2	0	0	0	0

GHIMDI CHEKWA GAME-BY-GAME
2013, OAKLAND

Date	Opp.	GP GS		Tot.	TACKLES				Yds	No.	INTERCEPTIONS				FUMBLES		
					Solo	Asst.	Sacks				Yds	Lg	TD	PD	FF	FR	Yds
9/8	at Ind-L	1	0	0	0	0	0.0	0.0	0	0	0	-	0	0	0	0	0
9/15	Jac-W	(INACTIVE)															
9/23	at Den-L	1	0	0	0	0	0.0	0.0	0	0	-	0	0	0	0	0	0
9/29	Was-L	1	0	0	0	0	0.0	0.0	0	0	-	0	0	0	0	0	0
10/6	SD-W	1	0	0	0	0	0.0	0.0	0	0	-	0	0	0	0	0	0
10/13	at KC-L	1	0	0	0	0	0.0	0.0	0	0	-	0	0	0	0	0	0
10/27	Pit-W	1	0	0	0	0	0.0	0.0	0	0	-	0	0	0	0	0	0
11/3	Phi-L	1	0	0	0	0	0.0	0.0	0	0	-	0	0	0	0	0	0
11/10	at NYG-L	1	0	0	0	0	0.0	0.0	0	0	-	0	0	0	0	0	0
11/17	at Hou-W	1	0	0	0	0	0.0	0.0	0	0	-	0	0	0	0	0	0
11/24	Ten-L	1	0	2	2	0	0.0	0.0	0	0	-	0	0	0	0	0	0
11/28	at Dal-L	1	0	0	0	0	0.0	0.0	0	0	-	0	0	0	0	0	0
12/8	at NYJ-L	1	0	0	0	0	0.0	0.0	0	0	-	0	0	0	0	0	0
12/15	KC-L	1	0	0	0	0	0.0	0.0	0	0	-	0	0	0	0	0	0
12/22	at SD-L	1	0	7	5	2	0.0	0.0	0	0	-	0	1	0	0	0	0
12/29	Den-L	1	1	12	8	4	0.0	0.0	0	0	-	0	0	0	0	0	0
Totals		15	1	21	15	6	0.0	0.0	0	0	-	0	1	0	0	0	0

2012, OAKLAND

		TACKLES								INTERCEPTIONS					FUMBLES		
Date	Opp.	GP	GS	Tot.	Solo	Asst.	Sacks	Yds	No.	Yds	Lg	TD	PD	FF	FR	Yds	
9/10	SD-L																
9/16	at Mia-L																
9/23	Pit-W																
9/30	at Den-L																
10/14	at Atl-L																
10/21	Jac-W																
10/28	at KC-W																
11/4	TB-L																
11/11	at Bal-L																
11/18	NO-L																
11/25	at Cin-L																
12/2	Cle-L																
12/6	Den-L																
12/16	KC-W	1	0	0	0	0	0.0	0.0	0	0	-	0	0	0	0	0	
12/23	at Car-L	1	0	0	0	0	0.0	0.0	0	0	-	0	1	0	0	0	
12/30	at SD-L	1	0	1	1	0	0.0	0.0	0	0	-	0	0	0	0	0	
Totals		3	0	1	1	0	0.0	0.0	0	0	-	0	1	0	0	0	

2011, OAKLAND

Date	Opp.	GP GS		Tot.	TACKLES				Yds	No.	INTERCEPTIONS				FUMBLES		
					Solo	Asst.	Sacks				Yds	Lg	TD	PD	FF	FR	Yds
9/12	at Den-W	1	0	0	0	0	0.0	0.0	0	0	-	0	0	0	0	0	0
9/18	at Buf-L	1	0	1	1	0	0.0	0.0	0	0	-	0	0	0	0	0	0
9/25	NYJ-W	1	0	4	2	2	0.0	0.0	0	0	-	0	2	0	0	0	0
10/2	NE-L	1	1	3	3	0	0.0	0.0	0	0	-	0	0	0	0	0	0
10/9	at Hou-W	(INACTIVE - HAMSTRING)															
10/16	Cle-W	(INACTIVE - HAMSTRING)															
10/23	KC-L	(INACTIVE - HAMSTRING)															
11/6	Den-L	(INACTIVE - HAMSTRING)															
11/10	at SD-W	(DID NOT PLAY)															
11/20	at Min-W	(RESERVE/INJURED LIST - HAMSTRING)															
11/27	Chi-W	(RESERVE/INJURED LIST - HAMSTRING)															
12/4	at Mia-W	(RESERVE/INJURED LIST - HAMSTRING)															
12/11	at GB-L	(RESERVE/INJURED LIST - HAMSTRING)															
12/18	Det-L	(RESERVE/INJURED LIST - HAMSTRING)															
12/24	at KC-W	(RESERVE/INJURED LIST - HAMSTRING)															
1/1/12	SD-L	(RESERVE/INJURED LIST - HAMSTRING)															
Totals		4	1	8	6	2	0.0	0.0	0	0	-	0	2	0	0	0	0



Jon CONDO

59

LONG SNAPPER | 6-3 | 240 | MARYLAND
ACQUIRED: FA-'06 | NFL EXP.: 9 | RAIDERS EXP.: 9
HOMETOWN: PHILLIPSBURG, PA.
BORN: 08/26/81

TRANSACTIONS: Signed by Dallas Cowboys as an undrafted free agent, April 29, 2005...Waived by Cowboys, Sept. 28, 2005...Signed by New England Patriots as a reserve/future free agent, Jan. 17, 2006...Waived by Patriots, Aug. 21, 2006...Signed by Oakland Raiders to practice squad, Nov. 30, 2006...Signed by Raiders as a reserve/future free agent, Jan. 3, 2007...Re-signed by Raiders as an exclusive-rights player, March 20, 2008...Re-signed by Raiders as an exclusive-rights player, March 16, 2009...Re-signed by Raiders as a restricted free agent, March 16, 2010...Re-signed by Raiders as an unrestricted free agent, July 31, 2011.

CAREER: Athletic veteran has handled all long-snapping duties for the Raiders the past eight seasons...Plays critical role in Oakland kicking game, which has featured K Sebastian Janikowski, P Shane Lechler and P Marquette King...Has earned a pair of Pro Bowl selections (2009, 2011)...Enters 2015 having played in 128 consecutive games.

2014: Snapped in all 16 games for the eighth straight season...Helped P Marquette King establish franchise records with 109 punts and 4,930 yards...Also recorded two special teams tackles and one fumble recovery...**(9/7) at NYJ:** Snapped on nine punts and two PATs...**(9/21) at NE:** Assisted on a tackle in punt coverage...**(9/28) vs. Mia.:** Pounced on a second-quarter fumble in punt coverage...Marked second career fumble recovery, both on special teams...**(10/12) vs. SD:** Assisted on a tackle in punt coverage...Downed a punt at the 10-yard line in the third quarter...**(10/19) vs. Ari.:** Snapped on two FGs, one from 53 yards out, and six punts...**(12/7) vs. SF:** Snapped on Janikowski's season-long 57-yard FG in the first quarter...**(12/14) at KC:** Snapped on a season-high 11 punts and two FG attempts...Assisted on a special teams tackle in punt coverage...**(12/21) vs. Buf.:** Snapped on six punts, helping P Marquette King become the first Raider to reach 100 punts in a season...Also snapped on five FG attempts, as Janikowski hit from 45, 36, 38, and 49 yards out...**(12/28) at Den.:** Snapped on nine punts in the season finale.

2013: Played in all 16 games, eclipsing the 100-game mark for his career...Served as special teams captain...Snapped for P Marquette King, who led the NFL with a 48.9-yard average per punt...Marked the third time he has snapped for a league leader in punting (Shane Lechler; 2007 and 2009)...**(9/8) at Ind.:** Played in 100th career game...Credited with an assisted tackle on special teams...**(9/15) vs. Jac.:** Notched a special teams stop for the second straight game...**(9/29) vs. Was.:** Played in 100th consecutive game, all with the Raiders...**(10/13) at KC:** Posted his third special teams tackle of the season, stopping PR Dexter McCcluster on a second-quarter punt...**(10/27) vs. Pit.:** Assisted on a tackle on punt coverage, combining with CB Taiwan Jones to tackle PR Antonio Brown in the third quarter...**(11/3) vs. Phi.:** Snapped on a season-long 53-yard FG by K Sebastian Janikowski...**(11/10) at NYG:** Recorded a fourth-quarter special teams tackle on punt coverage...**(11/28) at Dal.:** Posted a third-quarter special teams tackle on punt coverage...**(12/29) vs. Den.:** Downed a second-quarter punt on Denver's 11-yard line.

2012: Played in all 16 games...Was perfect on all 137 snaps, picked up five special teams tackles and recovered a muffed punt...Voted by his teammates as the annual Commitment to Excellence Award winner, which signifies excellence in work ethic, dedication and spirit on and off the field...**(9/10) vs. SD:** Sustained a concussion covering a punt early in second quarter and did not return...**(9/23) vs. Pit.:** Snapped for K Sebastian Janikowski's game-tying and game-ending FGs in fourth quarter of 34-31 win...**(10/21) vs. Jac.:** Voted a game-week captain prior to contest...**(10/28) at KC:** Posted his second career fumble recovery.



AT A GLANCE

- Durable veteran has handled all long-snapping duties for the Raiders the last eight seasons, snapping successfully for Pro Bowl specialists Sebastian Janikowski and Shane Lechler, as well as Marquette King, who led the NFL in punts with 109 in 2014.
- Has earned two trips to the Pro Bowl, in 2009 and 2011.
- Owns 39 career special teams tackles and two fumble recoveries.
- In college, was atop the depth chart at long snapper for 38 straight games at Maryland.
- Was a first-team all-state running back in high school, competing in Central Pennsylvania.

2011: Played in all 16 games for the fifth straight season, adding three solo tackles on special teams...Added to the AFC Pro Bowl roster as a need player...Snapped for K Sebastian Janikowski, who was selected for his first career Pro Bowl...Also snapped for Lechler, who posted the fourth highest punting average (50.8) in NFL history...Helped Janikowski achieve NFL Special Teams Player of the Month honors in both September and November...**(9/12) at Den.:** In 23-20 win, snapped on three FGs, including Janikowski's NFL-record-tying 63-yarder...Also initiated Lechler's 77-yard punt, tying a then-franchise mark...**(9/25) vs. NYJ:** Snapped on a 56-yard FG by Janikowski in 34-24 win...**(10/9) at Hou.:** Snapped on three FGs of 50-plus yards (54, 55, 50) by Janikowski, as Oakland tied the NFL single-game record for most FGs of 50-or-more yards...Janikowski's 55-yarder marked the longest kick in Reliant Stadium history...Also snapped on a fake punt advanced 35 yards by CB Rock Cartwright for a key first down in emotional win...**(10/16) vs. Cle.:** Snapped on a fake FG resulting in a 35-yard TD pass from Lechler to TE Kevin Boss, in 24-17 victory...**(11/27) vs. Chi.:** Part of re-

cord-setting kicking performances by both Janikowski and Lechler...Snapped on an 80-yard punt by Lechler, longest in franchise history...Also snapped on a team-record six FGs by Janikowski...(12/24) at KC: Snapped on the game-winning, 36-yard FG by Janikowski in overtime.

2010: Snapped for K Sebastian Janikowski, who set a franchise record with 142 points...Also snapped for P Shane Lechler, who was tabbed for first-team All-Pro honors by the Associated Press...Posted six tackles (five solo), one forced fumble and one fumble recovery on special teams...(9/12) at Ten.: Snapped on a season-long 68-yard punt by Lechler...Recorded two special teams tackles...(9/26) at Ari.: Snapped on three successful attempts, including a 54-yarder...Recovered a muffed punt that set up a first-quarter FG, and added a special teams tackle...(10/24) at Den.: Forced a fumble in punt coverage...Helped set an NFL record by snapping on eight successful PATS...(10/31) vs. Sea.: Snapped on four FGs, including a 49-yarder...(11/7) vs. KC: Snapped on three successful FGs, including game-tying 41-yarder with three seconds remaining in regulation, and 33-yard overtime winner...(12/26) vs. Ind.: Snapped on four successful FGs, including 59-yard FG that marked the third longest in Raiders history.

2009: Added to the AFC roster as a need player for the Pro Bowl in South Florida...Snapped for P Shane Lechler, who posted a 51.1-yard gross average, the second best mark in NFL history...Tied for third on the team with a career-high 10 special teams tackles...(9/20) at KC: Snapped on a 54-yard FG by Janikowski...(10/4) at Hou.: Posted two tackles (one solo) on special teams...(11/15) vs. KC: Assisted on two tackles on special teams...(11/22) vs. Cin.: Part of Janikowski's 33-yard game-winner with 15 seconds left...(12/13) vs. Was.: Snapped on a 54-yard FG by K Sebastian Janikowski...(12/20) at Den.: Initiated another 54-yard Janikowski FG...(12/27) at Cle.: Snapped on Janikowski's 61-yard FG, which set a then-Raiders record and marked the third longest FG in NFL history...(1/3/10) vs. Bal.: Successfully snapped on two FGs as Janikowski became the first Raider to reach 1,000 career points.

2008: Played in 16 games, handling all long-snapping duties and collecting four special teams tackles...(9/14) at KC: Snapped on a then-franchise-record 56-yard FG by K Sebastian Janikowski...(10/19) vs. NY: Snapped on Janikowski's 57-yard game-winner, longest overtime FG in NFL annals...(11/16) at Mia.: Contributed two special teams tackles...(12/21) vs. Hou.: Recorded two tackles on special teams.

2007: Earned roster spot out of training camp and played in all 16 games, handling all snaps and contributing six tackles on special teams...(9/9) vs. Det.: Made first appearance as a Raider.

2006 (with NE and Oak.): In training camp with New England...Was waived on Aug. 21, then signed to Raiders practice squad on Nov. 29.

2005 (with Dal.): Played in three games for Cowboys...Was waived on Sept. 28...(9/11) at SD: Made NFL debut.

COLLEGE: Served as Maryland's long snapper and reserve defensive end, helping Terps to appearances in Orange, Peach and Gator bowls...Was atop the depth chart at long-snapper for 38 straight games...Became the first pure long snapper to earn Maryland's top special teams honor...Majored in science education.

PERSONAL: Attended Philipsburg-Osceola (Pa.) High School...Named first-team all-state (Pittsburgh Post-Gazette) as a senior after rushing for nearly 1,000 yards and totaling more than 100 tackles, including 13 sacks...Also had three INTs...Unanimous All-Big 8 selection as a running back, linebacker and punter...Nominated for the Big 33 All-Star Game...As a junior, was a first-team all-conference selection at running back, linebacker and punter, after rushing for 1,008 yards and nine TDs while averaging 17 tackles per game...Set school career records in rushing yards (2,700) and tackles (374)...Volunteered his time with the Easter Seals Kaleidoscope After School Program in September 2011...Attended Children's Hospital and Research Center of Oakland-Sports Medicine Center in April 2013...Played in the annual Madden-Mariucci bocce ball tournament in June 2013...Participated in many community events throughout the 2013 season, making appearances at various schools and hospitals...In 2014, attended Mohr Elementary School's "Fun Run"...Also participating in the tree decorating event with the Raiders Women's Association and a Toys for Tots drive in December.

ADDITIONAL STATISTICS: Special teams tackles – 6 in 2007, 4 in 2008, 7 in 2009, 5 in 2010, 4 in 2011, 5 in 2012, 6 in 2013, 2 in 2014; NFL totals: 37. Special teams fumble recoveries – 1 in 2012, 1 in 2014; NFL totals: 2.

JON CONDO'S GAMES PLAYED/STARTED

Year	Team	GP	GS
2005	Dallas	3	0
2007	Oakland	16	0
2008	Oakland	16	0
2009	Oakland	16	0
2010	Oakland	16	0
2011	Oakland	16	0
2012	Oakland	16	0
2013	Oakland	16	0
2014	Oakland	16	0
Totals		131	0



Michael CRABTREE

15

WIDE RECEIVER | 6-1 | 215 | TEXAS TECH
ACQUIRED: UFA-'15 (SF) | NFL EXP.: 7 | RAIDERS EXP.: 1
HOMETOWN: DALLAS, TEXAS
BORN: 09/14/87

TRANSACTIONS: Selected by San Francisco 49ers in the first round (10th overall) of the 2009 NFL Draft, April 25, 2009... Signed by Oakland Raiders as an unrestricted free agent, April 13, 2015.

CAREER: Veteran wide receiver joins the Silver and Black after six prolific seasons with the San Francisco 49ers...Career totals include 79 games played with 77 starts, 347 receptions for 4,327 yards (12.5 avg.) and 26 TDs...Also has three rushing attempts for 18 yards in his career...Postseason totals include eight games played with 40 receptions for 516 yards (12.9 avg.) and four TDs...Helped the 49ers to an appearance in Super Bowl XLVII following the 2012 campaign...Has caught at least one pass in all 79 career games, with at least three receptions in 66 contests...Owns eight regular season 100-yard performances, including a career-high 172 yards (Dec. 30, 2012 vs. Ari)...Has tallied four two-TD games, including three in 2012...In 2014, started all 16 games for the second time in his career, totaling 68 receptions for 698 yards (10.3 avg.) with four TDs...In 2013, missed the first 11 games of the season with an Achilles injury...Set career highs in 2012 with 85 receptions for 1,105 yards and nine TDs...Became the first 49ers wide receiver with a 1,000-yard season since Terrell Owens in 2003...Appeared in all 16 games in 2010, amassing 741 yards on 55 receptions with six TDs...As a rookie in 2009, started the 49ers' final 11 games of the season and notched 48 catches for 625 yards with two TDs...Originally selected by the 49ers as the 10th overall pick in the 2009 NFL Draft.

AT A GLANCE

- Veteran receiver joins the Raiders after six seasons across the Bay with the San Francisco 49ers.
- Has caught at least one pass in all 79 career regular season games, including 66 contests with at least three receptions.
- Set career highs in 2012 with 85 receptions for 1,105 yards and nine TDs, earning a USA Today All-Joe Team selection.
- A proven postseason performer, boasts 40 receptions for 516 yards and four TDs in eight career games with seven starts, including one in Super Bowl XLVII vs. Baltimore.
- One of the most productive receivers in college football history at Texas Tech, set NCAA records for receptions (231) and receiving TDs (41) in a two-year span, finishing with 3,127 yards.
- Two-time consensus All-American and Biletnikoff Award winner (2007 and 2008).

2014 (with SF): Started all 16 games for the second time in his career and the first time since 2012...Totaled 68 receptions for 698 yards (10.3 avg.) with four TDs...Added one rushing attempt for four yards...**(9/14) vs. Chi.:** Scored his first TD of the season, totaling seven receptions for 82 yards...**(9/21) at Ari.:** Notched a career-high 10 receptions for 80 yards...Reached the end zone for the second straight game, finishing with one TD...Rushed one time for four yards, marking his third career rushing attempt...**(10/13) at StL.:** Helped the 49ers to a 31-17 victory with his three receptions for 49 yards and one TD...**(11/16) at NYG:** Amassed a season-high 85 yards on three receptions with one TD, his fourth of the season...**(12/7) at Oak.:** Targeted a season-high 14 times, finishing with nine receptions for 56 yards in the loss to the crosstown-rival Raiders.

2013 (with SF): Spent the majority of the season on the reserve/physically unable to perform list after suffering an Achilles injury in August...Activated on Nov. 26...Started team's final five games, totaling 19 receptions for 284 yards (14.9 avg.) with one TD...Appeared in all three of the 49ers' playoff games, starting two...Totaled 15 receptions for 203 yards (13.5 avg.) in the postseason...**(12/1) vs. StL.:** Made season debut, catching two passes for 68 yards...Tied career long with 60-yard catch in the third quarter...**(12/8) vs. Sea.:** Tallied four catches for 40 yards...**(12/15) at TB:** Scored his only TD of the season...Finished with five receptions for 45 yards...**(12/23) vs. Atl.:** Registered his first 100-yard game of the season and the eighth of his career...Notched five receptions for 102 yards...**Postseason: (1/5/14) at GB:** Started and set a postseason single-game high with 125 yards, marking his third career 100-yard game in the postseason...**(1/12/14) at Car.:** Started and caught three passes for 26 yards in the victory...**(1/19/14) at Sea.:** Tallied four receptions for 52 yards in the NFC Championship Game against the eventual Super Bowl champion Seahawks.

2012 (with SF): Started all 16 games and finished the season with career highs in receptions (85), receiving yards (1,105) and TDs (nine)...Became the ninth player in 49ers history, and the first since Terrell Owens (1,102 yards) in 2003, to register a 1,000-yard season...Tallied 30 third-down receptions, tied for fourth most in the NFL...Tied with Bears WR Brandon Marshall for the league lead with five third-down receiving TDs...Led team in receptions in four of the first five games of the season...In the postseason, started three games and added 20 receptions, 285 yards and three TDs...Named to the USA Today All-Joe Team, recognizing the



NFL's best players never selected to a Pro Bowl...(9/9) at GB: Opened the season with seven receptions for 76 yards...(9/16) vs. Det.: Notched six catches for 67 yards...In the fourth quarter, tallied three third-down catches, all resulting in first downs...(9/23) at Min.: Caught six passes for 40 yards...(10/7) vs. Buf.: Registered a team-high six receptions for 113 yards with a TD against the Bills...(10/29) at Ari.: In his 50th NFL game, notched his second two-TD performance of his career...Led the team with five receptions for 72 yards with two TDs, connecting with QB Alex Smith on a 3-yard pass in the first quarter and a 9-yard catch-and-run in the second period...(11/19) vs. Chi.: Marked his third consecutive game with a TD reception, the longest streak of his career...Notched three catches for 31 yards with the one TD...(12/2) at StL.: Eclipsed the 100-yard mark for the second time in the season, catching seven passes for 101 yards...(12/9) vs. Mia.: Tied a then-single-game high with nine receptions for 93 yards...(12/16) at NE: Caught multiple TDs for the third time in his career and the second time in 2012, notching 107 yards on seven receptions with two TDs...(12/30) vs. Ari.: Set a career high with 172 receiving yards on eight receptions, adding two TDs...Marked his third multi-TD game of the season...The 172 receiving yards were the most by a 49ers receiver since Terrell Owens had 191 yards on 12 catches, Nov. 3, 2002 at Oak. ...Postseason: (1/12/13) vs. GB: Started and tallied a team-high nine receptions and 119 yards with two TDs in the victory...Marked his first career multi-TD performance and first 100-yard game in the postseason...Along with QB Colin Kaepernick (181 rushing yards) and RB Frank Gore (119 rushing yards), the 49ers became the first team to have two 100-yard rushers and a 100-yard receiver in a playoff game in NFL history...(1/20/13) at Atl.: Recorded six receptions for 57 yards in the NFC Championship Game...Super Bowl XLVII (2/3/13) vs. Bal.: Started in the Super Bowl loss, tallying five receptions for 109 yards and one TD, marking his second 100-yard game of the postseason...Recorded a 31-yard TD reception, improving on his postseason-career high.

2011 (with SF): Appeared in 15 games, starting 14, and led the team in receptions (72) and receiving yards (874) with four TDs...(9/18) vs. Dal.: Inactive with a foot injury...(10/16) at Det.: Hauled in a game-high nine receptions for 77 yards, tying his then-career high...(11/14) vs. NYG: Converted on a two-point conversion in the fourth quarter, his first and the 49ers' first since Sept. 20, 2010...(11/20) vs. Ari.: Marked his third career 100-yard performance with seven receptions for 120 yards...(12/4) vs. StL.: Caught a season-long 52-yard TD pass in the third quarter, marking his second scoring catch of the season...(12/24) at Sea.: Led the team with five catches for 85 yards, including a 41-yard reception that set up the game-winning FG from 39-yards out with 3:01 remaining in the game...(1/1/12) at StL.: Caught eight passes for 86 yards and two TDs in the season finale, marking his first career multi-TD outing...Postseason: (1/14/12) vs. NO: Started in his NFL postseason debut, catching four passes for 25 yards with one TD...(1/22/12) vs. NYG: Started and caught one pass for three yards in the NFC Championship Game loss to the Giants.

2010 (with SF): Played in all 16 games with 15 starts...Totaled 55 receptions for 741 yards (13.5 avg.) and six TDs, including a long of 60 yards...(10/10) vs. Phi.: Registered nine receptions for 105 yards and one TD, marking his first 100-yard performance...His nine receptions also set a new career high...Became the first 49ers wide receiver to record a 100-yard game since WR Isaac Bruce did so on Nov. 24, 2008...Along with TE Vernon Davis, the duo became the first set of 49ers teammates to eclipse the 100-yard plateau in the same game since Jan. 3, 2000, when WR Jerry Rice (143 yards) and WR J.J. Stokes (130 yards) each reached the mark...(10/17) vs. Oak.: Tallied his second TD of the season against the Raiders, recording four receptions for 57 yards with one TD...(10/31) vs. Den.: Finished with three receptions for 53 yards with a 28-yard TD...(11/14) vs. StL.: Registered his fourth TD of the season on a 16-yard pass from QB Troy Smith to give the 49ers a 20-17 lead in the fourth quarter...(12/26) at StL.: Set a then-career high with 122 yards on six catches with one TD, a career-long 60-yard TD reception from Smith.

2009 (with SF): Started 11 games in his rookie campaign after signing his rookie contract on Oct. 7...Hauled in at least three passes in all 11 games played as a rookie and totaled at least 50 receiving yards in eight contests...Finished the regular season ranked first among all NFL rookies with 56.8 receiving yards per game...Ranks tied for fourth among all rookies in franchise history with 48 receptions and fourth among 49ers rookies with 625 receiving yards...Ranked second on the team in receiving yards and fourth in receptions...(10/25) at Hou.: Made his NFL debut, starting at wide receiver and catching five passes for 56 yards...(11/22) at GB: Recorded his first career TD on a 38-yard strike from QB Alex Smith...(12/14) vs. Ari.: Notched another TD on a 35-yard pass from Smith...Finished the game with five catches for 67 yards.

COLLEGE: Played two seasons (2007-08) at Texas Tech, finishing his career as college football's most productive receiver over those two years...Twice honored with the Fred Biletnikoff Award, given to the nation's top wide receiver, becoming the first first-year player to receive the award in 2007...Also won the Paul Warfield Award in 2007 and 2008...A two-time consensus All-American and Big-12 selection...Finished his collegiate career with 26 games played, 231 receptions for 3,127 yards (13.5 avg.) and 41 TDs...Broke Wes Welker's school record of 3,069 career receiving yards...Became seventh player in conference history to gain over 3,000 receiving yards...Ranks fifth in NCAA history with 120.3 receiving yards per game and sixth all-time with 41 TDs...His 41 scores shattered the previous school record of 30 TDs...Career totals set NCAA records for catches and TDs in a two-year span...Put together a string of 13 straight games with at least one TD and five receptions...In 2008, registered 1,165 yards on 97 receptions for 22 TDs, earning him a fifth-place finish in the 2008 Heisman Trophy voting...His 97 catches ranked seventh in the NCAA and second in the Big 12...As a freshman in 2007, set NCAA freshman single-season records with 134 receptions for 1,962 yards and 22 TDs...Led the NCAA in receiving yards and TDs, and his yardage total was the third best in NCAA history...Redshirted as a true freshman in 2006 as he transitioned from quarterback to wide receiver...Majorred in general studies.

PERSONAL: Attended David W. Carter High School in Dallas, Texas...Was a four-star recruit as a quarterback, finishing his senior season with 870 passing yards and 11 TDs on 45-of-100 passing...Also rushed for 646 yards and nine TDs on 100 carries...Also played basketball and ran track in high school...As a starter on the basketball team, was one of the top 51 recruits in the state of Texas going into college.

ADDITIONAL STATISTICS: Miscellaneous tackles – 3 in 2009, 3 in 2010; NFL totals: 6.

SINGLE-GAME HIGHS: RECEIVING: Receptions – 10, 9/21/14 at Ari. Yards – 172, 12/30/12 vs. Ari. Long – 60, two times; last: 12/1/13 vs. StL. Touchdowns – 2, four times; last: 12/30/12 vs. Ari. RUSHING: Rushes – 1, three times; last: 9/21/14 at Ari. Yards – 8, 10/29/12 at Ari. Long – 8, 10/29/12 at Ari.

MICHAEL GRABTREE'S CAREER STATISTICS

Year	Team	GP	GS	RECEIVING					RUSHING					TOTAL OFFENSE
				Rec.	Yds	Avg.	Lg	TD	Att.	Yds	Avg.	Lg	TD	
2009	San Francisco	11	11	48	625	13.0	50	2	0	0	-	-	0	625
2010	San Francisco	16	15	55	741	13.5	60t	6	0	0	-	-	0	741
2011	San Francisco	15	14	72	874	12.1	52t	4	1	6	6.0	6	0	880
2012	San Francisco	16	16	85	1105	13.0	49t	9	1	8	8.0	8	0	1113
2013	San Francisco	5	5	19	284	14.9	60	1	0	0	-	-	0	284
2014	San Francisco	16	16	68	698	10.3	51	4	1	4	4.0	4	0	702
Totals		79	77	347	4,327	12.5	60t	26	3	18	6.0	8	0	4,345
POSTSEASON														
2011	San Francisco	2	2	5	28	5.6	9	1	0	0	-	-	0	28
2012	San Francisco	3	3	20	285	14.3	33	3	0	0	-	-	0	285
2013	San Francisco	3	2	15	203	13.5	31	0	0	0	-	-	0	203
Totals		8	7	40	516	12.9	33	4	0	0	-	-	0	516

MICHAEL GRABTREE GAME-BY-GAME

2014, SAN FRANCISCO

Date	Opp.	GP	GS	RECEIVING					RUSHING					TOTAL OFFENSE
				Rec.	Yds	Avg.	Lg	TD	Att.	Yds	Avg.	Lg	TD	
9/7	at Dal-W	1	1	2	25	12.5	13	0	0	0	-	-	0	25
9/14	Chi-L	1	1	7	82	11.7	24	1	0	0	-	-	0	82
9/21	at Ari-L	1	1	10	80	8.0	20	1	1	4	4.0	4	0	84
9/28	Phi-W	1	1	5	43	8.6	25	0	0	0	-	-	0	43
10/5	KC -W	1	1	1	16	16.0	16	0	0	0	-	-	0	16
10/13	at StL-W	1	1	3	49	16.3	32t	1	0	0	-	-	0	49
10/19	at Den-L	1	1	4	27	6.8	11	0	0	0	-	-	0	27
11/2	StL-L	1	1	5	40	8.0	15	0	0	0	-	-	0	40
11/9	at NO-W	1	1	3	62	20.7	51	0	0	0	-	-	0	62
11/16	at NYG-W	1	1	3	85	28.3	48t	1	0	0	-	-	0	85
11/23	Was-W	1	1	5	58	11.6	25	0	0	0	-	-	0	58
11/27	Sea-L	1	1	3	10	3.3	5	0	0	0	-	-	0	10
12/7	at Oak-L	1	1	9	56	6.2	18	0	0	0	-	-	0	56
12/14	at Sea-L	1	1	3	19	6.3	10	0	0	0	-	-	0	19
12/20	SD-L	1	1	1	5	5.0	5	0	0	0	-	-	0	5
12/28	Ari-W	1	1	4	41	10.3	20	0	0	0	-	-	0	41
Totals		16	16	68	698	10.3	51	4	1	4	4.0	4	0	702

2013, SAN FRANCISCO

Date	Opp.	GP	GS	RECEIVING					RUSHING					TOTAL OFFENSE
				Rec.	Yds	Avg.	Lg	TD	Att.	Yds	Avg.	Lg	TD	
9/8	GB-W			(RESERVE/PHYSICALLY UNABLE TO PERFORM LIST - ACHILLES)										
9/15	at Sea-L			(RESERVE/PHYSICALLY UNABLE TO PERFORM LIST - ACHILLES)										
9/22	Ind-L			(RESERVE/PHYSICALLY UNABLE TO PERFORM LIST - ACHILLES)										
9/26	at StL-W			(RESERVE/PHYSICALLY UNABLE TO PERFORM LIST - ACHILLES)										
10/6	Hou-W			(RESERVE/PHYSICALLY UNABLE TO PERFORM LIST - ACHILLES)										
10/13	Ari-W			(RESERVE/PHYSICALLY UNABLE TO PERFORM LIST - ACHILLES)										
10/20	at Ten-W			(RESERVE/PHYSICALLY UNABLE TO PERFORM LIST - ACHILLES)										
10/27	at Jac-W			(RESERVE/PHYSICALLY UNABLE TO PERFORM LIST - ACHILLES)										
11/10	Car-L			(RESERVE/PHYSICALLY UNABLE TO PERFORM LIST - ACHILLES)										
11/17	at NO-L			(RESERVE/PHYSICALLY UNABLE TO PERFORM LIST - ACHILLES)										
11/25	at Was-W			(RESERVE/PHYSICALLY UNABLE TO PERFORM LIST - ACHILLES)										
12/1	StL-W	1	1	2	68	34.0	60	0	0	0	-	-	0	68
12/8	Sea-W	1	1	4	40	10.0	17	0	0	0	-	-	0	40
12/15	at TB-W	1	1	5	45	9.0	14	1	0	0	-	-	0	45
12/23	Atl-W	1	1	5	102	20.4	47	0	0	0	-	-	0	102
12/29	at Ari-W	1	1	3	29	9.7	13	0	0	0	-	-	0	29
Totals		5	5	19	284	14.9	60	1	0	0	-	-	0	284
POSTSEASON														
1/5/14	at GB-W	1	1	8	125	15.6	31	0	0	0	-	-	0	125
1/12/14	at Car-W	1	1	3	26	8.7	20	0	0	0	-	-	0	26
1/19/14	at Sea-L	1	0	4	52	13.0	22	0	0	0	-	-	0	52
Totals		3	2	15	203	13.5	31	0	0	0	-	-	0	203

MICHAEL GRABTREE GAME-BY-GAME
2012, SAN FRANCISCO

Date	Opp.	GP	GS	RECEIVING					TD	RUSHING					TOTAL OFFENSE
				Rec.	Yds	Avg.	Lg			Att.	Yds	Avg.	Lg	TD	
9/9	at GB-W	1	1	7	76	10.9	20	0		0	0	-	-	0	76
9/16	Det-W	1	1	6	67	11.2	17	0		0	0	-	-	0	67
9/23	at Min-L	1	1	6	40	6.7	9	0		0	0	-	-	0	40
9/30	at NYJ-W	1	1	2	15	7.5	12	0		0	0	-	-	0	15
10/7	Buf-W	1	1	6	113	18.8	36	1		0	0	-	-	0	113
10/14	NYG-L	1	1	3	26	8.7	12	0		0	0	-	-	0	26
10/18	Sea-W	1	1	4	31	7.8	16	0		0	0	-	-	0	31
10/29	at Ari-W	1	1	5	72	14.4	30	2		1	8	8.0	8	0	80
11/11	StL-T	1	1	5	70	14.0	19	1		0	0	-	-	0	70
11/19	Chi-W	1	1	3	31	10.3	20	1		0	0	-	-	0	31
11/25	at NO-W	1	1	3	26	8.7	15	0		0	0	-	-	0	26
12/2	at StL-L	1	1	7	101	14.4	30	0		0	0	-	-	0	101
12/9	Mia-W	1	1	9	93	10.3	25	0		0	0	-	-	0	93
12/16	at NE-W	1	1	7	107	15.3	38t	2		0	0	-	-	0	107
12/23	at Sea-L	1	1	4	65	16.3	35	0		0	0	-	-	0	65
12/30	Ari-W	1	1	8	172	21.5	49t	2		0	0	-	-	0	172
Totals		16	16	85	1,105	13.0	49t	9		1	8	8.0	8	0	1,113
POSTSEASON															
1/12/13	GB-W	1	1	9	119	13.2	20t	2		0	0	-	-	0	119
1/20/13	at Atl-W	1	1	6	57	9.5	33	0		0	0	-	-	0	57
2/3/13	Bal-L	1	1	5	109	21.8	31t	1		0	0	-	-	0	109
Totals		3	3	20	285	14.3	33	3		0	0	-	-	0	285

2011, SAN FRANCISCO


Date	Opp.	GP	GS	RECEIVING					TD	RUSHING					TOTAL OFFENSE
				Rec.	Yds	Avg.	Lg			Att.	Yds	Avg.	Lg	TD	
9/11	Sea-W	1	0	1	4	4.0	4	0		0	0	-	-	0	4
9/18	Dal-L			(INACTIVE-FOOT)											
9/25	at Cin-W	1	1	3	24	8.0	8	0		0	0	-	-	0	24
10/2	at Phi-W	1	1	5	68	13.6	38	0		0	0	-	-	0	68
10/9	TB-W	1	1	2	36	18.0	21	0		0	0	-	-	0	36
10/16	at Det-W	1	1	9	77	8.6	27	0		0	0	-	-	0	77
10/30	Cle-W	1	1	5	54	10.8	41	1		0	0	-	-	0	54
11/6	at Was-W	1	1	5	51	10.2	21	0		0	0	-	-	0	51
11/13	NYG-W	1	1	1	21	21.0	21	0		0	0	-	-	0	21
11/20	Ari-W	1	1	7	120	17.1	38	0		0	0	-	-	0	120
11/24	at Bal-L	1	1	6	54	9.0	18	0		0	0	-	-	0	54
12/4	StL-W	1	1	4	96	24.0	52t	1		0	0	-	-	0	96
12/11	at Ari-L	1	1	7	63	9.0	15	0		0	0	-	-	0	63
12/19	Pit-W	1	1	4	35	8.8	12	0		0	0	-	-	0	35
12/24	at Sea-W	1	1	5	85	17.0	41	0		0	0	-	-	0	85
1/1/12	at StL-W	1	1	8	86	10.8	28t	2		1	6	6.0	6	0	92
Totals		15	14	72	874	12.1	52t	4		1	6	6.0	6	0	880
POSTSEASON															
1/14/12	NO-W	1	1	4	25	6.3	9	1		0	0	-	-	0	25
1/22/12	NYG-L	1	1	1	3	3.0	3	0		0	0	-	-	0	3
Totals		2	2	5	28	5.6	9	1		0	0	-	-	0	28

MICHAEL CRABTREE GAME-BY-GAME
2010, SAN FRANCISCO

Date	Opp.	GP	GS	RECEIVING					TD	RUSHING					TOTAL OFFENSE
				Rec.	Yds	Avg.	Lg			Att.	Yds	Avg.	Lg	TD	
9/12	at Sea-L	1	1	2	12	6.0	9	0		0	0	-	-	0	12
9/20	NO-L	1	1	1	32	32.0	32	0		0	0	-	-	0	32
9/26	at KC-L	1	1	3	37	12.3	22	0		0	0	-	-	0	37
10/3	at Atl-L	1	1	5	58	11.6	15	0		0	0	-	-	0	58
10/10	Phi-L	1	1	9	105	11.7	22	1		0	0	-	-	0	105
10/17	Oak-W	1	1	4	57	14.3	32t	1		0	0	-	-	0	57
10/24	at Car-L	1	1	4	31	7.8	18	0		0	0	-	-	0	31
10/31	Den-W	1	0	3	53	17.7	28t	1		0	0	-	-	0	53
11/14	StL-W	1	1	4	61	15.3	21	1		0	0	-	-	0	61
11/21	TB-L	1	1	1	15	15.0	15	0		0	0	-	-	0	15
11/29	at Ari-W	1	1	2	48	24.0	38t	1		0	0	-	-	0	48
12/5	at GB-L	1	1	3	45	15.0	39	0		0	0	-	-	0	45
12/12	Sea-W	1	1	1	1	1.0	1	0		0	0	-	-	0	1
12/16	at SD-L	1	1	3	17	5.7	9	0		0	0	-	-	0	17
12/26	at StL-L	1	1	6	122	20.3	60t	1		0	0	-	-	0	122
1/2/11	Ari-W	1	1	4	47	11.8	18	0		0	0	-	-	0	47
Totals		16	15	55	741	13.5	60t	6		0	0	-	-	0	741

2009, SAN FRANCISCO

Date	Opp.	GP	GS	RECEIVING					TD	RUSHING					TOTAL OFFENSE
				Rec.	Yds	Avg.	Lg			Att.	Yds	Avg.	Lg	TD	
9/13	at Ari-W														
9/20	Sea-W														
9/27	at Min-L														
10/4	StL-L														
10/11	Atl-W														
10/25	at Hou-L	1	1	5	56	11.2	18	0		0	0	-	-	0	56
11/1	at Ind-L	1	1	6	81	13.5	27	0		0	0	-	-	0	81
11/8	Ten-W	1	1	3	30	10.0	17	0		0	0	-	-	0	30
11/12	Chi-W	1	1	4	48	12.0	20	0		0	0	-	-	0	48
11/22	at GB-W	1	1	4	77	19.3	38t	1		0	0	-	-	0	77
11/29	Jac-L	1	1	4	54	13.5	27	0		0	0	-	-	0	54
12/6	at Sea-L	1	1	6	60	10.0	20	0		0	0	-	-	0	60
12/14	Ari-L	1	1	5	67	13.4	35t	1		0	0	-	-	0	67
12/20	at Phi-W	1	1	4	26	6.5	12	0		0	0	-	-	0	26
12/27	Det-L	1	1	4	68	17.0	50	0		0	0	-	-	0	68
1/3/10	at StL-W	1	1	3	58	19.3	38	0		0	0	-	-	0	58
Totals		11	11	48	625	13.0	50	2		0	0	-	-	0	625



James DOCKERY

41

CORNERBACK | 6-1 | 185 | OREGON STATE
ACQUIRED: UFA-'15 (Car.) | NFL EXP.: 5 | RAIDERS EXP.: 1
HOMETOWN: PALM DESERT, CALIF.
BORN: 11/09/88

TRANSACTIONS: Signed by Cleveland Browns as an undrafted free agent, July 30, 2011...Waived by Cleveland, Aug. 31, 2012...Signed by Carolina Panthers as a free agent, Oct. 24, 2012...Signed by Carolina as an unrestricted free agent, March 17, 2014...Signed by Oakland Raiders as an unrestricted free agent, March 13, 2015.

CAREER: Fifth-year cornerback and special teams contributor joins the Oakland Raiders after three seasons with the Carolina Panthers...Career totals include 31 games played with two starts, 30 tackles (25) and two passes defended...Played in seven games with Carolina last season, totaling 10 tackles (nine)...Played in five games in 2013 before sustaining a shoulder injury, landing him on the reserve/injured list on Nov. 13...Set career highs in 2012 with two starts and 17 tackles (13 solo)...As a rookie with the Browns, appeared in 12 games and notched a personal-best five special teams tackles...Originally entered the league as an undrafted free agent with the Cleveland Browns in 2011.

AT A GLANCE

- Fifth-year cornerback entered the league with Cleveland in 2011, appearing in 12 games as a rookie.
- Was one of three undrafted rookies to make Browns' opening day roster.
- Set career highs in 2012 with two starts (in seven games) and 17 tackles (13 solo).
- Started 25-of-38 games at Oregon State, earning a Pac-10 Conference honorable mention as a senior.
- Missed entire sophomore season with a knee injury in 2008.

2014 (with Car.): Appeared in seven games in his fourth season, totaling 10 tackles (nine solo) in seven games...Inactive for six contests...**(10/12) at Cin.:** Made season debut in the tie, seeing action on special teams...**(10/19) at GB:** Filled in as a reserve cornerback and recorded one solo tackle...Saw action on special teams and notched one stop...**(10/26) vs. Sea.:** Served as a backup cornerback and managed two solo tackles, adding one on special teams...**(10/30) vs. NO:** Logged four tackles (three) in a reserve role...**(11/10) at Phi.:** Notched one solo tackle and saw action on special teams, contributing an additional stop...**(11/16) vs. Atl.:** Produced two solo tackles as a backup.

2013 (with Car.): Saw action in five games and was inactive for four before being placed on the reserve/injured list on Nov. 13...Totalled three solo tackles and notched one pass defended...Also had one stop on special teams...Inactive for the first three games of the season with a broken thumb suffered during the preseason...**(10/13) at Min.:** Recorded a solo tackle in the win...**(11/3) vs. Atl.:** Tallied two solo tackles before suffering a season-ending shoulder injury.

2012 (with Car.): Posted his most productive season on a unit that ranked 10th in the NFL in total defense (333.1 yards per game) in 2012...Started a career-high two games in seven appearances...Finished the year with 17 tackles (13 solo), a career best, with one pass defended...Also contributed a special teams tackle...**(12/9) vs. Atl.:** Recorded a then-career-high five tackles (four)...**(12/16) at SD:** Made first career start and recorded four tackles (three)...**(12/23) vs. Oak.:** Started for the second straight game and notched two solo stops with a pass defended...**(12/30) at NO:** Played in the season finale, totaling a career-best six tackles (four).

2011 (with Cle.): Signed with Cleveland as an undrafted free agent and made an immediate impact in the Browns secondary...One of three undrafted rookies to make the Browns' opening day roster...Played in 11 games in rookie campaign, contributing mostly on special teams...Finished the season with a career-high five special teams tackles...Inactive for the final three games of the season...**(9/11) vs. Cin.:** Made NFL debut in the season opener...**(10/16) at Oak.:** Notched a personal-best two special teams tackles, both unassisted...Recovered an onside kick with 1:05 to play in the game...**(11/20) vs. Jac.:** Recorded a special teams stop...**(11/27) at Cin.:** Contributed a tackle on special teams for the second straight game...**(12/4) vs. Bal.:** Recorded fifth special teams tackle of the season.

COLLEGE: Played in 28 games with 25 starts at Oregon State...Totalled 106 tackles, six INTs and 13 passes defended...Earned a Pac-10 Conference honorable mention as a senior in 2010...Started 12 games and led the Beavers with four INTs...Started 13 games as a junior in 2009...Tied for second on the team with two INTs...Led the unit with eight passes defended...Also collected 38 tackles...Missed entire sophomore season with a knee injury...Played in 13 games as a redshirt freshman in 2007...Redshirted as a true freshman in 2006...Majoried in business administration.

PERSONAL: Attended Palm Desert (Calif.) High School...Set school's single-season record with 10 INTs and the career mark with 17 picks...Also lettered in basketball.

MISCELLANEOUS STATISTICS: Special teams tackles – 5 in 2011, 1 in 2012, 1 in 2013, 3 in 2014; NFL totals: 10.

SINGLE-GAME HIGHS: TACKLES: Total – 6, 12/30/12 at NO. Solo – 4, two times; last: 12/30/12 at NO. Passes defended – 1, two times; last: 12/23/12 vs. Oak.

JAMES DOCKERY'S CAREER STATISTICS

Year	Team	GP	GS	TACKLES					Yds	INTERCEPTIONS					FUMBLES		
				Tot.	Solo	Asst.	Sacks			No.	Yds	Lg	TD	PD	FF	FR	Yds
2011	Cleveland	12	0	0	0	0	0.0	0.0	0	0	-	0	0	0	0	0	0
2012	Carolina	7	2	17	13	4	0.0	0.0	0	0	-	0	1	0	0	0	0
2013	Carolina	5	0	3	3	0	0.0	0.0	0	0	-	0	1	0	0	0	0
2014	Carolina	7	0	10	9	1	0.0	0.0	0	0	-	0	0	0	0	0	0
Totals		31	2	30	25	5	0.0	0.0	0	0	-	0	2	0	0	0	0

JAMES DOCKERY GAME-BY-GAME
2014, CAROLINA

Date	Opp.	GP	GS	TACKLES					Yds	INTERCEPTIONS					FUMBLES		
				Tot.	Solo	Asst.	Sacks			No.	Yds	Lg	TD	PD	FF	FR	Yds
9/7	at TB-W			(NOT ON ROSTER)													
9/14	Det-W			(NOT ON ROSTER)													
9/21	Pit-L			(NOT ON ROSTER)													
9/28	at Bal-L			(NOT ON ROSTER)													
10/5	Chi-W			(NOT ON ROSTER)													
10/12	at Cin-T	1	0	0	0	0	0.0	0.0	0	0	-	0	0	0	0	0	0
10/19	at GB-L	1	0	1	1	0	0.0	0.0	0	0	-	0	0	0	0	0	0
10/26	Sea-L	1	0	2	2	0	0.0	0.0	0	0	-	0	0	0	0	0	0
10/30	NO-L	1	0	4	3	1	0.0	0.0	0	0	-	0	0	0	0	0	0
11/10	at Phi-L	1	0	1	1	0	0.0	0.0	0	0	-	0	0	0	0	0	0
11/16	Atl-L	1	0	2	2	0	0.0	0.0	0	0	-	0	0	0	0	0	0
11/30	at Min-L			(INACTIVE)													
12/7	at NO-W			(INACTIVE)													
12/14	TB-W			(INACTIVE)													
12/21	Cle-W	1	0	0	0	0	0.0	0.0	0	0	-	0	0	0	0	0	0
12/28	at Atl-W			(INACTIVE)													
Totals		7	0	10	9	1	0.0	0.0	0	0	-	0	0	0	0	0	0
POSTSEASON																	
1/3/15	Ari-W			(INACTIVE)													
1/10/15	at Sea-L			(INACTIVE)													
Totals		0	0	0	0	0	0.0	0.0	0	0	-	0	0	0	0	0	0

2013, CAROLINA

Date	Opp.	GP	GS	TACKLES					Yds	INTERCEPTIONS					FUMBLES		
				Tot.	Solo	Asst.	Sacks			No.	Yds	Lg	TD	PD	FF	FR	Yds
9/8	Sea-L			(INACTIVE-THUMB)													
9/15	at Buf-L			(INACTIVE-THUMB)													
9/22	NYG-W			(INACTIVE-THUMB/SHOULDER)													
10/6	at Ari-L	1	0	0	0	0	0.0	0.0	0	0	-	0	0	0	0	0	0
10/13	at Min-W	1	0	1	1	0	0.0	0.0	0	0	-	0	1	0	0	0	0
10/20	StL-W	1	0	0	0	0	0.0	0.0	0	0	-	0	0	0	0	0	0
10/24	at TB-W	1	0	0	0	0	0.0	0.0	0	0	-	0	0	0	0	0	0
11/3	Atl-W	1	0	2	2	0	0.0	0.0	0	0	-	0	0	0	0	0	0
11/10	at SF-W			(INACTIVE-SHOULDER)													
11/18	NE-W			(RESERVE/INJURED LIST - SHOULDER)													
11/24	at Mia-W			(RESERVE/INJURED LIST - SHOULDER)													
12/1	TB-W			(RESERVE/INJURED LIST - SHOULDER)													
12/8	at NO-L			(RESERVE/INJURED LIST - SHOULDER)													
12/15	NYJ-W			(RESERVE/INJURED LIST - SHOULDER)													
12/22	NO-W			(RESERVE/INJURED LIST - SHOULDER)													
12/29	at Atl-W			(RESERVE/INJURED LIST - SHOULDER)													
Totals		5	0	3	3	0	0.0	0.0	0	0	-	0	1	0	0	0	0

JAMES DOCKERY GAME-BY-GAME
2012, CAROLINA

Date	Opp.	TACKLES							INTERCEPTIONS					FUMBLES		
		GP	GS	Tot.	Solo	Asst.	Sacks	Yds	No.	Yds	Lg	TD	PD	FF	FR	Yds
9/9	at TB-L															
9/16	NO-W															
9/20	NYG-L															
9/30	at Atl-L															
10/7	Sea-L															
10/21	Dal-L															
10/28	at Chi-L															
11/4	at Was-W	1	0	0	0	0	0.0	0.0	0	0	-	0	0	0	0	0
11/11	Den-L	1	0	0	0	0	0.0	0.0	0	0	-	0	0	0	0	0
11/18	TB-L	1	0	0	0	0	0.0	0.0	0	0	-	0	0	0	0	0
11/26	at Phi-W															
12/2	at KC-L															
12/9	Atl-W	1	0	5	4	1	0.0	0.0	0	0	-	0	0	0	0	0
12/16	at SD-W	1	1	4	3	1	0.0	0.0	0	0	-	0	0	0	0	0
12/23	Oak-W	1	1	2	2	0	0.0	0.0	0	0	-	0	1	0	0	0
12/30	at NO-W	1	0	6	4	2	0.0	0.0	0	0	-	0	0	0	0	0
Totals		7	2	17	13	4	0.0	0.0	0	0	-	0	1	0	0	0

2011, CLEVELAND

		TACKLES							INTERCEPTIONS					FUMBLES		
Date	Opp.	GP	GS	Tot.	Solo	Asst.	Sacks	Yds	No.	Yds	Lg	TD	PD	FF	FR	Yds
9/11	Cin-L	1	0	0	0	0	0	0	0	0	0	0	0	0	0	0
9/18	at Ind-W	1	0	0	0	0	0	0	0	0	0	0	0	0	0	0
9/25	Mia-W	1	0	0	0	0	0	0	0	0	0	0	0	0	0	0
10/2	Ten-L	1	0	0	0	0	0	0	0	0	0	0	0	0	0	0
10/16	at Oak-L	1	0	0	0	0	0	0	0	0	0	0	0	0	0	0
10/23	Sea-W	1	0	0	0	0	0	0	0	0	0	0	0	0	0	0
10/30	at SF-L	(DID NOT PLAY)														
11/6	at Hou-L	1	0	0	0	0	0	0	0	0	0	0	0	0	0	0
11/13	StL-L	1	0	0	0	0	0	0	0	0	0	0	0	0	0	0
11/20	Jac-W	1	0	0	0	0	0	0	0	0	0	0	0	0	0	0
11/27	at Cin-L	1	0	0	0	0	0	0	0	0	0	0	0	0	0	0
12/4	Bal-L	1	0	0	0	0	0	0	0	0	0	0	0	0	0	0
12/8	at Pit-L	1	0	0	0	0	0	0	0	0	0	0	0	0	0	0
12/18	at Ari-L	(INACTIVE)														
12/24	at Bal-L	(INACTIVE)														
1/1/12	Pit-L	(INACTIVE)														
Totals		12	0	0	0	0	0.0	0.0	0	0	-	0	0	0	0	0



Jonathan DOWLING

23

SAFETY | 6-3 | 190 | WESTERN KENTUCKY
ACQUIRED: D7C-'14 | NFL EXP.: 2 | RAIDERS EXP.: 2
HOMETOWN: BRADENTON, FLA.
BORN: 12/08/91

TRANSACTIONS: Selected by Oakland Raiders in the seventh round (247th overall) of the 2014 NFL Draft, May 10, 2014.

2014: Saw action in seven games as a rookie, posting three tackles (two solo)...Also contributed three special teams tackles...Placed on the reserve/injured list with a back injury on Dec. 6...(9/7) at NYJ: Made NFL debut, seeing action on special teams...(9/21) at NE: Saw time at safety and on special teams...Notched first career tackles, posting two stops (one)...Recorded first career special teams tackle on kickoff coverage...(9/28) vs. Mia.: Recorded a special teams stop on kickoff coverage...(11/2) at Sea.: Notched a special teams tackle in punt coverage...(11/9) vs. Den.: Posted one solo tackle on defense.

AT A GLANCE

- Appeared in seven games for the Raiders as a rookie, tallying three tackles (two solo).
- Finished the season on the reserve/injured list with a back injury, forcing him to sit out the last seven games of 2014.
- Played two seasons at Western Kentucky and one at Florida, seeing action in 26 games and starting 23.
- Totaled 135 tackles (95 solo), nine INTs, 14 passes defended, eight forced fumbles and one fumble recovery.

COLLEGE: Played two seasons at Western Kentucky and one at Florida, playing in 26 games...Transferred from Florida following his freshman year...Totaled 135 tackles (95 solo), nine INTs, 14 passes defended, eight forced fumbles and one fumble recovery...Played in 12 games in 2013, posting 67 tackles (55), three INTs, seven passes defended, six forced fumbles and one fumble recovery...Started 11 games his first season at WKU in 2012...Named to All-Sun Belt Conference First Team...Racked up a team-high six INTs and recorded 68 tackles (40)...Made his Hilltopper debut against Austin Peay, recording seven tackles and his first career INT...Recorded three INTs in the victory over Kentucky...His three INTs were the most in school history since 1978...Sat out the 2011 season after transferring from Florida...Saw action on special teams and defense in two games for Florida as a true freshman in 2010.

PERSONAL: Attended Southeast High School in Bradenton, Fla. ...Rated a four-star prospect by both Scout.com and Rivals.com and ranked as the No. 5 safety in the country by Scout.com...Participated in the 2010 Under Armour All-American Game and was named to the Top 150 Dream Team by PrepStar Magazine...Recorded 58 tackles, 14 INTs, two returns for TDs and three blocked punts during his senior season...Added 241 yards receiving and five TDs...During his junior campaign, posted 48 tackles, eight passes defended and 14 INTs on his way to being named a 4A FSWA All-State selection in 2008...Was also a member of the track team...Participated in the NFL Play 60 Character Camp in 2014.

ADDITIONAL STATISTICS: Special teams tackles – 3 in 2014.

SINGLE-GAME HIGHS: TACKLES: Total – 2, 9/21/14 at NE. Solo – 1, twice; last: 11/9/14 vs. Den.


JONATHAN DOWLING'S CAREER STATISTICS

Year	Team	GP	GS	TACKLES				Yds	INTERCEPTIONS					FUMBLES		
				Tot.	Solo	Asst.	Sacks		No.	Yds	Lg	TD	PD	FF	FR	Yds
2014	Oakland	7	0	3	2	1	0.0	0.0	0	0	-	0	0	0	0	0
Totals		7	0	3	2	1	0.0	0.0	0	0	-	0	0	0	0	0

JONATHAN DOWLING GAME-BY-GAME

2014, OAKLAND

Date	Opp.	GP	GS	TACKLES				Yds	INTERCEPTIONS					FUMBLES		
				Tot.	Solo	Asst.	Sacks		No.	Yds	Lg	TD	PD	FF	FR	Yds
9/7	at NYJ-L	1	0	0	0	0	0.0	0.0	0	0	-	0	0	0	0	0
9/14	Hou-L			(INACTIVE)												
9/21	at NE-L	1	0	2	1	1	0.0	0.0	0	0	-	0	0	0	0	0
9/28	Mia-L	1	0	0	0	0	0.0	0.0	0	0	-	0	0	0	0	0
10/12	SD-L			(INACTIVE)												
10/19	Ari-L	1	0	0	0	0	0.0	0.0	0	0	-	0	0	0	0	0
10/26	at Cle-L	1	0	0	0	0	0.0	0.0	0	0	-	0	0	0	0	0
11/2	at Sea-L	1	0	0	0	0	0.0	0.0	0	0	-	0	0	0	0	0
11/9	Den-L	1	0	1	1	0	0.0	0.0	0	0	-	0	0	0	0	0
11/16	at SD-L			(INACTIVE-BACK)												
11/20	KC-W			(INACTIVE-BACK)												
11/30	at StL-L			(INACTIVE-BACK)												
12/7	SF-W			(RESERVE/INJURED LIST - BACK)												
12/14	at KC-L			(RESERVE/INJURED LIST - BACK)												
12/21	Buf-W			(RESERVE/INJURED LIST - BACK)												
12/28	at Den-L			(RESERVE/INJURED LIST - BACK)												
Totals		7	0	3	2	1	0.0	0.0	0	0	-	0	0	0	0	0



Ras-I DOWLING

36

DEFENSIVE BACK | 6-1 | 200 | VIRGINIA
ACQUIRED: FA-'14 | NFL EXP.: 3 | RAIDERS EXP.: 1
HOMETOWN: CHESAPEAKE, VA.
BORN: 05/09/88

TRANSACTIONS: Selected by the New England Patriots in the second round (33rd overall) of the 2011 NFL Draft, April 29, 2011...Waived by Patriots, Aug. 28, 2013...Signed by New York Jets to practice squad, Oct. 23, 2013...Re-signed by Jets as a reserve/future free agent, Jan. 6, 2014...Waived by Jets, Aug. 24, 2014...Signed by Oakland Raiders to practice squad, Sept. 1, 2014...Signed by Raiders to active roster, Dec. 13, 2014.

2014 (with NYJ and Oak.): Spent the offseason and training camp with the Jets before being waived at the end of camp...Signed to the Raiders' practice squad before the start of the season...Appeared in the Raiders' final three games of the season...**(12/14) at KC:** Saw his first NFL action since 2012, and made his Raiders debut, contributing on special teams and defense...**(12/21) vs. Buf.:** Saw action on defense, playing in the dime package...**(12/28) at Den.:** Saw significant action at safety, posting three tackles (two solo).

2013 (with NE and NYJ): Spent training camp with the Patriots before being waived after the third preseason game...Signed by the Jets to their practice squad on Oct. 23, spending the final 10 weeks of the season with New York.

2012 (with NE): Played in seven games and registered seven tackles with one pass defended...Placed on the reserve/injured list on Oct. 26...**(9/9) at Ten.:** Registered a career-high four tackles (three solo) in season opener.

2011 (with NE): Started the first two games of his rookie season...Suffered a hip injury that ultimately landed him on the reserve/injured list on Oct. 29...Finished the season with three tackles...**(9/12) at Mia.:** Started in his NFL debut as he posted two solo tackles.

COLLEGE: Started in 25-of-40 games at Virginia from 2007-10...Totaled 160 tackles, 29 passes defended, 7.5 tackles for loss and one sack...Totaled eight INTs in his collegiate career...Became the 11th Virginia player to lead the team in INTs in consecutive seasons (2007-08)...As a freshman in 2007, led the Cavaliers in INTs with two, and added two forced fumbles...Added three picks as a sophomore...Totaled a career-high 58 tackles (40 solo) as a junior in 2009...Also recorded three INTs and his only collegiate sack...Played in five games as a senior in 2010...Majored in sociology.

PERSONAL: Attended Deep Creek (Va.) High School where he competed in football, basketball and track...Was a two-time second-team all-district selection in basketball...Played one postgraduate season at Hargrave Military Academy in Chatham, Va., before attending Virginia...Received a four-star rating from Rivals.com and three stars from Scout.com...Ranked the eighth-best prep school player by Rivals.com...Named the 20th-best player in Virginia following his senior year at Deep Creek HS by the Roanoke Times, 22nd by SuperPrep, 25th by TheSabre.com, 26th on the Charlottesville Daily Progress "Silver List" and 28th by Rivals.com...First name is pronounced roz-EYE.

SINGLE-GAME HIGHS: TACKLES: Total – 4, 9/9/12 at Ten. Solo – 3, 9/9/12 at Ten. Passes defended – 1, 10/21/12 vs. NYJ.

RAS-I DOWLING'S CAREER STATISTICS

Year	Team	GP	GS	TACKLES				Yds	INTERCEPTIONS					FUMBLES		
				Tot.	Solo	Asst.	Sacks		No.	Yds	Lg	TD	PD	FF	FR	Yds
2011	New England	2	2	3	2	1	0.0	0.0	0	0	-	0	0	0	0	0
2012	New England	7	0	7	5	2	0.0	0.0	0	0	-	0	1	0	0	0
2014	Oakland	3	0	3	2	1	0.0	0.0	0	0	-	0	0	0	0	0
Totals		12	2	13	9	4	0.0	0.0	0	0	-	0	1	0	0	0

RAS-I DOWLING GAME-BY-GAME

2012, NEW ENGLAND

Date	Opp.	GP	GS	Tot.	TACKLES				Yds	No.	INTERCEPTIONS					FUMBLES		
					Solo	Asst.	Sacks				Yds	Lg	TD	PD		FF	FR	Yds
9/9	at Ten-W	1	0	4	3	1	0.0	0.0	0	0	0	-	0	0		0	0	0
9/16	Ari-L	1	0	0	0	0	0.0	0.0	0	0	-	0	0	0		0	0	0
9/23	at Bal-L	1	0	0	0	0	0.0	0.0	0	0	-	0	0	0		0	0	0
9/30	at Buf-W	1	0	1	1	0	0.0	0.0	0	0	-	0	0	0		0	0	0
10/7	Den-W	1	0	2	1	1	0.0	0.0	0	0	-	0	0	0		0	0	0
10/14	at Sea-L	1	0	0	0	0	0.0	0.0	0	0	-	0	0	0		0	0	0
10/21	NYJ-W	1	0	0	0	0	0.0	0.0	0	0	-	0	1	0		0	0	0
10/28	at StL-W				(RESERVE/INJURED LIST - THIGH)													
11/11	Buf-W				(RESERVE/INJURED LIST - THIGH)													
11/18	Ind-W				(RESERVE/INJURED LIST - THIGH)													
11/22	at NYJ-W				(RESERVE/INJURED LIST - THIGH)													
12/2	at Mia-W				(RESERVE/INJURED LIST - THIGH)													
12/10	Hou-W				(RESERVE/INJURED LIST - THIGH)													
12/16	SF-L				(RESERVE/INJURED LIST - THIGH)													
12/23	at Jac-L				(RESERVE/INJURED LIST - THIGH)													
12/30	Mia-W				(RESERVE/INJURED LIST - THIGH)													
Totals		7	0	7	5	2	0.0	0.0	0	0	-	0	1	0		0	0	0

2011, NEW ENGLAND

Date	Opp.	GP	GS	Tot.	TACKLES				Yds	No.	INTERCEPTIONS					FUMBLES		
					Solo	Asst.	Sacks				Yds	Lg	TD	PD		FF	FR	Yds
9/12	at Mia-W	1	1	2	2	0	0.0	0.0	0	0	-	0	0	0		0	0	0
9/18	SD-W	1	1	1	0	1	0.0	0.0	0	0	-	0	0	0		0	0	0
9/25	at Buf-L				(INACTIVE-HIP)													
10/2	at Oak-W				(INACTIVE-HIP)													
10/9	NYJ-W				(DID NOT PLAY)													
10/16	Dal-W				(INACTIVE-HIP)													
10/30	at Pit-L				(RESERVE/INJURED LIST - HIP)													
11/6	NYG-L				(RESERVE/INJURED LIST - HIP)													
11/13	at NYJ-W				(RESERVE/INJURED LIST - HIP)													
11/21	KC-W				(RESERVE/INJURED LIST - HIP)													
11/27	at Phi-W				(RESERVE/INJURED LIST - HIP)													
12/4	Ind-W				(RESERVE/INJURED LIST - HIP)													
12/11	at Was-W				(RESERVE/INJURED LIST - HIP)													
12/18	at Den-W				(RESERVE/INJURED LIST - HIP)													
12/24	Mia-L				(RESERVE/INJURED LIST - HIP)													
1/1	Buf-W				(RESERVE/INJURED LIST - HIP)													
Totals		2	2	3	2	1	0.0	0.0	0	0	-	0	0	0		0	0	0



Kris DURHAM

83

WIDE RECEIVER | 6-5 | 215 | GEORGIA
ACQUIRED: FA-'15 | NFL EXP.: 4 | RAIDERS EXP.: 1
HOMETOWN: CALHOUN, GA.
BORN: 03/17/88

TRANSACTIONS: Selected by Seattle Seahawks in the fourth round (107th overall) of the 2011 NFL Draft, April 30, 2011...Waived by Seahawks, Aug. 31, 2012...Signed by Detroit Lions to practice squad, Sept. 2, 2012...Signed by Lions to active roster, Dec. 4, 2012...Signed by Lions as an exclusive rights free agent, April 15, 2013...Re-signed by Lions as an exclusive rights free agent, March 7, 2014...Waived by Lions, Aug. 30, 2014...Claimed via waivers by Tennessee Titans, Aug. 31, 2014...Signed by Oakland Raiders as a free agent, June 4, 2015.

CAREER: Athletic wide receiver enters his fifth NFL season and first with the Silver and Black...Served stints with the Tennessee Titans (2014), Detroit Lions (2012-13) and Seattle Seahawks (2011)...Appeared in four games with Tennessee last season, totaling 54 yards on six receptions...Set career highs with a breakout season in 2013, starting 13-of-16 games and posting 38 receptions for 490 yards and two TDs...Spent time on the Lions' practice squad in 2012 before appearing in four games, starting three, to close the season...As a rookie with Seattle, appeared in three contests and hauled in three passes for 30 yards...Originally a fourth-round pick (107th overall) of Seattle in the 2011 NFL Draft.

AT A GLANCE

- Spent the 2014 season with Tennessee, playing in four games with six receptions.
- Had a breakout season in 2013 with Detroit, setting career highs with 38 receptions, 490 yards and two TDs.
- Originally a fourth-round selection of Seattle in 2011, played in three games as a rookie.
- A high school track standout, was state runner-up in the 4x400 relay and a state qualifier in the high jump, 110 hurdles, 300 hurdles and 4x100 relay.

2014 (with Ten.): Claimed via waivers by Tennessee following his third training camp with the Lions...Saw action in four games as a reserve wide receiver, catching six passes for 54 yards (9.0 avg.)...Inactive for 10 contests and did not play in two other games...(12/7) vs. NYG: Made Titans debut and hauled in three catches for 30 yards...(12/14) vs. NYJ: Made one catch for 14 yards to convert on a third-and-13 play, keeping the Titans' second scoring drive alive in the third quarter...(12/18) at Jac.: Saw action as a reserve receiver, notching two receptions for 10 yards.

2013 (with Det.): Enjoyed a breakout season in his second year with Detroit...Played in all 16 games for the first time, starting a career-high 13 contests...Set new personal standards with 38 receptions for 490 yards with two TDs...(9/29) vs. Chi.: Started his second consecutive game and led the team in receiving with 58 yards on three catches...(10/6) at GB: Recorded three receptions for 30 yards with one score, the Lions' only TD of the game...(10/13) at Cle.: Posted single-game highs with eight receptions and 83 receiving yards...(10/27) vs. Dal.: Caught four passes for 54 yards...Final catch of the game was a career-long 40-yard reception, setting up the Lions on Dallas' 23-yard line for the eventual game-winning TD run by QB Matthew Stafford...(11/10) at Chi.: Scored on a 5-yard TD reception on the team's first offensive drive...(11/28) vs. GB: Recorded three receptions for 68 yards, including a 36-yarder.

2012 (with Det.): Spent training camp with Seattle before being waived on Aug. 31...Signed to the Lions' practice squad on Sept. 2...Promoted to the active roster from the practice squad on Dec. 4...Appeared in the final four games of the season for Detroit, starting three at wide receiver...Totalled eight receptions for 125 yards with one TD...(12/9) at GB: Earned first career start and had four catches for 54 yards, including a sensational one-handed grab early in the second quarter that helped set up QB Matthew Stafford's TD run two plays later...(12/16) at Ari.: Started second straight game, catching one pass for 14 yards...(12/22) vs. Atl.: Posted two catches for 32 yards, including an 18-yard long...(12/30) vs. Chi.: Caught first career TD pass, his only reception of the game, on a 25-yard strike from Stafford.

2011 (with Sea.): Played in three games as a reserve wide receiver before a shoulder injury cut short his rookie campaign...Placed on the reserve/injured list on Nov. 11...Totalled three receptions for 30 yards...Inactive for five games...(9/18) at Pit: Recorded his only three receptions of the season for 30 yards.

COLLEGE: Played four years at Georgia, starting 15-of-47 career games...Registered 64 catches for 1,109 yards with four TDs...Played in 11 games as a senior, grabbing 32 receptions for 659 yards with three TDs...Ranked second in the SEC and third in the NCAA with a 20.6 yards-per-reception average...His 659 receiving yards were good for 10th in the conference...Led the Bulldogs in receiving five times, including a 112-yard, four-catch performance against Vanderbilt...The 112 yards marked a career high...Sat out the 2009 season after suffering a shoulder injury in spring practice...Appeared in 10 games with four starts as a junior, recording 13 catches for 199 yards with one TD...As a sophomore, played in 13 games and made one start...Finished the year with 11 receptions for 169 yards...Played in 13 games with two starts as a freshman, catching eight passes for 82 yards...Majoring in middle school education.

PERSONAL: Attended Calhoun (Ga.) High School...Totalled 55 receptions for 1,062 yards and 14 TDs as a senior, averaging 19.3 yards per reception...Also returned nine punts for 87 yards and nine kickoffs for 238 yards with one TD...On defense, recorded 39 tackles and seven INTs...Made Atlanta Journal-Constitution 2005 Best in Georgia and Class AA All-State Team, Georgia Sportswriters Association 2005 AA All-State Team and Class AA Defensive Player of the Year...Also played basketball and averaged 12 points and nine rebounds per game as a junior...A track standout, was state runner-up in the 4x400 relay and state qualifier in high jump, 110 hurdles, 300 hurdles and 4x100 relay.

SINGLE-GAME HIGHS: RECEIVING: Receptions – 8, 10/13/13 at Cle. Yards – 83, 10/13/13 at Cle. Long – 40, 10/27/13 vs. Dal. Touchdowns – 1, three times; last: 11/10/13 at Chi.

KRIS DURHAM'S CAREER STATISTICS

Year	Team	GP	GS	RECEIVING					Att.	RUSHING				TOTAL
				Rec.	Yds	Avg.	Lg	TD		Yds	Avg.	Lg	TD	OFFENSE
2011	Seattle	3	0	3	30	10.0	12	0	0	0	-	-	0	30
2012	Detroit	4	3	8	125	15.6	27	1	0	0	-	-	0	125
2013	Detroit	16	13	38	490	12.9	40	2	0	0	-	-	0	490
2014	Tennessee	4	0	6	54	9.0	14	0	0	0	-	-	0	54
Totals		27	16	55	699	12.7	40	3	0	0	-	-	0	699

KRIS DURHAM GAME-BY-GAME

2014, TENNESSEE

Date	Opp.	GP	GS	Rec.	RECEIVING				Att.	RUSHING				TOTAL OFFENSE
					Yds	Avg.	Lg	TD		Yds	Avg.	Lg	TD	
9/7	at KC-W					(INACTIVE)								
9/14	Dal-L					(INACTIVE)								
9/21	at Cin-L					(INACTIVE)								
9/28	at Ind-L					(INACTIVE)								
10/5	Cle-L					(INACTIVE)								
10/12	Jac-W					(DID NOT PLAY)								
10/19	at Was-L					(DID NOT PLAY)								
10/26	Hou-L					(INACTIVE)								
11/9	at Bal-L					(INACTIVE)								
11/17	Pit-L					(INACTIVE)								
11/23	at Phi-L					(INACTIVE)								
11/30	at Hou-L					(INACTIVE)								
12/7	NYG-L	1	0	3	30	10.0	12	0	0	0	-	-	0	30
12/14	NYJ-L	1	0	1	14	14.0	14	0	0	0	-	-	0	14
12/18	at Jac-L	1	0	2	10	5.0	9	0	0	0	-	-	0	10
12/28	Ind-L	1	0	0	0	-	-	0	0	0	-	-	0	0
Totals		4	0	6	54	9.0	14	0	0	0	-	-	0	54

2013, DETROIT


Date	Opp.	GP	GS	RECEIVING					Att.	RUSHING				TOTAL OFFENSE
				Rec.	Yds	Avg.	Lg	TD		Yds	Avg.	Lg	TD	
9/8	Min-W	1	0	1	11	11.0	11	0	0	0	-	-	0	11
9/15	at Ari-L	1	0	0	0	-	-	0	0	0	-	-	0	0
9/22	at Was-W	1	1	1	33	33.0	33	0	0	0	-	-	0	33
9/29	Chi-W	1	1	3	58	19.3	24	0	0	0	-	-	0	58
10/6	at GB-L	1	1	3	30	10.0	13t	1	0	0	-	-	0	30
10/13	at Cle-W	1	0	8	83	10.4	24	0	0	0	-	-	0	83
10/20	Cin-L	1	1	5	41	8.2	14	0	0	0	-	-	0	41
10/27	Dal-W	1	1	4	54	13.5	40	0	0	0	-	-	0	54
11/10	at Chi-W	1	1	1	5	5.0	5t	1	0	0	-	-	0	5
11/17	at Pit-L	1	1	3	42	14.0	25	0	0	0	-	-	0	42
11/24	TB-L	1	1	3	46	15.3	19	0	0	0	-	-	0	46
11/28	GB-W	1	1	3	68	22.7	36	0	0	0	-	-	0	68
12/8	at Phi-L	1	1	0	0	-	-	0	0	0	-	-	0	0
12/16	Bal-L	1	1	1	5	5.0	5	0	0	0	-	-	0	5
12/22	NYG-L	1	1	2	14	7.0	8	0	0	0	-	-	0	14
12/29	at Min-L	1	1	0	0	-	-	0	0	0	-	-	0	0
Totals		16	13	38	490	12.9	40	2	0	0	-	-	0	490

KRIS DURHAM GAME-BY-GAME
2012, DETROIT

Date	Opp.	GP	GS	Rec.	RECEIVING				Att.	RUSHING				TOTAL OFFENSE
					Yds	Avg.	Lg	TD		Yds	Avg.	Lg	TD	
9/9	StL-W				(PRACTICE SQUAD)									
9/16	at SF-L				(PRACTICE SQUAD)									
9/23	at Ten-L				(PRACTICE SQUAD)									
9/30	Min-L				(PRACTICE SQUAD)									
10/14	at Phi-W				(PRACTICE SQUAD)									
10/22	at Chi-L				(PRACTICE SQUAD)									
10/28	Sea-W				(PRACTICE SQUAD)									
11/4	at Jac-w				(PRACTICE SQUAD)									
11/11	at Min-L				(PRACTICE SQUAD)									
11/18	GB-L				(PRACTICE SQUAD)									
11/22	Hou_L				(PRACTICE SQUAD)									
12/2	Ind-L				(PRACTICE SQUAD)									
12/9	at GB-L	1	1	4	54	13.5	27	0	0	0	-	-	0	54
12/16	at Ari-L	1	1	1	14	14.0	14	0	0	0	-	-	0	14
12/22	Atl-L	1	0	2	32	16.0	18	0	0	0	-	-	0	32
12/30	Chi-L	1	1	1	25	25.0	25t	1	0	0	-	-	0	25
Totals		4	3	8	125	15.6	25t	1	0	0	-	-	0	125

2011, DETROIT

Date	Opp.	GP	GS	Rec.	RECEIVING				Att.	RUSHING				TOTAL OFFENSE
					Yds	Avg.	Lg	TD		Yds	Avg.	Lg	TD	
9/11	at SF-L				(INACTIVE)									
9/18	at Pit-L	1	0	3	30	10.0	12	0	0	0	-	-	0	30
9/25	Ari-W				(INACTIVE)									
10/2	Atl-L				(INACTIVE)									
10/9	at NYG-W	1	0	0	0	-	-	0	0	0	-	-	0	0
10/23	at Cle-L				(INACTIVE)									
10/30	Cin-L	1	0	0	0	-	-	0	0	0	-	-	0	0
11/6	at Dal-L				(INACTIVE)									
11/13	Bal-W				(RESERVE/INJURED LIST - SHOULDER)									
11/20	at StL-W				(RESERVE/INJURED LIST - SHOULDER)									
11/27	Was-L				(RESERVE/INJURED LIST - SHOULDER)									
12/1	Phi-W				(RESERVE/INJURED LIST - SHOULDER)									
12/12	StL-W				(RESERVE/INJURED LIST - SHOULDER)									
12/18	at Chi-W				(RESERVE/INJURED LIST - SHOULDER)									
12/24	SF-L				(RESERVE/INJURED LIST - SHOULDER)									
1/1/12	at Ari-L				(RESERVE/INJURED LIST - SHOULDER)									
Totals		3	0	3	30	10.0	12	0	0	0	-	-	0	30



**Justin
ELLIS**

78

DEFENSIVE TACKLE | 6-2 | 335 | LOUISIANA TECH
ACQUIRED: D4a-'14 | NFL EXP.: 2 | RAIDERS EXP.: 2
HOMETOWN: MONROE, LA.
BORN: 12/27/90

TRANSACTIONS: Selected by Oakland Raiders in the fourth round (107th overall) of the 2014 NFL Draft, May 10, 2014.

2014: Played in all 16 games with 14 starts in the interior defensive line as a rookie...Recorded 39 tackles (21 solo) and one pass defended...Named to Sports Illustrated and Pro Football Writers Association All-Rookie Team...(9/7) at NYJ: Made NFL debut, recording two tackles (one)...(9/14) vs. Hou.: Posted three solo tackles...(9/21) at NE: Made first career start at nose tackle...Recorded three tackles (one)...(9/28) vs. Mia.: Made second straight start at nose tackle...Credited with two tackles (one)...(10/12) vs. SD: Posted a season-high four tackles (two)...(10/19) vs. Ari.: Totaled two tackles (one)...(10/26) at Cle.: Posted two assisted tackles...Helped limit the NFL's sixth-ranked rushing offense to just 1.6 yards per carry...(11/2) vs. Sea.: Posted three tackles (two)...(11/9) vs. Den.: Recorded first career pass defended, batting down a QB Peyton Manning pass...(11/16) at SD: Recorded three tackles (two)...(11/20) vs. KC: Assisted on two tackles...(11/30) at StL.: Recorded one solo stop...(12/7) vs. SF: Credited with three solo tackles...(12/14) at KC: Tied a season high with four tackles (three)...(12/21) vs. Buf.: Part of a dominant defensive effort, helping limit Buffalo to just 13 rushing yards, which tied for the third lowest opponent total in franchise history...Assisted on three tackles...(12/28) at Den.: Credited with two tackles (one) in season finale.

AT A GLANCE

- Played in all 16 games with 14 starts as a rookie, earning a spot on the Sports Illustrated and Pro Football Writers Association All-Rookie Team.
- Earned All-Conference USA honorable mention as a senior at Louisiana Tech.
- Finished his collegiate career with 102 tackles (37 solo), 2.5 sacks, 9.5 tackles for loss, three passes defended, two forced fumbles and two fumble recoveries.
- Also lettered three years on the track and field team in high school, finishing third in the state of Louisiana in the shot put as a junior.

COLLEGE: Played four years at Louisiana Tech...Started 25-of-37 games, with 14 coming at defensive tackle and 11 at nose guard...Finished with 102 tackles (37 solo), 2.5 sacks, 9.5 tackles for loss, three passes defended, two forced fumbles and two fumble recoveries...Started all 12 games as a senior, finishing the season with 48 tackles (15)...Added 5.5 tackles for loss, 1.5 sacks and one pass defended...Earned All-Conference USA honorable mention...Netted a season-high seven tackles against Southern Mississippi, including a career-best 2.5 tackles for loss and one sack...Played in eight games with two starts as a junior, due to injury...Recorded 21 tackles (nine) with two forced fumbles and one pass defended...Registered three solo tackles and his first career forced fumble at Houston...Tied a career-high seven tackles (three) and one forced fumble at San Jose State...Played in a career-high 13 games with 11 starts as a sophomore...Earned a second-team All-WAC selection...Recorded 29 tackles (11) with 3.5 tackles for loss, one sack and one pass defended...Tallied five total tackles against New Mexico State with 1.5 tackles for loss, 0.5 sacks and one fumble recovery as Louisiana Tech clinched the WAC Championship...Played in four games as a redshirt freshman...Recorded four tackles and 0.5 sacks and one fumble recovery...Assisted on a sack at New Mexico State...Recovered a fumble at San Jose State...Redshirted as a true freshman.

PERSONAL: Attended Neville High School in Monroe, La. ...Two-time first-team All-District 2-4A...Named first-team all-state by the Louisiana Sports Writers Association as a senior...Named second-team all-state by the Louisiana Football Coaches Association as a junior...Two-time All-Northeast Louisiana by the Monroe News-Star...Also lettered for three years on the track and field team, competing in the shot put...Finished third in the state of Louisiana in the shot put as a junior.

SINGLE-GAME HIGHS: TACKLES: Total – 4, two times; last: 12/14/14 at KC. Solo – 3, three times; last: 12/14/14 at KC. Passes defended – 1, 11/9/14 vs. Den.



JUSTIN ELLIS' CAREER STATISTICS

Year	Team	GP	GS	TACKLES						INTERCEPTIONS						FUMBLES		
				Tot.	Solo	Asst.	Sacks	Yds		No.	Yds	Lg	TD	PD		FF	FR	Yds
2014	Oakland	16	14	39	21	18	0.0	0.0		0	0	-	0	1		0	0	0
Totals		16	14	39	21	18	0.0	0.0		0	0	-	0	1		0	0	0

JUSTIN ELLIS GAME-BY-GAME
2014, OAKLAND

Date	Opp.	GP	GS	TACKLES						INTERCEPTIONS						FUMBLES		
				Tot.	Solo	Asst.	Sacks	Yds		No.	Yds	Lg	TD	PD		FF	FR	Yds
9/7	at NYJ-L	1	0	2	1	1	0.0	0.0		0	0	-	0	0		0	0	0
9/14	Hou-L	1	0	3	3	0	0.0	0.0		0	0	-	0	0		0	0	0
9/21	at NE-L	1	1	3	1	2	0.0	0.0		0	0	-	0	0		0	0	0
9/28	Mia-L	1	1	2	1	1	0.0	0.0		0	0	-	0	0		0	0	0
10/12	SD-L	1	1	4	2	2	0.0	0.0		0	0	-	0	0		0	0	0
10/19	Ari-L	1	1	2	1	1	0.0	0.0		0	0	-	0	0		0	0	0
10/26	at Cle-L	1	1	2	0	2	0.0	0.0		0	0	-	0	0		0	0	0
11/2	at Sea-L	1	1	3	2	1	0.0	0.0		0	0	-	0	0		0	0	0
11/9	Den-L	1	1	0	0	0	0.0	0.0		0	0	-	0	1		0	0	0
11/16	at SD-L	1	1	3	2	1	0.0	0.0		0	0	-	0	0		0	0	0
11/20	KC-W	1	1	2	0	2	0.0	0.0		0	0	-	0	0		0	0	0
11/30	at StL-L	1	1	1	1	0	0.0	0.0		0	0	-	0	0		0	0	0
12/7	SF-W	1	1	3	3	0	0.0	0.0		0	0	-	0	0		0	0	0
12/14	at KC-L	1	1	4	3	1	0.0	0.0		0	0	-	0	0		0	0	0
12/21	Buf-W	1	1	3	0	3	0.0	0.0		0	0	-	0	0		0	0	0
12/28	at Den-L	1	1	2	1	1	0.0	0.0		0	0	-	0	0		0	0	0
Totals		16	14	39	21	18	0.0	0.0		0	0	-	0	1		0	0	0



Spencer HADLEY

48

LINEBACKER | 6-1 | 230 | BYU
ACQUIRED: FA-'14 | NFL EXP.: 1 | RAIDERS EXP.: 1
HOMETOWN: CONNELL, WASH.
BORN: 10/30/89

TRANSACTIONS: Signed by New Orleans Saints as an undrafted free agent, May 12, 2014...Waived by Saints, June 2, 2014...Signed by Oakland Raiders, Aug. 6, 2014...Waived by Raiders, Aug. 30, 2014...Signed by Raiders to practice squad, Sept. 1, 2014...Signed by Raiders to active roster, Dec. 20, 2014.

2014: In training camp with the Raiders before being signed to the practice squad prior to the start of the season...Played in the Raiders' final two games of the season...(12/21) vs. Buf.: Made NFL debut, seeing action on special teams...(12/28) at Den.: Contributed on special teams.

COLLEGE: Played in 43 games over four seasons (2008, 2011-13) at BYU...Totaled 149 tackles (77 solo), 4.5 sacks, 13 tackles for loss and two INTs...As a senior, played in six games, recording 36 tackles (16), 2.5 tackles for loss, one sack, one INT, two passes defended and one fumble recovery before suffering a season-ending knee injury...As a junior in 2012, started all 13 games, recording 55 tackles (30), nine tackles for loss, 3.5 sacks, two fumble recoveries, one forced fumble and a pass breakup...Scored his lone collegiate TD on a fumble return in 2012... Majored in exercise science.


PERSONAL: Attended Connell (Wash.) High School...Was a dual threat as both an offensive and defensive standout...As a senior, recorded 60 carries for 606 yards (10.1 avg.) with nine TDs, and added 34 receptions for 541 yards and 11 TDs...Recognized as an Associated Press 1A first-team offensive and unanimous defensive selection...Also lettered four years in basketball and track...Served a mission in Roseville, Calif. ...An Eagle Scout.

AT A GLANCE

- Versatile linebacker enters his second NFL season after appearing in the Raiders' final two games as a rookie.
- Appeared in 43 games over four seasons at BYU, recording 149 tackles (77 solo), 4.5 sacks, 13 tackles for loss, two INTs, two forced fumbles, five fumble recoveries and four passes defended.
- Suffered a season-ending knee injury after playing in only six games of his senior campaign.
- Was a star running back in high school, recording 60 carries for 606 yards with nine TDs as a senior at Connell (Wash.) High School.

SPENCER HADLEY'S CAREER STATISTICS

Year	Team	GP	GS	TACKLES				Yds	INTERCEPTIONS					FUMBLES		
				Tot.	Solo	Asst.	Sacks		No.	Yds	Lg	TD	PD	FF	FR	Yds
2014	Oakland	2	0	0	0	0	0.0	0.0	0	0	-	0	0	0	0	0
Totals		2	0	0	0	0	0.0	0.0	0	0	-	0	0	0	0	0



Shelby HARRIS

75

DEFENSIVE END | 6-2 | 290 | ILLINOIS STATE
ACQUIRED: D7b-14 | NFL EXP.: 1 | RAIDERS EXP.: 1
HOMETOWN: MILWAUKEE, WIS.
BORN: 08/11/91

TRANSACTIONS: Selected by Oakland Raiders in the seventh round (235th overall) of the 2014 NFL Draft, May 10, 2014... Waived by Raiders, Sept. 18, 2014...Signed by Raiders to practice squad, Sept. 20, 2014...Signed by Raiders to active roster, Dec. 24, 2014.

2014: Inactive for the first two games of the season before being waived on Sept. 18...Added to Oakland's practice squad on Sept. 20, where he remained for the majority of his rookie campaign...Promoted to the active roster on Dec. 24 prior to the season finale...(12/28) at Den.: Made his NFL debut, registering two tackles (one solo) in his only appearance as a rookie.

COLLEGE: Played three years at Illinois State, seeing action in 33 games with 27 starts...Transferred from Wisconsin following his freshman season...Totaled 173 tackles (72 solo), 14 sacks, one forced fumble, four fumble recoveries, one INT and five passes defended...Started all 13 games at defensive tackle in 2012...Named a first-team All-Missouri Valley Football Conference selection...Ranked third on the team and fifth in the MVFC with 16 tackles for loss...Also ranked third on the team with seven sacks...Added 85 tackles, one forced fumble, three fumble recoveries, three passes defended and one INT...Posted a season-best effort with 12 tackles, two sacks and three tackles for loss against Missouri State...Recorded first career INT in the win at Indiana State...Credited with six tackles, two sacks, three tackles for loss and one pass defended in the playoff quarterfinal loss at Eastern Washington...Played in nine games, with six starts at defensive tackle in 2011...Was sixth on the team with 49 tackles, third on the team with 12.5 tackles for loss and added six sacks...Also forced a safety, blocked a pair of kicks and recovered one fumble...Posted two sacks and six tackles in a win over No. 16 Indiana State, and was named the MVFC Defensive Player of the Week...Played in all 11 games, with eight starts in 2010...Missouri Valley Football Conference All-Newcomer Team selection...Ranked seventh on the team with 39 tackles (19)...Tallied one sack...Posted six tackles in each win against No. 20 South Dakota State and Missouri State...Redshirted freshman season in 2009 at Wisconsin.

AT A GLANCE


- Spent most of his rookie campaign on Oakland's practice squad before debuting in the season finale at Denver on Dec. 28.
- Played three years at Illinois State, seeing action in 33 games with 27 starts, following his transfer from Wisconsin.
- Totaled 173 tackles (72 solo), 14 sacks, one forced fumble, four fumble recoveries, one INT and five passes defended in his collegiate career.
- Named a first-team All-Missouri Valley Football Conference selection in 2012.

PERSONAL: Attended Homestead High School in Mequon, Wis. ...Named first-team all-state, all-region, all-suburban and all-conference as a senior...Milwaukee Journal Sentinel all-area selection...Area player of the year...Was a team captain, team MVP and member of state championship team...Finished the season with 87 tackles, seven sacks, two forced fumbles and one fumble recovery...Named first-team all-state, all-region, all-suburban and all-conference as a junior...Milwaukee Journal Sentinel all-area selection...Named conference defensive player of the year...Recorded 106 tackles, six sacks, two blocked punts, three forced fumbles and one fumble recovery...Member of state championship team as a sophomore...Tallied 45 tackles, one INT and three sacks...Also lettered in basketball...Participated in a tree decorating event with the Raiders Women's Association in December 2014.

SINGLE-GAME HIGHS: TACKLES: Total – 2, 12/28/14 at Den. Solo – 1, 12/28/14 at Den.

SHELBY HARRIS' CAREER STATISTICS

Year	Team	GP	GS	TACKLES					Yds	INTERCEPTIONS					FUMBLES		
				Tot.	Solo	Asst.	Sacks			No.	Yds	Lg	TD	PD	FF	FR	Yds
2014	Oakland	1	0	2	1	1	0.0		0.0	0	0	-	0	0	0	0	0
Totals		1	0	2	1	1	0.0		0.0	0	0	-	0	0	0	0	0



DJ HAYDEN

25

CORNERBACK | 5-11 | 190 | HOUSTON
ACQUIRED: D1-'13 | NFL EXP.: 3 | RAIDERS EXP.: 3
HOMETOWN: HOUSTON, TEXAS
BORN: 06/27/90

TRANSACTIONS: Selected by Oakland Raiders in the first round (12th overall) of the 2013 NFL Draft, April 25, 2013.

CAREER: Former first-round selection enters his third season with the Raiders, having played in 18 games over the previous two years...Career totals include 74 tackles (60 solo), two INTs, 18 passes defended and one forced fumble...Began the 2014 campaign on the reserve/physically unable to perform list for the first six games before returning for the final 10...Played primarily in nickel situations as a rookie in 2013 before an injury ended his year.

2014: Spent the first six games on the reserve/physically unable to perform list with a foot injury before returning to play in the final 10 games with eight starts in second NFL season...Totaled 45 tackles (37 solo) and tied for the team lead with 16 passes defended...Also recorded second career INT...**(10/26) at Cle.:** Saw first action in nearly a calendar year, playing on special teams and in red zone defensive packages...**(11/2) at Sea.:** Played significant snaps on defense due to the absence of CB Carlos Rogers...Posted six tackles (three) and a career-best four passes defended...**(11/9) vs. Den.:** Started at cornerback and notched his first INT of the season, picking off QB Peyton Manning on the game's second play from scrimmage...Credited with two solo tackles and two passes defended...**(11/16) at SD:** Started at cornerback and registered a career-high seven tackles (six)...Posted one pass defended and helped limit San Diego to just 180 yards through the air...**(11/20) vs. KC:** Notched four tackles (three) and one pass defended...**(12/7) vs. SF:** Totaled four tackles (three) and one pass defended...**(12/14) at KC:** Credited with four solo tackles and two passes defended...**(12/21) vs. Buf.:** Tied a season high with six solo tackles...Also credited with two passes defended...**(12/28) at Den.:** Started eighth straight game, posting six tackles (five) and three passes defended.

2013: Played in eight games with two starts before having rookie season cut short due to a groin injury...Saw significant action on the outside in nickel situations...Recorded 29 tackles (23 solo), one INT, two passes defended and one forced fumble...



AT A GLANCE

- Raiders' first-round pick in 2013, career totals include 74 tackles (60 solo), two INTs, 18 passes defended and one forced fumble in 18 games.
- Played in 10 games with eight starts in 2014, setting career highs in tackles and passes defended.
- Played in eight games during his rookie year, posting 29 tackles and one INT before suffering a season-ending groin injury in November.
- As a senior at Houston, suffered a season-ending injury when he tore his inferior vena cava from a collision in practice.
- Earned first-team All-Conference USA honors despite playing in just nine games as a senior.

Placed on the reserve/injured list on Nov. 20...**(9/8) at Ind.:** Made NFL debut, seeing action at cornerback in nickel situations...Credited with three solo tackles...Also saw action as a gunner on punt coverage...**(9/15) vs. Jac.:** Posted six tackles (five) and first career pass defended...**(9/23) at Den.:** Made first career start...Saw extensive action, totaling six tackles (two)...**(10/6) vs. SD:** Recorded first career INT, picking off QB Philip Rivers in the end zone late in the fourth quarter, essentially clinching a Raiders victory...Also tied a season high with six tackles (five)...Credited with a pass defended...**(10/13) at KC:** Forced a third-quarter fumble with a hit on WR Donnie Avery inside the Raiders' 10-yard line...Added two solo tackles...**(10/27) vs. Pit.:** Credited with five solo tackles...**(11/3) vs. Phi.:** Made second start of the season...Posted one solo tackle.

COLLEGE: Played two years at Houston after transferring from Navarro Junior College in Corsicana, Texas...Garnered All-Conference USA honors in each of his two seasons at Houston...Played in 22 games with 21 starts before having his senior season cut short due to an injury to his inferior vena cava, suffered in a practice collision...Recorded 127 tackles (90 solo), six INTs, one sack, 11 tackles for loss, six forced fumbles, three fumble recoveries and 19 passes defended in two seasons...As a senior, started all nine games in which he appeared...Earned first-team All-Conference USA honors despite missing last portion of the season due to his injury...Ranked second on the team with four INTs and eight passes defended...Returned two of four INTs for TDs, including a 75-yard return at SMU and a 95-yard return vs. UTEP...Had two INTs vs. UTEP...Also picked off a pass and forced a fumble at UCLA...Posted a career-high 10 tackles vs. Louisiana Tech...Named Conference USA Defensive Newcomer of the Year as a junior...Named second-team All-Conference USA...Led team with 11 passes defended and finished fifth on team with two INTs...Forced a team-high five fumbles...Forced a fumble in each of the season's final five games...Recovered two fumbles...Had eight tackles for loss and one sack...Returned an INT 54 yards for a score at UAB...Helped lead Navarro Junior College to the 2010 NJCAA national championship...Played in 11 games, posting 35 tackles (33) as a sophomore...Ranked No.

41 on Rivals.com's top-50 junior college players...Had three INTs, including one return for a TD...Registered six passes defended... Played in 10 games as a freshman, totaling 23 tackles...Majored in sociology.

PERSONAL: Attended Fort Bend Elkins High School in Missouri City, Texas...Played four years of basketball...Participated in various Play 60 events and Toys for Tots as a rookie in 2013.

SINGLE-GAME HIGHS: TACKLES: Total – 7, 11/16/14 at SD. Solo – 6, two times; last: 12/21/14 vs. Buf. Interceptions – 1, two times; last: 11/9/14 vs. Den. Passes defended – 4, 11/2/14 at Sea. Forced fumbles – 1, 10/13/13 at KC.

DJ HAYDEN'S CAREER STATISTICS

Year	Team	GP	GS	TACKLES					Yds	INTERCEPTIONS					FUMBLES		
				Tot.	Solo	Asst.	Sacks			No.	Yds	Lg	TD	PD	FF	FR	Yds
2013	Oakland	8	2	29	23	6	0.0	0.0	0.0	1	0	0	0	2	1	0	0
2014	Oakland	10	8	45	37	8	0.0	0.0	0.0	1	-1	-1	0	16	0	0	0
Totals		18	10	74	60	14	0.0	0.0	0.0	2	-1	0	0	18	1	0	0

DJ HAYDEN GAME-BY-GAME

2014, OAKLAND

Date	Opp.	GP	GS	TACKLES					Yds	INTERCEPTIONS					FUMBLES		
				Tot.	Solo	Asst.	Sacks	No.		Yds	Lg	TD	PD	FF	FR	Yds	
9/7	at NYJ-L			(RESERVE/PHYSICALLY UNABLE TO PERFORM LIST - FOOT)													
9/14	Hou-L			(RESERVE/PHYSICALLY UNABLE TO PERFORM LIST - FOOT)													
9/21	at NE-L			(RESERVE/PHYSICALLY UNABLE TO PERFORM LIST - FOOT)													
9/28	Mia-L			(RESERVE/PHYSICALLY UNABLE TO PERFORM LIST - FOOT)													
10/12	SD-L			(RESERVE/PHYSICALLY UNABLE TO PERFORM LIST - FOOT)													
10/19	Ari-L			(RESERVE/PHYSICALLY UNABLE TO PERFORM LIST - FOOT)													
10/26	at Cle-L	1	0	0	0	0	0.0	0.0	0	0	-	0	0	0	0	0	0
11/2	at Sea-L	1	0	6	3	3	0.0	0.0	0	0	-	0	4	0	0	0	0
11/9	Den-L	1	1	2	2	0	0.0	0.0	1	-1	-1	0	2	0	0	0	0
11/16	at SD-L	1	1	7	6	1	0.0	0.0	0	0	-	0	1	0	0	0	0
11/20	KC-W	1	1	4	3	1	0.0	0.0	0	0	-	0	1	0	0	0	0
11/30	at StL-L	1	1	6	5	1	0.0	0.0	0	0	-	0	0	0	0	0	0
12/7	SF-W	1	1	4	3	1	0.0	0.0	0	0	-	0	1	0	0	0	0
12/14	at KC-L	1	1	4	4	0	0.0	0.0	0	0	-	0	2	0	0	0	0
12/21	Buf-W	1	1	6	6	0	0.0	0.0	0	0	-	0	2	0	0	0	0
12/28	at Den-L	1	1	6	5	1	0.0	0.0	0	0	-	0	3	0	0	0	0
Totals		10	8	45	37	8	0.0	0.0	1	-1	-1	0	16	0	0	0	0

2013, OAKLAND

Date	Opp.	GP	GS	TACKLES					Yds	INTERCEPTIONS					FUMBLES		
				Tot.	Solo	Asst.	Sacks			No.	Yds	Lg	TD	PD	FF	FR	Yds
9/8	at Ind-L	1	0	3	3	0	0.0	0.0	0	0	-	0	0	0	0	0	0
9/15	Jac-W	1	0	6	5	1	0.0	0.0	0	0	-	0	1	0	0	0	0
9/23	at Den-L	1	1	6	2	4	0.0	0.0	0	0	-	0	0	0	0	0	0
9/29	Was-L	1	0	0	0	0	0.0	0.0	0	0	-	0	0	0	0	0	0
10/6	SD-W	1	0	6	5	1	0.0	0.0	1	0	0	0	1	0	0	0	0
10/13	at KC-L	1	0	2	2	0	0.0	0.0	0	0	-	0	0	1	0	0	0
10/27	Pit-W	1	0	5	5	0	0.0	0.0	0	0	-	0	0	0	0	0	0
11/3	Phi-L	1	1	1	1	0	0.0	0.0	0	0	-	0	0	0	0	0	0
11/10	at NYG-L			(INACTIVE - GROIN)													
11/17	at Hou-W			(INACTIVE - GROIN)													
11/24	Ten-L			(RESERVE/INJURED LIST - GROIN)													
11/28	at Dal-L			(RESERVE/INJURED LIST - GROIN)													
12/8	at NYJ-L			(RESERVE/INJURED LIST - GROIN)													
12/15	KC-L			(RESERVE/INJURED LIST - GROIN)													
12/22	at SD-L			(RESERVE/INJURED LIST - GROIN)													
12/29	Den-L			(RESERVE/INJURED LIST - GROIN)													
Totals		8	2	29	23	6	0.0	0.0	1	0	0	0	2	1	0	0	0



ROY HELU, JR.

26

RUNNING BACK | 5-11 | 220 | NEBRASKA
ACQUIRED: UFA-'15 (Was.) | NFL EXP.: 5 | RAIDERS EXP.: 1
HOMETOWN: DANVILLE, CALIF.
BORN: 12/07/88

TRANSACTIONS: Selected by Washington Redskins in the fourth round (105th overall) of the 2011 NFL Draft...Signed by Oakland Raiders as an unrestricted free agent, March 11, 2015.

CAREER: Elusive fifth-year running back enters his first season with the Silver and Black after four years (2011-14) with Washington...Career totals include 48 games played with five starts, 255 attempts for 1,132 yards (4.4 avg.) with seven TDs, and 129 receptions for 1,152 yards (8.9 avg.) with three TDs...Appeared in 14 games last season, rushing for 216 yards on 40 carries (5.4 avg.) with one TD...Set career highs with 477 receiving yards and two receiving TDs on 42 receptions...In 2013, totaled a personal-best four rushing TDs on 62 carries with 274 yards (4.4 avg.)...Played in three games in 2012 before being placed on the reserve/injured list with an Achilles injury on Sept. 26...As a rookie in 2011, had his best rushing season with 151 carries for 640 yards with two TDs...Added a career-best 49 receptions for 379 yards and one TD.

AT A GLANCE

- Fifth-year running back joins the Raiders after four seasons with the Washington Redskins.
- Earned Pro Football Weekly/PFWA All-Rookie Team recognition in 2011 after setting career highs in starts (five), attempts (151), rushing yards (640) and receptions (49).
- Tied a Redskins franchise record with three rushing TDs, Oct. 20, 2013 vs. Chicago.
- Played in 48 career games at Nebraska, leaving the school ranked fourth on all-time rushing list with 3,404 yards.
- A two-time All-East Bay League honoree at San Ramon Valley High School in Danville, Calif.

2014 (with Was.): Played in 14 games with two starts and set career highs with 477 receiving yards and two receiving TDs...Also added 216 yards and one rushing TD on 40 carries...(9/7) at Hou.: Gained 46 yards on four carries and caught two passes for 15 yards...(9/15) vs. Jac.: Carried eight times for 25 yards and caught two passes for 11 yards...(9/21) at Phi.: Rushed for a 1-yard TD and caught a career-long 55-yard pass...(9/25) vs. NYG: Led the team in receptions (five) and receiving yards (78), marking the first time a running back led the team in receiving yards since he did so in Week 17 of the 2011 season...Recorded a 36-yard reception, giving him catches of 30-plus yards in consecutive games for the first time in his career...(10/6) vs. Sea.: Caught five passes for 59 yards...Added two rushes for -1 yard...(10/12) at Ari.: Rushed three times for 26 yards and caught two passes for 40 yards...Recorded a 33-yard reception to become the first Redskins running back in records available dating back to 1994 to record a reception of at least 30 yards in three games in a single season...(10/19) vs. Ten.: Rushed five times for 29 yards and caught three passes...(10/27) at Dal.: Gained 29 yards on five carries and caught two passes for 14 yards in the Monday Night overtime win against the Cowboys...(11/2) at Min.: Recorded four receptions for 46 yard and three carries for six yards...(11/16) vs. TB: Caught six passes for 57 yards including a 30-yard TD reception, his first receiving score since Week 17 of the 2011 season...(12/7) vs. StL.: Rushed once for five yards and caught four passes for 61 yards with one receiving TD, the second of his career...(12/28) vs. Dal.: Rushed six times for 42 yards and caught four passes for 41 yards.

2013 (with Was.): Played in all 16 games for Washington as a supplement to starter RB Alfred Morris...Rushed 62 times for 274 yards (4.4 avg.) with four rushing TDs...Caught 31 passes for 251 yards (8.1 avg.)...Tied a team record with three rushing TDs against the Bears in Week 7...(9/9) vs. Phi.: Had one carry for five yards and an 11-yard reception in the Monday Night opener...(9/15) at GB: Caught one pass for two yards...(9/22) vs. Det.: Hauled in three passes for 35 yards...(9/29) at Oak.: Scored his first rushing TD of the season, finishing the game with 13 carries for 41 yards...Added two receptions for 43 yards...(10/13) at Dal.: Rushed six times for 42 yards and added four receptions for 35 yards...(10/20) vs. Chi.: Carried 11 times for 41 yards and tied a Redskins record with three rushing TDs...(10/27) at Den.: Gained 11 yards on five carries and caught a 14-yard pass...(11/3) vs. SD: Contributed two rushes for 23 yards and one reception for six yards in the win...(11/7) at Min.: Rushed twice for eight yards and caught three passes for 27 yards in the Thursday Night loss...(11/17) at Phi.: Rushed three times for 39 yards and caught three passes for 11 yards...(11/25) vs. SF: Gained 26 yards on seven carries and caught one pass for seven yards...(12/1) vs. NYG: Rushed four times for six yards and caught four passes for 34 yards...(12/8) vs. KC: Rushed once for five yards and caught one pass for two yards in the snow against the Chiefs...(12/15) at Atl.: Recorded three carries for five yards and caught a 4-yard pass...(12/22) vs. Dal.: Finished the contest with -2 rushing yards on one carry with two receptions for five yards...(12/29) at NYG: Rushed three times for 24 yards and hauled in two passes for 14 yards in the season finale.

2012 (with Was.): Played in three games before being placed on the reserve/injured list with an Achilles injury on Sept. 26...(9/9) at NO: Saw action at running back in the season opener, rushing twice for two yards...Recorded three receptions for 25 yards in the victory...(9/16) at StL.: Caught one pass for no yards in limited action at running back...(9/23) vs. Cin.: Caught three passes for 28 yards as a reserve running back.

2011 (with Was.): Appeared in 15 games with five starts as a rookie...Earned Pro Football Weekly/Pro Football Writers of America All-Rookie Team honors after recording 151 carries for 640 yards (4.2 avg.), both career highs, with two TDs, and 49 receptions for 379 yards (7.7 avg.) with one TD...Led all NFL rookie running backs with 49 receptions...Finished with 1,019 combined rushing and receiving yards, the first time a Redskins rookie running back eclipsed the 1,000-yard mark since Reggie Brooks in 1993...(9/11) vs. NYG: Had one carry for two yards in his NFL debut...(9/18) vs. Ari.: Saw action at running back, totaling 10 carries for 74 yards...Also caught three passes for 38 yards...(11/6) vs. SF: Made first career start, finishing the game with 10 carries for 41 yards...Also recorded a franchise-record 14 receptions for 105 yards...The 14 receptions were the most by any NFL running back in a single game in 2011...(11/13) at Mia.: Had six carries for 41 yards, including his then-longest rush of 21 yards...Added three catches for 13 yards...(11/27) at Sea.: Carried the ball 23 times for 108 yards, marking his first 100-yard rushing performance...Added seven catches for 54 yards...Helped spur a comeback win with a 28-yard fourth-quarter TD run in which he hurdled a defender near the line of scrimmage...(12/4) vs. NYJ: Started and carried 23 times for 100 yards and a TD...Became the first Redskins rookie since Reggie Brooks (Weeks 10-11 in 1993) to rush for at least 100 yards in consecutive games...Added four catches for 42 yards...(12/11) vs. NE: Set single-game highs with 27 carries and 126 yards...Became the first rookie running back in franchise history with three straight games of at least 100 rushing yards...(12/18) at NYG: Carried 23

times for 53 yards, marking his fourth straight game with at least 20 rushing attempts...Added three receptions for 16 yards...**(1/1/12) at Phi.**: Carried the ball four times for five yards and caught two passes for 48 yards with one TD...His 47-yard TD reception was a then-career long and the longest by a rookie running back in team history.

COLLEGE: Played in 48 career games, making 28 starts, and totaled 578 rushes for 3,404 yards (5.9 avg.) and 28 TDs at Nebraska (2007-10)...His rushing yardage total ranked 11th in Big 12 history...Became the sixth Cornhusker to rush for over 3,000 yards in his career...Finished fourth on the school's all-time rushing list, and currently ranks fifth...Also caught 54 passes for 501 yards (9.3 avg.)...As a senior, played in 14 games with 12 starts, rushing 188 times for 1,245 yards (6.6 avg.) with 11 TDs...Caught five passes for 46 yards...Set a school record with 307 rushing yards vs. Missouri, earning him National Player of the Week honors from Walter Camp and Rivals.com, and Big 12 Offensive Player of the Week recognition...Earned All-Big 12 Conference second-team honors from The NFL Draft Report, the league's coaches and Fort Worth Star-Telegram...Also named third-team All-Big 12 by Phil Steele...A second-team All-Academic Big 12 selection...Served as a team captain and was named the squad's Most Valuable Player for the second consecutive season...Earned Academic All-Big 12 Conference and Big 12 Commissioner's spring and fall Academic Honor Roll recognition in 2010...As a junior, named second-team All-Big 12 Conference by The NFL Draft Report, the league's coaches, the Kansas City Star, Dallas Morning News and Rivals.com...Named Nebraska's Offensive MVP and a member of the Doak Walker Award and Maxwell Award Watch Lists...As a junior, eclipsed the 100-yard mark four times in 14 games...Ranked fourth in the conference with 220 carries for 1,147 yards (6.6 avg.) and 10 TDs...Finished third on the team with 19 receptions for 149 yards (7.8 avg.) and ranked second on the team with 1,296 all-purpose yards...As a sophomore, played in 13 games with two starts and earned an All-Big 12 Conference honorable mention...Carried the ball 125 times for 803 yards (6.4 avg.) with seven TDs...Also caught 25 passes for 266 yards (10.6 avg.)...Played in seven games as a freshman, totaling 209 yards on 45 carries (4.6 avg.)...One of 11 true freshman to play that season...Majored in sociology.

PERSONAL: Attended San Ramon Valley High School in Danville, Calif. ...Earned All-East Bay League honors in each of his final two seasons...Coached by Dave Kravitz...As a senior, totaled 181 rushes for 1,085 yards (6.0 avg.) with 11 TDs...Added 20 receptions for 280 yards (14.0 avg.) with one TD through the air...Helped guide his team to a 10-2 record in 2006...As a junior, rushed for 1,526 yards and 19 TDs on 186 carries (8.2 avg.)...Also caught 30 passes for 500 yards and four TDs...Saw some action at free safety, notching one INT...An active member in the community, volunteered at the annual All-Star Survivors Celebration for women battling cancer in 2013 at Redskins Park...In 2011, worked with the Washington Redskins Charitable Foundation to speak to students about the importance of good health, and to lead kids in fitness activities as part of NFL's Play 60 campaign...Was a regular participant in Nebraska's community outreach activities, working with numerous FCA activities, as well as volunteering at Elliot Elementary School as part of the Cornhuskers' team hospital visits.

MISCELLANEOUS STATISTICS: Special teams tackles – 3 in 2013, 1 in 2014; NFL totals: 4. Fumble recoveries – 1 in 2011, 2 in 2013, 1 in 2014; NFL totals: 4.

CAREER HIGHS: RUSHING: Attempts – 27, 12/11/11 vs. NE. Yards – 126, 12/11/11 vs. NE. Long – 28t, 11/27/11 at Sea. Touchdowns – 3, 10/20/13 vs. Chi. RECEIVING: Receptions – 14, 11/6/11 vs. SF. Yards – 105, 11/6/11 vs. SF. Long – 55, 9/21/14 at Phi. Touchdowns – 1, three times; last: 11/30/14 at Ind.

ROY HELU, JR.'S CAREER STATISTICS

Year	Team	GP	GS	RUSHING					RECEIVING					TOTAL OFFENSE
				Att.	Yds	Avg.	Lg	TD	Rec.	Yds	Avg.	Lg	TD	
2011	Washington	15	5	151	640	4.2	28t	2	49	379	7.7	47t	1	1,019
2012	Washington	3	0	2	2	1.0	1	0	7	45	6.4	21	0	47
2013	Washington	16	0	62	274	4.4	24	4	31	251	8.1	28	0	525
2014	Washington	14	0	40	216	5.4	18	1	42	477	11.4	55	2	693
Totals		48	5	255	1,132	4.4	63t	7	129	1,152	8.9	73t	3	2,284

ROY HELU, JR. GAME-BY-GAME

2014, WASHINGTON

Date	Opp.	GP	GS	RUSHING					RECEIVING					TOTAL OFFENSE
				Att.	Yds	Avg.	Lg	TD	Rec.	Yds	Avg.	Lg	TD	
9/7	at Hou-L	1	0	4	46	11.5	16	0	2	15	7.5	9	0	61
9/14	Jac-W	1	0	8	25	3.1	9	0	2	11	5.5	6	0	36
9/21	at Phi-L	1	0	1	1	1.0	1t	1	1	55	55.0	55	0	56
9/25	NYG-L	1	0	2	8	4.0	6	0	5	78	15.6	36	0	86
10/6	Sea-L	1	0	2	-1	-0.5	4	0	5	59	11.8	22	0	58
10/12	at Ari-L	1	0	3	26	8.7	16	0	2	40	20.0	33	0	66
10/19	Ten-W	1	0	5	29	5.8	15	0	3	-9	-3.0	1	0	20
10/27	at Dal-W	1	0	5	29	5.8	18	0	2	14	7.0	7	0	43
11/2	at Min-L	1	0	3	6	2.0	5	0	4	46	11.5	24	0	52
11/16	TB-L	1	0	0	0	-	-	0	6	57	9.5	30t	1	57
11/23	at SF-L	1	0	0	0	-	-	0	2	9	4.5	7	0	9
11/30	at Ind.-L	1	0	1	5	5.0	5	0	4	61	15.3	31	1	66
12/7	StL-L	1	0	0	0	-	-	0	0	0	-	-	0	0
12/14	at NYG-L			(INACTIVE-TOE)										
12/21	Phi-W			(INACTIVE-TOE)										
12/28	Dal-L	1	0	6	42	7.0	15	0	4	41	10.3	19	0	83
Totals		14	0	40	216	5.4	18	1	42	477	11.4	55	2	693

ROY HELU, JR. GAME-BY-GAME

2013, WASHINGTON

Date	Opp.	GP	GS	RUSHING					RECEIVING					TOTAL OFFENSE
				Att.	Yds	Avg.	Lg	TD	Rec.	Yds	Avg.	Lg	TD	
9/9	Phi-L	1	0	1	5	5.0	5	0	1	11	11.0	11	0	16
9/15	at GB-L	1	0	0	0	-	-	0	1	2	2.0	2	0	2
9/22	Det-L	1	0	0	0	-	-	0	3	35	11.7	15	0	35
9/29	at Oak-W	1	0	13	41	3.2	14t	1	2	43	21.5	28	0	84
10/13	at Dal-L	1	0	6	42	7.0	17	0	4	35	8.8	18	0	77
10/20	Chi-W	1	0	11	41	3.7	14t	3	1	5	5.0	5	0	46
10/27	at Den-L	1	0	5	11	2.2	4	0	1	14	14.0	14	0	25
11/3	SD-W	1	0	2	23	11.5	21	0	1	6	6.0	6	0	29
11/7	at Min-L	1	0	2	8	4.0	4	0	3	23	7.7	9	0	31
11/17	at Phi-L	1	0	3	39	13.0	24	0	3	11	3.7	5	0	50
11/25	SF-L	1	0	7	26	3.7	12	0	1	7	7.0	7	0	33
12/1	NYG-L	1	0	4	6	1.5	3	0	4	34	8.5	20	0	40
12/8	KC-L	1	0	1	5	5.0	5	0	1	2	2.0	2	0	7
12/15	at Atl-L	1	0	3	5	1.7	5	0	1	4	4.0	4	0	9
12/22	Dal-L	1	0	1	-2	-2.0	-2	0	2	5	2.5	4	0	3
12/29	at NYG-L	1	0	3	24	8.0	19	0	2	14	7.0	9	0	38
Totals		16	0	62	274	4.4	24	4	31	251	8.1	28	0	525

2012, WASHINGTON

Date	Opp.	GP	GS	RUSHING					RECEIVING					TOTAL OFFENSE
				Att.	Yds	Avg.	Lg	TD	Rec.	Yds	Avg.	Lg	TD	
9/9	SD-L	1	0	2	2	1.0	1	0	3	25	8.3	21	0	27
9/16	at Mia-L	1	0	0	0	-	-	0	1	0	0.0	0	0	0
9/23	Pit-W	1	0	0	0	-	-	0	3	20	6.7	9	0	20
9/30	at Den-L			(RESERVE/INJURED LIST - ACHILLES)										
10/7	at Atl-L			(RESERVE/INJURED LIST - ACHILLES)										
10/14	Jac-W			(RESERVE/INJURED LIST - ACHILLES)										
10/21	at KC-W			(RESERVE/INJURED LIST - ACHILLES)										
10/28	TB-L			(RESERVE/INJURED LIST - ACHILLES)										
11/4	at Bal-L			(RESERVE/INJURED LIST - ACHILLES)										
11/18	NO-L			(RESERVE/INJURED LIST - ACHILLES)										
11/22	at Cin-L			(RESERVE/INJURED LIST - ACHILLES)										
12/3	Cle-L			(RESERVE/INJURED LIST - ACHILLES)										
12/9	Den-L			(RESERVE/INJURED LIST - ACHILLES)										
12/16	KC-W			(RESERVE/INJURED LIST - ACHILLES)										
12/23	at Car-L			(RESERVE/INJURED LIST - ACHILLES)										
12/30	at SD-L			(RESERVE/INJURED LIST - ACHILLES)										
Totals		3	0	2	2	1.0	1	0	7	45	6.4	21	0	47

2011, WASHINGTON

Date	Opp.	GP	GS	RUSHING					RECEIVING					TOTAL OFFENSE
				Att.	Yds	Avg.	Lg	TD	Rec.	Yds	Avg.	Lg	TD	
9/11	NYG-W	1	0	1	2	2.0	2	0	0	0	-	-	0	2
9/18	Ari-W	1	0	10	74	7.4	18	0	3	38	12.7	33	0	112
9/26	at Dal-L	1	0	5	15	3.0	7	0	2	17	8.5	14	0	32
10/2	at StL-W	1	0	8	35	4.4	9	0	0	0	-	-	0	35
10/16	Phi-L	1	0	2	6	3.0	4	0	2	11	5.5	8	0	17
10/23	at Car-L	1	0	1	-1	-1.0	-1	0	2	6	3.0	4	0	5
10/30	at Buf-L	1	0	0	0	-	-	0	3	20	6.7	8	0	20
11/6	SF-L	1	1	10	41	4.1	16	0	14	105	7.5	17	0	146
11/13	at Mia-L	1	0	6	41	6.8	21	0	3	13	4.3	6	0	54
11/20	Dal-L	1	0	8	35	4.4	13	0	2	3	1.5	5	0	38
11/27	at Sea-W	1	1	23	108	4.7	28t	1	7	54	7.7	14	0	162
12/4	NYJ-L	1	1	23	100	4.3	22	1	4	42	10.5	23	0	142
12/11	NE-L	1	1	27	126	4.7	26	0	2	6	3.0	8	0	132
12/18	at NYG-W	1	1	23	53	2.3	8	0	3	16	5.3	9	0	69
12/24	Min-L			(INACTIVE - TOE/KNEE)										
1/1/12	at Phi-L	1	0	4	5	1.3	7	0	2	48	24.0	47t	1	53
Totals		15	5	151	640	4.2	28t	2	49	379	7.7	47t	1	1,019



Trindon HOLLIDAY

16

WIDE RECEIVER/RETURN SPECIALIST | 5-5 | 165 | LSU
ACQUIRED: FA-'15 | NFL EXP.: 6 | RAIDERS EXP.: 1
HOMETOWN: BATON ROUGE, LA.
BORN: 04/27/86

TRANSACTIONS: Selected by Houston Texans in the sixth round (197th overall) of the 2010 NFL Draft...Waived by Texans, Sept. 3, 2011...Signed by Texans to practice squad, Sept. 4, 2011...Waived by Texans, Oct. 12, 2011...Re-signed by Texans, Oct. 12, 2011...Waived by Texans, Oct. 25, 2011...Re-signed by Texans to practice squad, Oct. 27, 2011...Signed by Texans as a reserve/future free agent, Jan. 18, 2012...Waived by Texans, Oct. 10, 2012...Claimed via waivers by Denver Broncos, Oct. 11, 2012...Signed by New York Giants as an unrestricted free agent, March 11, 2014...Released by Giants, Oct. 6, 2014...Signed by Tampa Bay Buccaneers as a free agent, Nov. 17, 2014...Released by Buccaneers, Nov. 17, 2014...Signed by San Francisco 49ers as a free agent, Dec. 26, 2014...Released by 49ers, April 30, 2015...Signed by Oakland Raiders as a free agent, June 3, 2015.

CAREER: Veteran return specialist enters his first season with the Silver and Black...Spent time with the New York Giants, Tampa Bay Buccaneers and San Francisco 49ers last season, appearing in two games (one each with the Buccaneers and 49ers)...Played in 15 games for the Denver Broncos in 2013, ranking sixth in the NFL with a kick-return average of 27.7 yards...Earned AFC Special Teams Player of the Month honors for September 2013...Played in five games for the Houston Texans before appearing in 10 contests with Denver in 2012...Saw action in one game with the Texans in 2011, spending the majority of the season on the club's practice squad...Originally entered the league as a sixth-round selection (197th overall) of the Texans in 2010...

Spent entire rookie campaign on the reserve/injured list...Career totals include 33 games played with 82 punt returns for 769 yards (9.4 avg.) with two TDs and 54 kickoff returns for 1,455 yards (26.9 avg.) and two TDs...Also owns two career receptions for 17 yards (8.5 avg.) and one rush for seven yards...Postseason totals include three punt returns for 90 yards (30.0 avg.) with one TD and 12 kickoff returns with 344 yards (28.7 avg.) and one TD.

AT A GLANCE

- Spent time with the New York Giants, Tampa Bay Buccaneers and San Francisco 49ers in 2014.
- Owner of six career return TDs, two of them coming in the 2012 postseason with Denver.
- Averaged 27.7 yards per kickoff return in 2013, good for sixth in the NFL.
- Owns two 105-yard kickoff returns for TDs, a Broncos-franchise record.
- An eight-time track and field All-American, captured the 2009 NCAA championship in the 100-meter dash.

2014 (with NYG, TB and SF): Began the 2014 campaign with the Giants after signing with New York as an unrestricted free agent on March 18...Joined the Buccaneers on Oct. 21 after being released by the Giants earlier in the month...Finished the season with the 49ers, appearing in one game for San Francisco...**(10/26) vs. Min.:** While with the Buccaneers, returned two punts for 17 yards and two kickoffs for 45 yards...**(12/28) vs. Ari.:** As a member of the 49ers, brought back three kickoffs for 83 yards in the regular-season finale.

2013 (with Den.): Played in 15 games for the Broncos, ranking sixth in the NFL with a kick-return average of 27.7 yards...Tied for the league lead with two return scores...Returned a 81-yard punt for a TD to mark the longest regular season punt return of his career...Earned AFC Special Teams Player of the Month honors for September...Finished the season with 28 kickoff returns for 775 yards (27.7 avg.) with one TD and 32 punt returns for 271 yards (8.5 avg.) and one TD...Played in all three postseason contests, totaling nine kickoff returns for 186 yards (20.7 avg.)...**(9/15) at NYG:** Finished with four punt returns for 121 yards, including a personal-long 81-yard punt return for a score, earning him AFC Special Teams Player of the Week recognition...**(9/29) vs. Phi.:** Tied his career long and his own team record with a 105-yard kickoff return for a TD...**(10/20) at Ind.:** Brought back four kickoffs for a season-high 123 yards (30.8 avg.), including a long of 56 yards...Also returned four punts for 16 yards...**(12/22) at Hou.:** Brought back a season-high five punts for 21 yards (4.2 avg.)...**Postseason: Super Bowl XLVIII (2/2/14) vs. Sea.:** Returned a season-high five kickoffs for 105 yards (21.0 avg.).

2012 (with Hou. and Den.): Began the season with Houston, playing in five games, before being waived by the Texans and claimed by Denver on Oct. 11...Appeared in 10 games for the Broncos to close out the season, plus one postseason contest...Totalled 47 punt returns for 481 yards (10.2 avg.) with one TD and 21 kickoff returns for 552 yards (26.3 avg.) with one score...Also caught two passes on offense for 17 yards (8.5 avg.)...Averaged 32.5 yards per kick return and 10.2 yards per punt return after joining the Broncos...**(11/4) at Cin.:** Earned first AFC Special Teams Player of the Week honors after scoring his first career TD on a 105-yard kick return...The 105-yard return set a new personal and team long...Marked the longest play in Broncos history...**(11/11) at Car.:** Became the second Broncos player to record special teams TDs in back-to-back games with a 76-yard punt return for the TD...Marked first career punt return TD...Posted first two career receptions for 17 yards...Totalled eight punt returns in the game, a career high...**Postseason: (1/12/13) vs. Bal.:** Registered the longest punt return (90-yard TD) and second longest kickoff return (104-yard TD) in NFL postseason history in the AFC Divisional Playoff contest...Became the first player in league annals with multiple return scores in a postseason game.

2011 (with Hou.): Saw action in one game with Houston, spending the majority of the season competing on the team's practice squad...Finished the season with just one punt return for no gain.

2010 (with Hou.): Spent his entire rookie campaign on the reserve/injured list with a thumb injury after competing during the preseason...Placed on the reserve/injured list on Aug. 30.

COLLEGE: Played four years at LSU, finishing his career ranked second in school history with 1,806 career kickoff returns yards and seventh in LSU annals with 647 punt return yards...Combined return yardage total (2,453) ranks second in school history...Finished career with 3,297 all-purpose yards, good for 10th in school annals...Returned two punts and two kickoffs for TDs...Named Southeastern Conference Special Teams Player of the Week on three occasions...Was also an offensive threat, totaling 115 rushing attempts for 776 yards (6.7 avg.) with four TDs...As a senior, doubled as a running back and return specialist for the Tigers...Led the SEC and ranked second in the NCAA with a punt return average of 18.1 yards...Played in all 13 games as a

junior, racking up 609 kickoff return yards, the second most in a single season in school history, on 27 tries...Returned a punt 92 yards for a TD against North Texas, earning him his third SEC Special Teams Player of the Week award...As a sophomore, finished with a kickoff return average of 26.2 yards, good for fourth in the conference...Earned second Special Teams Player of the Week honor with a 98-yard kickoff return for a TD against Ole Miss...As a freshman, brought back one kickoff for a TD, fourth in the NCAA...Scored the game-winning TD against Arkansas with a 92-yard kickoff return, earning his first SEC Special Teams Player of the Week award...Competed as an eight-time All-American in track and field, capturing the 2009 NCAA title in the 100-meter dash with a time of 10.0 seconds...Majored in general studies.

PERSONAL: Attended Northeast High School in Zachary, La., where he rushed for 2,210 yards and 34 TDs as a senior... Totaled 1,870 yards and 26 scores as a junior...Also competed in track and field, posting the nation's fastest indoor times in the 55- and 60-meter dash in 2005...Finished as a four-time state champion in the 200 meters and a three-time state champion in the 100 meters.

SINGLE-GAME HIGHS: RECEIVING: Receptions – 2, 11/11/12 at Car. Yards – 17, 11/11/12 at Car. Long – 15, 11/11/12 at Car. RUSHING: Attempts – 1, 10/27/13 vs. Was. Yards – 7, 10/27/13 vs. Was. Long – 7, 10/27/13 vs. Was. PUNT RETURNS: Returns – 8, 11/11/12 at Car. Yards – 125, 11/11/12 at Car. Long – 81t, 9/15/13 at NYG. Touchdowns – 1, two times; last: 9/15/13 at NYG. KICKOFF RETURNS: Returns – 4, four times; last: 12/22/13 at Hou. Yards – 123, 10/20/13 at Ind. Long – 105t, two times; last: 9/29/13 vs. Phi.

TRINDON HOLIDAY'S CAREER STATISTICS

		RECEIVING							RUSHING					TOTAL
Year	Team	GP	GS	Rec.	Yds	Avg.	Lg	TD	Att.	Yds	Avg.	Lg	TD	OFFENSE
2011	Houton	1	0	0	0	-	-	0	0	0	-	-	0	0
2012	Hou./Den.	15	0	2	17	8.5	15	0	0	0	-	-	0	17
2013	Denver	15	0	0	0	-	-	0	1	7	7.0	7	0	7
2014	TB/SF	2	0	0	0	-	-	0	0	0	-	-	0	0
Totals		33	0	2	17	8.5	15	0	1	7	7.0	7	0	24

		KICKOFF RETURNS					PUNT RETURNS					
Year	Team	No.	Yds	Avg.	Lg	TD	No.	FC	Yds	Avg.	Lg	TD
2011	Houton	0	0	-	-	0	1	3	0	0.0	0	0
2012	Hou./Den.	21	552	26.3	105t	1	47	10	481	10.2	76t	1
2013	Denver	28	775	27.7	105t	1	32	11	271	8.5	81t	1
2014	TB/SF	5	128	25.6	32	0	2	1	17	8.5	17	0
Totals		54	1,455	26.9	105t	2	82	25	769	9.4	81t	2

POSTSEASON												
2012	Denver	3	158	52.7	104t	1	3	1	90	30.0	90t	1
2013	Denver	9	186	20.7	37	0	0	0	0	-	-	0
Totals		12	344	28.7	104t	1	3	1	90	30.0	90t	1

TRINDON HOLIDAY GAME-BY-GAME

2013, DENVER

KICKOFF RETURNS							PUNT RETURNS						
Date	Opp.	Ret.	Yds	Avg.	Lg	TD	Ret.	FC	Yds	Avg.	Lg	TD	
9/5	Bal-W	0	0	-	-	0	4	0	36	9.0	14	0	
9/15	at NYG-W	2	34	17.0	22	0	4	1	121	30.3	81t	1	
9/23	Oak-W	0	0	-	-	0	3	1	34	11.3	20	0	
9/29	Phi-W	1	105	105.0	105t	1	2	0	0	0.0	0	0	
10/6	at Dal-W	3	87	29.0	40	0	1	0	9	9.0	9	0	
10/13	Jac-W	0	0	-	-	0	1	1	1	1.0	1	0	
10/20	at Ind-L	4	123	30.8	56	0	4	2	16	4.0	12	0	
10/27	Was-W	1	30	30.0	30	0	1	1	10	10.0	10	0	
11/10	at SD-W	4	103	25.8	30	0	2	3	6	3.0	6	0	
11/17	KC-W	1	28	28.0	28	0	3	0	17	5.7	12	0	
11/24	at NE-L	3	36	12.0	12	0	1	0	0	0.0	0	0	
12/1	at KC-W	1	22	22.0	22	0	0	0	0	-	-	0	
12/8	Ten-W	(INACTIVE)											
12/12	SD-L	4	108	27.0	39	0	0	1	0	-	-	0	
12/22	at Hou-W	4	99	24.8	32	0	5	1	21	4.2	8	0	
12/29	at Oak-W	0	0	-	-	0	1	0	0	0.0	0	0	
Totals		28	775	27.7	105t	1	32	11	271	8.5	81t	1	
POSTSEASON													
1/12/14	SD-W	3	77	25.7	37	0	0	0	0	-	-	0	
1/19/14	NE-W	1	4	4.0	4	0	0	0	0	-	-	0	
2/2/14	Sea-L	5	105	21.0	32	0	0	0	0	-	-	0	
Totals		9	186	20.7	37	0	0	0	0	-	-	0	

TRINDON HOLLIDAY GAME-BY-GAME
2012, HOUSTON/DENVER

Date	Opp.	KICKOFF RETURNS					PUNT RETURNS					
		Ret.	Yds	Avg.	Lg	TD	Ret.	FC	Yds	Avg.	Lg	TD
*9/9	Mia-W	3	47	15.7	19	0	1	2	14	14.0	14	0
*9/16	at Jac-W	2	58	29.0	30	0	6	2	77	12.8	36	0
*9/23	at Den-W	0	0	-	-	0	4	1	19	4.8	13	0
*9/30	Ten-W	2	56	28.0	30	0	4	0	34	8.5	11	0
*10/8	at NYJ-W	3	33	11.0	14	0	1	1	3	3.0	3	0
10/15	at SD-W	0	0	-	-	0	2	0	12	6.0	12	0
10/28	NO-W	0	0	-	-	0	4	1	43	10.8	22	0
11/4	at Cin-W	2	119	59.5	105t	1	2	0	2	1.0	2	0
11/11	at Car-W	2	44	22.0	27	0	8	1	125	15.6	76t	1
11/18	SD-W	1	18	18.0	18	0	3	0	22	7.3	9	0
11/25	at KC-W	2	92	46.0	50	0	0	1	0	-	-	0
12/2	TB-W	1	26	26.0	26	0	4	0	95	23.8	45	0
12/6	at Oak-W	1	33	33.0	33	0	1	1	0	0.0	0	0
12/16	at Bal-W	1	20	20.0	20	0	5	0	33	6.6	27	0
12/23	Cle-w	1	6	6.0	6	0	2	0	2	1.0	2	0
12/30	KC-W	(INACTIVE)										
Totals		21	552	26.3	105t	1	47	10	481	10.2	76t	1

POSTSEASON

1/12/13	Bal-L	3	158	52.7	104t	1	3	1	90	30.0	90t	1
---------	-------	---	-----	------	------	---	---	---	----	------	-----	---

*denotes with Houston



Andre HOLMES

18

WIDE RECEIVER | 6-4 | 210 | HILLSDALE
ACQUIRED: W-'13 (NE) | NFL EXP.: 4 | RAIDERS EXP.: 3
HOMETOWN: ELK GROVE, ILL.
BORN: 06/16/88

TRANSACTIONS: Signed by Minnesota Vikings as an undrafted free agent, July 27, 2011...Waived by Vikings, Aug. 29, 2011...Signed by Dallas Cowboys to practice squad, Sept. 5, 2011...Signed by Cowboys to active roster, Dec. 9, 2011...Waived by Cowboys, Nov. 24, 2012...Re-signed by Cowboys to practice squad, Nov. 27, 2012...Signed by New England Patriots as a reserve/future free agent, Jan. 21, 2013...Waived by Patriots, May 10, 2013...Claimed via waivers by Oakland Raiders, May 13, 2013...Re-signed by Raiders as a restricted free agent, April 8, 2015.

CAREER: Explosive receiver returns for his third season with the Raiders after starting the final 13 games of 2014 and leading the team with a career-high 693 receiving yards on 47 receptions with four TDs...His 47 receptions (third on team) and four receiving TDs (tied for second) were also personal bests... Since joining the Raiders as a waiver-wire acquisition following the 2013 draft, has appeared in 26 games, starting 17, and has totaled 72 catches for 1,124 yards and five TDs for the Silver and Black...Made the Cowboys' season-opening roster as a rookie in 2012, caught his first two passes, and provided solid contributions on special teams, including an onside-kick recovery before being waived and re-signed to the practice squad.

AT A GLANCE

- Led the Raiders in receiving in 2014, posting career highs with 47 receptions for 693 yards (14.7 avg.) with four TDs.
- Enters 2015 as one of only two players in the NFL from Hillsdale College, along with former Raiders teammate Jared Veldheer.
- In 2012, became the sixth player from Hillsdale to play in an NFL game, joining G Howard Mudd (1964-70), HB Bruce McLenna (1966), K Chester Marcol (1972-80), WR Nate Johnson (1980) and Veldheer (2010-14).
- Father, Kevin, helped DePaul's basketball team to four NCAA tournament appearances in the 1980s.

2014: Enjoyed a career year, contributing in all 16 games with 13 starts...Set new personal highs with 47 receptions, a team-leading 693 receiving yards and four TDs...**(9/14) vs. Hou.:** Caught five passes for 45 yards (9.0 avg.), picking up two crucial first downs on the Raiders' second fourth-quarter TD drive...**(9/21) at NE:** Picked up one reception for a game-long 29 yards...**(9/28) vs. Mia.:** Earned first start of the season and caught five passes for 74 yards (14.8 avg.) and a TD...Hauled in 22-yard TD pass from QB Matt McGloin in the fourth quarter, the second score of his career...**(10/12) vs. SD:** Recorded his second career 100-yard game and first multi-TD game, catching four passes for 121 yards (30.3 avg.), including a career-long 77-yard reception...His 77-yard TD catch from QB Derek Carr was the longest passing play for the Raiders all season, and the longest by a Raider since TE Zach Miller's 86-yard score on Oct. 10, 2009...First multi-TD game by a Raider since TE Brandon Myers on Dec. 12, 2012...Finished the first half with three catches for 115 yards, the most yards with three-or-fewer catches in a single half in franchise history...**(10/19) vs. Ari.:** Finished with three receptions for 34 yards (11.3 avg.) and a long of 18 yards...All three catches came in the fourth quarter...**(10/26) at Cle.:** Hauled in five passes for 69 yards (13.8 avg.) and a TD...Scored fourth TD of the season on a short pass from Carr, which he took 10 yards to the end zone...Made a 31-yard catch in the second quarter to move the Raiders into Browns territory...**(11/2) at Sea.:** Started and caught two passes for 28 yards...**(11/16) at SD:** Caught two passes for 19 yards (9.5 avg.), surpassing his previous career high in receptions (25)...**(11/20) vs. KC:** Led the team with 55 receiving yards...Tied for team lead with five receptions...Broke free along the right sideline for a 37-yard gain in the third quarter...**(11/30) at StL.:** Caught three passes for 28 yards...**(12/7) vs. SF:** Recorded two receptions for 38 yards in the win over the crosstown-rival 49ers...**(12/14) at KC:** Hauled in five passes, tied for his season high, for a team-leading 70 yards (14.0 avg.), including a 33-yard diving grab late in the fourth quarter on the team's lone TD drive...**(12/21) vs. Buf.:** Caught three passes for 73 yards (24.3 avg.), including his second catch of 50-plus yards on the season...Made a leaping grab for 51 yards on a critical third-and-22 play in the fourth quarter, keeping the Raiders' second TD drive of the game alive...**(12/28) at Den.:** Recorded two receptions for 10 yards.



2013: Spent the first four games of the season on the reserve/suspended list before being added to the active roster...Recorded his first reception as a Raider in Week 11 at Hou. ...Made his first NFL start on Nov. 24 vs. Ten. ...Enjoyed a breakout season, posting 25 catches for 431 yards and one TD...**(10/13) at KC:** Saw his first action of the season and made his Raider debut...**(11/10) at NYG:** Saw action on offense and on special teams...Recovered a fumble on the game's opening kickoff and returned it 22 yards to set up the Raiders' first TD drive...**(11/17) at Hou.:** Saw action at wide receiver and recorded his first reception as a Raider, a 33-yard leaping catch...**(11/24) vs. Ten.:** Started and recorded two receptions for 32 yards, including a 16-yarder in the third quarter to set up a Raiders FG...**(11/28) at Dal.:** Posted his best game as a pro, hauling in seven catches for 136 yards (19.4 avg.)...Recorded three catches of at least 20 yards (21, 24, 35)...**(12/8) at NYJ:** Started and totaled three catches for 63 yards...Hauled in a 40-yard pass from QB Matt McGloin in the second quarter, getting Oakland out from inside its own 10-yard line...**(12/15) vs. KC:** Recorded four catches for 58 yards and one

TD...His six-yard TD on the Raiders' first drive of the second half was the first TD reception of his career...(12/22) at SD: Recorded team highs with five catches and 71 yards...Had a strong fourth quarter, hauling in four catches for 60 yards...(12/29) vs. Den.: Hauled in three catches for 38 yards, including a 22-yarder on the Raiders' fourth-quarter scoring drive.

2012 (with Dal.): Played in his first seven NFL games, primarily on special teams...Caught two passes for 11 yards (5.5 avg.) and added two tackles...Waived on Nov. 24 and re-signed three days later to team's practice squad, where he finished the season...(9/5) at NYG: Made his NFL debut in season opener...On the opening kickoff, made the season's first tackle...(10/1) vs. Chi.: Made his first NFL reception, converting a third down with a 7-yard reception from QB Kyle Orton on a late TD drive...(10/14) at Bal.: With 30 seconds left and Dallas trailing 31-29, recovered his team's onside kick at the Cowboys' 46-yard line.

2011 (with Dal.): Spent the final four weeks of his rookie season on the Cowboys' 53-man roster, but did not play...Initially signed with Cowboys on Sept. 5...Entered the NFL with Minnesota as an undrafted free agent and was waived at the end of training camp.

COLLEGE: A three-year starter and four-year letterman at Division II Hillsdale College...Garnered first-team all-conference honors three consecutive years...An All-American as a 2010 senior, turned in the most productive receiving season in the program's 119-year football history, with single-season school records in both receptions (104) and receiving yards (1,368), averaging 114.0 per game...Started all 12 games and helped lead his team to the first round of the NCAA playoffs and in his college swan song recorded a Hillsdale-record 16 catches for 208 yards and two TDs in a loss to St. Cloud State...As a 2009 junior, had 1,076 yards on 77 receptions...Became a starter as a sophomore after playing in all 11 games as a redshirt freshman...Also lettered in track and won the outdoor triple jump at the 2007 Greater Lakes Intercollegiate Athletic Conference championships.

PERSONAL: Attended James B. Conant High School in Hoffman Estates, Ill., starting one season at wide receiver...Helped lead the Cougars to a playoff berth...Participated in the London NFL Play 60 event in 2014...Father, Kevin Holmes, played college basketball for DePaul from 1982-86, helping the Blue Demons to four NCAA tournament appearances...Brother, Jason, was signed to play in the Australian football league in 2013.

ADDITIONAL STATISTICS: Special teams tackles – 2 in 2013, 2 in 2014; NFL totals: 4. Special teams fumble recoveries – 1 in 2013.

SINGLE-GAME HIGHS: RECEIVING: Receptions – 7, 11/28/13 at Dal. Yards – 136, 11/28/13 at Dal. Long – 77t, 10/12/14 vs. SD. Touchdowns – 2, 10/12/14 vs. SD.

ANDRE HOLMES' CAREER STATISTICS

Year	Team	GP	GS	RECEIVING					RUSHING					TOTAL OFFENSE
				Rec.	Yds	Avg.	Lg	TD	Att.	Yds	Avg.	Lg	TD	
2011	Dallas	0	0	0	0	-	-	0	0	0	-	-	0	0
2012	Dallas	7	0	2	11	5.5	7	0	0	0	-	-	0	11
2013	Oakland	10	4	25	431	17.2	40	1	0	0	-	-	0	431
2014	Oakland	16	13	47	693	14.7	77t	4	0	0	-	-	0	693
Totals		33	17	74	1,135	15.3	77t	5	0	0	-	-	0	1,135

ANDRE HOLMES GAME-BY-GAME

2014, OAKLAND

Date	Opp.	GP	GS	RECEIVING					RUSHING					TOTAL OFFENSE
				Rec.	Yds	Avg.	Lg	TD	Att.	Yds	Avg.	Lg	TD	
9/7	at NYJ-L	1	0	0	0	-	-	0	0	0	-	-	0	0
9/14	Hou-L	1	0	5	45	9.0	15	0	0	0	-	-	0	45
9/21	at NE-L	1	0	1	29	29.0	29	0	0	0	-	-	0	29
9/28	Mia-L	1	1	5	74	14.8	22t	1	0	0	-	-	0	74
10/12	SD-L	1	1	4	121	30.3	77t	2	0	0	-	-	0	121
10/19	Ari-L	1	1	3	34	11.3	18	0	0	0	-	-	0	34
10/26	at Cle-L	1	1	5	69	13.8	31	1	0	0	-	-	0	69
11/2	at Sea-L	1	1	2	28	14.0	17	0	0	0	-	-	0	28
11/9	Den-L	1	1	0	0	-	-	0	0	0	-	-	0	0
11/16	at SD-L	1	1	2	19	9.5	10	0	0	0	-	-	0	19
11/20	KC-W	1	1	5	55	11.0	37	0	0	0	-	-	0	55
11/30	at StL-L	1	1	3	28	9.3	16	0	0	0	-	-	0	28
12/7	SF-W	1	1	2	38	19.0	22	0	0	0	-	-	0	38
12/14	at KC-L	1	1	5	70	14.0	33	0	0	0	-	-	0	70
12/21	Buf-W	1	1	3	73	24.3	51	0	0	0	-	-	0	73
12/28	at Den-L	1	1	2	10	5.0	7	0	0	0	-	-	0	10
Totals		16	13	47	693	14.7	77t	4	0	0	-	-	0	693


ANDRE HOLMES GAME-BY-GAME

2013, OAKLAND

Date	Opp.	GP	GS	RECEIVING					Att.	RUSHING				TOTAL OFFENSE
				Rec.	Yds	Avg.	Lg	TD		Yds	Avg.	Lg	TD	
9/8	at Ind-L													
9/15	Jac-W													
9/23	at Den-L													
9/29	Was-L													
10/6	SD-W													
10/13	at KC-L	1	0	0	0	-	-	0	0	0	-	-	0	0
10/27	Pit-W	1	0	0	0	-	-	0	0	0	-	-	0	0
11/3	Phi-L													
11/10	at NYG-L	1	0	0	0	-	-	0	0	0	-	-	0	0
11/17	at Hou-W	1	0	1	33	33.0	33	0	0	0	-	-	0	33
11/24	Ten-L	1	1	2	32	16.0	16	0	0	0	-	-	0	32
11/28	at Dal-L	1	0	7	136	19.4	35	0	0	0	-	-	0	136
12/8	at NYJ-L	1	1	3	63	21.0	40	0	0	0	-	-	0	63
12/15	KC-L	1	1	4	58	14.5	28	1	0		-	-	0	58
12/22	at SD-L	1	0	5	71	14.2	24	0	0	0	-	-	0	71
12/29	Den-L	1	1	3	38	12.7	22	0	0	0	-	-	0	38
Totals		10	4	25	431	17.2	40	1	0	0	-	-	0	431

2012, DALLAS

Date	Opp.	GP	GS	RECEIVING					Att.	RUSHING				TOTAL OFFENSE
				Rec.	Yds	Avg.	Lg	TD		Yds	Avg.	Lg	TD	
9/5	at NYG-W	1	0	0	0	-	-	0	0	0	-	-	0	0
9/16	at Sea-L													
9/23	TB-W	1	0	0	0	-	-	0	0	0	-	-	0	0
10/1	Chi-L	1	0	1	7	7.0	7	0	0	0	-	-	0	7
10/14	at Bal-L	1	0	0	0	-	-	0	0	0	-	-	0	0
10/21	at Car-W	1	0	0	0	-	-	0	0	0	-	-	0	0
10/28	NYG-L													
11/4	at Atl-L													
11/11	at Phi-W	1	0	0	0	-	-	0	0	0	-	-	0	0
11/18	Cle-W													
11/22	Was-L	1	0	1	4	4.0	4	0	0	0	-	-	0	4
12/2	Phi-W													
12/9	at Cin-W													
12/16	Pit-W													
12/23	NO-L													
12/30	at Was-L													
Totals		7	0	2	11	5.5	7	0	0	0	-	-	0	11



Austin HOWARD

77

TACKLE | 6-7 | 330 | NORTHERN IOWA
ACQUIRED: UFA-'14 (NYJ) | NFL EXP.: 6 | RAIDERS EXP.: 2
HOMETOWN: DAVENPORT, IOWA
BORN: 03/22/87

TRANSACTIONS: Signed by Philadelphia Eagles as an undrafted free agent, April 26, 2010...Waived by Eagles, Sept. 3, 2011...Signed by Baltimore Ravens to practice squad, Sept. 6, 2011...Signed by New York Jets to active roster, Nov. 23, 2011...Re-signed by Jets as a restricted free agent, April 15, 2013...Signed by Oakland Raiders as an unrestricted free agent, March 12, 2014.

CAREER: Versatile offensive lineman enters his second season with the Raiders...Signed with Oakland as an unrestricted free agent in 2014, moving to right guard...Started all 16 games in 2014 at right guard...Has played in 52 games with 49 starts over his five-year career, and has started all 48 games over the past three seasons for the New York Jets and Raiders...Signed with the Jets from the Baltimore Ravens' practice squad in 2011...Originally entered the league as an undrafted free agent with the Philadelphia Eagles in 2010.

2014: Started all 16 games for the third consecutive season...

Made all starts at right guard, after transitioning from tackle upon his arrival in Oakland...(9/7) at NYJ: Made first career start at right guard in his Silver and Black debut...(9/14) vs. Hou.: Started at right guard and helped the offense gain 364 total yards of offense...Part of an offensive line that did not allow a sack...(9/21) at NE: Helped the offensive line prevent a sack for the second straight game...(10/12) vs. SD: Helped the offense total a season-high 396 yards of offense...Part of an offensive line that did not allow a sack for the third time on the season, joining the 1970 Raiders' line as only units in team history to keep clean sheets in three of the first five games...(10/26) vs. Cle.: Helped block for QB Derek Carr, who posted his first 300-yard passing game...(11/9) vs. Den.: Part of a line that allowed zero sacks for the fourth game on the year...(11/20) vs. KC: Helped pave the way for a season-high 179 rushing yards in the Raiders' first win of the season...RB Latavius Murray recorded his first career 100-yard rushing performance...(12/7) vs. SF: Helped the offense total 330 yards of offense in the victory...Helped Carr post a passer rating of 140.2, his highest of the season...(12/21) vs. Buf.: Paved the way for a rushing attack that produced 140 yards, the team's second highest rushing total of the season.

2013 (with NYJ): Started at right tackle in all 16 games for the second straight season and helped block for the sixth best rushing offense in the league...(9/22) vs. Buf.: Blocked for two 100-yard receivers, a 100-yard rusher and 300-yard passer while not allowing a sack...(10/20) vs. NE: Helped team churn out 177 yards on 52 carries, including 34 rushes for 104 yards from RB Chris Ivory...(11/3) vs. NO: Paved the way for a season-high 198 yards rushing on 36 carries (5.5 avg.) by the offense...(12/22) vs. Cle.: Helped offense gain 422 total yards, including a season-high 208 on the ground, and did not allow a sack of QB Geno Smith...(12/29) at Mia.: Part of an offensive line that did not allow a sack for a second consecutive game...Helped offense register 374 total yards, including 154 on the ground.

2012 (with NYJ): Started all 16 games, only missing one offensive snap...Earned the starting right tackle job after a strong performance in training camp...Helped block for QB Mark Sanchez as he threw for 300 yards three times...Helped RB Shonn Greene gain more than 1,000 yards for the second consecutive season and score a career-high eight TDs...(9/9) vs. Buf.: Made his Jets debut, helping the offense tally 48 points, the most in Jets history for a season opener...Held the Bills' defense without a sack for the first time since 2011...(9/23) at Mia.: Helped Sanchez as he went over 300 yards passing for the first time on the season, throwing for 306 yards and one TD...(10/14) vs. Ind.: Helped block for Greene's seventh career game of 100-or-more yards, as Greene set a career-high with 161 yards rushing and tied a career-best three TDs as part of a rushing offense that gained 252 yards on 44 attempts on the ground...(10/21) at NE: Helped protect Sanchez as he went over 300 yards passing for the seventh time in his career with 28 completions on 41 attempts for 328 yards, one TD and a 90.3 rating...(11/22) vs. NE: Blocked for Sanchez as he threw for 301 yards and one TD, his third 300-yard game of the season...(12/2) vs. Ari.: Helped block for Greene's eighth career game of 100-or-more yards with 24 carries for 104 yards...(12/9) at Jac.: Paved the way for 166 rushing yards and two TD runs.

2011 (with Phi., Bal. and NYJ): Spent the offseason with the Eagles before being waived at the end of training camp...Signed to the Ravens' practice squad in September...Was signed to the Jets' active roster in November, but was inactive for the final six weeks of the season.

AT A GLANCE

- Has appeared in 52 games with 49 starts over five seasons with the Philadelphia Eagles, New York Jets and Raiders.
- Moved to right guard in his first season with Oakland, starting all 16 games.
- Started all 48 games over the past three seasons with the Raiders and Jets.
- Began his collegiate career as a tight end at Northern Iowa, where he also played basketball.



2010 (with Phi.): Made the team as an undrafted free agent and saw action in four games...**(10/24) at Ten.:** Made NFL debut... **(1/2/11) vs. Dal.:** Made first career start at left tackle.


COLLEGE: Began his collegiate career at Northern Iowa as a blocking tight end, before switching to left tackle as a sophomore in 2008...Named to the 2009 American Football Coaches Association's FCS All-American team...Also recognized as second-team All-Missouri Valley Football Conference, helping guide the Panthers offense to a No. 1 ranking in the MVFC in total offense, passing efficiency and sacks allowed...Started 10-of-11 games at left tackle in 2009, anchoring a unit that ranked seventh in the country in sacks allowed, giving up only 10 for the season...In 2008, earned a second-team All-Missouri Valley Football Conference selection after starting all 15 games at left tackle, as the team boasted a running game that averaged nearly 200 yards per game, and allowed just 12 sacks...Started all 13 games at tight end in 2007, hauling in five passes for 38 yards and a TD on the season...After a redshirt season in 2005, saw action in 10 games in 2006 as a blocking tight end...In 2005-06, played basketball on the UNI basketball team, a squad that was a No. 10 seed in the NCAA Tournament...Majored in criminology.

PERSONAL: Attended Central High School in Davenport, Iowa, earning second-team all-state honors...A team captain, led the Blue Devils with 15 catches for 243 yards and four TDs...Earned the 2012 Kyle Clifton Good Guy Award, which recognizes exceptionally consistent willingness, cooperation and professionalism in daily interaction with the various departments in the Jets organization...His four siblings, Aaron, Amy, Ashley and Marcel, all attended Iowa State...Aaron and Marcel were both members of the football team at ISU...His oldest brother, Marcel, played for the Detroit Lions before a wrist injury shortened his career...Plays the cello.

ADDITIONAL STATISTICS: Miscellaneous tackles – 1 in 2012, 1 in 2013, 1 in 2014; NFL totals: 3.

AUSTIN HOWARD'S GAMES PLAYED/STARTED

Year	Team	GP	GS
2010	Philadelphia	4	1
2011	Bal./NY Jets	0	0
2012	NY Jets	16	16
2013	NY Jets	16	16
2014	Oakland	16	16
Totals		52	49



Rodney HUDSON

61

CENTER | 6-2 | 300 | FLORIDA STATE
ACQUIRED: UFA-'15 (KC) | NFL EXP.: 5 | RAIDERS EXP.: 1
HOMETOWN: MOBILE, ALA.
BORN: 07/12/89

TRANSACTIONS: Selected by Kansas City Chiefs in the second round (55th overall) of the 2011 NFL Draft, April 29, 2011... Signed by Oakland Raiders as an unrestricted free agent, March 11, 2015.

CAREER: Accomplished center enters his first season with the Raiders after signing with the team as an unrestricted free agent this offseason...Has played in 51 games with 35 starts at center and guard over four seasons...Has started 31 of the last 32 games...Started at center in all 16 games for the first time in his career in 2014...Originally entered the NFL as a second-round draft pick of the Chiefs in 2011.

2014 (with KC): Started at center in all 16 games for the first time in his career, helping the Chiefs finish 10th in the NFL with 119.9 rushing yards per game...**(9/29) vs. NE:** Helped protect QB Alex Smith, allowing him to post a season-best 144.4 quarterback rating and three TDs...Helped pave the way for RB Jamaal Charles to record 108 total yards (92 rushing, 16 receiving) and three total TDs (one rushing, two receiving)...**(10/5) at SF:** Part of a line that did not allow a sack...**(10/19) at SD:** Helped lead the way for Charles to rush for 95 yards with one TD...**(11/2) vs. NYJ:** Helped protect Smith and allow him to throw for two TDs and post a 106.8 passer rating...**(11/9) at Buf.:** Helped pave the way for Charles to post 118 total yards (98 rushing, 20 receiving) in the victory...**(11/16) vs. Sea.:** Part of a line that held the Seahawks without a sack...Helped lead the way for Charles to post a season-high 159 rushing yards and two TDs in the victory...**(12/21) at Pit.:** Helped block for Smith as he threw for a season-high 311 yards.

2013 (with KC): Played in all 16 games and started 15 at center...Helped RB Jamaal Charles finish second in the league with 1,980 total yards...**(9/19) at Phil.:** Helped Charles post 172 total yards and one TD...**(10/6) at Ten.:** Helped pave the way for Charles to post his first 100-yard rushing effort of the year, finishing with 108 yards and one TD...**(11/24) vs. SD:** Helped QB Alex Smith post a 106.7 quarterback rating and three TDs...Blocked for Charles, who rushed for 115 yards and two scores...**(12/1) vs. Den.:** Part of a line that did not allow a sack...**(12/8) at Was.:** Part of a line that did not allow a sack...Helped Charles rush for a season-high 150 yards...**(12/15) at Oak.:** Helped pave the way for Charles to record a career-high 195 receiving yards and five total TDs...Smith threw five TDs and posted a 158.3 quarterback rating...Postseason: **(1/4/14) at Ind.:** Blocked for Smith as he threw for a season-high 378 yards and four TDs.

2012 (with KC): Started the first three games of the season before suffering a season-ending leg injury...Placed on the reserve/injured list on Sept. 26...**(9/23) at NO:** Helped RB Jamaal Charles rush for a career-high 233 rushing yards in the victory.

2011 (with KC): Played in all 16 games, starting one a left guard...Saw action primarily on special teams...**(11/27) vs. Pitt.:** Started at left guard.

COLLEGE: Played in 53 games with 50 starts at Florida State, including starts in 48 straight contests...Earned All-Atlantic Coast Conference honors all four years...Played both guard and center...Set the conference career record for being named ACC Player of the Week nine times...Was the 11th player in league history to win the Jacobs Blocking Award twice in a career (2009-10), awarded annually to the player voted the most outstanding blocker in the ACC by a poll of head coaches and defensive coordinators...Became the Seminoles' first unanimous first-team All-American since T Alex Barron in 2004...Started all 14 games at left guard as a senior in 2010...Paved the way for an offensive unit that averaged 381.3 total yards, 171.4 rushing yards and 209.9 passing yards per game...Was penalized only once on 904 offensive snaps...Was the only member of the Seminoles offensive line to not allow a sack...Earned ACC Offensive Lineman of the Week three times...Only offensive lineman in the conference to receive votes for ACC Player of the Year honors...Earned first-team All-ACC accolades for the third straight year, becoming the seventh player in history to earn All-ACC honors all four years...Unanimous first-team All-American selection...Finalist for the Outland Trophy as the best interior lineman in college football...Started all 13 games as a junior in 2009...Did not allow a quarterback sack or pressure in 715 offensive snaps...Led

AT A GLANCE

- Signed with Oakland as an unrestricted free agent this past offseason.
- Has played in 51 games with 35 starts at center and guard over his career.
- Started at center in all 16 games for the first time in his career in 2014.
- Started 31 of the last 32 games at center.
- Was the 11th player in ACC history to win the Jacobs Blocking Award twice in a career (2009-10).



the way for an offense that averaged 149.5 rushing yards, 271.9 passing yards and 421.4 yards of total offense per game... Named ACC Offensive Lineman of the Week twice...Became the fifth member of the Seminoles to win the Jacobs Blocking Award...Selected first-team All-ACC for the second straight year...Earned first-team All-American honors from the NFL Draft Report and the Football Writers Association...Earned second-team All-American honors from the Associated Press...Started all 13 games at left guard as a sophomore in 2008...Named ACC Offensive Lineman of the week three times...Chosen first-team Sophomore All-American by the NFL Draft Report...Selected to the All-ACC First Team...Named Florida State's sophomore class academic award winner...Saw action in 13 games (10 starts) as a true freshman in 2007...Played at both left guard and left tackle...Named a consensus first-team Freshman All-American selection and received second-team All-ACC honors...Majored in recreation and leisure.

PERSONAL: Attended Ben C Rain High School in Mobile, Ala. ...Played as a two-way lineman...Earned first-team all-state honors as a junior and senior...Recorded 47 pancake blocks as an offensive lineman and 55 tackles as a nose guard during his senior season.

ADDITIONAL STATISTICS: Miscellaneous tackles – 1 in 2011, 2 in 2012, 1 in 2013, 1 in 2014; NFL totals: 5.

RODNEY HUDSON'S GAMES PLAYED/STARTED

Year	Team	GP	GS
2011	Kansas City	16	1
2012	Kansas City	3	3
2013	Kansas City	16	15
2014	Kansas City	16	16
Totals		51	35



Gabe JACKSON

66

GUARD | 6-3 | 335 | MISSISSIPPI STATE
ACQUIRED: D3-'14 | NFL EXP.: 2 | RAIDERS EXP.: 2
HOMETOWN: LIBERTY, MISS.
BORN: 07/12/91

TRANSACTIONS: Selected by Oakland Raiders in the third round (81st overall) of the 2014 NFL Draft, May 9, 2014.

2014: Appeared in 13 games with 12 starts...Earned the starting job at left guard after a strong training camp and pre-season...Became the third offensive lineman in Raiders history (Khalif Barnes, 2010; Bob Mischak, 1963) to record multiple receptions in a season...(9/7) at NYJ: Started at left guard in his NFL debut on an offensive line that did not allow a sack through the first half...Posted a 1-yard reception on a deflected pass from QB Derek Carr, the first reception of his career...(9/14) vs. Hou.: Helped the offense gain 364 total yards of offense...Part of an offensive line that did not allow a sack of Carr...(9/21) at NE: Helped the offensive line prevent a sack of Carr for the second straight game...(10/12) vs. SD: Helped and helped the offense total 396 yards...Helped prevent a single sack for the third time on the season, joining the 1970 Raiders' line as only units in franchise history with three shutouts in the sacks allowed category through five games...(11/30) at StL.: Returned to action after missing three games with a knee injury...Played the majority of the snaps on offense at left guard after T Menelik Watson exited the game with an injury and T/G Khalif Barnes moved to right tackle...Caught a deflected pass from Carr for a 6-yard loss at the end of the first half...Became the third offensive lineman in Raiders history to record multiple receptions in a season...(12/7) vs. SF: Helped the offense total 330 yards of offense in the victory...Helped Carr post a passer rating of 140.2, his highest of the season...(12/21) vs. Buf.: Paved the way for a rushing attack that produced 140 yards, the team's second highest rushing total of the year.

COLLEGE: Played four seasons at Mississippi State, becoming one of the most decorated offensive lineman in school history...Started all 52 games of his career at left guard...Two-time All-American selection and a two-time first-team All-SEC recipient...Started all 13 games at left guard as a senior...Earned first-team All-SEC honors by the league coaches and Associated Press for the second straight year...Named second-team All-American by Walter Camp, USA Today and Athlon Sports...Awarded the Cornely Trophy as the top collegiate player in the state of Mississippi and also claimed the Kent Hull Award as the top offensive lineman in Mississippi...Paved the way for an MSU offense that shattered school records in total yards, first downs and yards per game...Earned SEC Offensive Lineman of the Week honors three times and became just the second MSU offensive lineman in school history to receive the honor two-or-more times...Started all 13 games at left guard as a junior...Earned first-team All-SEC honors by the AP and Phil Steele and second-team honors by the SEC Coaches and ESPN.com...Named to the Phil Steele and FoxSportsNext All-American Second Team, as well as earning honorable mention All-American honors from Sports Illustrated and Pro Football Weekly...Part of an offensive line that gave up the second fewest sacks in the SEC (29th nationally) and did not personally give up a sack all season...Started all 13 games at left guard as a sophomore...Named to the AP and Rivals.com

All-SEC Second Team, as well as the Rivals.com Sophomore All-American team...Blocked for RB Vick Ballard, who finished fourth in the SEC in rushing, while giving up the fifth fewest sacks in the league...Helped the 2011 squad reach the top 10 in school history for single-season marks in passing touchdowns, passing completions, total yards and first downs...Blocked for an offense that scored 50-plus points twice in the same season for the first time since 1914, and only the third time in school history...Started all 13 games at left guard as a redshirt freshman...Named an SEC All-Freshman selection by the coaches...Helped pave the way for the Bulldogs rushing attack that averaged 214.8 yards per game, 16th in the country and second highest average in the SEC...Helped the Bulldogs rush for over 200 yards seven different times...Redshirted his true freshman year in 2009.

PERSONAL: Attended Amite County High School in Liberty, Miss., playing football for his father, Charles Jackson, the team's head coach...Played on both sides of the ball at tackle during his four-year career...Rivals.com ranked him as the 28th best prospect in the state of Mississippi, and the fourth best offensive lineman on the state chart.


ADDITIONAL STATISTICS: Receiving — Caught 1-yard pass, 9/7/14 at NYJ; caught 6-yard pass, 11/30/14 at StL.; NFL totals: 2 receptions for -5 yards.



GABE JACKSON'S GAMES PLAYED/STARTED

Year	Team	GP	GS
2014	Oakland	13	12
Totals		13	12

2015 VETERANS



Sebastian JANIKOWSKI

11

KICKER | 6-1 | 265 | FLORIDA STATE
ACQUIRED: D1-'00 | NFL EXP.: 16 | RAIDERS EXP.: 16
HOMETOWN: DAYTONA BEACH, FLA.
BORN: 03/02/78

TRANSACTIONS: Selected by Oakland Raiders in the first round (17th overall) of the 2000 NFL Draft, April 15, 2000.

CAREER: A record-setting kicker with outstanding leg strength and accuracy, is the Raiders' all-time leading scorer with 1,574 points...Ranks fourth all-time in kickoffs (1,064), fifth in kickoff yards (69,651) and second in kickoff touchbacks (317)...Tied a then-NFL record with a 63-yard FG at Denver on Sept. 12, 2011...Tied an NFL single-game mark with three FGs of 50 yards or longer at Houston on Oct. 9, 2011...Set a team record with six FGs vs. Chicago on Nov. 27, 2011...Selected to first Pro Bowl in 2011 and was an alternate in 2012...In 2012, became one of just nine kickers in NFL history to make at least 91.2 percent of his FGs during a season while being perfect from 49 yards or less...Set franchise record with 142 points in 2010...Received All-Pro recognition from Sports Illustrated in 2009...Has led the team in scoring in each of his 15 seasons...Has played in 236 games and seven postseason contests, including Super Bowl XXXVII...Owns the highest FG percentage in Raiders history at 80.2...Has made 364-of-454 FG attempts and is 482-of-485 (99.4 percent) on PATs...Has topped the century mark in scoring in eight of his 15 professional seasons...Set an NFL record for longest overtime FG, a 57-yarder vs. the Jets on Oct. 19, 2008...Also set a Raiders record with a 76-yard FG attempt vs. San Diego on Sept. 28, 2008...Tied an NFL record with four FGs in one quarter at Chicago on Oct. 5, 2003...Has kicked five FGs in a game three times: vs. Denver on Oct. 29, 2000, at Chicago on Oct. 5, 2003 and at Minnesota on Nov. 18, 2007...Just the fifth kicker ever drafted in the first round of the NFL Draft.

AT A GLANCE

- Owner of the second longest FG in NFL history (63 yards).
- Has played in 236 games, just four short of a franchise record, and seven postseason contests, including Super Bowl XXXVII.
- Currently Raiders all-time leading scorer with 1,574 career points, and has led the team in scoring in each of his 15 seasons.
- Has kicked 13 career game-winning FGs.
- Ranks fourth on the NFL's all-time list with 1,064 career kickoffs and second with 317 kickoff touchbacks.
- Enters 2015 with 48 FGs of 50-or-more yards, good for second in NFL history.
- Holds an active streak of 193 successful PATs, having last missed a PAT Dec. 14, 2008, vs. New England.
- Turned down various pro soccer contract offers to play football at Florida State, after playing just one season of high school football.

2014: Played in all 16 games, hitting 19-of-22 FG attempts and totaling 85 points on the season...Was a perfect 28-for-28 on PATs, extending his consecutive streak to 193...Moved into 13th place on the NFL's all-time list with 364 career FGs...Became just the 18th player in NFL history to eclipse 1,500 career points...(9/7) at NYJ: Went 2-for-2 on PATs...(9/14) vs. Hou.: Perfect on two PATs...Marked first time in career that he did not have a FG attempt in first two games of the season...(9/21) at NE: Provided all of Oakland's scoring, hitting FGs of 49, 37 and 47 yards out...(10/19) vs. Ari.: Drilled two FGs, from 29 and 53 yards out...Tied K Morten Andersen for second place in NFL history with his 84th career FG attempt of 50-plus yards...Had four touchbacks on kickoffs...(10/26) at Cle.: Nailed two FG attempts, hitting from 46 and 38 yards out...Also lined up wide on fake FG effort in the first quarter...Converted on only PAT attempt...(11/2) at Sea.: Was 1-for-2 on FG attempts, hitting a 48-yarder and missing wide left from 51 yards out...(11/9) vs. Den.: Hit a 41-yard FG in the first half...(11/16) at SD: Nailed two FGs, hitting from 42 and 25 yards out...(11/20) vs. KC: Connected on a 40-yard FG in the third quarter to give Oakland a 17-3 lead...Moved into 14th place on the NFL's all-time FG list with 357...(11/30) at StL.: Notched a touchback on his only kickoff of the game...(12/7) vs. SF: Nailed a season-long 57-yard FG in the first quarter...(12/14) at KC: Was 2-for-2 on FG attempts, connecting from 53 and 33 yards out...(12/21) vs. Buf.: Nailed FGs from 45, 36, 38 and 49 yards out...Only miss was from 49 yards...Moved into 13th place in NFL history with 364 career FGs...(12/28) at Den.: Hit two PATs...Recorded his first special teams tackle since 2009 on a second-half kickoff return.

2013: Reached the 100-point plateau for the fourth straight season and the eighth time in his career...Moved into second place on the Raiders all-time service list with 220 games in a Raider uniform...Connected on 21-of-30 FG attempts with a long of 53 yards...Was a perfect 37-for-37 on PAT attempts...(9/8) at Ind.: Played in 205th career game, moving into a tie with Dave Dalby (1972-85) for fourth place on Raiders' all-time service list...Was 1-for-2 on FG attempts, hitting a 38-yarder...Miss came from 48 yards out, his first miss from less than 50 yards since the 2011 season...(9/15) vs. Jac.: Hit 4-of-5 FG attempts...Only miss came from 35 yards out, his first miss from under 40 yards in 54 attempts...(10/6) vs. SD: Good on two FG attempts, hitting from 47 and 50 yards out...(10/13) at KC: Played in his 210th career game with the Raiders, moving into a tie for third place with Pro Football Hall of Famer Jim Otto on the team's all-time games played list...(10/27) vs. Pit.: Moved into sole possession of third place on the Raiders' all-time games played list with his 211th career appearance in Silver and Black...Good on all three PAT attempts...(11/3) vs. Phi.: Was a perfect 2-for-2 on FG attempts, including a season-long 53-yarder at the end of the first half...(11/10) at NYG: Good on two FG attempts, hitting from 33 and 24 yards out...Also had four touchbacks on kickoffs...(11/24) vs. Ten.: Was 4-of-6 on FG attempts, hitting from 52, 48, 24 and 42 yards out...Tied a franchise record with six FG attempts...(11/28) at Dal.: Kicked a 45-yard FG with 0:35 remaining in regulation to cut the Dallas lead to seven points...Good on all three PAT attempts...(12/8) at NYJ: Played in his 217th career game, moving into a tie with Hall of Famer Gene Upshaw for second place on the Raiders' all-time service list...Connected on FGs of 41 and 40 yards after missing a 52-yarder in the first half...(12/15) vs. KC: Moved into sole possession of second place on the Raiders' all-time chart with his 218th career game...Good on a 34-yard FG in the first quarter and perfect on four PATs...(12/22) at SD: Connected on FGs from 20 and 42 yards.

2012: Played in all 16 games...A first-level alternate for the Pro Bowl and second-team All-Pro (CBSsports.com), enjoyed arguably the best season by a kicker in Raiders history, missing only three of his 34 FG attempts: 51-, 61- and 64-yarders...Was one of just nine kickers in NFL history to hit at least 91.2 percent of his FGs during a season while perfect from 49 yards or less...Scored 118 points, including a perfect 25-for-25 on PATs...Named AFC Special Teams Player of the Month for October...(9/10) vs. SD: Hit a 51-yard FG to get Oakland on the board in the first quarter...(9/23) vs. Pit.: Kicked a 43-yard FG as time expired, his 12th career game-winning kick, giving Oakland a dramatic 34-31 win...On previous drive, booted a 32-yarder to knot the game

at 31...**(10/14) at Atl.:** Connected on a 52-yard FG and posted four touchbacks...**(10/21) vs. Jac.:** Converted 4-of-5 FG tries, his lone miss coming from 64 yards out at the end of regulation in an attempt to break the NFL record...Hit the game-winner from 40 yards out, the 13th game-winning kick of his career...**(10/28) at KC:** Connected on four FGs in 26-16 win...**(12/2) vs. Cle.:** Became the ninth player in franchise history to play 200 games in a Raiders uniform...Booted a 51-yarder in the second quarter to give him 40 career FGs of at least 50 yards, tying K Morten Andersen for third on the NFL's all-time list...**(12/16) vs. KC:** Earned his seventh career AFC Special Teams Player of the Week award...Was the only player to score a point, nailing 5-of-6 FGs in 15-0 win...With his 42nd career FG of 50-plus yards, surpassed No. 3 Morten Anderson (40) and matched K John Kasay for No. 2 on the NFL's all-time list, trailing only K Jason Hanson (52)...Hit multiple 50-yard FGs for the fourth time in his career (also at Ten., 10/28/07, vs. Ind., 12/26/10 and at Hou., 10/9/11), connecting from 57 and 50 yards...His 57-yarder, a season best, came on the last play of the first half.

2011: Selected to first career Pro Bowl after another record-breaking season...Scored 129 points, marking the third highest single-season total in franchise history...Good on 31-of-35 FG attempts, also the third highest single-season total in franchise history...Was a perfect 36-for-36 on PATs...Was 7-of-10 on FG attempts of more than 50 yards, his most successful kicks ever from that distance...Had a career-high 32 touchbacks...Named AFC Special Teams Player of the Month in both September and November...Earned AFC Special Teams Player of the Week honors following Week 1, Week 5 and Week 12...**(9/12) at Den.:** Kicked three FGs, matching the then-NFL record with a 63-yarder just before halftime...Named AFC Special Teams Player of the Week...**(9/25) vs. NYJ:** Hit 2-of-3 FG attempts, including a 54-yarder...Only miss was on a 56-yard attempt...**(10/9) at Hou.:** Kicked four FGs, including three from 50-plus yards to tie an NFL record...FGs came from 54, 55, 50 and 42 yards, in emotional win one day after passing of Owner Al Davis...Earned AFC Special Teams Player of the Week honors...**(10/23) vs. KC:** Inactive due to injury, missing first game since the 2001 season...**(11/20) at Min.:** Went 2-for-3 on FG attempts...Had FG attempt blocked for the first time since 2007...**(11/27) vs. Chi.:** Set franchise record with six FGs, breaking his own record, five...Accounted for 19 of team's points in 25-20 victory...FGs came from 40, 47, 42, 19, 37 and 44 yards out...**(12/24) at KC:** Went 3-for-4 on FGs, including a game-winner in overtime from 36 yards out...Only miss came on a 59-yard attempt.

2010: Set Raiders franchise record with 142 points, eclipsing K Jeff Jaeger's 1993 mark of 132...Hit 33-of-41 FG attempts, both of which rank second on the Raiders' single-season list...Had 29 touchbacks to set a then-career high and rank second in the NFL...Perfect on 43 PAT attempts...**(9/12) at Ten.:** Good on 2-of-3 FG attempts...Only miss was on a 53-yard attempt...**(9/26) at Ari.:** Kicked three FGs on six attempts, including a 54-yarder in the first quarter...Tied a career high with six FG attempts...**(10/24) at Den.:** Part of a record-breaking offensive performance, setting modern-day NFL records with eight PATs and eight touchbacks on kickoffs...**(11/7) vs. KC:** Kicked a 41-yard FG with three seconds remaining in regulation to tie the game, then booted a 33-yard FG in overtime to give the Raiders a 23-20 victory...**(12/19) vs. Den.:** Had first career punt attempt, in second quarter, booting a 33-yarder in place of an injured P Shane Lechler...**(12/26) vs. Ind.:** Kicked four FGs, including 51- and 59-yarders.

2009: Played in all 16 games...Named All-Pro by Sports Illustrated...Led the team in scoring with 95 points...Good on 26-of-29 FG attempts, making 15 from 40 yards or longer...One of just two NFL kickers to make six FGs of 50 yards or longer...Set a then-franchise record with a 61-yard FG...Converted all 17 PATs...Tied for sixth in the NFL with 17 touchbacks...**(11/15) vs. KC:** Missed first FG of the season, from 47 yards, after converting first 13 attempts...**(11/22) vs. Cin.:** Made 2-of-3 FG attempts, including a 33-yarder to win the game at the end of regulation...Only miss was from 57 yards out...**(12/13) vs. Was.:** Was 2-for-3 on FGs (34 and 54)...Only miss was on a 66-yard attempt, the second longest of his career...**(12/20) at Den.:** Good on FGs of 28 and 54 yards...Tied a season high with four touchbacks...**(12/27) at Cle.:** Converted all three FG attempts, including a then-franchise-record 61-yarder at the end of the first half, then the third longest in NFL history...Eclipsed previous career long of 57 yards, set in 2008...**(1/3/10) vs. Bal.:** Kicked a 39-yard FG that gave him 1,000 career points.

2008: Played in all 16 games...Led the team in scoring with 97 points...Made 24-of-30 FG attempts...Converted 25-of-26 PATs...Tied for second in the NFL with 22 touchbacks...Also collected two special teams tackles...**(9/14) at KC:** Made three FGs, including a then-Raiders record 56-yarder in the first quarter...**(9/28) vs. SD:** Good on 3-of-4 FG attempts, his only miss a 76-yarder, a Raiders record for longest attempt...**(10/12) at NO:** Went 1-for-3 on FG attempts...Misses came on attempts of 57 and 59 yards...**(10/19) vs. NYJ:** Made 3-of-4 attempts, including a career-long and then-Raiders-record 57-yarder to win the game in OT...Attempt marked the longest overtime FG in NFL history...Named AFC Special Teams Player of the Week...**(11/9) vs. Car.:** Went 2-for-3 on FG attempts, and broke the Raiders career scoring record with a 45-yard FG in the third quarter, increasing his career points total to 865 and eclipsing the Raiders record of 863 set by Pro Football Hall of Famer George Blanda.

2007: Played in all 16 games...Led the team in scoring with 97 points...Made 23-of-32 FGs...Perfect in PATs (28-for-28)...**(9/23) vs. Cle.:** Made all four of his FG attempts, including a 48-yard FG in the fourth quarter that proved to be the difference...**(11/4) vs. Hou.:** Nearly connected on a 64-yard attempt, which would have established the NFL record...**(11/11) vs. Chi.:** Went 2-for-2 on FG attempts, including a 52-yarder to give the Raiders a fourth-quarter lead...**(11/18) at Min.:** Went 5-for-5 on FG attempts, four of which were 42 yards or longer.

2006: Played in all 16 games...Led team in scoring for the seventh straight season, with 70 points...Connected on 18-of-25 FG attempts with a long of 55...Recorded three special teams tackles...**(9/17) at Bal.:** Made two FGs from 34 and 51 yards...**(10/8) at SF:** Made two FGs – from 33 and 36 yards – and two PATs...**(10/15) at Den.:** Made one FG from 47 yards...**(10/22) vs. Ari.:** Connected on 2-of-2 FGs – from 31 and 35 yards – and two PATs...**(10/29) vs. Pit.:** Made two FGs and two PATs...**(11/12) vs. Den.:** Good on two FGs, including a 55-yarder that tied his own Raiders record...**(11/19) at KC:** Made two FGs on two attempts – from 41 and 36 yards – and one PAT...**(12/10) at Cin.:** Made one PAT attempt and finished 1-for-2 on FG attempts...**(12/23) vs. KC:** Hit on 3-of-3 FGs from 25, 37, and 53 yards.

2005: Played in all 16 games...Led the team in scoring with 90 points...Connected on 20-of-30 FG attempts and was perfect on 30 PATs...Kicked off 70 times and put 22 in the end zone, with 11 touchbacks...**(10/2) vs. Dal.:** Made all four FG attempts, including two of more than 40 yards...Kicked a season-long 49-yard FG and accounted for 13 points in a 19-13 victory...Earned AFC Special Teams Player of the Week honors...**(10/30) at Ten.:** Connected on both FG attempts (22, 32) and was perfect on four PATs...Kicked off seven times, putting six into the end zone (four touchbacks), in 34-25 win...**(11/6) at KC:** Perfect on three FG attempts (32, 49 and 48), all in the first half...Kicked off six times...**(11/20) at Was.:** Kicked the game-winning FG from 19 yards out in the fourth quarter.

2004: Played in all 16 games...Led the team in scoring for the fifth consecutive year, topping the century mark for the fourth time in five years (106 points)...Recorded the third most accurate season of his career, connecting on 89.3 percent of his FG attempts (25-of-28), while going 31-for-32 on extra points...Kicked off 76 times, putting 27 into the end zone (12 touchbacks)...Also kicked two game-winning FGs on the year...**(9/19) vs. Buf.:** His 33-yard FG with 2:27 remaining proved to be the game-winner...Also recorded one tackle...**(9/26) vs. TB:** Kicked a 39-yard FG, the 100th of his career...**(10/24) vs. NO:** Scored a season-high 14 points, hitting all four FGs (28, 42, 44 and 40) and two PATs...Kicked off seven times and put three in the end zone with two touchbacks...**(11/7) at Car.:** Perfect on two FG attempts, connecting from 26 yards in the first quarter and on a game-winning 19-yarder with just six seconds left in the game...**(12/12) at Atl.:** Connected on a season-long 52-yard FG in the first quarter...**(12/19) vs. Ten.:** Connected on his only FG attempt (42 yards) in the fourth quarter and was perfect on five PATs...Kicked off seven times, putting a season-high four into the end zone, with two touchbacks.

2003: Played in all 16 games and led the team in scoring with 94 points...Converted 88.0 percent (22-for-25) of FG attempts...**(9/14) vs. Cin.:** Converted all three FG attempts (26, 39 and 40), including the game-winner...**(10/5) at Chi.:** Converted on 5-of-6 FG attempts, tying a personal and franchise best for FGs made and attempted...Made FGs from 32, 33, 36, 39 and 49 yards with one blocked...Missed first PAT of his career, snapping a streak of 147 straight...**(11/2) at Det.:** Converted 2-of-3 FG attempts, including a then-franchise-record 55 yards.

2002: Played in all 16 games and scored 128 points, the third highest total in team history and first in the AFC...Posted then-career highs in FG attempts with 33 and FGs made with 26...Also set then-career highs in kickoffs (97), kickoffs into the end zone (48) and touchbacks (22)...His touchback total led the NFL...Finished the season by making 18 of his last 20 FGs...**(9/29) vs. Ten.:** Had nine kickoffs with seven going into the end zone, and six touchbacks...**(10/6) at Buf.:** Had eight kickoffs, with six going into the end zone, and five touchbacks...**(10/27) at KC:** Had a 44-yard attempt blocked, the first of his career...**(12/2) vs. NYJ:** Converted four FG attempts (23, 29, 36 and 48 yards)...**Postseason: (1/12/03) vs. NYJ:** Converted 3-of-4 FG attempts (29, 31 and 34) in AFC Divisional playoff...**(1/19/03) vs. Ten.:** Connected on both FG attempts, from 32 and 43 yards, in AFC Championship...Made all five PATs...**Super Bowl XXXVII (1/26/03) vs. TB:** Made only FG attempt, from 40 yards.

2001: Played in 15 games, missing the final regular season contest...Had 111 points to lead the team...Connected on 23-of-28 FG attempts, then the most successful attempts by a Raider since Cole Ford hit 24 in 1996...Earned AFC Special Teams Player of the Month in September...Converted all 42 PATs to rank first in the AFC and fourth in the NFL...Had 12 touchbacks, tied for second in the NFL...**(9/9) at KC:** Connected on a game-winning 31-yarder with 15 seconds remaining...**(12/15) at SD:** Kicked a game-winning 31-yard FG with 1:11 remaining...**Postseason: (1/12/02) vs. NYJ:** Connected on all three FG attempts (21, 41 and 45) in AFC Wild Card game...**(1/19/02) at NE:** Connected on two FGs, from 38 and 45 yards, in snowy AFC Divisional Playoff game.

2000: As a rookie, had a team-high 112 points to rank fifth in the AFC and ninth in the NFL...The 112 points were the most scored by a Raider since 1993 (Jeff Jaeger, 132)...Had 14 touchbacks, good for second in the NFL...Connected on 22-of-32 FGs...Tied for first in the AFC by making a then-career-long 54-yard FG...Connected on all 46 PATs, most by a Raider since 1983 (Chris Bahr, 51)...**(9/10) at Ind.:** Made first career FG, from 24 yards out...**(10/15) at KC:** Kicked a game-winning 43-yard FG...**(10/29) at SD:** Connected on five FGs, tying Jaeger's franchise record...Converted on a 54-yarder to tie George Fleming (10/1/61) and Jaeger (10/4/92) for then-longest in club history...**Postseason: (1/6/01) vs. Mia.:** Connected on 2-of-3 FGs, from 33 and 36 yards, in the AFC Divisional playoff...**(1/14/01) vs. Bal.:** Connected on a 24-yard FG in AFC Championship Game.

COLLEGE: In only three seasons at Florida State, finished ranked second on the school's career scoring list with 324 points...A consensus first-team All-American in 1999...Won a pair of Lou Groza Awards, given to the nation's top kicking specialist, after his sophomore and junior seasons...As a junior, led the team in scoring with 116 points, the third-highest season total in school history...Connected on 23-of-30 FGs and all 47 PAT attempts...As a sophomore, garnered All-American recognition from the Associated Press, Football Writers of America and Football News...Set school and ACC records with 27 FGs in a season...Made 27 of his 32 attempts (84.4 percent)...Led the nation with an average of 2.25 FGs per game...As a freshman in 1997, led the Seminoles in scoring with 85 points...Was elected into the Florida State Athletics Hall of Fame in September 2013...Majored in general studies.

PERSONAL: Played just one year of high school football, his senior season at Seabreeze High School in Daytona Beach, Fla...Nailed a career-long 60-yarder against Palatka, which was also the second-longest FG in state history...Also hit FGs from 56, 53 and 51 yards...Had just two kickoffs returned, and 80 percent went through the end zone...First-team All-USA selection (USA Today) and also earned All-American accolades...Selected to play in the Florida-Georgia All-Star Game...Scored a state record 69 goals as a senior for the school's soccer team...Former member of the Polish national under-17 soccer team...Turned down various pro soccer contract offers in South America to enroll at Florida State...Last name is pronounced jan-ah-COW-skee.

ADDITIONAL STATISTICS: Punting – 1-33, 12/19/10 vs. Den. Special teams tackles – 3 in 2001, 3 in 2002, 1 in 2003, 2 in 2004, 4 in 2006, 2 in 2007, 2 in 2008, 1 in 2009, 1 in 2014; NFL totals: 19.

SINGLE-GAME HIGHS: FIELD GOALS: Attempts – 6, six times; last: 11/24/13 vs. Ten. Made – 6, 11/27/11 vs. Chi. Long – 63, 9/12/11 at Den. Longest attempted – 76, 9/28/08 vs. SD. EXTRA POINTS: Attempts – 8, 10/24/10 at Den. Made – 8, 10/24/10 at Den. KICKOFFS: Total – 10, 10/24/10 at Den. Touchbacks – 8, 10/24/10 at Den.

KICK BY KICK

- 2000:** (41N) (50N,24G) (19G,49N) (37G,31G) (23G,35G,41N,35N) (47N,59N,47G,43G) (32G) (40G,40G,54G,29G,42N,24G) () () (49G) (24G,35G) (40G,42G,44N) (32G) (25G,50N) (42G)
Postseason: (36G,33G,58N) (24G)
- 2001:** (43G,42G,36G,31G) (42G,25G,45G) (20G) () (39G,42G,59N,37G) (42G,32G) (31G) (52G,37G) (24G,25G) () (41B,24G) () (20G,31G) (40N,35G,33N,42N) (28G) () **Postseason:** (21G,41G,45G) (38G,45G)
- 2002:** (27G) (41G,45G,46N,27G) (28G) () (43G,32G,35N) (27N,48N) (44B,32G) (42G,23G) (47G,32G) (39G,49B,28G) (37G,51G) (23G,48G,36G,29G) (51G,49N,20G) (26G,38G,45G) () (27G) **Postseason:** (29G,28N,34G,31G) (43G,32G) (40G)
- 2003:** (47G,47G) (40G,26G,39G) (41G) (23G,46G) (36G,39G,32G,33G,47B,49G) () (27G) (55N,55G,24G) (22G) (52N) (41G) (46G,48G) () (37G,23G) () ()
- 2004:** (28G,38G) (21G,33G) (23G,40G,46N,39G) (35N,50G) () (35G) (28G,42G,44G,40G) () (26G,19G) (31G) (48N) (27G,36G) (52G) (42G) (40G,45G,46G) (35G,27G)
- 2005:** (43N) (29G,50N) (49N,28G,26G,37N) (30G,23G,49G,43G) () (25G) (22G,32G) (32G,49G,48G) (45N,40G) (30G,45N,25G,19G) () (37G,61N) (42G,29N) (51N,46B) (43G) ()
- 2006:** () (34G,51G) () (33G,36G) (54N,47G) (19G,49N,39G) (51G,22G) (49N,29G,45G,38G) (29G,39G) (20G,25G,20G) (24G) (37G,35N) () (41N,42G,47G,39G) () (24G,34G) (29G,44N,28G) (35G,22G,35G)
- 2007:** (50B,46N,57N) (38G,52N) (32G,22G,23G,48G) () () (37G) (50G,43G,54G) (64N,22G) (37G,52G) (42G,30G,42G,49G,52G) (25G,54G) (58N,38G,35N,44G) (44N) () (41G) (49N,53G)
- 2008:** () (56G,25G,40G) (23G,35G,32G) (22G,28G,76N,32G) (24G,57N,59N) (29G,40N,37G,57G) (22G) () (38G,45G,58N) (21G,46N,37G) (26G) (25G,51G) () () (33G,30G) (25G)
- 2009:** (37G,35G) (48G,54G) (48G) (46G,33G) () (29G,46G) () (48G,41G,28G) (50G,45N) (57N,52G,33G) () (48G,43G) (34G,66N,54G) (54G,28G) (44G,34G,61G) (37G,39G)
- 2010:** (34G,30G,53N) (46N,38G,41G,22G) (22G,54G,41N,23G,58N,32N) (39G) (50G,30G) (27G,24G,40G) (31G) (31G,36G,45N,22G,49G) (47N,23G,41G,33G) (41G) (30G) () (26G) (49G,35G,47G) (59G,38G,54N,51G,45G) (38G) (37G,21G,63G) () (56N,54G,49G) (28G,26G) (54G,55G,50G,42G) (48G) () (48G) (23G) (29G,26G,49B)
- 2011:** (40G,47G,42G,19G,37G,44G) () () (46G,51G,65B) (28G,59N,31G,36G) (52G,43G,27G,32G) (51G,19G) (25G,27G) (32G,43G) (38G,24G) (52G,22G) (21G,33G,31G,64N,40G) (36G,35G,29G,32G) (29G) (32G,47G) (40G) (55G) (51G,61N) () (20G,50G,51N,57G,30G,41G) (21G,31G) ()
- 2012:** (48N,38G) (35N,46G,30G,29G,29G) () (52N) (47G,50G) (51N) () (24G,53G) (33G,24G) (54N) (52G,48G,24G,32N,48N,42G) (45G) (52N,41G,40G) (34G) (20G,42G) (42N)
- 2013:** () () (49G,37G,47G) () (53N) (29G,53G) (46G,38G) (48G,51N) (41G) (42G,25G) (40G) () (57G) (53G,33G) (45G,36G,38G,49G,48N) ()



SEBASTIAN JANIKOWSKI'S CAREER STATISTICS

Year	Team	GP	FG	Field Goals				XP	XPA	PAT			Points
				FGA	Pct.	Lg	Blk			Pct.	Blk		
2000	Oakland	14	22	32	68.8	54	0	46	46	100.0	0	112	
2001	Oakland	15	23	28	82.1	52	1	42	42	100.0	0	111	
2002	Oakland	16	26	33	78.8	51	2	50	50	100.0	0	128	
2003	Oakland	16	22	25	88.0	55	1	28	29	96.6	0	94	
2004	Oakland	16	25	28	89.3	52	0	31	32	96.9	1	106	
2005	Oakland	16	20	30	66.7	49	1	30	30	100.0	0	90	
2006	Oakland	16	18	25	72.0	55	0	16	16	100.0	0	70	
2007	Oakland	16	23	32	71.9	54	1	28	28	100.0	0	97	
2008	Oakland	16	24	30	80.0	57	0	25	26	96.2	1	97	
2009	Oakland	16	26	29	89.7	61	0	17	17	100.0	0	95	
2010	Oakland	16	33	41	80.5	59	0	43	43	100.0	0	142	
2011	Oakland	15	31	35	88.6	63	2	36	36	100.0	0	129	
2012	Oakland	16	31	34	91.2	57	0	25	25	100.0	0	118	
2013	Oakland	16	21	30	70.0	53	0	37	37	100.0	0	100	
2014	Oakland	16	19	22	86.4	57	0	28	28	100.0	0	85	
Totals		236	364	454	80.2	63	8	482	485	99.4	2	1,574	
POSTSEASON													
2000	Oakland	2	3	4	75.0	36	0	3	3	100.0	0	12	
2001	Oakland	2	5	5	100.0	45	0	4	4	100.0	0	19	
2002	Oakland	3	6	7	85.7	43	0	8	8	100.0	0	26	
Totals		7	14	16	87.5	45	0	15	15	100.0	0	57	

FIELD GOALS

Year	Team	1-19	Pct.	20-29	Pct.	30-39	Pct.	40-49	Pct.	50+	Pct.
2000	Oakland	1/1	100.0	6/6	100.0	6/7	85.7	8/14	57.1	1/4	25.0
2001	Oakland	0/0	-	7/7	100.0	9/10	90.0	6/9	66.7	1/2	50.0
2002	Oakland	0/0	-	10/11	90.9	7/8	87.5	7/12	58.3	2/2	100.0
2003	Oakland	0/0	-	6/6	100.0	6/6	100.0	9/10	90.0	1/3	33.3
2004	Oakland	1/1	100.0	7/7	100.0	7/8	87.5	8/10	80.0	2/2	100.0
2005	Oakland	1/1	100.0	7/8	87.5	5/6	83.3	7/12	58.3	0/3	0.0
2006	Oakland	1/1	100.0	2/3	66.7	9/11	81.8	3/3	100.0	3/7	42.9
2007	Oakland	0/0	-	4/4	100.0	6/7	85.7	7/10	70.0	6/11	54.5
2008	Oakland	0/0	-	11/11	100.0	8/8	100.0	2/4	50.0	3/7	42.9
2009	Oakland	0/0	-	3/3	100.0	8/8	100.0	9/10	90.0	6/8	75.0
2010	Oakland	0/0	-	8/8	100.0	13/14	92.9	8/12	66.7	4/7	57.1
2011	Oakland	1/1	100.0	8/8	100.0	5/5	100.0	10/11	90.9	7/10	70.0
2012	Oakland	1/1	100.0	9/9	100.0	10/10	100.0	5/5	100.0	6/9	66.7
2013	Oakland	0/0	-	6/6	100.0	4/6	66.7	8/11	72.7	3/7	42.8
2014	Oakland	0/0	-	2/2	100.0	5/5	100.0	9/10	90.0	3/5	60.0
Totals		6/6	100.0	96/99	97.0	108/119	90.8	106/143	74.1	48/87	55.2

POSTSEASON

Year	Team	1-19	Pct.	20-29	Pct.	30-39	Pct.	40-49	Pct.	50+	Pct.
2000	Oakland	0/0	-	1/1	100.0	2/2	100.0	0/0	-	0/1	0.0
2001	Oakland	0/0	-	1/1	100.0	1/1	100.0	3/3	100.0	0/0	-
2002	Oakland	0/0	-	1/2	50.0	3/3	100.0	2/2	100.0	0/0	-
Totals		0/0	-	3/4	75.0	5/5	100.0	5/5	100.0	0/1	0.0



Taiwan JONES

22

RUNNING BACK | 6-0 | 195 | EASTERN WASHINGTON
ACQUIRED: D4b-'11 | NFL EXP.: 5 | RAIDERS EXP.: 5
HOMETOWN: ANTIOCH, CALIF.
BORN: 07/26/88

TRANSACTIONS: Selected by Oakland Raiders in the fourth round (125th overall) of the 2011 NFL Draft, April 30, 2011.

CAREER: Invaluable special teams standout enters fifth season...Appeared in only one game for Oakland in 2014 after a foot injury landed him on the reserve/injured list for the final 16 weeks of the season...Has used his speed and quickness to develop into one of the league's better gunners and kickoff cover men...Led the team in special teams tackles with 12 in 2012 and 14 in 2013...As a running back, has totaled 117 yards on 27 carries (4.3 avg.), and six receptions for 91 yards (15.2 avg.)...Also has returned 36 kickoffs for 810 yards (22.5 avg.).

2014: Suffered a season-ending foot injury in the season opener...Placed on the reserve/injured list on Sept. 13...(9/7) at NYJ: Saw action on special teams before leaving the game due to a foot injury.

2013: Changed positions from running back to cornerback prior to third NFL campaign...Excelled in punt and kickoff coverage, leading the team with 14 tackles (12 solo) on special teams...Also recovered one fumble...Moved back to running back when injuries decimated Oakland's backfield late in the season...Also returned kickoffs...(9/29) vs. Was.: Credited with a special teams tackle...(10/6) vs. SD: Pressured PR Eddie Royal on punt coverage in the second quarter, resulting in a loose ball that was recovered by CB Chimdi Chekwa...Added one special teams tackle...(10/13) at KC: Dominant in punt coverage, posting two special teams tackles and helping limit PR Dexter McCluster to just 32 yards on six returns...(10/27) vs. Pit.: Returned kicks for the first time in 2013, returning three kickoffs for 46 yards...Also credited with a special teams tackle...(11/3) vs. Phi.: Assisted on a special teams tackle...Returned one kickoff for 20 yards...(11/10) at NYG: Forced a fumble on the game-opening kickoff, coming across the body of KR Jerrel Jernigan to swipe at the ball from behind...Fumble was recovered by WR Andre Holmes and set up an Oakland TD...Added team-leading seventh special teams tackle of the season...Returned two kickoffs for 77 yards, including returns of 41 and 36 yards...(11/17) at Hou.: Excelled in punt coverage, posting two tackles inside the 20-yard line...Also returned three kickoffs for 77 yards...(11/24) vs. Ten.: Recorded a special teams tackle in punt coverage...Returned three kickoffs for a season-high 80 yards (26.7 avg.)...(12/8) at NYJ: Returned to running back due to significant injuries to all of Oakland's backs...Rushed twice for three yards and a QB Matt McGloin pass to set up a third-quarter TD on offense...Reception marked a career long...Added four kickoff returns for 107 yards...(12/22) at SD: Continued to see action at running back, totaling two carries for one yard...Also notched a special teams tackle on kickoff coverage...(12/29) vs. Den.: Returned two kickoffs for 51 yards before leaving game due to an ankle injury.

2012: Played in 14 games, primarily as an ace on the Raiders' coverage units...Totaled six carries for 21 yards (3.5 avg.), and caught two passes for 11 yards (5.5 avg.)...Returned two kickoffs for 22 yards (11.0 avg.), and led the team with 12 special teams tackles (seven on punt coverage, five on kickoffs)...(9/16) at Mia.: Registered a special teams tackle on punt coverage...(9/30) at Den.: Made two tackles as a gunner in coverage, on consecutive punts in the first half...(11/4) vs. TB: Caught a 4-yard pass from P Shane Lechler on a fake-punt attempt...(11/11) at Bal.: Caught a pass and carried twice in an injury-depleted backfield...(11/25) at Cin.: Slowed by an ankle injury, played only on special teams...Made a two tackles on punt coverage, including a first-quarter stop for a 6-yard loss...(12/16) vs. KC: Posted one special teams tackle in punt coverage.

2011: Played in 10 games as a rookie...Totaled 16 carries for 73 yards...Added two receptions for 25 yards...Returned eight kickoffs for 165 yards...Posted seven special teams tackles...Recovered two fumbles on special teams...Inactive due to a hamstring injury for final six games of the season...(9/12) at Den.: Made NFL debut, on special teams...(9/18) at Buf.: Had first career carry, for four yards, on the second snap of a 14-play, 71-yard TD drive...(9/25) vs. NYJ: Had an 8-yard rush...Made first career reception on a pass from QB Jason Campbell for -5 yards...(10/23) vs. KC: Rushed for a season-long 14

AT A GLANCE

- Spent the majority of 2014 on the reserve/injured list after suffering a season-ending foot injury in Week 1 at NY Jets.
- Has developed into one of the NFL's top special teams players, leading the Raiders in special teams tackles in 2012 (12) and 2013 (14).
- At Eastern Washington, garnered Big Sky 2010 Offensive Player of the Year recognition on a team that captured the FCS national championship.
- Earned Player of the Year honors as a senior at Deer Valley High School in Antioch, Calif.



yards on a first-quarter carry...Registered a 30-yard reception on a pass from QB Carson Palmer in the fourth quarter...(11/10) at SD: Had three rushing attempts for 19 yards on a second-quarter FG drive...(11/20) at Min.: Had two carries for 3 yards.

COLLEGE: Played in 31 career games at running back and cornerback at Eastern Washington...Led Eagles to a 13-2 record and the 2010 NCAA FCS national championship as a junior, his final college campaign...Named the Big Sky Conference Offensive Player of the Year in 2010...Finished his career ranked fourth in school history with 2,995 rushing yards on 383 carries and 29 TDs...Also caught 64 passes for 903 yards and seven TDs...Returned 50 kickoffs for 1,134 yards (22.8 avg.) and one TD...Added 29 yards on six punt returns...Had 5,021 all-purpose yards to rank second in Eagles history...Set the school record with an average of 161.9 all-purpose yards per game, and scored 37 career TDs, the third highest total in program history...Averaged 123.1 rushing yards per game to rank second in school annals...Recorded 56 tackles (35 solo) on defense with four passes defended and two blocked kicks...A consensus All-American selection, named the Phil Steele NCAA FCS Offensive Player of the Year as a junior...Led the conference and ranked second in the nation with 145.1 rushing yards per game and 201.7 all-purpose yards per contest...Rushed for 1,742 yards on 221 carries to rank third on the school's single-season list...Also recorded 24 receptions for 342 yards and three TDs...Totaled 2,241 all-purpose yards...Had a string of seven straight 100-yard rushing games to close out his career...As a sophomore in 2009, earned third-team All-American honors from the NFL Draft Report, Associated Press and the Sports Network...Also named first-team All-Big Sky Conference...Saw action in 12 games with 10 starts...Totaled 1,213 rushing yards on 162 carries with 15 TDs...Also ranked third on the team with 40 receptions for 561 yards and three TDs...Returned 28 kickoffs for 571 yards (20.4 avg.)...Led the Big Sky and ranked second in the nation with an average of 195.4 all-purpose yards per game...Rushed for at least 100 yards in seven contests...Played in seven games with four starts at cornerback as a redshirt freshman (2008)...Recorded 54 tackles (33 solo) with a pair of stops for losses...Also recorded four passes defended and blocked two kicks...Returned seven kickoffs for 254 yards including a 93-yard TD against Northern Colorado...Majored in interdisciplinary liberal arts.

PERSONAL: Attended Deer Valley High School in Antioch, Calif. ...Named the Contra Costa Times Player of the Year and also earned first-team all-metro honors from the San Francisco Chronicle...Selected MVP of the Bay Valley Athletic League...As a senior, started at both tailback and cornerback...Set the school's single-season record with 19 TDs...Rushed for 1,466 yards (9.3 avg.) and 13 TDs...Also scored three receiving TDs and two TDs on punt returns...Three of his six catches went for TDs...On defense, had 37 tackles with a sack and three INTs...Returned one INT for a score...Led team to a 10-0 regular season record and program's first league title...Also lettered in track at DVHS, helping team to CIF finals, setting records in the 100 meters and 4x4 relay...Since joining the team in 2011, has been one of the Raiders' most active participants in community events...In April 2012, made appearance at the Oakland Boys and Girls Club...Has made multiple appearances at the Oakland Children's Hospital...In Fall 2012, spoke at an East Oakland Youth Football event and helped the Alameda County Community Food Bank...Participated in various community events throughout 2013, including the American Heart/NFL Play 60 Challenge and Toys for Tots...Participated in We Day - California in 2014...Assisted with the USA Football Regional Development Camp...Joined his teammates in working with the United Way Hometown Huddle in October...Supported the Alameda County Food Bank in Fruitvale for a food drive during the Thanksgiving season...Was especially active during the holiday season in 2014, visiting several hospitals with teammates and helping with a Toys for Tots drive...Named a 2014 Holiday Hero for his commitment to working with underserved children.

ADDITIONAL STATISTICS: Special teams tackles – 6 in 2011, 12 in 2012, 14 in 2013; NFL totals: 32. Special teams fumble recoveries – 2 in 2011.

SINGLE-GAME HIGHS: RUSHING: Attempts – 7, 11/10/11 at SD. Yards – 39, 11/10/11 at SD. Long – 14, 10/23/11 vs. KC. RECEIVING: Receptions – 1, six times; last: 12/15/13 vs. KC. Yards – 52, 12/15/13 vs. KC. Long – 52, 12/15/13 vs. KC.

TAIWAN JONES CAREER STATISTICS

		TACKLES								INTERCEPTIONS					FUMBLES		
Year	Team	GP	GS	Tot.	Solo	Asst.	Sacks	Yds		No.	Yds	Lg	TD	PD	FF	FR	Yds
2013	Oakland	16	0	0	0	0	0.0	0.0		0	0	-	0	0	0	0	0
2014	Oakland	1	0	0	0	0	0.0	0.0		0	0	-	0	0	0	0	0
Totals		17	0	0	0	0	0	0		0	0	-	0	0	0	0	0
		RUSHING								RECEIVING					TOTAL OFFENSE		
Year	Team	GP	GS	Att.	Yds	Avg.	Lg	TD		Rec.	Yds	Avg.	Lg	TD			
2011	Oakland	10	0	16	73	4.6	14	0		2	25	12.5	30	0			98
2012	Oakland	14	0	6	21	3.5	7	0		2	11	5.5	7	0			32
2013	Oakland	16	0	5	23	4.6	19	0		2	55	27.5	52	0			78
Totals		40	0	27	117	4.3	19	0		6	91	15.2	52	0			208
		KICKOFF RETURNS							PUNT RETURNS								
Year	Team	No.	Yds	Avg.	Lg	TD			No.	FC	Yds	Avg.	Lg	TD			
2011	Oakland	8	165	20.6	46	0			0	0	0	-	-	0			
2012	Oakland	2	22	11.0	16	0			0	0	0	-	-	0			
2013	Oakland	26	623	24.0	41	0			0	0	0	-	-	0			
Totals		36	810	22.5	46	0			0	0	0	-	-	0			

TAIWAN JONES GAME-BY-GAME

2013, OAKLAND


Date	Opp.	GP	GS	RUSHING					RECEIVING					TOTAL OFFENSE
				Att.	Yds	Avg.	Lg	TD	Rec.	Yds	Avg.	Lg	TD	
9/8	at Ind-L	1	0	0	0	-	-	0	0	0	-	-	0	0
9/15	Jac-W	1	0	0	0	-	-	0	0	0	-	-	0	0
9/23	at Den-L	1	0	0	0	-	-	0	0	0	-	-	0	0
9/29	Was-L	1	0	1	19	19.0	19	0	0	0	-	-	0	19
10/6	SD-W	1	0	0	0	-	-	0	0	0	-	-	0	0
10/13	at KC-L	1	0	0	0	-	-	0	0	0	-	-	0	0
10/27	Pit-W	1	0	0	0	-	-	0	0	0	-	-	0	0
11/3	Phi-L	1	0	0	0	-	-	0	0	0	-	-	0	0
11/10	at NYG-L	1	0	0	0	-	-	0	0	0	-	-	0	0
11/17	at Hou-W	1	0	0	0	-	-	0	0	0	-	-	0	0
11/24	Ten-L	1	0	0	0	-	-	0	0	0	-	-	0	0
11/28	at Dal-L	1	0	0	0	-	-	0	0	0	-	-	0	0
12/8	at NYJ-L	1	0	2	3	1.5	2	0	1	3	3.0	3	0	6
12/15	KC-L	1	0	0	0	-	0	0	1	52	52.0	52	0	52
12/22	at SD-L	1	0	2	1	0.5	1	0	0	0	-	-	0	1
12/29	Den-L	1	0	0	0	-	-	0	0	0	-	-	0	0
Totals		16	0	5	23	4.6	19	0	2	55	27.5	52	0	78

2012, OAKLAND

Date	Opp.	GP	GS	RUSHING					RECEIVING					TOTAL OFFENSE
				Att.	Yds	Avg.	Lg	TD	Rec.	Yds	Avg.	Lg	TD	
9/10	SD-L	1	0	0	0	-	-	0	0	0	-	-	0	0
9/16	at Mia-L	1	0	0	0	-	-	0	0	0	-	-	0	0
9/23	Pit-W	1	0	0	0	-	-	0	0	0	-	-	0	0
9/30	at Den-L	1	0	0	0	-	-	0	0	0	-	-	0	0
10/14	at Atl-L	1	0	0	0	-	-	0	0	0	-	-	0	0
10/21	Jac-W			(INACTIVE - KNEE)										
10/28	at KC-W			(INACTIVE - KNEE)										
11/4	TB-L	1	0	1	2	2.0	2	0	1	4	4.0	4	0	6
11/11	at Bal-L	1	0	2	6	3.0	3	0	1	7	7.0	7	0	13
11/18	NO-L	1	0	3	13	4.3	7	0	0	0	-	-	0	13
11/25	at Cin-L	1	0	0	0	-	-	0	0	0	-	-	0	0
12/2	Cle-L	1	0	0	0	-	-	0	0	0	-	-	0	0
12/6	Den-L	1	0	0	0	-	-	0	0	0	-	-	0	0
12/16	KC-W	1	0	0	0	-	-	0	0	0	-	-	0	0
12/23	at Car-L	1	0	0	0	-	-	0	0	0	-	-	0	0
12/30	at SD-L	1	0	0	0	-	-	0	0	0	-	-	0	0
Totals		14	0	6	21	3.5	7	0	2	11	5.5	7	0	32

2011, OAKLAND

Date	Opp.	GP	GS	RUSHING					RECEIVING					TOTAL OFFENSE
				Att.	Yds	Avg.	Lg	TD	Rec.	Yds	Avg.	Lg	TD	
9/12	at Den-W	1	0	0	0	-	-	0	0	0	-	-	0	0
9/18	at Buf-L	1	0	1	4	4.0	4	0	0	0	-	-	0	4
9/25	NYJ-W	1	0	1	8	8.0	8	0	1	-5	-5.0	-5	0	3
10/2	NE-L	1	0	0	0	-	-	0	0	0	-	-	0	0
10/9	at Hou-W	1	0	0	0	-	-	0	0	0	-	-	0	0
10/16	Cle-W	1	0	0	0	-	-	0	0	0	-	-	0	0
10/23	KC-L	1	0	3	18	6.0	14	0	1	30	30.0	30	0	48
11/6	Den-L	1	0	2	1	0.5	2	0	0	0	-	-	0	1
11/10	at SD-W	1	0	7	39	5.6	12	0	0	0	-	-	0	39
11/20	at Min-W	1	0	2	3	1.5	2	0	0	0	-	-	0	3
11/27	Chi-W			(INACTIVE - HAMSTRING)										
12/4	at Mia-W			(INACTIVE - HAMSTRING)										
12/11	at GB-L			(INACTIVE - HAMSTRING)										
12/18	Det-L			(INACTIVE - HAMSTRING)										
12/24	at KC-W			(INACTIVE - HAMSTRING)										
1/1/12	SD-L			(INACTIVE - HAMSTRING)										
Totals		10	0	16	73	4.6	14	0	2	25	12.5	30	0	98



Marquette KING

7

PUNTER | 6-0 | 185 | FORT VALLEY STATE
ACQUIRED: FA-'12 | NFL EXP.: 4 | RAIDERS EXP.: 4
HOMETOWN: MACON, GA.
BORN: 10/26/88

TRANSACTIONS: Signed by Oakland Raiders as an undrafted free agent, May 4, 2012...Re-signed by Raiders as a restricted free agent, April 8, 2015.

CAREER: Fourth-year talent enters his third season as one of NFL's elite punters and placement specialists after emerging onto the scene in 2013...Set single-season franchise records with 109 punts (fifth in NFL history) and 4,930 punting yards (third in NFL history) in 2014...Became the third Raider to eclipse 4,000 punting yards in consecutive seasons...Placed 31 punts inside the opponents' 20-yard line with only three touchbacks...Became the only NFL player (since stats became official in 1976) with at least 100 punts, at least 30 placed inside the 20-yard line and three-or-fewer touchbacks...Led the league in punting with a 48.9 average in 2013, his first full season of action...Became just the third punter in franchise history to lead the league in punting over a season...His 48.9 average was the third highest in Raiders history...Career totals include 32 games played, 193 punts for 9,037 yards (46.8 avg.) and 54 punts inside the 20-yard line with only 14 touchbacks.

AT A GLANCE

- Set single-season franchise records for punts (109) and punting yards (4,930) in 2014.
- In 2014, became the only NFL punter (since stats became official in 1976) with at least 100 punts, 30 placed inside the 20-yard line and three-or-fewer touchbacks in a season.
- In 2013, his first full season, became the third punter in franchise history to lead the NFL in punting, posting a 48.9 average.
- Named team's Most Valuable Player following senior season at Fort Valley State.
- Booted an 80-yard punt at the HBCU All-Star Bowl Game and recorded 16 punts of 50 yards or longer as a senior.

2014: Set single-season franchise records for punts (109) and yards (4,930)...His 109 punts rank fifth in NFL annals, and his punting yards total ranks third on the all-time list...Averaged 45.2 yards per punt and placed 31 punts inside the 20-yard line, eight more than his previous season...Had a season-long punt of 62 yards...Limited touchbacks to just three after posting 11 his first year...Became the only NFL player (since stats became official in 1976) with at least 100 punts, at least 30 placed inside the 20-yard line and three-or-fewer touchbacks...



...**(9/7) at NYJ:** Punted nine times for 401 yards (44.6 avg.)...Had a long punt of 61 yards and had one touchback...**(9/14) vs. Hou.:** Punted three times for 120 yards (40.0 avg.)...**(9/21) at NE:** Punted five times for 216 yards, placing three punts inside the 20-yard line...Averaged 43.2 yards per effort...**(9/28) vs. Mia.:** Punted six times for 292 yards (48.7 avg.)...Tied single-game high with four punts inside the 20-yard line...**(10/12) vs. SD:** Placed three punts inside the 20-yard line...Punted four times for 165 yards (41.3 avg.)...**(10/19) vs. Ari.:** Effective in limiting PR Ted Ginn, Jr. to two returns for just seven yards with three fair catches...Totaled 236 yards on six punts, placing three efforts inside the 20-yard line...**(10/26) at Cle.:** Had seven punts for 308 yards (44.0 avg.)...Limited Browns to two returns for seven yards, posting a 43.0 net punting average...**(11/2) at Sea.:** Posted one of his top performances of the season, punting six times for 314 yards for a season-high 52.3 average...Placed three punts inside the 20-yard line...Limited Seattle returners to just 37 yards on three returns, posting a 46.2 net punting average...**(11/9) vs. Den.:** Had nine punts for 389 yards (43.2 avg.)...**(11/16) at SD:** Punted nine times for 446 yards (49.6 avg.)...Placed two punts inside the 20-yard line, including a fourth-quarter effort that was downed at San Diego's 1-yard line...Booted a season-long 62-yard punt in the first quarter...**(11/20) vs. KC:** Totaled six punts for 296 yards (49.3 avg.)...Placed three punts inside the 20-yard line...Dragged down PR Frankie Hammond, Jr., posting his only special teams tackle of the season...**(11/30) at StL.:** Registered eight punts for 353 yards (44.1 avg.)...Helped limit St. Louis returners to just 19 yards on four returns...**(12/7) vs. SF:** Enjoyed a remarkable performance, punting five times for 234 yards (46.8 avg.) and placing two punts inside the 20-yard line...**(12/14) at KC:** Tied a career high with 11 punts for 477 yards (43.4 avg.)...Put one punt inside the 20-yard line...**(12/21) vs. Buf.:** Punted six times for 265 yards (44.2 avg.), snapping the Raiders single-season record for punts by reaching 100 for the year...Limited Buffalo returners to just 11 yards on three returns...**(12/28) at Den.:** Punted nine times for 418 yards (46.4 avg.).

2013: Led NFL in punting (48.9 avg.) in first full season...Joined Hall of Famer Ray Guy and Shane Lechler as the only Raiders to lead the NFL in punting for a single season...Gross punting average tied for the third highest in franchise history (Shane Lechler, 2007)...Posted a 41.1 net average, also tied for third highest in team annals (Shane Lechler, 2007)...Punted 84 times for 4,107 yards, recording 11 touchbacks and placing 23 punts inside the 20-yard line...(9/8) at Ind.: Made NFL debut, punting twice for 101 yards (50.5 avg.)...Had a long punt of 53 yards for a touchback in the second quarter...(9/15) vs. Jac.: Totaled four punts for 192 yards (48.0 avg.)...Booted a 58-yard punt...(9/23) at Den.: Punted six times for 315 yards, including a season-long 66-yard effort...(9/29) vs. Was.: Produced a solid all-around performance, punting seven times for 314 yards (44.9 avg.) and pinning Washington inside the 20-yard line three times...(10/6) vs. SD: Punted six times for 297 yards (49.5 avg.)...Booted a 64-yard punt in the fourth quarter...(10/13) at KC: Established season highs with eight punts for 414 yards (51.8 avg.)...Boomed his third punt of 60-or-more yards this season, punting a 64-yarder in the second quarter...(10/27) vs. Pit.: Matched a season high with eight punts...Placed two efforts inside the 20-yard line...Posted first career special teams tackle...(11/3) vs. Phi.: Punted seven times for 315 yards, averaging 45.0 yards per effort...Recorded a tackle on special teams for the second straight game, forcing WR DeSean Jackson out of bounds in the second quarter...(11/10) at NYG: Punted five times, averaging 50.8 yards per effort...Had first career punt blocked in the first quarter...Had three punts land inside the 20-yard line...(11/17) at Hou.: Set season highs with 11 punts for 540 yards (49.1 avg.)...Placed a season-high four punts inside the 20-yard line and booted three punts of 60-or-more yards (64, 62 and 63)...(11/28) at Dal.: Punted five times for 265 yards, averaging 53 yards per effort...Placed two punts inside the 20-yard line...(12/15) vs. KC: Punted just once, booting a 48-yarder in the fourth quarter...(12/22) at SD: Posted a season-high 54.2 punting average, booting five punts for 271 yards...Placed two punts inside the 20-yard line...(12/22) at SD: Had a long punt of 63 yards...(12/29) vs. Den.: Punted five times for 229 yards (45.8 avg.)...Placed two punts inside the 20-yard line.

2012: Spent the entire 2012 regular season on the reserve/injured list due to a foot injury suffered late in the preseason.

COLLEGE: Played four years at Fort Valley State and earned first-team Southern Intercollegiate Athletic Conference honors as a senior...Invited to the National College Elite Kicking Camp...Ranked as No. 5 punter in Division II after senior year...As a senior, punted 60 times for 2,582 yards (43.0 avg.)...Booted an 80-yard punt at the HBCU All-Star Bowl Game...Placed 21 punts inside the 20-yard line...Had nine touchbacks...Ranked 13th in the nation in net punting yardage...Had 16 punts travel 50-or-more yards...As a junior, punted 54 times for 2,144 yards (39.7 avg.)...Had a season-long 64-yard punt...Placed 17 punts inside the opponent 20-yard line...Ranked as the No. 4 punter in Division II...Averaged 39.0 yards per punt as a sophomore...Finished freshman season with a 41-yard punting average.

PERSONAL: Attended Rutland High School in Macon, Ga. ...Began playing football as a wide receiver his sophomore year of high school...Did not punt until junior year of high school...One of the Raiders' most active community participants, took part in numerous events throughout 2013, including the Alameda County Food Bank, Toys for Tots and Holiday Shopping...Participated in We Day – California in 2014...Also worked with Big Brothers Big Sisters and the OAL Elite Youth Football Camp.

ADDITIONAL STATISTICS: Special teams tackles – 2 in 2013, 1 in 2014; NFL totals: 3. Blocked punts – 11/10/13 at NYG, 12/8/13 at NYJ; NFL totals: 2.

SINGLE-GAME HIGHS: PUNTING: Punts – 11, two times; last: 12/14/14 at KC. Gross average (min. four attempts) – 54.2, 12/22/13 at SD. Touchbacks – 1, 14 times; last: 12/21 vs. Buf. Net average (min. four attempts) – 47.5, 11/24/13 vs. Ten. Punts inside 20 – 4, three times; last: 12/28/14 at Den. Long – 66, 9/23/13 at Den.

MARQUETTE KING'S CAREER STATISTICS

Year	Team	GP	Punts	Yds	Avg.	In 20	TB	Lg	Net	Blk.	Ret.	Ret. Yds
2012	Oakland		(RESERVE/INJURED LIST - FOOT)									
2013	Oakland	16	84	4,107	48.9	23	11	66	40.1	2	42	438
2014	Oakland	16	109	4,930	45.2	31	3	62	40.0	0	47	513
Totals		32	193	9,037	46.8	54	14	66	40.4	2	89	951

MARQUETTE KING GAME-BY-GAME
2014, OAKLAND

Date	Opp.	GP	Punts	Yds	Avg.	In 20	TB	Lg	Net	Blk.	Ret.	Ret. Yds
9/7	at NYJ-L	1	9	401	44.6	0	1	61	44.6	0	2	15
9/14	Hou-L	1	3	120	40.0	0	0	47	37.0	0	2	9
9/21	at NE-L	1	5	216	43.2	3	0	52	41.8	0	1	7
9/28	Mia-L	1	6	292	48.7	4	0	57	47.2	0	1	9
10/12	SD-L	1	4	165	41.3	3	0	54	34.0	0	1	29
10/19	Ari-L	1	6	236	39.3	3	0	46	38.2	0	2	7
10/26	at Cle-L	1	7	308	44.0	1	0	53	43.0	0	2	7
11/2	at Sea-L	1	6	314	52.3	3	0	59	46.2	0	3	37
11/9	Den-L	1	9	389	43.2	0	0	54	37.4	0	4	52
11/16	at SD-L	1	9	446	49.6	2	0	62	44.7	0	4	44
11/20	KC-W	1	6	296	49.3	3	0	58	40.8	0	4	51
11/30	at StL-L	1	8	353	44.1	2	1	49	39.9	0	4	19
12/7	SF-W	1	5	234	46.8	2	0	55	42.2	0	1	23
12/14	at KC-L	1	11	477	43.4	1	0	57	29.2	0	8	156
12/21	Buf-W	1	6	265	44.2	0	1	57	39.0	0	3	11
12/28	at Den-L	1	9	418	46.4	4	0	58	42.0	0	5	37
Totals		16	109	4,930	45.2	31	3	62	40.0	0	47	513

2013, OAKLAND

Date	Opp.	GP	Punts	Yds	Avg.	In 20	TB	Lg	Net	Blk.	Ret.	Ret. Yds
9/8	at Ind-L	1	2	101	50.5	0	1	53	29.0	0	1	23
9/15	Jac-W	1	4	192	48.0	1	1	58	41.8	0	1	5
9/23	at Den-L	1	6	315	52.5	0	1	66	43.5	0	3	34
9/29	Was-L	1	7	314	44.9	3	1	48	40.4	0	2	11
10/6	SD-W	1	6	297	49.5	1	1	64	42.7	0	2	21
10/13	at KC-L	1	8	414	51.8	1	1	64	42.0	0	6	32
10/27	Pit-W	1	8	372	46.5	2	1	58	38.1	0	4	47
11/3	Phi-L	1	7	315	45.0	1	1	57	36.6	0	3	39
11/10	at NYG-L	1	5	254	50.8	3	0	61	37.3	1	3	30
11/17	at Hou-W	1	11	540	49.1	4	0	64	37.7	0	7	125
11/24	Ten-L	1	2	95	47.5	0	0	54	47.5	0	1	0
11/28	at Dal-L	1	5	265	53.0	2	1	60	43.6	0	4	27
12/8	at NYJ-L	1	2	85	42.5	1	1	48	21.7	1	0	0
12/15	KC-L	1	1	48	48.0	0	0	48	39.0	0	1	9
12/22	at SD-L	1	5	271	54.2	2	0	63	47.2	0	3	35
12/29	Den-L	1	5	229	45.8	2	1	52	41.8	0	1	0
Totals		16	84	4,107	48.9	23	11	66	40.1	2	42	438



Brian LEONHARDT

87

TIGHT END | 6-5 | 255 | BEMIDJI STATE
ACQUIRED: FA-'13 | NFL EXP.: 2 | RAIDERS EXP.: 2
HOMETOWN: BLAINE, MINN.
BORN: 04/02/90

TRANSACTIONS: Signed by Oakland Raiders as an undrafted free agent, April 29, 2013...Waived by Raiders, Aug. 31, 2013...Signed by Raiders to practice squad, Sept. 2, 2013...Signed by Raiders as a reserve/future free agent, Dec. 30, 2013.

CAREER: Physical tight end enters his third season with the Raiders after spending his entire rookie season on the team's practice squad in 2013...Made his NFL debut in the 2014 season opener as a reserve...Has appeared in 12 games with three starts...Totaled six receptions for 35 yards with one TD before having his season cut short due to a concussion in Week 13...Finished the year on the reserve/injured list.

AT A GLANCE

- Joined the Raiders as an undrafted free agent in 2013.
- Saw his first NFL action in 2014, appearing in 12 games with three starts.
- Made his NFL debut in the 2014 season opener against NY Jets.
- Notched his first career TD on Sept. 29 vs. Miami in London.

2014: Appeared in 12 games with three starts, totaling six receptions for 35 yards (5.8 avg.) with one TD...Also notched four tackles and a forced fumble on special teams...Missed the final four games of the season due to a concussion suffered in Week 13 at St. Louis...Placed on the reserve/injured list on Dec. 24...**(9/7) at NYJ:** Made NFL debut as a reserve in the season opener...Caught his first career pass for 12 yards in the second quarter...**(9/14) vs. Hou.:** Saw significant action on offense and special teams...**(9/21) at NE:** Hauled in a 7-yard reception in the first quarter...Also appeared on special teams...**(9/28) vs. Mia.:** Caught his first career TD pass, a 3-yard toss from QB Derek Carr, on the game's opening drive...**(10/19) vs. Ari.:** Recorded one reception for four yards...Added two special teams tackles...**(10/26) at Cle.:** Saw action on offense as a reserve and on special teams...**(11/2) at Sea.:** Made his first career start at tight end...**(11/9) vs. Den.:** Started and caught one pass for five yards...**(11/16) at SD:** Notched one reception for four yards...**(11/20) vs. KC:** Started at tight end in the team's first victory of the season...**(11/30) at StL.:** Played five snaps on offense and saw action on special teams.

2013: Spent the entire 2013 season on the Raiders' practice squad after being waived by the team in training camp.

COLLEGE: Played four years at Bemidji State, seeing action in 43 career games...Totaled 112 career receptions for 1,431 yards and 15 TDs...Played in 10 games as a senior, catching 25 passes for 343 yards and three TDs...Named team captain...As a junior, started all 11 games and led team in receptions (35) and receiving yards (483)...Earned Daktronics All-American second-team offense, D2Football.com All-American honorable mention, Datroniks, Inc. Super Region No. 3 first-team and All-NSIC first-team honors...Played in 11 games with seven starts as a sophomore...Totaled 28 receptions for 351 yards and three TDs...Ranked second on team in receptions and average yards per game (31.9)...Earned All-NSIC first-team honors...Named to ESPN the Magazine/College Sports Information Directors of America College Division Academic All-District Second Team...As a freshman, led the team with 24 receptions for 254 yards and seven TDs...Named All-NSIC honorable mention...Also on track and field team as a thrower...Placed third at NSIC Indoor Championships and fourth at the Outdoor Championships...Majored in business administration.

PERSONAL: Attended Spring Lake Park High School in Blaine, Minn. ...Captain as a senior...Named all-conference and earned all-state accolades in 2007...Also participated in wrestling and track and field...Captained the wrestling team for two seasons...An all-conference thrower in track and field...Conference champion in the shot put and received all-state honors in both the shot put and discus...Active in the community, participating in multiple community events including the NFL Play 60 Character Camp and Clorox Clean Classrooms...Dedicated time to promoting breast cancer awareness with the American Cancer Society...Last name is pronounced LEE-in-hart.

ADDITIONAL STATISTICS: Special teams tackles – 4 in 2014. Forced fumbles – 1 in 2014.


SINGLE-GAME HIGHS: RECEIVING: Receptions – 1, six times; last: 11/16/14 at SD. Yards – 12, 9/7/14 at NYJ. Long – 12, 9/7/14 at NYJ. Touchdowns – 1, 9/28/14 vs. Mia.

BRIAN LEONHARDT'S CAREER STATISTICS

Year	Team	GP	GS	RECEIVING					RUSHING				
				Rec.	Yds	Avg.	Lg	TD	Att.	Yds	Avg.	Lg	TD
2014	Oakland	12	3	6	35	5.8	12	1	0	0	-	-	0
Totals		12	3	6	35	5.8	12	1	0	0	-	-	0

BRIAN LEONHARDT GAME-BY-GAME
2014, OAKLAND

Date	Opp.	GP	GS	RECEIVING				TD
				Rec.	Yds	Avg.	Lg	
9/7	at NYJ-L	1	0	1	12	12.0	12	0
9/14	Hou-L	1	0	0	0	-	-	0
9/21	at NE-L	1	0	1	7	7.0	7	0
9/28	Mia-L	1	0	1	3	3.0	3t	1
10/12	SD-L	1	0	0	0	-	-	0
10/19	Ari-L	1	0	1	4	4.0	4	0
10/26	at Cle-L	1	0	0	0	-	-	0
11/2	at Sea-L	1	1	0	0	-	0	0
11/9	Den-L	1	1	1	5	5.0	5	0
11/16	at SD-L	1	0	1	4	4.0	4	0
11/20	KC-W	1	1	0	0	-	-	0
11/30	at StL-L	1	0	0	0	-	-	0
12/7	SF-W	(INACTIVE-CONCUSSION)						
12/14	at KC-L	(INACTIVE-CONCUSSION)						
12/21	Buf-W	(INACTIVE-CONCUSSION)						
12/28	at Den-L	(RESERVE/INJURED LIST - CONCUSSION)						
Totals		12	3	6	35	5.8	12	1



Curtis LOFTON

50

LINEBACKER | 6-0 | 245 | OKLAHOMA
ACQUIRED: FA-'15 | NFL EXP.: 8 | RAIDERS EXP.: 1
HOMETOWN: KINGFISHER, OKLA.
BORN: 06/02/86

TRANSACTIONS: Selected by Atlanta Falcons in the second round (37th overall) of the 2008 NFL Draft, April 26, 2008...Signed by New Orleans Saints as an unrestricted free agent, March 24, 2012...Released by Saints, March 9, 2015...Signed by Oakland Raiders as a free agent, March 11, 2015.

CAREER: Durable inside linebacker enters his first season with Oakland after signing with the team in the offseason...Has appeared in all 112 games in his career, the longest active streak among inside linebackers...Also has started 99 straight games at inside linebacker, the second most consecutive starts among active linebackers (David Harris, 100)...Has posted at least 100 tackles in all seven NFL seasons...Named to the Pro Football Weekly and The Sporting News' All-Rookie Team in 2008...Named the NFC Defensive Player of the Week in 2011 for his Week 17 performance against Tampa Bay...Recorded a career-high and New Orleans Saints franchise-record 185 tackles in 2014...Career totals include 112 games played with 111 starts, 1,058 tackles (689 solo), seven sacks, 11 forced fumbles, four fumble recoveries, three INTs and one INT-TD...Also has 45 tackles (27) and one sack in five postseason contests.

2014 (with NO): Started all 16 games for the sixth consecutive season at inside linebacker...Paced the team with a franchise-record and career-high 185 tackles (125 solo) and added one forced fumble, one fumble recovery and eight passes defended...Compiled 10-or-more tackles in a game 11 times and led or tied for the team high in stops 11 times...(9/7) at Atl.: Led the team with 13 stops (11) and added one pass defended...(9/21) vs. Min.: Recorded a team-leading 14 tackles and one pass defended...(10/15) vs. TB: Started 100th career game and totaled five tackles (four) and one pass defended...(10/19) at Det.: Led team with 18 tackles (15), while also adding one pass defended...(10/26) vs. GB: Led the defensive front with 15 tackles (eight)...(10/30) at Car.: Posted a team-leading 11 tackles (five) and recovered one fumble that led to the team's first TD...Surpassed the 100-tackle mark at midseason...(11/24) vs. Bal.: Finished with seven tackles, including the 1,000th of his career...(11/30) at Pit.: Led the team with 12 tackles (nine)...(12/15) at Chi.: Tied for the lead among linebackers with seven tackles (four) while adding one pass defended...(12/28) at TB: In season finale, led the team with 12 tackles and six solo stops.

2013 (with NO): Started all 16 games for the fifth consecutive season, posting double-digit tackle totals seven times and anchoring a defense that ranked fourth in the NFL in both net yardage and scoring...Recorded a team-leading 139 tackles (83 solo), two sacks, five passes defended and one forced fumble...In the postseason, opened both contests and recorded a team-high 18 tackles (four) and one sack...(9/8) vs. Atl.: Tied for the team lead with eight tackles (five)...(9/15) at TB: Recorded a team-leading 10 tackles (two)...(9/22) vs. Ari.: Posted a team-leading nine tackles (six) and one pass defended...(10/6) at Chi.: Led team with 11 tackles...(10/13) at NE: Led team with 12 tackles (nine), adding one sack...(11/3) at NYJ: Posted a team-high and season-high 16 tackles (10)...(11/10) vs. Dal.: Notched four stops as the team surrendered a season-low 193 total net yards...(12/2) at Sea.: Started a month where he would record 43 tackles with a 14-stop effort (six) to lead team...(12/22) at Car.: Posted five tackles (two solo) and one sack...(12/29) vs. TB: Posted five stops and a career-high three passes defended in regular season finale...Postseason: (1/4/14) at Phi.: Tallied seven tackles (four)...(1/11/14) at Sea.: Posted 11 tackles and one sack of QB Russell Wilson.

2012 (with NO): Started all 16 games at middle linebacker in first season in New Orleans, posting double-digit tackle totals seven times...Recorded 157 tackles (94 solo), one sack, 10 passes defended, two forced fumbles and two fumble recoveries...(9/9) vs. Was.: Registered eight stops (five) in Saints debut...(9/16) at Car.: Tied for the team lead with 13 tackles (eight)...(9/23) vs. KC: Registered a season-high and team-best 14 tackles (10) and tied a then-career-high with two passes defended...(9/30) at GB: Posted double-digit stops, 13 (nine), for the third consecutive contest, leading the team in tackles...(10/7) vs. SD: Recorded nine tackles (eight) and a sack of QB Philip Rivers for a 12-yard loss...(10/28) at Den.: Led defense with 12 tackles (seven) while also adding one pass defended and one fumble recovery...(11/5) vs. Phi.: Posted eight stops (six) and one forced fumble...(11/25) vs. SF: Totaled a team-leading nine tackles (four)...(11/29) at Atl.: Led team with 12 tackles (six) and one pass defended...(12/9) at NYG: Led the team with 12 stops (seven)...(12/23) at Dal.: Tied for team lead with eight tackles (five), adding one pass defended...Added a forced fumble and fumble recovery on the same play, stripping RB DeMarco Murray.

AT A GLANCE

- Has appeared in all 112 games in his career, the longest active streak among inside linebackers.
- His 99 straight starts at inside linebacker are the second most consecutive starts among active linebackers (David Harris, 100).
- One of just two Raiders (Charles Woodson) to have over 1,000 career tackles.
- Has posted at least 100 tackles in all seven NFL seasons.
- Set a career high with 185 tackles in 2014.
- Named the NFC Defensive Player of the Week in 2011 for his Week 17 performance against Tampa Bay.
- Named to the Pro Football Weekly and The Sporting News' All-Rookie Team in 2008.
- Named Associated Press Big 12 Defensive Player of the Year as a senior at Oklahoma.



2011 (with Atl.): Started all 16 games at middle linebacker, posting 167 tackles (101 solo) in addition to one sack, two INTs, one returned for a TD, one forced fumble, one fumble recovery and seven passes defended...Anchored one of league's top run defenses as Falcons finished ranked sixth in the NFL (97.0 yards per game)...Recorded double-digit stop totals 10 times...Named NFC Defensive Player of the Week for his efforts in Week 17...(9/11) at Chi.: Registered 13 tackles (eight)...(9/18) vs. Phi.: Contributed a team-high 11 tackles (nine) and two passes defended...(9/25) at TB: Finished with 13 tackles (eight)...(10/2) at Sea.: Posted nine tackles (four) and his second career INT, picking off QB Tarvaris Jackson...(10/16) vs. Car.: Posted nine tackles (six) and a pass defended...(11/6) at Ind.: Tallied 12 tackles and one forced fumble of RB Delone Carter...(12/4) at Hou.: Recorded a season-high 14 tackles (11) and his first sack of the season, when he dropped QB T.J. Yates...(12/15) vs. Jac.: Registered eight tackles (six) and first career fumble recovery...(1/1/12) vs. TB: Led the team with 14 stops (eight), tying his season high, and returned an INT 26 yards for his first career TD...Named NFC Defensive Player of the Week for the first time in his career for his efforts.

2010 (with Atl.): Started all 16 games at middle linebacker for the Falcons and finished the season with 142 tackles (101 solo), two sacks, three forced fumbles, one INT and three passes defended, as he led the team in both stops and forced fumbles...Registered double-digit tackles seven times...(9/12) at Pit.: Tallied 12 tackles (10) and one sack for a 9-yard loss...(10/3) vs. SF: Registered nine tackles (eight), a second-quarter sack of QB Alex Smith, an INT and one pass defended...(10/17) at Phi.: Recorded a season-high 17 tackles (12)...(10/24) vs. Cin.: Notched nine tackles (six), a career-high two forced fumbles and one pass defended...(11/28) vs. GB: Registered six tackles, one pass defended and forced QB Aaron Rodgers to fumble, which was recovered by Atlanta for a touchback...(12/5) at TB: Finished with 10 tackles (seven)...(12/27) vs. NO: Notched 11 tackles (nine).

2009 (with Atl.): Started all 16 games at middle linebacker and posted a team-high 160 tackles (118 solo), two passes defended and two forced fumbles...(9/13) vs. Mia.: Recorded 13 tackles and one forced fumble in season opener...(9/27) at NE: Registered a career-high 19 tackles (13)...(10/18) vs. Chi.: Tallied 11 tackles and forced RB Matt Forte to fumble at the Atlanta 1-yard line...(11/22) at NYG: Finished with a team-high 15 tackles, which included 14 solo stops.

2008 (with Atl.): Appeared in all 16 games with 15 starts at middle linebacker as a rookie and finished with 108 tackles (67 solo), one sack, one forced fumble, three passes defended and seven special teams stops...Ranked second in the NFL for tackles among all rookies...Earned NFL All-Rookie honors from both The Sporting News and Pro Football Weekly...(10/12) vs. Chi.: Posted 11 tackles (eight)...(10/26) at Phi.: Tallied two tackles, one forced fumble and his first career sack when he took down QB Donovan McNabb for a loss of seven yards...(11/2) at Oak.: Notched a team-high seven tackles for a defense that did not allow a first down in the first half and allowed a franchise-low three in the entire game...Postseason: (1/3/09) at Ari.: Posted six tackles (five) in the NFC Wild Card contest.

COLLEGE: Appeared in 38 games with 19 starts at Oklahoma from 2004-07...Finished his college career with 197 tackles, 16 stops for a loss, one sack, three INTs, four forced fumbles, two fumble recoveries and two passes defended...As a senior, earned Associated Press second-team All-American honors...Recorded 157 tackles, tied for the seventh-best season total in school history and the most by a Sooner since 1979...Also named Associated Press Big 12 Defensive Player of the Year in 2007 while garnering All-Big 12 first-team accolades by the coaches and Associated Press...Was named Big 12 Defensive Player of the Week after recording 12 tackles and one INT-TD against Utah State...Collected Big 12 Defensive Player of the Week honors against Missouri after posting 18 tackles...Appeared in 14 games as a junior and recorded 37 tackles (20 solo), 4.5 tackles for loss, one fumble recovery and one forced fumble...Appeared in 11 games as a freshman and totaled three tackles...Majored in sociology.

PERSONAL: Attended Kingfisher (Okla.) High School...Was a three-year letterman at linebacker and fullback...Led the team with 168 tackles as a senior and finished career with 505 tackles...2004 Parade first-team All-American...Led team to 3A State Championship in 2003 and semifinals in 2004...Garnered all-state honors by The Oklahoman and first-team Coaches All State in 2004...Also competed on basketball and track teams...Inductee into the Kingfisher High School Hall of Fame.

ADDITIONAL STATISTICS: Touchdowns (1): 1/1/12 vs. TB, 26-yard INT return. Special teams tackles – 7 in 2008, 2 in 2009; NFL totals: 9.

SINGLE-GAME HIGHS: TACKLES: Total – 19, 9/27/09 at NE. Solo – 15, 10/19/14 at Det. Sacks – 1, seven times; last: 12/22/13 at Car. Forced fumbles – 1, 11 times; last: 12/7/14 vs. Car. Fumble recoveries – 1, four times; last: 10/30/14 at Car. Interceptions – 1, three times; last: 1/1/12 vs. TB. Passes defended – 3, 12/29/13 vs. TB.

CURTIS LOFTON'S CAREER STATISTICS

Year	Team	GP	GS	TACKLES					Yds	INTERCEPTIONS					FUMBLES		
				Tot.	Solo	Asst.	Sacks			No.	Yds	Lg	TD	PD	FF	FR	Yds
2008	Atlanta	16	15	108	67	41	1.0	7.0		0	0	-	0	3	1	0	0
2009	Atlanta	16	16	160	118	42	0.0	0.0		0	0	-	0	2	2	0	0
2010	Atlanta	16	16	142	101	41	2.0	16.0		1	2	2	0	3	3	0	0
2011	Atlanta	16	16	167	101	66	1.0	8.0		2	30	26t	1	7	1	1	0
2012	New Orleans	16	16	157	94	63	1.0	12.0		0	0	-	0	10	2	2	0
2013	New Orleans	16	16	139	83	56	2.0	19.0		0	0	-	0	5	1	0	0
2014	New Orleans	16	16	185	125	60	0.0	0.0		0	0	-	0	8	1	1	0
Totals		112	111	1,058	689	369	7.0	62.0		3	32	26t	1	38	11	4	0
POSTSEASON																	
2008	Atlanta	1	0	6	5	1	0.0	0.0		0	0	-	0	0	0	0	0
2010	Atlanta	1	1	9	5	4	0.0	0.0		0	0	-	0	0	0	0	0
2011	Atlanta	1	1	12	9	3	0.0	0.0		0	0	-	0	0	0	0	0
2013	New Orleans	2	2	18	8	10	1.0	0.0		0	0	-	0	0	0	0	0
Totals		5	4	45	27	18	1.0	0.0		0	0	-	0	0	0	0	0

CURTIS LOFTON GAME-BY-GAME

2014, NEW ORLEANS

Date	Opp.	GP	GS	Tot.	TACKLES				Yds	No.	INTERCEPTIONS					FUMBLES		
					Solo	Asst.	Sacks				Yds	Lg	TD	PD		FF	FR	Yds
9/7	at Atl-L	1	1	13	11	2	0.0	0.0	0	0	0	-	0	1		0	0	0
9/14	at Cle-L	1	1	9	7	2	0.0	0.0	0	0	0	-	0	1		0	0	0
9/21	Min-W	1	1	14	11	3	0.0	0.0	0	0	0	-	0	1		0	0	0
9/28	at Dal-L	1	1	16	10	6	0.0	0.0	0	0	0	-	0	0		0	0	0
10/5	TB-W	1	1	5	4	1	0.0	0.0	0	0	0	-	0	1		0	0	0
10/19	at Det-L	1	1	18	15	3	0.0	0.0	0	0	0	-	0	1		0	0	0
10/26	GB-W	1	1	15	8	7	0.0	0.0	0	0	0	-	0	0		0	0	0
10/30	at Car-W	1	1	11	5	6	0.0	0.0	0	0	0	-	0	0		0	1	0
11/9	SF-L	1	1	12	6	6	0.0	0.0	0	0	0	-	0	2		0	0	0
11/16	Cin-L	1	1	11	9	2	0.0	0.0	0	0	0	-	0	0		0	0	0
11/24	Bal-L	1	1	7	5	2	0.0	0.0	0	0	0	-	0	0		0	0	0
11/30	at Pit-W	1	1	12	9	3	0.0	0.0	0	0	0	-	0	0		0	0	0
12/7	Car-L	1	1	17	13	4	0.0	0.0	0	0	0	-	0	0		1	0	0
12/15	at Chi-W	1	1	7	4	3	0.0	0.0	0	0	0	-	0	1		0	0	0
12/21	Atl-L	1	1	6	2	4	0.0	0.0	0	0	0	-	0	0		0	0	0
12/28	at TB-W	1	1	12	6	6	0.0	0.0	0	0	0	-	0	0		0	0	0
Totals		16	16	185	125	60	0.0	0.0	0	0	0	-	0	8		1	1	0

2013, NEW ORLEANS

Date	Opp.	GP	GS	Tot.	TACKLES				Yds	No.	INTERCEPTIONS					FUMBLES		
					Solo	Asst.	Sacks				Yds	Lg	TD	PD		FF	FR	Yds
9/8	Atl-W	1	1	8	5	3	0.0	0.0	0	0	0	-	0	0		0	0	0
9/15	at TB-W	1	1	10	2	8	0.0	0.0	0	0	0	-	0	0		0	0	0
9/22	Ari-W	1	1	9	6	3	0.0	0.0	0	0	0	-	0	1		0	0	0
9/30	Mia-W	1	1	3	1	2	0.0	0.0	0	0	0	-	0	1		1	0	0
10/6	at Chi-W	1	1	11	6	5	0.0	0.0	0	0	0	-	0	0		0	0	0
10/13	at NE-L	1	1	12	9	3	1.0	8.0	0	0	0	-	0	0		0	0	0
10/27	Buf-W	1	1	6	5	1	0.0	0.0	0	0	0	-	0	0		0	0	0
11/3	at NYJ-L	1	1	16	10	6	0.0	0.0	0	0	0	-	0	0		0	0	0
11/10	Dal-W	1	1	4	3	1	0.0	0.0	0	0	0	-	0	0		0	0	0
11/17	SF-W	1	1	7	3	4	0.0	0.0	0	0	0	-	0	0		0	0	0
11/21	at Atl-W	1	1	10	7	3	0.0	0.0	0	0	0	-	0	0		0	0	0
12/2	at Sea-L	1	1	14	6	8	0.0	0.0	0	0	0	-	0	0		0	0	0
12/8	Car-W	1	1	10	8	2	0.0	0.0	0	0	0	-	0	0		0	0	0
12/15	at StL-L	1	1	9	6	3	0.0	0.0	0	0	0	-	0	0		0	0	0
12/22	at Car-L	1	1	5	2	3	1.0	11.0	0	0	0	-	0	0		0	0	0
12/29	TB-W	1	1	5	4	1	0.0	0.0	0	0	0	-	0	3		0	0	0
Totals		16	16	139	83	56	2.0	19.0	0	0	0	-	0	5		1	0	0

POSTSEASON

1/4/14 at Phi-W 1 1 7 4 3 0.0 0.0 0 0 - 0 0 0 0 0 0 0 0

1/11/14 at Sea-L 1 1 11 4 7 1.0 0.0 0 0 - 0 0 0 0 0 0 0 0

Totals 2 2 18 8 10 1.0 0.0 0 0 - 0 0 0 0 0 0 0 0

2012, NEW ORLEANS

Date	Opp.	GP	GS	Tot.	TACKLES				Yds	No.	INTERCEPTIONS					FUMBLES		
					Solo	Asst.	Sacks				Yds	Lg	TD	PD		FF	FR	Yds
9/9	Was-L	1	1	8	5	3	0.0	0.0	0	0	0	-	0	0		0	0	0
9/16	at Car-L	1	1	13	8	5	0.0	0.0	0	0	0	-	0	0		0	0	0
9/23	KC-L	1	1	14	10	4	0.0	0.0	0	0	0	-	0	2		0	0	0
9/30	at GB-L	1	1	13	9	4	0.0	0.0	0	0	0	-	0	0		0	0	0
10/7	SD-W	1	1	9	8	1	1.0	12.0	0	0	0	-	0	0		0	0	0
10/21	at TB-W	1	1	9	4	5	0.0	0.0	0	0	0	-	0	0		0	0	0
10/28	at Den-L	1	1	12	7	5	0.0	0.0	0	0	0	-	0	1		0	1	0
11/5	Phi-W	1	1	8	6	2	0.0	0.0	0	0	0	-	0	0		1	0	0
11/11	Atl-W	1	1	10	6	4	0.0	0.0	0	0	0	-	0	1		0	0	0
11/18	at Oak-W	1	1	5	3	2	0.0	0.0	0	0	0	-	0	2		0	0	0
11/25	SF-L	1	1	9	4	5	0.0	0.0	0	0	0	-	0	0		0	0	0
11/29	at Atl-L	1	1	12	6	6	0.0	0.0	0	0	0	-	0	1		0	0	0
12/9	at NYG-L	1	1	12	7	5	0.0	0.0	0	0	0	-	0	0		0	0	0
12/16	TB-W	1	1	8	3	5	0.0	0.0	0	0	0	-	0	1		0	0	0
12/23	at Dal-W	1	1	8	5	3	0.0	0.0	0	0	0	-	0	1		1	1	0
12/30	Car-L	1	1	7	3	4	0.0	0.0	0	0	0	-	0	1		0	0	0
Totals		16	16	157	94	63	1.0	12.0	0	0	0	-	0	10		2	2	0

2015 VETERANS

CURTIS LOFTON GAME-BY-GAME

2011, NEW ORLEANS

Date	Opp.	GP	GS	TACKLES					INTERCEPTIONS					FUMBLES		
				Tot.	Solo	Asst.	Sacks	Yds	No.	Yds	Lg	TD	PD	FF	FR	Yds
9/11	at Chi-L	1	1	13	8	5	0.0	0.0	0	0	-	0	0	0	0	0
9/18	Phi-W	1	1	11	9	2	0.0	0.0	0	0	-	0	2	0	0	0
9/25	at TB-L	1	1	13	8	5	0.0	0.0	0	0	-	0	0	0	0	0
10/2	at Sea-W	1	1	9	4	5	0.0	0.0	1	4	4	0	1	0	0	0
10/9	GB-L	1	1	12	4	8	0.0	0.0	0	0	-	0	0	0	0	0
10/16	Car-W	1	1	9	6	3	0.0	0.0	0	0	-	0	1	0	0	0
10/23	at Det-W	1	1	11	8	3	0.0	0.0	0	0	-	0	0	0	0	0
11/6	at Ind-W	1	1	12	9	3	0.0	0.0	0	0	-	0	0	1	0	0
11/13	NO-L	1	1	10	6	4	0.0	0.0	0	0	-	0	0	0	0	0
11/20	Ten-W	1	1	6	4	2	0.0	0.0	0	0	-	0	1	0	0	0
11/27	Min-W	1	1	11	4	7	0.0	0.0	0	0	-	0	1	0	0	0
12/4	at Hou-L	1	1	14	11	3	1.0	8.0	0	0	-	0	0	0	0	0
12/11	at Car-W	1	1	5	3	2	0.0	0.0	0	0	-	0	0	0	0	0
12/15	Jac-W	1	1	8	6	2	0.0	0.0	0	0	-	0	0	0	1	0
12/26	at NO-L	1	1	9	3	6	0.0	0.0	0	0	-	0	0	0	0	0
1/1/12TB-W		1	1	14	8	6	0.0	0.0	1	26	26t	1	1	0	0	0
Totals		16	16	167	101	66	1.0	8.0	2	30	26t	1	7	1	1	0
POSTSEASON																
1/8/12at NYG-L		1	1	12	9	3	0.0	0.0	0	0	-	0	0	0	0	0

2010, ATLANTA

Date	Opp.	GP	GS	TACKLES					INTERCEPTIONS					FUMBLES		
				Tot.	Solo	Asst.	Sacks	Yds	No.	Yds	Lg	TD	PD	FF	FR	Yds
9/12	at Pit-L	1	1	12	10	2	1.0	9.0	0	0	-	0	0	0	0	0
9/19	Ari-W	1	1	5	3	2	0.0	0.0	0	0	-	0	0	0	0	0
9/26	at NO-W	1	1	10	8	2	0.0	0.0	0	0	-	0	0	0	0	0
10/3	SF-W	1	1	9	8	1	1.0	7.0	1	2	2	0	1	0	0	0
10/10	at Cle-W	1	1	9	5	4	0.0	0.0	0	0	-	0	0	0	0	0
10/17	at Phi-L	1	1	17	12	5	0.0	0.0	0	0	-	0	0	0	0	0
10/24	Cin-W	1	1	9	6	3	0.0	0.0	0	0	-	0	1	2	0	0
11/7	TB-W	1	1	5	5	0	0.0	0.0	0	0	-	0	0	0	0	0
11/11	Bal-W	1	1	11	8	3	0.0	0.0	0	0	-	0	0	0	0	0
11/21	at StL-W	1	1	11	9	2	0.0	0.0	0	0	-	0	0	0	0	0
11/28	GB-W	1	1	6	3	3	0.0	0.0	0	0	-	0	1	1	0	0
12/5	at TB-W	1	1	10	7	3	0.0	0.0	0	0	-	0	0	0	0	0
12/12	at Car-W	1	1	8	5	3	0.0	0.0	0	0	-	0	0	0	0	0
12/19	at Sea-W	1	1	9	4	5	0.0	0.0	0	0	-	0	0	0	0	0
12/27	NO-L	1	1	11	8	3	0.0	0.0	0	0	-	0	0	0	0	0
1/2/11Car-W		1	1	0	0	0	0.0	0.0	0	0	-	0	0	0	0	0
Totals		16	16	142	101	41	2.0	16.0	1	2	2	0	3	3	0	0
POSTSEASON																
1/15/11 GB-L		1	1	9	5	4	0.0	0.0	0	0	-	0	0	0	0	0

CURTIS LOFTON GAME-BY-GAME
2009, ATLANTA

Date	Opp.	GP	GS	Tot.	TACKLES				Yds	No.	INTERCEPTIONS				FUMBLES		
					Solo	Asst.	Sacks				Yds	Lg	TD	PD	FF	FR	Yds
9/13	Mia-W	1	1	13	10	3	0.0	0.0	0	0	0	-	0	0	1	0	0
9/20	Car-W	1	1	10	6	4	0.0	0.0	0	0	0	-	0	0	0	0	0
9/27	at NE-L	1	1	19	13	6	0.0	0.0	0	0	0	-	0	0	0	0	0
10/11	at SF-W	1	1	10	7	3	0.0	0.0	0	0	0	-	0	2	0	0	0
10/18	Chi-W	1	1	11	8	3	0.0	0.0	0	0	0	-	0	0	1	0	0
10/25	at Dal-L	1	1	7	4	3	0.0	0.0	0	0	0	-	0	0	0	0	0
11/2	at NO-L	1	1	14	12	2	0.0	0.0	0	0	0	-	0	0	0	0	0
11/8	Was-W	1	1	10	6	4	0.0	0.0	0	0	0	-	0	0	0	0	0
11/15	at Car-L	1	1	8	5	3	0.0	0.0	0	0	0	-	0	0	0	0	0
11/22	at NYG-L	1	1	15	14	1	0.0	0.0	0	0	0	-	0	0	0	0	0
11/29	TB-W	1	1	9	8	1	0.0	0.0	0	0	0	-	0	0	0	0	0
12/6	Phi-L	1	1	8	7	1	0.0	0.0	0	0	0	-	0	0	0	0	0
12/13	NO-L	1	1	5	3	2	0.0	0.0	0	0	0	-	0	0	0	0	0
12/20	at NYJ-W	1	1	11	7	4	0.0	0.0	0	0	0	-	0	0	0	0	0
12/27	Buf-W	1	1	4	3	1	0.0	0.0	0	0	0	-	0	0	0	0	0
1/3/10	at TB-W	1	1	6	5	1	0.0	0.0	0	0	0	-	0	0	0	0	0
Totals		16	16	160	118	42	0.0	0.0	0	0	0	-	0	2	2	0	0

2008, ATLANTA

Date	Opp.	GP	GS	Tot.	TACKLES				Yds	No.	INTERCEPTIONS				FUMBLES		
					Solo	Asst.	Sacks				Yds	Lg	TD	PD	FF	FR	Yds
9/7	Det-W	1	1	5	2	3	0.0	0.0	0	0	0	-	0	0	0	0	0
9/14	at TB-L	1	1	10	5	5	0.0	0.0	0	0	0	-	0	0	0	0	0
9/21	KC-W	1	1	6	4	2	0.0	0.0	0	0	0	-	0	0	0	0	0
9/28	at Car-L	1	1	10	7	3	0.0	0.0	0	0	0	-	0	0	0	0	0
10/5	at GB-W	1	1	6	3	3	0.0	0.0	0	0	0	-	0	0	0	0	0
10/12	Chi-W	1	1	11	8	3	0.0	0.0	0	0	0	-	0	0	0	0	0
10/26	at Phi-L	1	1	2	1	1	1.0	7.0	0	0	0	-	0	0	1	0	0
11/2	at Oak-W	1	1	7	6	1	0.0	0.0	0	0	0	-	0	0	0	0	0
11/9	NO-W	1	1	6	6	0	0.0	0.0	0	0	0	-	0	1	0	0	0
11/16	Den-L	1	1	7	3	4	0.0	0.0	0	0	0	-	0	0	0	0	0
11/23	Car-W	1	1	6	2	4	0.0	0.0	0	0	0	-	0	0	0	0	0
11/30	at SD-W	1	1	8	6	2	0.0	0.0	0	0	0	-	0	0	0	0	0
12/7	at NO-L	1	0	9	6	3	0.0	0.0	0	0	0	-	0	0	0	0	0
12/14	TB-W	1	1	7	3	4	0.0	0.0	0	0	0	-	0	0	0	0	0
12/21	at Min-W	1	1	5	3	2	0.0	0.0	0	0	0	-	0	0	0	0	0
12/28	StL-W	1	1	3	2	1	0.0	0.0	0	0	0	-	0	2	0	0	0
Totals		16	15	108	67	41	1.0	7.0	0	0	0	-	0	3	1	0	0
POSTSEASON																	
1/3/09	at Ari-L	1	0	6	5	1	0.0	0.0	0	0	0	-	0	0	0	0	0



Ricky LUMPKIN

93

DEFENSIVE TACKLE | 6-3 | 300 | KENTUCKY
ACQUIRED: FA-'13 | NFL EXP.: 1 | RAIDERS EXP.: 1
HOMETOWN: MOUNT HOLLY, N.J.
BORN: 09/07/88

TRANSACTIONS: Signed by Arizona Cardinals as an undrafted free agent, July 27, 2011...Waived by Cardinals, Sept. 2, 2011...Signed by Cardinals to practice squad, Sept. 4, 2011...Practice squad contract terminated by Cardinals, Nov. 1, 2011...Re-signed by Cardinals to practice squad, Nov. 22, 2011...Signed by Cardinals as a reserve/future free agent, Jan. 3, 2012...Waived by Cardinals, Aug. 31, 2012...Re-signed by Cardinals to practice squad, Sept. 3, 2012...Signed by Cardinals to active roster, Dec. 15, 2012...Waived by Cardinals, Dec. 17, 2012...Re-signed by Cardinals to practice squad, Dec. 19, 2012...Signed by Cardinals as a reserve/future free agent, Jan. 11, 2013...Waived by Cardinals, Sept. 6, 2013...Signed by Oakland Raiders to practice squad, Nov. 20, 2013...Signed by Raiders to active roster, Dec. 14, 2013...Waived by Raiders, Aug. 30, 2014...Re-signed by Raiders to practice squad, Sept. 1, 2014...Signed by Raiders to active roster, Nov. 26, 2014.

CAREER: Young defensive lineman enters his second training camp with the Raiders...Appeared in five games for the Raiders in 2014, totaling nine tackles (six solo) and one sack...Joined Oakland's practice squad in November 2013 before being promoted to the active roster and playing in one game...Spent most of the 2011 and 2012 seasons on the Arizona Cardinals' practice squad...Made the Cardinals' practice squad as an undrafted free agent in 2011.

2014: Saw action in the final five games of the season after being promoted from the practice squad on Nov. 26...Totaled nine tackles (six solo) with one sack...**(11/30) at StL:** Made season debut, seeing action on defense...**(12/7) vs. SF:** Saw limited time on defense...**(12/14) at KC:** Recorded first career sack, getting to QB Alex Smith for a 2-yard loss late in the third quarter...Established a career high with five tackles (four)...**(12/21) vs. Buf:** Part of an impressive defensive effort as the Raiders limited Buffalo to just 13 rushing yards...Credited with three tackles (two)...**(12/28) at Den:** Assisted on one tackle.

2013: Defensive lineman was signed to the Raiders' practice squad on Nov. 20...Added to the active roster on Dec. 14 and saw action in one game...Spent the offseason and training camp with the Cardinals...**(12/15) vs. KC:** Made first appearance as a Raider and played in second NFL game, seeing action on defensive line.

2012 (with Ari.): Played in one game after spending the first 13 weeks of the season on the practice squad...Promoted to the active roster on Dec. 15...Released on Dec. 17 and re-signed to practice squad on Dec. 18...**(12/16) vs. Det:** Made his NFL debut and had one solo tackle.

2011 (with Ari.): Spent most of the season on the Cardinals' practice squad.

COLLEGE: Appeared in 44 career games with 29 starts at Kentucky and finished his career with 82 tackles, three sacks, 12.5 tackles for a loss and one fumble recovery...Started all 13 games as a senior, totaling 21 tackles, one sack and 5.5 tackles for a loss...Had his most productive season as a junior in 2009 when he started all 13 games and had 26 tackles...As a sophomore in 2008, appeared in 11 games with two starts, totaling 17 tackles, a sack and 3.5 tackles for a loss despite battling a high ankle sprain...Redshirted in 2006...Majored in communications and leadership development.

PERSONAL: Attended Kenwood High School in Clarksville, Tenn. ...Was named "Mr. Football" for Class AAAA in Tennessee after a senior season that saw him post 101 tackles, 35 tackles for a loss, 10 sacks, four forced fumbles, a fumble recovery and five passes defended...Also earned all-state and All-Middle Tennessee honors...Was a two-time all-region and all-area selection.

SINGLE-GAME HIGHS: TACKLES: Total – 5, 12/14/14 at KC. Solo – 4, 12/14/14 at KC.


RICKY LUMPKIN'S CAREER STATISTICS

Year	Team	GP	GS	TACKLES				Yds	INTERCEPTIONS					FUMBLES		
				Tot.	Solo	Asst.	Sacks		No.	Yds	Lg	TD	PD	FF	FR	Yds
2012	Arizona	1	0	1	1	0	0.0	0.0	0	0	-	0	0	0	0	0
2013	Oakland	1	0	0	0	0	0.0	0.0	0	0	-	0	0	0	0	0
2014	Oakland	5	0	9	6	3	1.0	2.0	0	0	-	0	0	0	0	0
Totals		7	0	10	7	3	1.0	2.0	0	0	-	0	0	0	0	0

RICKY LUMPKIN GAME-BY-GAME

2014, OAKLAND

Date	Opp.	TACKLES							INTERCEPTIONS					FUMBLES		
		GP	GS	Tot.	Solo	Asst.	Sacks	Yds	No.	Yds	Lg	TD	PD	FF	FR	Yds
9/7	at NYJ-L															
9/14	Hou-L															
9/21	at NE-L															
9/28	Mia-L															
10/12	SD-L															
10/19	Ari-L															
10/26	at Cle-L															
11/2	at Sea-L															
11/9	Den-L															
11/16	at SD-L															
11/20	KC-W															
11/30	at StL-L	1	0	0	0	0	0.0	0.0	0	0	-	0	0	0	0	0
12/7	SF-W	1	0	0	0	0	0.0	0.0	0	0	-	0	0	0	0	0
12/14	at KC-L	1	0	5	4	1	1.0	2.0	0	0	-	0	0	0	0	0
12/21	Buf-W	1	0	3	2	1	0.0	0.0	0	0	-	0	0	0	0	0
12/28	at Den-L	1	0	1	0	1	0.0	0.0	0	0	-	0	0	0	0	0
Totals		5	0	9	6	3	1.0	2.0	0	0	-	0	0	0	0	0



Khalil Mack

52

LINEBACKER | 6-3 | 250 | BUFFALO
ACQUIRED: D1-'14 | NFL EXP.: 2 | RAIDERS EXP.: 2
HOMETOWN: FORT PIERCE, FLA.
BORN: 02/22/91

TRANSACTIONS: Selected by Oakland Raiders in the first round (fifth overall) of the 2014 NFL Draft, May 8, 2014.

2014: Dominant rookie started all 16 games, totaling 84 tackles (59 solo), four sacks, one forced fumble and four passes defended...Finished third in voting for the Associated Press Defensive Rookie of the Year Award...Selected to the Pro Football Writers of America, Sports Illustrated and NFL.com All-Rookie Teams...Only rookie named to the USA Football All-Fundamentals Team, which honors 26 NFL players who exhibit exemplary football techniques for young players to emulate...Became just the third rookie linebacker in Raiders history to start all 16 games, following Matt Millen (1980) and current General Manager Reggie McKenzie (1985)...**(9/7) at NYJ:** Started at strong-side linebacker in NFL debut...Posted six tackles (five solo)...**(9/14) vs. Hou.:** Credited with six tackles (four) and one pass defended...**(9/21) at NE:** Made an impact on defense, recording six tackles (three)...**(9/28) vs. Mia.:** Racked up five solo tackles...**(10/12) vs. SD:** Totaled three solo tackles...**(10/19) vs. Ari.:** Led team and set a career high with 11 tackles (10)...**(10/26) at Cle.:** Enjoyed a standout performance, posting eight solo tackles and one pass defended...Helped limit the NFL's then-sixth-ranked rushing offense to just 1.6 yards per carry...**(11/2) at Sea.:** Consistently impacted the Seahawks' passing game and notched six tackles (two)...**(11/9) vs. Den.:** Recorded first career forced fumble, stripping RB Juwan Thompson in the fourth quarter...Also posted three tackles (two) and batted one pass from QB Peyton Manning...**(11/16) at SD:** Effective in the pass rush, notching his first career sack in addition to five tackles (four)...Got to QB Philip Rivers for a 5-yard loss on a third-and-6 play, forcing a fourth-quarter punt...**(11/20) vs. KC:** Credited with five tackles (three) in the team's victory...Pressured QB Alex Smith on a late fourth-quarter play, forcing an incompleting and helping to close out the win...**(12/7) vs. SF:** Posted first career multiple-sack game, getting to QB Colin Kaepernick twice in the fourth quarter...Dropped Kaepernick for a 5-yard loss on a first-down play, then closed out the win with a 9-yard sack on the game's final play from scrimmage...Credited with four tackles (two)...**(12/14) at KC:** Credited with eight tackles (three)...**(12/21) vs. Buf.:** Put forth a dominant effort, helping limit Buffalo to just 13 yards on the ground, tied for the third lowest yardage total allowed in franchise history...Posted five tackles (two) and one sack in the win...Dropped QB Kyle Orton for a 10-yard loss on a third-down play in the third quarter...**(12/28) at Den.:** Posted two solo tackles despite nursing a hamstring injury suffered the previous week.

COLLEGE: Played four years at Buffalo, starting all 48 games in which he appeared...Totaled 327 tackles (186 solo), 28.5 sacks, 75 tackles for loss, 16 forced fumbles, three fumble recoveries, four INTs, 21 passes defended and 31 quarterback pressures...Recorded two TDs on INT returns...His 16 forced fumbles are an NCAA record, topping the previous record of 14...His 75 tackles for loss tied the NCAA modern-day record (since the 2000 season)...His 28.5 sacks are also a school record...Started all 13 games as a senior, leading the Bulls in tackles (100), tackles for loss (19), sacks (10.5), INTs (three) and forced fumbles (five)...Earned first-team All-MAC honors for the third straight season...



Was named the MAC Defensive Player of the Year and was awarded the Jack Lambert Award...Finished second in the voting for the Butkus Award...Named MAC East Defensive Player of the Week three times...Had nine tackles, 2.5 sacks and an INT-TD at Ohio State...Started 11 games as a junior...Led the team with 94 tackles, 21 tackles for loss added eight sacks and four forced fumbles...Garnered first-team All-MAC honors for the second straight season...Was twice named MAC East Defensive Player of the Week...Sports Illustrated's honorable mention All-American...Had one of the best single games of his career, with a career-high 15 tackles (3.5 for loss), 2.5 sacks, and two forced fumbles in a comeback win over UMass...Started all 12 games as a sophomore, leading the team in sacks (5.5), tackles for loss (20.5) and forced fumbles (five)...Added 65 tackles...Earned first-team All-MAC honors...Tabbed by Sports Illustrated as an honorable mention All-American...Started 12 games as a freshman, totaling 68 tackles and recording team highs in both sacks (4.5) and tackles for losses (14.5)...Named to Phil Steele's All-MAC Third Team...Redshirted in his first season in 2009...Majored in general studies.

PERSONAL: Attended Westwood High School in Fort Pierce, Fla. ...Named first-team all-area and third-team all-state selection and helped lead the Panthers to the district title as a senior...Recorded 140 tackles with nine sacks, three forced fumbles and two fumble recoveries...Didn't play football until junior year of high school...Name is pronounced KAH-leel.

SINGLE-GAME HIGHS: TACKLES: Total – 11, 10/19/14 vs. Ari. Solo – 10, 10/19/14 vs. Ari. Sacks – 2, 12/7/14 vs. SF. Forced fumbles – 1, 11/9/14 vs. Den. Passes defended – 1, four times; last: 12/14/14 at KC.

KHALIL MACK'S CAREER STATISTICS

Year	Team	GP	GS	TACKLES					Yds	INTERCEPTIONS					FUMBLES		
				Tot.	Solo	Asst.	Sacks			No.	Yds	Lg	TD	PD	FF	FR	Yds
2014	Oakland	16	16	84	59	25	4.0	29.0		0	0	-	0	4	1	0	0
Totals		16	16	84	59	25	4.0	29.0		0	0	-	0	4	1	0	0

KHALIL MACK GAME-BY-GAME

2014, OAKLAND

Date	Opp.	GP	GS	TACKLES					Yds	INTERCEPTIONS					FUMBLES		
				Tot.	Solo	Asst.	Sacks			No.	Yds	Lg	TD	PD	FF	FR	Yds
9/7	at NYJ-L	1	1	6	5	1	0.0	0.0	0	0	-	0	0	0	0	0	0
9/14	Hou-L	1	1	6	4	2	0.0	0.0	0	0	-	0	1	0	0	0	0
9/21	at NE-L	1	1	6	3	3	0.0	0.0	0	0	-	0	0	0	0	0	0
9/28	Mia-L	1	1	5	5	0	0.0	0.0	0	0	-	0	0	0	0	0	0
10/12	SD-L	1	1	3	3	0	0.0	0.0	0	0	-	0	0	0	0	0	0
10/19	Ari-L	1	1	11	10	1	0.0	0.0	0	0	-	0	0	0	0	0	0
10/26	at Cle-L	1	1	8	8	0	0.0	0.0	0	0	-	0	1	0	0	0	0
11/2	at Sea-L	1	1	6	2	4	0.0	0.0	0	0	-	0	0	0	0	0	0
11/9	Den-L	1	1	3	2	1	0.0	0.0	0	0	-	0	1	1	0	0	0
11/16	at SD-L	1	1	5	4	1	1.0	5.0	0	0	-	0	0	0	0	0	0
11/20	KC-W	1	1	5	3	2	0.0	0.0	0	0	-	0	0	0	0	0	0
11/30	at StL-L	1	1	1	1	0	0.0	0.0	0	0	-	0	0	0	0	0	0
12/7	SF-W	1	1	4	2	2	2.0	14.0	0	0	-	0	0	0	0	0	0
12/14	at KC-L	1	1	8	3	5	0.0	0.0	0	0	-	0	1	0	0	0	0
12/21	Buf-W	1	1	5	2	3	1.0	10.0	0	0	-	0	0	0	0	0	0
12/28	at Den-L	1	1	2	2	0	0.0	0.0	0	0	-	0	0	0	0	0	0
Totals		16	16	84	59	25	4.0	29.0	0	0	-	0	4	1	0	0	0



Lamar MADY

63

GUARD | 6-2 | 315 | YOUNGSTOWN STATE
ACQUIRED: FA-'13 | NFL EXP.: 2 | RAIDERS EXP.: 2
HOMETOWN: TOPEKA, KAN.
BORN: 12/13/90

TRANSACTIONS: Signed by Oakland Raiders as an undrafted free agent, April 29, 2013...Waived by Raiders, Aug. 31, 2013...Signed by Raiders to practice squad, Sept. 2, 2013...Signed by Raiders to active roster, Sept. 23, 2013...Waived by Raiders, Aug. 30, 2014...Re-signed by Raiders to practice squad, Sept. 1, 2014...Signed by Raiders as a reserve/future free agent, Dec. 30, 2014.

CAREER: Young offensive lineman enters his third training camp with the Raiders after spending the 2014 season on the team's practice squad...Appeared in seven games as a rookie, rotating in at both left and right guard...Entered the league with Oakland as an undrafted free agent in 2013.

2014: Spent the season on the Raiders' practice squad after being waived following training camp.

2013: Spent the first two weeks on the Raiders' practice squad before being elevated to the active roster on Sept. 23...Saw his first action along the offensive line in Week 6 at Kansas City...**(9/23) at Den.:** Made his NFL debut and played on special teams...**(10/13) at KC:** Saw action at right guard when starting center C/G Andre Gurode went down with a knee injury and RG Mike Brisiel moved to center...**(11/3) vs. Phi.:** Filled in at left guard and right guard throughout the game, helping the Raiders total 560 yards of offense...**(11/10) at NYG:** Rotated in at left guard throughout the contest, and helped pave the way for the offense to gain 107 yards on the day...**(11/17) at Hou.:** Saw action at right guard when Brisiel and Gurode went down with injuries.

COLLEGE: Played two years at Youngstown State after transferring from Butler County (Kan.) Community College...Played in 22 games in two years at Youngstown State...As a senior, started all 11 games...Started all 12 games at left guard as a junior...Did not allow a sack or pressure...Helped offense record a school-best 458.6 total offensive yards per game...Named Offensive Lineman of the Game in win at Southern Illinois...Started all 12 games as a sophomore at Butler County Community College...Named first-team All-Jayhawk Conference and first-team All-Region VI...Started final six games as a freshman...Majored in sociology.


PERSONAL: Attended Topeka (Kan.) High School...Played center and defensive tackle...As a senior, was a first-team All-Centennial League selection at center...Named second-team All-Centennial League as a center during junior year...Also played basketball...Active in the community, assisting with the OAL Elite Youth Football Camp and participating in the NFL London Play 60 event.

AT A GLANCE

- Spent the entire 2014 season on the Raiders' practice squad.
- Appeared in seven games as a rookie in 2013, filling in at both guard positions and on special teams.
- Made the team's practice squad out of training camp before being elevated to the active roster in late September.
- Played in 22 games at Youngstown State after transferring from Butler County (Kan.) Community College.

LAMAR MADY'S GAMES PLAYED/STARTED

Year	Team	GP	GS
2013	Oakland	7	0
Totals		7	0



Benson MAYOWA

95

DEFENSIVE END | 6-3 | 240 | IDAHO
ACQUIRED: W-'14 (Sea.) | NFL EXP.: 3 | RAIDERS EXP.: 2
HOMETOWN: INGLEWOOD, CALIF.
BORN: 08/03/91

TRANSACTIONS: Signed by Seattle Seahawks as an undrafted free agent, May 13, 2013...Waived by Seahawks, Aug. 30, 2014...Claimed via waivers by Oakland Raiders, Aug. 31, 2014.

CAREER: Athletic defensive end enters first training camp with the Raiders after joining the team at the end of the 2014 pre-season...Appeared in all 16 games for the Raiders, starting one...Recorded 15 tackles (10 solo) with one sack and a pass defended in 2014...Debuted as an undrafted free agent with the Seattle Seahawks in 2013, playing two games.

2014: Joined the Silver and Black after spending training camp with the Seattle Seahawks...Appeared in all 16 games with one start...Totalled 15 tackles (10 solo), one sack and one pass defended...Also contributed two tackles on special teams...**(9/7) at NYJ:** Made Raiders debut and posted a special teams tackle on a fourth-quarter outside kick...**(10/19) vs. Ari.:** Saw first significant action on defense, recording one solo tackle...Batted a pass from QB Carson Palmer on a second-quarter screen pass, notching his first career pass defended...**(10/26) at Cle.:** Made first career start at defensive end...Posted four tackles (two)...Helped set the edge for a defense that limited the NFL's sixth-ranked rushing attack to just 1.6 yards per carry...**(11/9) vs. Den.:** Credited with two tackles (one)...**(11/16) at SD:** Credited with one solo tackle...**(12/7) vs. SF:** Recorded first career sack, dropping QB Colin Kaepernick for a 2-yard loss on a third-and-11 play in the first quarter...**(12/21) vs. Buf.:** Recorded one solo tackle on defense...**(12/28) at Den.:** Assisted on one tackle on defense...Also posted a special teams tackle.

2013 (with Sea.): Appeared in the first two games as an undrafted free agent before being inactive for the final 14 regular season contests and the postseason...Totalled two tackles (one solo)...**(9/8) at Car.:** Notched two tackles (one solo) in his NFL debut.

COLLEGE: Played in 45 career games at Idaho, collecting 67 tackles (47 solo), 11 sacks, 11 forced fumbles and three fumble recoveries during his four-year career...Earned three letters...As a senior, started eight of his 11 games played...Tallied 22 tackles (13), seven of which were for losses...Added three sacks, four quarterback hurries, three forced fumbles and one pass breakup...As a junior, played in 10 games with six starts...Finished the season with 4.5 tackles for loss and three sacks, as well as five quarterback hurries and two forced fumbles...Tied a career best by posting five tackles vs. Bowling Green State...Recorded three sacks, two forced fumbles and two quarterback hurries vs. Hawaii, all personal bests...As a sophomore, played in all 13 games as the Vandals' starting rush defensive end...Played in 12 games as a true freshman...Helped the Vandals win the Humanitarian Bowl with two tackles for loss and a sack.

PERSONAL: Attended Inglewood (Calif.) High School...Was a first-team all-league choice and a second-team All-California Inter-scholastic Federation selection...As a senior, posted 11 sacks and 75 tackles...Also had a 43-yard INT return...Father, David, moved to U.S. from Nigeria in the mid-1970s and worked until he could afford to move his wife, Eunice, to the States...Pronounced may-OH-uh.

BENSON MAYOWA'S CAREER STATISTICS


Year	Team	GP	GS	TACKLES					Yds	INTERCEPTIONS					FUMBLES		
				Tot.	Solo	Asst.	Sacks			No.	Yds	Lg	TD	PD	FF	FR	Yds
2013	Seattle	2	0	2	1	1	0.0	0.0		0	0	-	0	0	0	0	0
2014	Oakland	16	1	15	10	5	1.0	2.0		0	0	-	0	1	0	0	0
Totals		18	1	17	11	6	1.0	2.0		0	0	-	0	1	0	0	0

BENSON MAYOWA GAME-BY-GAME

2014, OAKLAND

Date	Opp.	GP	GS	TACKLES					Yds	INTERCEPTIONS					FUMBLES		
				Tot.	Solo	Asst.	Sacks			No.	Yds	Lg	TD	PD	FF	FR	Yds
9/7	at NYJ-L	1	0	0	0	0	0.0	0.0		0	0	-	0	0	0	0	0
9/14	Hou-L	1	0	0	0	0	0.0	0.0		0	0	-	0	0	0	0	0
9/21	at NE-L	1	0	0	0	0	0.0	0.0		0	0	-	0	0	0	0	0
9/28	Mia-L	1	0	0	0	0	0.0	0.0		0	0	-	0	0	0	0	0
10/12	SD-L	1	0	0	0	0	0.0	0.0		0	0	-	0	0	0	0	0
10/19	Ari-L	1	0	1	1	0	0.0	0.0		0	0	-	0	1	0	0	0
10/26	at Cle-L	1	1	4	2	2	0.0	0.0		0	0	-	0	0	0	0	0
11/2	at Sea-L	1	0	3	2	1	0.0	0.0		0	0	-	0	0	0	0	0
11/9	Den-L	1	0	2	2	0	0.0	0.0		0	0	-	0	0	0	0	0
11/16	at SD-L	1	0	2	1	1	0.0	0.0		0	0	-	0	0	0	0	0
11/20	KC-W	1	0	0	0	0	0.0	0.0		0	0	-	0	0	0	0	0
11/30	at StL-L	1	0	0	0	0	0.0	0.0		0	0	-	0	0	0	0	0
12/7	SF-W	1	0	1	1	0	1.0	2.0		0	0	-	0	0	0	0	0
12/14	at KC-L	1	0	0	0	0	0.0	0.0		0	0	-	0	0	0	0	0
12/21	Buf-W	1	0	1	1	0	0.0	0.0		0	0	-	0	0	0	0	0
12/28	at Den-L	1	0	1	0	1	0.0	0.0		0	0	-	0	0	0	0	0
Totals		16	1	15	10	5	1.0	2.0		0	0	-	0	1	0	0	0

2015 VETERANS



Matt McCANTS

73

TACKLE/GUARD | 6-6 | 310 | UAB
ACQUIRED: FA-'13 | NFL EXP.: 3 | RAIDERS EXP.: 3
HOMETOWN: MOBILE, ALA.
BORN: 08/18/89

TRANSACTIONS: Selected by New York Giants in the sixth round (201st overall) of the 2012 NFL Draft, April 28, 2012...Waived by Giants, Aug. 31, 2012...Signed by Giants to practice squad, Sept. 1, 2012...Practice squad contract terminated by Giants, Sept. 7, 2012...Re-signed by Giants to practice squad on Sept. 17, 2012...Signed by Giants as a reserve/future free agent, Jan. 2, 2013...Waived by Giants, Aug. 31, 2013...Signed by Oakland Raiders to practice squad, Sept. 2, 2013...Signed by Raiders to active roster, Sept. 7, 2013...Re-signed by Raiders as an exclusive rights free agent, April 18, 2014.

CAREER: Promising offensive lineman enters his second training camp with the Raiders after joining the team in September 2013...Appeared in 11 games in 2014 as a reserve lineman and on special teams...Played in 13 games and made three starts at tackle and contributed on special teams in 2013...Spent most of his rookie season on the New York Giants' practice squad.

2014: Appeared in 11 games as an extra offensive lineman and on special teams after being inactive for the first four contests...**(10/12) vs. SD:** Saw first action of the season as an extra offensive lineman and on special teams...**(10/19) vs. Ari.:** Played five snaps on offense and contributed on special teams...**(11/2) at Sea.:** Saw action as a reserve...**(11/9) vs. Den.:** Saw action as an extra offensive lineman and on special teams...**(11/16) at SD:** Played on offense and special teams...**(11/20) vs. KC:** Saw action on special teams and appeared in 11 plays as an extra offensive lineman...**(11/30) at StL.:** Played seven snaps on offense...**(12/7) vs. SF:** Played 20 offensive snaps and contributed on special teams in the win...**(12/14) at KC:** Contributed on offense and appeared on three special teams snaps...**(12/21) vs. Buf.:** Played on offense and special teams...**(12/28) at Den.:** Contributed on offense and special teams in the season finale.

2013: Appeared in 13 games, with three starts, seeing action at tackle and on special teams...**(9/8) at Ind.:** Made NFL debut, seeing action on special teams and as an extra offensive lineman...**(10/6) vs. SD:** Made first career NFL start at right tackle, helping the Raiders gain 299 total yards...**(10/13) at KC:** Subbed in at right tackle for the injured T Tony Pashos in the second half...**(10/27) vs. Pit.:** Started at right tackle and helped the offense rush for three TDs in the victory...**(11/3) vs. Phi.:** Started at right tackle and helped the offense total 560 yards before leaving the game with a toe injury...**(11/24) vs. Ten. and (11/28) at Dal.:** Saw action as an extra offensive lineman.

2012 (with NYG): Spent majority of rookie season on the Giants' practice squad after being waived at the end of training camp.

COLLEGE: Played in 47 games with 42 starts at left tackle for UAB...Two-time All-Conference USA First-Team selection...Credited with 274 knockdowns and 34 TD-resulting blocks from 2009-11...As a senior, named All-Conference USA First Team for the second consecutive season...Named the conference's best offensive lineman by the league's coaches...Lombardi Award nominee...Selected to play in the Senior Bowl in his hometown of Mobile, Ala. ...Started all 11 games in which he played at left tackle...Recorded 94 knockdowns and 11 TD-resulting blocks...As a junior, named first-team All-Conference USA...Started all 12 games at left tackle and was credited with 12 TD-resulting blocks and 97 knockdowns...Did not allow any sacks as the Blazers led the league and ranked tied for 15th in the nation in fewest sacks allowed (12)...As a sophomore, returned from a year of inactivity to start all 12 games at left tackle and was named All-Conference USA honorable mention...In 2008, sat out the season after being ruled academically ineligible, but was allowed to participate in practice...As a freshman, started seven games at left tackle...Made his collegiate debut as a starter against Michigan State...Majored in criminal justice.

PERSONAL: Attended Williamson High School in Mobile, Ala. ...Lettered in football as a senior...Received honorable mention all-region selection by the Mobile Press-Register as a senior...Helped team advance to the class 5A state playoffs in 2006...Also played tuba in the school band...Active in the community, participating in the American Heart Association NFL Play 60 Challenge and a youth football clinic with the City of Oakland Parks and Recreation department...Volunteered at the Alameda County Food Bank - Fruitvale in 2014.

MATT McCANTS' GAMES PLAYED/STARTED

Year	Team	GP	GS
2013	Oakland	13	3
2014	Oakland	11	0
Totals		24	3



Stacy McGEE

92

DEFENSIVE TACKLE | 6-3 | 310 | OKLAHOMA
ACQUIRED: D6d-'13 | NFL EXP.: 3 | RAIDERS EXP.: 3
HOMETOWN: MUSKOGEE, OKLA.
BORN: 01/17/90

TRANSACTIONS: Selected by Oakland Raiders in the sixth round (205th overall) of the 2013 NFL Draft, April 27, 2013.

CAREER: Third-year defensive tackle enters his third season with the Silver and Black...Has played in 26 games with five starts for the Raiders, amassing 31 tackles (18 solo), 0.5 sacks and one fumble recovery...Played in 11 games last season and was inactive for the other five...Appeared in a career-high 15 games as a rookie, starting five of the final seven games at nose tackle...Entered the league as one of the Raiders' four sixth-round picks in 2013.

2014: Played in 11 games, posting five tackles (three solo) in his second season...Inactive for the final five games of the year...**(9/7) at NYJ:** Credited with one solo tackle...**(9/14) vs. Hou.:** Played in a reserve role on the defensive line...**(9/21) at NE:** Saw action on the defensive line...**(9/28) vs. Mia.:** Played in the defensive line rotation...**(10/12) vs. SD:** Rotated in on defense...**(10/19) vs. Ari.:** Saw limited snaps on defense...**(10/26) at Cle.:** Played primarily on special teams...**(11/2) at Sea.:** Saw increased snaps on defense, assisting on one tackle...**(11/9) vs. Den.:** Notched one solo stop...**(11/16) at SD:** Posted one solo tackle...**(11/20) vs. KC:** Assisted on one stop.

2013: Made significant contributions in his rookie year...Played in 15 games, starting five of the final seven games at nose tackle...Posted 26 tackles (15 solo) with 0.5 sacks and one fumble recovery...**(9/8) at Ind.:** Made NFL debut in a reserve role...Posted one solo tackle...**(9/15) vs. Jac.:** Recorded two tackles (one)...**(9/23) at Den.:** Played in a reserve role on the defensive line, notching two tackles (one)...**(10/27) vs. Pit.:** Earned first career sack, sharing a third-quarter sack with LB Sio Moore, dropping QB Ben Roethlisberger for a 9-yard loss...**(11/10) at NYG:** Saw increased action at nose tackle...Notched two tackles (one)...**(11/17) at Hou.:** Made first career start at nose tackle...Pressured QB Case Keenum in the end zone, forcing a first-quarter INT by LB Nick Roach...Totalled a season-high three tackles (two)...**(11/24) vs. Ten.:** Started second straight game, posting two tackles (one)...**(12/8) at NYJ:** Started fourth straight game and assisted on two tackles...**(12/15) vs. KC:** Recovered first career fumble, pouncing on a loose ball following a fourth-quarter strip-sack of QB Alex Smith by DE Jason Hunter...Added two solo tackles...**(12/22) at SD:** Started at nose tackle and posted three tackles (one)...**(12/29) vs. Den.:** Recorded three tackles (two), including a third-quarter stop of RB Montee Ball for a 1-yard loss.

COLLEGE: Played four years at Oklahoma, seeing action in 34 games with 15 starts...Totalled 63 tackles (29 solo), 2.5 sacks, 9.5 tackles for loss...As a senior, played in six contests, recording 14 tackles (six) and one sack...Added 2.5 tackles for loss...Member of the defensive tackle rotation as a junior, playing in 12 games with four starts...Totalled 22 tackles (eight) and 1.5 sacks...Credited with 3.5 tackles for a loss...Made first start of the year vs. Texas Tech and recorded four tackles and one sack...As a sophomore, recorded career highs with 14 games played and 11 starts...Established career bests with 26 tackles (15) and 3.5 tackles for loss...Racked up eight tackles vs. Air Force...Posted a career-high two tackles for a loss at Cincinnati...Saw action in two games as a reserve defensive lineman as a redshirt freshman...Majored in human relations.

PERSONAL: Attended Muskogee (Okla.) High School...Selected to the Tulsa World and The Oklahoman all-state teams...Named Defensive Player of the Year by the Muskogee Phoenix...Totalled 160 tackles, 38 tackles for loss and 13 sacks for his career...Added six INTs and 21 passes defended...As a senior, recorded 98 tackles, including 20 tackles for a loss and six sacks...Also registered two INTs, eight passes defended and three forced fumbles...Ranked the No. 2 player in Oklahoma by Rivals.com and No. 8 defensive end in the nation by Rivals.com...Ranked No. 11 defensive tackle in the nation by Scout.com...Named No. 15 defensive lineman in the nation by ESPN and the No. 86 overall player in the nation by Rivals.com.

SINGLE-GAME HIGHS: TACKLES: Total – 3, three times; last: 12/29/13 vs. Den. Solo – 2, three times; last: 12/29/13 vs. Den. Sacks – 0.5, 10/27/13 vs. Pit. Fumble recoveries – 1, 12/15/13 vs. KC.

STACY MCGEE'S CAREER STATISTICS

		TACKLES							INTERCEPTIONS					FUMBLES		
Year	Team	GP	GS	Tot.	Solo	Asst.	Sacks	Yds	No.	Yds	Lg	TD	PD	FF	FR	Yds
2013	Oakland	15	5	26	15	11	0.5	4.5	0	0	-	0	0	0	1	3
2014	Oakland	11	0	5	3	2	0.0	0.0	0	0	-	0	0	0	0	0
Totals		26	5	31	18	13	0.5	4.5	0	0	-	0	0	0	1	3

STACY MCGEE GAME-BY-GAME
2014, OAKLAND

Date	Opp.	GP	GS	TACKLES					Yds	No.	INTERCEPTIONS					FUMBLES		
				Tot.	Solo	Asst.	Sacks				Yds	Lg	TD	PD		FF	FR	Yds
9/7	at NYJ-L	1	0	1	1	0	0.0	0.0	0	0	-	0	0	0	0	0	0	0
9/14	Hou-L	1	0	0	0	0	0.0	0.0	0	0	-	0	0	0	0	0	0	0
9/21	at NE-L	1	0	0	0	0	0.0	0.0	0	0	-	0	0	0	0	0	0	0
9/28	Mia-L	1	0	0	0	0	0.0	0.0	0	0	-	0	0	0	0	0	0	0
10/12	SD-L	1	0	0	0	0	0.0	0.0	0	0	-	0	0	0	0	0	0	0
10/19	Ari-L	1	0	0	0	0	0.0	0.0	0	0	-	0	0	0	0	0	0	0
10/26	at Cle-L	1	0	0	0	0	0.0	0.0	0	0	-	0	0	0	0	0	0	0
11/2	at Sea-L	1	0	1	0	1	0.0	0.0	0	0	-	0	0	0	0	0	0	0
11/9	Den-L	1	0	1	1	0	0.0	0.0	0	0	-	0	0	0	0	0	0	0
11/16	at SD-L	1	0	1	1	0	0.0	0.0	0	0	-	0	0	0	0	0	0	0
11/20	KC-W	1	0	1	0	1	0.0	0.0	0	0	-	0	0	0	0	0	0	0
11/30	at StL-L	(INACTIVE)																
12/7	SF-W	(INACTIVE)																
12/14	at KC-L	(INACTIVE)																
12/21	Buf-W	(INACTIVE)																
12/28	at Den-L	(INACTIVE)																
Totals		11	0	5	3	2	0.0	0.0	0	0	-	0	0	0	0	0	0	0

2013, OAKLAND

Date	Opp.	GP	GS	TACKLES					Yds	No.	INTERCEPTIONS					FUMBLES		
				Tot.	Solo	Asst.	Sacks				Yds	Lg	TD	PD		FF	FR	Yds
9/8	at Ind-L	1	0	1	1	0	0.0	0.0	0	0	-	0	0	0	0	0	0	0
9/15	Jac-W	1	0	2	1	1	0.0	0.0	0	0	-	0	0	0	0	0	0	0
9/23	at Den-L	1	0	2	1	1	0.0	0.0	0	0	-	0	0	0	0	0	0	0
9/29	Was-L	1	0	0	0	0	0.0	0.0	0	0	-	0	0	0	0	0	0	0
10/6	SD-W	(INACTIVE - SHOULDER)																
10/13	at KC-L	1	0	1	1	0	0.0	0.0	0	0	-	0	0	0	0	0	0	0
10/27	Pit-W	1	0	1	1	0	0.5	4.5	0	0	-	0	0	0	0	0	0	0
11/3	Phi-L	1	0	1	1	0	0.0	0.0	0	0	-	0	0	0	0	0	0	0
11/10	at NYG-L	1	0	2	1	1	0.0	0.0	0	0	-	0	0	0	0	0	0	0
11/17	at Hou-W	1	1	3	2	1	0.0	0.0	0	0	-	0	0	0	0	0	0	0
11/24	Ten-L	1	1	2	1	1	0.0	0.0	0	0	-	0	0	0	0	0	0	0
11/28	at Dal-L	1	1	1	0	1	0.0	0.0	0	0	-	0	0	0	0	0	0	0
12/8	at NYJ-L	1	1	2	0	2	0.0	0.0	0	0	-	0	0	0	0	0	0	0
12/15	KC-L	1	0	2	2	0	0.0	0.0	0	0	-	0	0	0	0	1	3	0
12/22	at SD-L	1	1	3	1	2	0.0	0.0	0	0	-	0	0	0	0	0	0	0
12/29	Den-L	1	0	3	2	1	0.0	0.0	0	0	-	0	0	0	0	0	0	0
Totals		15	5	26	15	11	0.5	4.5	0	0	-	0	0	0	0	1	3	0



Keith McGill

39

CORNERBACK | 6-3 | 210 | UTAH
ACQUIRED: D4b-14 | NFL EXP.: 2 | RAIDERS EXP.: 2
HOMETOWN: LA MIRADA, CALIF.
BORN: 03/09/89

TRANSACTIONS: Selected by Oakland Raiders in the fourth round (116th overall) of the 2014 NFL Draft, May 10, 2014.

2014: Saw action in 12 games with one start as a rookie...Inactive for four games due to a groin injury...Totalled 12 tackles (six solo), four passes defended and one fumble recovery for a TD... Notched three tackles on special teams...(9/7) at NYJ: Made NFL debut, seeing action on special teams...Assisted on a special teams tackle on the game's opening kickoff...(11/9) vs. Den.: Saw increased action on defense when CB DJ Hayden left the game with a groin injury...Posted two tackles (one) and registered first career pass defended on a QB Peyton Manning pass...(11/20) vs. KC: Notched a special teams tackle on a first-quarter kickoff...(12/21) vs. Buf.: Saw first extensive action on defense, playing in the nickel package...Played 48 defensive snaps...Posted a special teams tackle in kickoff coverage...Assisted on one tackle on defense and posted a pass defended...(12/28) at Den.: Made first career start, recording seven tackles (five) and two passes defended...Scored first career TD, scooping up a lateral pass from Manning after it was tipped by DE Justin Tuck and returning it 18 yards for the Raiders' only defensive TD of the season.

AT A GLANCE

- Appeared in 12 games with one start, contributing primarily on special teams, in his rookie campaign.
- Scored the Raiders' only defensive TD of 2014 on a fumble recovery at Denver (Dec. 28).
- Named All-American Third Team and All-Pac-12 Conference First Team by the NFL Draft Report his final season at Utah.
- Transferred from Cerritos (Calif.) Junior College after two seasons.
- Named the Northern Conference Defensive Player of the Year and was recognized as a first-team All-American and all-state choice his final junior college season.

COLLEGE: Played two seasons at Utah after transferring from Cerritos (Calif.) Junior College, where he played two seasons... Appeared in a combined 40 games during his college career, earning 34 starts...Played safety at Cerritos and his first season at Utah before moving to cornerback for his senior season...Started 22 games at free safety and 12 at cornerback...Recorded 109 tackles (62 solo) with one fumble recovery, two forced fumbles, 12 INTs, 21 passes defended and two blocked kicks... Transitioned to cornerback for his final season and was an All-Pac 12 honorable mention...Started all 12 games, totaling 60 tackles (28), one INT and 12 passes defended...His 12 passes defended led the Pac-12 and tied for fourth in school single-season history...Missed the entire 2012 season with an injury...Played free safety in five games his junior season before suffering a season-ending injury...Appeared in 23 games at Cerritos Junior College...Named the Northern Conference Defensive Player of the Year as well as being recognized as a first-team All-American and all-state choice his final junior college season...Led the nation with 203 return yards on seven INTs...Blocked two kicks, including one that came on the final play of the Falcons' 27-21 win over Bakersfield College...Totalled 23 tackles (11), four INTs and three passes defended in 11 games during the 2009 campaign.

PERSONAL: Attended La Mirada (Calif.) High School...Earned letters in football, track and basketball...As a senior, played on all three units...On defense, recorded 20 tackles and one INT...On offense as a running back, totaled 516 rushing yards on 75 carries and (6.9 avg.) and six TDs, adding 17 catches for 297 yards...On special teams, he punted 24 times for a 32.1-yard average... Also played both forward positions for the school's basketball team...Participated in the American Heart Association NFL Play 60 Challenge and the NFL Play 60 Character Camp...Father, Keith McGill, Sr., is a doctor and a USC graduate.

KEITH MCGILL'S CAREER STATISTICS

Year	Team	TACKLES							INTERCEPTIONS					FUMBLES		
		GP	GS	Tot.	Solo	Asst.	Sacks	Yds	No.	Yds	Lg	TD	PD	FF	FR	Yds
2014	Oakland	12	1	12	6	6	0.0	0.0	0	0	-	0	4	0	1	18
Totals		12	1	12	6	6	0.0	0.0	0	0	-	0	4	0	1	18

KEITH MCGILL GAME-BY-GAME

2014, OAKLAND

Date	Opp.	TACKLES							INTERCEPTIONS					FUMBLES		
		GP	GS	Tot.	Solo	Asst.	Sacks	Yds	No.	Yds	Lg	TD	PD	FF	FR	Yds
9/7	at NYJ-L	1	0	0	0	0	0.0	0.0	0	0	-	0	0	0	0	0
9/14	Hou-L	1	0	0	0	0	0.0	0.0	0	0	-	0	0	0	0	0
9/21	at NE-L	1	0	0	0	0	0.0	0.0	0	0	-	0	0	0	0	0
9/28	Mia-L	1	0	2	0	2	0.0	0.0	0	0	-	0	0	0	0	0
10/12	SD-L															
10/19	Ari-L															
10/26	at Cle-L															
11/2	at Sea-L															
11/9	Den-L	1	0	2	1	1	0.0	0.0	0	0	-	0	1	0	0	0
11/16	at SD-L	1	0	0	0	0	0.0	0.0	0	0	-	0	0	0	0	0
11/20	KC-W	1	0	0	0	0	0.0	0.0	0	0	-	0	0	0	0	0
11/30	at StL-L	1	0	0	0	0	0.0	0.0	0	0	-	0	0	0	0	0
12/7	SF-W	1	0	0	0	0	0.0	0.0	0	0	-	0	0	0	0	0
12/14	at KC-L	1	0	0	0	0	0.0	0.0	0	0	-	0	0	0	0	0
12/21	Buf-W	1	0	1	0	1	0.0	0.0	0	0	-	0	1	0	0	0
12/28	at Den-L	1	1	7	5	2	0.0	0.0	0	0	-	0	2	0	1	18
Totals		12	1	12	6	6	0.0	0.0	0	0	-	0	4	0	1	18

2015 VETERANS



Matt McGLOIN

14

QUARTERBACK | 6-1 | 210 | PENN STATE
ACQUIRED: FA-'13 | NFL EXP.: 3 | RAIDERS EXP.: 3
HOMETOWN: SCRANTON, PA.
BORN: 12/02/89

TRANSACTIONS: Signed by Oakland Raiders as an undrafted free agent, May 16, 2013.

CAREER: Talented quarterback enters his third season with the Raiders...Spent most of 2014 as the club's third quarterback on the depth chart, making one appearance in relief of QB Derek Carr in Week 4...Started six games in his rookie campaign, assuming the starting role midway through the season...Set then-franchise-rookie records for games started (six), completions (118), passing yards (1,547) and passing TDs (eight) in 2013...Career totals include eight games played with six starts, 1,676 passing yards on 130-of-230 passing (56.5 percent), nine TDs, 10 INTs and a 74.5 passer rating.

2014: Spent most of the season as the Raiders' third quarterback on the depth chart...Inactive for 12 games and did not play in three others...Made one appearance in relief of an ailing QB Derek Carr in Week 4...Finished the season with 129 yards on 12-of-19 passing (63.2 percent) with one TD and two INTs...(9/21) **at NE:** Dressed as the team's backup quarterback while QB Matt Schaub was away from the team for personal reasons...Did not see game action...(9/28) **vs. Mia:** Saw only action of the season in relief of an injured Carr...Completed 12-of-19 passes for 129 yards, one TD and two INTs...Threw a 22-yard TD pass to WR Andre Holmes in the fourth quarter, the ninth TD toss of his career...(12/21) **vs. Buf:** Active for the first time since Week 4, but did not play...(12/28) **at Den:** Did not play in the season finale.

2013: Started six games in his rookie campaign, assuming the starting role midway through the season...Threw for 1,547 yards on 118-of-211 passing with eight TDs...Made his first NFL start in Week 11 at Houston, leading the team to a 28-23 victory...(11/3) **vs. Phi:** Made his NFL debut, playing in relief of QB Terrelle Pryor, completing 7-of-15 passes for 87 yards and leading the team on a TD drive...(11/17) **at Hou:** Made his first career start, throwing for 197 yards and three TDs on 18-of-32 passing...Posted the team's only three-TD performance of the season...With QB Case Keenum starting for the Texans, the game marked the second time in NFL history and first time since 1985 that two undrafted first-year quarterbacks were started against each other...Became the first undrafted rookie with three-or-more TD passes in his first NFL start since 1987...Became the second quarterback since the 1970 AFL-NFL Merger to throw at least three TDs without throwing an INT in his first NFL start (Todd Marinovich, 1991)...(11/24) **vs. Ten:** Was 19-of-32 for 260 yards with one TD and one INT and an 82.8 QB rating...Engineered a go-ahead drive late in the fourth quarter, connecting on a 27-yard TD pass with FB Marcel Reece to give the Raiders the lead...(11/28) **at Dal:** Completed 18-of-30 passes for 255 yards and one INT and was not sacked for the second game in a row...Engineered two second-quarter TD drives to put the Raiders up 21-7...(12/8) **at NYJ:** Threw for 245 yards on 18-of-31 passing with two TDs and one INT...His 48-yard TD strike to WR Rod Streater was a career long...Added 20 rushing yards on two attempts...(12/15) **vs. KC:** Was 18-of-35 for 297 yards, with two TDs and four INTs...His 297 yards was a career high...(12/22) **at SD:** Threw for 206 yards on 20-of-36 passing and one INT...Threw for 53 yards on the Raiders' second-quarter TD drive.

COLLEGE: Played four years at Penn State, completing 513-of-894 passes (57.4 percent) for 6,390 yards, 46 TDs and a quarterback rating of 130.2...Was a two-year starter from 2011-2012 after walking on in 2009...Was the first former walk-on quarterback to start at Penn State in over 60 years...Owns Penn State record for most passing TDs in a career with 46...Set single-season records in 2012 for most passing yards with 3,271 and most completions with 270...Also holds Penn State record for most career 300-yard passing games with six, most career 200-yard passing games with 17, and most consecutive 200-yard passing games with nine...Earned honorable mention All-Big Ten honors as a senior...Completed 270-of-446 passes (60.5 percent) for 3,271 yards and 24 TDs in 2012, while also rushing for five scores...Completed 125-of-231 passes (54.1 percent) for 1,571 yards and eight TDs in 2011...Completed 118-of-215 passes (54.9 percent) for 1,548 yards and 14 TDs in 2010...Majoried in journalism.

PERSONAL: Attended West Scranton High School in Scranton, Pa. ...Earned 10 varsity letters as a three-sport standout, playing football, baseball and basketball...As a three-year starter, threw for 5,485 yards and 58 TDs, leading team to two district titles and one league title...Was a team captain...Was named all-conference, all-region and all-state...As a senior, threw for 2,445 yards and 22 TDs...Named Athlete of the Year by The Scranton Times-Tribune for 2007-08 and Athlete of the Week three times during his prep career...Scored more than 1,300 career points in basketball and was a team captain...Earned all-conference accolades on the hardwood and in baseball.

AT A GLANCE

- Made the team as an undrafted free agent and ended up starting six games as a rookie in 2013.
- In his first NFL start, he became the first undrafted rookie with three-or-more TD passes in his first NFL start since 1987 and the second quarterback since the 1970 AFL-NFL Merger to throw at least three TDs without throwing an INT in his first NFL start.
- Walked on at Penn State, the first walk-on to start at quarterback for Penn State in over 60 years, and became the school's all-time leader with 46 TD passes.



SINGLE-GAME HIGHS: PASSING: Attempts – 36, 12/22/13 at SD. Completions – 20, 12/22/13 at SD. Yards – 297, 12/15/13 vs. KC. Touchdowns – 3, 11/17/13 at Hou. Interceptions – 4, 12/15/13 vs. KC. Long – 52, 12/15/13 vs. KC. Rating – 105.9, 11/17/13 at Hou. RUSHING: Attempts – 3, 11/17/13 at Hou. Yards – 20, 12/8/13 at NYJ. Long – 20, 12/8/13 at NYJ.

MATT McGLOIN'S CAREER STATISTICS

Year	Team	GP	GS	Att.	Cmp.	Yds	Pct.	PASSING					Rtng	RUSHING				
								Yds/Att.	TD	Int.	Lg	Sk/Lst		Att.	Yds	Avg.	Lg	TD
2013	Oakland	7	6	211	118	1,547	55.9	7.3	8	8	52	6/53	76.1	11	27	2.5	20	0
2014	Oakland	1	0	19	12	129	63.2	6.8	1	2	29	1/8	61.0	2	3	1.5	3	0
Totals		8	6	230	130	1,676	56.5	7.3	9	10	52	7/61	74.5	13	30	2.3	20	0

MATT McGLOIN GAME-BY-GAME

2014, OAKLAND

Date	Opp.	GP	GS	Att.	Cmp.	Yds	Pct.	PASSING					Rtng	RUSHING				
								Yds/Att.	TD	Int.	Lg	Sk/Lst		Att.	Yds	Avg.	Lg	TD
9/7	at NYJ-L							(INACTIVE)										
9/14	Hou-L							(INACTIVE)										
9/21	at NE-L							(DID NOT PLAY)										
9/28	Mia-L	1	0	19	12	129	63.2	6.8	1	2	29	1/8	61.0	2	3	1.5	3	0
10/12	SD-L							(INACTIVE)										
10/19	Ari-L							(INACTIVE)										
10/26	at Cle-L							(INACTIVE)										
11/2	at Sea-L							(INACTIVE)										
11/9	Den-L							(INACTIVE)										
11/16	at SD-L							(INACTIVE)										
11/20	KC-W							(INACTIVE)										
11/30	at StL-L							(INACTIVE)										
12/7	SF-W							(INACTIVE)										
12/14	at KC-L							(INACTIVE)										
12/21	Buf-W							(DID NOT PLAY)										
12/28	at Den-L							(DID NOT PLAY)										
Totals		1	0	19	12	129	63.2	6.8	1	2	29	1/8	61.0	2	3	1.5	3	0

2013, OAKLAND

Date	Opp.	GP	GS	Att.	Cmp.	Yds	Pct.	PASSING					Rtng	RUSHING				
								Yds/Att.	TD	Int.	Lg	Sk/Lst		Att.	Yds	Avg.	Lg	TD
9/8	at Ind-L							(INACTIVE)										
9/15	Jac-W							(INACTIVE)										
9/23	at Den-L							(INACTIVE)										
9/29	Was-L							(DID NOT PLAY)										
10/6	SD-W							(DID NOT PLAY)										
10/13	at KC-L							(DID NOT PLAY)										
10/27	Pit-W							(DID NOT PLAY)										
11/3	Phi-L	1	0	15	7	87	46.7	5.8	0	0	22	0/0	65.1	0	0	-	-	0
11/10	at NYG-L							(DID NOT PLAY)										
11/17	at Hou-W	1	1	32	18	197	56.3	6.2	3	0	36	2/21	105.9	3	-3	-1.0	-1	0
11/24	Ten-L	1	1	32	19	260	59.4	8.1	1	1	27t	0/0	82.8	2	6	3.0	7	0
11/28	at Dal-L	1	1	30	18	255	60.0	8.5	0	1	35	0/0	73.6	2	-1	-0.5	0	0
12/8	at NYJ-L	1	1	31	18	245	58.1	7.9	2	1	48t	3/32	91.5	2	20	10.0	20	0
12/15	KC-L	1	1	35	18	297	51.4	8.5	2	4	52	0/0	57.1	1	0	0.0	0	0
12/22	at SD-L	1	1	36	20	206	55.6	5.7	0	1	27	1/0	60.6	1	5	5.0	5	0
12/29	Den-L							(DID NOT PLAY)										
Totals		7	6	211	118	1,547	55.9	7.3	8	8	52	6/53	76.1	11	27	2.5	20	0



Sio
MOORE

55

LINEBACKER | 6-1 | 245 | CONNECTICUT
ACQUIRED: D3-'13 | NFL EXP.: 3 | RAIDERS EXP.: 3
HOMETOWN: CARY, N.C.
BORN: 05/02/90

TRANSACTIONS: Selected by Oakland Raiders in the third round (66th overall) of the 2013 NFL Draft, April 26, 2013.

CAREER: Dynamic linebacker enters his third season with the Raiders...Has appeared in 26 games with 22 starts, totaling 167 tackles (112 solo), 7.5 sacks, two forced fumbles and two passes defended in two seasons...Set a career high and finished third on the team with 112 tackles in 2014 before a hip injury ended his season...Started 11 games as a rookie in 2013 and was named to the Pro Football Writers of America's All-Rookie Team...Added 4.5 sacks, which ranked fourth among NFL rookies.

2014: Started 11 games at weak-side linebacker before having season cut short due to a hip injury...Totalled a career-high 112 tackles (79 solo), three sacks, one forced fumble and two passes defended...His 112 tackles ranked third on the team...Placed on the reserve/injured list on Dec. 16...**(9/7) at NYJ:** Enjoyed an outstanding season debut, totaling a career-high 15 tackles (11), one sack and one forced fumble...Got to QB Geno Smith for a 12-yard sack on a third-and-4 play in the third quarter, jarring the ball loose and forcing the Jets to settle for a 42-yard FG...**(9/14) vs. Hou.:** Posted nine tackles (six) before leaving the game with an ankle injury...**(10/12) vs. SD:** Returned to action following an ankle injury and led the team with 11 tackles (nine)...**(10/19) vs. Ari.:** Notched nine tackles (four)...**(10/26) at Cle.:** Tied for the team lead with nine tackles (seven)...**(11/2) at Sea.:** Active in every phase of the defense...Recorded a team-high 13 tackles (10)...Posted second sack of the season, getting to QB Russell Wilson for a 2-yard loss in the second quarter...**(11/9) vs. Den.:** Recorded eight tackles (seven)...**(11/16) at SD:** Posted 10 tackles (seven) to rank third on the team...**(11/20) vs. KC:** One of the defense's most active players...Racked up a team-high 13 tackles (10)...Helped seal the team's victory with a sack of QB Alex Smith on a third-and-6 play with 49 seconds left in the game...**(11/30) at StL.:** Led the team with 11 tackles (seven)...**(12/7) vs. SF:** Credited with four tackles (one) and one pass defended...Stopped QB Colin Kaepernick for a 7-yard loss on a designed run play in the first quarter.

2013: Played in 15 games with 11 starts as a rookie...Led all Raider rookies with 55 tackles (33 solo), 4.5 sacks and one forced fumble...Sack total ranked fourth among NFL rookies...Was named to the Pro Football Writers of America's All-Rookie Team, becoming the first Raider to do so since 2011...**(9/8) at Ind.:** Made NFL debut as a reserve linebacker...**(9/15) vs. Jac.:** Made first career start at linebacker...Notched two tackles, including one tackle for loss...**(10/13) at KC:** Recorded first career sack on game's first play from scrimmage, dropping QB Alex Smith for a 7-yard loss...Added three tackles (one)...**(10/27) vs. Pit.:** Posted top performance of rookie season...Voted the NFL Pepsi Next Rookie of the Week...Racked up a season-high eight tackles (six) and notched first career multiple sack game with 1.5...Sacked QB Ben Roethlisberger for a 7-yard loss at the end of the second quarter...Shared a 9-yard sack with DT Stacy McGee in the third quarter...**(11/3) vs. Phi.:** Totalled three tackles (one)...**(11/10) at NYG:** Set a season high with nine tackles (eight)...Credited with a forced fumble on an 11-yard sack of QB Eli Manning in the first quarter...**(11/17) at Hou.:** Posted one solo tackle, stopping RB Ben Tate for a 2-yard loss in the third quarter...**(11/24) vs. Ten.:** Registered six tackles (four)...**(12/8) at NYJ:** Registered seven tackles (four) before leaving the game due to a neck injury...**(12/15) vs. KC:** Notched three tackles (two)...**(12/29) vs. Den.:** Totalled three solo tackles and credited with a third-quarter sack of QB Brock Osweiler.

COLLEGE: Played four years at Connecticut, seeing action in 41 career games with 31 starts...Totalled 274 tackles (174 solo), 16 sacks and 44 tackles for loss...Also recorded four INTs and 18 passes defended...As a senior, named first-team All-Big East and selected to the watch lists for both the Lombardi and Butkus Awards...Played in 12 games with 10 starts at strong-side linebacker...Ranked fourth on team with 72 tackles (45) and had one fumble recovery...Had seven tackles (five), 2.5 sacks and three tackles for loss vs. Maryland...Posted two sacks and two passes defended vs. Pittsburgh...As a junior, named All-Big East Conference First Team by the NFL Draft Report...Started all 12 games...Finished third on team with 86 tackles, ranking second in the conference...Added 6.5 sacks, three INTs, two forced fumbles and one fumble recovery...Credited with three sacks and a forced fumble at Vanderbilt...Totalled 13 tackles (seven), including one sack vs. Louisville...Had one sack, one forced fumble and one INT vs. Rutgers...Also recorded INTs vs. Syracuse and vs. South Florida...Played in 13 games with nine starts as a junior...Earned Big East Conference Player of the Week honors



2015 VETERANS

twice...Ranked second on team with 110 tackles (72)...Posted 1.5 sacks and 11.5 tackles for loss...Forced two fumbles and recovered a pair of fumbles...Named Big East Conference Player of the Week after posting a career-high 17 tackles (13), three tackles for loss and two forced fumbles vs. West Virginia...Recorded 16 tackles vs. Buffalo and 10 stops vs. South Florida...Played in four games as a redshirt freshman...Majored in political science.

PERSONAL: Attended Apex (N.C.) High School...Earned all-area and All-Tri Seven Football League honors as a fullback and line-backer as a senior...Received a two-star prospect grade from Rivals.com and Scout.com...Ranked No. 50 among the nation's weak-side linebackers by Scout.com...Lettered as a running back as a junior...Also lettered in track and field...Did not play football his sophomore year in high school after playing his freshman season at West Haven (Conn.) High School...Born in Monrovia, Liberia, Africa...Given name is Snorsio Alston Moore.

ADDITIONAL STATISTICS: Special teams tackles – 3 in 2013.

SINGLE-GAME HIGHS: TACKLES: Total – 15, 9/7/14 at NYJ. Solo – 11, 9/7/14 at NYJ. Sacks – 1.5, 10/27/13 vs. Pit. Forced fumbles – 1, two times; last: 9/7/14 at NYJ. Passes defended – 1, two times; last: 12/7/14 vs. SF.

SIO MOORE'S CAREER STATISTICS

Year	Team	GP	GS	TACKLES					Yds	INTERCEPTIONS					FUMBLES		
				Tot.	Solo	Asst.	Sacks			No.	Yds	Lg	TD	PD	FF	FR	Yds
2013	Oakland	15	11	55	33	22	4.5	29.5		0	0	-	0	0	1	0	0
2014	Oakland	11	11	112	79	33	3.0	21.0		0	0	-	0	2	1	0	0
Totals		26	22	167	112	55	7.5	50.5		0	0	-	0	2	2	0	0

SIO MOORE GAME-BY-GAME

2014, OAKLAND

Date	Opp.	GP	GS	TACKLES					Yds	INTERCEPTIONS					FUMBLES		
				Tot.	Solo	Asst.	Sacks			No.	Yds	Lg	TD	PD	FF	FR	Yds
9/7	at NYJ-L	1	1	15	11	4	1.0	12.0		0	0	-	0	0	1	0	0
9/14	Hou-L	1	1	9	6	3	0.0	0.0		0	0	-	0	0	0	0	0
9/21	at NE-L			(INACTIVE - ANKLE)													
9/28	Mia-L			(INACTIVE - ANKLE)													
10/12	SD-L	1	1	11	9	2	0.0	0.0		0	0	-	0	0	0	0	0
10/19	Ari-L	1	1	9	4	5	0.0	0.0		0	0	-	0	0	0	0	0
10/26	at Cle-L	1	1	9	7	2	0.0	0.0		0	0	-	0	1	0	0	0
11/2	at Sea-L	1	1	13	10	3	1.0	2.0		0	0	-	0	0	0	0	0
11/9	Den-L	1	1	8	7	1	0.0	0.0		0	0	-	0	0	0	0	0
11/16	at SD-L	1	1	10	7	3	0.0	0.0		0	0	-	0	0	0	0	0
11/20	KC-W	1	1	13	10	3	1.0	7.0		0	0	-	0	0	0	0	0
11/30	at StL-L	1	1	11	7	4	0.0	0.0		0	0	-	0	0	0	0	0
12/7	SF-W	1	1	4	1	3	0.0	0.0		0	0	-	0	1	0	0	0
12/14	at KC-L			(INACTIVE - HIP)													
12/21	Buf-W			(RESERVE/INJURED LIST - HIP)													
12/28	at Den-L			(RESERVE/INJURED LIST - HIP)													
Totals		11	11	112	79	33	3.0	21.0		0	0	-	0	2	1	0	0

2013, OAKLAND

Date	Opp.	GP	GS	TACKLES					Yds	INTERCEPTIONS					FUMBLES		
				Tot.	Solo	Asst.	Sacks			No.	Yds	Lg	TD	PD	FF	FR	Yds
9/8	at Ind-L	1	0	0	0	0	0.0	0.0		0	0	-	0	0	0	0	0
9/15	Jac-W	1	1	4	3	1	0.0	0.0		0	0	-	0	0	0	0	0
9/23	at Den-L			(INACTIVE - CONCUSSION)													
9/29	Was-L	1	1	3	0	3	0.0	0.0		0	0	-	0	0	0	0	0
10/6	SD-W	1	1	1	0	1	0.0	0.0		0	0	-	0	0	0	0	0
10/13	at KC-L	1	1	3	1	2	1.0	7.0		0	0	-	0	0	0	0	0
10/27	Pit-W	1	1	8	6	2	1.5	11.5		0	0	-	0	0	0	0	0
11/3	Phi-L	1	0	3	1	2	0.0	0.0		0	0	-	0	0	0	0	0
11/10	at NYG-L	1	1	9	8	1	1.0	11.0		0	0	-	0	0	1	0	0
11/17	at Hou-W	1	1	1	1	0	0.0	0.0		0	0	-	0	0	0	0	0
11/24	Ten-L	1	1	6	4	2	0.0	0.0		0	0	-	0	0	0	0	0
11/28	at Dal-L	1	1	1	0	1	0.0	0.0		0	0	-	0	0	0	0	0
12/8	at NYJ-L	1	1	7	4	3	0.0	0.0		0	0	-	0	0	0	0	0
12/15	KC-L	1	0	3	2	1	0.0	0.0		0	0	-	0	0	0	0	0
12/22	at SD-L	1	1	3	0	3	0.0	0.0		0	0	-	0	0	0	0	0
12/29	Den-L	1	0	3	3	0	1.0	0.0		0	0	-	0	0	0	0	0
Totals		15	11	55	33	22	4.5	29.5		0	0	-	0	0	1	0	0



Latavius MURRAY

28

RUNNING BACK | 6-3 | 230 | UCF
ACQUIRED: D6b-13 | NFL EXP.: 3 | RAIDERS EXP.: 3
HOMETOWN: NEDROW, N.Y.
BORN: 01/18/90

TRANSACTIONS: Selected by Oakland Raiders in the sixth round (184th overall) of the 2013 NFL Draft, April 27, 2013.

CAREER: Explosive running back enters his third season after emerging onto the scene late in 2014...Finished second on the team with 82 carries and 424 yards on the year...His 5.2 rushing average led the team...Missed his entire rookie campaign after suffering a foot injury in training camp...Career totals include 82 rushes for 424 yards (5.2 avg.) and two TDs...Also has 143 receiving yards on 17 receptions (8.4 avg.).

2014: Assumed the starting running back role late in the season after serving as the team's primary kick returner early in the year...Finished with 82 carries for 424 yards (5.2 avg.) with two TDs...His 5.2 rushing average led the team...Added 17 receptions for 143 receiving yards (8.4 avg.)...Totalled 19 kickoff returns for 429 yards (22.6 avg.)...**(9/7) at NYJ:** Saw action primarily on special teams in NFL debut...Served as the Raiders' kick returner, bringing back three kickoffs for 67 yards (22.3 avg.)...Returned the opening kick of the second half 38 yards to set up the offense at the Raiders' own 41-yard line...**(9/14) vs. Hou.:** Had his first career rushing attempt, a 6-yard gain, in the fourth quarter...Returned four kickoffs for 103 yards (25.8 avg.) with a long of 29 yards...**(9/21) at NE:** Saw action as a reserve running back and as kick returner...Rushed three times for one yard...**(9/28) vs. Mia.:** Set new career highs for kickoff returns and kickoff return yards with five returns for 112 yards (22.4 avg.), including a 32-yard return on the opening kickoff...**(11/2) at Sea.:** Caught the first two passes of his career for a total of 12 yards...**(11/9) vs. Den.:** Rushed twice for four yards...Caught one pass for seven yards...Brought back two kickoffs for 48 yards (24.0 avg.)...**(11/16) at SD:** Posted four carries for 43 yards (10.8 avg.), leading the team in rushing...Added three receptions for 16 yards, both personal bests...Added four kickoff returns for 75 yards...**(11/20) vs. KC:** Posted a career-high 112 yards on four attempts (28.0 avg.) and his first two career TDs, an 11-yard score in the first quarter and a 90-yard TD in the second quarter...Became the first player in NFL history to gain at least 110 rushing yards on five-or-fewer carries...The 90-yard TD run is the fourth longest run in Raiders history...Left game in the second quarter with a concussion and did not return...**(12/7) vs. SF:** Rushed a career-high 23 times for 76 yards (3.3 avg.)...Added two receptions for nine yards...**(12/14) at KC:** Earned his first career start, opening the game as the featured running back...Led the team with 12 carries for 59 yards (4.9 avg.)...Finished with two receptions for 17 yards (8.5 avg.)...**(12/21) vs. Buf.:** Started and totaled over 100 yards of offense for the second time in his career...Tied a season high with 23 carries for 86 yards (3.7 avg.), with a long run of 25 yards...Added three receptions for 22 yards (7.3 avg.), including a 19-yard catch...**(12/28) at Den.:** Started and totaled 37 rushing yards on 10 carries (3.7 avg.)...Added a team-leading and personal-best 60 receiving yards on four receptions.

2013: Suffered a foot injury in training camp and was placed on the reserve/injured list on Aug. 27.



AT A GLANCE

- Finished second on the team with 82 carries and 424 rushing yards in 2014.
- Started each of the team's final three games at running back last season.
- Became the first player in NFL history to gain at least 110 rushing yards on five-or-fewer carries on Nov. 20, 2014 vs. Kansas City.
- Finished his career at UCF ranked second in school history in overall TDs (44), eighth in rushing attempts (453), sixth in rushing yards (2,424) and third in rushing TDs (37).

COLLEGE: Played four years at UCF...Appeared in 45 career games, totaling 2,424 yards on 453 carries with 37 TDs...Averaged 5.4 yards per carry...Added 50 receptions for 524 yards and six TDs...Finished his career ranked second in school history in overall TDs (44), eighth in rushing attempts (453), sixth in rushing yards (2,424) and third in rushing TDs (37)...As a senior, racked up 1,106 yards on 198 rushing attempts with 15 TDs...Named first-team All-Conference USA...Selected to the watch list for the Doak Walker Award, presented annually to the nation's top running back...Became the first player in UCF history to rush for a TD in nine straight games...Posted five 100-yard rushing games, and averaged 100.5 yards per contest to lead the conference...Hauled in 27 passes for 231 yards and four TDs...Named team MVP as a junior...Rushed 98 times for 549 yards and eight TDs...Added 17 receptions for 242 yards and one score...A finalist for the Running Back Performance of the Year presented by Intersport after rushing for 233 yards and two TDs on 21 attempts vs. UTEP...Performance ranked fourth on UCF's single-game rushing yards list...As a sophomore, appeared in 14 games and totaled 637 rushing yards with 11 TDs on 111 attempts...Named MVP of the C-USA championship game and the AutoZone Liberty Bowl...Totalled 146 yards and one TD on just 11 carries at Tulane...Posted 94 rushing yards with one score and two receptions for 21 yards and a TD vs. SMU to earn C-USA championship game MVP honors...Totalled 104 rushing yards and one TD in AutoZone Liberty Bowl vs. Georgia...Redshirted sophomore season due to a knee injury...As a true freshman, saw action in eight games and totaled 132 yards with three TDs on 36 carries...Majored in interpersonal/organizational communication.

PERSONAL: Attended Onondaga Central High School in Nedrow, N.Y. ...Named 2007 Gatorade Football Player of the Year in New York by Rise Magazine...Rushed for 2,194 yards and 28 TDs on 175 carries as a senior...Selected Class D Player of the Year and first-team all-state by the New York Sportswriters Association...On defense as a senior, recorded 78 tackles, three forced fumbles and returned two INTs for TDs...Also garnered first-team all-state honors as a junior, rushing for 2,030 yards and 30 TDs on 193 attempts...A third-team all-state honoree as a sophomore following a 1,609-yard, 14-TD season...All-league and All-Central New York selection in three straight seasons...Ranked as No. 5 prospect in New York by Rivals.com...Ranked as No. 6 prospect in New York by Scout.com.

ADDITIONAL STATISTICS: Special teams tackles – 3 in 2014. Miscellaneous tackles – 1 in 2014. Kickoff returns – 19 in 2014. Kickoff return yards – 429 in 2014.

SINGLE-GAME HIGHS: RUSHING: Attempts – 23, two times; last: 12/21/14 vs. Buf. Yards – 112, 11/20/14 vs. KC. Long – 90t, 11/20/14 vs. KC. Touchdowns – 2, 11/20/14 vs. KC. RECEIVING: Receptions – 4, 12/28/14 at Den. Yards – 60, 12/28/14 at Den. Long – 46, 12/28/14 at Den. KICKOFF RETURNS: Returns – 5, 9/28/14 vs. Mia. Yards – 112, 9/28/14 vs. Mia. Long – 38, 9/7/14 at NYJ.


LATAVIUS MURRAY'S CAREER STATISTICS

Year	Team	GP	GS	Att.	RUSHING				Rec.	RECEIVING				TOTAL OFFENSE	
					Yds	Avg.	Lg	TD		Yds	Avg.	Lg	TD		
2013	Oakland				(RESERVE/INJURED LIST - FOOT)										
2014	Oakland	15	3	82	424	5.2	90t	2	17	143	8.4	46	0	567	
Totals		15	3	82	424	5.2	90t	2	17	143	8.4	46	0	567	

LATAVIUS MURRAY GAME-BY-GAME

2014, OAKLAND

Date	Opp.	GP	GS	Att.	RUSHING				Rec.	RECEIVING				TOTAL OFFENSE
					Yds	Avg.	Lg	TD		Yds	Avg.	Lg	TD	
9/7	at NYJ-L	1	0	0	0	-	-	0	0	0	-	-	0	0
9/14	Hou-L	1	0	1	6	6.0	6	0	0	0	-	-	0	6
9/21	at NE-L	1	0	3	1	0.3	1	0	0	0	-	-	0	1
9/28	Mia-L	1	0	0	0	-	-	0	0	0	-	-	0	0
10/12	SD-L	1	0	0	0	-	-	0	0	0	-	-	0	0
10/19	Ari-L	1	0	0	0	-	-	0	0	0	-	-	0	0
10/26	at Cle-L	1	0	0	0	-	-	0	0	0	-	-	0	0
11/2	at Sea-L	1	0	0	0	-	-	0	2	12	6.0	13	0	12
11/9	Den-L	1	0	2	4	2.0	3	0	1	7	7.0	7	0	11
11/16	at SD-L	1	0	4	43	10.8	23	0	3	16	5.3	10	0	59
11/20	KC-W	1	0	4	112	28.0	90t	2	0	0	-	-	0	112
11/30	at StL-L				(INACTIVE - CONCUSSION)									
12/7	SF-W	1	0	23	76	3.3	16	0	2	9	4.5	5	0	85
12/14	at KC-L	1	1	12	59	4.9	25	0	2	17	8.5	11	0	76
12/21	Buf-W	1	1	23	86	3.7	25	0	3	22	7.3	19	0	108
12/28	at Den-L	1	1	10	37	3.7	8	0	4	60	15.0	46	0	97
Totals		15	3	82	424	5.2	90t	2	17	143	8.4	46	0	567



Jamize OLAWALE

49

FULLBACK/RUNNING BACK | 6-1 | 240 | NORTH TEXAS
ACQUIRED: FA-'12 | NFL EXP.: 3 | RAIDERS EXP.: 3
HOMETOWN: LONG BEACH, CALIF.
BORN: 04/17/89

TRANSACTIONS: Signed by Dallas Cowboys as an undrafted free agent, May 14, 2012...Waived by Cowboys, Aug. 31, 2012...
Re-signed by Cowboys to practice squad, Sept. 1, 2012...Signed by Oakland Raiders from Cowboys practice squad, Dec. 4, 2012...
Re-signed by Raiders as an exclusive rights free agent, March 5, 2014.

CAREER: Versatile back enters his third training camp with the Raiders...Key contributor on all special teams units...Played in all 16 games in 2013 and 2014...The Raiders signed him off the Cowboys' practice squad late in 2012...Originally entered the NFL as an undrafted free agent with Dallas...Career totals include 35 games played with one start, five rushes for six yards (1.2 avg.), and 12 receptions for 81 yards (6.8 avg.) and two TDs.

2014: Contributed on offense and special teams in all 16 games...Finished with five receptions for 18 yards (3.6 avg.) and two TDs...Caught 1-yard TD passes from QB Derek Carr in each of the season's final two contests...Added seven solo tackles on special teams...Also contributed a forced fumble on special teams...(9/7) **at NYJ:** Played in the season opener against the Jets, seeing action primarily on special teams...(9/14) **vs. Hou.:** Saw action at fullback and on special teams in the home opener...(9/21) **at NE:** Caught his first pass of the season, a 4-yard reception from Carr...Saw significant action on special teams...(9/28) **vs. Mia.:** Made first rushing attempt of the season for no gain...(10/12) **vs. SD:** Played 10 snaps on offense and saw action on special teams...Caught one pass for five yards...(10/19) **vs. Ari.:** Saw most extensive action of the season with FB Marcel Reece inactive due to injury...Caught one pass for a 7-yard gain...(10/26) **at Cle.:** Returned to his reserve role supporting Reece...Rushed one time for no gain...Forced a fumble on special teams...(11/2) **at Sea.:** Saw extensive action on special teams and played six snaps on offense...(11/20) **vs. KC:** Saw action on offense and special teams...Served as the lead blocker during much of the Raiders' game-winning drive, helping Reece total 30 rushing yards on the team's go-ahead possession...(11/30) **at StL.:** Played primarily on special teams, seeing two snaps on offense...(12/14) **at KC:** Saw limited action on offense and contributed on special teams...Notched one special teams tackle...(12/21) **vs. Buf.:** Recorded his first career TD on a 1-yard pass from Carr in the fourth quarter, giving the Raiders a two-possession lead with less than three minutes remaining in the game...Contributed one special teams tackle...(12/28) **at Den.:** In the third quarter, caught a 1-yard TD pass for the second straight game and the second score of his career.

2013: Saw action in 16 games, primarily on special teams...Spelled FB Marcel Reece at fullback, making seven catches for 63 yards...Finished third on the team with eight special teams tackles...(9/8) **at Ind.:** Saw action at fullback and on special teams...(9/29) **vs. Was.:** Served as the team's primary fullback when Reece left the game with a knee injury and did not return...Rushed once for four yards and hauled in one pass for 11 yards...Both the carry and reception he totaled in the game were career firsts...(10/6) **vs. SD:** Caught two passes for a career-high 15 yards during his action at fullback...(11/24) **vs. Ten.:** Saw action at fullback and on special teams...Posted two catches for 27 yards, including a 25-yarder in the second quarter to set up a Raiders FG...(12/8) **at NYJ:** Made his first career start at fullback as Reece moved to running back...Hauled in two catches for 10 yards.

2012 (with Dal. and Oak.): Played in three games...Signed to the 53-man roster from the Dallas Cowboys' practice squad on Dec. 4...(12/16) **vs. KC:** Made his NFL debut on the opening kickoff, then played several snaps as a fullback.

COLLEGE: Played two years at North Texas, seeing action in 19 games as a wide receiver...Recorded eight receptions for 88 yards...As a senior, caught two passes for nine yards, while helping team rush for 1,829 yards...As a junior, played in 11 games and totaled six catches for 79 yards...Played two seasons at El Camino Junior College, the same school that Raiders FB Marcel Reece attended, in Torrance, Calif. ...As a sophomore, had 11 catches for 276 yards and three TDs, including an 80-yard grab, helping the team to a conference title...As a freshman, totaled four receptions for 59 yards in four games.

PERSONAL: Attended three total high schools in Northern and Southern California...Finished as a standout performer at Long Beach (Calif.) Poly High School...Also prepped at De La Salle High School in Concord, Calif., and St. Ignatius Prep in San Francisco...Brother, Millicent, played at De La Salle High School and started at quarterback for Columbia...Father, Benjamin, was an athlete at the University of San Francisco...Visited the Oakland Children's Hospital in April 2013 and attended various hospital visits and Play 60 events throughout 2013...Volunteered time at the Alameda County Food Bank – Fruitvale in 2014.

ADDITIONAL STATISTICS: Special teams tackles – 8 in 2013, 7 in 2014; NFL totals: 15.

SINGLE-GAME HIGHS: RUSHING: Attempts – 2, 9/29/13 vs. Was. Yards – 4, 9/29/13 vs. Was. Long – 4, 9/29/13 vs. Was. RECEIVING: Receptions – 2, three times; last: 12/8/13 at NYJ. Yards – 27, 11/24/13 vs. Ten. Long – 25, 11/24/13 vs. Ten. Touchdowns – 1, two times; last: 12/28/14 at Den.

JAMIZE OLAWALE'S CAREER STATISTICS

Year	Team	GP	GS	RUSHING					RECEIVING					TOTAL OFFENSE
				Att.	Yds	Avg.	Lg	TD	Rec.	Yds	Avg.	Lg	TD	
2012	Dal./Oak.	3	0	0	0	-	-	0	0	0	-	-	0	0
2013	Oakland	16	1	3	6	2.0	4	0	7	63	9.0	25	0	69
2014	Oakland	16	0	2	0	0.0	0	0	5	18	3.6	7	2	18
Totals		35	1	5	6	1.2	4	0	12	81	6.8	25	2	87

2015 VETERANS

JAMIZE OLAWALE GAME-BY-GAME
2014, OAKLAND

Date	Opp.	GP	GS	RUSHING					RECEIVING					TOTAL OFFENSE
				Att.	Yds	Avg.	Lg	TD	Rec.	Yds	Avg.	Lg	TD	
9/7	at NYJ-L	1	0	0	0	-	-	0	0	0	-	-	0	0
9/14	Hou-L	1	0	0	0	-	-	0	0	0	-	-	0	0
9/21	at NE-L	1	0	0	0	-	-	0	1	4	4.0	4	0	4
9/28	Mia-L	1	0	1	0	0.0	0	0	0	0	-	-	0	0
10/12	SD-L	1	0	0	0	-	-	0	1	5	5.0	5	0	5
10/19	Ari-L	1	0	0	0	-	-	0	1	7	7.0	7	0	7
10/26	at Cle-L	1	0	1	0	0.0	0	0	0	0	-	-	0	0
11/2	at Sea-L	1	0	0	0	-	-	0	0	0	-	-	0	0
11/9	Den-L	1	0	0	0	-	-	0	0	0	-	-	0	0
11/16	at SD-L	1	0	0	0	-	-	0	0	0	-	-	0	0
11/20	KC-W	1	0	0	0	-	-	0	0	0	-	-	0	0
11/30	at STL-L	1	0	0	0	-	-	0	0	0	-	-	0	0
12/7	SF-W	1	0	0	0	-	-	0	0	0	-	-	0	0
12/14	at KC-L	1	0	0	0	-	-	0	0	0	-	-	0	0
12/21	Buf-W	1	0	0	0	-	-	0	1	1	1.0	1t	1	1
12/28	at Den-L	1	0	0	0	-	-	0	1	1	1.0	1t	1	1
Totals		16	0	2	0	0.0	0	0	5	18	3.6	7	2	18

2013, OAKLAND

Date	Opp.	GP	GS	RUSHING					RECEIVING					TOTAL OFFENSE
				Att.	Yds	Avg.	Lg	TD	Rec.	Yds	Avg.	Lg	TD	
9/8	at Ind-L	1	0	0	0	-	-	0	0	0	-	-	0	0
9/15	Jac-W	1	0	0	0	-	-	0	0	0	-	-	0	0
9/23	at Den-L	1	0	0	0	-	-	0	0	0	-	-	0	0
9/29	Was-L	1	0	2	4	2.0	4	0	1	11	11.0	11	0	15
10/6	SD-W	1	0	0	0	-	-	0	2	15	7.5	11	0	15
10/13	at KC-L	1	0	0	0	-	-	0	0	0	-	-	0	0
10/27	Pit-W	1	0	0	0	-	-	0	0	0	-	-	0	0
11/3	Phi-L	1	0	0	0	-	-	0	0	0	-	-	0	0
11/10	at NYG-L	1	0	0	0	-	-	0	0	0	-	-	0	0
11/17	at Hou-W	1	0	0	0	-	-	0	0	0	-	-	0	0
11/24	Ten-L	1	0	0	0	-	-	0	2	27	13.5	25	0	27
11/28	at Dal-L	1	0	0	0	-	-	0	0	0	-	-	0	0
12/8	at NYJ-L	1	1	0	0	-	-	0	2	10	5.0	8	0	12
12/15	KC-L	1	0	1	2	2.0	2	0	0	0	-	-	0	0
12/22	at SD-L	1	0	0	0	-	-	0	0	0	-	-	0	0
12/29	Den-L	1	0	0	0	-	-	0	0	0	-	-	0	0
Totals		16	1	3	6	2.0	4	0	7	63	9.0	25	0	69



Donald PENN

72

TACKLE | 6-4 | 315 | UTAH STATE
ACQUIRED: FA-'14 | NFL EXP.: 10 | RAIDERS EXP.: 2
HOMETOWN: INGLEWOOD, CALIF.
BORN: 04/27/83

TRANSACTIONS: Signed by Minnesota Vikings as an undrafted free agent, May 5, 2006...Waived by Vikings, Sept. 2, 2006...Signed by Vikings to practice squad, Sept. 3, 2006...Signed by Tampa Bay Buccaneers to active roster, Oct. 4, 2006...Re-signed by Buccaneers as a restricted free agent, April 12, 2009...Released by Buccaneers, March 13, 2014...Signed by Oakland Raiders as a free agent, March 19, 2014.

CAREER: Accomplished and durable veteran offensive lineman begins his second season with the Silver and Black after joining the team in 2014...Has played in 128 career games with 124 starts, and has started in one playoff appearance...Has started 124 consecutive games at left tackle, the third longest current streak among all active tackles in the NFL entering 2015...The streak dates back to 2007...Named to Pro Bowl after a stellar 2010 campaign...Has also caught four passes for 22 yards and three TDs in his career...Originally entered the NFL as an undrafted free agent with the Minnesota Vikings in 2006, before joining the Buccaneers later that season.

AT A GLANCE

- Has played in 128 career games with 124 starts, all of which are consecutive.
- His 124 consecutive starts, dating back to 2007, are the third most among active tackles.
- Earned Pro Bowl honors after the 2010 season, when he helped the Buccaneers to one of the best offensive seasons in franchise history.
- Has also caught four career passes, including three that went for TDs.
- Was also extremely durable in college, starting 44 consecutive games at Utah State.

2014: Started all 16 games at left tackle, extending his streak of consecutive starts to 124...(9/7) at NYJ: Started at left tackle in his first game wearing the Silver and Black, carrying his streak of consecutive games played into its eighth season...(9/14) vs. Hou.: Started at left tackle and helped the offense total 364 yards of offense...Part of an offensive line that did not allow a sack of rookie QB Derek Carr...(9/21) at NE: Helped the offensive line prevent a sack of Carr for the second straight game...(10/12) vs. SD: Helped the offense total 396 yards...Part of an offensive line that did not allow a sack for the third time on the season, joining the 1970 Raiders' line as only units in franchise history to keep clean sheets in three of the first five games...(10/26) at Cle.: Helped block for Carr, who posted his first 300-yard passing game...(11/9) vs. Den.: Part of a line that allowed zero sacks for the fourth game on the year...(11/20) vs. KC: Helped pave the way for a season-high 179 rushing yards in the Raiders' first win of the season...RB Latavius Murray recorded his first career 100-yard rushing performance...(11/30) at StL: Started his 120th consecutive game...(12/7) vs. SF: Recorded the fourth reception and third TD of his career on a tackle-eligible play from the 3-yard line in the second quarter...First TD as a Raider and second in his career against San Francisco...Helped the offense total 330 yards of offense in the victory...Helped Carr post a passer rating of 140.2, his highest of the season...(12/21) vs. Buf.: Helped pave the way for a rushing attack that produced 140 yards, the team's second highest rushing total of the season.

2013 (with TB): Started all 16 games on the season for the sixth consecutive year...Helped Tampa Bay post 4,432 yards of total offense...(9/29) vs. Ari.: Played in his 100th career game, all consecutive...(11/3) at Sea.: Recorded his 100th consecutive start...(11/11) vs. Mia.: Caught the second TD pass of his career tying him with DT Warren Sapp for most offensive TDs by a non-skill position player in Buccaneers history...(12/1) at Car.: Recorded his 104th consecutive start, passing DT David Logan for the fourth longest streak in Buccaneers history.

2012 (with TB): For the fifth consecutive season, started all 16 games...Helped pave the way for the offense to post 5,454 yards, the second most in Tampa Bay history...(10/14) vs. KC: Helped the offense to 463 yards...(10/21) vs. NO: Blocked for a unit that posted 513 yards of total offense, the third most yards in team history and the most in a home game...(10/25) at Min.: Helped pave the way for the offense to total 416 yards, which marked the first time in franchise history that the Buccaneers recorded three consecutive games with 400-plus yards offensively...(11/4) at Oak.: Helped the offense post 515 yards from scrimmage, the second most total yards in team history.

2011 (with TB): Started all 16 games on the season...Allowed QB Josh Freeman the time to throw for 3,592 passing yards, the third highest total in team history...(10/3) vs. Ind.: Started at left tackle, where he helped the offense finish with 466 yards, the then-most in franchise history for a home game...(10/16) vs. NO: Helped the offense post 420 total yards...(11/20) at GB: Helped pave the way for the offense to a 455-yard performance.

2010 (with TB): Started all 16 games on the season at left tackle, earning his first Pro Bowl selection...Surrendered only 3.5 sacks on the season, according to coaches' film...Helped lead the offense to 5,362 total yards on the season...(9/12) vs. Cle.: Started season opener at left tackle and helped the offense to 340 total yards...(9/19) at Car.: Started at left tackle, helping to hold the Panthers defense without a sack...(11/21)



at SF: Recorded first receiving TD, catching a 1-yard TD pass...(12/26) vs. Sea.: Started at left tackle, helping the offense to a season-high 439 yards, including 208 yards rushing, which earned the offensive line Madden Most Valuable Protectors honors for Week 16.

2009 (with TB): Started all 16 games at left tackle for the second consecutive year...(9/13) vs. Dal.: Started at left tackle and helped the offense to 450 yards...(10/11) at Phi.: Started at left tackle and recorded first career reception on a 15-yard gain off of a deflected pass...(12/6) at Car.: Started at left tackle and helped offense to 469 yards, the then-fifth best single-game performance in team history...(12/20) at Sea.: Was part of an offensive line that held the Seahawks without a sack.

2008 (with TB): Started all 16 games at left tackle for the first time...Helped lead the offense to 5,456 total yards, the highest single-season total in franchise history...Helped lead the offense to 361 points, the second highest single-season total in team history...(9/7) at NO: Started at left tackle and helped the Buccaneers offense rush for 146 yards on 20 carries, an average of 7.3 yards per carry, which was the third highest single-game average in team history...(9/21) at Chi.: Started at left tackle and was part of an offense that did not allow a sack in a team-record 67 pass attempts...(9/28) vs. GB: Started at left tackle and helped lead the way for the offense to post a season-high 178 rushing yards and did not allow a sack for the second straight week.

2007 (with TB): Played in all 16 regular season games with 12 starts and started lone playoff game...Helped the team capture the NFC South division title...(9/9) at Sea.: Saw action in first career game...(9/30) at Car.: Came off the bench, replacing an injured T Luke Petitgout at left tackle in the second quarter...(10/7) at Ind.: Made first career start...(10/21) at Det.: Helped QB Jeff Garcia throw for 316 yards on 45 attempts while paving the way for 124 rushing yards...(11/4) vs. Ari.: Started at left tackle and helped the team rush for 162 yards...(11/18) at Atl.: Started at left tackle and helped the team rush for 149 yards on 31 attempts (4.8 avg.)...(12/2) at NO: Started at left tackle and helped the team gain a season-high 466 total yards of offense...The 466 total yards also stands as the fifth best single-game performance in team history...(12/16) vs. Atl.: Started at left tackle and helped team rush for a season-high 190 yards...**Postseason:** (1/6/08) vs. NYG: Made first career playoff start in NFC Wild Card Game.

2006 (with Min. and TB): Inactive for final 13 games of season after being signed to the Buccaneers' active roster on Oct. 4...Signed to the Vikings' practice squad on Sept. 3 after being released the previous day.

COLLEGE: Started 44 games at both tackle positions during his career at Utah State...Started 44 consecutive games, which tied for the most at Utah State since 1991...Started at right tackle in the third game of his freshman year to begin his streak...Started at left tackle as a sophomore, junior and senior...Selected by his teammates as a team captain as a senior...Named second-team All-WAC in 2005...Selected to play in the Hula Bowl, the first Utah State player in the Hula Bowl since 2000, and the 11th overall...Majored in sociology.

PERSONAL: Attended St. Bernard High School in Playa Del Ray, Calif. ...Named first-team All-CIF as a prep senior and was a first-team all-league selection...Earned Lineman of the Year honors...Named second-team all-league as a junior...Also was an all-state selection in basketball...Established the Donald Penn Foundation to help inner-city and low-income youth in Tampa and Los Angeles make positive, life-changing decisions by providing education incentives, scholarship opportunities and support during the holidays...Along with the offensive line and tight ends, surprised 26 single mothers with gifts for the holidays in December 2010...Helped spearhead "Turkey Time with the O-Line," a Thanksgiving program sponsored by the offensive line which provided more than 3,600 meals to Tampa-area needy families from 2007-12.

ADDITIONAL STATISTICS: Receptions – 1 in 2009, 1 in 2010, 1 in 2013, 1 in 2014; NFL totals: 4. Receiving yards – 15 in 2009, 1 in 2010, 2 in 2011, 1 in 2013, 3 in 2014; NFL totals: 22. Receiving touchdowns – 1 in 2010, 1 in 2013, 1 in 2014; NFL totals: 3. Miscellaneous tackles – 1 in 2007, 2 in 2008, 1 in 2009, 1 in 2011, 2 in 2014; NFL totals: 7.

DONALD PENN'S GAMES PLAYED/STARTED

Year	Team	GP	GS
2007	Tampa Bay	16	12
2008	Tampa Bay	16	16
2009	Tampa Bay	16	16
2010	Tampa Bay	16	16
2011	Tampa Bay	16	16
2012	Tampa Bay	16	16
2013	Tampa Bay	16	16
2014	Oakland	16	16
Totals		128	124
POSTSEASON			
2007	Tampa Bay	1	1
Totals		1	1



Christian PONDER

9

QUARTERBACK | 6-2 | 230 | FLORIDA STATE
ACQUIRED: UFA-'15 (Min.) | NFL EXP.: 5 | RAIDERS EXP.: 1
HOMETOWN: COLLEYVILLE, TEXAS
BORN: 02/25/88

TRANSACTIONS: Selected by Minnesota Vikings in the first round (12th overall) of the 2011 NFL Draft, April 28, 2011...Signed by Oakland Raiders as an unrestricted free agent, March 13, 2015.

CAREER: Experienced signal caller enters his first training camp with Oakland after four seasons with Minnesota...Started 36-of-38 games for the Vikings from 2011-14...Career totals include 6,658 passing yards on 632-of-1,057 passing (59.8 percent) with 38 TDs and 36 INTs for a passer rating of 75.9...Spent all 16 weeks on Minnesota's active roster in 2014, making one start in place of rookie QB Teddy Bridgewater...In 2013, started just nine games due to a rib injury and a concussion...Started all 16 games for the only time in his career in 2012, helping key a seven-win turnaround from the previous year, a franchise record...Set career highs in completions (300), passing yards (2,935) and TDs (18), while also posting a personal-best passer rating of 81.2...Started 10-of-11 games as a rookie in 2011, setting then-team records for attempts (291), completions (158), passing yards (1,853) and completion percentage (54.3) by a rookie.

2014 (with Min.): Spent all 16 weeks on the Vikings' active roster behind rookie QB Teddy Bridgewater...Appeared in two games with one start, totaling 22 completions on 44 attempts for 222 yards and two INTs...**(10/2) at GB:** Made only start of the season in relief of Bridgewater, completing 50 percent of his passes for an average of 5.0 yards per attempt.

2013 (with Min.): Started just nine games due to a rib injury and a concussion...Finished the year with 152 completions out of 239 attempts (63.6 percent), 1,648 yards, seven TDs and nine INTs for a passer rating of 77.9...Ran for four TDs on 34 attempts, totaling 151 yards (4.4 avg.)...**(9/8) at Det.:** Started second straight season opener...Threw first TD pass of the season to RB Adrian Peterson, a 4-yard strike...**(9/15) at Chi.:** Tossed a 20-yard scoring strike to TE Kyle Rudolph...**(9/22) vs. Cle.:** Rushed for two TDs on five attempts, tied for second most rushing TDs in a game by a Vikings quarterback...Also tossed a season-high 42 pass attempts, completing 25 of them for 228 yards...**(9/29) vs. Pit.:** Inactive with a rib injury for the International Series game in London...**(10/27) vs. GB:** Returned to the starting lineup and ran for a TD...Posted an 86.4 passer rating on Sunday Night Football...**(11/7) vs. Was.:** Notched a win on Thursday Night Football, posting a season-best 113.1 passer rating...**(11/24) at GB:** Started in the Vikings' first tie since 1978, a 26-26 deadlock with the Packers...Completed 21-of-30 passes for 233 yards.

2012 (with Min.): Helped key Vikings' biggest turnaround in franchise history, going from 3-13 in 2011 to 10-6 and earning a Wild Card playoff berth in 2012...Started all 16 regular season games, the sixth passer in team history to achieve that mark...His 10 wins on the season is tied for the seventh best mark in team history...Since the NFL expanded to a 16-game schedule in 1976, only three Vikings passers have won more games in a season than Ponder's 10 in 2012: Randall Cunningham (13, 1998), Brett Favre (12, 2009) and Daunte Culpepper (11, 2000)...Totaled a career-high 2,935 passing yards on 300-of-483 passing (62.1 percent) with 18 TDs and 12 INTs for a rating of 81.2...Tied for second in Vikings history with eight games without an INT, trailing only Favre's 10 games in 2009...Earned a passer rating of at least 100 points in four games, going 3-1 in those contests...**(9/9) vs. Jac.:** Led team to a comeback victory against the Jaguars in the season opener, completing 74.0 percent of his 27 passes for a rating of 105.5...**(9/23) vs. SF:** Rambled for the fourth longest TD run by a Vikings quarterback with a 23-yard scoring jaunt...**(10/14) at Was.:** Posted season-high 352 passing yards...**(12/30) vs. GB:** Posted career-best 120.2 passer rating and tied his career high with three TDs in the season finale...Postseason: **(1/5/13) at GB:** Inactive with an elbow injury.

2011 (with Min.): Started final 10 games of the season, matching QB Fran Tarkenton for the then-team record for starts by a rookie quarterback and tied Tarkenton's then-team record with two wins as a rookie...Completed 158-of-291 passes (54.3 percent) for 1,853 yards with 13 TDs and 13 INTs for a 70.1 rating...Had a pair of games with a 100-plus passer rating...Set then-team records for attempts, completions, passing yards and completion percentage by a rookie...Holds single-game team records for passing attempts and passing yards by a rookie...**(10/16) at Chi.:** Saw first NFL action on Sunday Night Football...**(10/23) vs. GB:** Started first career game, setting Vikings record on first play from scrimmage with a 72-yard pass to WR Michael Jenkins, then the longest pass play by a Vikings rookie passer...**(10/30) at Car.:** Earned first win in his second career start, taking the team on a seven-minute drive in the fourth quarter for a game-winning FG in a 24-21 victory...**(12/4) vs. Den.:** Set franchise rookie record for passing yards in a game with 381 against the Broncos, breaking Tarkenton's 51-year-old record by over 100 yards...**(12/24) at Was.:** Started in the win at the Redskins, but left in the third quarter with a concussion.

COLLEGE: Played four years (2007-10) at Florida State...Ended Seminoles career ranked third in school history with 22 career wins...Finished his collegiate career with 35 games played, 6,872 passing yards on 596-of-965 passing (61.8 percent) with 49 TDs and 30 INTs...Also rushed for 833 yards on 296 attempts (2.8 avg.) with 10 TDs...Left FSU ranked among the all-time school leaders in most major passing categories: second in career completion percentage; third in total offense (7,705 yards), third in completions, fourth in passing yards and fifth in passing TDs...Threw TD passes in 25 of his final 34 games...As a senior, threw for career-high 20 TDs in 12 starts...Topped 2,000 passing yards for the third straight season...Became the first FSU quarterback to lead the team to wins over Miami and Florida in the same season since Chris Weinke in 1999...Finalist for the Johnny Unitas Golden Arm Award...As a junior, threw for career-high 2,717 yards, with 14 TDs and just seven INTs...Finalist for Wuerffel Trophy, Maxwell Award and Manning Award as a junior...Completed 68.8 percent of his passes (227-330) with an 8.2 yards per attempt average, both personal

AT A GLANCE

- Fifth-year quarterback originally drafted in the first round (12th overall) by the Minnesota Vikings in the 2011 NFL Draft.
- Appeared in 38 games with 36 starts for the Vikings from 2011-14, earning a completion percentage of 59.8 and a 75.9 career passer rating.
- Started all 16 games in 2012, becoming the sixth quarterback in Vikings franchise history to do so.
- Did not throw an INT in eight of his 16 games started in 2012, tied for the second most by a Vikings passer in a single season.
- Earned National Football Foundation/College Football Hall of Fame Scholar-Athlete Award after earning bachelor's degree in two-and-a-half years, and an MBA before his final year of football at Florida State.

bests...Named Florida State's offensive MVP as a sophomore in 2008, throwing for 2,006 yards and 14 TDs in 13 starts...Ran for 423 yards in his first full season of action, becoming the first Seminoles quarterback to rush for at least 400 yards since Charlie Ward... Played in just one game as a freshman, totaling 105 yards on 8-of-18 passing with one TD and two INTs...Earned bachelor's degree in finance in just two and a half years...Went on to earn his MBA in May 2010, playing his final season of football at FSU with two degrees in hand...Earned National Football Foundation/College Football Hall of Fame Scholar-Athlete Award.

PERSONAL: Attended Heritage High School in Colleyville, Texas...Earned All-District V and All-Region I Class 5A honors as a senior...Threw for 20 TDs and rushed for 12 more as a senior...In his final year, threw for 318 yards and three TDs against eventual state champion and perennial power Southlake Carroll...Named inaugural Vikings Children's Fund Rookie of the Year for his work with the foundation in 2011...Father, David Ponder, was a defensive tackle at Florida State from 1980-83 and played for the Dallas Cowboys in 1985, as well as in the Canadian Football League...Married ESPN reporter Samantha Ponder in 2012...Couple is active with MAD Ministries, an organization that benefits inner-city youth in the US and internationally.

SINGLE-GAME HIGHS: PASSING: Attempts – 52, 10/14/12 at Was. Completions – 35, 10/14/12 at Was. Yards – 381, 12/4/11 vs. Den. Long – 72, 10/23/11 vs. GB. Touchdowns – 3, two times; last: 12/30/12 vs. GB. Interceptions – 3, three times; last: 9/8/13 at Det. Rating – 120.2, 12/30/12 at GB. RUSHING: Attempts – 7, two times; last: 12/23/12 at Hou. Yards – 71, 11/20/11 vs. Oak. Long – 29, 12/23/12 at Hou.

CHRISTIAN PONDER'S CAREER STATISTICS

MINNESOTA WIKI																		
MINNESOTA WIKI																		
MINNESOTA WIKI																		
MINNESOTA WIKI																		
MINNESOTA WIKI																		
MINNESOTA WIKI																		
MINNESOTA WIKI																		
MINNESOTA WIKI																		
MINNESOTA WIKI																		
MINNESOTA WIKI																		
MINNESOTA WIKI																		
MINNESOTA WIKI																		
MINNESOTA WIKI																		
MINNESOTA WIKI																		
MINNESOTA WIKI																		
MINNESOTA WIKI																		
MINNESOTA WIKI																		
MINNESOTA WIKI																		
MINNESOTA WIKI																		
MINNESOTA WIKI																		
MINNESOTA WIKI																		
MINNESOTA WIKI																		
MINNESOTA WIKI																		
MINNESOTA WIKI																		
MINNESOTA WIKI																		
MINNESOTA WIKI																		
MINNESOTA WIKI																		
MINNESOTA WIKI																		
MINNESOTA WIKI																		
MINNESOTA WIKI																		
MINNESOTA WIKI																		
MINNESOTA WIKI																		
MINNESOTA WIKI																		
MINNESOTA WIKI																		
MINNESOTA WIKI																		
MINNESOTA WIKI																		
MINNESOTA WIKI																		
MINNESOTA WIKI																		
MINNESOTA WIKI																		
MINNESOTA WIKI																		
MINNESOTA WIKI																		
MINNESOTA WIKI																		
MINNESOTA WIKI																		
MINNESOTA WIKI																		
MINNESOTA WIKI																		
MINNESOTA WIKI																		
MINNESOTA WIKI																		
MINNESOTA WIKI																		
MINNESOTA WIKI																		
MINNESOTA WIKI																		
MINNESOTA WIKI																		
MINNESOTA WIKI																		
MINNESOTA WIKI																		
MINNESOTA WIKI																		
MINNESOTA WIKI																		
MINNESOTA WIKI																		
MINNESOTA WIKI																		
MINNESOTA WIKI																		
MINNESOTA WIKI																		
MINNESOTA WIKI																		
MINNESOTA WIKI																		
MINNESOTA WIKI																		
MINNESOTA WIKI																		
MINNESOTA WIKI																		
MINNESOTA WIKI																		
MINNESOTA WIKI																		
MINNESOTA WIKI																		
MINNESOTA WIKI																		
MINNESOTA WIKI																		
MINNESOTA WIKI																		
MINNESOTA WIKI																		
MINNESOTA WIKI																		
MINNESOTA WIKI																		
MINNESOTA WIKI																		
MINNESOTA WIKI																		
MINNESOTA WIKI																		
MINNESOTA WIKI																		
MINNESOTA WIKI																		
MINNESOTA WIKI																		
MINNESOTA WIKI																		
MINNESOTA WIKI																		
MINNESOTA WIKI																		
MINNESOTA WIKI																		
MINNESOTA WIKI																		
MINNESOTA WIKI																		
MINNESOTA WIKI																		
MINNESOTA WIKI																		
MINNESOTA WIKI																		
MINNESOTA WIKI																		
MINNESOTA WIKI																		
MINNESOTA WIKI																		
MINNESOTA WIKI																		
MINNESOTA WIKI																		
MINNESOTA WIKI																		
MINNESOTA WIKI																		
MINNESOTA WIKI																		
MINNESOTA WIKI																		
MINNESOTA WIKI																		
MINNESOTA WIKI																		
MINNESOTA WIKI																		
MINNESOTA WIKI																		
MINNESOTA WIKI																		
MINNESOTA WIKI																		
MINNESOTA WIKI																		
MINNESOTA WIKI																		
MINNESOTA WIKI																		
MINNESOTA WIKI																		
MINNESOTA WIKI																		
MINNESOTA WIKI																		
MINNESOTA WIKI																		
MINNESOTA WIKI																		
MINNESOTA WIKI																		
MINNESOTA WIKI																		
MINNESOTA WIKI																		
MINNESOTA WIKI																		
MINNESOTA WIKI																		
MINNESOTA WIKI																		
MINNESOTA WIKI																		
MINNESOTA WIKI																		
MINNESOTA WIKI																		
MINNESOTA WIKI																		
MINNESOTA WIKI																		
MINNESOTA WIKI																		
MINNESOTA WIKI																		
MINNESOTA WIKI																		
MINNESOTA WIKI																		
MINNESOTA WIKI																		
MINNESOTA WIKI																		
MINNESOTA WIKI																		
MINNESOTA WIKI																		
MINNESOTA WIKI																		
MINNESOTA WIKI																		
MINNESOTA WIKI																		
MINNESOTA WIKI																		
MINNESOTA WIKI																		
MINNESOTA WIKI																		
MINNESOTA WIKI																		
MINNESOTA WIKI																		
MINNESOTA WIKI																		
MINNESOTA WIKI																		
MINNESOTA WIKI																		
MINNESOTA WIKI																		
MINNESOTA WIKI																		
MINNESOTA WIKI																		
MINNESOTA WIKI																		
MINNESOTA WIKI																		
MINNESOTA WIKI																		
MINNESOTA WIKI																		
MINNESOTA WIKI																		
MINNESOTA WIKI																		
MINNESOTA WIKI																		
MINNESOTA WIKI																		
MINNESOTA WIKI																		
MINNESOTA WIKI																		
MINNESOTA WIKI																		
MINNESOTA WIKI																		
MINNESOTA WIKI																		
MINNESOTA WIKI																		
MINNESOTA WIKI																		
MINNESOTA WIKI																		
MINNESOTA WIKI																		
MINNESOTA WIKI																		
MINNESOTA WIKI																		
MINNESOTA WIKI																		
MINNESOTA WIKI																		
MINNESOTA WIKI																		
MINNESOTA WIKI																		
MINNESOTA WIKI																		
MINNESOTA WIKI																		
MINNESOTA WIKI																		
MINNESOTA WIKI																		
MINNESOTA WIKI																		
MINNESOTA WIKI																		
MINNESOTA WIKI																		
MINNESOTA WIKI																		
MINNESOTA WIKI																		
MINNESOTA WIKI																		
MINNESOTA WIKI																		
MINNESOTA WIKI																		
MINNESOTA WIKI																		
MINNESOTA WIKI																		
MINNESOTA WIKI																		
MINNESOTA WIKI																		
MINNESOTA WIKI																		
MINNESOTA WIKI																		
MINNESOTA WIKI																		
MINNESOTA WIKI																		
MINNESOTA WIKI																		
MINNESOTA WIKI																		
MINNESOTA WIKI																		
MINNESOTA WIKI																		
MINNESOTA WIKI																		
MINNESOTA WIKI																		
MINNESOTA WIKI																		
MINNESOTA WIKI																		
MINNESOTA WIKI																		
MINNESOTA WIKI																		
MINNESOTA WIKI																		
MINNESOTA WIKI																		
MINNESOTA WIKI																		
MINNESOTA WIKI																		
MINNESOTA WIKI																		
MINNESOTA WIKI																		
MINNESOTA WIKI																		
MINNESOTA WIKI																		
MINNESOTA WIKI																		
MINNESOTA WIKI																		
MINNESOTA WIKI																		
MINNESOTA WIKI																		
MINNESOTA WIKI																		
MINNESOTA WIKI																		
MINNESOTA WIKI																		
MINNESOTA WIKI																		
MINNESOTA WIKI																		
MINNESOTA WIKI																		
MINNESOTA WIKI																		
MINNESOTA WIKI																		
MINNESOTA WIKI																		
MINNESOTA WIKI																		
MINNESOTA WIKI																		
MINNESOTA WIKI																		
MINNESOTA WIKI																		
MINNESOTA WIKI																		
MINNESOTA WIKI																		
MINNESOTA WIKI																		
MINNESOTA WIKI																		
MINNESOTA WIKI																		
MINNESOTA WIKI																		
MINNESOTA WIKI																		
MINNESOTA WIKI																		
MINNESOTA WIKI																		
MINNESOTA WIKI																		
MINNESOTA WIKI																		
MINNESOTA WIKI																		
MINNESOTA WIKI																		
MINNESOTA WIKI																		
MINNESOTA WIKI																		
MINNESOTA WIKI																		
MINNESOTA WIKI																		
MINNESOTA WIKI																		
MINNESOTA WIKI																		
MINNESOTA WIKI																		
MINNESOTA WIKI																		
MINNESOTA WIKI																		
MINNESOTA WIKI																		
MINNESOTA WIKI																		
MINNESOTA WIKI																		
MINNESOTA WIKI																		
MINNESOTA WIKI																		
MINNESOTA WIKI																		
MINNESOTA WIKI																		
MINNESOTA WIKI																		
MINNESOTA WIKI																		
MINNESOTA WIKI																		
MINNESOTA WIKI																		
MINNESOTA WIKI																		
MINNESOTA WIKI																		
MINNESOTA WIKI																		
MINNESOTA WIKI																		
MINNESOTA WIKI																		
MINNESOTA WIKI																		
MINNESOTA WIKI																		
MINNESOTA WIKI																		
MINNESOTA WIKI																		
MINNESOTA WIKI																		
MINNESOTA WIKI																		
MINNESOTA WIKI																		
MINNESOTA WIKI																		
MINNESOTA WIKI																		
MINNESOTA WIKI																		
MINNESOTA WIKI																		
MINNESOTA WIKI																		
MINNESOTA WIKI																		
MINNESOTA WIKI																		
MINNESOTA WIKI																		
MINNESOTA WIKI																		
MINNESOTA WIKI																		
MINNESOTA WIKI																		

CHRISTIAN PONDER GAME-BY-GAME

2014, MINNESOTA

														PASSING					RUSHING				
Date	Opp.	GP	GS	Att.	Cmp.	Yds	Pct.	Yds/Att.	TD	Int.	Lg	Sk/Lst	Rtng	Att.	Yds	Avg.	Lg	TD					
9/7	at StL-W						(DID NOT PLAY)																
9/14	NE-L						(DID NOT PLAY)																
9/21	at NO-L						(DID NOT PLAY)																
9/28	Atl-W	1	0	0	0	0	-	-	0	0	-	0/0	-	1	1	1.0	1	0					
10/2	at GB-L	1	1	44	22	222	50.0	5.0	0	2	18	6/34	45.8	3	15	5.0	8	1					
10/12	Det-L						(DID NOT PLAY)																
10/19	at Buf-L						(DID NOT PLAY)																
10/26	at TB-W						(DID NOT PLAY)																
11/2	Was-W						(DID NOT PLAY)																
11/16	at Chi-L						(DID NOT PLAY)																
11/23	GB-L						(DID NOT PLAY)																
11/30	Car-W						(DID NOT PLAY)																
12/7	NYJ-W						(DID NOT PLAY)																
12/14	at Det-L						(DID NOT PLAY)																
12/21	at Mia-L						(DID NOT PLAY)																
12/28	Chi-W						(DID NOT PLAY)																
Totals		2	1	44	22	222	50.0	5.0	0	2	18	6/34	45.8	4	16	4.0	8	1					

2013, MINNESOTA

PASSING														RUSHING					
Date	Opp.	GP	GS	Att.	Cmp.	Yds	Pct.	Yds/Att.	TD	Int.	Lg	Sk/Lst	Rtng	Att.	Yds	Avg.	Lg	TD	
9/8	at Det-L	1	1	28	18	236	64.3	8.4	1	3	47	3/11	63.1	4	12	3.0	11	0	
9/15	at Chi-L	1	1	30	16	227	53.3	7.6	1	1	37	1/0	75.3	6	18	3.0	5	0	
9/22	Cle-L	1	1	42	25	228	59.5	5.4	0	1	37	6/33	64.4	5	46	9.2	14	2	
9/29	Pit-W																		
10/13	Car-L																		
10/21	at NYG-L																		
10/27	GB-L	1	1	21	14	145	66.7	6.9	0	0	18	3/13	86.4	5	38	7.6	19t	1	
11/3	at Dal-L	1	1	37	25	236	67.6	6.4	1	1	31t	2/12	82.7	4	29	7.3	16	1	
11/7	Was-W	1	1	21	17	174	81.0	8.3	2	1	28t	1/5	113.1	2	13	6.5	14	0	
11/17	at Sea-L	1	1	22	13	129	59.1	5.9	1	2	38t	2/3	53.0	5	0	0.0	4	0	
11/24	at GB-T	1	1	30	21	233	70.0	7.8	1	0	31	6/18	103.9	3	-5	-1.7	3	0	
12/1	Chi-W	1	1	8	3	40	37.5	5.0	0	0	32	3/24	54.2	0	0	-	-	0	
12/8	at Bal-L																		
12/15	Phi-W																		
12/22	at Cin-L																		
12/29	Det-W																		
Totals		9	9	239	152	1,648	63.6	6.9	7	9	47	27/119	77.9	34	151	4.4	19t	4	

2015 VETERANS

CHRISTIAN PONDER GAME-BY-GAME

2012, MINNESOTA

Date	Opp.	GP	GS	Att.	Cmp.	Yds	Pct.	PASSING					Rtng	RUSHING				
								Yds/Att.	TD	Int.	Lg	Sk/Lst		Att.	Yds	Avg.	Lg	TD
9/9	Jac-W	1	1	27	20	270	74.1	10.0	0	0	29	2/4	105.5	1	1	1.0	1	0
9/16	at Ind-L	1	1	35	27	245	77.1	7.0	2	0	20	4/13	114.6	3	7	2.3	5	0
9/23	SF-W	1	1	35	21	198	60.0	5.7	2	0	24	0/0	94.7	7	33	4.7	23t	1
9/30	at Det-W	1	1	26	16	111	61.5	4.3	0	0	27	2/11	71.2	1	5	5.0	5	0
10/7	Ten-W	1	1	35	25	258	71.4	7.4	2	2	45	1/0	87.6	3	31	10.3	13	0
10/14	at Was-L	1	1	52	35	352	67.3	6.8	2	2	23	4/25	93.2	4	13	3.3	7	0
10/21	Ari-W	1	1	17	8	58	47.1	3.4	1	2	14	3/15	35.5	1	2	2.0	2	0
10/25	TB-L	1	1	35	19	251	54.3	7.2	1	1	33	3/22	74.8	4	12	3.0	6	0
11/4	at Sea-L	1	1	22	11	63	50.0	2.9	0	1	14	4/19	37.3	5	23	4.6	8	0
11/11	Det-W	1	1	32	24	221	75.0	6.9	2	0	54	2/14	114.2	6	22	3.7	20	0
11/25	at Chi-L	1	1	43	22	159	51.2	3.7	1	1	25	2/15	58.2	2	6	3.0	6	0
12/2	at GB-L	1	1	25	12	119	48.0	4.8	1	2	21	0/0	41.9	6	28	4.7	11	0
12/9	Chi-W	1	1	17	11	91	64.7	5.4	0	1	16	1/14	53.8	4	0	0.0	3	0
12/16	at StL-W	1	1	24	17	131	70.8	5.5	0	0	14	2/22	83.9	4	6	1.5	5t	1
12/23	at Hou-W	1	1	30	16	174	53.3	5.8	1	0	32	1/3	81.8	7	48	6.9	29	0
12/30	GB-W	1	1	28	16	234	57.1	8.4	3	0	65	1/7	120.2	2	16	8.0	8	0
Totals		16	16	483	300	2,935	62.1	6.1	18	12	65	32/184	81.2	60	253	4.2	29	2

2011, MINNESOTA

Date	Opp.	GP	GS	Att.	Cmp.	Yds	Pct.	PASSING					Rtng	RUSHING				
								Yds/Att.	TD	Int.	Lg	Sk/Lst		Att.	Yds	Avg.	Lg	TD
9/11	at SD-L							(DID NOT PLAY)										
9/18	TB-L							(DID NOT PLAY)										
9/25	Det-L							(DID NOT PLAY)										
10/2	at KC-L							(DID NOT PLAY)										
10/9	Ari-W							(DID NOT PLAY)										
10/16	at Chi-L	1	0	17	9	99	52.9	5.8	0	0	23	0/0	70.5	1	8	8.0	8	0
10/23	GB-L	1	1	32	13	219	40.6	6.8	2	2	72	2/2	59.2	4	31	7.8	12	0
10/30	at Car-W	1	1	28	18	236	64.3	8.4	1	0	24	4/7	102.7	4	4	1.0	5	0
11/14	at GB-L	1	1	34	16	190	47.1	5.6	0	1	33	3/28	52.3	2	17	8.5	13	0
11/20	Oak-L	1	1	33	19	211	57.6	6.4	2	3	42	5/24	59.0	5	71	14.2	28	0
11/27	at Atl-L	1	1	25	17	186	68.0	7.4	1	0	39t	4/24	103.1	2	9	4.5	5	0
12/4	Den-L	1	1	47	29	381	61.7	8.1	3	2	52t	3/29	90.8	1	12	12.0	12	0
12/11	at Det-L	1	1	21	11	115	52.4	5.5	2	3	28	3/28	60.7	2	13	6.5	14	0
12/18	NO-L	1	1	31	14	120	45.2	3.9	2	1	16t	4/18	63.9	3	34	11.3	15	0
12/24	at Was-W	1	1	13	8	68	61.5	5.2	0	0	14	1/1	75.2	4	20	5.0	8	0
1/1/12	Chi-L	1	1	10	4	28	40.0	2.8	0	1	11	1/3	8.3	0	0	-	-	0
Totals		11	10	291	158	1,853	54.3	6.4	13	13	72	30/164	70.1	28	219	7.8	28	0



Marcel REECE

45

FULLBACK | 6-1 | 250 | WASHINGTON
ACQUIRED: FA-'08 | NFL EXP.: 6 | RAIDERS EXP.: 6
HOMETOWN: INGLEWOOD, CALIF.
BORN: 06/23/85

TRANSACTIONS: Signed by Miami Dolphins as an undrafted free agent, May 2, 2008...Waived by Dolphins, May 5, 2008...Signed by Oakland Raiders as a free agent, May 13, 2008...Waived by Raiders, Aug. 30, 2008...Signed by Raiders to practice squad, Sept. 1, 2008...Re-signed by Raiders to active roster, Dec. 26, 2008...Waived by Raiders, Sept. 5, 2009...Re-signed by Raiders to practice squad, Sept. 7, 2009...Signed by Raiders to active roster, Dec. 25, 2009...Signed by Raiders as an exclusive rights free agent, Aug. 1, 2011.

CAREER: Playmaking offensive threat enters his eighth season with Oakland...Signed with Raiders after participating on a tryout basis at a 2008 mini-camp and has grown to rank among the most versatile fullbacks in the NFL...Selected to the last three Pro Bowls (2012-14)...Named a second-team All-Pro in 2013...Served as a team captain from 2012-13 and is one of team's most important leaders...Has played in 77 games with 60 starts...Career totals include 175 receptions for 1,746 yards and nine TDs...Has added 808 rushing yards on 173 carries with three TDs...Has also seen action as lead running back...Started his career as a wide receiver before switching to fullback.

2014: Earned his third consecutive Pro Bowl berth after starting all 15 games in which he played...Totalled 37 receptions for 265 yards (7.2 avg.) with one TD...Added 21 rushes for 85 yards (4.0 avg.) on the ground...**(9/7) at NYI:** Was the target of QB Derek Carr's first NFL pass, a completion for no gain...Had one rush attempt for zero yards...Caught two passes for one yard...**(9/21) at NE:** Hauled in three passes for 19 yards (6.3 avg.)...Added seven yards on one rushing attempt...Assisted on a special teams tackle...**(10/12) vs. SD:** Started his 50th career game...Rushed once for two yards and added 11 yards on his lone reception of the game...**(10/26) at Cle:** Caught five passes for 34 yards (6.8 avg.) including a season-long of 19 yards...**(11/2) at Sea:** Recorded one carry for 10 yards...Added one catch for 12 yards...**(11/20) vs. KC:** Posted his best rushing performance of the season, setting season highs with eight carries for 37 yards (4.6 avg.)...Caught one pass for eight yards...Played a key role on the team's 17-play, 80-yard game-winning drive, serving as the primary back and picking up 30 rushing yards...**(11/30) at StL:** Totalled four attempts for 12 yards (3.0 avg.)...Tied for the team lead with six receptions and led the squad with 48 receiving yards (8.0 avg.)...**(12/7) vs. SF:** Started and set season highs with seven receptions for 64 yards (9.1 avg.) with one TD...Caught a 9-yard TD pass from Carr on a slant pattern in the third quarter to give the Raiders a lead they never surrendered...Added two carries for two yards...**(12/21) vs. Buf:** Started and hauled in two passes for 20 yards (10.0 avg.), with a long of 16 yards...**(12/28) at Den:** Started and caught three passes for 30 yards (10.0 avg.)...Rushed one time for a season-long 11 yards.

AT A GLANCE

- Selected to three straight Pro Bowls from 2012-14.
- Named a second-team All-Pro in 2013.
- Has totaled 808 rushing yards on 173 carries and 1,746 receiving yards on 175 receptions with 12 total TDs in his career.
- Initially entered NFL as an undrafted wide receiver and switched to fullback, eventually cracking into the starting lineup as a fullback to begin the 2010 campaign.
- Played two years as a wide receiver at the University of Washington, catching 48 passes for 980 yards and nine TDs.



2013: Appeared in 16 games, starting 14 at fullback and one at running back, hauling in 32 catches for 331 yards and two TDs, and rushing 46 times for 218 yards and two TDs...Was selected to the 2014 Pro Bowl, his second Pro Bowl bid...Was named a second-team All-Pro...**(9/8) at Ind:** Started at fullback and hauled in one reception for nine yards...**(9/15) vs. Jac:** Carried twice for 15 yards with an 11-yard TD run...His TD rush kicked off the scoring for the Raiders, as he finished off the team's first drive with the score...**(9/23) at Den:** Hauled in a season-high four passes for 45 yards, including a 16-yard TD from RB Darren McFadden...**(10/6) vs. SD:** Started at fullback, and also saw action at running back, totaling 57 total yards (32 rushing and 25 receiving)...**(10/13) at KC:** Posted one catch for nine yards...**(10/27) vs. Pit:** Rushed three times for 10 yards...**(11/3) vs. Phi:** Recorded two receptions for 22 yards...**(11/10) at NYG:** Hauled in three receptions for 30 yards, including a 16-yarder in the third quarter...**(11/17) at Hou:** Rushed four times for six yards and hauled in two receptions for 17 yards in the victory...**(11/24) vs. Ten:** Rushed five times for 14 yards and posted four receptions for 44 yards and one TD...Recorded a 27-yard TD reception from QB Matt McGloin late in the fourth quarter to give the Raiders the lead...**(11/28) at Dal:** Caught two passes for five yards...**(12/8) at NYI:** Made his first start of the season at running back...Registered his best game of the season, totaling 161 yards (123 rushing and 38 receiving)...Posted a 63-yard TD run on the second play of the second half...The 63-yarder was also the longest rush of his career...**(12/15) vs. KC:** Hauled in two passes for 52 yards, including a season-long 45-yarder in the first quarter...Ran once for 22 yards and completed the first pass of his career, a 22-yarder on a fake punt to CB Chimdi Chekwa, giving the Raiders a first down...**(12/22) at SD:** Recorded four catches for 26 yards...**(12/29) vs. Den:** Posted one reception for 11 yards.

2012: Played in all 16 games with 14 starts, 10 at fullback and four at running back...A second-team All-Pro (ProFootballFocus.com, CBS) and was named to his first Pro Bowl...Averaged 4.6 yards per carry (59 attempts, 271 yards), and finished second on the team with 52 catches...Added 496 receiving yards (9.5 avg.) and one TD reception...Led the NFL in yards per catch amongst running backs...Also returned one kickoff for 36 yards...**(9/23) vs. Pit.:** As an upback, returned the opening kickoff 36 yards, a career long...**(9/30) at Den.:** Led team with five receptions, including a 31-yard pass in the first quarter...**(11/4) vs. TB:** Served as the team's primary running back and established career highs with eight receptions and 95 receiving yards, including a 13-yard TD...**(11/11) at Bal.:** Due to injuries, made his first NFL start at running back...Posted 13 carries for 48 yards (3.7 avg.) and led the team with seven catches...**(11/18) vs. NO:** Started at running back and recorded 19 carries and 103 rushing yards...Added 90 receiving yards...Totalled 193 yards from scrimmage...**(11/25) at Cin.:** Made his third straight start at running back, averaging 4.9 yards on 15 attempts...**(12/2) vs. Cle.:** Averaged 5.1 yards on seven carries...**(12/16) vs. KC:** Helped pave the way for 203 rushing yards in 15-0 win.

2011: Saw action in 12 games with six starts in second full pro season...Named a Pro Bowl alternate...Ranked fifth on team with 27 receptions, for 301 yards with two TDs...Also rushed 17 times for 112 yards...Missed four games due to ankle injury...**(9/12) at Den.:** Hauled in three passes for 23 yards, including a 3-yard TD from QB Jason Campbell...**(11/6) vs. Den.:** Returned to action after missing four games with an ankle injury and caught three passes for a season-high 51 yards, including a 40-yard TD from QB Carson Palmer...**(11/20) at Min.:** Rushed six times for a career-high 45 yards...**(12/27) vs. Chi.:** In 25-20 win, established a then-career high with team-leading five receptions, for 92 yards...Took a short pass from Palmer and scampered 47 yards to set up a FG in the second quarter...Added 11- and 29-yard receptions on the third quarter's opening drive that culminated in a FG...**(12/4) at Mia.:** Hauled in a 38-yard pass on a fourth-quarter TD drive.

2010: Played in 16 games with 10 starts...Tied for fifth on team with 25 receptions, for 333 yards (13.3 avg.) and three TDs...Rushed 30 times for 122 yards (4.1 avg.) with one TD...**(9/12) at Ten.:** Made first career start, opening season in backfield at fullback...**(9/19) vs. StL:** Registered initial three carries of career, for nine yards...Added two receptions for 21 yards, including a 19-yard catch...**(10/3) vs. Hou.:** Scored first career TD, a 13-yard reception from QB Bruce Gradkowski, the first TD by a Raiders fullback since FB Justin Griffith caught a 2-yard TD in 2008...**(10/24) at Den.:** Set then-career highs in carries (seven) and rushing yards (39), with one TD...Scored first career rushing TD, a 1-yard run in third quarter...Set up a third-quarter score with a 19-yard reception...**(10/31) vs. Sea.:** Established a career high with 90 receiving yards, on three catches...Scored on a 30-yard pass from QB Jason Campbell in second quarter...Added a 51-yard catch-and-run in the quarter...Also had a then-career-long 31-yard run in fourth quarter to set up a Raiders TD...**(12/12) at Jac.:** Set a then-career high with four receptions, for 48 yards...**(12/19) vs. Den.:** In final quarter, caught career-long 73-yard TD, fifth longest by an offensive back in Raiders history...Reception was also the Raiders' longest reception of the season.

2009: Saw first action as a pro after spending majority of season on practice squad...Signed to active roster on Dec. 25...Caught two passes for 20 yards in two games...Also returned three kickoffs for 58 yards...**(12/27) at Cle.:** Made NFL debut, at fullback and on special teams...Had first career reception, a 9-yard gain in the fourth quarter from QB Bruce Gradkowski...Returned two kickoffs for 46 yards...**(1/3/10) vs. Bal.:** Registered one reception for 11 yards...Returned one kickoff for 12 yards.

2008: Originally signed with the Miami Dolphins as an undrafted free agent...After being released from Miami, participated in Raiders' rookie mini-camp...Waived at the end of preseason...Spent majority of regular season on Raiders' practice squad...Signed to active roster on Dec. 26...**(12/28) at TB:** Inactive for season finale.

COLLEGE: Played two years as a wide receiver at Washington after transferring from El Camino Community College in Torrance, Calif...Had 48 career receptions for 980 yards and nine TDs...Started all 13 games as a senior and earned team award for most improved offensive player...Set Washington record in 2007 for longest play from scrimmage with a 98-yard TD reception, against Arizona...Finished season with 39 receptions for 761 yards and eight TDs...Played in 11-of-12 games as a junior...Totalled nine receptions for 219 yards and one TD...At El Camino Community College, led Warriors to 11-1 record and berth in California state semifinals...Ranked No. 2 receiver and No. 24 nationally by Rivals.com...In first collegiate season, at Chaffey Junior College in Rancho Cucamonga, Calif., recorded 25 receptions for 600 yards and seven TDs...Majored in American ethnic studies.

PERSONAL: Attended Hesperia (Calif.) High School...First-team all-league performer in football, basketball and track...Had 41 receptions for 989 yards and 11 TDs in his senior season...Worked with the Marcel Reece Foundation Youth Football Camp of Hesperia, Calif. ...During December 2011, he volunteered his time with Toys For Tots at the Raider Image of Southland Mall in Hayward, Calif. ...Volunteered with the Alameda County Food Bank in November of 2011...Lended a hand at youth football's Football 101 in July 2012...Volunteered at the NFL's Play 60 "Super School" event in November 2012...Participated in the non-profit NFL Live United "Tweet Up" in May 2013.

ADDITIONAL STATISTICS: Special teams tackles – 5 in 2014. Miscellaneous tackles – 1 in 2010; 2 in 2012, 1 in 2013; NFL totals: 4. PASSING: Attempts – 1 in 2013. Completions – 1 in 2013. Yards – 22 in 2013. Kickoff returns – 3 in 2009, 1 in 2010, 1 in 2012; NFL totals: 5. Kickoff return yards – 58 in 2009, 7 in 2010, 36 in 2012; NFL totals: 101.

SINGLE-GAME HIGHS: RUSHING: Attempts – 19, two times; last: 12/8/13 at NYJ. Yards – 123, 12/8/13 at NYJ. Long – 63t, 12/8/13 at NYJ. Touchdowns – 1, three times; last: 12/8/13 at NYJ. RECEIVING: Receptions – 8, 11/4/12 vs. TB. Yards – 95, 11/4/12 vs. TB. Long – 73t, 12/19/10 vs. Den. Touchdowns – 1, nine times; last: 12/7/14 vs. SF.

MARCEL REECE'S CAREER STATISTICS

Year	Team	GP	GS	RUSHING					RECEIVING					TOTAL OFFENSE
				Att.	Yds	Avg.	Lg	TD	Rec.	Yds	Avg.	Lg	TD	
2009	Oakland	2	0	0	0	-	-	0	2	20	10.0	11	0	20
2010	Oakland	16	10	30	122	4.1	31	1	25	333	13.3	73t	3	455
2011	Oakland	12	6	17	112	6.6	26	0	27	301	11.1	47	2	413
2012	Oakland	16	14	59	271	4.6	17	0	52	496	9.5	56	1	767
2013	Oakland	16	15	46	218	4.7	63t	2	32	331	10.3	45	2	549
2014	Oakland	15	15	21	85	4.0	11	0	37	265	7.2	19	1	350
Totals		77	60	173	808	4.7	63t	3	175	1,746	10.0	73t	9	2,554

MARCEL REEGE GAME-BY-GAME**2014, OAKLAND**

Date	Opp.	GP	GS	RUSHING					RECEIVING					TOTAL OFFENSE
				Att.	Yds	Avg.	Lg	TD	Rec.	Yds	Avg.	Lg	TD	
9/7	at NYJ-L	1	1	1	0	0.0	0	0	2	1	0.5	1	0	1
9/14	Hou-L	1	1	0	0	-	-	0	1	11	11.0	11	0	11
9/21	at NE-L	1	1	1	7	7.0	7	0	3	19	6.3	12	0	26
9/28	Mia-L	1	1	0	0	-	-	0	1	5	5.0	5	0	5
10/12	SD-L	1	1	1	2	2.0	2	0	1	11	11.0	11	0	13
10/19	Ari-L			(INACTIVE - QUAD)										
10/26	at Cle-L	1	1	0	0	-	-	0	5	34	6.8	19	0	34
11/2	at Sea-L	1	1	1	10	10.0	10	0	1	12	12.0	12	0	22
11/9	Den-L	1	1	1	3	3.0	3	0	2	6	3.0	6	0	9
11/16	at SD-L	1	1	1	1	1.0	1	0	2	-4	-2.0	0	0	-3
11/20	KC-W	1	1	8	37	4.6	9	0	1	8	8.0	8	0	45
11/30	at StL-L	1	1	4	12	3.0	8	0	6	48	8.0	13	0	60
12/7	SF-W	1	1	2	2	1.0	3	0	7	64	9.1	14	1	66
12/14	at KC-L	1	1	0	0	-	-	0	0	0	-	-	0	0
12/21	Buf-W	1	1	0	0	-	-	0	2	20	10.0	16	0	20
12/28	at Den-L	1	1	1	11	11.0	11	0	3	30	10.0	14	0	41
Totals		15	15	21	85	4.0	11	0	37	265	7.2	19	1	350

2013, OAKLAND

Date	Opp.	GP	GS	RUSHING					RECEIVING					TOTAL OFFENSE
				Att.	Yds	Avg.	Lg	TD	Rec.	Yds	Avg.	Lg	TD	
9/8	at Ind-L	1	1	0	0	-	-	0	1	9	9.0	9	0	9
9/15	Jac-W	1	1	2	15	7.5	30	1	0	0	-	-	0	15
9/23	at Den-L	1	1	0	0	-	-	0	4	45	11.3	19	1	45
9/29	Was-L	1	1	0	0	-	-	0	1	-2	-2.0	-2	0	-2
10/6	SD-W	1	1	7	32	4.6	14	0	3	25	8.3	9	0	57
10/13	at KC-L	1	1	0	0	-	-	0	1	9	9.0	9	0	9
10/27	Pit-W	1	1	3	10	3.3	19	0	0	0	-	-	0	10
11/3	Phi-L	1	1	1	0	0.0	5	0	2	22	11.0	16	0	22
11/10	at NYG-L	1	0	0	0	-	-	0	3	30	10.0	16	0	30
11/17	at Hou-W	1	1	4	6	1.5	2	0	2	17	8.5	20	0	23
11/24	Ten-L	1	1	5	14	2.8	5	0	4	44	11.0	27t	1	58
11/28	at Dal-L	1	1	0	0	-	-	0	2	5	2.5	5	0	5
12/8	at NYJ-L	1	1	19	123	6.5	63t	1	2	38	19.0	26	0	161
12/15	KC-L	1	1	5	18	3.6	8	0	2	52	26.0	45	0	70
12/22	at SD-L	1	1	0	0	-	-	0	4	26	6.5	14	0	26
12/29	Den-L	1	1	0	0	-	-	0	1	11	11.0	11	0	11
Totals		16	15	46	218	4.7	63t	2	32	331	10.3	45	2	549

2012, OAKLAND

Date	Opp.	GP	GS	RUSHING					RECEIVING					TOTAL OFFENSE
				Att.	Yds	Avg.	Lg	TD	Rec.	Yds	Avg.	Lg	TD	
9/10	SD-L	1	1	1	0	0.0	8	0	2	20	10.0	15	0	20
9/16	at Mia-L	1	0	0	0	-	-	0	2	17	8.5	14	0	17
9/23	Pit-W	1	1	0	0	-	-	0	4	27	6.8	10	0	27
9/30	at Den-L	1	1	0	0	-	-	0	5	54	10.8	31	0	54
10/14	at Atl-L	1	1	0	0	-	-	0	1	1	1.0	1	0	1
10/21	Jac-W	1	0	0	0	-	-	0	4	58	14.5	35	0	58
10/28	at KC-W	1	1	0	0	-	-	0	0	0	-	-	0	0
11/4	TB-L	1	1	0	0	-	-	0	8	95	11.9	26	1	95
11/11	at Bal-L	1	1	13	48	3.7	9	0	7	56	8.0	24	0	104
11/18	NO-L	1	1	19	103	5.4	17	0	4	90	22.5	56	0	193
11/25	at Cin-L	1	1	15	74	4.9	15	0	4	29	7.25	11	0	103
12/2	Cle-L	1	1	7	36	5.1	12	0	5	20	4.0	11	0	56
12/6	Den-L	1	1	4	10	2.5	5	0	1	5	5.0	5	0	15
12/16	KC-W	1	1	0	0	-	-	0	1	6	6.0	6	0	6
12/23	at Car-L	1	1	0	0	-	-	0	4	18	4.5	19	0	18
12/30	at SD-L	1	1	0	0	-	-	0	0	0	-	-	0	0
Totals		16	14	59	271	4.6	17	0	52	496	9.5	56	1	767

MARCEL REEGE GAME BY GAME**2011, OAKLAND**


Date	Opp.	GP	GS	Att.	RUSHING				Rec.	RECEIVING				TOTAL OFFENSE
					Yds	Avg.	Lg	TD		Yds	Avg.	Lg	TD	
9/12	at Den-W	1	1	1	11	11.0	11	0	3	23	7.7	16	1	34
9/18	at Buf-L	1	1	1	4	4.0	4	0	3	20	6.7	12	0	24
9/25	NYJ-W	1	0	0	0	-	-	0	0	0	-	-	0	0
10/2	NE-L				(INACTIVE - ANKLE)									
10/9	at Hou-W				(INACTIVE - ANKLE)									
10/16	Cle-W				(INACTIVE - ANKLE)									
10/23	KC-L				(INACTIVE - ANKLE)									
11/6	Den-L	1	0	0	0	-	-	0	3	51	17.0	40	1	51
11/10	at SD-W	1	1	1	3	3.0	3	0	0	0	-	-	0	3
11/20	at Min-W	1	0	6	45	7.5	20	0	2	16	8.0	12	0	61
11/27	Chi-W	1	1	2	0	0.0	3	0	5	92	18.4	47	0	92
12/4	at Mia-W	1	1	1	10	10.0	10	0	1	38	38.0	38	0	48
12/11	at GB-L	1	0	2	12	6.0	9	0	4	7	1.8	12	0	19
12/18	Det-L	1	0	1	26	26.0	26	0	3	16	5.3	18	0	42
12/24	at KC-W	1	1	2	1	0.5	1	0	1	10	10.0	10	0	11
1/1/12	SD-L	1	0	0	0	-	-	0	2	28	14.0	22	0	28
Totals		12	6	17	112	6.6	26	0	27	301	11.1	47	2	413

2010, OAKLAND

Date	Opp.	GP	GS	Att.	RUSHING				Rec.	RECEIVING				TOTAL OFFENSE
					Yds	Avg.	Lg	TD		Yds	Avg.	Lg	TD	
9/12	at Ten-L	1	1	0	0	-	-	0	0	0	-	-	0	0
9/19	StL-W	1	1	3	9	3.0	5	0	2	21	10.5	19	0	30
9/26	at Ari-L	1	1	1	2	2.0	2	0	2	2	1.0	6	0	4
10/3	Hou-L	1	1	2	7	3.5	6	0	1	13	13.0	13t	1	20
10/10	SD-W	1	1	0	0	-	-	0	2	7	3.5	4	0	7
10/17	at SF-L	1	1	1	2	2.0	2	0	0	0	-	-	0	2
10/24	at Den-W	1	1	7	39	5.6	14	1	1	19	19.0	19	0	58
10/31	Sea-W	1	1	2	32	16.0	31	0	3	90	30.0	51	1	122
11/7	KC-W	1	1	1	4	4.0	4	0	2	8	4.0	7	0	12
11/21	at Pit-L	1	1	1	2	2.0	2	0	0	0	-	-	0	2
11/28	Mia-L	1	1	1	-2	-2.0	-2	0	1	2	2.0	2	0	0
12/5	at SD-W	1	0	1	5	5.0	5	0	3	42	14.0	22	0	47
12/12	at Jac-L	1	0	2	3	1.5	2	0	4	48	12.0	13	0	51
12/19	Den-W	1	0	3	9	3.0	4	0	2	79	39.5	73t	1	88
12/26	Ind-L	1	1	3	6	2.0	4	0	2	2	1.0	2	0	8
1/2/11	at KC-W	1	1	2	4	2.0	3	0	0	0	-	-	0	4
Totals		16	13	30	122	4.1	31	1	25	333	13.3	73t	3	455

2009, OAKLAND

Date	Opp.	GP	GS	Att.	RUSHING				Rec.	RECEIVING				TOTAL OFFENSE
					Yds	Avg.	Lg	TD		Yds	Avg.	Lg	TD	
9/14	SD-L				(PRACTICE SQUAD)									
9/20	at KC-W				(PRACTICE SQUAD)									
9/27	Den-L				(PRACTICE SQUAD)									
10/4	at Hou-L				(PRACTICE SQUAD)									
10/11	at NYG-L				(PRACTICE SQUAD)									
10/18	Phi-W				(PRACTICE SQUAD)									
10/25	NYJ-L				(PRACTICE SQUAD)									
11/1	at SD-L				(PRACTICE SQUAD)									
11/15	KC-L				(PRACTICE SQUAD)									
11/22	Cin-W				(PRACTICE SQUAD)									
11/26	at Dal-L				(PRACTICE SQUAD)									
12/6	at Pit-W				(PRACTICE SQUAD)									
12/13	Was-L				(PRACTICE SQUAD)									
12/20	at Den-W				(PRACTICE SQUAD)									
12/27	at Cle-L	1	0	0	0	-	-	0	1	9	9.0	9	0	9
1/3/10	Bal-L	1	0	0	0	-	-	0	1	11	11.0	11	0	11
Totals		2	0	0	0	-	-	0	2	20	10.0	11	0	20



Trent RICHARDSON

33

RUNNING BACK | 5-9 | 230 | ALABAMA
ACQUIRED: FA-'15 | NFL EXP.: 4 | RAIDERS EXP.: 1
HOMETOWN: PENSACOLA, FLA.
BORN: 07/10/90

TRANSACTIONS: Selected by Cleveland Browns in the first round (third overall) of the 2012 NFL Draft, April 26, 2012...Acquired via trade by Indianapolis Colts from Browns, Sept. 18, 2013...Waived by Colts, March 12, 2015...Signed by Oakland Raiders as a free agent, March 17, 2015.

CAREER: Veteran running back enters his first season with the Silver and Black following stints with the Cleveland Browns and Indianapolis Colts...Has totaled 614 carries for 2,032 yards (3.3 avg.) and 17 TDs, and 113 receptions for 912 yards (8.1 avg.) and two TDs...Led the Colts in rushing attempts and yards in 2014...Named to USA Today's All-Joe Team in 2012...Set Browns rookie records in rushing yards (950), rushing TDs (11), scrimmage yards (1,317) and total TDs (12).

2014 (with Ind.): Appeared in 15 games with 12 starts in his first full season in Indianapolis...Totaled 519 rushing yards on 159 carries (3.3 avg.) and three TDs...Added 27 receptions for 229 yards (8.5 avg.)...Led the team in rushing attempts and yards...Eclipsed 2,000 career rushing yards...(9/7) at Den.: Finished with six carries for 20 yards and three receptions for 31 yards in the season opener...(9/15) vs. Phi.: Posted his highest rushing total as a member of the Colts, netting 79 yards on 21 carries...Added one reception for 16 yards...(9/21) at Jac.: Totaled 14 carries for 57 yards (4.1 avg.)...Also contributed three receptions for 23 yards...(9/28) vs. Ten.: Tallied 99 total yards from scrimmage...Led the Colts in rushing with 20 carries for 47 yards and one TD...The rushing TD was the 15th of his career...(10/5) vs. Bal.: Totaled nine rushes for 37 yards (4.1 avg.) and added four receptions for 10 yards in the victory...(10/9) at Hou.: Led the team with 17 carries for 41 yards and his second TD of the season in the victory...(10/19) vs. Cin.: Led the team with 77 yards on 14 carries and contributed four receptions for 41 yards with a long catch of 20 yards...The rushing total was his second highest of the season...(11/3) at NYG: Totaled seven carries for 33 yards and added two receptions for nine yards...(11/23) vs. Jac.: Posted 13 carries for 42 yards and his third TD of the season...(12/14) vs. Hou.: Totaled nine rushes for 32 yards and caught two passes for nine yards with a long of 16 yards...Topped the 2,000-yard rushing plateau for his career.

AT A GLANCE

- Led the Colts in rushing attempts (159) and yards (519) in 2014.
- Named to USA Today's All-Joe Team in 2012.
- Set Browns rookie records in rushing yards (950), rushing TDs (11), scrimmage yards (1,317) and total TDs (12).
- Named a Heisman Trophy finalist and was awarded the Doak Walker Award as a junior in 2011 at Alabama.
- Helped the Crimson Tide capture the 2009 and 2011 BCS National Championships.

2013 (with Cle. and Ind.): Started 10-of-16 games for the Browns and Colts...Was traded to Indianapolis on Sept. 18...Played the first two games of the regular season with Cleveland before joining the Colts prior to Week 3...Finished the season with 188 carries for 563 yards and three TDs to go along with 35 receptions for 316 yards and one score...(9/8) vs. Mia.: Rushed for 47 yards on 13 carries and caught two passes for 30 yards...(9/15) at Bal.: Rushed for 58 yards on 18 carries and caught five passes for 21 yards...(9/22) at SF: Tallied 13 carries for 35 yards and one TD in his Colts debut...First carry was a 1-yard TD in the first quarter...Became first Colts player since 1987 to score a TD on his first rushing attempt with the team...(9/29) at Jac.: Made his first career start with Indianapolis and scored his second TD in as many games on a 1-yard carry in the second quarter...Finished with 20 carries for 60 yards and one score while adding one reception for six yards...(10/6) vs. Sea.: Led the team in rushing with 18 carries for 56 yards in the team's victory...(12/8) at Cin.: Tallied 20 rushing yards and finished second on the team in receiving with five catches for a career-high 68 yards...(12/15) vs. Hou.: Set a season high and led the Colts in rushing yards (64)...Also contributed four receptions for 38 yards and one TD...The score was his first receiving TD of the season and the second of his career...(12/29) vs. Jac.: Recorded eight carries for 25 yards and one TD...Added two receptions for 17 yards.

2012 (with Cle.): Started 15 games as a rookie for the Browns and led the team with 950 yards on 267 carries rushing and 11 TDs...Also caught 51 passes for 367 yards and one TD...Named to USA Today's All-Joe Team...His rushing total ranked 10th in the AFC, first among all AFC rookies and was third among NFL rookies...Rushing total set a Browns rookie record, surpassing the previous mark of 942 yards set by RB Jim Brown in 1957...Ranked second on the team with 51 receptions, third among AFC running backs and seventh among NFL running backs...His reception total also ranked third among NFL rookies, trailing only WRs Kendall Wright (64) and Justin Blackmon (64)...Recorded 1,317 total yards, which ranked third among NFL rookies and set a Browns single-season rookie record...Tied for second among all NFL rookies in total TDs (12), trailing only RB Alfred Morris (13)...His 11 rushing TDs marked the most ever by a Browns rookie, surpassing the previous mark of nine by Brown in 1957...Had three 100-yard rushing games, which tied for the most by a Browns rookie, along with RB William Green (2002)...(9/16) at Cin.: Registered his first career 100-yard rushing performance and first career TD...Rushed for 109 yards and one TD and hauled in four passes for 36 yards and a score...Voted the Pepsi MAX Rookie of the Week for his performance...(10/28) vs. SD: Rushed for a career-high 122 yards with a 26-yard TD...His 122 rushing yards marked the most by a Browns rookie since 2003...(11/4) vs. Bal.: Rushed for 105 yards on 25 attempts and caught a team-high six passes totaling 31 yards...(12/9) vs. KC: Posted two rushing TDs and 42 rushing yards...(12/16) vs. Was.: Totaled two rushing TDs and 28 rushing yards.

COLLEGE: Appeared in 38 games over three seasons at Alabama (2009-11)...Totaled 3,130 career rushing yards on 540 attempts (5.8 avg.) with 35 TDs...Added 68 receptions for 730 yards and seven TDs...Also returned 28 kickoffs for 720 yards (25.7 avg.) and one TD...Left school among the Crimson Tide career leaders in rushing yards per attempt (second), 100-yard rushing performances (second), rushing TDs (third) and rushing yards (fifth)...Helped the school capture the BCS National Championship in 2009 and 2011...As a junior in 2011, set Alabama single-season records for rushing yards (1,679), rushing TDs (21) and all-purpose yards (2,083), while tying a school record with 144 points and 24 total TDs...Ranked third on the team with 29 receptions for 338 yards and three TDs...Named a Heisman Trophy finalist and was awarded the Doak Walker Award, given annually to the nation's most outstanding running back...Named the Southeastern Conference Offensive Player of the Year and earned unanimous first-team All-SEC honors...As a sophomore in 2010, totaled 112 rushing attempts for 700 yards with six TDs...Added 23 receptions for 266 yards and four TDs...As a freshman in 2009, recorded 751 rushing yards on 145 attempts with eight TDs and 16 receptions for 126 yards...Majored in general studies.

2015 VETERANS

PERSONAL: Attended Escambia High School in Pensacola, Fla. ...Finished his senior season with 225 carries for 2,090 rushing yards and 26 TDs...Eclipsed the 400-yard single-game rushing plateau twice, including a school-record 419 yards on 26 carries... Also competed in track and captured the state's weightlifting championship (219-pound class).

ADDITIONAL STATISTICS: Miscellaneous tackles – 1 in 2014.

SINGLE-GAME HIGHS: RUSHING: Attempts – 29, 11/25/12 vs. Pit. Yards – 122, 10/28/12 vs. SD. Long – 32t, 9/16/12 at Cin. Touchdowns – 2, two times; last: 12/16/12 vs. Was. RECEIVING: Receptions – 6, two times; last: 11/4/12 vs. Bal. Yards – 68, 12/8/13 at Cin. Long – 27, 11/18/12 at Dal. Touchdowns – 1, two times; last: 12/15/13 vs. Hou.

TRENT RICHARDSON'S CAREER STATISTICS

Year	Team	GP	GS	RUSHING					RECEIVING					TOTAL OFFENSE
				Att.	Yds	Avg.	Lg	TD	Rec.	Yds	Avg.	Lg	TD	
2012	Cleveland	15	15	267	950	3.6	32t	11	51	367	7.2	27	1	1,317
2013	Cle./Ind.	16	10	188	563	3.0	22	3	35	316	9.0	24	1	879
2014	Indianapolis	15	12	159	519	3.3	27	3	27	229	8.5	24	0	748
Totals		46	37	614	2,032	3.3	32t	17	113	912	8.1	27	2	2,944
POSTSEASON														
2013	Indianapolis	2	0	4	1	0.3	2	0	0	0	-	-	0	1
2014	Indianapolis	1	0	0	0	-	-	0	0	0	-	-	0	0
Totals		3	0	4	1	0.3	2	0	0	0	-	-	0	1

TRENT RICHARDSON GAME-BY-GAME

2014, INDIANAPOLIS

Date	Opp.	GP	GS	RUSHING					RECEIVING					TOTAL OFFENSE
				Att.	Yds	Avg.	Lg	TD	Rec.	Yds	Avg.	Lg	TD	
9/7	at Den-L	1	1	6	20	3.3	7	0	3	31	10.3	16	0	51
9/15	Phi-L	1	1	21	79	3.8	15	0	1	16	16.0	16	0	95
9/21	at Jac-W	1	1	14	57	4.1	27	0	3	23	7.7	15	0	80
9/28	Ten-W	1	1	20	47	2.4	10	1	4	52	13.0	24	0	99
10/5	Bal-W	1	1	9	37	4.1	14	0	4	10	2.5	6	0	47
10/9	at Hou-W	1	1	17	41	2.4	9	1	0	0	-	0	0	41
10/19	Cin-W	1	1	14	77	5.5	11	0	4	41	10.3	20	0	118
10/26	at Pit-L			(INACTIVE - HAMSTRING)										
11/3	at NYG-W	1	1	7	33	4.7	9	0	2	9	4.5	6	0	42
11/16	NE-L	1	1	6	0	0.0	2	0	1	21	21.0	21	0	21
11/23	Jac-W	1	0	13	42	3.2	12	1	0	0	-	0	0	42
11/30	Was-W	1	1	8	12	1.5	3	0	0	0	-	0	0	12
12/7	at Cle-W	1	1	7	30	4.3	8	0	0	0	-	0	0	30
12/14	Hou-W	1	1	9	32	3.6	9	0	2	9	4.5	16	0	41
12/21	at Dal-L	1	0	2	1	0.5	3	0	2	8	4.0	9	0	9
12/28	at Ten-W	1	0	6	11	1.8	4	0	1	9	9.0	9	0	20
Totals		15	12	159	519	3.3	27	3	27	229	8.5	24	0	748
POSTSEASON														
1/4	Cin-W	1	0	0	0	-	-	0	0	0	-	0	0	0
1/11	at Den-W			(INACTIVE)										
1/18	at NE-L			(INACTIVE)										
Totals		1	0	0	0	-	-	0	0	0	-	-	0	0

TRENT RICHARDSON GAME-BY-GAME

2013, CLEVELAND/INDIANAPOLIS

Date	Opp.	GP	GS	RUSHING					RECEIVING					TOTAL OFFENSE
				Att.	Yds	Avg.	Lg	TD	Rec.	Yds	Avg.	Lg	TD	
*9/8	Mia-L	1	1	13	47	3.6	10	0	2	30	15.0	18	0	77
*9/15	at Bal-L	1	1	18	58	3.2	9	0	5	21	4.2	9	0	79
9/22	at SF-W	1	0	13	35	2.7	7	1	0	0	-	0	0	35
9/29	at Jac-W	1	1	20	60	3.0	12	1	1	6	6.0	6	0	66
10/6	Sea-W	1	1	18	56	3.1	16	0	0	0	-	0	0	56
10/14	at SD-L	1	1	10	40	4.0	12	0	1	13	13.0	13	0	53
10/20	Den-W	1	1	14	37	2.6	8	0	0	0	-	0	0	37
11/3	at Hou-W	1	1	8	20	2.5	7	0	2	33	16.5	24	0	53
11/10	StL-L	1	1	5	2	0.4	5	0	3	33	11.0	20	0	35
11/14	at Ten-W	1	1	8	22	2.8	7	0	5	31	6.2	14	0	53
11/24	at Ari-L	1	1	7	15	2.1	8	0	2	11	5.5	8	0	26
12/1	Ten-W	1	0	5	19	3.8	11	0	0	0	-	0	0	19
12/8	at Cin-L	1	0	6	20	3.3	8	0	5	68	13.6	22	0	88
12/15	Hou-W	1	0	19	64	3.4	22	0	4	38	9.5	18	1	102
12/22	at KC-W	1	0	16	43	2.7	6	0	3	15	5.0	9	0	58
12/29	Jac-W	1	0	8	25	3.1	9	1	2	17	8.5	11	0	42
Totals		16	10	188	563	3.0	22	3	35	316	9.0	24	1	879
POSTSEASON														
1/4/14	KC-W	1	0	1	0	0.0	-	0	0	0	-	-	0	0
1/11/14	at NE-L	1	0	3	1	0.3	2	0	0	0	-	-	0	1
Totals		2	0	4	1	0.3	2	0	0	0	-	-	0	1

*denotes with Cleveland

2012, CLEVELAND

Date	Opp.	GP	GS	RUSHING					RECEIVING					TOTAL OFFENSE
				Att.	Yds	Avg.	Lg	TD	Rec.	Yds	Avg.	Lg	TD	
9/9	Phi-L	1	1	19	39	2.1	9	0	1	5	5.0	5	0	44
9/16	at Cin-L	1	1	19	109	5.7	32t	1	4	36	9.0	23t	1	145
9/23	Buf-L	1	1	12	27	2.3	6t	1	6	24	4.0	10	0	51
9/27	at Bal-L	1	1	14	47	3.4	7	1	4	57	14.3	20	0	104
10/7	at NYG-L	1	1	17	81	4.8	15t	1	5	47	9.4	22	0	128
10/14	Cin-W	1	1	14	37	2.6	8	0	2	17	8.5	12	0	54
10/21	at Ind-L	1	1	8	8	1.0	5	0	2	11	5.5	9	0	19
10/28	SD-W	1	1	24	122	5.1	26t	1	1	12	12.0	12	0	134
11/4	Bal-L	1	1	25	105	4.2	19	0	6	31	5.2	9	0	136
11/18	at Dal-L	1	1	28	95	3.4	9	0	6	49	8.2	27	0	144
11/25	Pit-W	1	1	29	85	2.9	15t	1	4	27	6.8	18	0	112
12/2	at Oak-W	1	1	20	72	3.6	9	1	3	23	7.7	21	0	95
12/9	KC-W	1	1	18	42	2.3	8	2	1	9	9.0	9	0	51
12/16	Was-L	1	1	11	28	2.5	14	2	3	4	1.3	9	0	32
12/23	at Den-L	1	1	9	53	5.9	14	0	3	15	5.0	6	0	68
12/30	at Pit-L			(INACTIVE - ANKLE)										
Totals		15	15	267	950	3.6	32t	11	51	367	7.2	27	1	1,317



Mychal RIVERA

81

TIGHT END | 6-3 | 245 | TENNESSEE
ACQUIRED: D6c-'13 | NFL EXP.: 3 | RAIDERS EXP.: 3
HOMETOWN: VALENCIA, CALIF.
BORN: 09/08/90

TRANSACTIONS: Selected by Oakland Raiders in the sixth round (184th overall) of the 2013 NFL Draft, April 27, 2013.

CAREER: Young tight end enters his third season with the Raiders after being drafted by the team in 2013...Career totals include 32 games played with 13 starts, 96 receptions for 941 yards (9.8 avg.) and eight TDs...Set career highs in 2014 with 58 receptions and 534 yards in 16 games...Contributed significantly as a rookie in 2013, playing in all 16 games and posting 407 receiving yards on 38 catches.

2014: Played in all 16 games and made 10 starts, setting new career highs with 58 receptions and 534 yards (9.2 avg.) with four TDs...

(9/7) at NYJ: Earned the start at tight end in the season opener...Caught three passes for 31 yards (10.3 avg.)...**(9/14) vs. Hou.:** Started at tight end and caught five passes for 31 yards (6.2 avg.)...**(9/21) at NE:** Posted two receptions for 11 yards (5.5 avg.)...**(9/28) vs. Mia.:** Totaled 10 yards on two receptions (5.0 avg.)...**(10/19) vs. Ari.:** Totaled one catch for 18 yards...Eclipsed the 500-yard mark for his career, becoming just the 15th Raider tight end to reach that milestone...**(10/26) at Cle.:** Led the team with seven receptions and 83 receiving yards (11.9 avg.)...**(11/2) at Sea.:** Set a career high with eight receptions and recorded his first career multi-TD game, catching two 1-yard TD passes...Finished with eight catches for 38 yards (4.8 avg.) and two TDs...**(11/9) vs. Den.:** Led the team with 64 receiving yards on six catches (10.7 avg.) with one TD...**(11/16) at SD:** Finished with three receptions for 40 yards (13.3 avg.), including a season-long 33-yarder...**(12/7) vs. SF:** Posted the first 100-yard performance of his career with 109 yards on seven catches (15.6 avg.) with a long of 27 yards...Marked the first 100-yard receiving game by a Raider tight end since 2012...**(12/14) at KC:** Started and caught seven passes for 39 yards (5.6 avg.)...Eclipsed the 500-yard mark for the season...Fourth game with seven-plus catches on the season, tied for the second most in a single season by a Raiders tight end...**(12/28) at Den.:** Started and caught two passes for 26 yards (13.0 avg.) in the season finale.

2013: Saw action in 16 games at tight end, starting three...Totaled 38 receptions for 407 yards (10.7 avg.) and four TDs...**(9/8) at Ind.:** Made his NFL debut and caught two passes for 26 yards (13.0 avg.)...**(9/15) vs. Jac.:** Hauled in three passes for 32 yards (10.7 avg.) in the victory...**(9/23) at Den.:** Caught two passes for 21 yards (10.5 avg.), including a 20-yard reception on the team's second scoring drive...**(9/29) vs. Was.:** Totaled two catches for 44 yards (22.0 avg.) and a first-quarter TD that put the Raiders up 14-0...Recorded his first NFL TD when he hauled in an 18-yard TD pass from QB Matt Flynn...**(10/6) vs. SD:** Made his first NFL start at tight end, hauling in one catch for five yards...**(10/13) at KC:** Recorded two catches for 10 yards...**(11/3) vs. Phi.:** Led the tight ends with four receptions for 36 yards (9.0 avg.)...**(11/10) at NYG:** Started at tight end and hauled in two receptions for 22 yards (11.0 avg.)...**(11/17) at Hou.:** Hauled in five receptions for 54 yards (10.8 avg.) and a TD...Posted a 26-yard TD reception in the third quarter to give Oakland the lead for good...**(11/28) at Dal.:** Started at tight end and hauled in two catches for 30 yards (15.0 avg.), including a key 22-yarder on a third down to set up a TD in the second quarter...**(12/8) at NYJ:** Hauled in five catches for 21 yards, including a 1-yard TD on fourth down late in the fourth quarter...**(12/15) vs. KC:** Registered three catches for 30 yards (10.0 avg.), including a 14-yard TD in the third quarter...**(12/22) at SD:** Hauled in two receptions for 43 yards (21.5 avg.)...His 37-yard catch set up the Raiders' second-quarter TD drive...**(12/29) vs. Den.:** Posted two catches for 23 yards (11.5 avg.).



COLLEGE: Played three years at Tennessee after transferring from the College of the Canyons in Santa Clarita, Calif. ...Originally attended Oregon...Played in 37 games with 35 starts at Tennessee, totaling 76 receptions for 1,018 yards and six TDs...Became the second tight end in program history to finish his career with over 1,000 receiving yards, ranking second behind Reggie Harper (1,141)...As a senior, ranked third on team with 36 catches for 562 yards and five TDs...Named first-team All-SEC by the conference coaches...Named to the watch list for the John Mackey Award, presented annually to the nation's top tight end...Set school tight end record with 562 receiving yards, snapping the previous mark of 493 yards set by TE Jason Witten in 2002...Hauled in a career-long 62-yard reception at Georgia...Recorded career highs with 10 catches for 129 yards and a 21-yard TD reception vs. Missouri...Started 12 games as a junior, recording 29 catches for 344 yards and one TD...Ranked second on the team in receptions and yards...Started 13 games in first season at Tennessee...Recorded 11 receptions for 112 yards...Totaled three receptions for 29 yards at Memphis...Caught 32 passes for 316 yards and three TDs in 11 games at College of the Canyons...Ranked second on team in receiving...Majored in communication studies.

PERSONAL: Attended Birmingham High School in Van Nuys, Calif. ...Ranked as the No. 39 tight end and No. 94 overall prospect in California as a senior by Rivals.com...Rated the No. 76 overall prospect by Scout.com...Totalled 21 receptions for 210 yards with three TDs as a senior...Helped team win league title with a 13-1 record, as well as a fourth-place state ranking.

ADDITIONAL STATISTICS: Special teams tackles – 2 in 2013, 1 in 2014; NFL totals: 3. Special teams fumble recoveries – 1 in 2013. Miscellaneous tackles – 1 in 2013, 1 in 2014; NFL totals: 2. Kickoff returns – 1 in 2013. Kickoff return yards – 3 in 2013.

SINGLE-GAME HIGHS: RECEIVING: Receptions – 8, 11/2/14 at Sea. Yards – 109, 12/7/14 vs. SF. Long – 37, 12/22/13 at SD. Touchdowns – 2, 11/2/14 at Sea.

MYCHAL RIVERA'S CAREER STATISTICS

Year	Team	GP	GS	RECEIVING					RUSHING				
				Rec.	Yds	Avg.	Lg	TD	Att.	Yds	Avg.	Lg	TD
2013	Oakland	16	3	38	407	10.7	37	4	0	0	-	-	0
2014	Oakland	16	10	58	534	9.2	33	4	0	0	-	-	0
Totals		32	13	96	941	9.8	37	8	0	0	-	-	0


MYCHAL RIVERA GAME-BY-GAME

2014, OAKLAND

Date	Opp.	GP	GS	RECEIVING				
				Rec.	Yds	Avg.	Lg	TD
9/7	at NYJ-L	1	1	3	31	10.3	13	0
9/14	Hou-L	1	1	5	31	6.2	10	0
9/21	at NE-L	1	1	2	11	5.5	8	0
9/28	Mia-L	1	1	2	10	5.0	6	0
10/12	SD-L	1	1	0	0	-	-	0
10/19	Ari-L	1	1	1	18	18.0	18	0
10/26	at Cle-L	1	0	7	83	11.9	22	0
11/2	at Sea-L	1	0	8	38	4.8	16	2
11/9	Den-L	1	0	6	64	10.7	25	1
11/16	at SD-L	1	0	3	40	13.3	33	0
11/20	KC-W	1	0	1	8	8.0	8	0
11/30	at StL-L	1	1	3	21	7.0	10	0
12/7	SF-W	1	1	7	109	15.6	27	1
12/14	at KC-L	1	1	7	39	5.6	9	0
12/21	Buf-W	1	0	1	5	5.0	5	0
12/28	at Den-L	1	1	2	26	13.0	14	0
Totals		16	10	58	534	9.2	33	4

2013, OAKLAND

Date	Opp.	GP	GS	RECEIVING				
				Rec.	Yds	Avg.	Lg	TD
9/8	at Ind-L	1	0	2	26	13.0	19	0
9/15	Jac-W	1	0	3	32	10.7	11	0
9/23	at Den-L	1	0	2	21	10.5	20	0
9/29	Was-L	1	0	2	44	22.0	26	1
10/6	SD-W	1	1	1	5	5.0	5	0
10/13	at KC-L	1	0	2	10	5.0	6	0
10/27	Pit-W	1	0	0	0	-	-	0
11/3	Phi-L	1	0	4	36	9.0	12	0
11/10	at NYG-L	1	1	2	22	11.0	16	0
11/17	at Hou-W	1	0	5	54	10.8	26	1
11/24	Ten-L	1	0	1	10	10.0	10	0
11/28	at Dal-L	1	1	2	30	15.0	22	0
12/8	at NYJ-L	1	0	5	21	4.2	11	1
12/15	KC-L	1	0	3	30	10.0	14	1
12/22	at SD-L	1	0	2	43	21.5	37	0
12/29	Den-L	1	0	2	23	11.5	17	0
Totals		16	3	38	407	10.7	37	4



Brandian ROSS

29

SAFETY | 6-1 | 190 | YOUNGSTOWN STATE
ACQUIRED: W-'14 (Mia.) | NFL EXP.: 4 | RAIDERS EXP.: 4
HOMETOWN: MEADOWBROOK, VA.
BORN: 09/28/89

TRANSACTIONS: Signed by Green Bay Packers as an undrafted free agent, July 28, 2011...Waived by Packers, Sept. 3, 2011...Signed by Packers to practice squad, Sept. 4, 2011...Signed by Packers as a reserve/future free agent, Jan. 17, 2012...Waived by Packers, Sept. 10, 2012...Re-signed by Packers to practice squad, Sept. 12, 2012...Signed by Oakland Raiders to active roster, Sept. 19, 2012...Re-signed by Raiders as an exclusive rights free agent, April 15, 2013...Re-signed by Raiders as an exclusive rights free agent, April 21, 2014...Waived by Raiders, Aug. 30, 2014...Claimed via waivers by Miami Dolphins, Aug. 31, 2014...Waived by Dolphins, Sept. 4, 2014...Signed by Dolphins to practice squad, Sept. 6, 2014...Signed by Dolphins to active roster, Sept. 20, 2014...Waived by Dolphins, Sept. 23, 2014...Claimed via waivers by Raiders, Sept. 24.

CAREER: Versatile defensive back returns to the Raiders after playing a major role in the defensive backfield in each of the last two seasons...Career totals include 44 games played with 24 starts, 183 tackles (119 solo), two INTs, 14 passes defended, two sacks and two forced fumbles...Appeared in one game for the Miami Dolphins in 2014...Made 13 starts at strong safety in 2013, ranking fourth on the team in tackles with 101...Appeared primarily on special teams in 2012...Joined the Raiders after spending the entire 2011 season on the Green Bay Packers' practice squad.

2014 (with Mia. and Oak.): Saw action in 13 games with 10 starts after re-joining the Raiders prior to Week 4...Posted 68 tackles (47 solo), two INTs, eight passes defended and one forced fumble...In training camp with the Raiders before being waived and signed by the Miami Dolphins...Claimed via waivers by the Raiders on Sept. 24...**(9/21) vs. KC:** Saw first action of the season with Miami after being added to the active roster from the practice squad...**(9/28) vs. Mia.:** In first game back with Raiders, assisted on a tackle...**(10/12) vs. SD:** Saw action on special teams and defense, notching one solo stop...**(10/26) vs. Ari.:** Played on defense in relief of S Usama Young, who left the game with a knee injury in the third quarter...Posted four solo tackles...**(10/26) at Cle.:** Made first start of the season and recorded four solo tackles...Also notched a pass defended...**(11/2) at Sea.:** Notched eight tackles (four)...**(11/9) vs. Den.:** Moved to nickel cornerback, starting the game in an injury-depleted secondary...Notched eight tackles (five)...**(11/16) at SD:** Posted a season-high 10 tackles (five)...**(11/20) vs. KC:** Made second start of the season at nickel cornerback...Posted five tackles (four) and tied a career high with two passes defended...Knocked away a pass from QB Alex Smith on a third-and-4 play from the Raiders' 5-yard line, saving a TD and forcing a Chiefs FG...**(11/30) at StL.:** Recorded two tackles (one) and broke up two passes, marking the first time he tallied multiple passes defended in consecutive games...**(12/7) vs. SF:** Recorded first career INT, running under a QB Colin Kaepernick pass on the game's first play from scrimmage...Credited with six solo tackles and one pass defended...**(12/14) at KC:** Forced a third-quarter fumble with a hit on TE Travis Kelce, popping the ball directly into the hands of DL C.J. Wilson...Notched five tackles (four)...**(12/21) vs. Buf.:** Recorded his second INT of the season, picking off QB Kyle Orton late in the fourth quarter to help seal a 26-24 win...Racked up five tackles (three) and credited with one pass defended...**(12/28) at Den.:** Recorded nine tackles, including a season-high-tying six solo stops and one pass defended.

2013: Played in a career-high 16 games with 13 starts...Moved into starting role at strong safety following a Week 2 injury to S Tyvon Branch...Ranked fourth on the team with 101 tackles (59 solo)...Credited with two sacks and six passes defended...**(9/15) vs. Jac.:** Recorded a second-quarter sack of QB Chad Henne...Saw significant action due to an injury to Branch...**(9/23) at Den.:** Made second career start...Credited with four tackles (one)...**(9/29) vs. Was.:** Notched nine tackles (four)...**(10/6) vs. SD:** Set a then-career high with 11 tackles (five) and posted one pass defended...**(10/13) at KC:** Notched six tackles (three)...Forced a fumble in the first quarter, stopping RB Knile Davis for no gain and knocking the ball out of bounds...**(10/27) vs. Pit.:** Recorded six tackles (four) and two passes defended...**(11/3) vs. Phi.:** Totaled six tackles (five)...**(11/10) at NYG:** Recorded five tackles (two)...**(11/17) at Hou.:** Posted five tackles (four) and one pass defended...Also credited with a special teams tackle on punt coverage...**(11/28) at Dal.:** Posted six tackles (four)...Credited with a special teams tackle on punt coverage...**(12/8) at NYJ:** Recorded second sack of the season, getting to QB Geno Smith for a 10-yard loss in the second quarter to force a third-and-24 and an eventual punt...Posted five tackles (three)...**(12/15) vs. KC:** Totaled four solo tackles and one pass defended...**(12/22) at SD:** Racked up 11 tackles (six) and one pass defended...**(12/29) vs. Den.:** Recorded a career-high 13 tackles (eight).

AT A GLANCE

- First name is pronounced BRAN-don.
- Played in 14 games, 13 with the Silver and Black, and started 10 contests in 2014 after spending the first three weeks of the season splitting time between the Miami Dolphins' practice squad and active roster.
- Recorded the first two INTs and second forced fumble of his career in 2014, to go along with his two career sacks.
- Played in a career-high 16 games and made 13 starts in 2013, ranking fourth on the team with 101 tackles.
- Played in 45 games with 33 starts for Youngstown State as a safety-turned-cornerback.



2012: Played in 14 games, with one start...Was in on 14 tackles (13 solo), and three more on special teams...Signed by Raiders off Packers' practice squad on Sept. 19...Made the Packers' active roster to begin the 2012 season...(9/23) vs. **Pit.:** Made his NFL debut, playing exclusively on special teams, recording one tackle...(12/16) vs. **KC:** Saw extensive snaps with CB Phillip Adams sidelined in 15-0 win, Oakland's first shutout in 10 years...Helped limit Chiefs to 119 total yards, the fewest allowed by a Raiders defense since 1975...(12/23) at **Car.:** Played most of the last contest at cornerback with Adams sidelined...(12/30) at **SD:** Made his first NFL start and assisted on a third-and-1 stop that forced a fourth-quarter punt.

2011 (with GB): Spent the entire season on Green Bay's practice squad.

COLLEGE: Four-year letterman and three-year starter at Youngstown State...Played in 45 career games with 33 starts for the Penguins...A safety-turned-cornerback, totaled 233 tackles (135), seven INTs, three fumble recoveries and two forced fumbles during his career...Earned second-team All-Missouri Valley Football Conference honors as a senior in 2010 after starting all 11 games and notching 60 tackles (40), and leading the team with three INTs...Was named the MVFC Defensive Player of the Week for his performance in a win vs. Southern Illinois...Was named one of four team captains before the season...Assumed the cornerback position for the first time as a junior in 2009 when injuries at the position necessitated the switch...Started all 11 games and was credited with 47 tackles (33), including one for loss, and two INTs on the season...Started all 11 games as a sophomore in 2008, the first two at free safety and the final nine at strong safety...Led the team with 98 tackles (49), including 4.5 for loss, three passes defended, three quarterback hurries and an INT...Had a career-high 13 tackles in a win at Western Illinois (Nov. 22) in the season finale...Participated as a true freshman in 2007, playing in 11 games as a reserve in the secondary and also on special teams...Posted 18 tackles (13) and an INT as one of six true freshmen on the team to see the field...Became the first player from Youngstown State to sign an NFL contract since 2003.

PERSONAL: Attended Meadowbrook (Va.) High School...Lettered three times as a quarterback, wide receiver, cornerback and safety...Earned first-team All-Central District honors as a defensive back and second-team acclaim as a wide receiver his senior year...Also lettered three times in basketball and track...Attended the annual holiday party for the Families of Children with Cancer in December 2011...Attended various community events throughout 2013, including numerous visits to local hospitals...First name is pronounced BRAN-don.

ADDITIONAL STATISTICS: Special teams tackles – 3 in 2012, 2 in 2013, 1 in 2014; NFL totals: 6.

SINGLE-GAME HIGHS: TACKLES: Total – 13, 12/29/13 vs. Den. Solo – 8, 12/29/13 vs. Den. Interceptions - 1; last: 12/21/14 vs. Buf. Passes defended – 2, three times; last: 11/30/14 at StL. Sacks – 1, two times; last: 12/8/13 at NYJ. Forced fumbles – 1, two times; last: 12/14/14 at KC.

BRANDIAN ROSS' CAREER STATISTICS

Year	Team	GP	GS	TACKLES					Yds	INTERCEPTIONS					FUMBLES		
				Tot.	Solo	Asst.	Sacks			No.	Yds	Lg	TD	PD	FF	FR	Yds
2012	Oakland	14	1	14	13	1	0.0	0.0		0	0	-	0	0	0	0	0
2013	Oakland	16	13	101	59	42	2.0	10.0		0	0	-	0	6	1	0	0
2014	Mia./Oak.	14	10	68	47	21	0.0	0.0		2	7	7	0	8	1	0	0
Totals		44	24	183	119	64	2.0	10		2	7	7	0	14	2	0	0

BRANDIAN ROSS GAME-BY-GAME

2014, OAKLAND

Date	Opp.	GP	GS	TACKLES					Yds	INTERCEPTIONS					FUMBLES		
				Tot.	Solo	Asst.	Sacks			No.	Yds	Lg	TD	PD	FF	FR	Yds
*9/7	NE-W			(PRACTICE SQUAD)													
*9/14	at Buf-L			(PRACTICE SQUAD)													
*9/21	KC-L	1	0	0	0	0	0.0	0	0	0	0	-	0	0	0	0	0
9/28	Mia-L	1	0	1	0	1	0.0	0	0	0	0	-	0	0	0	0	0
10/12	SD-L	1	0	1	1	0	0.0	0	0	0	0	-	0	0	0	0	0
10/19	Ari-L	1	0	4	4	0	0.0	0	0	0	0	-	0	0	0	0	0
10/26	at Cle-L	1	1	4	4	0	0.0	0	0	0	0	-	0	1	0	0	0
11/2	at Sea-L	1	1	8	4	4	0.0	0	0	0	0	-	0	0	0	0	0
11/9	Den-L	1	1	8	5	3	0.0	0	0	0	0	-	0	0	0	0	0
11/16	at SD-L	1	1	10	5	5	0.0	0	0	0	0	-	0	0	0	0	0
11/20	KC-W	1	1	5	4	1	0.0	0	0	0	0	-	0	2	0	0	0
11/30	at StL-L	1	1	2	1	1	0.0	0	0	0	0	-	0	2	0	0	0
12/7	SF-W	1	1	6	6	0	0.0	0	1	0	0	0	0	1	0	0	0
12/14	at KC-L	1	1	5	4	1	0.0	0	0	0	0	-	0	0	1	0	0
12/21	Buf-W	1	1	5	3	2	0.0	0	1	7	7	0	1	0	0	0	0
12/28	at Den-L	1	1	9	6	3	0.0	0	0	0	0	-	0	1	0	0	0
Totals		14	10	68	47	21	0.0	0.0	2	7	7	0	8	1	0	0	0

*denotes with Miami


BRANDIAN ROSS GAME-BY-GAME

2013, OAKLAND

Date	Opp.	GP	GS	TACKLES					Yds	INTERCEPTIONS					FUMBLES		
				Tot.	Solo	Asst.	Sacks			No.	Yds	Lg	TD	PD	FF	FR	Yds
9/8	at Ind-L	1	0	1	1	0	0.0	0.0	0	0	-	0	0	0	0	0	0
9/15	Jac-W	1	0	4	3	1	1.0	0.0	0	0	-	0	0	0	0	0	0
9/23	at Den-L	1	1	4	1	3	0.0	0.0	0	0	-	0	0	0	0	0	0
9/29	Was-L	1	1	9	4	5	0.0	0.0	0	0	-	0	0	0	0	0	0
10/6	SD-W	1	1	11	5	6	0.0	0.0	0	0	-	0	1	0	0	0	0
10/13	at KC-L	1	1	6	3	3	0.0	0.0	0	0	-	0	0	1	0	0	0
10/27	Pit-W	1	1	6	4	2	0.0	0.0	0	0	-	0	2	0	0	0	0
11/3	Phi-L	1	1	6	5	1	0.0	0.0	0	0	-	0	0	0	0	0	0
11/10	at NYG-L	1	1	5	2	3	0.0	0.0	0	0	-	0	0	0	0	0	0
11/17	at Hou-W	1	1	5	4	1	0.0	0.0	0	0	-	0	1	0	0	0	0
11/24	Ten-L	1	1	5	2	3	0.0	0.0	0	0	-	0	0	0	0	0	0
11/28	at Dal-L	1	0	6	4	2	0.0	0.0	0	0	-	0	0	0	0	0	0
12/8	at NYJ-L	1	1	5	3	2	1.0	10.0	0	0	-	0	0	0	0	0	0
12/15	KC-L	1	1	4	4	0	0.0	0.0	0	0	-	0	1	0	0	0	0
12/22	at SD-L	1	1	11	6	5	0.0	0.0	0	0	-	0	1	0	0	0	0
12/29	Den-L	1	1	13	8	5	0.0	0.0	0	0	-	0	0	0	0	0	0
Totals		16	13	101	59	42	2.0	10.0	0	0	-	0	6	1	0	0	0

2012, OAKLAND

Date	Opp.	GP	GS	TACKLES					Yds	INTERCEPTIONS					FUMBLES		
				Tot.	Solo	Asst.	Sacks	No.		Yds	Lg	TD	PD	FF	FR	Yds	
9/10	SD-L																
9/16	at Mia-L																
9/23	Pit-W	1	0	0	0	0	0.0	0.0	0	0	-	0	0	0	0	0	0
9/30	at Den-L	1	0	0	0	0	0.0	0.0	0	0	-	0	0	0	0	0	0
10/14	at Atl-L	1	0	0	0	0	0.0	0.0	0	0	-	0	0	0	0	0	0
10/21	Jac-W	1	0	0	0	0	0.0	0.0	0	0	-	0	0	0	0	0	0
10/28	at KC-W	1	0	0	0	0	0.0	0.0	0	0	-	0	0	0	0	0	0
11/4	TB-L	1	0	0	0	0	0.0	0.0	0	0	-	0	0	0	0	0	0
11/11	at Bal-L	1	0	0	0	0	0.0	0.0	0	0	-	0	0	0	0	0	0
11/18	NO-L	1	0	0	0	0	0.0	0.0	0	0	-	0	0	0	0	0	0
11/25	at Cin-L	1	0	0	0	0	0.0	0.0	0	0	-	0	0	0	0	0	0
12/2	Cle-L	1	0	0	0	0	0.0	0.0	0	0	-	0	0	0	0	0	0
12/6	Den-L	1	0	1	1	0	0.0	0.0	0	0	-	0	0	0	0	0	0
12/16	KC-W	1	0	4	4	0	0.0	0.0	0	0	-	0	0	0	0	0	0
12/23	at Car-L	1	0	5	5	0	0.0	0.0	0	0	-	0	0	0	0	0	0
12/30	at SD-L	1	1	4	3	1	0.0	0.0	0	0	-	0	0	0	0	0	0
Totals		14	1	14	13	1	0.0	0.0	0	0	-	0	0	0	0	0	0



Lee
SMITH

86

TIGHT END | 6-6 | 265 | MARSHALL
ACQUIRED: UFA-'15 (Buf.) | NFL EXP.: 5 | RAIDERS EXP.: 5
HOMETOWN: POWELL, TENN.
BORN: 11/21/87

TRANSACTIONS: Selected by New England Patriots in the fifth round (159th overall) of the 2011 NFL Draft, April 30, 2011... Waived by Patriots, Sept. 3, 2011... Claimed via waivers by Buffalo Bills, Sept. 4, 2011... Signed by Oakland Raiders as an unrestricted free agent, March 11, 2015.

CAREER: Powerful tight end enters his first season with Oakland after joining the team this past offseason...Serves primarily as a blocking tight end...Played his first four seasons with the Buffalo Bills after being drafted by the New England Patriots... Has appeared in 56 games with 34 starts, totaling 20 receptions for 144 yards and three TDs...Set a career high with 78 receiving yards in 2013.

AT A GLANCE

- Signed with the Raiders as an unrestricted free agent in March 2015.
- Played his first four seasons for the Buffalo Bills, totaling 20 receptions for 144 yards and three TDs.
- Set a career high with 78 receiving yards in 2013.
- Earned All-Conference USA honors as a senior at Marshall.

2014 (with Buf.): Led all Bills tight ends with 10 starts, playing in 14 games and totaling seven catches for 42 yards...**(9/28) at Hou.:** Made his first start of the season at tight end...**(10/26) at NYI:** Started at tight end and caught his first two passes and first TD of the season...Finished with two receptions for five yards and a 1-yard score...**(11/9) vs. KC:** Played a key role in an offensive attack that averaged 5.0 yards per rush...**(11/13) at Mia.:** Played in his 50th career game...**(11/24) vs. NYI:** Totaled one reception for 12 yards...**(12/7) at Den.:** Posted one reception for six yards...**(12/14) vs. GB:** Registered two catches for one yard...**(12/28) at NE:** Tallied a season-long 18-yard reception.

2013 (with Buf.): Appeared in all 16 games with 14 starts, setting a career high with 78 receiving yards...Recorded five receptions for 78 yards on the year...**(9/22) at NYI:** Made his first start of the season as the team opened in a two-tight end formation...**(9/29) vs. Bal.:** Started and recorded the longest reception of his career, a 28-yarder, in the third quarter...**(10/20) at Mia.:** Started and posted one catch for 18 yards...**(11/17) vs. NYI:** Totaled one catch for one yard...**(12/8) at TB:** Hauled in one catch for seven yards...**(12/22) vs. Mia.:** Posted one reception for 24 yards.

2012 (with Buf.): Played in all 16 games for the first time in his career, making seven starts and recording the first two receiving TDs of his career...**(9/9) at NYI:** Caught one pass for five yards in the season opener...**(9/16) vs. KC:** Made his first start of the season at tight end as the team opened in a two-tight end formation...**(11/11) at NE:** Hauled in his second reception of the season for five yards...**(11/15) vs. Mia.:** Appeared in his 20th career game...**(11/25) at Ind.:** Started and made his first career TD reception on a 1-yard pass...**(12/9) vs. StL.:** Started and registered a 2-yard TD pass in the third quarter.

2011 (with Buf.): Appeared in 10 games with three starts in his rookie season...Joined the Bills after the team claimed him off waivers from New England at the end of training camp...Placed on the reserve/injured list on Dec. 20...**(10/2) at Cin.:** Made his NFL debut...**(10/9) vs. Phi.:** Recorded his first career special teams tackle...**(11/27) at NYI:** Made his first career start at tight end...**(12/4) vs. Ten.:** Totaled the first three catches of his career for 11 yards...**(12/11) at SD:** Started at tight end and made one catch for zero yards...**(12/18) vs. Mia.:** Started at tight end...Left the game in the second half with an ankle injury and did not return.

COLLEGE: Played four seasons at Marshall, appearing in 48 games...Totaled 75 receptions for 791 yards...Played in 12 games as a senior, earning All-Conference USA honors...Nominated for the Allstate Good Works Team...Finished with 38 receptions for 358 yards and three TDs...Appeared in 13 games as a junior, totaling 23 receptions for 335 yards...Named an honorable mention for the All-Conference USA team...Played in 12 games, starting seven, as a sophomore...Finished sixth on the team in receptions (12) and receiving yards (89)...Added two special teams tackles...Appeared in 11 games as a redshirt freshman, making two catches for nine yards...Majoring in psychology and criminal justice.

PERSONAL: Attended Powell (Tenn.) High School...Played tight end and defensive end...Also played basketball...Father, Darryle, played on the offensive line at the University of Tennessee and spent six years in the NFL...Playing with the Dallas Cowboys, Cleveland Browns and Philadelphia Eagles before spending four years in the CFL.

ADDITIONAL STATISTICS: Special teams tackles – 2 in 2011. Miscellaneous tackles – 1 in 2012, 1 in 2014; NFL totals: 2.

SINGLE-GAME HIGHS: RECEIVING: Receptions – 3, 12/4/11 vs. Ten. Yards – 28, 9/29/13 vs. Bal. Long – 28, 9/29/13 vs. Bal. Touchdowns – 1, three times; last: 10/26/14 at NYI.

LEE SMITH'S CAREER STATISTICS

Year	Team	GP	GS	RECEIVING					RUSHING				
				Rec.	Yds	Avg.	Lg	TD	Att.	Yds	Avg.	Lg	TD
2011	Buffalo	10	3	4	11	2.8	6	0	0	0	-	-	0
2012	Buffalo	16	7	4	13	3.3	5	2	0	0	-	-	0
2013	Buffalo	16	14	5	78	15.6	28	0	0	0	-	-	0
2014	Buffalo	14	10	7	42	6.0	18	1	0	0	-	-	0
Totals		56	34	20	144	7.2	28	3	0	0	-	-	0

LEE SMITH GAME-BY-GAME
2014, BUFFALO

Date	Opp.	GP	GS	RECEIVING					TD
				Rec.	Yds	Avg.	Lg		
9/7	at Chi-W			(INACTIVE - FOOT)					
9/14	Mia-W			(INACTIVE - FOOT)					
9/21	SD-L	1	0	0	0	-	-	0	
9/28	at Hou-L	1	1	0	0	-	-	0	
10/5	at Det-W	1	1	0	0	-	-	0	
10/12	NE-L	1	0	0	0	-	-	0	
10/19	Min-W	1	1	0	0	-	-	0	
10/26	at NYJ-W	1	1	2	5	2.5	4	1	
11/9	KC-L	1	0	0	0	-	-	0	
11/13	at Mia-L	1	0	0	0	-	-	0	
11/24	NYJ-W	1	1	1	12	12.0	12	0	
11/30	Cle-W	1	1	0	0	-	-	0	
12/7	at Den-L	1	1	1	6	6.0	6	0	
12/14	GB-W	1	1	2	1	0.5	1	0	
12/21	at Oak-L	1	1	0	0	-	0	0	
12/28	at NE-W	1	1	1	18	18.0	18	0	
Totals		14	10	7	42	6.0	18	1	

2012, BUFFALO


Date	Opp.	GP	GS	RECEIVING					TD
				Rec.	Yds	Avg.	Lg		
9/9	at NYJ-L	1	0	1	5	5.0	5	0	
9/16	KC-W	1	1	0	0	-	-	0	
9/23	at Cle-W	1	0	0	0	-	-	0	
9/30	NE-L	1	0	0	0	-	-	0	
10/7	at SF-L	1	0	0	0	-	-	0	
10/14	at Ari-W	1	0	0	0	-	-	0	
10/21	Ten-L	1	0	0	0	-	-	0	
11/4	at Hou-L	1	0	0	0	-	-	0	
11/11	at NE-L	1	0	1	5	5.0	5	0	
11/15	Mia-W	1	1	0	0	-	-	0	
11/25	at Ind-L	1	1	1	1	1.0	1t	1	
12/2	Jac-W	1	0	0	0	-	-	0	
12/9	StL-L	1	1	1	2	2.0	2t	1	
12/16	Sea-L	1	1	0	0	-	-	0	
12/23	at Mia-L	1	1	0	0	-	-	0	
12/30	NYJ-W	1	1	0	0	-	-	0	
Totals		16	7	4	13	3.3	5	2	

2013, BUFFALO

Date	Opp.	GP	GS	RECEIVING					TD
				Rec.	Yds	Avg.	Lg		
9/8	NE-L	1	0	0	0	-	-	0	
9/15	Car-W	1	0	0	0	-	-	0	
9/22	at NYJ-L	1	1	0	0	-	-	0	
9/29	Bal-W	1	1	1	28	28.0	28	0	
10/3	at Cle-L	1	1	0	0	-	-	0	
10/13	Cin-L	1	1	0	0	-	-	0	
10/20	at Mia-W	1	1	1	18	18.0	18	0	
10/27	at NO-L	1	1	0	0	-	-	0	
11/3	KC-L	1	1	0	0	-	-	0	
11/10	at Pit-L	1	1	0	0	-	-	0	
11/17	NYJ-W	1	1	1	1	1.0	1	0	
12/1	Atl-L	1	1	0	0	-	-	0	
12/8	at TB-L	1	1	1	7	7.0	7	0	
12/15	at Jac-W	1	1	0	0	-	-	0	
12/22	Mia-W	1	1	1	24	24.0	24	0	
12/29	at NE-L	1	1	0	0	-	-	0	
Totals		16	14	5	78	15.6	28	0	

2011, BUFFALO

Date	Opp.	GP	GS	RECEIVING					TD
				Rec.	Yds	Avg.	Lg		
9/11	at KC-W			(INACTIVE)					
9/18	Oak-W			(INACTIVE)					
9/25	NE-W			(INACTIVE)					
10/2	at Cin-L	1	0	0	0	-	-	0	
10/9	Phi-W	1	0	0	0	-	-	0	
10/16	at NYG-L	1	0	0	0	-	-	0	
10/30	Was-W	1	0	0	0	-	-	0	
11/6	NYJ-L	1	0	0	0	-	-	0	
11/13	at Dal-L	1	0	0	0	-	-	0	
11/20	at Mia-L			(INACTIVE)					
11/27	at NYJ-L	1	1	0	0	-	-	0	
12/4	Ten-L	1	0	3	11	3.7	6	0	
12/11	at SD-L	1	1	1	0	0.0	0	0	
12/18	Mia-L	1	1	0	0	-	-	0	
12/24	Den-W	(RESERVE/INJURED LIST - ANKLE)							
1/1/12	at NE-L	(RESERVE/INJURED LIST - ANKLE)							
Totals		10	3	4	11	2.8	6	0	



Malcolm SMITH

53

LINEBACKER | 6-0 | 225 | USC
ACQUIRED: UFA-'15 (Sea.) | NFL EXP.: 5 | RAIDERS EXP.: 1
HOMETOWN: NORTHRIDGE, CALIF.
BORN: 07/05/89

TRANSACTIONS: Selected by Seattle Seahawks in the seventh round (245th overall) of the 2011 NFL Draft, April 30, 2011... Signed by Oakland Raiders as an unrestricted free agent, March 11, 2015.

CAREER: Veteran linebacker enters his first season with the Raiders after signing with the team as an unrestricted free agent in the offseason...Spent his first four seasons with the Seattle Seahawks, helping the team to two NFC Championships (2013 and 2014) and a Super Bowl XLVIII title...Named Super Bowl XLVIII MVP after totaling nine tackles (five solo), one fumble recovery and a 69-yard INT-TD...Set career highs in 2013 for tackles (50), forced fumbles (one), INTs (two) and passes defended (four)...Career totals include 57 games played with 16 starts, 105 tackles (68), two sacks, three forced fumbles, two INTs and seven passes defended...Postseason totals include eight games played with two starts, 27 tackles (16), one fumble recovery, two INTs and two passes defended.

AT A GLANCE

- Named Super Bowl XLVIII MVP after totaling nine tackles (five solo), one fumble recovery and a 69-yard INT-TD against the Denver Broncos.
- Spent his first four seasons with the Seattle Seahawks, helping the team to two NFC Championships (2013 and 2014) and a Super Bowl XLVIII title.
- Played under Raiders defensive coordinator Ken Norton, Jr. in Seattle, who was then the team's linebackers coach.
- Brother, Steve Smith, played six seasons in the NFL for the New York Giants, Philadelphia Eagles and St. Louis Rams.

2014 (with Sea.): Played in 14 games with five starts...Totalled 33 tackles (24 solo), one forced fumble and one pass defended...Also played in three postseason contests...**(9/14) at SD:** Made his first start of the season and notched five tackles...**(10/19) at STL:** Started at outside linebacker and registered a career-high 10 tackles, all of which were solo, and one forced fumble...**(10/26) at Car:** Forced a fumble for the second straight game and posted eight tackles (four)...**(11/16) at KC:** Tallied four tackles and one pass defended...**Postseason: (1/18/15) vs. GB:** Posted one tackle.

2013 (with Sea.): Appeared in 15 games and made a career-high eight starts...Totalled 50 tackles (30 solo), one sack, one forced fumble, two INTs, and four passes defended...All stats were career highs...Played in three postseason games, making two starts, and totaling 22 tackles (12), one fumble recovery, two INTs and two passes defended...Named Super Bowl XLVIII MVP after totaling nine tackles (five), one fumble recovery and a 69-yard INT-TD...**(9/8) at Car:** Started and posted two tackles...Helped limit the Panthers to just 96 total yards in the second half...**(9/15) vs. SF:** Posted three tackles (one)...**(9/29) at Hou:** Recorded five tackles (four) and one forced fumble, which was recovered by LB Bobby Wagner...Also posted two special teams tackles...**(10/13) vs. Ten:** Posted four tackles (three) starting in place of LB K.J. Wright...**(10/17) at Ari:** Led team with a then-career-high eight tackles (six)...Added one sack, one pass defended and one special teams tackle...**(11/17) vs. Min:** Posted two tackles and one pass defended...**(12/15) at NYG:** Started and posted five tackles (four)...**(12/22) vs. Ari:** Tied a then-career high with eight tackles (two) and posted his first career INT and returned it 32 yards to the Cardinals' 3-yard line...**(12/29) vs. STL:** Scored the game's first TD on a 37-yard INT-TD, his second INT in as many weeks...Added five tackles (one)...**Postseason: (1/11/14) vs. NO:** Posted nine tackles (five)...**(1/19/14) vs. SF:** Posted four tackles...Secured an INT in the end zone on the 49ers' potential game-winning drive after it was deflected by CB Richard Sherman, allowing Seattle to run out the clock and win the game...**Super Bowl XLVIII (2/2/14) vs. Den:** Named Super Bowl XLVIII MVP after totaling nine tackles (five solo), one fumble recovery and a 69-yard INT-TD after intercepting QB Peyton Manning...Added one special teams tackle.

2012 (with Sea.): Played in all 16 games for the first time in his career and started three contests...Totalled 17 tackles (nine solo) and two passes defended...Added five special teams tackles, one blocked punt and one fumble recovery returned for a TD...Played in four postseason games and added two tackles...**(9/16) vs. Dal:** Blocked his first career punt, which was scooped up by CB Jeron Johnson, who returned it three yards for the TD...**(9/30) at STL:** Recorded two tackles...**(12/2) at Chi:** Made his first career start due to injury and posted two tackles...**(12/9) vs. Ari:** Started for the second consecutive contest and posted three tackles (two)...Also recorded his first career TD, recovering a muffed punt in the end zone...**(12/16) at Buf:** Recorded one tackle and one pass defended...**(12/23) vs. SF:** Set a season high with five tackles...**(12/30) vs. STL:** Started and totaled four tackles (two)...**Postseason: (1/6/13) at Was:** Tallied two tackles and one special teams stop...**(1/13/13) at Atl:** Posted two tackles and one special teams stop.



2011 (with Sea.): Saw action in 12 games as a rookie...Totaled five tackles and one sack...(9/11) at SF: Made his NFL debut and led the team with two special teams tackles...(11/13) vs. Bal.: Recorded two solo tackles and his first career sack...Also recorded two special teams tackles and forced a fumble on a kickoff return in the second quarter that was recovered by Seattle...(11/20) at StL.: Talled two tackles.

COLLEGE: Played in 47 career games in four seasons at USC, registering 174 tackles, two INTs, one sack and two TDs...Played in 11 games during his senior season, registering 78 tackles (46 solo), one sack and 74-yard INT-TD...Started at weak-side line-backer throughout his junior year, appearing in 10 games (nine starts), registering 72 tackles (second on team), including six for loss, three passes defended, one forced fumble and a 62-yard INT-TD...Had a USC season-high and career-best 15 tackles (the most by a Trojan since 2001) and returned a first-quarter INT 62 yards for a TD against UCLA to earn Pac-10 Defensive Player of the Week honors...Appeared in all 13 games as a sophomore, tallying 18 tackles...Played in all 13 games and recorded six tackles and one forced fumble as a freshman...Majored in economics.

PERSONAL: Attended Taft High school in Woodland Hills, Calif. ...Posted 31 tackles, 10 sacks and four fumble recoveries on defense and ran for 919 yards on 118 carries (7.8 avg.) with 15 TDs on offense in 2006 despite missing the first half of the season with a leg injury...His 2006 honors included Super Prep All-American, Prep Star All-American, Prep Star 100, Super Prep All-Farwest, Prep Star All-West, Scout.com All-West, Long Beach Press-Telegram Best in the West First Team, Orange County Register Fab 15 Second Team, Tacoma News-Tribune Western 100, Cal-Hi Sports All-State Third Team, All-L.A. City First Team and Los Angeles Daily News All-Area Second Team...Brother, Steve, was a 2006 All-American wide receiver at USC, who lettered four years with the Trojans (2003-06) and played for the New York Giants, Philadelphia Eagles and St. Louis Rams.

ADDITIONAL STATISTICS: Touchdowns (2): 12/9/12 vs. Ari., muffed punt recovery in end zone; 12/29/13 vs. StL., 37-yard INT return. Special teams tackles – 11 in 2011, 5 in 2012, 4 in 2013, 4 in 2014; NFL totals: 24. Special teams forced fumbles – 1 in 2011. Special teams fumble recoveries – 1 in 2012. Punt blocks – 1 in 2012.

SINGLE-GAME HIGHS: TACKLES: Total – 10, 10/19/14 at StL. Solo – 10, 10/19/14 at StL. Sacks – 1, two times; last: 10/1/13 at Ari. Forced fumbles – 1, three times; last: 10/26/14 at Car. Interceptions – 1, two times; last: 12/29/13 vs. St. Louis. Passes defended – 1, seven times; last: 11/16/14 at KC.

MALCOLM SMITH'S CAREER STATISTICS

Year	Team	GP	GS	TACKLES					Yds	INTERCEPTIONS					FUMBLES		
				Tot.	Solo	Asst.	Sacks			No.	Yds	Lg	TD	PD	FF	FR	Yds
2011	Seattle	12	0	5	5	0	1.0	8.0	0	0	-	0	0	0	0	0	0
2012	Seattle	16	3	17	9	8	0.0	0.0	0	0	-	0	2	0	0	0	0
2013	Seattle	15	8	50	30	20	1.0	8.0	2	69	37t	1	4	1	0	0	0
2014	Seattle	14	5	33	24	9	0.0	0.0	0	0	-	0	1	2	0	0	0
Totals		57	16	105	68	37	2.0	16.0	2	69	37t	1	7	3	0	0	0
POSTSEASON																	
2012	Seattle	2	0	4	4	0	0.0	0.0	0	0	-	0	0	0	0	0	0
2013	Seattle	3	2	22	12	10	0.0	0.0	2	69	69t	1	2	0	1	7	0
2014	Seattle	3	0	1	0	1	0.0	0.0	0	0	-	0	0	0	0	0	0
Totals		8	2	27	16	11	0.0	0.0	2	69	69t	1	2	0	1	7	0

MALCOLM SMITH GAME-BY-GAME

2014, SEATTLE

Date	Opp.	GP	GS	TACKLES					Yds	INTERCEPTIONS					FUMBLES		
				Tot.	Solo	Asst.	Sacks			No.	Yds	Lg	TD	PD	FF	FR	Yds
9/4	GB-W	1	0	1	0	1	0.0	0.0	0	0	-	0	0	0	0	0	0
9/14	at SD-L	1	1	5	4	1	0.0	0.0	0	0	-	0	0	0	0	0	0
9/21	Den-W	1	1	0	0	0	0.0	0.0	0	0	-	0	0	0	0	0	0
10/6	at Was-W	1	0	0	0	0	0.0	0.0	0	0	-	0	0	0	0	0	0
10/12	Dal-L	1	0	3	1	2	0.0	0.0	0	0	-	0	0	0	0	0	0
10/19	at StL-L	1	1	10	10	0	0.0	0.0	0	0	-	0	0	1	0	0	0
10/26	at Car-W	1	1	8	4	4	0.0	0.0	0	0	-	0	0	1	0	0	0
11/2	Oak-W	(INACTIVE - GROIN)															
11/9	NYG-W	(INACTIVE - GROIN)															
11/16	at KC-L	1	1	4	4	0	0.0	0.0	0	0	-	0	1	0	0	0	0
11/23	Ari-W	1	0	0	0	0	0.0	0.0	0	0	-	0	0	0	0	0	0
11/27	at SF-W	1	0	0	0	0	0.0	0.0	0	0	-	0	0	0	0	0	0
12/7	at Phi-W	1	0	0	0	0	0.0	0.0	0	0	-	0	0	0	0	0	0
12/14	SF-W	1	0	0	0	0	0.0	0.0	0	0	-	0	0	0	0	0	0
12/21	at Ari-W	1	0	0	0	0	0.0	0.0	0	0	-	0	0	0	0	0	0
12/28	StL-W	1	0	2	1	1	0.0	0.0	0	0	-	0	0	0	0	0	0
Totals		14	5	33	24	9	0.0	0.0	0	0	-	0	1	2	0	0	0
POSTSEASON																	
1/10/15	Car-W	1	0	0	0	0	0.0	0.0	0	0	-	0	0	0	0	0	0
1/18/15	GB-W	1	0	1	0	1	0.0	0.0	0	0	-	0	0	0	0	0	0
2/1/15	NE-L	1	0	0	0	0	0.0	0.0	0	0	-	0	0	0	0	0	0
Totals		3	0	1	0	1	0.0	0.0	0	0	-	0	0	0	0	0	0

MALCOLM SMITH GAME-BY-GAME
2013, SEATTLE

Date	Opp.	TACKLES								INTERCEPTIONS				FUMBLES		
		GP	GS	Tot.	Solo	Asst.	Sacks	Yds	No.	Yds	Lg	TD	PD	FF	FR	Yds
9/8	at Car-W	1	1	2	2	0	0.0	0.0	0	0	-	0	0	0	0	0
9/15	SF-W	1	1	3	1	2	0.0	0.0	0	0	-	0	0	0	0	0
9/22	Jac-W	(INACTIVE - HAMSTRING)														
9/29	at Hou-W	1	1	5	4	1	0.0	0.0	0	0	-	0	0	1	0	0
10/6	at Ind-L	1	0	0	0	0	0.0	0.0	0	0	-	0	0	0	0	0
10/13	Ten-W	1	1	4	3	1	0.0	0.0	0	0	-	0	0	0	0	0
10/17	at Ari-W	1	1	8	6	2	1.0	8.0	0	0	-	0	1	0	0	0
10/28	at StL-W	1	0	1	1	0	0.0	0.0	0	0	-	0	0	0	0	0
11/3	TB-W	1	0	0	0	0	0.0	0.0	0	0	-	0	0	0	0	0
11/10	at Atl-W	1	0	0	0	0	0.0	0.0	0	0	-	0	0	0	0	0
11/17	Min-W	1	0	2	1	1	0.0	0.0	0	0	-	0	1	0	0	0
12/2	NO-W	1	0	3	2	1	0.0	0.0	0	0	-	0	0	0	0	0
12/8	at SF-L	1	0	4	3	1	0.0	0.0	0	0	-	0	0	0	0	0
12/15	at NYG-W	1	1	5	4	1	0.0	0.0	0	0	-	0	0	0	0	0
12/22	Ari-L	1	1	8	2	6	0.0	0.0	1	32	32	0	1	0	0	0
12/29	StL-W	1	1	5	1	4	0.0	0.0	1	37	37t	1	1	0	0	0
Totals		15	8	50	30	20	1.0	8.0	2	69	37t	1	4	1	0	0
POSTSEASON																
1/11/14	NO-W	1	1	9	5	4	0.0	0.0	0	0	-	0	0	0	0	0
1/19/14	SF-W	1	1	4	2	2	0.0	0.0	1	0	0	0	1	0	0	0
2/2/14	at Den-W	1	0	9	5	4	0.0	0.0	1	69	69t	1	1	0	1	7
Totals		3	2	22	12	10	0.0	0.0	2	69	69t	1	2	0	1	7

2012, SEATTLE

Date	Opp.	TACKLES								INTERCEPTIONS				FUMBLES		
		GP	GS	Tot.	Solo	Asst.	Sacks	Yds	No.	Yds	Lg	TD	PD	FF	FR	Yds
9/9	at Ari-L	1	0	0	0	0	0.0	0.0	0	0	-	0	0	0	0	0
9/16	Dal-W	1	0	0	0	0	0.0	0.0	0	0	-	0	0	0	0	0
9/24	GB-W	1	0	0	0	0	0.0	0.0	0	0	-	0	0	0	0	0
9/30	at StL-L	1	0	2	2	0	0.0	0.0	0	0	-	0	0	0	0	0
10/7	at Car-W	1	0	0	0	0	0.0	0.0	0	0	-	0	0	0	0	0
10/14	NE-W	1	0	0	0	0	0.0	0.0	0	0	-	0	0	0	0	0
10/18	at SF-L	1	0	0	0	0	0.0	0.0	0	0	-	0	0	0	0	0
10/28	at Det-L	1	0	0	0	0	0.0	0.0	0	0	-	0	0	0	0	0
11/4	Min-W	1	0	0	0	0	0.0	0.0	0	0	-	0	0	0	0	0
11/11	NYJ-W	1	0	0	0	0	0.0	0.0	0	0	-	0	0	0	0	0
11/25	at Mia-L	1	0	0	0	0	0.0	0.0	0	0	-	0	0	0	0	0
12/2	at Chi-W	1	1	2	2	0	0.0	0.0	0	0	-	0	0	0	0	0
12/9	Ari-W	1	1	3	2	1	0.0	0.0	0	0	-	0	0	0	0	0
12/16	at Buf-W	1	0	1	1	0	0.0	0.0	0	0	-	0	1	0	0	0
12/23	SF-W	1	0	5	0	5	0.0	0.0	0	0	-	0	0	0	0	0
12/30	StL-W	1	1	4	2	2	0.0	0.0	0	0	-	0	1	0	0	0
Totals		16	3	17	9	8	0.0	0.0	0	0	-	0	2	0	0	0
POSTSEASON																
1/6/13	at Was-W	1	0	2	2	0	0.0	0.0	0	0	-	0	0	0	0	0
1/13/13	at Atl-L	1	0	2	2	0	0.0	0.0	0	0	-	0	0	0	0	0
Totals		2	0	4	4	0	0.0	0.0	0	0	-	0	0	0	0	0

MALCOLM SMITH GAME-BY-GAME
2011, SEATTLE

Date	Opp.	TACKLES								INTERCEPTIONS					FUMBLES		
		GP	GS	Tot.	Solo	Asst.	Sacks	Yds	No.	Yds	Lg	TD	PD	FF	FR	Yds	
9/11	at SF-L	1	0				0.0	0.0									
9/18	at Pit-L	(INACTIVE - HAMSTRING)															
9/25	Ari-W	1	0	0	0	0	0.0	0.0	0	0	-	0	0	0	0	0	
10/2	Atl-L	1	0	0	0	0	0.0	0.0	0	0	-	0	0	0	0	0	
10/9	at NYG-W	(INACTIVE - HAMSTRING)															
10/23	at Cle-L	1	0	0	0	0	0.0	0.0	0	0	-	0	0	0	0	0	
10/30	Cin-L	1	0	0	0	0	0.0	0.0	0	0	-	0	0	0	0	0	
11/6	at Dal-L	1	0	1	1	0	0.0	0.0	0	0	-	0	0	0	0	0	
11/13	Bal-W	1	0	2	2	0	1.0	8.0	0	0	-	0	0	0	0	0	
11/20	at StL-W	1	0	2	2	0	0.0	0.0	0	0	-	0	0	0	0	0	
11/27	Was-L	1	0	0	0	0	0.0	0.0	0	0	-	0	0	0	0	0	
12/1	Phi-W	1	0	0	0	0	0.0	0.0	0	0	-	0	0	0	0	0	
12/12	StL-W	1	0	0	0	0	0.0	0.0	0	0	-	0	0	0	0	0	
12/18	at Chi-W	1	0	0	0	0	0.0	0.0	0	0	-	0	0	0	0	0	
12/24	SF-L	(INACTIVE - CONCUSSION)															
1/1/12	at Ari-L	(INACTIVE - CONCUSSION)															
Totals		12	0	5	5	0	1.0	8.0	0	0	-	0	0	0	0	0	



Rod STREATER

80

WIDE RECEIVER | 6-2 | 195 | TEMPLE
ACQUIRED: FA-'12 | NFL EXP.: 4 | RAIDERS EXP.: 4
HOMETOWN: BURLINGTON, N.J.
BORN: 02/09/88

TRANSACTIONS: Signed by Oakland Raiders as an undrafted free agent, May 11, 2012.

CAREER: Young wide receiver enters his fourth season with the Raiders...Has grown into one of the team's most reliable receivers...Missed 13 games in 2014 with a broken foot suffered on Oct. 2...Led the team in receptions (60) and receiving yards (888) in 2013, setting career highs...Totaled 39 receptions as a rookie, tied for third most by an undrafted NFL player since 2002 and the fourth most by a rookie in franchise history...Made the team as an undrafted free agent in 2012...Career totals include 35 games played with 19 starts, 108 receptions for 1,556 yards (14.4 avg.) and eight TDs.

2014: Started the first three games of the season before being placed on the reserve/injured list with a foot injury on Oct. 2...Finished the year with nine receptions for 84 yards (9.3 avg.)...(9/7) at NY: Started the season opener against the Jets and led the team in receiving...Finished with five receptions for 46 yards and one TD...Was the recipient of rookie QB Derek Carr's first career TD pass, a 12-yard strike on third down in the first quarter...The TD catch was also his 100th career reception...Passed Fred Biletnikoff (1,479) and moved into eighth place in franchise history for receiving yards in his first three seasons...Became the eighth Raider to record at least 1,500 receiving yards in his first three seasons...(9/14) vs. Hou.: Started in the home opener, catching one pass for six yards...Did not play in the second half due to a hip flexor...(9/21) at NE: Started and caught all three passes thrown his way for 32 yards...Left the game with a foot injury...(9/28) vs. Mia.: Inactive with a foot injury.

2013: Appeared in 16 games, starting 14 at wide receiver, and led the team with 60 receptions and 888 receiving yards...Set career highs in receptions (60), receiving yards (888) and TDs (four)...Added two rushes for 17 yards...(9/8) at Ind.: Started at wide receiver and totaled five receptions for 70 yards...Added one rush for nine yards...(9/15) vs. Jac.: Started at wide receiver and made three catches for 42 yards...Recorded a 16-yard reception on a third-and-5 to extend a drive that led to a FG...(9/23) at Den.: Hauled in three receptions for 42 yards, including a 28-yarder in the fourth quarter...(10/6) vs. SD: Totaled three receptions for 56 yards and one TD, his first of the season...His 44-yard TD reception from QB Terrelle Pryor came on the team's first play from scrimmage...(10/27) vs. Pit.: Started and totaled a team-high four catches for 45 yards...(11/3) vs. Phi.: Started and recorded 98 yards receiving, which led the team, on five receptions...Posted a season-long 66-yard catch-and-run to set up a FG...

AT A GLANCE

- Missed the final 13 games of 2014 with a broken foot.
- Recorded nine receptions for 84 yards with a TD in just three games last season.
- Led the team in receiving in 2013, setting career highs with 60 receptions, 888 receiving yards and four TDs.
- Totaled 39 receptions as a rookie in 2012, tied for third most by an undrafted NFL player since 2002 and the fourth most by a rookie in franchise history.
- New Jersey state champion in the high jump, was one of the top undrafted free agents pursued by the Raiders following the 2012 NFL Draft.

(11/17) at Hou.: Hauled in six receptions for 84 yards and one TD in the victory...Posted a 16-yard TD reception in the first quarter to give Oakland a 14-0 advantage...(11/24) vs. Ten.: Posted a team-high five catches for 93 yards...(11/28) at Dal.: Recorded three catches for 57 yards, including two receptions of at least 20 yards...(12/8) at NY: Recorded a game-high seven receptions for 130 yards and one TD...His 130 receiving yards set a career high...Hauled in a 48-yard TD reception in the third quarter, his third TD reception of the season...(12/15) vs. KC: Totaled four catches for a team-high 59 yards...(12/29) vs. Den.: Posted five receptions for 40 yards, including a 14-yard TD reception in the fourth quarter.

2012: Played in all 16 games, with two starts...Led the team in yards per reception (15.0 avg.), posting 39 catches for 584 yards and three TDs...His 39 catches tied for the third most by an undrafted NFL player since 2000...Among Raiders rookies, his 39 grabs were good for fourth most...(9/10) vs. SD: Made NFL debut and started at wide receiver, posting his first NFL reception...Late in the game, caught his first NFL score on a 2-yard pass from QB Carson Palmer...(9/23) vs. Pit.: In a 34-31 win, moved the chains with a fourth-quarter catch, en route to a TD...(10/21) vs. Jac.: Made his second career start, posting two catches for 48 yards...(10/28) at KC: Recovered an onside kick in final minutes, helping to preserve a 26-16 win...(11/4) vs. TB: Registered four catches for 54 yards, including a go-ahead, 25-yard TD late in the first half...(11/18) vs. NO: Set up a fourth-quarter TD with a 20-yard reception to the Saints' 3-yard line...(12/2) vs. Cle.: Caught a 64-yard TD late in third quarter...(12/6) vs. Den.: Registered his first career 100-yard receiving game, on the strength of a 58-yard reception in the first quarter...(12/16) vs. KC: In 15-0 win, tied for the team lead with five catches, including a 9-yard reception late in the first half...(12/30) at SD: Tied for the team lead with four receptions.



COLLEGE: Played two years at Temple after transferring from Alfred (N.Y.) State...Played in 25 career games with 16 starts at Temple...As a senior, ranked third on team with 19 receptions for 401 yards and three TDs...Hauled in a 61-yard TD against Wyoming...Had three catches for 82 yards, including a 34-yard TD, against Ohio...Named Philadelphia Inquirer Academic All-Area in both 2010 and 2011...As a junior, played in all 12 games with seven starts...Finished second on team with 30 receptions for 481 yards and four TDs...Named team's 2010 Newcomer of the Year...In two junior college seasons at Alfred State, played both wide receiver and safety in two years...Had 24 receptions for 539 yards and six TDs in 2009...Also posted 20 tackles, two INTs and a forced fumble...In track, was a first-team All-American and All-Region III in the high jump...Helped track team to a regional championship in 2009...Studied strategic and organizational communications.

PERSONAL: Attended Burlington Township (N.J.) High School...An All-Patriot Division honoree at defensive back...Also a first-team all-county selection in the high jump...Founder of The Rod Streater Foundation, providing a channel for local youth to experience activities which promote healthy lifestyles, technology, culture and the arts...With his foundation, organizes food distribution and "Where's Streater" events, including at the Monterey Bay Aquarium...One of the Raiders' most active community participants, participated in many events, including hospital visits, food bank visits, Play 60 events and Toys for Tots.

ADDITIONAL STATISTICS: Two-point conversions – 1, 9/10/12 vs. SD. Miscellaneous tackles – 1 in 2012, 1 in 2013; NFL totals: 2.

SINGLE-GAME HIGHS: RECEIVING: Receptions – 7, 12/8/13 at NYJ. Yards – 130, 12/8/13 at NYJ. Long – 66, 11/3/12 vs. Phi. Touchdowns – 1, eight times; last: 9/7/14 at NYJ. RUSHING: Attempts – 1, two times; last: 11/17/13 at Hou. Yards – 9, 9/8/13 at Ind. Long – 9, 9/8/13 at Ind.

ROD STREATER'S CAREER STATISTICS

Year	Team	RECEIVING							RUSHING					TOTAL OFFENSE
		GP	GS	Rec.	Yds	Avg.	Lg	TD	Att.	Yds	Avg.	Lg	TD	
2012	Oakland	16	2	39	584	15.0	64t	3	0	0	-	-	0	584
2013	Oakland	16	14	60	888	14.8	66	4	2	17	8.5	9	0	905
2014	Oakland	3	3	9	84	9.3	17	1	0	0	-	-	0	84
Totals		35	19	108	1,556	14.4	66	8	2	17	8.5	9	0	1,573

ROD STREATER GAME-BY-GAME

2014, OAKLAND

Date	Opp.	RECEIVING							RUSHING					TOTAL OFFENSE
		GP	GS	Rec.	Yds	Avg.	Lg	TD	Att.	Yds	Avg.	Lg	TD	
9/7	at NYJ-L	1	1	5	46	9.2	17	1	0	0	-	-	0	46
9/14	Hou-L	1	1	1	6	6.0	6	0	0	0	-	-	0	6
9/21	at NE-L	1	1	3	32	10.7	14	0	0	0	-	-	0	32
9/28	Mia-L				(INACTIVE - FOOT)									
10/12	SD-L				(RESERVE/INJURED LIST - FOOT)									
10/19	Ari-L				(RESERVE/INJURED LIST - FOOT)									
10/26	at Cle-L				(RESERVE/INJURED LIST - FOOT)									
11/2	at Sea-L				(RESERVE/INJURED LIST - FOOT)									
11/9	Den-L				(RESERVE/INJURED LIST - FOOT)									
11/16	at SD-L				(RESERVE/INJURED LIST - FOOT)									
11/20	KC-W				(RESERVE/INJURED LIST - FOOT)									
11/30	at StL-L				(RESERVE/INJURED LIST - FOOT)									
12/7	SF-W				(RESERVE/INJURED LIST - FOOT)									
12/14	at KC-L				(RESERVE/INJURED LIST - FOOT)									
12/21	Buf-W				(RESERVE/INJURED LIST - FOOT)									
12/28	at Den-L				(RESERVE/INJURED LIST - FOOT)									
Totals		3	3	9	84	9.3	17	1	0	0	-	-	0	84

ROD STREATER GAME-BY-GAME

2013, OAKLAND

RECEIVING									RUSHING					TOTAL
Date	Opp.	GP	GS	Rec.	Yds	Avg.	Lg	TD	Att.	Yds	Avg.	Lg	TD	OFFENSE
9/8	at Ind-L	1	1	5	70	14.0	18	0	1	9	9.0	9.0	0	79
9/15	Jac-W	1	1	3	42	14.0	17	0	0	0	-	-	0	42
9/23	at Den-L	1	1	3	42	14.0	28	0	0	0	-	-	0	42
9/29	Was-L	1	1	2	18	9.0	14	0	0	0	-	-	0	18
10/6	SD-W	1	1	3	56	18.7	44t	1	0	0	-	-	0	56
10/13	at KC-L	1	1	3	46	15.3	18	0	0	0	-	-	0	46
10/27	Pit-W	1	1	4	45	11.3	16	0	0	0	-	-	0	45
11/3	Phi-L	1	1	5	98	19.6	66	0	0	0	-	-	0	98
11/10	at NYG-L	1	0	1	6	6.0	6	0	0	0	-	-	0	6
11/17	at Hou-W	1	0	6	84	14.0	36	1	1	8	8.0	8.0	0	92
11/24	Ten-L	1	1	5	93	18.6	23	0	0	0	-	-	0	93
11/28	at Dal-L	1	1	3	57	19.0	27	0	0	0	-	-	0	57
12/8	at NYJ-L	1	1	7	130	18.6	48t	1	0	0	-	-	0	130
12/15	KC-L	1	1	4	59	14.8	26	0	0	0	-	-	0	59
12/22	at SD-L	1	1	1	2	2.0	2	0	0	0	-	-	0	2
12/29	Den-L	1	1	5	40	8.0	14t	1	0	0	-	-	0	40
Totals		16	14	60	888	14.8	66	4	2	17	8.5	9	0	905

2012, OAKLAND

		RECEIVING								RUSHING					TOTAL
Date	Opp.	GP	GS	Rec.	Yds	Avg.	Lg	TD	Att.	Yds	Avg.	Lg	TD	OFFENSE	
9/10	SD-L	1	1	4	27	6.8	13	1	0	0	-	-	0	27	
9/16	at Mia-L	1	0	2	19	9.5	13	0	0	0	-	-	0	19	
9/23	Pit-W	1	0	2	22	11.0	17	0	0	0	-	-	0	22	
9/30	at Den-L	1	0	0	0	-	-	0	0	0	-	-	0	0	
10/14	at Atl-L	1	0	3	24	8.0	14	0	0	0	-	-	0	24	
10/21	Jac-W	1	1	2	41	20.5	23	0	0	0	-	-	0	41	
10/28	at KC-W	1	0	1	9	9.0	9	0	0	0	-	-	0	9	
11/4	TB-L	1	0	4	54	13.5	25t	1	0	0	-	-	0	54	
11/11	at Bal-L	1	0	1	11	11.0	11	0	0	0	-	-	0	11	
11/18	NO-L	1	0	2	26	13.0	20	0	0	0	-	-	0	26	
11/25	at Cin-L	1	0	0	0	-	-	0	0	0	-	-	0	0	
12/2	Cle-L	1	0	3	96	32.0	64t	1	0	0	-	-	0	96	
12/6	Den-L	1	0	4	100	25.0	58	0	0	0	-	-	0	100	
12/16	KC-W	1	0	5	62	12.4	19	0	0	0	-	-	0	62	
12/23	at Car-L	1	0	2	16	8.0	12	0	0	0	-	-	0	16	
12/30	at SD-L	1	0	4	77	19.3	38	0	0	0	-	-	0	77	
Totals		16	2	39	584	15.0	64t	3	0	0	-	-	0	584	



Kenbrell THOMPSON

85

WIDE RECEIVER | 6-1 | 195 | CINCINNATI
ACQUIRED: W-'14 (NE) | NFL EXP.: 3 | RAIDERS EXP.: 2
HOMETOWN: MIAMI, FLA.
BORN: 07/29/88

TRANSACTIONS: Signed by New England Patriots as an undrafted free agent, May 3, 2013...Waived by Patriots, Oct. 4, 2014...Claimed via waivers by Oakland Raiders, Oct. 6, 2014.

CAREER: Dynamic receiver has played in 26 regular season games with 15 starts...Has 53 career receptions for 728 yards (13.7 avg.) and four TDs...Owner of two career rushing attempts for five yards, with a long run of seven yards...Joined the Raiders in October 2014 after being waived by New England...Played in 14 games in 2014, two with the Patriots and 12 with Oakland...Finished his sophomore campaign with 21 catches for 262 yards (12.5 avg.).

2014 (with NE and Oak.): Claimed via waivers from New England on Oct. 6 after appearing in two games for the Patriots...Totaled 15 catches for 209 yards (13.9 avg.) in 12 games with the Raiders...**(9/7) at Mia.:** Opened the season with the Patriots and caught five of the 10 passes thrown his way for 37 yards...**(9/21) vs. Oak.:** Recorded one reception for 16 yards against the Raiders in his final game as a Patriot...**(10/12) vs. SD:** Made Raiders debut, playing two snaps on offense...**(10/19) vs. Ari.:** Made first start as a Raider...Targeted once but did not record a reception...**(10/26) at Cle.:** Caught first passes in the Silver and Black, finishing with four receptions for 34 yards (6.8 avg.) with a long of 15 yards...Recorded first career rushing attempt, a 7-yard gain...**(11/2) at Sea.:** Targeted twice, finishing the game with one catch for eight yards...**(11/9) vs. Den.:** Started and attempted one rush around the left end for -2 yards...**(11/16) at SD:** Started and caught two passes for a season-high 47 yards (23.5 avg.), including a 35-yard reception...**(11/30) at StL.:** Caught two passes for 28 yards (14.0 avg.) with a long of 18 yards...**(12/14) at KC:** Targeted six times but did not record a reception...**(12/21) vs. Buf.:** Started as the third wide receiver and led the team in receiving with five receptions for a season-high 90 yards (18.0 avg.)...Hauled in a career-long 50-yard bomb from QB Derek Carr in the first quarter, bringing the Raiders to the Bills' 4-yard line...**(12/28) at Den.:** Started at wide receiver and contributed one catch for two yards.

2013 (with NE): Played in 12 regular season games with eight starts, totaling 32 receptions for 466 yards and four TDs...**(9/8) at Buf.:** Made his NFL debut at wide receiver, posting three receptions for 42 yards...**(9/22) vs. TB:** Registered three receptions for 41 yards and two TDs, the first of his career, becoming the first undrafted rookie wide receiver to catch two TDs in a game since Blair White (Ind.) in 2010...**(9/29) at Atl.:** Finished with career highs in receptions (six) and receiving yards (127), with a career-long reception of 49 yards, and scored a TD, becoming just the second Patriots rookie free agent (WR Wes Moore) to go over 100 yards receiving during a game in his rookie season...**(10/13) vs. NO:** Totaled three receptions for 45 yards, including the game-winning 17-yard TD reception with five seconds left...**(11/18) at Car.:** Posted two receptions for 60 yards, including a 37-yard catch-and-run to the Panthers' 1-yard line that led to a TD...**Postseason: (1/11/14) vs. Ind.:** Played in his first postseason game, leaving in the second half with a head injury and did not return.

COLLEGE: Played two years at Cincinnati after transferring from El Camino Community College in Torrance, Calif. ...Briefly attended Palomar Community College in San Marcos, Calif., in 2008...Finished his career with 78 receptions for 1,077 yards and four TDs...As a senior, caught 34 passes for 541 yards and two TDs in 13 games...His 15.9 yards per reception average was fifth highest in the Big East...Totaled 44 receptions for 536 yards in 13 games as a junior in 2011...Sat out the 2010 season after transferring...Earned a degree in criminal justice.

PERSONAL: Attended Miami (Fla.) Northwestern High School...His cousin, Antonio Brown, is a receiver for the Pittsburgh Steelers...Has a brother, Kendal, who plays for the Orlando Predators of the Arena Football League.

SINGLE-GAME HIGHS: RECEIVING: Receptions – 6, two times; last: 11/24/13 vs. Den. Yards – 127, 9/29/13 at Atl. Long – 50, 12/21/14 vs. Buf. Touchdowns – 2, 9/22/13 vs. TB.

AT A GLANCE

- Played in 12 games with six starts for the Raiders in 2014 after appearing in two games for the New England Patriots in September.
- In 26 career games, has tallied 53 receptions for 728 yards (13.7 avg.) and four TDs.
- Registered three receptions for 41 yards and two TDs, the first of his career, Sept. 22, 2013 vs. TB, becoming the first undrafted rookie receiver to catch two TDs in a game since Blair White in 2010 (Ind.).
- Graduated from the University of Cincinnati in December 2012 with a degree in criminal justice.



KENBRELL THOMPKINS' CAREER STATISTICS

Year	Team	GP	GS	RECEIVING					RUSHING					TOTAL OFFENSE
				Rec.	Yds	Avg.	Lg	TD	Att.	Yds	Avg.	Lg	TD	
2013	New England	12	8	32	466	14.6	49	4	0	0	-	-	0	466
2014	NE/Oak.	14	7	21	262	12.5	50	0	2	5	2.5	7	0	267
Totals		26	15	53	728	13.7	50	4	2	5	2.5	7	0	733
POSTSEASON														
2013	New England	1	0	0	0	-	-	0	0	0	-	-	0	0
Totals		1	0	0	0	-	-	0	0	0	-	-	0	0

KENBRELL THOMPKINS GAME-BY-GAME

2014, NEW ENGLAND/OAKLAND

Date	Opp.	GP	GS	RECEIVING					RUSHING					TOTAL OFFENSE
				Rec.	Yds	Avg.	Lg	TD	Att.	Yds	Avg.	Lg	TD	
*9/7	at Mia-L	1	1	5	37	7.4	14	0	0	0	-	9	0	37
*9/14	at Min-W			(INACTIVE)										
*9/21	Oak-W	1	0	1	16	16.0	16	0	0	0	-	-	0	16
*9/29	at KC-L			(INACTIVE)										
10/12	SD-L	1	0	0	0	-	-	0	0	0	-	-	0	0
10/19	Ari-L	1	1	0	0	-	-	0	0	0	-	-	0	0
10/26	at Cle-L	1	1	4	34	8.5	15	0	1	7	7.0	7	0	41
11/2	at Sea-L	1	0	1	8	8.0	8	0	0	0	-	-	0	8
11/9	Den-L	1	1	0	0	-	-	0	1	-2	-2.0	-2	0	-2
11/16	at SD-L	1	1	2	47	23.5	35	0	0	0	-	-	0	47
11/20	KC-W	1	0	0	0	-	-	0	0	0	-	-	0	0
11/30	at StL-L	1	0	2	28	14.0	18	0	0	0	-	-	0	28
12/7	SF-W	1	0	0	0	-	-	0	0	0	-	-	0	0
12/14	at KC-L	1	0	0	0	-	-	0	0	0	-	-	0	0
12/21	Buf-W	1	1	5	90	18.0	50	0	0	0	-	-	0	90
12/28	at Den-L	1	1	1	2	2.0	2	0	0	0	-	-	0	2
Totals		14	7	21	262	12.5	50	0	2	5	2.5	7	0	267

*denotes with New England

2013, NEW ENGLAND

Date	Opp.	GP	GS	RECEIVING					RUSHING					TOTAL OFFENSE
				Rec.	Yds	Avg.	Lg	TD	Att.	Yds	Avg.	Lg	TD	
9/8	at Buf-W	1	1	4	42	10.5	20	0	0	0	-	-	0	42
9/12	NYJ-W	1	1	2	47	23.5	38	0	0	0	-	-	0	47
9/22	TB-W	1	1	3	41	13.7	20	2	0	0	-	-	0	41
9/29	at Atl-W	1	1	6	127	21.2	49	1	0	0	-	-	0	127
10/6	at Cin-L	1	1	3	16	5.3	6	0	0	0	-	-	0	16
10/13	NO-W	1	1	3	45	15.0	21	1	0	0	-	-	0	45
10/20	at NYJ-L	1	1	2	16	8.0	11	0	0	0	-	-	0	16
10/27	Mia-W	1	0	0	0	-	-	0	0	0	-	-	0	0
11/3	Pit-W			(INACTIVE)										
11/18	at Car-L	1	0	2	60	30.0	37	0	0	0	-	-	0	60
11/24	Den-W	1	0	6	56	9.3	14	0	0	0	-	-	0	56
12/1	at Hou-W	1	1	1	16	16.0	16	0	0	0	-	-	0	16
12/8	Cle-W			(INACTIVE)										
12/15	at Mia-L			(INACTIVE)										
12/22	at Bal-W			(INACTIVE)										
12/29	Buf-W	1	0	0	0	-	-	0	0	0	-	-	0	0
Totals		12	8	32	466	14.6	49	4	0	0	-	-	0	466
POSTSEASON														
1/11/14	Ind-W	1	0	0	0	-	-	0	0	0	-	-	0	0
1/19/14	at Den-L			(INACTIVE)										
Totals		1	0	0	0	-	-	0	0	0	-	-	0	0



Neiko THORPE

31

CORNERBACK | 6-1 | 200 | AUBURN
ACQUIRED: FA-'14 | NFL EXP.: 3 | RAIDERS EXP.: 2
HOMETOWN: TUCKER, GA.
BORN: 02/01/90

TRANSACTIONS: Signed by Kansas City Chiefs as an undrafted free agent, March 30, 2012...Waived by Chiefs, Aug. 31, 2012...Signed by Chiefs to practice squad, Sept. 1, 2012...Signed by Chiefs to active roster, Oct. 6, 2012...Waived by Chiefs, Oct. 9, 2012...Re-signed by Chiefs to practice squad, Oct. 11, 2012...Re-signed by Chiefs to active roster, Nov. 12, 2012...Waived by Chiefs, Aug. 25, 2013...Signed by Oakland Raiders as a reserve/future free agent, Jan. 13, 2014.

CAREER: Experienced cornerback and special teams standout enters his second season with the Raiders...Has played in 23 career games, nine with Kansas City in 2012 and 14 with Oakland in 2014...Tallied six tackles (five solo) on defense with three passes defended...Added six stops on special teams in his first season with Oakland.

2014: Played in 14 games in first season with Raiders...Sat out two games with a hand injury...Posted two tackles (one solo) with three passes defended...Also notched six special teams stops...**(9/7)** at NYI: Made Raiders debut, seeing action on special teams...**(9/14)** vs. Hou.: Played on special teams...**(9/21)** at NE: Saw time on special teams, serving as a gunner on punt coverage...**(9/28)** vs. Mia.: Downed two punts on special teams...**(10/12)** vs. SD: Logged significant time on special teams...**(10/19)** vs. Ari.: Recorded first career pass defended on a second-quarter third-down play, forcing a Cardinals punt...Added a special teams tackle in punt coverage...**(10/26)** at Cle.: Key element of coverage units on special teams...Downed a fourth-quarter punt...**(11/2)** at Sea.: Saw time on special teams and limited action on defense...**(11/9)** vs. Den.: Stopped PR Isaiah Burse for a 2-yard return on a third-quarter punt...**(11/20)** vs. KC: Saw action on defense, assisting on one tackle...Tracked down PR De'Anthony Thomas on a second-quarter punt, dropping him for a 12-yard loss at the Kansas City 5-yard line...**(12/14)** at KC: Returned from a hand injury to see action on special teams...**(12/21)** vs. Buf.: Posted two tackles on special teams...Also played nine snaps on defense, posting one solo tackle and one pass defended...**(12/28)** at Den.: Recorded a special teams tackle in punt coverage.

2013 (with Toronto Argonauts of CFL): Recorded six tackles and one fumble recovery with Toronto after spending the offseason and training camp with the Kansas City Chiefs.

2012 (with KC): Appeared in nine games, primarily on special teams...Spent eight weeks on the Chiefs' practice squad...**(10/7)** vs. Bal.: Made NFL debut, playing primarily on special teams...**(12/2)** vs. Car.: Recorded two fourth-quarter stops of WR Steve Smith, marking the first two tackles of his career...**(12/23)** vs. Ind.: Tallied two fourth-quarter tackles of Colts WR Reggie Wayne.

COLLEGE: Played in 51 games with 40 starts at Auburn, compiling 279 tackles (172 solo), seven INTs, 35 passes defended, one fumble recovery and one blocked FG returned for a TD...Started all 13 contests as a senior in 2011, registering 102 tackles (51), six passes defended and a fumble recovery...Appeared in 14 games (13 starts) as a junior in 2010, earning second-team Preseason All-SEC honors and helping the Tigers capture the 2010 BCS National Championship...Ranked third on the team with 64 tackles and finished with a team-best nine passes defended that same year...Started all 13 games as a sophomore in 2009, tying for 20th in the SEC with an average of 6.5 tackles per game and finishing third on his team with 84 tackles...Played in 11 games (one start) as a true freshman in 2008, earning a spot on the Coaches' All-SEC Freshman Team...Majored in philosophy.

PERSONAL: Attended Tucker (Ga.) High School...Named an Under Armour All-American as a senior...Had 64 tackles including six tackles for loss, 11 passes defended, three INTs and forced a fumble as a senior...Registered 18 sacks as a junior...Was honorable mention all-county as a junior...Rated as 11th best cornerback in nation by Scouts.com...Ranked 53rd best player in Georgia by SuperPrep...Also ran track.

ADDITIONAL STATISTICS: Special teams tackles – 6 in 2014.

SINGLE-GAME HIGHS: TACKLES: Total – 2, two times; last: 12/23/12 vs. Ind. Solo – 2, two times; last: 12/23/12 vs. Ind.

NEIKO THORPE'S CAREER STATISTICS

Year	Team	GP	GS	TACKLES					Yds	INTERCEPTIONS					FUMBLES		
				Tot.	Solo	Asst.	Sacks			No.	Yds	Lg	TD	PD	FF	FR	Yds
2012	Kansas City	9	0	4	4	0	0.0	0.0	0	0	-	0	0	0	0	0	0
2014	Oakland	14	0	2	1	1	0.0	0.0	0	0	-	0	3	0	0	0	0
Totals		23	0	6	5	1	0.0	0.0	0	0	-	0	3	0	0	0	0

NEIKO THORPE GAME-BY-GAME
2014, OAKLAND

Date	Opp.	GP	GS	TACKLES					No.	INTERCEPTIONS				FUMBLES		
				Tot.	Solo	Asst.	Sacks	Yds		Yds	Lg	TD	PD	FF	FR	Yds
9/7	at NYJ-L	1	0	0	0	0	0.0	0.0	0	0	-	0	0	0	0	0
9/14	Hou-L	1	0	0	0	0	0.0	0.0	0	0	-	0	0	0	0	0
9/21	at NE-L	1	0	0	0	0	0.0	0.0	0	0	-	0	0	0	0	0
9/28	Mia-L	1	0	0	0	0	0.0	0.0	0	0	-	0	0	0	0	0
10/12	SD-L	1	0	0	0	0	0.0	0.0	0	0	-	0	0	0	0	0
10/19	Ari-L	1	0	0	0	0	0.0	0.0	0	0	-	0	2	0	0	0
10/26	at Cle-L	1	0	0	0	0	0.0	0.0	0	0	-	0	0	0	0	0
11/2	at Sea-L	1	0	0	0	0	0.0	0.0	0	0	-	0	0	0	0	0
11/9	Den-L	1	0	0	0	0	0.0	0.0	0	0	-	0	0	0	0	0
11/16	at SD-L	1	0	0	0	0	0.0	0.0	0	0	-	0	0	0	0	0
11/20	KC-W	1	0	1	0	1	0.0	0.0	0	0	-	0	0	0	0	0
11/30	at StL-L	(INACTIVE - HAND)														
12/7	SF-W	(INACTIVE - HAND)														
12/14	at KC-L	1	0	0	0	0	0.0	0.0	0	0	-	0	0	0	0	0
12/21	Buf-W	1	0	1	1	0	0.0	0.0	0	0	-	0	1	0	0	0
12/28	at Den-L	1	0	0	0	0	0.0	0.0	0	0	-	0	0	0	0	0
Totals		14	0	2	1	1	0.0	0.0	0	0	-	0	3	0	0	0

2012, KANSAS CITY

Date	Opp.	GP	GS	Tot.	TACKLES				No.	INTERCEPTIONS					FUMBLES		
					Solo	Asst.	Sacks	Yds		Yds	Lg	TD	PD	FF	FR	(Yds)	
9/9	Atl-L																
9/16	at Buf-L																
9/23	at NO-W																
9/30	SD-L																
10/7	Bal-L	1	0	0	0	0	0.0	0.0	0	0	-	0	0	0	0	0	
10/14	at TB-L																
10/28	Oak-L																
11/1	at SD-L																
11/12	at Pit-L	1	0	0	0	0	0.0	0.0	0	0	-	0	0	0	0	0	
11/18	Cin-L	1	0	0	0	0	0.0	0.0	0	0	-	0	0	0	0	0	
11/25	Den-L	1	0	0	0	0	0.0	0.0	0	0	-	0	0	0	0	0	
12/2	Car-W	1	0	2	2	0	0.0	0.0	0	0	-	0	0	0	0	0	
12/9	at Cle-L	1	0	0	0	0	0.0	0.0	0	0	-	0	0	0	0	0	
12/16	at Oak-L	1	0	0	0	0	0.0	0.0	0	0	-	0	0	0	0	0	
12/23	Ind-L	1	0	2	2	0	0.0	0.0	0	0	-	0	0	0	0	0	
12/30	at Den-L	1	0	0	0	0	0.0	0.0	0	0	-	0	0	0	0	0	
Totals		9	0	4	4	0	0.0	0.0	0	0	-	0	0	0	0	0	



Justin TUCKER

91

DEFENSIVE END | 6-5 | 265 | NOTRE DAME
ACQUIRED: UFA-'14 (NYG) | NFL EXP.: 11 | RAIDERS EXP.: 2
HOMETOWN: KELLYTON, ALA.
BORN: 03/29/83

TRANSACTIONS: Selected by New York Giants in the third round (74th overall) of the 2005 NFL Draft, April 23, 2005...Signed by Oakland Raiders as an unrestricted free agent, March 13, 2014.

CAREER: Veteran defensive end enters his second season with the Raiders...Led Oakland with five sacks in his first year with the team...Spent his first nine seasons with the New York Giants, helping the team win Super Bowls XLII and XLVI...Was named to the Pro Bowl in 2008 and 2010...Was voted by his teammates as a defensive captain from 2010-13...His 60.5 sacks rank him sixth on the Giants' all-time sack list...Career totals include 142 games played with 102 starts, 482 tackles (336 solo), 65.5 sacks, 22 forced fumbles, six fumble recoveries, three INTs and 29 passes defended...His postseason totals include 10 games played with five starts, 32 tackles (26 solo), 5.5 sacks, one forced fumble and one pass defended...Has totaled four sacks in his two Super Bowl appearances with the Giants, both victories over the New England Patriots.

AT A GLANCE

- Led the Raiders with five sacks in his first season with the team.
- Two-time Pro Bowler in 2008 and 2010.
- Helped the Giants win two Super Bowls during his tenure in New York, Super Bowls XLII and XLVI, posting two sacks in each of the Giants' Super Bowl wins.
- Has four seasons of double-digit sacks.
- Was voted New York's defensive captain from 2010-13.
- Is Notre Dame's all-time sack leader with 24.5 sacks.

2014: Played in 15 games with 12 starts in first season with Oakland, leading the team with five sacks...Totalled 51 tackles (34 solo), five sacks, two forced fumbles, one INT and six passes defended...**(9/7) at NYJ:** Notched five tackles (three) in Raiders debut...**(9/14) vs. Hou.:** Posted three tackles (two)...Blocked a 27-yard FG attempt in the fourth quarter, the first block of his career...**(9/21) at NE:** Totalled four tackles (three) and one sack...Recorded his first sack as a Raider, getting to QB Tom Brady for a 5-yard loss to force a punt...**(9/28) vs. Mia.:** Posted five tackles (three) and one forced fumble...Stripped RB Lamar Miller at the goal line, forcing a fumble that was recovered by S Charles Woodson in the end zone...**(10/12) vs. SD:** Totalled three tackles (two) despite suffering a knee injury in the first quarter...**(10/26) at Cle.:** Limited due to a knee injury...Registered second sack of the season, getting to QB Brian Hoyer for an 8-yard loss in the fourth quarter and forcing a Cleveland punt...Posted two tackles (one)...**(11/2) at Sea.:** Posted four tackles (two)...**(11/9) vs. Den.:** Tipped and intercepted a QB Peyton Manning pass in the second quarter and returned it seven yards...Added four tackles (three)...**(11/16) at SD:** Credited with two tackles (one)...**(11/20) vs. KC:** Posted three tackles (two) and one pass defended...**(11/30) at StL.:** Recorded two solo tackles, both of which were for losses...Sacked QB Shaun Hill for a 7-yard loss...Also credited with a pass defended...**(12/14) at KC:** Started 100th career game...Totalled three tackles (two) and one pass defended...**(12/21) vs. Buf.:** Posted four solo tackles and one sack...Made a pair of key fourth-quarter plays, stopping RB Fred Jackson for a 4-yard loss and sacking QB Kyle Orton for an 11-yard loss late in the final period...Helped limit Buffalo to just 13 rushing yards, tying the third lowest opponent rushing total in franchise history...**(12/28) at Den.:** Recorded fifth sack of the season, getting to QB Peyton Manning for a 3-yard loss in the first quarter...Tipped a Manning lateral later in the opening period, leading to an 18-yard fumble return for a TD by CB Keith McGill...Marked the Raiders' only defensive TD of the season...Finished with five tackles (four) and one pass defended.

2013 (with NYG): Played in all 16 games on the season, posting double-digit sacks for the fourth time in his career...Voted defensive captain...Led the Giants with 11 sacks...**(9/8) at Dal.:** Finished second on the team with eight tackles (three solo) and 0.5 sacks, giving him him 50 career sacks...**(9/15) vs. Den.:** Started at defensive end and recorded eight tackles (four)...**(10/21) vs. Min.:** Posted four tackles (two) and one sack...Was part of a unit that held RB Adrian Peterson to just 28 rushing yards...**(11/24) vs. Dal.:** Totalled four tackles (three) and one sack...**(12/1) at Was.:** Was named the NFC Defensive Player of the Week for his performance in the victory...Recorded a career-high four sacks, five tackles and one forced fumble...**(12/8) at SD:** Collected six tackles (five), two sacks and one forced fumble...**(12/22) vs. Det.:** Posted two tackles and one INT, the second of his career...**(12/29) vs. Was.:** Recorded six tackles (four), two sacks and one forced fumble.

2012 (with NYG): Appeared in 15 games and made 14 starts on the season...Voted defensive captain...Missed one game (Dec. 23 at Bal.) due to a neck injury...**(9/5) vs. Dal.:** Posted four tackles in the season opener...**(10/7) vs. Cle.:** Recorded a season-high six tackles (three solo) in the team's victory...**(10/21) vs. Was.:** Posted six tackles (four) and registered his first sack of the season, taking down QB Robert Griffin III for an 8-yard loss...**(11/4) vs. Pitt.:** Made five tackles (three) and added two sacks of QB Ben Roethlisberger...**(12/9) vs. NO:** Credited with five tackles (three)...**(9/30) vs. Phi.:** Recorded one sack of QB Michael Vick for a 4-yard loss in the season finale.



2011 (with NYG): Played in 12 regular season games with 11 starts, the first time since 2006 he did not play all 16 games... Voted defensive captain...Missed four games due to a neck injury...Started all four postseason games, helping the Giants win Super Bowl XLVI...Added 3.5 sacks in the playoffs, tied for the team lead...(9/19) vs. StL.: Made his season debut and notched five tackles (four solo) and 1.5 sacks of QB Sam Bradford...(10/30) vs. Mia.: Returned to action after missing three games and shared a sack with DE Mathias Kiwanuka...(12/4) vs. GB: Posted five tackles (four) and one sack, taking down QB Aaron Rodgers for a 7-yard loss...(12/18) vs. Was.: Recorded a season-high seven tackles (four)...(1/1/12) vs. Dal.: Posted two tackles and one sack in the Giants' division-clinching win...Postseason: (1/8/12) vs. Atl.: Recorded four tackles (three) as the Giants' defense shut out the Falcons in their Wild Card victory...(1/22/12) at SF: Posted four tackles (three) and 1.5 sacks in the victory, sending New York to the Super Bowl...Super Bowl XLVI (2/5/12) at NE: Registered three tackles and two sacks in the team's victory in Super Bowl XLVI...Marked the second Super Bowl in which he recorded a multi-sack game.

2010 (with NYG): Started all 16 games at defensive end for the second time in his career...Voted as the team's defensive captain for the first time...Finished the season with 11.5 sacks, tied for the team lead...His 11.5 sacks ranked fourth in the NFC and seventh in the NFL...Led the NFL with five fumble recoveries...Finished third on the team with 76 tackles...Named to his second Pro Bowl in three seasons...Was voted to the Pro Football Writers of America's first-team All-Pro and the Associated Press' second-team All-Pro...Recorded at least 0.5 sacks in six consecutive games and one fumble recovery in three...(9/26) vs. Ten.: Made a season-high eight tackles (three solo)...(10/3) vs. Chi.: Recorded seven solo tackles, three sacks and one forced fumble in the team's victory...The three sacks marked a then-career high...(10/10) at Hou.: Posted six tackles (four), one sack and one fumble recovery in the win...(11/21) at Phi.: Registered seven tackles (six), three sacks and two forced fumbles...Marked the second time on the year that he recorded three sacks in a game.

2009 (with NYG): Appeared in all 16 games, making 15 starts...Finished fourth on the team with 59 tackles, second with six sacks, tied for first with four forced fumbles and first with 10 passes defended...(9/13) vs. Was.: Was named the NFC Defensive Player of the Week for the first time in his career...Posted five tackles (four solo), 1.5 sacks and one pass defended in the season-opening victory...(10/11) vs. Oak.: Recorded six solo tackles, two sacks, one forced fumble and one fumble recovery in the victory...(12/27) vs. Car.: Posted a season-best eight tackles (five) and 0.5 sacks.

2008 (with NYG): Started all 16 regular season games for the first time in his career...Finished with a team- and career-high 12 sacks...Registered four multi-sack games...Posted his first career INT and TD...Was selected to his first Pro Bowl as a starter for the NFC...Also selected to the first-team All-Pro by the Associated Press and the Pro Football Writers of America and first-team All-NFC by the PFWA...(9/4) vs. Was.: Registered six tackles (four solo) and one sack in the season opener...Opened the season with an 8-yard sack of QB Jason Campbell on the Redskins' first play from scrimmage...(9/14) at StL.: Posted two tackles, two sacks, one INT and one pass defended...Returned an INT 41 yards for a TD, the first of his career...(10/19) vs. SF: Recorded three tackles and two sacks of QB J.T. O'Sullivan and two forced fumbles...(11/2) vs. Dal.: Matched a season high with six tackles (five) and set a season high with 2.5 sacks of QB Brad Johnson...(11/30) at Was.: Matched a season high with six tackles and posted two sacks...Postseason: (1/11/09) vs. Phi.: Totaled five tackles (four) in the Divisional round.

2007 (with NYG): Played in all 16 regular season games for the first time in his career...His 10 sacks marked the first time in his career he reached double-digit sacks and ranked second on the team...Was part of a unit that led the NFL in sacks (53)...(9/9) at Dal.: Posted four solo tackles and one sack of QB Tony Romo for a 9-yard loss...(9/16) vs. GB: Collected three tackles and one sack of QB Brett Favre...(9/30) vs. Phi.: Made seven tackles (six solo) and added two sacks of QB Donovan McNabb...Part of a unit that produced 12 sacks in the game...(12/2) at Chi.: Posted three tackles (two) and added 1.5 sacks of QB Rex Grossman...(12/16) vs. Was.: Made a season-high eight tackles (seven) and one sack...Postseason: (1/6/08) at TB: Posted three tackles (two) in the team's Wild Card victory...(1/20/08) at GB: Recorded four tackles (three) and one pass defended in the team's victory in the NFC Championship Game...Super Bowl XLII (2/3/08) at NE: Racked up a postseason-best six tackles (five), two sacks and one forced fumble in the Giants' victory in Super Bowl XLII.

2006 (with NYG): Played in six games before being placed on the reserve/injured list with a foot injury that required surgery...(9/24) at Sea.: Saw action as a reserve at defensive tackle and defensive end, finishing with three tackles (one solo).

2005 (with NYG): Played in 14 regular season games and started one as a rookie...(12/4) vs. Dal.: Finished with two solo tackles, one sack and one forced fumble in the victory...(12/31) at Oak.: Contributed two solo tackles and one pass defended.

COLLEGE: Played in 36 games with 22 starts in three seasons at Notre Dame...Established the school record with 24.5 career sacks, topping the previous mark of 22.5 by Kory Minor (1995-98)...Recorded 164 tackles (113 solo), 43 tackles for loss, four forced fumbles and seven passes defended...His 43 stops behind the line of scrimmage broke the previous school record of 42 by Anthony Weaver (1998-2001)...All-American Dream Team selection by the NFL Draft Report as a senior...Named team's Most Valuable Player...Enjoyed a breakout year in 2003, when he set the school single-season record with 13.5 sacks, 73 tackles, three forced fumbles and 19 stops behind the line of scrimmage...All-American Third-Team and All-Independent First-Team selection by the NFL Draft Report...Majored in business management.

PERSONAL: Attended Central Coosa County High School in Kellyton, Ala. ...Played linebacker...Career totals include 492 tackles, 37 sacks, 26 forced fumbles and 17 fumble recoveries on defense...Caught 115 passes for 2,106 yards and 17 TDs during his career on offense...Was named the Alabama Class 4A Player of the Year as a senior in 2000, leading his team to a 10-2 mark...Named an all-state selection and selected to play in the Alabama-Mississippi All-Star game...Posted 167 tackles and nine sacks as a senior at middle linebacker...Also played basketball and baseball...Cousin, Adalius Thomas, played football at Southern Mississippi and in the NFL for Baltimore and New England...Named 2011 Giants Man of the Year...Tuck's R.U.S.H. for Literacy program aspires to encourage children to Read, Understand, Succeed and Hope as they continue to nurture literacy in their lives...The charity program is committed to raising funds to donate books and other reading materials to benefit New York and Central Alabama communities...Helped make sandwiches at the Community FoodBank of New Jersey that were distributed to shelters in New Jersey for those who were affected by Hurricane Sandy in 2012.

ADDITIONAL STATISTICS: Touchdowns (1): 9/14/08 at StL., 41-yard INT return. Special teams tackles – 12 in 2005, 6 in 2006, 2 in 2007; NFL totals: 20. Field goal blocks – 1 in 2014.

SINGLE-GAME HIGHS: TACKLES: Total – 8, five times; last: 9/15/13 vs. Den. Solo – 8, 12/16/07 vs. Was. Sacks – 4, 12/1/13 at Was. Forced fumbles – 2, three times; last: 12/5/10 vs. Was. Fumble recoveries – 1, six times; last: 12/16/10 at GB. Interceptions – 1, three times, last: 11/9/14 vs. Den. Passes defended – 2, two times; last: 12/24/11 at NYJ.

JUSTIN TUCK'S CAREER STATISTICS

Year	Team	GP	GS	TACKLES					Yds	INTERCEPTIONS					FUMBLES		
				Tot.	Solo	Asst.	Sacks			No.	Yds	Lg	TD	PD	FF	FR	Yds
2005	NY Giants	14	1	19	15	4	1.0	7.0		0	0	-	0	1	1	0	0
2006	NY Giants	6	0	4	2	2	0.0	0.0		0	0	-	0	0	0	0	0
2007	NY Giants	16	2	63	46	17	10.0	60.5		0	0	-	0	1	2	0	0
2008	NY Giants	16	16	65	51	14	12.0	84.5		1	41	41t	1	2	3	0	0
2009	NY Giants	16	15	59	45	14	6.0	28.5		0	0	-	0	8	5	1	0
2010	NY Giants	16	16	76	48	28	11.5	86.5		0	0	-	0	4	6	5	4
2011	NY Giants	12	11	37	27	10	5.0	40.0		0	0	-	0	3	1	0	0
2012	NY Giants	15	14	45	27	18	4.0	25.0		0	0	-	0	1	0	0	0
2013	NY Giants	16	15	63	41	22	11.0	65.5		1	-2	-2	0	3	2	0	0
2014	Oakland	15	12	51	34	17	5.0	34.0		1	7	7	0	6	2	0	0
Totals		142	102	482	336	146	65.5	431.5		3	46	41t	1	29	22	6	4
POSTSEASON																	
2005	NY Giants	1	0	1	1	0	0.0	0.0		0	0	-	0	0	0	0	0
2007	NY Giants	4	0	14	11	3	2.0	14.0		0	0	-	0	1	1	0	0
2008	NY Giants	1	1	5	4	1	0.0	0.0		0	0	-	0	0	0	0	0
2011	NY Giants	4	4	12	10	2	3.5	14.5		0	0	-	0	0	0	0	0
Totals		10	5	32	26	6	5.5	28.5		0	0	-	0	1	1	0	0

JUSTIN TUCK GAME-BY-GAME

2014, OAKLAND

Date	Opp.	GP	GS	TACKLES					Yds	No.	INTERCEPTIONS					FUMBLES		
				Tot.	Solo	Asst.	Sacks				Yds	Lg	TD	PD		FF	FR	Yds
9/7	at NYJ-L	1	1	5	3	2	0.0	0.0		0	0	-	0	0		0	0	0
9/14	Hou-L	1	1	3	2	1	0.0	0.0		0	0	-	0	1		0	0	0
9/21	at NE-L	1	1	4	3	1	1.0	5.0		0	0	-	0	0		0	0	0
9/28	Mia-L	1	0	5	3	2	0.0	0.0		0	0	-	0	0		1	0	0
10/12	SD-L	1	0	3	2	1	0.0	0.0		0	0	-	0	0		0	0	0
10/19	Ari-L			(INACTIVE - KNEE)														
10/26	at Cle-L	1	0	2	1	1	1.0	8.0		0	0	-	0	0		0	0	0
11/2	at Sea-L	1	1	4	2	2	0.0	0.0		0	0	-	0	0		0	0	0
11/9	Den-L	1	1	4	3	1	0.0	0.0		1	7	7	0	1		0	0	0
11/16	at SD-L	1	1	2	1	1	0.0	0.0		0	0	-	0	0		0	0	0
11/20	KC-W	1	1	3	2	1	0.0	0.0		0	0	-	0	1		0	0	0
11/30	at StL-L	1	1	2	2	0	1.0	7.0		0	0	-	0	1		0	0	0
12/7	SF-W	1	1	2	0	2	0.0	0.0		0	0	-	0	0		0	0	0
12/14	at KC-L	1	1	3	2	1	0.0	0.0		0	0	-	0	1		0	0	0
12/21	Buf-W	1	1	4	4	0	1.0	11.0		0	0	-	0	0		0	0	0
12/28	at Den-L	1	1	5	4	1	1.0	3.0		0	0	-	0	1		1	0	0
Totals		15	12	51	34	17	5.0	34.0		1	7	7	0	6		2	0	0

JUSTIN TUCK GAME-BY-GAME
2013, NEW YORK GIANTS

Date	Opp.	GP	GS	TACKLES					Yds	No.	INTERCEPTIONS				FUMBLES		
				Tot.	Solo	Asst.	Sacks				Yds	Lg	TD	PD	FF	FR	Yds
9/8	at Dal-L	1	1	8	3	5	0.5	4.0	0	0	0	-	0	0	0	0	0
9/15	Den-L	1	1	8	4	4	0.0	0.0	0	0	0	-	0	0	0	0	0
9/22	at Car-L	1	1	2	2	0	0.0	0.0	0	0	0	-	0	0	0	0	0
9/29	at KC-L	1	1	1	1	0	0.0	0.0	0	0	0	-	0	0	0	0	0
10/6	Phi-L	1	1	3	1	2	0.0	0.0	0	0	0	-	0	0	0	0	0
10/10	at Chi-L	1	0	2	2	0	0.0	0.0	0	0	0	-	0	1	0	0	0
10/21	Min-W	1	1	4	2	2	1.0	14.0	0	0	0	-	0	0	0	0	0
10/27	at Phi-W	1	1	2	2	0	0.0	0.0	0	0	0	-	0	0	0	0	0
11/10	Oak-W	1	1	2	2	0	0.0	0.0	0	0	0	-	0	1	0	0	0
11/17	GB-W	1	1	2	1	1	0.0	0.0	0	0	0	-	0	0	0	0	0
11/24	Dal-L	1	1	4	3	1	1.0	10.0	0	0	0	-	0	0	0	0	0
12/1	at Was-W	1	1	5	4	1	4.0	21.0	0	0	0	-	0	0	0	0	0
12/8	at SD-L	1	1	6	5	1	2.0	5.0	0	0	0	-	0	0	1	0	0
12/15	Sea-L	1	1	6	3	3	0.5	2.5	0	0	0	-	0	0	0	0	0
12/22	at Det-W	1	1	2	2	0	0.0	0.0	1	-2	-2	0	0	1	0	0	0
12/29	Was-W	1	1	6	4	2	2.0	9.0	0	0	0	-	0	0	1	0	0
Totals		16	15	63	41	22	11.0	65.5	1	-2	-2	0	3	2	0	0	0

2012, NEW YORK GIANTS

Date	Opp.	GP	GS	TACKLES					Yds	No.	INTERCEPTIONS				FUMBLES		
				Tot.	Solo	Asst.	Sacks				Yds	Lg	TD	PD	FF	FR	Yds
9/5	Dal-L	1	1	4	1	3	0.0	0.0	0	0	0	-	0	0	0	0	0
9/16	TB-W	1	1	3	3	0	0.0	0.0	0	0	0	-	0	0	0	0	0
9/20	at Car-W	1	1	3	2	1	0.0	0.0	0	0	0	-	0	0	0	0	0
9/30	at Phi-L	1	1	4	2	2	0.0	0.0	0	0	0	-	0	0	0	0	0
10/7	Cle-W	1	1	6	3	3	0.0	0.0	0	0	0	-	0	0	0	0	0
10/14	at SF-W	1	1	0	0	0	0.0	0.0	0	0	0	-	0	0	0	0	0
10/21	Was-W	1	1	6	4	2	1.0	8.0	0	0	0	-	0	0	0	0	0
10/28	at Dal-W	1	1	0	0	0	0.0	0.0	0	0	0	-	0	0	0	0	0
11/4	Pit-L	1	1	5	3	2	2.0	13.0	0	0	0	-	0	1	0	0	0
11/11	at Cin-L	1	1	2	0	2	0.0	0.0	0	0	0	-	0	0	0	0	0
11/25	GB-W	1	1	1	1	0	0.0	0.0	0	0	0	-	0	0	0	0	0
12/3	at Was-L	1	1	2	2	0	0.0	0.0	0	0	0	-	0	0	0	0	0
12/9	NO-W	1	1	5	3	2	0.0	0.0	0	0	0	-	0	0	0	0	0
12/16	at Atl-L	1	1	2	2	0	0.0	0.0	0	0	0	-	0	0	0	0	0
12/23	at Bal-L			(INACTIVE - NECK)													
12/30	Phi-W	1	0	2	1	1	1.0	4.0	0	0	0	-	0	0	0	0	0
Totals		15	14	45	27	18	4.0	25.0	0	0	0	-	0	1	0	0	0

JUSTIN TUCK GAME-BY-GAME
2011, NEW YORK GIANTS

Date	Opp.	GP	GS	Tot.	TACKLES				Yds	No.	INTERCEPTIONS					FUMBLES		
					Solo	Asst.	Sacks				Yds	Lg	TD	PD		FF	FR	Yds
9/11	at Was-L				(INACTIVE - NECK)													
9/19	StL-W	1	1	5	4	1	1.5	19.0	0	0	-	0	0	0	0	0	0	0
9/25	at Phi-W	1	1	1	1	0	0.0	0.0	0	0	-	0	0	0	0	0	0	0
10/2	at Ari-W				(INACTIVE - NECK)													
10/9	Sea-L				(INACTIVE - NECK)													
10/16	Buf-W				(INACTIVE - NECK)													
10/30	Mia-W	1	0	1	1	0	0.5	5.0	0	0	-	0	0	0	0	0	0	0
11/6	at NE-W	1	1	3	2	1	0.0	0.0	0	0	-	0	1	0	0	0	0	0
11/13	at SF-L	1	1	0	0	0	0.0	0.0	0	0	-	0	0	0	0	0	0	0
11/20	Phi-L	1	1	5	1	4	0.0	0.0	0	0	-	0	0	0	0	0	0	0
11/28	at NO-L	1	1	4	4	0	0.0	0.0	0	0	-	0	0	0	0	0	0	0
12/4	GB-L	1	1	5	4	1	1.0	7.0	0	0	-	0	0	0	0	0	0	0
12/11	at Dal-W	1	1	0	0	0	0.0	0.0	0	0	-	0	0	0	0	0	0	0
12/18	Was-L	1	1	7	4	3	0.0	0.0	0	0	-	0	0	0	0	0	0	0
12/24	at NYJ-W	1	1	4	4	0	1.0	6.0	0	0	-	0	2	0	0	0	0	0
1/1/12	Dal-W	1	1	2	2	0	1.0	3.0	0	0	-	0	0	0	1	0	0	0
Totals		12	11	37	27	10	5.0	40.0	0	0	-	0	3	1	0	0	0	0
POSTSEASON																		
1/8/12	Atl-W	1	1	4	3	1	0.0	0.0	0	0	-	0	0	0	0	0	0	0
1/15/12	at GB-W	1	1	1	1	0	0.0	0.0	0	0	-	0	0	0	0	0	0	0
1/22/12	at SF-W	1	1	4	3	1	1.5	4.5	0	0	-	0	0	0	0	0	0	0
2/5/12	at NE-W	1	1	3	3	0	2.0	10.0	0	0	-	0	0	0	0	0	0	0
Totals		4	4	12	10	2	3.5	14.5	0	0	-	0	0	0	0	0	0	0

2010, NEW YORK GIANTS

Date	Opp.	GP	GS	Tot.	TACKLES				Yds	No.	INTERCEPTIONS					FUMBLES		
					Solo	Asst.	Sacks				Yds	Lg	TD	PD		FF	FR	Yds
9/12	Car-W	1	1	4	3	1	0.0	0.0	0	0	-	0	0	0	0	0	1	0
9/19	at Ind-L	1	1	7	5	2	0.0	0.0	0	0	-	0	0	0	0	0	0	0
9/26	Ten-L	1	1	8	3	5	0.0	0.0	0	0	-	0	0	0	0	0	0	0
10/3	Chi-W	1	1	7	7	0	3.0	29.0	0	0	-	0	0	0	1	0	0	0
10/10	at Hou-W	1	1	6	4	2	1.0	8.0	0	0	-	0	0	0	0	1	4	0
10/17	Det-W	1	1	4	0	4	0.0	0.0	0	0	-	0	0	0	0	1	0	0
10/25	at Dal-W	1	1	1	1	0	0.0	0.0	0	0	-	0	1	1	1	1	0	0
11/7	at Sea-W	1	1	1	1	0	0.0	0.0	0	0	-	0	0	0	0	0	0	0
11/14	Dal-L	1	1	6	3	3	0.0	0.0	0	0	-	0	0	0	0	0	0	0
11/21	at Phi-L	1	1	7	6	1	3.0	14.0	0	0	-	0	0	0	2	0	0	0
11/28	Jac-W	1	1	5	1	4	0.5	5.5	0	0	-	0	2	0	0	0	0	0
12/5	Was-W	1	1	3	3	0	1.0	8.0	0	0	-	0	0	0	2	0	0	0
12/13	at Min-W	1	1	2	1	1	0.5	3.0	0	0	-	0	0	0	0	0	0	0
12/19	Phi-L	1	1	7	6	1	1.5	14.0	0	0	-	0	0	0	0	0	0	0
12/26	at GB-L	1	1	7	4	3	1.0	5.0	0	0	-	0	0	0	0	1	0	0
1/2/11	at Was-W	1	1	1	0	1	0.0	0.0	0	0	-	0	1	0	0	0	0	0
Totals		16	16	76	48	28	11.5	86.5	0	0	-	0	4	6	5	4	4	0

JUSTIN TUCK GAME-BY-GAME

2009, NEW YORK GIANTS

Date	Opp.	GP	GS	Tot.	TACKLES				Yds	No.	INTERCEPTIONS				FUMBLES		
					Solo	Asst.	Sacks				Yds	Lg	TD	PD	FF	FR	Yds
9/13	Was-W	1	1	5	4	1	1.5	7.5	0	0	0	-	0	1	0	0	0
9/20	at Dal-W	1	1	1	1	0	0.0	0.0	0	0	0	-	0	0	0	0	0
9/27	at TB-W	1	0	0	0	0	0.0	0.0	0	0	0	-	0	0	0	0	0
10/4	at KC-W	1	1	3	2	1	0.0	0.0	0	0	0	-	0	1	1	0	0
10/11	Oak-W	1	1	6	6	0	2.0	10.0	0	0	0	-	0	0	1	1	0
10/18	at NO-L	1	1	4	4	0	0.0	0.0	0	0	0	-	0	1	0	0	0
10/25	Ari-L	1	1	5	2	3	0.0	0.0	0	0	0	-	0	0	1	0	0
11/1	at Phi-L	1	1	1	1	0	0.0	0.0	0	0	0	-	0	1	0	0	0
11/8	SD-L	1	1	3	3	0	0.0	0.0	0	0	0	-	0	0	0	0	0
11/22	Atl-W	1	1	4	3	1	1.0	1.0	0	0	0	-	0	1	1	0	0
11/26	at Den-L	1	1	6	5	1	0.0	0.0	0	0	0	-	0	1	0	0	0
12/6	Dal-W	1	1	2	1	1	0.0	0.0	0	0	0	-	0	1	0	0	0
12/13	Phi-L	1	1	6	5	1	0.0	0.0	0	0	0	-	0	1	0	0	0
12/21	at Was-W	1	1	1	1	0	1.0	9.0	0	0	0	-	0	0	1	0	0
12/27	Car-L	1	1	8	5	3	0.5	1.0	0	0	0	-	0	0	0	0	0
1/3/10	at Min-L	1	1	4	2	2	0.0	0.0	0	0	0	-	0	0	0	0	0
Totals		16	15	59	45	14	6.0	28.5	0	0	0	-	0	8	5	1	0

2008, NEW YORK GIANTS

Date	Opp.	GP	GS	Tot.	TACKLES				Yds	No.	INTERCEPTIONS				FUMBLES		
					Solo	Asst.	Sacks				Yds	Lg	TD	PD	FF	FR	Yds
9/4	Was-W	1	1	6	4	2	1.0	8.0	0	0	0	-	0	0	0	0	0
9/14	at StL-W	1	1	2	2	0	2.0	14.0	1	41	41t	1	1	1	0	0	0
9/21	Cin-W	1	1	4	2	2	0.0	0.0	0	0	0	-	0	0	0	0	0
10/5	Sea-W	1	1	4	2	2	0.0	0.0	0	0	0	-	0	0	0	0	0
10/13	at Cle-L	1	1	5	5	0	0.0	0.0	0	0	0	-	0	0	0	0	0
10/19	SF-W	1	1	3	3	0	2.0	18.0	0	0	0	-	0	0	2	0	0
10/26	at Pit-W	1	1	5	4	1	1.0	6.0	0	0	0	-	0	0	0	0	0
11/2	Dal-W	1	1	6	5	1	2.5	21.5	0	0	0	-	0	0	0	0	0
11/9	at Phi-W	1	1	3	3	0	0.0	0.0	0	0	0	-	0	0	0	0	0
11/16	Bal-W	1	1	2	2	0	0.0	0.0	0	0	0	-	0	0	0	0	0
11/23	at Ari-W	1	1	2	2	0	1.0	3.0	0	0	0	-	0	0	1	0	0
11/30	at Was-W	1	1	6	6	0	2.0	11.0	0	0	0	-	0	0	0	0	0
12/7	Phi-L	1	1	6	3	3	0.0	0.0	0	0	0	-	0	0	0	0	0
12/14	at Dal-L	1	1	5	4	1	0.5	3.0	0	0	0	-	0	0	0	0	0
12/21	Car-W	1	1	5	3	2	0.0	0.0	0	0	0	-	0	0	0	0	0
12/28	at Min-L	1	1	1	1	0	0.0	0.0	0	0	0	-	0	1	0	0	0
Totals		16	16	65	51	14	12.0	84.5	1	41	41t	1	2	3	0	0	0
POSTSEASON																	
1/11/09	Phi-L	1	1	5	4	1	0.0	0.0	0	0	0	-	0	0	0	0	0

JUSTIN TUCK GAME-BY-GAME

2007, NEW YORK GIANTS

Date	Opp.	GP	GS	TACKLES					Yds	INTERCEPTIONS					FUMBLES		
				Tot.	Solo	Asst.	Sacks	No.		Yds	Lg	TD	PD	FF	FR	Yds	
9/9	at Dal-L	1	1	4	4	0	1.0	9.0	0	0	-	0	0	0	0	0	0
9/16	GB-L	1	0	3	3	0	1.0	1.0	0	0	-	0	0	0	0	0	0
9/23	at Was-W	1	0	5	4	1	0.5	5.5	0	0	-	0	0	1	0	0	0
9/30	Phi-W	1	0	7	6	1	2.0	15.0	0	0	-	0	0	0	0	0	0
10/7	NYJ-W	1	1	5	4	1	0.0	0.0	0	0	-	0	1	0	0	0	0
10/15	at Atl-W	1	0	2	2	0	1.0	8.0	0	0	-	0	0	0	0	0	0
10/21	SF-W	1	0	6	4	2	1.5	11.0	0	0	-	0	0	0	0	0	0
10/28	at Mia-W	1	0	1	0	1	0.0	0.0	0	0	-	0	0	0	0	0	0
11/11	Dal-L	1	0	1	0	1	0.0	0.0	0	0	-	0	0	0	0	0	0
11/18	at Det-W	1	0	1	1	0	0.0	0.0	0	0	-	0	0	0	0	0	0
11/25	Min-L	1	0	6	4	2	0.5	1.5	0	0	-	0	0	0	0	0	0
12/2	at Chi-W	1	0	3	2	1	1.5	7.5	0	0	-	0	0	0	0	0	0
12/9	at Phi-W	1	0	3	2	1	0.0	0.0	0	0	-	0	0	1	0	0	0
12/16	Was-L	1	0	8	7	1	1.0	2.0	0	0	-	0	0	0	0	0	0
12/23	at Buf-W	1	0	3	1	2	0.0	0.0	0	0	-	0	0	0	0	0	0
12/29	NE-L	1	0	5	2	3	0.0	0.0	0	0	-	0	0	0	0	0	0
Totals		16	2	63	46	17	10.0	60.5	0	0	-	0	1	2	0	0	0
POSTSEASON																	
1/6/08	at TB-W	1	0	3	2	1	0.0	0.0	0	0	-	0	0	0	0	0	0
1/13/08	at Dal-W	1	0	1	1	0	0.0	0.0	0	0	-	0	0	0	0	0	0
1/20/08	at GB-W	1	0	4	3	1	0.0	0.0	0	0	-	0	1	0	0	0	0
2/3/08	at NE-W	1	0	6	5	1	2.0	14.0	0	0	-	0	0	1	0	0	0
Totals		4	0	14	11	3	2.0	14.0	0	0	-	0	1	1	0	0	0


2006, NEW YORK GIANTS

				TACKLES					INTERCEPTIONS					FUMBLES		
Date	Opp.	GP	GS	Tot.	Solo	Asst.	Sacks	Yds	No.	Yds	Lg	TD	PD	FF	FR	Yds
9/10	Ind-L	1	0	0	0	0	0.0	0.0	0	0	-	0	0	0	0	0
9/17	at Phi-W	1	0	1	1	0	0.0	0.0	0	0	-	0	0	0	0	0
9/24	at Sea-L	1	0	3	1	2	0.0	0.0	0	0	-	0	0	0	0	0
10/8	Was-W	1	0	0	0	0	0.0	0.0	0	0	-	0	0	0	0	0
10/15	at Atl-W	1	0	0	0	0	0.0	0.0	0	0	-	0	0	0	0	0
10/23	at Dal-W	1	0	0	0	0	0.0	0.0	0	0	-	0	0	0	0	0
10/29	TB-W							(RESERVE/INJURED LIST - NECK)								
11/5	Hou-W							(RESERVE/INJURED LIST - NECK)								
11/12	Chi-L							(RESERVE/INJURED LIST - NECK)								
11/20	at Jac-L							(RESERVE/INJURED LIST - NECK)								
11/26	at Ten-L							(RESERVE/INJURED LIST - NECK)								
12/3	Dal-L							(RESERVE/INJURED LIST - NECK)								
12/10	at Car-W							(RESERVE/INJURED LIST - NECK)								
12/30	at Was-W							(RESERVE/INJURED LIST - NECK)								
Totals		6	0	4	2	2	0.0	0.0	0	0	-	0	0	0	0	0

JUSTIN TUCK GAME-BY-GAME

2005, NEW YORK GIANTS

Date	Opp.	GP	GS	TACKLES					No.	INTERCEPTIONS					FUMBLES		
				Tot.	Solo	Asst.	Sacks	Yds		Yds	Lg	TD	PD	FF	FR	Yds	
9/11	Ari-W	1	0	0	0	0	0.0	0.0	0	0	-	0	0	0	0	0	0
9/19	at NO-W	1	0	1	1	0	0.0	0.0	0	0	-	0	0	0	0	0	0
9/25	at SD-L	1	0	5	4	1	0.0	0.0	0	0	-	0	0	0	0	0	0
10/2	StL-W	1	0	2	2	0	0.0	0.0	0	0	-	0	0	0	0	0	0
10/16	at Dal-L	1	0	2	2	0	0.0	0.0	0	0	-	0	0	0	0	0	0
10/23	Den-W	1	0	2	1	1	0.0	0.0	0	0	-	0	0	0	0	0	0
10/30	Was-W	1	0	1	0	1	0.0	0.0	0	0							
11/6	at SF-W			(INACTIVE)													
11/13	Min-L			(INACTIVE)													
11/20	Phi-W	1	0	0	0	0	0.0	0.0	0	0	-	0	0	0	0	0	0
11/27	at Sea-L	1	1	1	0	1	0.0	0.0	0	0	-	0	0	0	0	0	0
12/4	Dal-W	1	0	2	2	0	1.0	7.0	0	0	-	0	0	0	1	0	0
12/11	at Phi-W	1	0	1	1	0	0.0	0.0	0	0	-	0	0	0	0	0	0
12/17	KC-W	1	0	0	0	0	0.0	0.0	0	0	-	0	0	0	0	0	0
12/24	at Was-L	1	0	0	0	0	0.0	0.0	0	0	-	0	0	0	0	0	0
12/31	at Oak-W	1	0	2	2	0	0.0	0.0	0	0	-	0	1	0	0	0	0
Totals		14	1	19	15	4	1.0	7.0	0	0	-	0	1	1	0	0	0
POSTSEASON																	
1/8/06	Car-L	1	0	1	1	0	0.0	0.0	0	0	-	0	0	0	0	0	0



Menelik WATSON

71

TACKLE | 6-5 | 315 | FLORIDA STATE
ACQUIRED: D2-'13 | NFL EXP.: 3 | RAIDERS EXP.: 3
HOMETOWN: MANCHESTER, ENGLAND
BORN: 12/22/88

TRANSACTIONS: Selected by Oakland Raiders in the second round (42nd overall) of the 2013 NFL Draft, April 26, 2013.

CAREER: Athletic lineman enters his third season with Oakland after being originally selected by the team in the second round of the 2013 NFL Draft...Has appeared in 17 games with 12 starts over his first two seasons...Played in 12 games with nine starts in 2014...Appeared in five games with three starts as a rookie.

2014: Played in 12 games, starting nine, before missing the final four weeks of the season with a foot/ankle injury...**(9/7) at NYJ:** Appeared in the season opener against the Jets, playing primarily on special teams...**(9/14) vs. Hou.:** Started as an extra offensive lineman in the home opener...Played on offense and appeared on special teams...**(9/28) vs. Mia.:** Played on both offense and special teams in his homecoming at Wembley Stadium...**(10/12) vs. SD:** Started at right tackle in place of an injured T/G Khalif Barnes...Helped the offense total 396 yards...Part of an offensive line that did not allow a sack for the third time on the season, joining the 1970 Raiders line as only units in franchise history to keep clean sheets in three of the first five games...**(10/19) vs. Ari.:** Started at right tackle in place of Barnes...**(10/26) at Cle.:** Started at right tackle...**(11/2) at Sea.:** Started at right tackle...**(11/9) vs. Den.:** Part of a line that allowed zero sacks for the fourth game on the year...**(11/20) vs. KC:** Helped pave the way for a season-high 179 rushing yards in the Raiders' first win of the season...RB Latavius Murray recorded his first career 100-yard rushing performance.

2013: Saw action in five games with three starts as a rookie...Was inactive due to injury for the first seven games...Made his NFL debut in Week 9 vs. Phi., seeing action at right tackle...Started his first NFL game in Week 10 at NYG...**(11/3) vs. Phi.:** Made his NFL debut, filling in for injured T Matt McCants at right tackle...Helped the offense total 560 yards, the third highest mark in Raiders history...**(11/10) at NYG:** Made his first NFL start at right tackle, helping Oakland rush for 107 yards...**(11/17) at Hou.:** Started the game as an extra offensive lineman and rotated in at right tackle throughout...Helped QB Matt McGloin post a 105.9 quarterback rating in his first career start...**(12/8) at NYJ:** Saw action as an extra offensive lineman and was part of a line that helped the offense rush for 150 yards against the league's top-ranked rush defense...**(12/15) vs. KC:** Saw action as an extra offensive lineman and was part of a line that did not allow a sack.

COLLEGE: Played final collegiate season at Florida State, following stops at Saddleback Junior College in Mission Viejo, Calif., and Marist College in Poughkeepsie, N.Y. ...Played two years of college football, lettering in basketball at Marist...As a senior at Florida State, was named honorable mention All-ACC by conference coaches and second-team All-ACC by the NFL Draft Report...Played in 13 games with 12 starts...Allowed only one sack and was part of an offensive line that yielded just 26 sacks on the season...Part of the most productive offense in school history, as the Seminoles racked up a then-program-record 6,591 total yards...Aided a running game that averaged 206.1 yards per contest and produced a program-record 40 rushing TDs...Posted 10 key blocks, including two TD-resulting blocks, in a 51-7 win over Boston College...In only season at Saddleback College, earned second-team All-Southern California Football Association honors...Attended Saddleback with Kyle Long, the son of Raider Legend and Pro Football Hall of Famer Howie Long...Helped team to an 8-3 record and blocked for an offense that averaged 470.4 total yards per game and 338.6 passing yards per contest...Attended Marist for two years, redshirting his first season on the basketball team as a freshman...Lettered during the 2010-11 season, playing in 29 games with 13 starts...Elected team captain as a forward/center, and averaged 4.7 points and 3.3 rebounds per game...Earned MAAC Rookie of the Week honors, averaging 11 points and 4.7 rebounds in games vs. Rutgers, Lehigh and Vermont...Majoring in general studies.

PERSONAL: Attended Burnage High School in Manchester, England...Following high school, attended the famed Canaria Basketball Academy in Gran Canaria, Las Palmas, Spain...Spent two seasons in Spain and also played for the Orellana travelling basketball team, serving as team captain...Ardent supporter of Manchester City in the Barclays Premier League...First name is pronounced MEN-ah-lick.

ADDITIONAL STATISTICS: Miscellaneous tackles – 1 in 2014.



MENELIK WATSON'S GAMES PLAYED/STARTED

Year	Team	GP	GS
2013	Oakland	5	3
2014	Oakland	12	9
Totals		17	12

2015 VETERANS



J'Marcus WEBB

76

GUARD/TACKLE | 6-7 | 330 | WEST TEXAS A&M
ACQUIRED: FA-'15 | NFL EXP.: 5 | RAIDERS EXP.: 1
HOMETOWN: MESQUITE, TEXAS
BORN: 08/08/88

TRANSACTIONS: Selected by Chicago Bears in the seventh round (218th overall) of the 2010 NFL Draft...Waived by Bears, Aug. 30, 2013...Claimed via waivers by Minnesota Vikings, Sept. 1, 2013...Signed by Kansas City Chiefs as an unrestricted free agent, May 19, 2014...Released by Chiefs, Aug. 30, 2014...Signed by Vikings as a free agent, Nov. 26, 2014...Released by Vikings, Dec. 16, 2014...Signed by Oakland Raiders as a free agent, April 2, 2015.

CAREER: Sixth-year offensive lineman has played in 55 career games with 45 starts...Joins the Raiders after two seasons with the Minnesota Vikings, playing in nine games with one start...Spent three years with the Chicago Bears, starting every game from 2011-12 at left tackle...Appeared in 14 games, with 12 starts at right tackle, as a rookie in 2010...Started two postseason contests for the Bears as a rookie...Entered the league as the Bears' seventh-round selection (218th overall) in the 2010 NFL Draft.

2014 (with Min.): Spent the offseason and training camp with Kansas City...Signed with the Vikings in November, appearing in one game before being released by Minnesota on Dec. 16...**(12/14) at Det.:** Made only appearance of the season.

2013 (with Min.): Played in eight games for the Vikings, starting one at right tackle...Was active but did not play in eight contests...**(11/7) vs. Was.:** Made only start of the season at right tackle in the prime-time comeback win on Thursday Night Football.

2012 (with Chi.): Started all 16 games at left tackle for the second straight season...Helped the Bears rush for 1,970 yards with an average of 4.2 yards per carry...Helped team eclipse 150 rushing yards five times on the year...**(9/9) vs. Ind.:** Paved the way for 428 total yards of offense in the season-opening win...Helped the Bears total three rushing TDs in the contest...**(10/7) at Jac.:** Helped team total season highs with 501 total yards of offense and 214 rushing yards...Line paved the way for team to average 6.5 yards per attempt...**(11/11) vs. Hou.:** Part of an offensive line that did not allow a sack...**(12/2) vs. Sea.:** Helped the offensive line prevent a sack for the second time in the season...**(12/9) at Min.:** Paved the way for a season-high 6.6 yards-per-attempt average.
2011 (with Chi.): Started all 16 games for the first time in his career...Moved to left tackle after playing primarily at right tackle as a rookie...Helped Chicago's offense eclipse 2,000 rushing yards (2,015) for the second time in 21 seasons...Helped the team average 4.4 yards per carry, the franchise's best mark since 1990...Played a role in the team's six games with at least 150 rushing yards, including 199- and 224-yard outings (Oct. 2 vs. Car. and Dec. 25 at GB)...**(10/2) vs. Car.:** Started and helped pave the way for 224 rushing yards on 31 carries for a 7.2 yards-per-attempt average, the sixth best average in franchise history...**(11/7) at Phi.:** Helped the line post its first game of the season without a sack allowed...Also paved the way for 164 rushing yards on 34 carries (4.8 avg.)...**(11/20) vs. SD:** Part of a line that did not allow a sack for the second time in three games...**(12/25) at GB:** Started and blocked on a season-high 42 rushing attempts for 199 yards...Kept a clean sheet for the third time on the season.

2010 (with Chi.): Played in 14 games, starting 12 at right tackle, as a rookie...Also started both of the team's postseason contests...Helped block for RB Matt Forte's 1,069 rushing yards...**(9/27) vs. GB:** Made NFL debut in the win...**(10/10) at Car.:** Made first NFL start at right tackle, helping the team to a season-high 218 rushing yards on 42 carries (5.2 avg.)...The 42 carries were the team's most since Dec. 23, 2007 vs. GB (44)...**Postseason: (1/16/11) vs. Sea.:** Started at right tackle in his postseason debut, helping the team total 176 rushing yards and three TDs on the ground in the victory...Recovered a second-quarter QB Jay Cutler fumble...**(1/23/11) vs. GB:** Started in the NFC Conference Championship Game loss to the Packers.

COLLEGE: Played in 25 games with 24 starts in two seasons at West Texas A&M (2008-09) after stints at Navarro Junior College in Corsicana, Texas (2007) and Texas (2006)...Earned first-team All-Lone Star South Division honors as a senior...As a junior, part of an offensive line that allowed just 19 sacks the entire season...Helped set a school record with 7,079 yards of offense...At Navarro College, named first-team NJCAA All-American as a sophomore...Also earned All-Southwest Junior College Football Conference first-team accolades...Started collegiate career at Texas, where he played 12 games at tackle.

PERSONAL: Attended Mesquite (Texas) North High School...Participated in the U.S. Army All-American Bowl...Named a second-team EA Sports All-American selection...Earned the Brian Piccolo award in 2010 from the Chicago Bears, a prestigious award voted on by the team's players and given to a rookie who exemplifies courage, loyalty, teamwork and dedication.

MISCELLANEOUS STATISTICS: Miscellaneous tackles – 1 in 2011.

J'MARCUS WEBB'S GAMES PLAYED/STARTED

Year	Team	GP	GS
2010	Chicago	14	12
2011	Chicago	16	16
2012	Chicago	16	16
2013	Minnesota	8	1
2014	Minnesota	1	0
Totals		55	45
POSTSEASON			
2010	Chicago	2	2
Totals		2	2

2015 VETERANS



Dan WILLIAMS

90

DEFENSIVE TACKLE | 6-2 | 330 | TENNESSEE
ACQUIRED: UFA-'15 (Ari.) | NFL EXP.: 6 | RAIDERS EXP.: 1
HOMETOWN: MEMPHIS, TENN.
BORN: 06/01/87

TRANSACTIONS: Selected by Arizona Cardinals in the first round (26th overall) of the 2010 NFL Draft, April 22, 2010...Signed by Oakland Raiders as an unrestricted free agent, March 11, 2015.

CAREER: Run-stuffing defensive tackle enters his sixth NFL season, his first with Oakland...Signed with the team as an unrestricted free agent in March...Career totals include 70 games played with 40 starts, totaling 179 tackles (116 solo), two sacks, one forced fumble, one fumble recovery, two INTs and seven passes defended...Played in all 16 games for the first time in his career in 2014, recording a career-high 45 tackles...Made a career-high 11 starts in 2012...Has also appeared in one postseason game, totaling six tackles.

AT A GLANCE

- Joined the Raiders in the offseason as an unrestricted free agent from Arizona.
- Played in all 16 games and set a career high with 45 tackles in 2014, helping the team earn a playoff berth.
- Made a career-high 11 starts in 2012.
- Earned Associated Press All-SEC first-team honors as a senior at Tennessee.

2014 (with Ari.): Played in all 16 games for the first time in his career, making nine starts...Totalled a career-high 45 tackles (28 solo), one sack, one forced fumble and one pass defended...**(9/8) vs. SD:** Posted three tackles (two)...**(9/14) at NYG:** Recorded three tackles (two)...**(9/21) vs. SF:** Totalled two tackles...**(10/12) vs. Was.:** Tallied two tackles...**(10/19) at Oak.:** Tied for the team lead with six tackles (one) in the victory...**(11/2) at Dal.:** Tied for the team lead with a season-best seven tackles (five) and picked up his first sack of the season when he took down QB Brandon Weeden for a 9-yard loss in the second quarter...**(11/16) vs. Det.:** Posted three tackles and one forced fumble, his first of the season, when he knocked the ball away from RB Joique Bell...**(11/23) at Sea.:** Collected two tackles...**(11/30) at Atl.:** Recorded five tackles (one)...**(12/11) at StL.:** Posted one tackle and one pass defended...**(12/21) vs. Sea.:** Posted three tackles...**(12/28) at SF:** Recorded three solo tackles...Postseason: **(1/3/15) at Car.:** Collected six tackles (three).

2013 (with Ari.): Played in 14 games and made 10 starts, recording 34 tackles (18 solo)...Also notched his first career sack and INT, which he returned two yards for a TD...Added one pass defended...**(9/8) at StL.:** Scored his first career TD when he intercepted a deflected pass and returned it two yards for a score in the third quarter...Marked his first career INT and first TD of any kind at any level...Added three tackles...**(10/6) vs. Car.:** Collected two tackles...**(10/13) at SF:** Tallied five tackles...**(10/17) vs. Sea.:** Recorded three tackles...**(11/10) vs. Hou.:** Led the defensive line with five tackles (two)...**(11/17) at Jac.:** Recorded a season-high six tackles (two)...**(11/24) vs. Ind.:** Posted two tackles...**(12/1) at Phi.:** Played in his 50th career game...**(12/22) at Sea.:** Posted four solo tackles, tying a season high...**(12/29) vs. SF:** Recorded his first career sack, taking down QB Colin Kaepernick for a 13-yard loss in the fourth quarter...Added three tackles and one pass defended.

2012 (with Ari.): Played in 15 games and made a career-high 11 starts...Posted 41 tackles and a career-high 30 solo tackles...Added one pass defended and his only career fumble recovery...**(9/9) vs. Sea.:** Recorded two tackles...**(9/23) vs. Phi.:** Notched his first career fumble recovery when he recovered a loose ball from QB Michael Vick...**(9/30) vs. Mia.:** Collected two tackles...**(10/4) at StL.:** Posted three tackles (two solo)...**(11/4) at GB:** Tallied four tackles, all solo...**(11/18) at Atl.:** Recorded one tackle and one pass defended...**(11/25) vs. StL.:** Led the defensive line with four tackles (three)...**(12/2) at NYG:** Established a new career high and led the team with 10 tackles (six)...**(12/23) vs. Chi.:** Posted four tackles...**(12/30) at SF:** Led the defensive line with eight tackles (six)...Reached 100 career tackles in the contest.

2011 (with Ari.): Started the first 10 games before suffering an arm injury that ended his season...Collected 22 tackles (14 solo) and two passes defended on the season...Placed on the reserve/injured list on Nov. 22...**(9/11) vs. Car.:** Made his first career start and led the defensive line with four solo tackles...**(9/18) at Was.:** Posted one tackle and one pass defended...**(9/25) at Sea.:** Posted one tackle...**(10/12) vs. NYG:** Totalled two tackles...**(10/9) at Min.:** Recorded three tackles (one)...**(10/23) vs. Pit.:** Posted two tackles...**(10/30) at Bal.:** Tallied three tackles (two)...**(11/20) at SF:** Set a season high with six tackles and posted one pass defended...Suffered an arm injury in the fourth quarter that ended his season.



2010 (with Ari.): Played in 15 games as a rookie, totaling 37 tackles (26 solo), one forced fumble and two passes defended...**(9/12) at StL:** Made his NFL debut and recorded one tackle and one forced fumble...**(9/26) vs. Oak.:** Posted two tackles...**(10/31) vs. TB:** Recorded five tackles (two)...**(11/7) at Min.:** Tallied four tackles...**(11/14) vs. Sea.:** Totaled two tackles...**(11/21) at KC:** Recorded one tackle and his first career pass defended...**(11/29) vs. SF:** Led the defensive line with six tackles, all solo...**(12/5) vs. StL:** Led the defensive line for the second straight week with six tackles (five)...**(12/19) at Car.:** Finished with five tackles (three)...**(12/25) vs. Dal.:** Recorded two tackles and one pass defended...**(12/21) at SF:** Totaled one tackle.

COLLEGE: Started 32-of-45 games at Tennessee and recorded 160 tackles, seven sacks and 25 tackles for loss...Added one fumble recovery, one pass defended and one blocked FG attempt...Started all 13 games at defensive tackle as a senior in 2009 and recorded a career-high 70 tackles to lead all defensive linemen...Added nine tackles for loss, 2.5 sacks and nine QB pressures, earning Associated Press All-SEC first-team honors...Appeared in 12 games with nine starts at defensive tackle as a junior...Led all defensive linemen with 48 tackles and added 1.5 sacks, 8.5 tackles for loss and nine QB pressures while also adding one pass defended...Was part of a Volunteers defense that ranked 10th in the nation in scoring defense (16.7 points per game) and third nationally in total defense (263.5 yards per game)...Appeared in all 14 games (10 starts) as a sophomore...Started seven of the season's final eight games...Finished with 40 tackles and added two sacks, 6.5 tackles for loss and three QB pressures while also recording the first FG block of his career at Kentucky...Saw action in six games at defensive tackle as a freshman, including in each of the final three contests...Shared the Andy Spiva Award as the most improved player during spring drills...Redshirted as a true freshman...Majored in legal studies.

PERSONAL: Attended Memphis (Tenn.) East High School, where he helped his team reach the state playoffs in each of his final two seasons...Earned Associated Press all-state honors as a senior in 2004, totaling 132 tackles, five sacks, four forced fumbles and two fumble recoveries...As a junior, totaled 85 tackles, five sacks, three forced fumbles and four fumble recoveries and was all-metro and all-region.

ADDITIONAL STATISTICS: Touchdowns (1): 9/8/13 at StL., 2-yard INT return.

SINGLE-GAME HIGHS: TACKLES: Total – 10, 12/2/12 at NYJ. Solo – 6, four times; last: 12/30/12 at SF. Sacks – 1, two times; last: 11/2/14 at Dal. Forced fumbles – 1, two times; last: 11/16/14 vs. Det. Fumble recoveries – 1, 9/23/12 vs. Phi. Interceptions – 1, 9/8/13 at StL.

DAN WILLIAMS' CAREER STATISTICS

TACKLES									INTERCEPTIONS					FUMBLES		
Year	Team	GP	GS	Tot.	Solo	Asst.	Sacks	Yds	No.	Yds	Lg	TD	PD	FF	FR	Yds
2010	Arizona	15	0	37	26	11	0.0	0.0	0	0	-	0	2	1	0	0
2011	Arizona	10	10	22	14	8	0.0	0.0	0	0	-	0	2	0	0	0
2012	Arizona	15	11	41	30	11	0.0	0.0	0	0	-	0	1	0	1	0
2013	Arizona	14	10	34	18	16	1.0	13.0	1	2	2t	1	1	0	0	0
2014	Arizona	16	9	45	28	17	1.0	9.0	0	0	-	0	1	1	0	0
Totals		70	40	179	116	63	2.0	22.0	1	2	2t	1	7	2	1	0
POSTSEASON																
2014	Arizona	1	1	6	3	3	0.0	0.0	0	0	-	0	0	0	0	0
Totals		1	1	6	3	3	0.0	0.0	0	0	-	0	0	0	0	0

DAN WILLIAMS GAME-BY-GAME

2014, ARIZONA

				TACKLES					INTERCEPTIONS					FUMBLES		
Date	Opp.	GP	GS	Tot.	Solo	Asst.	Sacks	Yds	No.	Yds	Lg	TD	PD	FF	FR	Yds
9/8	SD-W	1	1	3	2	1	0.0	0.0	0	0	-	0	0	0	0	0
9/14	at NYG-W	1	0	3	2	1	0.0	0.0	0	0	-	0	0	0	0	0
9/21	SF-W	1	1	2	2	0	0.0	0.0	0	0	-	0	0	0	0	0
10/5	at Den-L	1	0	1	1	0	0.0	0.0	0	0	-	0	0	0	0	0
10/12	Was-W	1	1	2	2	0	0.0	0.0	0	0	-	0	0	0	0	0
10/19	at Oak-w	1	1	6	1	5	0.0	0.0	0	0	-	0	0	0	0	0
10/26	Phi-W	1	1	1	1	0	0.0	0.0	0	0	-	0	0	0	0	0
11/2	at Dal-W	1	1	7	5	2	1.0	9.0	0	0	-	0	0	0	0	0
11/9	StL-W	1	0	2	1	1	0.0	0.0	0	0	-	0	0	0	0	0
11/16	Det-W	1	0	3	3	0	0.0	0.0	0	0	-	0	0	1	0	0
11/23	at Sea-L	1	0	2	1	1	0.0	0.0	0	0	-	0	0	0	0	0
11/30	at Atl-L	1	0	5	1	4	0.0	0.0	0	0	-	0	0	0	0	0
12/7	KC-W	1	1	1	1	0	0.0	0.0	0	0	-	0	0	0	0	0
12/11	at StL-W	1	1	1	1	0	0.0	0.0	0	0	-	0	1	0	0	0
12/21	Sea-L	1	1	3	1	2	0.0	0.0	0	0	-	0	0	0	0	0
12/28	at SF-L	1	0	3	3	0	0.0	0.0	0	0	-	0	0	0	0	0
Totals		16	9	45	28	17	1.0	9.0	0	0	-	0	1	1	0	0
POSTSEASON																
1/3/15	at Car-L	1	1	6	3	3	0.0	0.0	0	0	-	0	0	0	0	0

DAN WILLIAMS GAME-BY-GAME
2013, ARIZONA

Date	Opp.	GP	GS	TACKLES					Yds	No.	INTERCEPTIONS				FUMBLES		
				Tot.	Solo	Asst.	Sacks				Yds	Lg	TD	PD	FF	FR	Yds
9/8	at StL-L	1	1	3	2	1	0.0	0.0	0	1	2	2t	1	0	0	0	0
9/15	Det-W	1	0	0	0	0	0.0	0.0	0	0	0	-	0	0	0	0	0
9/22	at NO-L																
9/29	at TB-W																
10/6	Car-W	1	0	2	1	1	0.0	0.0	0	0	0	-	0	0	0	0	0
10/13	at SF-L	1	1	5	4	1	0.0	0.0	0	0	0	-	0	0	0	0	0
10/17	Sea-L	1	0	3	0	3	0.0	0.0	0	0	0	-	0	0	0	0	0
10/27	Atl-W	1	1	0	0	0	0.0	0.0	0	0	0	-	0	0	0	0	0
11/10	Hou-W	1	1	5	2	3	0.0	0.0	0	0	0	-	0	0	0	0	0
11/17	at Jac-W	1	1	6	2	4	0.0	0.0	0	0	0	-	0	0	0	0	0
11/24	Ind-W	1	1	2	2	0	0.0	0.0	0	0	0	-	0	0	0	0	0
12/1	at Phi-L	1	0	0	0	0	0.0	0.0	0	0	0	-	0	0	0	0	0
12/8	StL-W	1	1	0	0	0	0.0	0.0	0	0	0	-	0	0	0	0	0
12/15	at Ten-W	1	1	1	0	1	0.0	0.0	0	0	0	-	0	0	0	0	0
12/22	at Sea-W	1	1	4	4	0	0.0	0.0	0	0	0	-	0	0	0	0	0
12/29	SF-L	1	1	3	1	2	1.0	13.0	0	0	0	-	0	1	0	0	0
Totals		14	10	34	18	16	1.0	13.0	1	2	2t	1	1	0	0	0	0

2012, ARIZONA

Date	Opp.	GP	GS	TACKLES					Yds	No.	INTERCEPTIONS				FUMBLES		
				Tot.	Solo	Asst.	Sacks				Yds	Lg	TD	PD	FF	FR	Yds
9/9	Sea-W	1	1	2	0	0	0.0	0.0	0	0	0	-	0	0	0	0	0
9/16	at NE-W	1	0	0	0	0	0.0	0.0	0	0	0	-	0	0	0	0	0
9/23	Phi-W	1	1	0	0	0	0.0	0.0	0	0	0	-	0	0	0	1	0
9/30	Mia-W	1	1	2	2	0	0.0	0.0	0	0	0	-	0	0	0	0	0
10/4	at StL-L	1	1	3	2	1	0.0	0.0	0	0	0	-	0	0	0	0	0
10/14	Buf-L	1	0	1	0	1	0.0	0.0	0	0	0	-	0	0	0	0	0
10/21	at Min-L	1	1	1	1	0	0.0	0.0	0	0	0	-	0	0	0	0	0
10/29	SF-L	1	1	1	1	0	0.0	0.0	0	0	0	-	0	0	0	0	0
11/4	at GB-L	1	0	4	4	0	0.0	0.0	0	0	0	-	0	0	0	0	0
11/18	at Atl-L	1	0	1	0	1	0.0	0.0	0	0	0	-	0	1	0	0	0
11/25	StL-L	1	1	4	3	1	0.0	0.0	0	0	0	-	0	0	0	0	0
12/2	at NYJ-L	1	1	10	6	4	0.0	0.0	0	0	0	-	0	0	0	0	0
12/9	at Sea-L	1	1	0	0	0	0.0	0.0	0	0	0	-	0	0	0	0	0
12/16	Det-W																
12/23	Chi-L	1	1	4	3	1	0.0	0.0	0	0	0	-	0	0	0	0	0
12/30	at SF-L	1	1	8	6	2	0.0	0.0	0	0	0	-	0	0	0	0	0
Totals		15	11	41	30	11	0.0	0.0	0	0	0	-	0	1	0	1	0

DAN WILLIAMS GAME-BY-GAME
2011, ARIZONA

Date	Opp.	TACKLES								INTERCEPTIONS				FUMBLES		
		GP	GS	Tot.	Solo	Asst.	Sacks	Yds	No.	Yds	Lg	TD	PD	FF	FR	Yds
9/11	Car-W	1	1	4	4	0	0.0	0.0	0	0	-	0	0	0	0	0
9/18	at Was-L	1	1	1	0	1	0.0	0.0	0	0	-	0	1	0	0	0
9/25	at Sea-L	1	1	1	0	1	0.0	0.0	0	0	-	0	0	0	0	0
10/2	NYG-L	1	1	2	0	2	0.0	0.0	0	0	-	0	0	0	0	0
10/9	at Min-L	1	1	3	1	2	0.0	0.0	0	0	-	0	0	0	0	0
10/23	Pit-L	1	1	2	1	1	0.0	0.0	0	0	-	0	0	0	0	0
10/30	at Bal-L	1	1	3	2	1	0.0	0.0	0	0	-	0	0	0	0	0
11/6	StL-W	1	1	0	0	0	0.0	0.0	0	0	-	0	0	0	0	0
11/13	at Phi-W	1	1	0	0	0	0.0	0.0	0	0	-	0	0	0	0	0
11/20	at SF-L	1	1	6	6	0	0.0	0.0	0	0	-	0	1	0	0	0
11/27	at StL-W	(RESERVE/INJURED LIST - ARM)														
12/4	Dal-W	(RESERVE/INJURED LIST - ARM)														
12/11	SF-W	(RESERVE/INJURED LIST - ARM)														
12/18	Cle-W	(RESERVE/INJURED LIST - ARM)														
12/24	at Cin-L	(RESERVE/INJURED LIST - ARM)														
1/1/12	Sea-W	(RESERVE/INJURED LIST - ARM)														
Totals		10	10	22	14	8	0.0	0.0	0	0	-	0	2	0	0	0

2010, ARIZONA

Date	Opp.	TACKLES								INTERCEPTIONS				FUMBLES		
		GP	GS	Tot.	Solo	Asst.	Sacks	Yds	No.	Yds	Lg	TD	PD	FF	FR	Yds
9/12	at StL-W	1	0	1	0	1	0.0	0.0	0	0	-	0	0	1	0	0
9/19	at Atl-L	1	0	1	1	0	0.0	0.0	0	0	-	0	0	0	0	0
9/26	Oak-W	1	0	2	1	1	0.0	0.0	0	0	-	0	0	0	0	0
10/3	at SD-L	(INACTIVE)														
10/10	NO-W	1	0	0	0	0	0.0	0.0	0	0	-	0	0	0	0	0
10/24	at Sea-L	1	0	0	0	0	0.0	0.0	0	0	-	0	0	0	0	0
10/31	TB-L	1	0	5	2	3	0.0	0.0	0	0	-	0	0	0	0	0
11/7	at Min-L	1	0	4	1	3	0.0	0.0	0	0	-	0	0	0	0	0
11/14	Sea-L	1	0	2	2	0	0.0	0.0	0	0	-	0	0	0	0	0
11/21	at KC-L	1	0	1	1	0	0.0	0.0	0	0	-	0	1	0	0	0
11/29	SF-L	1	0	6	6	0	0.0	0.0	0	0	-	0	0	0	0	0
12/5	StL-L	1	0	6	5	1	0.0	0.0	0	0	-	0	0	0	0	0
12/12	Den-W	1	0	1	1	0	0.0	0.0	0	0	-	0	0	0	0	0
12/19	at Car-L	1	0	5	3	2	0.0	0.0	0	0	-	0	0	0	0	0
12/25	Dal-W	1	0	2	2	0	0.0	0.0	0	0	-	0	1	0	0	0
1/2/11	at SF-L	1	0	1	1	0	0.0	0.0	0	0	-	0	0	0	0	0
Totals		15	0	37	26	11	0.0	0.0	0	0	-	0	2	1	0	0



G.J.
WILSON

98

DEFENSIVE LINEMAN | 6-3 | 290 | EAST CAROLINA
ACQUIRED: UFA-'14 (GB) | NFL EXP.: 6 | RAIDERS EXP.: 2
HOMETOWN: PINETOWN, N.C.
BORN: 03/30/87

TRANSACTIONS: Selected by Green Bay Packers in the seventh round (230th overall) of the 2010 NFL Draft, April 24, 2010... Signed by Oakland Raiders as an unrestricted free agent, March 28, 2014... Re-signed by Oakland as an unrestricted free agent, April 30, 2015.

CAREER: Veteran defensive lineman heads into his second season with the Raiders... Played in all 16 games for Oakland in 2014, starting seven... Served as a key part of the team's defensive line rotation with the Packers... Had his most productive season in 2012, appearing in 11 games with seven starts and setting new career bests with 37 tackles (18 solo) and 2.5 sacks... Played in 31-of-32 possible games in his first two NFL seasons... Played in all 16 games in 2011, making two starts and tallying 35 tackles (21)... Appeared in 15 games with two starts his rookie year, recording 21 tackles (12) and one sack... Played in all four playoff contests as well, getting the starting nod in Super Bowl XLV... Career totals include 66 games played with 18 starts, 137 tackles (76), 5.5 sacks, one fumble recovery and one pass defended.

AT A GLANCE

- Played in all 16 games in his first season in Oakland, starting seven.
- Appeared in 11 games in 2012 and set career highs for tackles (37) and sacks (2.5).
- Helped the Packers win Super Bowl XLV and started that game as a fourth lineman.
- Played in all 54 games during his time at East Carolina, starting 37 straight contests to close out his career.
- Was named Conference USA Defensive Player of the Year by Sporting News each of his final two seasons at East Carolina.

2014: Played in all 16 games with seven starts at defensive end... Credited with 34 tackles (22 solo), two sacks and one fumble recovery... **(9/7) at NYJ:** Posted one solo tackle in Raiders debut... **(9/14) vs. Hou.:** Assisted on three tackles... **(9/21) at NE:** Made a series of big plays in the second half, posting two solo tackles and first sack as a Raider... Got to QB Tom Brady for an 8-yard sack late in the fourth quarter... **(9/28) vs. Mia.:** Notched a season-high five tackles (four)... **(10/12) vs. SD:** Registered second sack of the season, dropping QB Philip Rivers on third down to force a Chargers punt... Added three tackles (one)... **(10/19) vs. Ari.:** Made first start of the season in place of an injured DE Justin Tuck... Posted two solo tackles... **(10/26) at Cle.:** Made second straight start at defensive end... Helped limit the NFL's sixth-ranked rushing attack to just 1.6 yards per carry... Had two tackles (one)... **(11/2) at Sea.:** Notched one solo stop and assisted on two additional tackles... **(11/16) at SD:** Recorded three tackles (two)... **(11/20) vs. KC:** Totaled two solo tackles... **(11/30) at StL.:** Posted two solo tackles... **(12/7) vs. SF:** Notched two solo stops... **(12/14) at KC:** Snagged a third-quarter fumble out of the air and advanced the ball 21 yards to the Kansas City 15-yard line... Marked first career fumble recovery... Credited with two tackles (one)... **(12/21) vs. Buf.:** Part of a defensive effort that limited Buffalo to just 13 rushing yards, tied for the third lowest opponent rushing total in franchise history... Notched two tackles (one)... **(12/28) at Den.:** Missed most of the game after suffering a first-half hand injury.

2013 (with GB): Appeared in eight games and recorded 11 tackles (five solo)... Suffered an ankle injury in the team's Week 12 contest vs. Minnesota and was sidelined in Weeks 13-14... **(10/13) at Bal.:** Returned to the gameday lineup and tallied three tackles (two).

2012 (with GB): Emerged as a member of the starting line-up, seeing time at defensive end... Suffered a knee injury in the first half of the Week 12 game at NYG that sidelined him for the next four contests... For the season, appeared in 11 games and set career highs in starts (seven), tackles (37) and sacks (2.5), also adding one pass defended... Started both postseason games and finished with 11 tackles (seven solo), most among the team's defensive linemen... **(9/30) vs. NO:** Recorded three tackles (one) and his second career sack... Fought his way through the line and dropped QB Drew Brees for a 7-yard loss, his first sack since 2010... **(10/14) at Hou.:** Made three tackles (two), one sack and his first career pass defended... Saw his career-high second sack of the season... **Postseason: (1/5/13) vs. Min.:** Led the defensive line with six tackles (five) with five coming against the run.

2011 (with GB): Continued to contribute as a significant rotational player in his second season, appearing in all 16 games and making two starts, posting 35 tackles (21 solo)... **(10/9) at Atl.:** Finished with four tackles (two) as part of a defensive front that helped limit RB Michael Turner to just 56 yards on 16 carries (3.5 avg.)... **(11/4) vs. Min.:** Credited with a season-high six tackles (three)... **(12/18) at KC:** Started his first game of the season due to injury, appearing on a season-high 52 plays and finishing with three tackles (one)... Slid through the line to help create the pile that stacked up RB Jackie Battle for no gain at the Packers' 3-yard line on a fourth-down goal-line stand, resulting in a turnover on downs... **(12/15) vs. Chi.:** Matched his season high with six tackles (five).



2010 (with GB): Appeared in 15 games with two starts and finished the season with 21 tackles (12 solo) and a sack...Played in all four postseason contests with one start, recording six tackles (five solo) and a sack...**(9/19) vs. Buf.:** Made NFL debut...**(10/23) vs. Min.:** Recorded career highs in tackles (nine) and solo stops (five)...**(11/7) vs. Dal.:** Posted his first career sack when he brought QB Jon Kitna down for a 1-yard loss as time expired...Finished with three tackles (two)...**Postseason: (1/15/11) at Atl.:** Registered four tackles (three) and one sack, dropping QB Matt Ryan for an 8-yard loss on the Falcons' final possession of the game.

COLLEGE: Four-year starter at East Carolina...Finished career with 192 tackles, including 45.5 for loss, and 27 sacks...Named Conference USA Defensive Player of the Year as a junior and senior by Sporting News...Played in all 54 games during his time at ECU, starting 37 straight contests to close out his career...Went on to be named to the ECU Athletic Director's Honor Roll three times...Earned his degree in communications in May 2009...Started all 14 games as a senior...Named C-USA Defensive Player of the Year by Sporting News for the second straight season...Also earned first-team all-conference honors from the league's coaches for the second straight campaign...Finished the season with 57 tackles (23 solo) and 5.5 sacks...Ranked second in the conference with 10.5 sacks as a junior on his way to earning first-team All-C-USA honors from the league's coaches...Also earned C-USA Defensive MVP and C-USA Player of the Year honors from Sporting News and ESPN.com, respectively...Led the defensive line with career-high 70 tackles (35)...Earned second-team All-C-USA honors from the league's coaches as a sophomore...Made an immediate impact as a true freshman, starting 7-of-13 games...Selected to C-USA All-Freshman Team by media.

PERSONAL: Attended North Side High School in Belhaven, N.C. ...Two-time Washington Daily News all-area selection...Also earned all-conference honors in his final season...Played linebacker, cornerback, safety, running back, tackle and fullback during his career, and was a team captain as a senior...Lettered every year in basketball and track....Brother, Amos, played linebacker at New Mexico...Cousin, LB Keith Rivers, was a first-round selection by the Cincinnati Bengals in 2008...Brother-in-law, Willie Smith, was a lineman with the Raiders in 2012.

SINGLE-GAME HIGHS: TACKLES: Total – 9, 10/24/10 vs. Min. Solo – 5, two times; last: 12/25/11 vs. Chi. Sacks – 1, five times; last: 10/12/14 vs. SD. Passes defended – 1, 10/14/12 at Hou. Fumble recoveries – 1, 12/14/14 at KC.

G.J. WILSON'S CAREER STATISTICS

Year	Team	GP	GS	TACKLES					INTERCEPTIONS					FUMBLES		
				Tot.	Solo	Asst.	Sacks	Yds	No.	Yds	Lg	TD	PD	FF	FR	Yds
2010	Green Bay	15	2	21	11	10	1.0	1.0	0	0	-	0	0	0	0	0
2011	Green Bay	16	2	35	21	14	0.0	0.0	0	0	-	0	0	0	0	0
2012	Green Bay	11	7	37	18	19	2.5	9.0	0	0	-	0	1	0	0	0
2013	Green Bay	8	0	10	4	6	0.0	0.0	0	0	-	0	0	0	0	0
2014	Oakland	16	7	34	22	12	2.0	14.0	0	0	-	0	0	0	1	21
Totals		66	18	137	76	61	5.5	24.0	0	0	-	0	1	0	1	21
POSTSEASON																
2010	Green Bay	4	1	6	5	1	1.0	8.0	0	0	-	0	0	0	0	0
2011	Green Bay	1	0	6	2	4	0.0	0.0	0	0	-	0	0	0	0	0
2012	Green Bay	2	2	11	7	4	0.0	0.0	0	0	-	0	0	0	0	0
2013	Green Bay	1	0	1	0	1	0.0	0.0	0	0	-	0	0	0	0	0
Totals		8	3	24	14	10	1.0	8.0	0	0	-	0	0	0	0	0

G.J. WILSON GAME-BY-GAME

2014, OAKLAND

Date	Opp.	GP	GS	TACKLES					INTERCEPTIONS					FUMBLES		
				Tot.	Solo	Asst.	Sacks	Yds	No.	Yds	Lg	TD	PD	FF	FR	Yds
9/7	at NYJ-L	1	0	1	1	0	0.0	0.0	0	0	-	0	0	0	0	0
9/14	Hou-L	1	0	3	0	3	0.0	0.0	0	0	-	0	0	0	0	0
9/21	at NE-L	1	0	2	2	0	1.0	8.0	0	0	-	0	0	0	0	0
9/28	Mia-L	1	0	5	4	1	0.0	0.0	0	0	-	0	0	0	0	0
10/12	SD-L	1	0	3	1	2	1.0	6.0	0	0	-	0	0	0	0	0
10/19	Ari-L	1	1	2	2	0	0.0	0.0	0	0	-	0	0	0	0	0
10/26	at Cle-L	1	1	2	1	1	0.0	0.0	0	0	-	0	0	0	0	0
11/2	at Sea-L	1	1	3	1	2	0.0	0.0	0	0	-	0	0	0	0	0
11/9	Den-L	1	0	0	0	0	0.0	0.0	0	0	-	0	0	0	0	0
11/16	at SD-L	1	0	3	2	1	0.0	0.0	0	0	-	0	0	0	0	0
11/20	KC-W	1	0	2	2	0	0.0	0.0	0	0	-	0	0	0	0	0
11/30	at StL-L	1	1	2	2	0	0.0	0.0	0	0	-	0	0	0	0	0
12/7	SF-W	1	1	2	2	0	0.0	0.0	0	0	-	0	0	0	0	0
12/14	at KC-L	1	1	2	1	1	0.0	0.0	0	0	-	0	0	0	1	21
12/21	Buf-W	1	1	2	1	1	0.0	0.0	0	0	-	0	0	0	0	0
12/28	at Den-L	1	0	0	0	0	0.0	0.0	0	0	-	0	0	0	0	0
Totals		16	7	34	22	12	2.0	14.0	0	0	-	0	0	0	1	21

G.J. WILSON GAME-BY-GAME
2013, GREEN BAY

Date	Opp.	TACKLES								INTERCEPTIONS					FUMBLES		
		GP	GS	Tot.	Solo	Asst.	Sacks	Yds	No.	Yds	Lg	TD	PD	FF	FR	Yds	
9/8	at SF-L	1	0	2	0	2	0.0	0.0	0	0	-	0	0	0	0	0	
9/15	Was-W	(INACTIVE)															
9/22	at Cin-L	1	0	1	0	1	0.0	0.0	0	0	-	0	0	0	0	0	
10/6	Det-W	(INACTIVE)															
10/13	at Bal-W	1	0	3	2	1	0.0	0.0	0	0	-	0	0	0	0	0	
10/20	Cle-W	1	0	0	0	0	0.0	0.0	0	0	-	0	0	0	0	0	
10/27	at Min-W	1	0	0	0	0	0.0	0.0	0	0	-	0	0	0	0	0	
11/4	Chi-L	(INACTIVE)															
11/10	Phi-L	(INACTIVE)															
11/17	at NYG-L	1	0	1	0	1	0.0	0.0	0	0	-	0	0	0	0	0	
11/24	Min-T	1	0	3	2	1	0.0	0.0	0	0	-	0	0	0	0	0	
11/28	at Det-L	(INACTIVE - ANKLE)															
12/8	Atl-W	(INACTIVE - ANKLE)															
12/15	at Dal-W	(INACTIVE - ANKLE)															
12/22	Pit-L	1	0	0	0	0	0.0	0.0	0	0	-	0	0	0	0	0	
12/29	at Chi-W	(INACTIVE)															
Totals		8	0	10	4	6	0.0	0.0	0	0	-	0	0	0	0	0	
POSTSEASON																	
1/5/14	SF-L	1	0	1	0	1	0.0	0.0	0	0	-	0	0	0	0	0	

2012, GREEN BAY

		TACKLES								INTERCEPTIONS					FUMBLES		
Date	Opp.	GP	GS	Tot.	Solo	Asst.	Sacks	Yds	No.	Yds	Lg	TD	PD	FF	FR	Yds	
9/9	SF-L	1	1	4	3	1	0.0	0.0	0	0	-	0	0	0	0	0	
9/13	Chi-W	(INACTIVE - GROIN)															
9/24	at Sea-L	1	1	4	2	2	0.0	0.0	0	0	-	0	0	0	0	0	
9/30	NO-W	1	1	3	1	2	1.0	7.0	0	0	-	0	0	0	0	0	
10/7	at Ind-L	1	1	5	2	3	0.0	0.0	0	0	-	0	0	0	0	0	
10/14	at Hou-W	1	1	3	2	1	1.0	2.0	0	0	-	0	1	0	0	0	
10/21	at StL-W	1	1	3	1	2	0.5	0.0	0	0	-	0	0	0	0	0	
10/28	Jac-W	1	0	4	1	3	0.0	0.0	0	0	-	0	0	0	0	0	
11/4	Ari-W	1	0	3	2	1	0.0	0.0	0	0	-	0	0	0	0	0	
11/18	at Det-W	1	0	1	0	1	0.0	0.0	0	0	-	0	0	0	0	0	
11/25	at NYG-L	1	1	2	0	2	0.0	0.0	0	0	-	0	0	0	0	0	
12/2	Min-W	(INACTIVE - KNEE)															
12/9	Det-W	(INACTIVE - KNEE)															
12/16	at Chi-W	(INACTIVE - KNEE)															
12/23	Ten-W	(INACTIVE - KNEE)															
12/30	at Min-L	1	0	5	4	1	0.0	0.0	0	0	-	0	0	0	0	0	
Totals		11	7	37	18	19	2.5	9.0	0	0	-	0	1	0	0	0	
POSTSEASON																	
1/5/13	Min-W	1	1	6	5	1	0.0	0.0	0	0	-	0	0	0	0	0	
1/12/13	at SF-L	1	1	5	2	3	0.0	0.0	0	0	-	0	0	0	0	0	
Totals		2	2	11	7	4	0.0	0.0	0	0	-	0	0	0	0	0	

G.J. WILSON GAME-BY-GAME
2011, GREEN BAY

Date	Opp.	GP	GS	TACKLES					Yds	INTERCEPTIONS					FUMBLES		
				Tot.	Solo	Asst.	Sacks	No.		Yds	Lg	TD	PD	FF	FR	Yds	
9/8	NO-W	1	0	0	0	0	0	0.0	0.0	0	0	-	0	0	0	0	0
9/18	at Car-W	1	0	1	1	0	0.0	0.0	0.0	0	0	-	0	0	0	0	0
9/25	Chi-W	1	0	2	1	1	0.0	0.0	0.0	0	0	-	0	0	0	0	0
10/2	Den-W	1	0	3	2	1	0.0	0.0	0.0	0	0	-	0	0	0	0	0
10/9	at Atl-W	1	0	4	2	2	0.0	0.0	0.0	0	0	-	0	0	0	0	0
10/16	StL-W	1	0	1	0	1	0.0	0.0	0.0	0	0	-	0	0	0	0	0
10/23	at Min-W	1	0	2	1	1	0.0	0.0	0.0	0	0	-	0	0	0	0	0
11/6	at SD-W	1	0	1	1	0	0.0	0.0	0.0	0	0	-	0	0	0	0	0
11/14	Min-W	1	0	6	3	3	0.0	0.0	0.0	0	0	-	0	0	0	0	0
11/20	TB-W	1	0	0	0	0	0.0	0.0	0.0	0	0	-	0	0	0	0	0
11/24	at Det-W	1	0	3	2	1	0.0	0.0	0.0	0	0	-	0	0	0	0	0
12/4	at NYG-W	1	0	0	0	0	0.0	0.0	0.0	0	0	-	0	0	0	0	0
12/11	Oak-W	1	0	2	1	1	0.0	0.0	0.0	0	0	-	0	0	0	0	0
12/18	at KC-L	1	1	3	1	2	0.0	0.0	0.0	0	0	-	0	0	0	0	0
12/25	Chi-W	1	1	6	5	1	0.0	0.0	0.0	0	0	-	0	0	0	0	0
1/1/12	Det-W	1	0	1	1	0	0.0	0.0	0.0	0	0	-	0	0	0	0	0
Totals		16	2	35	21	14	0.0	0.0	0	0	-	0	0	0	0	0	0
POSTSEASON																	
1/15/12	NYG-L	1	0	6	2	4	0.0	0.0	0	0	-	0	0	0	0	0	0

2010, GREEN BAY

Date	Opp.	GP	GS	TACKLES					Yds	INTERCEPTIONS					FUMBLES		
				Tot.	Solo	Asst.	Sacks	No.		Yds	Lg	TD	PD	FF	FR	Yds	
9/12	at Phi-W			(INACTIVE)													
9/19	Buf-W	1	0	1	0	1	0.0	0.0	0	0	-	0	0	0	0	0	
9/27	at Chi-L	1	0	0	0	0	0.0	0.0	0	0	-	0	0	0	0	0	
10/3	Det-W	1	0	0	0	0	0.0	0.0	0	0	-	0	0	0	0	0	
10/10	at Was-L	1	0	0	0	0	0.0	0.0	0	0	-	0	0	0	0	0	
10/17	Mia-L	1	1	4	2	2	0.0	0.0	0	0	-	0	0	0	0	0	
10/24	Min-W	1	0	9	5	4	0.0	0.0	0	0	-	0	0	0	0	0	
10/31	at NYJ-W	1	1	3	2	1	0.0	0.0	0	0	-	0	0	0	0	0	
11/7	Dal-W	1	0	3	2	1	1.0	1.0	0	0	-	0	0	0	0	0	
11/21	at Min-W	1	0	0	0	0	0.0	0.0	0	0	-	0	0	0	0	0	
11/28	at Atl-L	1	0	0	0	0	0.0	0.0	0	0	-	0	0	0	0	0	
12/5	SF-W	1	0	0	0	0	0.0	0.0	0	0	-	0	0	0	0	0	
12/12	at Det-L	1	0	0	0	0	0.0	0.0	0	0	-	0	0	0	0	0	
12/19	at NE-L	1	0	1	0	1	0.0	0.0	0	0	-	0	0	0	0	0	
12/26	NYG-W	1	0	0	0	0	0.0	0.0	0	0	-	0	0	0	0	0	
1/2/11	Chi-W	1	0	0	0	0	0.0	0.0	0	0	-	0	0	0	0	0	
Totals	15	2	21	11	10	1.0	1.0	0	0	-	0	0	0	0	0	0	
POSTSEASON																	
1/9/11	at Phi-W	1	0	2	2	0	0.0	0.0	0	0	-	0	0	0	0	0	
1/15/11	at Atl-W	1	0	4	3	1	1.0	8.0	0	0	-	0	0	0	0	0	
1/23/11	at Chi-W	1	0	0	0	0	0.0	0.0	0	0	-	0	0	0	0	0	
2/6/11	Pit-W	1	1	0	0	0	0.0	0.0	0	0	-	0	0	0	0	0	
Totals		4	1	6	5	1	1.0	8.0	0	0	-	0	0	0	0	0	



Charles WOODSON

24

SAFETY | 6-1 | 210 | MICHIGAN
ACQUIRED: FA-'13 | NFL EXP.: 18 | RAIDERS EXP.: 11
HOMETOWN: FREMONT, OHIO
BORN: 10/07/76

TRANSACTIONS: Selected by Oakland Raiders in the first round (fourth overall) of the 1998 NFL Draft, April, 18, 1998...Designated by Raiders as franchise player, Feb. 24, 2004...Re-signed by Raiders as franchise player, Sept. 1, 2004...Designated by Raiders as franchise player, Feb. 22, 2005...Re-signed by Raiders as franchise player, March 7, 2005...Signed by Green Bay Packers as an unrestricted free agent, May 1, 2006...Released by Packers, Feb. 15, 2013...Signed by Raiders as a free agent, May 22, 2013...Re-signed by Raiders as a free agent, March 30, 2014.

CAREER: Veteran safety headed for the Hall of Fame enters his 11th season with the Raiders, the third campaign of his second stint with the team...In 2014, became the first player in NFL history to record at least 50 INTs and 20 sacks in a career...Is one of just two players in league history with INTs in 17 straight seasons...Is tied for the most defensive TDs of all time (13) with Rod Woodson and Darren Sharper...Needs just one INT-TD to tie Rod Woodson for most all-time (13)...Entering 2015, his 60 career INTs rank first among active players...One of just 11 players in NFL history with at least 60 career INTs...Recorded an INT-TD in a fifth straight season in 2010, an NFL record...In his final year as a cornerback in 2011, garnered his fourth straight and eighth career Pro Bowl selection...After 13 decorated NFL seasons, earned his first Super Bowl ring in 2010...Helped Green Bay to the playoffs in five of his final six years there, including 2009, when the Associated Press named him NFL Defensive Player of the Year after his best individual campaign...Is one of just two players in NFL history to win a Heisman Trophy, Associated Press Rookie of the Year, Associated Press Player of the Year and a Super Bowl in their career, the other being former Raiders RB Marcus Allen...Earned Pro Bowl honors each of his first four years (1998-2001)...Earned first-team All-Pro accolades on three occasions (Associated Press 1999, Sports Illustrated 2000, and Sporting News and College & Pro Football Newsweekly in 2001)...Hardware also includes the 1998 Associated Press Defensive Rookie of the Year...His remarkable football career includes three college bowls on a nationally-ranked Michigan squad (capped by a Jan. 1, 1998, Rose Bowl triumph that sewed up the AP national championship), three Michigan-Ohio State battles, 17 NFL playoff games, two Super Bowls and four conference-title tilts...Career totals include 238 games played with 235 starts, 1,281 tackles (1,006 solo), 60 INTs, 12 INT-TDs, 218 passes defended, 20 sacks, 33 forced fumbles, 13 fumble recoveries and one fumble returned for a TD.

AT A GLANCE

- A three-time first-team All-Pro and eight-time Pro Bowler, earned Associated Press Defensive Player of the Year in 2009.
- Is the only player in NFL history to record 50 INTs and 20 sacks for his career.
- Has intercepted a pass in 17 straight seasons, joining only Darrell Green (19) as the only players to accomplish the feat.
- His 13 defensive TDs are tied with Rod Woodson and Darren Sharper for the most all-time and his 12 INT-TDs are second all-time.
- Became the first player in NFL history with an INT-TD in six straight seasons when he accomplished the feat in 2011.
- Is one of just two players in NFL history to win a Heisman Trophy, Associated Press Rookie of the Year, Associated Press Player of the Year and a Super Bowl in their career, the other being former Raiders RB Marcus Allen.
- The 1998 NFL Defensive Rookie of the Year, became the first Raiders defensive back to start every game in his rookie season since Jack Tatum in 1971.
- In 1997, became the first predominantly defensive player to win the Heisman Trophy and is one of nine Heisman winners to wear the Silver and Black.

2014: Started all 16 games in his 17th NFL season...Led the team with four INTs and 160 tackles (105 solo)...Tackle total established a new career high and also marked the third time he has eclipsed 100 stops in a season...Added nine passes defended, one fumble recovery and one sack...Garnered an AFC Defensive Player of the Week honor for the second straight season, earning recognition following a Week 12 win over Kansas City...Became the first player in NFL history to record 50 INTs and 20 sacks for his career...Became just the 11th player in NFL history to reach 60 career INTs...Named the recipient of the team's Commitment to Excellence Award...**(9/7) at NYJ:** Picked off a pass from QB Geno Smith, setting up a Raiders TD drive...Gave him an INT in 17 straight seasons, the second longest streak in NFL history...Added nine tackles (five)...**(9/14) vs. Hou.:** Credited with 14 tackles (11)...**(9/21) at NE:** Played in 225th career game...Credited with two passes defended and seven tackles (four)...**(9/28) vs. Mia.:** Recovered a fumble in the end zone for a touchback...Added nine tackles (four)...**(10/19) vs. Ari.:** Picked off QB Carson Palmer on a deflection in the second quarter, setting up a FG drive...Marked his 20th career INT as a Raider, moving him into 11th place on the franchise list...Tied for team lead with 11 stops (six)...**(10/26) at Cle.:** Tied for the team lead with nine tackles (seven)...Added one pass defended...**(11/9) vs. Den.:** Paced the team with 12 tackles (eight)...**(11/16) at SD:** Helped limit a prolific passing attack to just 180 yards through the air...Set a season high with 16 tackles (14)...His 14 solo stops marked a career best...**(11/20) vs. KC:** Named AFC Defensive Player of the Week for the second time as a Raider...Marked his sixth career Defensive Player of the Week honor...Credited with nine tackles (six), one sack and one pass defended...Sacked QB Alex Smith for a 10-yard loss in the third quarter...Sack marked the 20th of his career, making him the first player in NFL history to record at least 50 career INTs and 20 sacks...Also returned one punt for five yards, becoming the second oldest player in NFL history to return a punt at 38 years and 44 days old (Tim Brown - 38 years and 94 days)...**(12/7) vs. SF:** Essentially sealed an Oakland victory with a fourth-quarter INT of a QB Colin Kaepernick pass with 3:22 left in regulation...Also credited with 12 tackles (seven) and one pass defended...**(12/21) vs. Buf.:** Recorded his fourth INT of the season, picking off QB Kyle Orton in the first quarter...Became just the 11th player in NFL history with 60 career INTs...Also moved into a tie for 10th place on the Raiders career list with 22 picks...Totaled eight tackles (five) and one pass defended...**(12/28) at Den.:** Posted nine tackles (six) in the season finale...Returned two punts for 23 yards (11.5 avg.).

2013: Started all 16 games at free safety in first season back in Oakland...Ranked second on the team with 133 tackles (88 solo) and saw action on nearly every defensive snap...Recorded two sacks, one INT, four forced fumbles and two fumble recoveries, including one fumble returned for a TD...Tied an NFL record with his 13th career defensive TD...Also posted eight passes defended...Earned AFC Defensive Player of the Week honors in Week 5 vs. SD...**(9/8) at Ind.:** Started at free safety in first game back with Raiders since 2005...Credited with six tackles (two)...Notched two passes defended...**(9/15) vs. Jac.:** Recorded four solo tackles...Made a diving, one-armed stop of RB Maurice Jones-Drew to halt a potential TD run in the second quarter...**(9/23) at Den.:** Posted

a career-high 17 tackles (12)...**(9/29) vs. Was.**: Led team with 11 tackles (seven)...Sacked QB Robert Griffin III on a fourth-and-3 play in the second quarter, forcing a turnover on downs...**(10/6) vs. SD**: Put together his top performance of the season, garnering AFC Defensive Player of the Week honors...Returned a third-quarter fumble 25 yards for a TD, marking his 13th career defensive TD to tie the NFL's all-time record held by S Darren Sharper and DB Rod Woodson...Also picked off a QB Philip Rivers pass on San Diego's last play from scrimmage to seal the 27-17 victory...Credited with eight tackles (six)...**(10/13) at KC**: Recorded three solo tackles...Recovered a third-quarter fumble following a hit on WR Donnie Avery by CB DJ Hayden...Forced a fumble in the fourth quarter, punching the ball out of bounds on a carry by RB Jamaal Charles...**(11/3) vs. Phi.**: Tied for the team lead with nine tackles (eight)...**(11/10) at NYG**: Tied for the team lead with 10 tackles (five)...**(11/17) at Hou.**: Forced two fumbles and credited with two passes defended...Added seven tackles (three)...Stripped TE Garrett Graham, forcing a fumble that was recovered by CB Phillip Adams and set up the Raiders' first TD...Also credited with a forced fumble on a hit on RB Ben Tate in the final defensive series of the game, helping the Raiders seal the 28-23 victory...**(12/15) vs. KC**: Contributed four tackles (three)...Stopped RB Knile Davis for a 2-yard loss late in the fourth quarter...**(12/22) at SD**: Posted 10 tackles (six) and one pass defended...**(12/29) vs. Den.**: Notched a team-high 14 tackles (12), including a 2-yard stop of RB Ronnie Hillman in the second quarter...Sacked QB Brock Osweiler on a third-and-2 play in the fourth quarter, forcing a Denver punt.

2012 (with GB): Played and started seven games, in his first season at safety...Suffered a broken collarbone that sidelined him for Weeks 8-17...Finished with 44 tackles (36 solo), 1.5 sacks, one INT, one forced fumble and five passes defended...In two postseason games, had 12 tackles (11), and one pass defended...**(9/9) vs. SF**: Appeared in his 200th career contest, starting at strong safety...Forced a fumble and posted 1.5 sacks, his most in a game since he posted two vs. Seattle in 2001...**(9/13) vs. Chi.**: Recorded his 55th career INT, matching CB Aeneas Williams for 19th on the all-time list...**(10/7) at Ind.**: Had 10 tackles and broke up QB Andrew Luck's fourth-quarter pass intended for WR Reggie Wayne...**(10/21) at STL.**: Broke his clavicle tackling WR Brandon Gibson after a 5-yard gain in the fourth quarter...Remained on the field for the final play of the series, but did not return for final Rams drive...**Postseason: (1/5/13) vs. Min.**: Rehabilitated the injury and returned for Wild Card win...Started at strong safety and set the tone for an impressive defensive effort...**(12/13) at SF**: Played every snap in team's Divisional Playoff loss, breaking up a first-quarter pass intended for TE Vernon Davis.

2011 (with GB): A first-team Associated Press All-Pro, notched his fourth straight and eighth overall Pro Bowl selection...Posted 83 tackles (68 solo), 20 passes defended, one forced fumble and one fumble recovery, and tied S Eric Weddle and CB Kyle Arrington for first in the NFL with seven INTs...Became the first player in league annals to return an INT for a TD in six straight seasons (no other individual has done it more than four consecutive years), and the only player in the NFL since 2006 with four seasons of seven-plus INTs...**(9/18) at Car.**: Sparked Green Bay's comeback with a trio of takeaways, two INTs and one fumble recovery...Marked his sixth two-INT NFL game...Had three takeaways for the third time in career...**(10/2) vs. Den.**: Returned a QB Kyle Orton INT 30 yards for a first-quarter TD...On the play, became just the 37th player in NFL annals to reach 50 INTs...Also tied him with S Darren Sharper for second on the all-time list with 11 career INT-TDs, one behind DB Rod Woodson (12)...**(10/23) at Min.**: Registered his sixth multi-INT game and established a career best with six passes defended, picking off QB Christian Ponder on consecutive third-quarter drives...**(11/14) vs. Min.**: In one of his finest all-around performances, broke up four passes and early in the third quarter blitzed and came through unblocked to drop RB Adrian Peterson for a 6-yard loss...**(11/24) at Det.**: Set up a second-half FG in a Thanksgiving win, intercepting a QB Matthew Stafford pass...**(12/18) at KC**: Made two consecutive stops on a first-half goal-line stand, dropping RB Jackie Battle for a 1-yard loss and holding RB Thomas Jones to a yard before the Chiefs turned the ball over on downs.

2010 (with GB): Helped lead Green Bay on a run to the Super Bowl XLV title, earning his third consecutive and seventh overall Pro Bowl selection...Was also named to the second-team Associated Press All-Pro...Started all 20 regular season and playoff games...Ranked third on the team with 115 tackles (79 solo) and led the defense in forced fumbles (five)...Also recorded 13 passes defended, two sacks, one fumble recovery and two INTs, one returned for a TD...Voted by teammates as the Ed Block Courage Award recipient...**(10/3) vs. Det.**: Racked up 14 tackles (11) and three passes defended, and solidified his NFC Player of the Week award by returning a QB Shaun Hill INT for a TD, becoming the first player in NFL history with a pick-six in five straight years...**(11/7) vs. Dal.**: Recorded three tackles for loss, sacked Jon QB Kitna, and forced one fumble...Made all three stops on a fourth-quarter three-and-out, including consecutive tackles behind the line of scrimmage...**(11/21) at Min.**: Forced a RB Toby Gerhart fumble recovered by LB A.J. Hawk at the Packers' 35-yard line...**(12/26) vs. NYG**: Forced his fifth fumble of the season on a direct snap to RB Ahmad Bradshaw, this one recovered by S Atari Bigby to set up an important third-quarter FG...**(1/2/11) vs. Chi.**: Sacked QB Jay Cutler one snap before LB Clay Matthews dropped the quarterback again, forcing a key fourth-quarter punt...**Postseason: (1/15/11) at Atl.**: Recorded his first career postseason sack, throwing QB Matt Ryan for a loss one snap before CB Tramon Williams intercepted the quarterback in the end zone to thwart a threat late in the first half...**Super Bowl XLV (2/6/11) vs. Pit.**: Started his second career Super Bowl but could not finish it, breaking his collarbone while diving to interrupt a pass to WR Mike Wallace near the sideline late in first half...Stayed in game for one more snap, but left afterwards and did not return.



2009 (with GB): The Associated Press Defensive Player of the Year...At 33, became oldest defensive back to win the award and the first cornerback since Deion Sanders (1994)...Additionally garnered Defensive Player of the Year from the Sporting News and the Kansas City Committee of 101, and first-team All-Pro honors from AP, Pro Football Weekly, Sporting News and Sports Illustrated, and named best defensive back in the league by NFL Alumni...Secured a sixth Pro Bowl invite, including starting honors for a second straight year...Started all 16 regular season games, as well as the Wild Card playoff, at left cornerback...His career-best nine INTs tied three others for the NFL lead...Also paced the team with four forced fumbles, and added two sacks, tied for second among NFL defensive backs, becoming just the fourth NFL player with nine picks and two sacks in the same campaign...On three occasions (September, November and December/January), locked up NFC Defensive Player of the Month honors, the first-ever NFL defensive player to bring home three such awards in one season...(9/20) vs. Cin.: In his fourth multi-INT game, twice picked off QB Carson Palmer...Jumped a short pass in the right flat and returned it for a 37-yard TD...(9/27) at StL: Intercepted QB Kyle Boller's pass in the fourth quarter...(10/25) at Cle.: Among two takeaways, registered career INT No. 40, setting up a TD...Also stripped WR Josh Cribbs after a short completion early in second half...(11/15) vs. Dal.: Earned NFL Defensive Player of the Week, playing a role in all three of the team's takeaways...With the Cowboys at the Packers' 1-yard line, intercepted QB Tony Romo, preserving a 17-7 win...(11/26) at Det.: In one of the finest defensive performances in NFL history, ran away with NFC Defensive Player of the Week honors after becoming the first player with a sack, two INTs, one INT-TD, and a fumble recovery in a single contest...Also forced a fumble and posted a season-best four passes defended in 34-12 win...Picked off QB Matthew Stafford with four minutes left, jumping a pass intended for WR Calvin Johnson and racing 38 yards for a TD...(12/13) at Chi.: Among three passes defended, intercepted an under-thrown QB Jay Cutler pass late in first quarter...(1/3/10) at Ari.: Picked off QB Matt Leinart's second-quarter pass and converted the play into a 45-yard TD, his ninth INT and third defensive score of the season...Postseason: (1/10/10) at Ari.: Early in second quarter of Green Bay's 51-45 Wild Card loss, with Green Bay trailing, forced a WR Larry Fitzgerald fumble, recovered by LB Clay Matthews.

2008 (with GB): A Pro Bowl starter, earned an invite for the first time since 2001...Started all 16 games, 13 at cornerback and three at safety...Tied teammate S Nick Collins for second in the NFL with seven INTs, trailing only Baltimore's S Ed Reed...Returned two INTs for TDs...Led team with 20 passes defended, and paced the Packers' secondary with a career-most three sacks...Had 79 tackles, then a career high, forced a fumble and recovered another...(9/14) at Det.: After fracturing toe one week earlier in season-opener, picked off a pair of QB Jon Kitna passes among a season-high five passes defended, marking the third multi-INT game of his career...First INT set up a TD run...Returned second for a 41-yard TD...(9/28) at TB: Picked off QB Brian Griese's short pass and returned the INT 62 yards for a fourth-quarter TD...(10/12) at Sea.: Picked off QB Charlie Frye's fourth-quarter pass, after sacking the quarterback earlier in game...(11/9) at Min.: Returned a QB Gus Ferrette INT to set up a second-quarter TD...(11/16) vs. Chi.: Sacked QB Kyle Orton in the third quarter...(11/30) vs. Car.: Forced to start at strong safety due to injuries, on first play from scrimmage recovered a WR Muhsin Muhammad fumble, then forced a RB Jonathan Stewart fumble deep in Packers territory, the first in his career he forced and recovered a fumble in the same contest...(12/14) at Jac.: Sacked QB David Garrard in the third quarter...(12/22) at Chi.: Starting at cornerback, intercepted QB Kyle Orton late in third quarter, then blasted RB Matt Forte for a 1-yard loss in overtime...(12/28) vs. Det.: Intercepted QB Dan Orlovsky's overthrown first-quarter pass intended for WR Calvin Johnson.

2007 (with GB): A first alternate for the Pro Bowl while leading Green Bay to the NFC Championship Game...Started all 14 games and both playoff contests, missing one game due to a toe injury...Had 64 tackles (54 solo), four INTs, 10 passes defended and one fumble recovery...Scored the team's only defensive TDs, returning the fumble and one INT for scores...Also served as primary punt returner, returning 33 punts for 268 yards (8.1 avg.)...In two postseason contests, posted six solo tackles and broke up three passes...(10/14) vs. Was.: In 17-14 win, picked up NFC Defensive Player of the Week honors after returning a WR Santana Moss' fumble 57 yards for a game-winning third-quarter TD...Earlier, intercepted a QB Jason Campbell pass that deflected off Moss' hands, wrestling it away from WR Antwaan Randle El...(11/4) at KC: Made a pair of fourth-quarter plays to seal a 33-22 victory...Returned a QB Damon Huard INT 46 yards for a TD, and earlier returned a punt 27 yards to set up a FG...Also dropped RB Larry Johnson for a 1-yard loss in the third quarter...(11/11) vs. Min.: Helped to preserve Green Bay's first franchise shutout of Minnesota, intercepting QB Brooks Bollinger at the 2-yard line in the fourth quarter...(11/22) at Det.: Did not finish the game after nearly returning a first-quarter punt for a TD...Sustained a toe injury on the 34-yard return.

2006 (with GB): Signed with Green Bay as an unrestricted free agent in the offseason...Battled a painful shoulder injury most of the year, but still started 16 games at cornerback and paced the team in both INTs (eight) and passes defended (26)...His eight INTs tied for first in the NFC and tied for third in the league...Also for the first time since his Heisman season at Michigan in 1997, served as his team's primary punt returner, posting 41 returns for 363 yards (8.9 avg.)...(10/22) at Mia.: Among four passes defended, returned a deflected QB Joey Harrington INT 23 yards for a TD, his third career score but first since Nov. 28, 1999...Also sacked Harrington to force an earlier punt...(11/27) at Sea.: Notched his second career multi-INT game, picking off QB Matt Hasselbeck in each of the first two quarters, setting up the Packers' first TD...(12/10) at SF: Posted a career-long 40-yard punt return, setting up a fourth-quarter FG that iced the win, plus his first kickoff return since his days at Michigan...Also recovered a RB Frank Gore fumble...(12/21) vs. Min.: Intercepted QB Tarvaris Jackson...(12/31) at Chi.: Marked his seventh individual takeaway over a six-game stretch, intercepting QB Rex Grossman.

2005: In the final season of his initial Raiders tenure, started Oakland's first six games before suffering a broken leg that sidelined him for the remainder of the season...Was inactive for the subsequent nine contests before Oakland placed him on the reserve/injured list on Dec. 29...Finished with 31 tackles (27 solo), one INT among four passes defended, one forced fumble and three punt returns for 20 yards...(9/18) vs. KC: Opened at free safety, his only non-cornerback start of the season, and had a season-high two passes defended plus a forced fumble near midfield with five minutes left, positioning Oakland for a potential go-ahead TD...(10/2) vs. Dal.: Intercepted QB Drew Bledsoe in the second quarter...(10/23) vs. Buf.: Fractured his right lower leg late in the second quarter when he tackled RB Willis McGahee at the end of a 4-yard run.

2004: Played in Oakland's first 13 games, starting 12, before a right knee injury rendered him inactive for the final three contests...Posted 2.5 sacks among 74 total tackles (59 solo)...Also broke up nine passes, including one INT, forced a pair of fumbles and recovered another...Returned one punt for 4 yards...(9/19) vs. Buf.: Registered his first of two early season sacks, dropping QB Drew Bledsoe...(9/26) vs. TB: Forced a QB Brad Johnson fumble by sacking the quarterback...(11/28) at Den.: Recovered a RB Reuben Droughns fumble on the opening possession of the second half that led to a quick TD in a 25-24 triumph...(12/5) vs. KC: Picked off QB Trent Green's second-quarter pass in Oakland territory, setting up a TD.

2003: Played without pain, starting the Raiders' first 15 games at cornerback...Recorded 70 tackles (56 solo), including one sack and one forced fumble...Also made three INTs among eight passes defended and recovered one fumble...(10/5) at Chi.: Picked off

QB Kordell Stewart on the Bears' initial drive of the second half, giving him his first two-INT game in the NFL...(10/12) at Cle.: Forced a RB William Green fumble on the game's initial series, setting up an Oakland TD...(11/30) vs. Den.: Sacked QB Jake Plummer.

2002: Saw his season interrupted by injury for the first time as a professional, playing eight regular season games with seven starts...Had played all 70 games, including playoffs, with 69 starts, until a shoulder injury sidelined him in Week 3...Inactive for the other eight contests due to shoulder and leg injuries, but started all three postseason games, including Super Bowl XXXVII...Had a team-high four forced fumbles...Also made one INT among four passes defended, recovered one fumble and posted 37 tackles...(9/8) vs. Sea.: Forced two fumbles, matching a career best (also Dec. 16, 2000 at Sea.) among a team-high eight tackles in season-opening victory...(9/15) at Pit.: Had a hand in two fourth-quarter turnovers, forcing a WR Hines Ward fumble and intercepting QB Kordell Stewart in 30-17 win...(11/3) vs. SF: Returned to starting lineup after missing five games with a right shoulder injury and made eight stops, recovering an early RB Garrison Hearst fumble...Postseason: (1/12/03) vs. NY: Returned to start AFC Divisional Playoff after right leg injury left him inactive for three of final four regular season games...(1/19/03) vs. Ten.: Shared club lead with eight tackles, helping team clinch first Super Bowl berth since 1983...Super Bowl XXXVII (1/26/03) vs. TB: Intercepted QB Brad Johnson on the third play of Super Bowl XXXVII to set up a FG, the Raiders' first points.

2001: Garnered a fourth Pro Bowl selection in his fourth NFL season...Earned All-Pro honors from the Sporting News and College & Pro Football Newsweekly, and All-AFC recognition from Football News...Played in all 16 regular season games for a fourth straight season, making 15 starts at cornerback...Also started both Raiders playoff contests...Had 53 tackles, two sacks, one INT, 11 passes defended, one forced fumble and a blocked FG...Additionally, returned punts for the first time as a professional, averaging 11.8 yards on four returns for 47 yards...(9/9) at KC: Intercepted QB Trent Green in a season-opening 27-24 win...(9/30) vs. Sea.: Recorded the first two sacks of his pro career among a season-high eight tackles, dropping QB Matt Hasselbeck twice in a 38-14 victory...(10/7) vs. Dal.: Blocked a 41-yard FG try by K Tim Seder just before halftime of 28-21 win...(11/25) at NYG: Forced a FB Greg Comella fumble to blunt an early Giants drive into Oakland territory in eventual 28-10 victory...(12/30) at Den.: Played but did not start due to stomach illness...Postseason: (1/19/02) at NE: Made five tackles and knocked down a pass in the AFC Divisional playoff...Sacked QB Tom Brady and forced a fumble, seemingly clinching a Raider victory...Fumble ruling was overturned, and the Raiders fell 16-13 in overtime in what has become famously known as the "Tuck Rule Game."

2000: Led the Raiders in INTs (four), passes defended (13) and forced fumbles (three) while starting all 16 regular season games for the third straight year...Also started both Oakland playoff games...Also finished second on the team in tackles with 79, recovered one fumble and caught one pass for eight yards...Selected to his third consecutive Pro Bowl, also brought home Sports Illustrated and Associated Press All-Pro accolades, as well as All-AFC acknowledgement from Football News...(10/15) at KC: Picked up a first down with an 8-yard reception from QB Rich Gannon on a first-quarter TD drive, in a 20-17 win...(11/19) at NO: Intercepted the first NFL pass of QB Aaron Brooks, setting up an Oakland TD, in 31-22 victory...(12/16) at Sea.: Forced a pair of fumbles to establish a career high, including one by RB Ricky Watters late in the game...Also intercepted QB Jon Kitna to stop another...Postseason: (1/6/01) vs. Mia.: Helped dispatch the Dolphins, 27-0, in AFC Divisional playoff with a fumble recovery and a pass breakup...Pounced on a RB Lamar Smith fumble in Miami territory to set up a second-quarter TD...(1/14/01) vs. Bal.: In AFC Championship, contributed two tackles and a pass breakup in loss to eventual world champion.

1999: Extended his starting streak to all 32 games of his early NFL career, earning a second straight Pro Bowl appearance (first Pro Bowl start)...A consensus All-Pro selection (AP, PFW/PFWA), ranked second on the squad with 15 passes defended...(11/14) vs. SD: Made his first NFL reception, hauling in a 19-yard pass from QB Rich Gannon to advance a first-quarter TD drive...Also broke up a QB Jim Harbaugh pass...(11/28) vs. KC: On the last play of the third quarter, returned an QB Elvis Grbac INT 15 yards for a TD.

1998: The NFL Defensive Rookie of the Year (AP, Pro Football Weekly, Football Digest), became the Raiders' first rookie defensive back to start every game since S Jack Tatum in 1971...Also reaped Pro Bowl and all-rookie honors...Among a club-high 22 passes defended, tied CB Eric Allen for the team lead with five INTs, most by a Raiders rookie since S Charles Phillips had six in 1975...Also paced the secondary - and was third among all Oakland defenders - with 64 tackles, along with contributing two forced fumbles...Earned December NFL Rookie of the Month honors...(9/6) at KC: Made his NFL debut, forcing a fumble...(9/27) at Dal.: Registered his first NFL INT, picking off QB Jason Garrett in a 13-12 win...With Dallas threatening to tie late in third quarter, stepped in front of WR Michael Irvin on the goal line and returned the pick 24 yards...(10/4) at Ari.: Returned a QB Jake Plummer INT 46 yards for his first NFL TD, giving Oakland a 16-14 lead in a 23-20 triumph...(12/20) at SD: Broke up a season-high five passes, including a QB Craig Whelihan INT, in 17-10 win.

COLLEGE: A three-year starter and letterman (1995-97) at the University of Michigan, became a starter the second game of his true freshman year (1995) and played in 34 straight games before declaring for the NFL draft following his junior season...The first predominantly defensive player ever to win the Heisman Trophy (1997), also was a two-time All-American and Chevrolet Defensive Player of the Year (1996-97), and three-time All-Big Ten selection...Finished with 18 career INTs, leading Wolverines all three seasons...Made spot contributions as a wide receiver, and also returned 44 punts...The MVP of a 12-0 club that captured the 1997 Associated Press national championship, helped Wolverines beat Washington State in Rose Bowl, Jan. 1, 1998...En route to his Heisman, finished second in the nation with eight INTs, and added the Walter Camp Player of the Year, Jim Thorpe Award as the nation's top defensive back, Bronko Nagurski Award as the top defensive player, Sporting News Player of the Year and consensus All-American honors...Averaged 8.4 yards on 36 punt returns, highlighted by a 78-yard TD in 20-14 victory over No. 4 Ohio State (Nov. 22, 1997)...With five INTs as a 19-year-old true freshman, earned 1995 Big Ten Freshman of the Year recognition.

PERSONAL: Ohio's "Mr. Football" as a 1994 senior at Ross High School in Fremont, Ohio...Finished prep career with the school's career records for rushing yards (3,861) and scoring (466 points), including 2,028 yards and 230 points his senior season, when he was a USA Today All-American selection...Accumulated 5,996 career all-purpose yards...Also lettered twice in basketball (guard) and track (relay sprinter and long jumper)...Made a \$2 million donation to the new University of Michigan C.S. Mott Children's Hospital and Women's Hospital on Thanksgiving Day 2009...Was honored with a "Charles Woodson Day" at the new hospital...Through several fundraisers, including an annual May golf tournament in conjunction with former teammates Brian Griese and Steve Hutchinson, has helped raised millions of dollars for the facilities, including \$1.3 million in the tournament's first year for both the Mott Children's and Von Voigtlander Women's hospitals...Has a website for his foundation, www.charleswoodsonfoundation.org...In 2012, donated \$100,000 to the Red Cross in order to assist families devastated by Hurricane Sandy...In 2008, donated \$150,000 for academic scholarships to the University of Michigan for students with financial needs studying kinesiology...With funds being matched by the Presidential Scholarship Challenge Program, the amount of endowed scholarships is \$300,000 for students from communities where Woodson has ties - Fremont, Ohio; Detroit, Mich.; Oakland, Calif.; and Green Bay, Wis. ...One

of the scholarships is in honor of Woodson's mother, Georgia, and will go to students in Ohio coming from single-parent households...Has volunteered at a youth football camp held by his former Oakland teammate Zack Crockett, and has participated in events to benefit the Donald Driver Foundation as well as the Donald Driver Celebrity Softball Game...A wine entrepreneur, owns the wine label TwentyFour by Charles Woodson, leasing acres of vineyards in Napa Valley, Calif., a short distance from the Raiders' training-camp home.

ADDITIONAL STATISTICS: Touchdowns (13): 10/4/98 at Ari., 46-yard INT return (J. Plummer); 11/28/99 vs. KC, 15-yard INT return (E. Grbac); 10/22/06 at Mia., 23-yard INT return (J. Harrington); 10/14/07 vs. Was., 57-yard fumble return (S. Moss); 11/4/07 at KC, 46-yard INT return (D. Huard); 9/14/08 at Det., 41-yard INT return (J. Kitna); 9/28/08 at TB, 62-yard INT return (B. Griese); 9/20/09 vs. Cin., 37-yard INT return (C. Palmer); 11/26/09 at Det., 38-yard INT return (M. Stafford); 1/3/10 at Ari., 45-yard INT return (M. Leinart); 10/3/10 vs. Det., 48-yard INT return (S. Hill); 10/2/11 vs. Den., 30-yard INT return (K. Orton); 10/6/13 vs. SD, 25-yard fumble return (D. Woodhead). Receptions — 2. Receiving yards — 27. Field goal blocks — 1.

SINGLE-GAME HIGHS: TACKLES: Total — 17, 9/23/13 at Den. Solo — 14, 11/20/14 vs. KC. Interceptions — 2, seven times; last: 10/23/11 at Min. Passes defended — 6, 10/23/11 at Min. Sacks — 2, 9/30/01 vs. Sea. Forced fumbles — 2, three times; last: 11/17/13 at Hou. Fumble recoveries — 1, 13 times; last: 9/28/14 vs. Mia.

CHARLES WOODSON'S CAREER STATISTICS

		TACKLES							INTERCEPTIONS					FUMBLES		
Year	Team	GP	GS	Tot.	Solo	Asst.	Sacks	Yds	No.	Yds	Lg	TD	PD	FF	FR	Yds
1998	Oakland	16	16	64	61	3	0.0	0.0	5	118	46t	1	22	2	0	0
1999	Oakland	16	16	61	52	9	0.0	0.0	1	15	15t	1	15	0	1	24
2000	Oakland	16	16	79	66	13	0.0	0.0	4	36	23	0	13	3	1	0
2001	Oakland	16	15	53	40	13	2.0	15.0	1	64	34	0	11	1	0	0
2002	Oakland	8	7	37	35	2	0.0	0.0	1	3	3	0	4	4	1	0
2003	Oakland	15	15	70	56	14	1.0	7.0	3	67	51	0	8	1	1	3
2004	Oakland	13	12	74	59	15	2.5	22.0	1	25	25	0	9	2	1	0
2005	Oakland	6	6	31	27	4	0.0	0.0	1	0	0	0	4	1	0	0
2006	Green Bay	16	16	63	51	12	1.0	9.0	8	61	23t	1	26	3	1	0
2007	Green Bay	14	14	64	54	10	0.0	0.0	4	48	46t	1	10	0	1	57
2008	Green Bay	16	16	79	66	13	3.0	14.0	7	169	62t	2	20	1	1	-2
2009	Green Bay	16	16	81	63	18	2.0	18.0	9	179	45t	3	21	4	1	0
2010	Green Bay	16	16	105	79	26	2.0	11.0	2	48	48t	1	13	5	0	0
2011	Green Bay	15	15	83	68	15	2.0	11.0	7	63	30t	1	20	1	1	-1
2012	Green Bay	7	7	44	36	8	1.5	5.5	1	0	0	0	5	1	0	0
2013	Oakland	16	16	133	88	45	2.0	18.0	1	13	13	0	8	4	2	25
2014	Oakland	16	16	160	105	55	1.0	10.0	4	35	30	0	9	0	1	0
Totals		238	235	1,281	1,006	275	20.0	140.5	60	944	62t	11	218	33	13	106
POSTSEASON																
2000	Oakland	2	2	5	4	1	0.0	0.0	0	0	-	0	2	0	1	0
2001	Oakland	2	2	12	8	4	0.0	0.0	0	0	-	0	3	0	0	0
2002	Oakland	3	3	22	18	4	0.0	0.0	1	12	12	0	4	0	0	0
2007	Green Bay	2	1	6	6	0	0.0	0.0	0	0	-	0	3	0	0	0
2009	Green Bay	1	1	7	7	0	0.0	0.0	0	0	-	0	1	1	0	0
2010	Green Bay	4	4	19	14	5	1.0	7.0	0	0	-	0	0	0	0	0
2011	Green Bay	1	1	2	2	0	0.0	0.0	0	0	-	0	1	0	0	0
2012	Green Bay	2	2	12	11	1	0.0	0.0	0	0	-	0	1	0	0	0
Totals		17	16	85	70	15	1.0	7.0	1	12	12	0	15	1	1	0
KICKOFF RETURNS																
Year	Team	No.	Yds	Avg.	Lg	TD										
2001	Oakland	0	0	-	-	0										
2002	Oakland	0	0	-	-	0										
2004	Oakland	0	0	-	-	0										
2005	Oakland	0	0	-	-	0										
2006	Green Bay	1	10	10.0	10	0										
2007	Green Bay	0	0	-	-	0										
2008	Green Bay	1	-2	-2.0	-2	0										
2009	Green Bay	2	30	15.0	18	0										
2011	Green Bay	1	9	9.0	9	0										
2014	Oakland	0	0	-	-	0										
Totals		5	47	9.4	18	0										
PUNT RETURNS																
Year	Team	No.	FC	Yds	Avg.	Lg	TD									
2001	Oakland	0	0	47	11.8	16	0									
2002	Oakland	0	1	6	1.5	4	0									
2004	Oakland	0	0	4	4.0	4	0									
2005	Oakland	0	0	20	6.7	15	0									
2006	Green Bay	1	2	363	8.9	40	0									
2007	Green Bay	0	5	268	8.1	34	0									
2008	Green Bay	0	0	0	-	-	0									
2009	Green Bay	2	0	0	0.0	0	0									
2011	Green Bay	1	0	0	-	-	0									
2014	Oakland	3	0	28	9.3	23	0									
Totals		90	8	736	8.2	40	0									

CHARLES WOODSON GAME-BY-GAME

2014, OAKLAND

Date	Opp.	GP	GS	Tot.	TACKLES				Yds	No.	INTERCEPTIONS				FUMBLES		
					Solo	Asst.	Sacks				Yds	Lg	TD	PD	FF	FR	Yds
9/7	at NYJ-L	1	1	9	5	4	0.0	0.0	0	1	2	2	0	1	0	0	0
9/14	Hou-L	1	1	14	11	3	0.0	0.0	0	0	0	-	0	0	0	0	0
9/21	at NE-L	1	1	7	4	3	0.0	0.0	0	0	0	-	0	2	0	0	0
9/28	Mia-L	1	1	9	4	5	0.0	0.0	0	0	0	-	0	1	0	1	0
10/12	SD-L	1	1	10	7	3	0.0	0.0	0	0	0	-	0	0	0	0	0
10/19	Ari-L	1	1	11	6	5	0.0	0.0	1	30	30	0	1	0	0	0	0
10/26	at Cle-L	1	1	9	7	2	0.0	0.0	0	0	0	-	0	1	0	0	0
11/2	at Sea-L	1	1	10	5	5	0.0	0.0	0	0	0	-	0	0	0	0	0
11/9	Den-L	1	1	12	8	4	0.0	0.0	0	0	0	-	0	0	0	0	0
11/16	at SD-L	1	1	16	14	2	0.0	0.0	0	0	0	-	0	0	0	0	0
11/20	KC-W	1	1	9	6	3	1.0	10.0	0	0	0	-	0	1	0	0	0
11/30	at StL-L	1	1	7	4	3	0.0	0.0	0	0	0	-	0	0	0	0	0
12/7	SF-W	1	1	12	7	5	0.0	0.0	1	3	3	0	1	0	0	0	0
12/14	at KC-L	1	1	8	6	2	0.0	0.0	0	0	0	-	0	0	0	0	0
12/21	Buf-W	1	1	8	5	3	0.0	0.0	1	0	0	0	0	1	0	0	0
12/28	at Den-L	1	1	9	6	3	0.0	0.0	0	0	0	-	0	0	0	0	0
Totals		16	16	160	105	55	1.0	10.0	4	35	30	0	9	0	1	0	0

2013, OAKLAND

Date	Opp.	GP	GS	Tot.	TACKLES				Yds	No.	INTERCEPTIONS				FUMBLES		
					Solo	Asst.	Sacks				Yds	Lg	TD	PD	FF	FR	Yds
9/8	at Ind-L	1	1	6	2	4	0.0	0.0	0	0	0	-	0	0	0	0	0
9/15	Jac-W	1	1	4	4	0	0.0	0.0	0	0	0	-	0	0	0	0	0
9/23	at Den-L	1	1	17	12	5	0.0	0.0	0	0	0	-	0	0	0	0	0
9/29	Was-L	1	1	11	7	4	1.0	10.0	0	0	0	-	0	0	1	0	0
10/6	SD-W	1	1	8	6	2	0.0	0.0	1	13	13	0	2	0	1	25	0
10/13	at KC-L	1	1	3	3	0	0.0	0.0	0	0	0	-	0	0	1	1	0
10/27	Pit-W	1	1	5	3	2	0.0	0.0	0	0	0	-	0	0	0	0	0
11/3	Phi-L	1	1	9	8	1	0.0	0.0	0	0	0	-	0	0	0	0	0
11/10	at NYG-L	1	1	10	5	5	0.0	0.0	0	0	0	-	0	0	0	0	0
11/17	at Hou-W	1	1	7	3	4	0.0	0.0	0	0	0	-	0	2	2	0	0
11/24	Ten-L	1	1	10	6	4	0.0	0.0	0	0	0	-	0	0	0	0	0
11/28	at Dal-L	1	1	7	3	4	0.0	0.0	0	0	0	-	0	1	0	0	0
12/8	at NYJ-L	1	1	8	5	3	0.0	0.0	0	0	0	-	0	1	0	0	0
12/15	KC-L	1	1	4	3	1	0.0	0.0	0	0	0	-	0	0	0	0	0
12/22	at SD-L	1	1	10	6	4	0.0	0.0	0	0	0	-	0	1	0	0	0
12/29	Den-L	1	1	14	12	2	1.0	8.0	0	0	0	-	0	1	0	0	0
Totals		16	16	133	88	45	2.0	18.0	1	13	13	0	8	4	2	25	0

2012, GREEN BAY

Date	Opp.	GP	GS	Tot.	TACKLES				Yds	No.	INTERCEPTIONS				FUMBLES		
					Solo	Asst.	Sacks				Yds	Lg	TD	PD	FF	FR	Yds
9/9	SF-L	1	1	3	3	0	1.5	5.5	0	0	0	-	0	0	1	0	0
9/13	Chi-W	1	1	5	4	1	0.0	0.0	1	0	0	0	1	0	0	0	0
9/24	at Sea-L	1	1	5	2	3	0.0	0.0	0	0	0	-	0	2	0	0	0
9/30	NO-W	1	1	12	11	1	0.0	0.0	0	0	0	-	0	1	0	0	0
10/7	at Ind-L	1	1	10	8	2	0.0	0.0	0	0	0	-	0	1	0	0	0
10/14	at Hou-W	1	1	3	3	0	0.0	0.0	0	0	0	-	0	0	0	0	0
10/21	at StL-W	1	1	6	5	1	0.0	0.0	0	0	0	-	0	0	0	0	0
10/28	Jac-W				(INACTIVE - COLLARBONE)												
11/4	Ari-W				(INACTIVE - COLLARBONE)												
11/18	at Det-W				(INACTIVE - COLLARBONE)												
11/25	at NYG-L				(INACTIVE - COLLARBONE)												
12/2	Min-W				(INACTIVE - COLLARBONE)												
12/9	Det-W				(INACTIVE - COLLARBONE)												
12/16	at Chi-W				(INACTIVE - COLLARBONE)												
12/23	Ten-W				(INACTIVE - COLLARBONE)												
12/30	at Min-L				(INACTIVE - COLLARBONE)												
Totals		7	7	44	36	8	1.5	5.5	1	0	0	0	0	5	1	0	0

POSTSEASON

1/5/13	Min-W	1	1	6	6	0	0.0	0.0	0	0	0	-	0	0	0	0	0
1/12/13	at SF-L	1	1	6	5	1	0.0	0.0	0	0	0	-	0	1	0	0	0
Totals		2	2	12	11	1	0.0	0.0	0	0	0	-	0	1	0	0	0

CHARLES WOODSON GAME-BY-GAME

2011, GREEN BAY

Date	Opp.	GP	GS	TACKLES					Yds	INTERCEPTIONS					FUMBLES		
				Tot.	Solo	Asst.	Sacks			No.	Yds	Lg	TD	PD	FF	FR	Yds
9/8	NO-W	1	1	2	2	0	0.0	0.0	0	0	-	0	1	0	0	0	
9/18	at Car-W	1	1	8	6	2	0.0	0.0	2	6	-	0	2	0	1	-1	
9/25	at Chi-W	1	1	3	2	1	0.0	0.0	0	0	-	0	0	0	0	0	
10/2	Den-W	1	1	5	4	1	0.0	0.0	1	30	30t	1	1	0	0	0	
10/9	at Atl-W	1	1	4	3	1	0.0	0.0	0	0	-	0	0	0	0	0	
10/16	StL-W	1	1	4	3	1	1.0	6.0	0	0	-	0	0	0	0	0	
10/23	at Min-W	1	1	6	5	1	0.0	0.0	2	26	25	0	6	0	0	0	
11/6	at SD-W	1	1	6	5	1	0.0	0.0	0	0	-	0	0	1	0	0	
11/14	Min-W	1	1	9	8	1	0.0	0.0	0	0	-	0	4	0	0	0	
11/20	TB-W	1	1	5	3	2	1.0	5.0	0	0	-	0	1	0	0	0	
11/24	at Det-W	1	1	5	5	0	0.0	0.0	1	0	0	0	1	0	0	0	
12/4	at NYG-W	1	1	6	5	1	0.0	0.0	0	0	-	0	0	0	0	0	
12/11	Oak-W	1	1	4	4	0	0.0	0.0	1	1	1	0	3	0	0	0	
12/18	at KC-L	1	1	12	10	2	0.0	0.0	0	0	-	0	0	0	0	0	
12/25	Chi-W	1	1	4	3	1	0.0	0.0	0	0	-	0	1	0	0	0	
1/1/12	Det-W			(INACTIVE)													
Totals		15	15	83	68	15	2.0	11.0	7	63	30t	1	20	1	1	-1	
POSTSEASON																	
1/15/12	NYG-L	1	1	2	2	0	0.0	0.0	0	0	-	0	1	0	0	0	

2010, GREEN BAY

Date	Opp.	GP	GS	TACKLES					Yds	INTERCEPTIONS					FUMBLES		
				Tot.	Solo	Asst.	Sacks			No.	Yds	Lg	TD	PD	FF	FR	Yds
9/12	at Phi-W	1	1	5	4	1	0.0	0.0	0	0	-	0	1	1	0	0	
9/19	Buf-W	1	1	5	5	0	0.0	0.0	0	0	-	0	0	0	0	0	
9/27	at Chi-L	1	1	5	4	1	0.0	0.0	0	0	-	0	0	1	0	0	
10/3	Det-W	1	1	14	11	3	0.0	0.0	1	48	48t	1	3	0	0	0	
10/10	at Was-L	1	1	7	5	2	0.0	0.0	0	0	-	0	1	0	0	0	
10/17	Mia-L	1	1	8	6	2	0.0	0.0	0	0	-	0	0	0	0	0	
10/24	Min-W	1	1	9	6	3	0.0	0.0	0	0	-	0	0	0	0	0	
10/31	at NYJ-W	1	1	4	3	1	0.0	0.0	1	0	0	0	2	0	0	0	
11/7	Dal-W	1	1	5	4	1	1.0	3.0	0	0	-	0	0	1	0	0	
11/21	at Min-W	1	1	7	6	1	0.0	0.0	0	0	-	0	0	1	0	0	
11/28	at Atl-L	1	1	7	7	0	0.0	0.0	0	0	-	0	0	0	0	0	
12/5	SF-W	1	1	4	2	2	0.0	0.0	0	0	-	0	0	0	0	0	
12/12	at Det-L	1	1	9	6	3	0.0	0.0	0	0	-	0	1	0	0	0	
12/19	at NE-L	1	1	5	3	2	0.0	0.0	0	0	-	0	2	0	0	0	
12/26	NYG-W	1	1	3	2	1	0.0	0.0	0	0	-	0	0	1	0	0	
1/2/11	Chi-W	1	1	8	5	3	1.0	8.0	0	0	-	0	3	0	0	0	
Totals		16	16	105	79	26	2.0	11.0	2	48	48t	1	13	5	0	0	
POSTSEASON																	
1/9/11	at Phi-W	1	1	7	4	3	0.0	0.0	0	0	-	0	0	0	0	0	
1/15/11	at Atl-W	1	1	6	5	1	1.0	7.0	0	0	-	0	0	0	0	0	
1/23/11	at Chi-W	1	1	3	3	0	0.0	0.0	0	0	-	0	0	0	0	0	
2/6/11	Pit-W	1	1	3	2	1	0.0	0.0	0	0	-	0	0	0	0	0	
Totals		4	4	19	14	5	1.0	7.0	0	0	-	0	0	0	0	0	

CHARLES WOODSON GAME-BY-GAME

2009, GREEN BAY

Date	Opp.	GP	GS	TACKLES					No.	INTERCEPTIONS				FUMBLES		
				Tot.	Solo	Asst.	Sacks	Yds		Yds	Lg	TD	PD	FF	FR	Yds
9/13	Chi-W	1	1	3	3	0	0.0	0.0	0	0	-	0	0	0	0	0
9/20	Cin-L	1	1	11	10	1	0.0	0.0	2	59	37t	1	2	0	0	0
9/27	at StL-W	1	1	10	8	2	0.0	0.0	1	0	0	0	1	0	0	0
10/5	at Min-L	1	1	3	2	1	0.0	0.0	0	0	-	0	0	0	0	0
10/18	Det-W	1	1	3	2	1	0.0	0.0	0	0	-	0	0	0	0	0
10/25	at Cle-W	1	1	2	2	0	0.0	0.0	1	25	25	0	1	1	0	0
11/1	Min-L	1	1	5	3	2	0.0	0.0	0	0	-	0	0	0	0	0
11/8	at TB-L	1	1	8	7	1	0.0	0.0	0	0	-	0	2	0	0	0
11/15	Dal-W	1	1	10	7	3	1.0	12.0	1	3	3	0	1	2	0	0
11/22	SF-W	1	1	0	0	0	0.0	0.0	0	0	-	0	1	0	0	0
11/26	at Det-W	1	1	5	5	0	1.0	6.0	2	38	38t	1	4	1	1	0
12/7	Bal-W	1	1	3	2	1	0.0	0.0	0	0	-	0	0	0	0	0
12/13	at Chi-W	1	1	4	2	2	0.0	0.0	1	9	9	0	3	0	0	0
12/20	at Pit-L	1	1	10	8	2	0.0	0.0	0	0	-	0	2	0	0	0
12/27	Sea-W	1	1	4	2	2	0.0	0.0	0	0	-	0	1	0	0	0
1/3/10	at Ari-W	1	1	0	0	0	0.0	0.0	1	45	45t	1	3	0	0	0
Totals		16	16	81	63	18	2.0	18.0	9	179	45t	3	21	4	1	0
POSTSEASON																
1/10/10	at Ari-L	1	1	7	7	0	0.0	0.0	0	0	-	0	1	1	0	0

2008, GREEN BAY

Date	Opp.	TACKLES							INTERCEPTIONS					FUMBLES		
		GP	GS	Tot.	Solo	Asst.	Sacks	Yds	No.	Yds	Lg	TD	PD	FF	FR	Yds
9/8	Min-W	1	1	4	4	0	0.0	0.0	0	0	-	0	2	0	0	0
9/14	at Det-W	1	1	2	2	0	0.0	0.0	2	41	41t	1	5	0	0	0
9/21	Dal-L	1	1	2	2	0	0.0	0.0	0	0	-	0	0	0	0	0
9/28	at TB-L	1	1	7	5	2	0.0	0.0	1	62	62t	1	3	0	0	0
10/5	Chi-L	1	1	2	2	0	0.0	0.0	0	0	-	0	0	0	0	0
10/12	at Sea-W	1	1	3	2	1	1.0	5.0	1	12	12	0	2	0	0	0
10/19	Ind-W	1	1	2	2	0	0.0	0.0	0	0	-	0	1	0	0	0
11/2	at Ten-L	1	1	6	5	1	0.0	0.0	0	0	-	0	1	0	0	0
11/9	at Min-L	1	1	7	4	3	0.0	0.0	1	9	9	0	1	0	0	0
11/16	Chi-W	1	1	5	5	0	1.0	8.0	0	0	-	0	0	0	0	0
11/24	at NO-L	1	1	6	6	0	0.0	0.0	0	0	-	0	0	0	0	0
11/30	Car-L	1	1	9	7	2	0.0	0.0	0	0	-	0	0	1	1	-2
12/7	Hou-L	1	1	11	9	2	0.0	0.0	0	0	-	0	2	0	0	0
12/14	at Jac-L	1	1	6	6	0	1.0	1.0	0	0	-	0	0	0	0	0
12/22	at Chi-L	1	1	4	3	1	0.0	0.0	1	22	22	0	1	0	0	0
12/28	Det-W	1	1	3	2	1	0.0	0.0	1	23	23	0	2	0	0	0
Totals		16	16	79	66	13	3.0	14.0	7	169	62t	2	20	1	1	-2

CHARLES WOODSON GAME-BY-GAME
2007, GREEN BAY

Date	Opp.	GP	GS	TACKLES					Yds	INTERCEPTIONS					FUMBLES		
				Tot.	Solo	Asst.	Sacks			No.	Yds	Lg	TD	PD	FF	FR	Yds
9/9	Phi-W	1	1	3	2	1	0.0	0.0	0	0	0	-	0	0	0	0	0
9/16	at NYG-W	1	1	3	3	0	0.0	0.0	0	0	-	0	1	0	0	0	0
9/23	SD-W	1	1	9	8	1	0.0	0.0	0	0	-	0	0	0	0	0	0
9/30	at Min-W	1	1	5	5	0	0.0	0.0	0	0	-	0	2	0	0	0	0
10/7	Chi-L	1	1	6	5	1	0.0	0.0	0	0	-	0	0	0	0	0	0
10/14	Was-W	1	1	5	4	1	0.0	0.0	1	0	0	0	1	0	1	57	
10/29	at Den-W	1	1	3	3	0	0.0	0.0	0	0	-	0	1	0	0	0	0
11/4	at KC-W	1	1	4	3	1	0.0	0.0	1	46	46t	1	1	0	0	0	0
11/11	Min-W	1	1	4	3	1	0.0	0.0	1	2	2	0	1	0	0	0	0
11/18	Car-W	1	1	5	4	1	0.0	0.0	1	0	0	0	2	0	0	0	0
11/22	at Det-W	1	1	2	1	1	0.0	0.0	0	0	-	0	0	0	0	0	0
11/29	at Dal-L			(INACTIVE - TOE)													
12/9	Oak-W	1	1	4	3	1	0.0	0.0	0	0	-	0	0	0	0	0	0
12/16	at StL-W	1	1	5	5	0	0.0	0.0	0	0	-	0	1	0	0	0	0
12/23	at Chi-L	1	1	6	5	1	0.0	0.0	0	0	-	0	0	0	0	0	0
12/30	Det-W			(INACTIVE)													
Totals		14	14	64	54	10	0.0	0.0	4	48	46t	1	10	0	1	57	
POSTSEASON																	
1/12/08	Sea-W	1	0	2	2	0	0.0	0.0	0	0	-	0	2	0	0	0	0
1/20/08	NYG-L	1	1	4	4	0	0.0	0.0	0	0	-	0	1	0	0	0	0
Totals		2	1	6	6	0	0.0	0.0	0	0	-	0	3	0	0	0	

2006, GREEN BAY

Date	Opp.	GP	GS	TACKLES					Yds	INTERCEPTIONS					FUMBLES		
				Tot.	Solo	Asst.	Sacks			No.	Yds	Lg	TD	PD	FF	FR	Yds
9/10	Chi-L	1	1	5	3	2	0.0	0.0	0	0	-	0	0	0	0	0	0
9/17	NO-L	1	1	8	7	1	0.0	0.0	0	0	-	0	1	1	0	0	0
9/24	at Det-W	1	1	2	2	0	0.0	0.0	0	0	-	0	2	0	0	0	0
10/2	at Phi-L	1	1	3	3	0	0.0	0.0	0	0	-	0	2	1	0	0	0
10/8	StL-L	1	1	7	6	1	0.0	0.0	0	0	-	0	1	0	0	0	0
10/22	at Mia-W	1	1	6	5	1	1.0	9.0	1	23	23t	1	4	1	0	0	0
10/29	Ari-W	1	1	1	1	0	0.0	0.0	1	0	0	0	1	0	0	0	0
11/5	at Buf-L	1	1	4	4	0	0.0	0.0	0	0	-	0	0	0	0	0	0
11/12	at Min-W	1	1	5	3	2	0.0	0.0	0	0	-	0	1	0	0	0	0
11/19	NE-L	1	1	4	4	0	0.0	0.0	0	0	-	0	0	0	0	0	0
11/27	at Sea-L	1	1	4	3	1	0.0	0.0	2	3	3	0	3	0	0	0	0
12/3	NYJ-L	1	1	3	3	0	0.0	0.0	1	0	0	0	3	0	0	0	0
12/10	at SF-W	1	1	2	0	2	0.0	0.0	0	0	-	0	2	0	1	0	0
12/17	Det-W	1	1	5	4	1	0.0	0.0	1	18	18	0	2	0	0	0	0
12/21	Min-W	1	1	1	0	1	0.0	0.0	1	14	14	0	2	0	0	0	0
12/31	at Chi-W	1	1	3	3	0	0.0	0.0	1	3	3	0	2	0	0	0	0
Totals		16	16	63	51	12	1.0	9.0	8	61	23t	1	26	3	1	0	

CHARLES WOODSON GAME-BY-GAME

2005, OAKLAND

Date	Opp.	TACKLES								INTERCEPTIONS					FUMBLES		
		GP	GS	Tot.	Solo	Asst.	Sacks	Yds	No.	Yds	Lg	TD	PD	FF	FR	Yds	
9/8	at NE-L	1	1	4	3	1	0	0.0	0	0	-	0	0	0	0	0	
9/18	KC-L	1	1	6	6	0	0.0	0.0	0	0	-	0	2	1	0	0	
9/25	at Phi-L	1	1	8	8	0	0.0	0.0	0	0	-	0	1	0	0	0	
10/2	Dal-W	1	1	5	4	1	0.0	0.0	1	0	0	0	1	0	0	0	
10/16	SD-L	1	1	5	3	2	0.0	0.0	0	0	-	0	0	0	0	0	
10/23	Buf-W	1	1	3	3	0	0.0	0.0	0	0	-	0	0	0	0	0	
10/30	at Ten-W						(INACTIVE - LEG)										
11/6	at KC-L						(INACTIVE - LEG)										
11/13	Den-L						(INACTIVE - LEG)										
11/20	at Was-W						(INACTIVE - LEG)										
11/27	Mia-L						(INACTIVE - LEG)										
12/4	at SD-L						(INACTIVE - LEG)										
12/11	at NYJ-L						(INACTIVE - LEG)										
12/18	Cle-L						(INACTIVE - LEG)										
12/24	at Den-L						(INACTIVE - LEG)										
12/31	NYG-L						(RESERVE/INJURED LIST - LEG)										
Totals		6	6	31	27	4	0.0	0.0	1	0	0	0	4	1	0	0	

2004, OAKLAND

Date	Opp.	TACKLES							INTERCEPTIONS					FUMBLES		
		GP	GS	Tot.	Solo	Asst.	Sacks	Yds	No.	Yds	Lg	TD	PD	FF	FR	Yds
9/12	at Pit-L	1	1	6	5	1	0	0.0	0	0	-	0	1	0	0	0
9/19	Buf-W	1	1	4	3	1	1.0	8.0	0	0	-	0	0	0	0	0
9/26	TB-W	1	1	5	5	0	1.0	9.0	0	0	-	0	0	1	0	0
10/3	at Hou-L	1	1	10	8	2	0.0	0.0	0	0	-	0	4	0	0	0
10/10	at Ind-L	1	1	6	4	2	0.0	0.0	0	0	-	0	0	0	0	0
10/17	Den-L	1	1	5	3	2	0.0	0.0	0	0	-	0	1	0	0	0
10/24	NO-L	1	1	3	2	1	0.0	0.0	0	0	-	0	1	0	0	0
10/31	at SD-L	1	1	6	4	2	0.0	0.0	0	0	-	0	0	1	0	0
11/7	at Car-W	1	0	0	0	0	0.0	0.0	0	0	-	0	0	0	0	0
11/21	SD-L	1	1	10	8	2	0.0	0.0	0	0	-	0	1	0	0	0
11/28	at Den-W	1	1	4	4	0	0.0	0.0	0	0	-	0	0	0	1	0
12/5	KC-L	1	1	13	12	1	0.0	0.0	1	25	25	0	1	0	0	0
12/12	at Atl-L	1	1	2	1	1	0.5	5.0	0	0	-	0	0	0	0	0
12/19	Ten-W	(INACTIVE - KNEE)														
12/25	at KC-L	(INACTIVE - KNEE)														
1/2/05	Jac-L	(INACTIVE - KNEE)														
Totals		13	12	74	59	15	2.5	22.0	1	25	25	0	9	2	1	0

2003, OAKLAND

Date	Opp.	TACKLES								INTERCEPTIONS					FUMBLES		
		GP	GS	Tot.	Solo	Asst.	Sacks	Yds	No.	Yds	Lg	TD	PD	FF	FR	Yds	
9/7	at Ten-L	1	1	4	3	1	0.0	0.0	0	0	-	0	1	0	0	0	
9/14	Cin-W	1	1	7	6	1	0.0	0.0	1	0	0	0	2	0	0	0	
9/22	at Den-L	1	1	1	1	0	0.0	0.0	0	0	-	0	0	0	0	0	
9/28	SD-W	1	1	5	4	1	0.0	0.0	0	0	-	0	0	0	0	0	
10/5	at Chi-L	1	1	2	1	1	0.0	0.0	2	67	51	0	2	0	1	3	
10/12	at Cle-L	1	1	4	4	0	0.0	0.0	0	0	-	0	1	1	0	0	
10/20	KC-L	1	1	2	1	1	0.0	0.0	0	0	-	0	0	0	0	0	
11/2	at Det-L	1	1	2	2	0	0.0	0.0	0	0	-	0	0	0	0	0	
11/9	NYJ-L	1	1	8	5	3	0.0	0.0	0	0	-	0	1	0	0	0	
11/16	Min-W	1	1	7	7	0	0.0	0.0	0	0	-	0	1	0	0	0	
11/23	at KC-L	1	1	4	4	0	0.0	0.0	0	0	-	0	0	0	0	0	
11/30	Den-L	1	1	8	6	2	1.0	7.0	0	0	-	0	0	0	0	0	
12/7	at Pit-L	1	1	7	5	2	0.0	0.0	0	0	-	0	0	0	0	0	
12/14	Bal-W	1	1	5	4	1	0.0	0.0	0	0	-	0	0	0	0	0	
12/22	GB-L	1	1	4	3	1	0.0	0.0	0	0	-	0	0	0	0	0	
12/28	at SD-L	(INACTIVE)															
Totals		15	15	70	56	14	1.0	7.0	3	67	51	0	8	1	1	3	

CHARLES WOODSON GAME-BY-GAME

2002, OAKLAND

Date	Opp.	TACKLES								INTERCEPTIONS				FUMBLES		
		GP	GS	Tot.	Solo	Asst.	Sacks	Yds	No.	Yds	Lg	TD	PD	FF	FR	Yds
9/8	Sea-W	1	1	8	8	0	0.0	0.0	0	0	-	0	0	2	0	0
9/15	at Pit-W	1	1	3	3	0	0.0	0.0	1	3	3	0	2	1	0	0
9/29	Ten-W															
10/6	at Buf-W															
10/13	at StL-L															
10/20	SD-L															
10/27	at KC-L															
11/3	SF-L	1	1	8	8	0	0.0	0.0	0	0	-	0	0	0	1	0
11/11	at Den-W	1	1	9	8	1	0.0	0.0	0	0	-	0	0	0	0	0
11/17	NE-W	1	1	4	4	0	0.0	0.0	0	0	-	0	0	1	0	0
11/24	at Ari-W	1	1	4	3	1	0.0	0.0	0	0	-	0	1	0	0	0
12/2	NYJ-W	1	1	1	1	0	0.0	0.0	0	0	-	0	1	0	0	0
12/8	at SD-W															
12/15	at Mia-L															
12/22	Den-W	1	0	0	0	0	0.0	0.0	0	0	-	0	0	0	0	0
12/28	KC-W															
Totals		8	7	37	35	2	0.0	0.0	1	3	3	0	4	4	1	0
POSTSEASON																
1/12/03	NYJ-W	1	1	6	5	1	0.0	0.0	0	0	-	0	3	0	0	0
1/19/03	Ten-W	1	1	8	5	3	0.0	0.0	0	0	-	0	0	0	0	0
1/26/03	TB-L	1	1	8	8	0	0.0	0.0	1	12	12	0	1	0	0	0
Totals		3	3	22	18	4	0.0	0.0	1	12	12	0	4	0	0	0

2001, OAKLAND

Date	Opp.	TACKLES								INTERCEPTIONS				FUMBLES		
		GP	GS	Tot.	Solo	Asst.	Sacks	Yds	No.	Yds	Lg	TD	PD	FF	FR	Yds
9/9	at KC-W	1	1	2	2	0	0.0	0.0	1	34	34	0	2	0	0	0
9/23	at Mia-L	1	1	3	0	3	0.0	0.0	0	0	-	0	1	0	0	0
9/30	Sea-W	1	1	8	6	2	2.0	15.0	0	0	-	0	1	0	0	0
10/7	Dal-W	1	1	3	1	2	0.0	0.0	0	0	-	0	1	0	0	0
10/14	at Ind-W	1	1	4	3	1	0.0	0.0	0	0	-	0	0	0	0	0
10/28	at Phi-W	1	1	3	3	0	0.0	0.0	0	0	-	0	1	0	0	0
11/5	Den-W	1	1	2	1	1	0.0	0.0	0	0	-	0	1	0	0	0
11/11	at Sea-L	1	1	2	2	0	0.0	0.0	0	0	-	0	0	0	0	0
11/18	SD-W	1	1	2	2	0	0.0	0.0	0	0	-	0	1	0	0	0
11/25	at NYG-W	1	1	6	6	0	0.0	0.0	0	0	-	0	0	1	0	0
12/2	Ari-L	1	1	4	4	0	0.0	0.0	0	0	-	0	0	0	0	0
12/9	KC-W	1	1	0	0	0	0.0	0.0	0	0	-	0	2	0	0	0
12/15	at SD-W	1	1	5	4	1	0.0	0.0	0	30	30	0	1	0	0	0
12/22	Ten-L	1	1	3	2	1	0.0	0.0	0	0	-	0	0	0	0	0
12/30	at Den-L	1	0	4	3	1	0.0	0.0	0	0	-	0	0	0	0	0
1/6/02	NYJ-L	1	1	2	1	1	0.0	0.0	0	0	-	0	0	0	0	0
Totals		16	15	53	40	13	2.0	15.0	1	64	34	0	11	1	0	0
POSTSEASON																
1/12/03	NYJ-W	1	1	7	6	1	0.0	0.0	0	0	-	0	2	0	0	0
1/19/03	at NE-L	1	1	5	2	3	0.0	0.0	0	0	-	0	1	0	0	0
Totals		2	2	12	8	4	0.0	0.0	0	0	-	0	3	0	0	0

CHARLES WOODSON GAME-BY-GAME

2000, OAKLAND

Date	Opp.	GP	GS	Tot.	TACKLES				Yds	No.	INTERCEPTIONS					FUMBLES		
					Solo	Asst.	Sacks				Yds	Lg	TD	PD		FF	FR	Yds
9/3	SD-W	1	1	3	2	1	0.0	0.0	0	1	13	13	0	1		0	0	0
9/10	at Ind-W	1	1	8	7	1	0.0	0.0	0	0	0	-	0	0		0	0	0
9/17	Den-L	1	1	6	5	1	0.0	0.0	0	0	0	-	0	0		0	0	0
9/24	Cle-W	1	1	6	6	0	0.0	0.0	0	0	0	-	0	0		0	0	0
10/8	at SF-W	1	1	10	7	3	0.0	0.0	0	0	0	-	0	0		0	0	0
10/15	at KC-W	1	1	5	4	1	0.0	0.0	0	0	0	-	0	1		0	1	0
10/22	Sea-W	1	1	3	3	0	0.0	0.0	0	0	0	-	0	0		0	0	0
10/29	at SD-W	1	1	5	4	1	0.0	0.0	0	0	0	-	0	0		0	0	0
11/5	KC-W	1	1	5	4	1	0.0	0.0	1	23	23	0	0	2		0	0	0
11/13	at Den-L	1	1	1	1	0	0.0	0.0	0	0	0	-	0	1		0	0	0
11/19	at NO-W	1	1	6	6	0	0.0	0.0	1	0	0	-	0	3		0	0	0
11/26	Atl-W	1	1	2	2	0	0.0	0.0	0	0	0	-	0	0		2	0	0
12/3	at Pit-L	1	1	8	7	1	0.0	0.0	0	0	0	-	0	1		0	0	0
12/10	NYJ-W	1	1	3	2	1	0.0	0.0	0	0	0	-	0	2		0	0	0
12/16	at Sea-L	1	1	5	4	1	0.0	0.0	1	0	0	-	0	1		1	0	0
12/24	Car-W	1	1	3	2	1	0.0	0.0	0	0	0	-	0	1		0	0	0
Totals		16	16	79	66	13	0.0	0.0	4	36	23	0	13	3	1	0	0	0
POSTSEASON																		
1/6/01	Mia-W	1	1	3	2	1	0.0	0.0	0	0	0	-	0	1		0	1	0
1/14/01	Bal-L	1	1	2	2	0	0.0	0.0	0	0	0	-	0	1		0	0	0
Totals		2	2	5	4	1	0.0	0.0	0	0	0	-	0	2	0	1	0	0

1999, OAKLAND

Date	Opp.	GP	GS	Tot.	TACKLES				Yds	No.	INTERCEPTIONS					FUMBLES		
					Solo	Asst.	Sacks				Yds	Lg	TD	PD		FF	FR	Yds
9/12	at GB-L	1	1	6	4	2	0.0	0.0	0	0	0	-	0	0		0	0	0
9/19	at Min-W	1	1	4	3	1	0.0	0.0	0	0	0	-	0	0		0	0	0
9/26	Chi-W	1	1	4	3	1	0.0	0.0	0	0	0	-	0	0		0	0	0
10/3	at Sea-L	1	1	3	3	0	0.0	0.0	0	0	0	-	0	2		0	0	0
10/10	Den-L	1	1	4	4	0	0.0	0.0	0	0	0	-	0	0		0	0	0
10/17	at Buf-W	1	1	2	1	1	0.0	0.0	0	0	0	-	0	3		0	0	0
10/24	NYJ-W	1	1	6	4	2	0.0	0.0	0	0	0	-	0	0		0	0	0
10/31	Mia-L	1	1	6	5	1	0.0	0.0	0	0	0	-	0	4		0	0	0
11/14	SD-W	1	1	4	4	0	0.0	0.0	0	0	0	-	0	1		0	0	0
11/22	at Den-L	1	1	3	3	0	0.0	0.0	0	0	0	-	0	0		0	0	0
11/28	KC-L	1	1	5	4	1	0.0	0.0	1	15	15t	1	1	1		0	0	0
12/5	Sea-W	1	1	0	0	0	0.0	0.0	0	0	0	-	0	0		0	0	0
12/9	at Ten-L	1	1	2	2	0	0.0	0.0	0	0	0	-	0	0		0	0	0
12/19	TB-W	1	1	1	1	0	0.0	0.0	0	0	0	-	0	2		0	1	24
12/26	at SD-L	1	1	6	6	0	0.0	0.0	0	0	0	-	0	1		0	0	0
1/2/00	at KC-W	1	1	5	5	0	0.0	0.0	0	0	0	-	0	1		0	0	0
Totals		16	16	61	52	9	0.0	0.0	1	15	15t	1	15	0	1	24	0	0

1998, OAKLAND

Date	Opp.	GP	GS	Tot.	TACKLES				Yds	No.	INTERCEPTIONS					FUMBLES		
					Solo	Asst.	Sacks				Yds	Lg	TD	PD		FF	FR	Yds
9/6	at KC-L	1	1	7	7	0	0.0	0.0	0	0	0	-	0	0		1	0	0
9/13	NYG-W	1	1	5	5	0	0.0	0.0	0	0	0	-	0	1		0	0	0
9/20	Den-L	1	1	4	4	0	0.0	0.0	0	0	0	-	0	1		0	0	0
9/27	at Dal-W	1	1	6	6	0	0.0	0.0	1	24	24	0	0	1		0	0	0
10/4	at Ari-W	1	1	2	2	0	0.0	0.0	1	46	46t	1	1	1		0	0	0
10/11	SD-W	1	1	4	3	1	0.0	0.0	0	0	0	-	0	0		0	0	0
10/25	Cin-W	1	1	4	4	0	0.0	0.0	0	0	0	-	0	1		0	0	0
11/1	at Sea-W	1	1	6	6	0	0.0	0.0	0	0	0	-	0	2		1	0	0
11/8	at Bal-L	1	1	2	2	0	0.0	0.0	0	0	0	-	0	2		0	0	0
11/15	Sea-W	1	1	4	4	0	0.0	0.0	1	5	5	0	0	2		0	0	0
11/22	at Den-L	1	1	2	1	1	0.0	0.0	0	0	0	-	0	0		0	0	0
11/29	Was-L	1	1	2	2	0	0.0	0.0	0	0	0	-	0	1		0	0	0
12/6	Mia-L	1	1	5	5	0	0.0	0.0	0	0	0	-	0	1		0	0	0
12/13	at Buf-L	1	1	6	5	1	0.0	0.0	0	0	0	-	0	1		0	0	0
12/20	at SD-W	1	1	3	3	0	0.0	0.0	1	30	30	0	0	5		0	0	0
12/26	KC-L	1	1	2	2	0	0.0	0.0	1	13	13	0	0	3		0	0	0
Totals		16	16	64	61	3	0.0	0.0	5	118	46t	1	22	2	0	0	0	0



Steven CLARK

2


PUNTER | 6-6 | 230 | AUBURN
ACQUIRED: FA-'15 | NFL EXP.: 1 | RAIDERS EXP.: 1
HOMETOWN: KANSAS CITY, MO.
BORN: 07/20/91

TRANSACTIONS: Signed by Denver Broncos as an undrafted free agent, May 10, 2014...Waived by Broncos, May 19, 2014...Signed by Oakland Raiders as a free agent, March 13, 2015.

2014: Spent a portion of the offseason program with the Broncos after signing with the team as an undrafted free agent.

COLLEGE: Played four years at Auburn, seeing action in 44 games...Served as the team's primary punter for his final three seasons...Career totals include 207 punts for 8,423 yards (40.7 avg.)...Three-time semifinalist (2011-13) and one-time finalist (2011) for the Ray Guy Award, given annually to the nation's most outstanding punter...Finished career third in school history for punts and fourth in punting yards...Named to the coaches' All-SEC First Team as a sophomore...Played in 14 games as a senior, helping the Tigers to an appearance in the BCS National Championship Game...Punted 56 times for 2,385 yards and a career-best 42.6 average...Ray Guy Award semifinalist for the third straight season...Associated Press All-SEC honorable mention...Had only five punts returned on the season in 56 attempts...Played in 12 games as a junior...Posted 2,783 punting yards on 70 punts (39.8 avg.)...Named a Ray Guy Award semifinalist...Pinned 15 punts inside the opponent's 20-yard line...Totaled six punts of at least 50 yards...Appeared in 13 games as a sophomore, his first year as the team's full-time punter...Totaled 72 punts for 2,941 yards (both career highs) and a 40.8 average...Pinned 33 punts inside the opponent's 20-yard line...Added 13 punts of 50 yards or longer...Named a Ray Guy Award finalist, the first in Auburn's history...Named to the coaches' All-SEC First Team...Pro Football Weekly first-team All-American...Became just the third punter in school history to earn All-American honors...Sports Illustrated All-American honorable mention...Phil Steele All-SEC Second Team...Two-time SEC Special Teams Player of the Week...Appeared in five games as a freshman...Punted nine times for 314 yards (34.9 avg.)...Majored in exercise science.

PERSONAL: Attended Park Hill High School in Kansas City, Mo. ...In addition to his punting duties, played tight end, defensive end and handled placekicking duties...No. 20-ranked kicker by Rivals.com...2009 Class 5 first-team All-State selection at punter by the Missouri Football Coaches Association...Averaged nearly 40 yards per punt as a junior.



Dan KISTLER

65

TACKLE | 6-7 | 315 | MONTANA
ACQUIRED: FA-'14 | NFL EXP.: 1 | RAIDERS EXP.: 1
HOMETOWN: SEATTLE, WASH.
BORN: 03/30/91

TRANSACTIONS: Signed by Oakland Raiders as an undrafted free agent, May 16, 2014...Waived by Raiders, Aug. 30, 2014...Signed by Raiders to practice squad, Sept. 1, 2014...Signed by Raiders as a reserve/future free agent, Dec. 30, 2014.

2014: Joined the Raiders as an undrafted free agent on May 16...Waived by the Raiders at the end of the preseason...Added to the practice squad on Sept. 1, where he spent the remainder of the season before signing as a reserve/future free agent after the final game.

COLLEGE: Played four years at Montana, appearing in 47 career games with 42 starts at both tackle and guard...Made 27 consecutive starts at tackle as a junior and senior...Two-time All-Big Sky Conference selection...Also a two-time Academic All-Big Sky Conference honoree...Served as team's offensive co-captain as a senior...Named first-team All-American by the Associated Press and Walter Camp Foundation...Named third-team All-American by the Sports Network...Selected to play in the 89th annual East-West Shrine Game, becoming the 11th player in Montana program history to be chosen for the all-star contest...Named first-team All-Big Sky Conference for the second straight season...Also earned Paul Weskamp Award as Montana's outstanding offensive lineman for the second consecutive season...Started all 11 games at right tackle as a junior...A first-team All-Big Sky Conference selection...Co-recipient of the Paul Weskamp Award as Montana's outstanding offensive lineman...Started all 14 games at right guard as a sophomore...Received All-Big Sky Conference second-team honors...Played in nine games with two starts as a true freshman.

PERSONAL: Attended O'Dea High School in Seattle, Wash. ...Lettered three years in football...Missed most of senior year due to injury...An all-league selection...Preseason all-state choice as a senior...Voted team's Most Improved Player as a junior, helping his team post a 13-1 record and earn a berth in the state championship game...Earned all-league honors...Also lettered two years in track and field...Worked with the City of Oakland Parks and Recreation department, volunteering his time at a youth football clinic in 2014.



Horace MILLER

46

LINEBACKER | 6-1 | 240 | UTEP
ACQUIRED: FA-'15 | NFL EXP.: 1 | RAIDERS EXP.: 1
HOMETOWN: BALTIMORE, MD.
BORN: 08/28/90

TRANSACTIONS: Signed by Seattle Seahawks as an undrafted free agent, May 27, 2014...Waived/injured by Seahawks, Sept. 1, 2014...Signed by Carolina Panthers to practice squad, Oct. 1, 2014...Signed by Panthers to active roster, Dec. 2, 2014...Waived by Panthers, Dec. 13, 2014...Re-signed by Panthers to practice squad, Dec. 16, 2014...Signed by Panthers as a reserve/future free agent, Jan. 13, 2015...Waived by Panthers, April 1, 2015...Signed by Oakland Raiders as a free agent, May 27, 2015.

2014 (with Car.): Inactive for one game with Carolina in between two stints on the practice squad...Initially joined the practice squad on Oct. 1, where he spent eight games until being promoted to the active roster on Dec. 2...Inactive for the contest at New Orleans, Dec. 7...Waived on Dec. 13, before spending the final two games and the postseason on the practice squad...Originally signed by Seattle on May 27, after participating in the team's rookie mini-camp on a tryout basis...Suffered a knee injury during a preseason contest against San Diego, Aug. 15...Placed on the reserve/injured list on Aug. 27, prior to being waived/injured on Sept. 1.

COLLEGE: Played three years at UTEP following one season at Louisville...Played in 36 games with 30 starts in three seasons for the Miners...Totalled 120 tackles, 17 tackles for loss, 12 sacks, 13 quarterback pressures, one forced fumble and three passes defended...Lined up at defensive end as a sophomore and junior before moving to linebacker as a senior...Started 12 games as a senior, recording 53 tackles, 1.5 stops for loss, one sack and one pass defended...Earned 2012 All-Conference USA honorable mention...Started 12 games and led the team with six sacks and 7.5 tackles for loss...Tied for the team lead with six quarterback pressures...Posted 31 tackles on the season...As a sophomore, played in 12 games with six starts...Ranked first on the team with five sacks, eight tackles for loss and seven quarterback pressures...Notched 36 tackles, one forced fumble and two passes defended...Redshirted the 2010 season after transferring from Louisville...Played in 11 games, starting one, as a true freshman for the Cardinals and compiled five tackles...Majoring in multidisciplinary studies at UTEP.

PERSONAL: Attended Dunbar High School in Baltimore, Md. ...Aided Dunbar in winning 24 consecutive games and the school's third straight state title...One of seven players from his high school squad to sign with a Division I program...Split time between defensive end and linebacker...Named first-team all-state at defensive end...Also chosen as Metro Defensive Player of the Year...Racked up a state-record 29 sacks after tallying 17 as a junior in guiding the Poets to the 1A state crown...Team posted an unblemished 14-0 mark, a school standard...Earned All-Metro honors after posting 133 tackles as a senior...Forced six fumbles and recovered three...As a junior, recorded 90 stops and 25 tackles for loss...Earned All-Metro accolades...First name is pronounced ho-RACE.



Seth ROBERTS

10

WIDE RECEIVER | 6-2 | 195 | WEST ALABAMA
ACQUIRED: FA-'14 | NFL EXP.: 1 | RAIDERS EXP.: 1
HOMETOWN: MOULTRIE, GA.
BORN: 02/22/91

TRANSACTIONS: Signed by Oakland Raiders as an undrafted free agent, May 16, 2014...Waived by Raiders, Aug. 30, 2014...Signed by Raiders to practice squad, Sept. 1, 2014...Signed by Raiders as a reserve/future free agent, Dec. 30, 2014.

2014: Joined the Raiders as an undrafted free agent on May 16...Waived by the Raiders at the end of the preseason before being added to the practice squad, where he remained the remainder of the season...Signed by Raiders as a reserve/future free agent after the conclusion of the regular season.

COLLEGE: Played two years at West Alabama after transferring from Pearl River Community College in Hattiesburg, Miss. ...In two seasons, totaled 52 receptions for 1,169 yards and 13 TDs...As a senior, recorded 40 catches for 857 yards and a team-leading 12 TDs...Scoring total tied for second in the Gulf South Conference...Averaged 21.4 yards per catch...Recorded three 100-yard receiving games...Posted six catches for 113 yards and two TDs vs. Florida Tech...Hauled in a season-long 79-yard pass against Delta State...Set career highs with seven receptions for 140 yards and one TD vs. Shorter...Posted five catches for 111 yards and two TDs in season finale against Central State...Recorded 22 receptions for 312 yards and one TD as a junior...Averaged 14.2 yards per catch...Caught three passes for 23 yards against Shorter...Had three catches for 35 yards against Clark Atlanta...In two seasons at Pearl River Community College, hauled in 100 passes for 1,129 yards and 11 TDs...As a sophomore, played in nine games and totaled 56 catches for 557 yards and five TDs...As a freshman, recorded 44 receptions for 733 yards and six TDs.

PERSONAL: Attended McClay High School in Tallahassee, Fla. ...Named team captain as both a junior and senior...Also played basketball...Participated in a holiday tree decorating event with the Raiders Women's Association in 2014.



Giorgio TAVECCHIO

6


KICKER | 5-10 | 180 | CALIFORNIA
ACQUIRED: FA-'15 | NFL EXP.: 1 | RAIDERS EXP.: 1
HOMETOWN: MILAN, ITALY
BORN: 07/16/90

TRANSACTIONS: Signed by San Francisco 49ers as an undrafted free agent, May 4, 2012...Waived by 49ers, Aug. 27, 2012...Signed by Green Bay Packers as a free agent, March 26, 2013...Waived by Packers, Aug. 26, 2013...Signed by Detroit Lions as a reserve/future free agent, Dec. 31, 2013...Waived by Lions, Aug. 25, 2014...Claimed via waivers by Oakland Raiders, Aug. 26, 2014...Waived by Raiders, Aug. 30, 2014...Signed by Raiders as a free agent, Feb. 24, 2015.

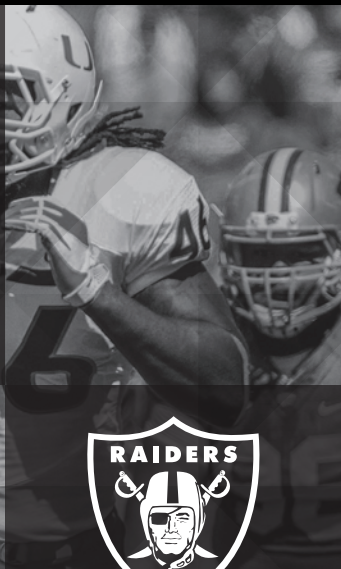
CAREER: Spent time in training camp with the San Francisco 49ers (2012), Green Bay Packers (2013) and Detroit Lions (2014) before joining the Raiders late in the 2014 preseason...Appeared in the preseason finale for Oakland last year.

COLLEGE: Played in 46 games at Cal and finished his career with 256 points, ranking fifth on the school's all-time scoring list and fourth among kickers...Connected on 48-of-64 FG attempts (75.0 percent) and made 112-of-120 PATs (93.3 percent), ranking third in both all-time FGs made and PATs...Played in all 13 games as a senior and totaled 96 points, connecting on 20-of-23 FG attempts (87.0 percent) with a long of 54, becoming the first Cal player to pace the Pac-12 in FG percentage...His FG percentage was also a single-season school record...Also made 36-of-42 PATs (85.7 percent)...Earned second-team Pac-12 All-Academic honors for the third time and the Capital One All-Schlessinger Coaches Award for outstanding athletic ability, academic success and community service...Played in all 12 games as a junior, scoring 70 points, and making 11-of-16 FG attempts (68.8 percent) with a long of 53...Connected on 37-of-39 PATs (94.9 percent)...Earned second-team Pac-10 All-Academic honors...Played in 11 games as a sophomore, scoring 38 points and connecting on 8-of-12 FG attempts (67.0 percent) with a long of 51...Connected on all 14 PATs...Earned second-team Pac-10 All-Academic honors...As a freshman, played in 10 games, scoring 52 points and connecting on 9-of-13 FG attempts (69.2 percent) and making 25-of-25 PATs...Majored in political economy.

PERSONAL: Attended Campolindo High School in Moraga, Calif. ...Scored 50 points as a senior, making six FGs and 32 PATs...Was named second-team All-Diablo Foothill Athletic League...Earned first-team All-Diablo Athletic League honors as a senior midfielder on the soccer team and helped Campolindo win the North Coast Section 2A title.



DRAFT PICKS AND UNDRAFTED FREE AGENTS



OAKLAND

RAIDERS





Neiron BALL

58

LINEBACKER | 6-3 | 235 | FLORIDA
ACQUIRED: D5b-'15 | NFL EXP.: R | RAIDERS EXP.: R
HOMETOWN: JACKSON, GA.
BORN: 08/20/92

TRANSACTIONS: Selected by Oakland Raiders in the fifth round (161st overall) of the 2015 NFL Draft, May 2, 2015.

COLLEGE: Played four seasons at Florida, starting 16-of-45 games as a linebacker...Career totals include 94 tackles (37 solo), 5.5 tackles for loss, three sacks, one INT, four passes defended, two fumble recoveries and one forced fumble...As a senior, appeared in nine games, starting seven, before suffering a season-ending injury...Opened the season with a pair of sacks and a forced fumble against Eastern Michigan...Had a career-high nine tackles against South Carolina...Played in all 12 games and made seven starts at linebacker as a junior...Totalled 25 tackles, more than doubling his previous career total (10) entering the season...Recorded first career sack against Heisman Trophy winner QB Jameis Winston against Florida State...Earned the team's Chris Patrick Courage Award...In 2012, returned to full strength on the field after being sidelined for the entire 2011 season...Saw action in 11 games, starting two...Had 10 tackles (five) and recorded one INT...Added two fumble recoveries...Named a finalist for the 2012 Uplifting Athletes Rare Disease Champion Award...Forced to sit out entire sophomore season in 2011 after suffering an arteriovenous malformation (AVM) condition in the spring...As a freshman in 2010, contributed on kickoff and kickoff return units in all 13 games...Notched 10 tackles (three) on the season.

AT A GLANCE

- Four-year player at Florida, appearing in 45 games with 16 starts at linebacker.
- Forced to sit out the entire 2011 season after suffering an arteriovenous malformation (AVM) condition, which sidelined him in the spring.
- After returning in 2012, named finalist for the Uplifting Athletes Rare Disease Champion Award.
- Named first-team all-state defensive line in Georgia class AAA by the Atlanta Journal-Constitution coming out of high school.




...Named a finalist for the 2012 Uplifting Athletes Rare Disease Champion Award...Forced to sit out entire sophomore season in 2011 after suffering an arteriovenous malformation (AVM) condition in the spring...As a freshman in 2010, contributed on kickoff and kickoff return units in all 13 games...Notched 10 tackles (three) on the season.

PERSONAL: Attended Jackson (Ga.) High School... Rated a four-star prospect by Scout.com and Rivals.com...Also named the No. 16 outside linebacker in the country by Scout.com and the No. 19 weak-side defensive end by Rivals.com...Named first-team all-state defensive line in Georgia class AAA for 2009 by the Atlanta Journal-Constitution...Recorded 104 tackles, 35 tackles for loss, 19 sacks and seven forced fumbles as a junior... First name is pronounced nurr-ON.

NEIRON BALL'S COLLEGIATE CAREER STATS

Year	School	GP	GS	TACKLES				Sacks	Yds	INTERCEPTIONS				FUMBLES	
				Tot.	Solo	Asst.				No.	Yds	TD	PD	FF	FR
2010	Florida	13	0	10	3	7		0.0	0.0	0	0	0	0	0	0
2012	Florida	11	2	10	5	5		0.0	0.0	1	5	0	1	2	0
2013	Florida	12	7	25	13	12		1.0	7.0	0	0	0	1	0	0
2014	Florida	9	7	49	16	33		2.0	13.0	0	0	0	2	0	1
Collegiate Totals		45	16	94	37	57		3.0	20.0	1	5	0	4	2	1



Amari COOPER

89

WIDE RECEIVER | 6-1 | 210 | ALABAMA
ACQUIRED: D1-'15 | NFL EXP.: R | RAIDERS EXP.: R
HOMETOWN: MIAMI, FLA.
BORN: 06/17/94

TRANSACTIONS: Selected by Oakland Raiders in the first round (fourth overall) of the 2015 NFL Draft, April 30, 2015.

COLLEGE: Played three years at Alabama, appearing in 40 games and making 30 starts...Finished his career as the Crimson Tide's most productive wide receiver in their illustrious history...Set school records with 228 receptions, 3,463 receiving yards and 31 receiving TDs...Averaged 15.2 yards per catch...Ranks near the top of the SEC's receiving record books in every major category, finishing third all-time in receptions, second all-time in receiving yards and tied for first in receiving TDs...Became just the second player in Alabama history to record two 1,000-yard receiving seasons (2012 and 2014)...Finished with 14 career 100-yard receiving games, a school record...Started all 14 games as a junior in 2014, producing one of the most prolific seasons in college football history...Finished with 124 receptions for 1,727 yards (13.9 avg.) and 16 TDs...Led the nation in receiving yards and receptions...His 124 receptions were the fourth most by any player from a Power Five conference in FBS history as well as a school and SEC record...Set Alabama and SEC records with his 1,727 receiving yards...Broke his own school mark (11 in 2012) with 16 receiving TDs...Was third nationally in receiving yards per game (123.4)...Finished second nationally in receptions per game (8.9) and receiving TDs (16)...Recorded seven 100-yard receiving games, a single-season school record...Awarded the Biletnikoff Award, given annually to the nation's most outstanding receiver...Was a finalist for the Heisman Trophy, finishing third in the voting...Named SEC Offensive Player of the Year...A unanimous first-team All-American...Named first-team All-SEC by the Associated Press and league coaches...Finalist for the Walter Camp Player of the Year and a semifinalist for the Maxwell Award...

AT A GLANCE

- Alabama's all-time leader in every major receiving category, including receptions (228), receiving yards (3,463) and receiving TDs (31).
- Finished third in voting for the Heisman Trophy in 2014, when he led the nation with 124 receptions and 1,727 receiving yards to go along with 16 receiving TDs.
- Ranks near the top of the SEC's receiving record books in every major category, finishing third all-time in receptions, second all-time in receiving yards and tied for first in receiving TDs.
- Is one of just two players in Alabama history to record two 1,000-yard receiving seasons (2012 and 2014).



...Equalled school records with 13 receptions and 224 receiving yards to go along with three TDs against Auburn...Played in 12 games with seven starts as a sophomore...Totaled 45 receptions for 736 yards (16.4 avg.) and four TDs after injuries slowed him to start the year...His 45 receptions and 736 receiving yards led the team...Exploded over the second half of the season, posting 36 catches for 636 yards over the final eight games...Was part of the longest play in Alabama history, recording a 99-yard receiving TD against Auburn in the Iron Bowl...Played in 14 games with nine starts as a true freshman, setting school freshman records...Posted 59 receptions for 1,000 yards (16.9 avg.) and 11 TDs...Led the team in all major receiving categories...Broke the then-school record that stood for 62 years with 11 receiving TDs, while breaking freshman records for receptions and receiving yards (Julio Jones in 2008)...Had five 100-yard receiving games...Earned Freshman All-American honors...Selected to the SEC All-Freshman team by league coaches...Set an Alabama freshman record with 162 receiving yards on seven receptions against Tennessee...Posted six receptions for 105 yards and two TDs in Alabama's BCS National Championship Game victory against Notre Dame.

PERSONAL: Attended Miami (Fla.) Northwestern Senior High School...Teammates with Vikings QB Teddy Bridgewater...Caught 33 passes for 722 yards as a senior, earning a first-team Florida High School Sports Association 8A All-State selection...Totaled 16 receptions for 175 yards and four TDs as a junior in 2010...Participated in the Under Armour All-America Game, totaling a 75-yard receiving TD and a 93-yard punt return for a score...Listed as the nation's No. 7 wide receiver by ESPN.

AMARI COOPER'S COLLEGIATE CAREER STATS

Year	School	GP	GS	Rec.	Yds	RECEIVING				Att.	Yds	RUSHING			
						Avg.	Lg	TD				Avg.	Lg	TD	
2012	Alabama	14	9	59	1,000	16.9	54t	11		0	0	-	-	0	
2013	Alabama	12	7	45	736	16.4	99t	4		1	28	28.0	28	0	
2014	Alabama	14	14	124	1,727	13.9	80t	16		5	23	4.6	20	0	
Collegiate Totals		40	30	228	3,463	15.2	99t	31		6	51	8.5	28	0	



Andre DEBOSE

84

WIDE RECEIVER | 6-0 | 190 | FLORIDA
ACQUIRED: D7b-'15 | NFL EXP.: R | RAIDERS EXP.: R
HOMETOWN: SANFORD, FLA.
BORN: 09/12/90

TRANSACTIONS: Selected by Oakland Raiders in the seventh round (221st overall) of the 2015 NFL Draft, May 2, 2015.

COLLEGE: Four-year special teams star and dynamic receiver at Florida...Owns a school record with four career kick return TDs...Also tied with Willie Gault (Tennessee), Felix Jones (Arkansas) and Brandon Boykin (Georgia) for the SEC record with four kick return TDs...As a senior, played in 11 games and served as the primary kickoff and punt returner...Earned the team's Chris Patrick Courage Award after returning from an ACL injury...Named the team's Most Valuable Special Teams player...Had his first career punt return TD against LSU, a 62-yard return for a score...Had a career-long rush of 35 yards in the contest...Sat out all of the 2013 season with a torn ACL suffered during preseason camp...Played in nine games as a junior in 2012, starting two, including the Sugar Bowl against Louisville...Saw time at wide

AT A GLANCE

- Played four years at Florida, appearing in 42 games with eight starts.
- Tallied impressive kickoff return numbers in each of his four years, finishing with 79 returns for 2,111 yards (26.7 avg.) and four TDs.
- Also returned punts for Florida, totaling 34 punt returns for 420 yards (12.4 avg.) with one TD.
- Owns school record with four career kick return TDs at Florida, also tying him for the SEC record with Willie Gault (Tennessee), Felix Jones (Arkansas) and Brandon Boykin (Georgia).



receiver and was the team's primary kickoff and punt returner...Returned 18 kickoffs for 510 yards and one TD...Set the then-school single-season record for kickoff return average (28.3)...Returned a kickoff 100 yards for a TD against Louisville, the longest kickoff return in Sugar Bowl history...In 2011, started four games and saw action in a total of 12 contests...Led the Gators in receiving yards (432) and receiving TDs (four)...Had seven receptions of 20-plus yards...Ranked first in the SEC and No. 3 in the nation (min. 10 receptions) with an average of 27.0 yards per catch...Led team in both kickoff returns (19) and kickoff return yards (495)...Had three returns of 50-plus yards, including a 99-yard TD in the Gator Bowl vs. Ohio State to set the single-season school record with three return TDs...Named the Gator Bowl MVP after totaling 137 all-purpose yards and one TD in the victory...Awarded College Football Performance Awards National Wide Receiver of the Week honors after setting career highs in yards (151) and receiving TDs (two) in the win over Furman...In 2010, named a Freshman All-American by Sporting News and to the 2010 SEC All-Freshman Team by league coaches...Also made Phil Steele's All-SEC First Team...Named nation's top kick returner by the CFPA...Had 10 receptions for 96 yards...Averaged 28.0 yards per kickoff return (21 returns for 587 yards) and two TDs, good for second in the SEC and 15th in the nation...Led the team in all-purpose yards (159) against South Carolina, including returning the opening kickoff 99 yards for a TD...Tied for first in Florida history with 159 kickoff return yards in a game, equaling Tony Lomack (1989)...Scored first career TD against LSU, an 88-yard kickoff return...Became second Gator player since 1996 (Brandon James) to have 154-or-more return yards in a game...In 2009, did not see game action while undergoing a knee biceps femoris graft to address a high school injury.

PERSONAL: Attended Seminole High School in Sanford, Fla. ...Led the team to a Class 6A title over Miami-Northwestern by catching the game-winning TD from Raiders LB Ray-Ray Armstrong in the final seconds...Minnesota Vikings QB Teddy Bridgewater was quarterback for Miami-Northwestern in the game...Accumulated more than 2,000 yards at wide receiver, running back and quarterback...Rushed for 1,332 yards on 117 carries with 12 TDs...As a part-time quarterback, completed 25-of-44 passes for 353 yards and four TDs...Returned 10 punts for 236 yards and 14 kickoffs for 497 yards...Caught 27 passes for 664 yards with six TDs...Ranked No. 30 nationally in the ESPN 150...Played in the ESPN/Under Armour All-Star Game, catching a 90-yard TD pass...Named first-team 2008 EA Sports All-American...Named to the Orlando Sentinel's All-Southern Team...Finished his junior season with 712 yards and 11 rushing TDs...Also a state track champion as a member of the Sanford Seminole track & field team...Posted four personal bests during the 2008 season: 10.68 in the 100-meter dash, 22.21 in the 200-meter dash, a 23-foot, 2.5-inch long jump and a triple jump length of 44 feet and 7.25 inches...Last name is pronounced DEE-bose.

ANDRE DEBOSE'S COLLEGIATE CAREER STATS

Year	School	GP	GS	Rec.	RECEIVING				Att.	RUSHING			
					Yds	Avg.	Lg	TD		Yds	Avg.	Lg	TD
2010	Florida	10	2	10	96	9.6	26	0	1	9	9.0	9	0
2011	Florida	12	4	16	432	27.0	80t	4	1	4	4.0	4	0
2012	Florida	9	2	3	15	5.0	6	0	3	9	3.0	8	0
2014	Florida	11	0	0	0	-	-	0	2	30	15.0	35	0
Collegiate Totals		42	8	29	543	18.7	80t	4	7	52	7.4	35	0

Year	School	Ret.	Yds	Avg.	Lg	TD	PUNT RETURNS			
							Ret.	Yds	Avg.	TD
2010	Florida	21	587	28.0	99t	2	1	4	4.0	0
2011	Florida	19	495	26.1	99t	1	0	0	-	0
2012	Florida	18	510	28.3	100t	1	10	93	9.3	0
2014	Florida	21	519	24.7	43	0	23	323	14.0	1
Collegiate Totals		79	2,111	26.7	43	4	34	420	12.4	1



Mario EDWARDS JR.

97

DEFENSIVE END | 6-3 | 280 | FLORIDA STATE
ACQUIRED: D2-'15 | NFL EXP.: R | RAIDERS EXP.: R
HOMETOWN: GAUTIER, MISS.
BORN: 01/25/94

TRANSACTIONS: Selected by Oakland Raiders in the second round (35th overall) of the 2015 NFL Draft, May 1, 2015.

COLLEGE: Played three years at Florida State...Played in 36 games with 26 starts, primarily at defensive end...Also saw action at defensive tackle, Jack linebacker and fullback in some jumbo goal-line packages...Totalled 89 tackles (52 solo), 23 tackles for loss, eight sacks, seven passes defended, three forced fumbles and two fumble recoveries...Started all 13 games as a junior, totaling 11 tackles for loss on the season...Named All-ACC First Team by the coaches and media...Also earned Sports Illustrated second-team All-American honors in 2014...Two-time ACC Defensive Lineman of the Week...Established career-high marks in tackles (44), passes defended (five) and forced fumbles (two)...Ranked second on the team with three sacks...Registered new career highs with nine tackles against Virginia, including four for losses...Also forced a fumble in the contest to earn his second ACC Defensive Lineman of the Week honor...Finished the year with 23 tackles for loss, ranking just four shy of the top 20 in FSU annals...As a sophomore, started at right end for the nation's third-ranked total defense (281.4 yards per game) and No. 1 scoring defense (12.1 points per game)...Named one of the top defensive linemen in the conference by league coaches as a third-team All-ACC selection...Made 11 starts and appeared in 12 games as a sophomore, totaling 28 tackles (19)...Was the catalyst behind several splash plays in 2013, with two fumble recoveries, one returned for a TD, one forced fumble, 9.5 tackles for loss, 3.5 sacks and one INT...Recovered a fumble and brought it back 37 yards for the score at Clemson...Had a monster performance in the BCS National Championship Game, totaling a career-high three tackles for loss including a sack...Intercepted a pass and made two tackles, including 0.5 sacks at Wake Forest...Had three tackles and two tackles for loss, one an 8-yard sack, and a forced fumble at Florida...As a freshman, appeared in 11 games with two starts...Projected to redshirt in 2012, but was forced into action due to the loss of DE Brandon Jenkins in Week 1, and then into the starting lineup after losing DT Cornellius "Tank" Carradine in Week 12...Recorded first career sack in a road win over Maryland...Made his first career start in the ACC Championship Game, replacing Carradine...Became the only true freshman to register a start for the Seminoles on defense...Entered the ACC Championship Game with seven tackles on the season, doubling that number in the game with seven tackles against the Yellow Jackets, including one for a loss...Made second start in the Orange Bowl against Northern Illinois, registering his first pass defended...Added three tackles.

AT A GLANCE


- Three-year (2012-14) starter for the BCS Champion (2013) Florida State Seminoles.
- Media and coaches named him to the All-ACC First Team as a junior, and the coaches to the All-ACC Third Team in 2013.
- Near consensus top-rated high school prospect in the nation in 2012, being named the USA Today Defensive Player of the Year and a Parade All-American.
- Father, Mario, was also a star player at FSU and played five seasons as a cornerback in the NFL, including four with the Dallas Cowboys (2000-03).



PERSONAL: Attended two different high schools in Denton, Texas and was the near-consensus top rated prospect in the nation...Was a three-sport star athlete in football, baseball and track at Prosper High School, starting at defensive end for the state champion Eagles...Recorded 69 tackles and three sacks as a freshman on top of catching 17 passes for 361 yards and three TDs...Transferred to Billy Ryan High School for his junior and senior seasons...As a junior, recorded 127 tackles, 50 tackles for loss and 18 sacks, leading the school to a state runner-up finish...Named the Texas Class 4A Defensive Player of the Year by the Associated Press in 2011...As a senior, recorded 72 tackles and 11 sacks...Named the USA Today High School Defensive Player of the Year...Earned All-American honors from USA Today, Parade, Sports Illustrated (second team) and ESPN...One of just four players given a perfect 100 rating by 247Sports, being named their 2012 Defensive Player of the Year...Listed as No. 1 prospect by ESPN, Scout and 247Sports...Rivals.com listed him at No. 3 nationally...Also competed as a shot putter in his final two years of high school, recording a top throw of 15.08 meters, finishing first in the 2012 Richardson Invitational...His father, Mario Edwards, was also a former FSU star and played five NFL seasons as a cornerback, four with the Dallas Cowboys (2000-03) and one with the Tampa Bay Buccaneers (2004).

MARIO EDWARDS JR.'S COLLEGIATE CAREER STATS

Year	School	GP	GS	TACKLES				Yds	INTERCEPTIONS				FUMBLES	
				Tot.	Solo	Asst.	Sacks		No.	Yds	TD	PD	FF	FR
2012	Florida State	11	2	17	8	9	1.5	13.0	0	0	0	1	0	0
2013	Florida State	12	11	28	19	9	3.5	37.0	1	4	0	1	1	2
2014	Florida State	13	13	44	25	19	3.0	27.0	0	0	0	5	2	0
Collegiate Totals		36	26	89	52	37	8.0	77.0	1	4	0	7	3	2



Jon FELICIANO

68

GUARD/CENTER | 6-4 | 325 | MIAMI (FLA.)
ACQUIRED: D4-'15 | NFL EXP.: R | RAIDERS EXP.: R
HOMETOWN: DAVIE, FLA.
BORN: 02/10/92

TRANSACTIONS: Selected by Oakland Raiders in the fourth round (128th overall) of the 2015 NFL Draft, May 2, 2015.

COLLEGE: Played four seasons at Miami (Fla.), appearing in 48 games...Proved to be a versatile lineman, starting 46 games over his career at left tackle, left guard, right tackle and right guard... Three-time All-ACC honorable mention...Started all 13 games as a senior, making starts at left tackle, left guard and right tackle... All-ACC honorable mention by the league coaches and media... Helped pave the way for the Hurricanes' offense to average 29.2 points per game and 430.3 total yards per game, including 180.4 rushing yards per game...Helped pave the way for RB Duke Johnson to finish second in the ACC with 1,652 rushing yards... Started at right tackle, helping offense finish with 621 total yards against Cincinnati...Started at left tackle, paving way for 494 total yards and 295 rushing yards against North Carolina...Made final start of career in Duck Commander Independence Bowl against South Carolina, helping lead offense to 422 total yards...Started all 13 games as a junior...Made 11 starts at left guard

AT A GLANCE

- Played in 48 games and started 46 over his four-year career at Miami.
- Was a three-time All-ACC honorable mention from 2012-14.
- Showed great versatility, making starts at left tackle, left guard, right tackle and right guard over his four seasons.
- Helped the Hurricanes' offense produce over 430 total yards per game as a senior in 2014.




and two at right tackle...Garnered an All-ACC honorable mention by the league media...Helped anchor an offensive line that helped produce 446.8 yards of total offense and 35.9 points per game...Helped QB Stephen Morris finish third in the ACC with 3,028 passing yards and throw for 21 TDs...Helped Johnson record over 300 all-purpose yards, including 184 rushing yards, for the second time in his career against Georgia Tech...Started all 12 games as a sophomore...Made every start at left guard...Garnered an All-ACC honorable mention by the league media...Recipient of the team's Hard Hitter Award...Anchored an offensive line that paved way for the third best passing offense (295.4 yards per game) and fifth best total offense (440.2 yards per game) in the ACC...Helped pave the way for Johnson to finish third in the ACC with 947 yards, including four 100-yard rushing performances, as a true freshman...Stepped in as a redshirt freshman and appeared in 10 games with eight starts...An injury midseason kept him out of two games... Helped pave the way for RB Lamar Miller to finish second in the ACC with 1,272 rushing yards and nine TDs...Did not allow a sack the entire season...Redshirted as a true freshman.

PERSONAL: Attended Western High School in Davie, Fla. ...Earned first-team All-Broward honors as a senior offensive lineman...Ranked as the No. 19 offensive guard by Scout.com...Last name is pronounced fuh-LEE-see-ah-no.

JON FELICIANO'S COLLEGIATE GAMES PLAYED/STARTED

Year	School	GP	GS
2011	Miami (Fla.)	10	8
2012	Miami (Fla.)	12	12
2013	Miami (Fla.)	13	13
2014	Miami (Fla.)	13	13
Collegiate Totals		48	46



Ben HEENEY

51

LINEBACKER | 6-0 | 230 | KANSAS
ACQUIRED: D5a-'15 | NFL EXP.: R | RAIDERS EXP.: R
HOMETOWN: HUTCHINSON, KAN.
BORN: 05/13/92

TRANSACTIONS: Selected by Oakland Raiders in the fifth round (140th overall) of the 2015 NFL Draft, May 2, 2015.

COLLEGE: Played four years at Kansas...Started 34-of-46 games at linebacker, totaling 335 tackles (214 solo), 34.5 tackles for loss, 4.5 sacks, four INTs, nine passes defended, three forced fumbles and one fumble recovery...Started all 12 games as a senior and earned unanimous All-Big 12 First-Team and Honorable Mention Big 12 Defensive Player of the Year honors...Voted team captain for second season...Named a fourth-team All-American by Phil Steele Magazine...Selected to play in the 2015 East-West Shrine Game following the season...Finished the season with 127 tackles, one shy of the conference lead...Led the NCAA and the Big 12 in solo tackles with 88(7.3 per game)...Notched seven double-digit-tackle games in his senior season...Set 2014 Big 12 single-game record with 21 tackles at Texas Tech, 17 of which were solos, with an INT to earn him team's Defensive Player of the Week award and an honorable mention for College Football Performance Awards linebacker of the week...Marked the second most tackles in a game in conference history and the most single-game tackles by a Kansas player since 1979...Collected 15 tackles at Duke...Logged 14 tackles, one sack and 3.5 tackles for loss against Oklahoma State, earning team Defensive Player of the Week honors and another CFPA honorable mention...In 2013, started 10 games at middle linebacker and earned an All-Big 12 First Team selection by Phil Steele Magazine...An All-Big 12 Second Team choice by coaches, Associated Press and other publications...Finished fourth in the conference with 8.7 tackles per game and fifth in tackles-for-loss per game with 1.15...Missed games against Oklahoma and Baylor due to injury...Finished with team-best 88 stops, including 11.5 for loss and the first three INTs of his career...Garnered All-Big 12 Second-Team honors by the league's coaches, AP and Phil Steele as a sophomore...Started 12 games at middle linebacker and ranked third in the Big 12 in total tackles (112)...Also ranked fifth in the league with 12 tackles for loss...Also had a sack, a forced fumble and two passes defended...As a freshman, played in all 12 contests on defense and special teams...One of 10 true freshmen to play for Kansas in 2011...Majored in liberal arts and sciences.

PERSONAL: Attended Hutchinson (Kan.) High School...Ranked as the 12th best player in the state of Kansas and the 58th best outside linebacker in the nation, according to Rivals.com...Named to the Wichita Eagles' Top 11 football team...Recorded 143 career tackles, including 14 for loss, with four INTs...Named 5A first-team all-state as a running back by the Topeka Capital-Journal...Rushed for 2,083 yards on 246 carries with 39 TDs as a senior, setting school records both in yards and TDs...Ran for a school-record 333 yards against Salina Central...Born in Overland Park, Kan. ...His father, Joe, and two uncles played baseball at Kansas.

AT A GLANCE

- Tallied 335 tackles (214 solo) in his career, eighth best in Kansas history.
- Owns two 100-tackle seasons and recorded at least 50 solo tackles in each of his last three seasons, leading the Big 12 in solo tackles as a senior.
- Earned All-Big 12 Second-Team honors in 2012 and 2013 before earning first-team recognition as a senior in 2014.
- Was a first-team all-state running back at Hutchinson (Kan.) High School, totaling 2,083 yards and 39 TDs as a senior.



BEN HEENEY'S COLLEGIATE CAREER STATS

Year	School	GP	GS	TACKLES				Yds		INTERCEPTIONS				FUMBLES	
				Tot.	Solo	Asst.	Sacks			No.	Yds	TD	PD	FF	FR
2011	Kansas	12	0	8	5	3	0.0	0.0		0	0	0	0	0	0
2012	Kansas	12	12	112	66	46	1.0	7.0		0	0	0	2	1	0
2013	Kansas	10	10	88	55	33	2.0	12.0		3	34	0	6	0	0
2014	Kansas	12	12	127	88	39	1.5	8.0		1	37	0	1	2	1
Collegiate Totals		46	34	335	214	121	4.5	27.0		4	71	0	9	3	1



Dexter McDonald

21

CORNERBACK | 6-1 | 200 | KANSAS
ACQUIRED: D7C-'15 | NFL EXP.: R | RAIDERS EXP.: R
HOMETOWN: KANSAS CITY, MO
BORN: 11/30/91

TRANSACTIONS: Selected by Oakland Raiders in the seventh round (242nd overall) of the 2015 NFL Draft, May 2, 2015.

COLLEGE: Played three years at Kansas, starting 24-of-31 games at cornerback...Totalled 81 tackles (58 solo) with one forced fumble, four INTs and 25 passes defended...Spent one season at Butler (Kan.) Community College, racking up five tackles (two) in five games with one INT...As a senior, started all 12 games at corner...Ranked second on the team and fifth in the Big 12 in passes defended with 13...Added two INTs on the season, both against Southeast Missouri State on Sept. 6, earning him Big 12 Defensive Player of the Week honors...Marked the first time since 2010 a Kansas defender took home the honor...Tied a career high with eight tackles and had one pass defended against West Virginia...Left the game against Oklahoma State after just two plays with an injury...Tied a career high with four passes defended against Iowa State...As a junior, earned an All-Big 12 honorable mention from the conference coaches...Started

AT A GLANCE

- Played three seasons (2011, 2013-14) at Kansas, spending one year at Butler (Kan.) Community College in 2012.
- In three years at Kansas, two as a starter, totaled 81 tackles (58 solo) with a forced fumble, four INTs and 25 passes defended in 31 career games.
- Recorded two INTs and two additional passes defended in a 2014 win over Southeast Missouri State, earning him multiple defensive player of the week honors (Big 12, CFPA and Kansas).
- An All-Big 12 honorable mention (coaches) in 2013 and a preseason second-team All-Big 12 selection (Phil Steele) in 2014.




all 12 games at cornerback...Ranked second on the squad and eighth in the conference with 12 passes defended...Collected 29 tackles (21) and two INTs on the season...Recorded his first career INT against Rice, adding three passes defended in the game...Had another INT in a contest against Iowa State...Played his sophomore season at Butler (Kan.) Community College, appearing in just five games...Tallied five tackles with one INT...Tabbed the 80th best junior college prospect in the country by ESPN.com...As a redshirt freshman at Kansas, saw action in seven games...Recorded 17 tackles, nine of them solo stops...Redshirted his first season at Kansas...Named KU's team defensive player of the week against Nebraska...Named the Jayhawks' special teams player of the week against Baylor...Majored in liberal arts and sciences.

PERSONAL: Attended Rockhurst High School in his hometown of Kansas City, Mo. ...Was a four-year letterman at cornerback and wide receiver...An all-state first-team selection in the state of Missouri...Earned Kansas City all-metro second-team honors...Set a school record with nine INTs as a senior...Returned one pick for a TD...Also registered 60 tackles...Rated as one of the top five recruits in the Kansas City area...Also competed in basketball and track...Related to former Kansas basketball All-American and current NBA player Brandon Rush, his cousin.

DEXTER McDONALD'S COLLEGIATE CAREER STATS

Year	School	GP	GS	TACKLES			Sacks	Yds	INTERCEPTIONS				FUMBLES	
				Tot.	Solo	Asst.			No.	Yds	TD	PD	FF	FR
2011	Kansas	7	0	17	9	8	0.0	0.0	0	0	0	0	0	0
2012	Butler (Kan.) C.C.	5	0	5	2	3	0.0	0.0	1	0	0	1	0	0
2013	Kansas	12	12	29	21	8	0.0	0.0	2	-4	0	12	0	0
2014	Kansas	12	12	35	28	7	0.0	0.0	2	72	0	13	1	0
Collegiate Totals		36	24	86	60	26	0.0	0.0	5	68	0	26	1	0



Anthony MORRIS

79

TACKLE | 6-7 | 300 | TENNESSEE STATE
ACQUIRED: D7a-'15 | NFL EXP.: R | RAIDERS EXP.: R
HOMETOWN: MEMPHIS, TENN.
BORN: 03/25/92

TRANSACTIONS: Selected by Oakland Raiders in the seventh round (218th overall) of the 2015 NFL Draft, May 2, 2015.

COLLEGE: Played four seasons at Tennessee State, appearing in 35 games with 11 starts over his career...Played in 11 games as a senior, starting 10 at tackle...Anchored a unit that did not allow a sack during the last four games...Helped protect a quarterback duo that threw for 3,268 yards and 23 TDs...Led the unit to a No. 18 ranking in FCS, giving up only 1.17 sacks per game...Played in 11 contests as a junior...Helped pave the way for RB Tim Broughton, who rushed for 1,146 yards (No. 25 nationally) and six TDs...Protected a quarterback duo that combined for 26 passing TDs and only four INTs...Started five contests for the Tiggers as a sophomore...Helped lead the way for RB Trabis Ward, who led the Ohio Valley Conference with 1,422 rushing yards and 15 TDs...Helped protect QB Michael German, allowing him to finish fourth in the conference with 2,751 passing yards...Played in eight games on the offensive line as a true freshman, starting one...Made his first career start at Tennessee Tech...Blocked for Ward, who finished with 978 yards, and German, who threw for 1,899 passing yards as a true freshman...Majored in criminal justice.

AT A GLANCE

- Played four seasons at Tennessee State, appearing in 35 games with 11 starts over his career.
- Blocked for two 1,000-yard rushers during his tenure.
- Led the offensive line to a No. 18 ranking in FCS, giving up only 1.17 sacks per game in 2014.
- Played on both sides of the defensive line in high school, and recorded 60 tackles (2.6 per game) and two sacks over his last two seasons.



PERSONAL: Attended Germantown (Tenn.) High School... Played on both sides of the line, and recorded 60 tackles (2.6 per game) and two sacks over two seasons.

ANTHONY MORRIS' COLLEGIATE GAMES PLAYED/STARTED

Year	School	GP	GS
2011	Tennessee State	8	1
2012	Tennessee State	5	0
2013	Tennessee State	11	0
2014	Tennessee State	11	10
Collegiate Totals		35	11



Max VALLES

94

DEFENSIVE END | 6-4 | 250 | VIRGINIA
ACQUIRED: D6-'15 | NFL EXP.: R | RAIDERS EXP.: R
HOMETOWN: SICKLERVILLE, N.J.
BORN: 08/05/94

TRANSACTIONS: Selected by Oakland Raiders in the sixth round (179th overall) of the 2015 NFL Draft, May 2, 2015.

COLLEGE: Played two seasons at Virginia, seeing action in 22 games with 16 starts...Totalled 78 tackles (32 solo), 13 sacks, four forced fumbles, two fumble recoveries, one INT and 12 passes defended...Started all 12 games as a sophomore in 2014... Named to All-ACC Third Team and All-ACC Coaches' Third Team...Posted 55 tackles (24), nine sacks, three forced fumbles, one fumble recovery, one INT and eight passes defended... His nine sacks ranked second in the ACC...Added 12.5 tackles for loss, which ranked seventh in the conference...Recorded six tackles and two sacks in the season opener against UCLA... Forced a career-high three fumbles and posted his first career INT and returned it 35 yards for a TD...Totalled seven tackles, a season-high three sacks and one forced fumble against Miami... Named College Football Performance Awards National Linebacker of the Week for his efforts against the Hurricanes...Appeared in 10 games with four starts as a true freshman...Totalled 23 tackles (eight), four sacks, one forced fumble, one fumble recovery, and four passes defended...Made his first career start and posted one tackle and 2.5 sacks, earning a mention as CFPA's linebacker of the week against Pittsburgh...Notched a then-career-high six tackles including 1.5 sacks for a total loss of 17 yards against Virginia Tech...Majored in criminal justice.



AT A GLANCE

- Played two years at Virginia, appearing in 22 games with 16 starts.
- Totalled 78 tackles (32 solo), 13 sacks, four forced fumbles, two fumble recoveries, one INT and 12 passes defended.
- Ranked second in the ACC with nine sacks as a sophomore in 2014.
- Spent the 2012 season at Fork Union (Va.) Military Academy following his senior year of high school.

PERSONAL: Attended St. Joseph High School in Hammon-ton, N.J., where he played wide receiver, defensive end and safety...Was a signee with Virginia before attending Fork Union (Va.) Military Academy for a post-graduate season in 2012... Was a member of three state championship teams at St. Joseph, including 2011 with a 10-0 record...Finished his senior season with 13 receptions for 204 yards and four TDs...On defense, posted 33 tackles, seven sacks, three forced fumbles, one fumble recovery, and one INT...Part of a defense that allowed only 17 points the entire season...Earned All-State, All-South Jersey and All-Cape-Atlantic League honors...Named the Philadelphia Inquirer South Jersey Defensive Player of the Year... Also an All-Cape-Atlantic performer as an outfielder for the St. Joseph baseball team...Last name is pronounced VALL-ess.

MAX VALLES' COLLEGIATE CAREER STATS

Year	School	GP	GS	TACKLES			Sacks	Yds	INTERCEPTIONS				FUMBLES	
				Tot.	Solo	Asst.			No.	Yds	TD	PD	FF	FR
2013	Virginia	10	4	23	8	15	4.0	33.0	0	0	0	4	1	1
2014	Virginia	12	12	55	24	31	9.0	46.0	1	35	1	8	1	3
Collegiate Totals		22	16	78	32	46	13.0	79.0	1	35	1	12	2	4



Clive WALFORD

88

TIGHT END | 6-4 | 250 | MIAMI (FLA.)
ACQUIRED: D3-'15 | NFL EXP.: R | RAIDERS EXP.: R
HOMETOWN: BELLE GLADE, FLA.
BORN: 10/01/91

TRANSACTIONS: Selected by Oakland Raiders in the third round (68th overall) of the 2015 NFL Draft, May 1, 2015.

COLLEGE: Played four years at Miami (Fla.), appearing in 49 games with 35 starts...Totaled 121 receptions for 1,753 yards and (14.5 avg.) and 14 TDs...Set all major Miami tight end receiving records, including receptions, receiving yards and receiving TDs...Became just the seventh tight end to surpass 1,000 career receiving yards in Hurricanes history...Played in 12 games with 10 starts as a senior...Produced the best season of his collegiate career, totaling 44 receptions for 676 yards (15.4 avg.) and seven TDs...Led the team in receptions...Posted two games of over 100 receiving yards...Named a finalist for the John Mackey Award, given annually to college football's most outstanding tight end...Garnered All-American third-team honors and All-ACC second-team honors...Recorded a team-high seven catches for 80 yards and one TD against Nebraska...Totaled a game-high 127

AT A GLANCE

- Played in 49 games with 35 starts over four-year career at Miami, becoming just the seventh tight end in school history to total 1,000 receiving yards.
- Set all major school tight end receiving records, totaling 121 receptions for 1,753 yards (14.5 avg.) and 14 TDs.
- Named a finalist for the John Mackey Award in his senior year, along with earning third-team All-American and second-team All-ACC honors.
- Didn't start playing football until his senior year at Glades Central High School.




receiving yards on four receptions and a 61-yard TD against Florida State...Led the team with 107 receiving yards on seven catches against Virginia...Played in all 13 games, making 12 starts as a junior...Finished season with 454 receiving yards and two TDs on 34 catches...Ranked second on team in receptions...Had streak of 27 consecutive games with at least one reception snapped against Virginia on Nov. 23...Had at least four receptions in three straight games from Oct. 26 through Nov. 16...Hauled in four passes for 82 yards against Louisville in the Russell Athletic Bowl...Played in all 12 games with five starts as a sophomore...Finished third on team with 451 yards on 25 catches and tied for team lead with four receiving TDs...One of only two Hurricanes to catch at least one pass in all 12 games...Hauled in a career-high 135 receiving yards and one TD against South Florida...Played in all 12 games as a redshirt freshman and earned eight starts, emerging as team's primary target at tight end...Registered at least one catch in 10 of team's 12 games...Finished fourth on team in catches (18) and receiving yards (172)...Added one receiving TD...Posted three receptions for 21 yards and his first career TD against Florida State...Redshirted as a true freshman.

PERSONAL: Attended Glades Central High School in Belle Glade, Fla. ... Earned All-Palm Beach County honors as a senior after recording over 400 receiving yards and six TDs as a senior...Didn't start playing football until his senior year...Averaged 13 points and 15 rebounds playing basketball as a junior.

CLIVE WALFORD'S COLLEGIATE CAREER STATS

Year	School	GP	GS	Rec.	RECEIVING			
					Yds	Avg.	Lg	TD
2011	Miami (Fla.)	12	8	18	172	9.6	25t	1
2012	Miami (Fla.)	12	5	25	451	18.0	65	4
2013	Miami (Fla.)	13	12	34	454	13.4	36	2
2014	Miami (Fla.)	12	10	44	676	15.4	61t	7
Collegiate Totals		49	35	121	1,753	14.5	65	14

UNDRAFTED FREE AGENTS



Mitch BELL

74

G | 6-3 | 345 | Rookie | Louisiana Tech | 09/12/92

Signed by Oakland Raiders as an undrafted free agent, May 11, 2015...Signed by Raiders after participating on a tryout basis at the team's rookie mini-camp in May...Played two years at Louisiana Tech after transferring from Navarro Junior College in Corsicana, Texas...Played in 24 games with 20 starts in two seasons at Louisiana Tech...As a senior, started 12 games before missing final two games of the season...Earned first-team All-Conference USA honors as an offensive lineman...Made 11 starts at right tackle and one start at right guard...Made 17th straight start at Louisiana Tech against Rice...As a junior, played in 11 games with eight starts...Garnered honorable mention All-Conference USA recognition...Saw first game action at North Carolina State...Made first career start at Kansas...As a sophomore at Navarro Junior College, helped lead team to a 10-2 record with a 4-2 mark in league play...Helped team to a berth in the Heart of Texas Bowl and a No. 4 national ranking...Part of an offense that set a school record with 43.4 points per game...As a redshirt freshman, guided team to a 10-2 record and a conference title...Team earned a berth in the Heart of Texas Bowl...Helped pave the way for 1,978 rushing yards in 12 games, averaging 164.8 yards per game...Part of an offense that averaged 478.5 total yards per contest...Redshirted freshman season...Team claimed NJCAA National Championship...Attended E.E. Worthing High School in Houston, Texas...Littered in football, basketball, track and soccer.



Rob DANIEL

32

CB | 6-1 | 210 | Rookie | BYU | 10/01/91

Signed by Oakland Raiders as an undrafted free agent, May 8, 2015...Played two years at BYU after transferring from De Anza College in Cupertino, Calif...Played in 25 games with 22 starts in two seasons at BYU...Posted 110 career tackles (87 solo), three INTs, 23 passes defended, three forced fumbles and one sack...Tied the BYU career record for passes defended...As a senior, played in 12 games with 10 starts and recorded 44 tackles (38) and one INT...Had a team-high 14 passes defended, tying the BYU single-season mark...Named first-team All-Independent by Phil Steele...Named to the College Sports Madness All-Independent second team...Recorded six tackles, a forced fumble, two fumble recoveries and a pass defended at Texas...Received College Football Performance Awards Honorable Mention Defensive Back of the Week honors...Tallied four tackles, two passes defended and an INT against Virginia...Tied a career-high with 10 tackles (seven) against UCF...Totaled six solo tackles and two passes defended against Nevada...As a junior, played in 13 games with 12 starts...Totaled 66 tackles (49), one sack, two INTs and nine passes defended...Also notched two forced fumbles...Named second-team All-Independent by Phil Steele...Named to the College Sports Madness All-Independent third team...Notched a season-high 10 tackles at Utah State...Forced a fumble and posted five tackles against Georgia Tech...Recorded first career sack against Houston...Tallied eight tackles (six) and three passes defended against Boise State...At De Anza College, named California Community College Football Coaches Association (CCCC-CA) JUCO All-American as a safety...Totaled over 90 tackles with six INTs and 13 passes defended in two seasons...Also garnered all-state honors...Attended Branham High School in San Jose, Calif...Raised in Brooklyn, N.Y., before moving to the Bay Area.



Michael DYER

40

RB | 5-9 | 220 | Rookie | Louisville | 10/13/90

Signed by Oakland Raiders as an undrafted free agent, May 11, 2015...Signed by Raiders after participating on a tryout basis at the team's rookie mini-camp in May...Played two years at Louisville after playing first two collegiate seasons at Auburn...Also attended Arkansas State, but redshirted his lone season prior to transferring to Louisville...Played in 17 games with six starts at Louisville...Totaled 154 carries for 704 yards and seven TDs...As a senior, played in nine games with five starts...Rushed for 481 yards on 110 attempts with five TDs...Totaled 173 yards on 24 carries with one TD against North Carolina State...Racked up 134 yards on 28 attempts with three TDs against Florida State...As a junior, appeared in eight games with one start...Totaled 223 yards and two TDs on 44 carries despite missing final portion of season due to injury...Rushed for 48 yards and one TD in Louisville debut against Ohio...Had 11 carries for 62 yards in first Louisville start against Kentucky...As a sophomore at Auburn, saw action in 12 games...Led team and finished 20th in the nation in rushing with 1,242 yards and 10 TDs...Registered six 100-yard games...Carried the ball a career-high 41 times for 141 yards and one TD against South Carolina...Rushed 18 times for 150 yards and two TDs against Mississippi State...Racked up 177 yards on the ground on 27 carries against Mississippi...As a freshman, appeared in 14 games with eight starts...Named to the SEC Coaches' All-Freshman Team...Selected a Collegefootbalnews.com second-team Freshman All-American...Ranked second on team in rushing with 1,093 yards on 182 carries...Set program's freshman record for rushing yards, eclipsing mark of 829 yards set by Bo Jackson in 1982...Had 14 carries for 95 yards and one TD against Arkansas State...Made first career start against Clemson and rushed 16 times for 69 yards...Had 100 yards on 23 carries against South Carolina...Posted 100 yards on 15 carries against LSU...Totaled a season-high 180 yards on 21 carries against Mississippi...Earned offensive MVP honors in the BCS National Championship Game against Oregon, rushing for 143 yards on 22 carries...Attended Little Rock (Ark.) Christian Academy...Nation's top-rated running back by ESPN.com/Scouts, Inc...The No. 5 ranked prospect in ESPNU-150...Ranked 11th on Rivals.com's Rivals-100...The No. 2 ranked running back by Rivals.com and Scout.com...Named to the 2010 Parade All-American Football Team...Participated in the 2010 Under Armour All-American game...Named the Arkansas 2009 Gatorade Player of the Year...Ranked as the No. 1 player in Arkansas and an All-American by SuperPrep...Finished high school career with 8,097 rushing yards and 84 TDs...As a senior, rushed for 2,502 yards and 31 TDs...As a junior, totaled 1,984 rushing yards with 19 TDs...As a sophomore, had 279 carries for 2,710 yards with 28 TDs...Gained 901 yards on 131 rushing attempts with six TDs as a freshman.



Quinterrius EATMON

67

T/G | 6-6 | 310 | Rookie | South Florida | 12/04/91

Signed by Oakland Raiders as an undrafted free agent, May 8, 2015...Played four years at South Florida, appearing in 47 games with 46 starts...Finished career ranked second in program history in games started...Started 34 games at right tackle before moving to right guard prior to senior season...As a senior, started all 12 games, including 10 at right guard, one at left guard and one at right tackle...Named to the American Athletic Conference Second Team by Phil Steele...Named a finalist for the Rare Disease Champion Award presented by Uplifting Athletes...Helped lead RB Marlon Mack to just the fourth 1,000-yard rushing season in program history...Helped Mack set a South Florida record with 275 rushing yards against Western Carolina...As a junior, started 11 games at right tackle...Missed final game of the season with an injury...Helped pave the way for RB Marcus Shaw to rush for 100 yards in a game three times...Helped Shaw rush for 159 yards against Florida Atlantic and 145 yards against McNeese State...As a sophomore, appeared in 12 games with 11 starts at right tackle...As a redshirt freshman, started all 12 games at right tackle...Named second-team Freshman All-American by Yahoo! Sports...Anchored an offense that averaged 432.8 yards of total offense, 183.2 rushing yards and 249.6 passing yards per game...Also helped lead the conference in fewest sacks allowed, surrendering just 1.3 per contest...Helped team post six games with at least 400 yards of total offense and three games with over 500 yards...Attended C.F. Vigor High School in Prichard, Ala. ...Ranked No. 79 offensive tackle in the nation by Scout.com...Ranked as the No. 75 offensive tackle in the nation by Rivals.com...The No. 39 overall prospect in Alabama according to Rivals.com...Led team to the Alabama 5A championship as a junior...First name is pronounced quinn-TAIR-ee-us.



SaQwan EDWARDS

30

CB | 6-0 | 200 | Rookie | New Mexico | 05/13/92

Signed by Oakland Raiders as an undrafted free agent, May 11, 2015...Signed by Raiders after participating on a tryout basis at the team's rookie mini-camp in May...Played three years at New Mexico after transferring from Blinn College in Brenham, Texas...Moved to cornerback from wide receiver following sophomore season...Played in 31 games at New Mexico, totaling 65 tackles (57 solo), three INTs and 19 passes defended...As a senior, played in 12 games and posted 42 tackles (30), two INTs and nine passes defended...Recorded an INT at New Mexico State...Posted a season-high 10 tackles (nine) at UNLV...Notched five tackles (four) against Boise State...Returned an INT 33 yards at Utah State...As a junior, started 11 games...Credited with 42 tackles (26), two sacks, five passes defended and tied for ninth in the nation with three fumble recoveries...Returned a fumble for a TD against UTSA...Registered an INT against New Mexico State...Had seven tackles against Wyoming and five solo stops against Fresno State...As a sophomore, played in eight games as a wide receiver...Had six catches for 71 yards...Also had five carries for 19 yards and one TD...Had a 36-yard reception and a 6-yard TD run against Hawaii...As a freshman at Blinn College, hauled in 30 passes for 567 yards and five TDs...Helped Blinn to a berth in the Mississippi Bowl, finishing with a 9-2 record and No. 10 ranking in the final NJCAA national poll...Attended Manvel (Texas) High School...As a senior, led team with 43 receptions for 769 yards and eight TDs...As a junior, totaled 18 receptions for 348 yards and four TDs...Two-time All-District 24-4A and all-county selection...Honorable mention all-state receiver as a senior...Regional qualifier in track and field in the 4x200 meter relay...First name is pronounced SAY-kwon.

UNDRAFTED FREE AGENTS



Cody FAJARDO

8

QB | 6-2 | 225 | Rookie | Nevada | 03/29/92

Signed by Oakland Raiders as an undrafted free agent, May 8, 2015...Played four years at Nevada, playing in 45 games and becoming just the second player in FBS history to reach 9,000 yards passing and 3,000 yards rushing, joining Nevada alum Colin Kaepernick...Completed 878-of-1,348 pass attempts for 9,659 yards and 57 TDs...Set the program record for career completions...Rushed for 3,482 yards with 44 TDs on 536 career carries...As a senior, threw for 2,498 yards and 18 TDs on 239-of-405 passing...Led team with 1,046 rushing yards and 13 TDs on 177 carries, averaging 5.9 yards per attempt...One of just eight quarterbacks in the nation to lead their team in rushing on

the season...Recorded three 300-yard passing games and five 100-yard rushing games...An honorable mention All-Mountain West Conference selection...Threw for 303 yards and one TD on 30-of-41 passing against Southern Utah...Was 29-of-39 passing for 321 yards and three TDs at Arizona, earning Mountain West Conference Offensive Player of the Week honors...Passed for 306 yards and three TDs on 23-of-43 passing, setting a season-high for attempts, and rushed for 71 yards and two TDs against Boise State...Passed for 285 yards, including a career-long 66-yard TD completion, at BYU...Rushed for 133 yards and two TDs on 23 carries at Hawaii...Totaled 275 yards passing with two TDs to go along with 100 rushing yards at Air Force...Rushed for a career-high 165 yards and two TDs on 22 attempts against Fresno State...Racked up 143 yards on the ground with one TD at UNLV...As a junior, started 10 games and missed two contests due to injury...Completed 243-of-358 (67.0 percent) pass attempts for 2,668 yards and 13 TDs...Also rushed for 621 yards and eight TDs on 141 carries...Set a Mountain West Conference record with 193 straight pass attempts without an INT...Named to the preseason watch lists for the Maxwell, Davey O'Brien and Paul Hornung Awards...Completed a career-high 38-of-54 pass attempts for 389 yards and three TDs against Air Force...Set a career best with 393 passing yards at San Diego State...Threw for 357 yards against UNLV...Totaled 106 yards on the ground at UCLA...Had 87 rushing yards, including a career-long 68-yard TD run against Colorado State...As a sophomore, completed 246-of-367 pass attempts for 2,786 yards and 20 TDs...Also became just the second quarterback in school history to eclipse the 1,000-yard mark on the ground, rushing for 1,121 yards and 12 TDs...Named to the watch list for the Davey O'Brien Award...Passed for 230 yards and rushed for 97 yards and one TD at California...Racked up more than 400 yards of total offense against South Florida to earn Mountain West Conference Player of the Week honors...As a freshman, earned starting job in week five...Earned Western Athletic Conference Freshman of the Year honors...Totaled 1,707 yards on 150-of-218 passing with six TDs...Also rushed for 694 yards and 11 TDs...Rushed for 139 yards and two TDs at Texas Tech...Passed for 313 yards and one TD against Fresno State...Named WAC Offensive Player of the Week for performances against New Mexico State and Hawaii...Attended Servite High School in Anaheim, Calif...Member of the honor roll and part of four league championship teams...As a senior, led team to state championship and No. 3 ranking nationally...Earned California Player of the Year honors and named Player of the Year by the Pac-5 Conference, Los Angeles Times, Orange County and Trinity League...First-team all-league as a junior...In two seasons, passed for 4,040 yards and 36 TDs...Also rushed 270 times for 1,808 yards and 19 TDs...Had 21 TDs and just two INTs as a senior...Father, Tim, played football at Texas Tech...Grandfather, George, played football at Colorado...Was featured on "The Ride," a reality television show that followed eight high school quarterbacks...Last name is pronounced fuh-JAR-doe.



Jimmy HALL

43

S | 6-1 | 230 | Rookie | Northwestern | 11/18/91

Signed by Oakland Raiders as an undrafted free agent, May 8, 2015...Played four years at Northwestern, appearing in 44 games with eight starts...Saw action at both linebacker and safety...Totaled 102 career tackles (67 solo), six tackles for loss, three INTs, one forced fumble, three fumble recoveries and five passes defended...As a senior, played in 12 games with six starts...Ranked fifth on team with 58 tackles (40) and added 5.5 tackles for loss...Also had two INTs...Tied for second in the Big Ten with three fumble recoveries...An Academic All-Big Ten selection...Started at safety in final collegiate game and tied a career high with 11 tackles against Illinois...Recorded third career

INT and added a forced fumble, fumble recovery and three tackles at Purdue, earning Northwestern's Defensive Big Playmaker honors...Recovered a career-high two fumbles at Notre Dame...Registered second career INT against Wisconsin...Matched a career high with six solo tackles against Northern Illinois...Made first career start at outside linebacker at California, collecting six tackles (four)...As a junior, played in 11 games...Totaled 36 tackles (21), two passes defended and one INT...Made first career start against Michigan State and tallied a career-high 11 tackles...Also started against Illinois and produced three stops...Recorded six tackles at Nebraska...Registered first career INT against Wisconsin...Credited with two tackles and a pass defended against Syracuse...As a sophomore, played in nine games...Totaled five tackles (four)...Had a pass defended against Mississippi State in the TaxSlayer.com Gator Bowl...As a redshirt freshman, played in 12 games...Totaled three tackles (two)...Attended Sylvania Southview High School in Toledo, Ohio...Named SuperPrep All-Midwest Region, Rivals.com all-region and PrepStar All-Midwest Region as a wide receiver...Ranked No. 91 nationally among wide receivers by Rivals.com and No. 85 among all players in the Midwest Region by SuperPrep...Ranked No. 43 overall in Ohio by Rivals.com and No. 4 among wide receivers...As a senior, played in only three full games due to an ankle injury...As a junior, had 47 receptions for 950 yards and 12 TDs...As a defensive back, had 85 tackles and five INTs...Helped team win the Ohio state championship with a 15-0 record...Selected first-team All-Northern Lakes League, first-team all-district, All-Toledo Blade and All-Ohio special mention...Named to state's all-academic team...Also lettered in track and basketball...Father played football at Toledo.



Josh HARPER

19

WR | 6-1 | 185 | Rookie | Fresno State | 12/01/91

Signed by Oakland Raiders as an undrafted free agent, May 8, 2015...Played four years at Fresno State, playing in 41 games with 30 starts...Finished collegiate career ranked second in school history with 228 receptions and sixth in program annals with 2,938 receiving yards...Totaled 29 career TD catches to rank second in program history...Posted 1,000-yard receiving seasons as both a junior and senior, becoming just the third player in Fresno State history and the third player in Mountain West Conference history to notch back-to-back 1,000-yard campaigns...Caught at least one pass in every collegiate game in which he played...Teamed with current Raiders QB Derek Carr in first

three collegiate seasons, posting 138 catches for 1,841 yards and 22 TDs...Named first-team All-Mountain West Conference as a senior after recording 90 catches for 1,097 yards and seven TDs in 14 games...Reception total ranked second in the conference...Named to the preseason watch list for the Biletnikoff Award...Set season highs with 12 receptions for 187 yards at UNLV...Totaled 10 catches for 131 yards in the Mountain West Conference Championship Game against Boise State...Posted two TD receptions against San Jose State...As a junior, started 11 games and totaled 79 catches for 1,011 yards and 13 TDs en route to second-team All-Mountain West Conference recognition...Was one of three 1,000-yard receivers on the team, helping Fresno State lead the nation with 394.8 passing yards per game...TD total tied for eighth in the nation...Notched 14 receptions for 94 yards and two TDs against Rutgers...Established career highs with 17 catches for 253 yards and two TDs against Nevada...Catch total tied the program's single-game record...Had 10 receptions for 161 yards and a career-high three TDs against New Mexico...As a sophomore, played in five games, missing eight games due to injury...Caught 24 passes for 333 yards and four TDs...Notched TD receptions in four straight games...Totaled nine receptions for 120 yards against San Diego State...As a freshman, played in 11 games with three starts...Had 35 receptions for 497 yards and five TDs...Set season highs with eight catches for 75 yards against Boise State...Attended St. Mary's High School in Stockton, Calif. ...Played multiple positions, including wide receiver, safety, running back, punt returner and kick returner...Racked up 164 career receptions for 2,669 yards and 28 TDs...Named second-team all-state by Max Preps and third-team Cal-Hi Sports All-State as a defensive back...Garnered first-team All-Nor-Cal honors as a receiver and All-TCAL Most Valuable Player and All-TCAL Offensive Player of the Year as a senior...Had 67 receptions for 1,024 yards and 10 TDs as a junior...Also notched five INTs...Also averaged 19.6 yards per punt return...Named first-team all-state and all-league as a junior...Father, Willie, played linebacker at Nebraska and for the San Francisco 49ers...Father was a member of the 49ers' Super Bowl XVI championship team...Youngest of nine siblings...Brother, Matthew, played at Oregon and is currently the assistant defensive backs coach for the Philadelphia Eagles...Sister, Qiava, is the Vice President of Premium Searing and Service for the Raiders.



Gabe HOLMES


82

TE | 6-5 | 255 | Rookie | Purdue | 03/29/91

Signed by Oakland Raiders as an undrafted free agent, May 8, 2015...Played five years at Purdue, seeing action in 49 games...Redshirted as a senior after missing most of the season with a wrist injury...Totaled 65 career catches for 685 yards and six TDs...As a redshirt senior, played in 12 games and recorded 17 receptions for 178 yards and two TDs...Posted two catches for 15 yards and one TD against Western Michigan...Had a 13-yard TD reception at Minnesota...Matched a career long with a 23-yard catch at Nebraska...Posted a season-high three catches for 20 yards against Northwestern...Named to the preseason watch list for the John Mackey Award as a true senior...Started

the first two games of the season before suffering a wrist injury and missing the remainder of the year...Had a career-high six catches for 39 yards against Indiana State...Appeared in 12 games with three starts as a junior...Caught a career-high 25 passes for 158 yards and two TDs...Had a career-high four catches for 43 yards and one TD against Eastern Kentucky...Tied a career-high with four receptions for 17 yards against Michigan...Recorded two catches for 14 yards and one TD at Iowa...Tallied four grabs for 26 yards in the Heart of Dallas Bowl against Oklahoma State...As a sophomore, appeared in 11 games with four starts...Finished with 11 receptions for 133 yards and one TD...Totaled three catches for 44 yards at Michigan...Posted two catches for 25 yards and first career TD against Iowa...Appeared in 12 games with two starts as a true freshman...Had one catch for 14 yards at Ohio State...Attended St. Thomas Aquinas High School in Miramar, Fla. ...Helped team to back-to-back Florida 5A state championships...Part of the 2008 team that was named national champion by ESPN.com...Three-star prospect by Rivals.com and Scout.com...Ranked as the No. 27 tight end in the nation by Scout.com...As a senior, caught 18 passes for 480 yards and three TDs...Named second-team All-Broward County...As a junior, had 11 catches for 80 yards...Also lettered three times in basketball...Father, Walter, was a long jumper for USA Track and Field at the 1984 Summer Olympics in Los Angeles.

UNDRAFTED FREE AGENTS




Tevin McDONALD 37

S | 5-11 | 195 | Rookie | Eastern Washington | 07/17/92

Signed by Oakland Raiders as an undrafted free agent, May 8, 2015...Played two years at Eastern Washington after transferring from UCLA...Played in 23 games at Eastern Washington, recording 121 tackles (80 solo), four INTs, one sack, four tackles for loss, four forced fumbles, two fumble recoveries and nine passes defended...As a senior, named preseason All-Big Sky Conference by league media and Beyond Sports Network...Played in 14 games, totaling 78 tackles (53), three INTs, one sack, two fumble recoveries and seven passes defended...Posted six tackles (three), one INT and two passes defended against Sam Houston State...Racked up a season-high 11 tackles (eight) and

two forced fumbles at Montana State...Totalled eight tackles (six), a sack and a fumble recovery at Northern Arizona...Notched an INT against Montana...Returned an INT 73 yards for a TD at Portland State...As a junior, played in nine games with eight starts before having season cut short due to injury...Named All-Big Sky honorable mention...Posted 43 tackles (27), 2.5 tackles for loss, one forced fumble, two passes defended and one INT...Recorded an INT against Southern Utah...Had a season-high nine tackles against Idaho State...Named preseason first-team All-Big Sky Conference by Phil Steele and third team by College Sports Madness...As a sophomore at UCLA, started 13 games and ranked third on team with 79 tackles...Posted a season-high 10 tackles against Utah...Totalled six tackles and a fumble recovery against Nebraska...Returned an INT 50 yards against Houston...Had five tackles and two passes defended against USC...Posted five tackles at Stanford in the Pac-12 Championship Game...As a freshman, played in 14 games with 11 starts...Had 56 tackles and tied for ninth in Pac-12 with 0.86 passes defended per game...Named first-team Freshman All-American by Yahoo! Sports, CBSSports.com and second-team Freshman All-American by collegefootballnews.com...Tied UCLA single-game record with three INTs against California...Totalled 11 tackles against Arizona State...Recorded four tackles, including two stops for loss, and two passes defended against Illinois...Attended Edison High School in Fresno, Calif. ...Rated the No. 17 safety in the nation by ESPN.com...Ranked the No. 247 national prospect and No. 20 cornerback nationally by Scout.com...Tabbed by SuperPrep as the No. 47 ranked player in the region...Rated the No. 72 cornerback by Rivals.com...Named California's No. 33 player by Scout.com...Earned four stars from Scout.com and three stars from Rivals.com...PrepStar all-region selection...Rated No. 60 player in the region by Scout.com...Member of Tacoma News-Tribune Western 100...Named all-state third-team by GoldenStatePreps.com and named all-SoCal third team...As a senior, recorded 68 tackles, three sacks and seven INTs...Totalled 36 receptions for 524 yards and seven TDs on offense...Part of a CIF Central Section championship team in 2009...Played three prep seasons for his father, Tim, who coached at Edison High School...Father was an All-American safety at USC and played 13 seasons in the NFL for the Phoenix/Arizona Cardinals (1987-92) and San Francisco 49ers (1993-99), starting on San Francisco's Super Bowl XXIX championship team...Brother, T.J., played at USC and currently plays for the St. Louis Rams.



Leon ORR


99

DT | 6-5 | 320 | Rookie | Florida | 02/11/92

Signed by Oakland Raiders as an undrafted free agent, May 8, 2015...Played four years at Florida, seeing action in 39 games with 10 starts...Totalled 62 career tackles (31 solo), 4.5 sacks, 13 tackles for loss, one pass defended, two fumble recoveries and one forced fumble...As a senior, played in five games with two starts...Recorded 16 tackles (three), two sacks and one forced fumble...Notched five tackles and one sack against Eastern Michigan...Recorded a career-high six tackles (three), one sack and a forced fumble at Alabama...As a junior, played in 12 games with eight starts...Totalled 21 tackles (16) and a career-best 2.5 sacks...Also credited with 4.5 tackles for loss

and two fumble recoveries...Totalled a season-high four solo tackles and one sack against Toledo...Notched two assisted tackles and one fumble recovery at LSU...Recovered a fumble and posted two solo stops against Georgia...Credited with four tackles (three) and a half-sack against Vanderbilt...Notched four tackles (two) and a sack at South Carolina...As a sophomore, saw action in eight games and recorded 15 tackles (eight), 5.5 tackles for loss and one sack...Posted a season-high four tackles (three) against Kentucky...Notched three tackles (two), including one tackle for loss, at Texas A&M...Had two tackles (one) and a sack against South Carolina...Had two tackles (one), including one tackle for loss, against Louisville in the Sugar Bowl...As a redshirt freshman, played in 13 games and posted 10 tackles (four) and one sack...Had a season-high three tackles (one) and first-career sack at Kentucky...Notched two tackles (one) against Ohio State in the Gator Bowl...Redshirted as a true freshman...Attended Gulf High School in New Port Richey, Fla. ...Four-star prospect and rated No. 8 defensive tackle in the nation by Rivals.com...Also played tight end...Invited to play in the 2010 Under Armour All-American Game, but could not play due to injury...Named to the top-150 Dream Team by PrepStar Magazine.

UNDRAFTED FREE AGENTS




Josh SHIRLEY

47

LB | 6-1 | 235 | Rookie | UNLV | 01/04/92

Signed by Oakland Raiders as an undrafted free agent, May 8, 2015...Played one year at UNLV after transferring from Washington...Enrolled at UNLV as a graduate student and played as a fifth-year graduate transfer after obtaining a bachelor's degree at Washington...Played in 13 games in final collegiate season, posting 20 tackles (six solo), two sacks for losses totaling 10 yards and 4.5 tackles for loss...In three seasons at Washington, totaled 18 sacks for 113 yards in losses and 25 tackles for loss...Also notched nine forced fumbles...As a junior at Washington, played in 12 games and recorded eight tackles (five), including four tackles for loss, and three sacks...Racked up seven total

tackles and three sacks against Illinois in Chicago...Turned in one tackle for loss and forced a fumble that was returned for a TD against Colorado...As a sophomore, played in 12 games with three starts to open the season...Totalled 27 tackles (12), 6.5 sacks for 40 yards in losses and six forced fumbles...Posted four tackles and one sack against San Diego State...Had four tackles at LSU...Recorded two tackles and a forced fumble against Stanford...Notched four tackles, including a half-sack at California...Made two tackles and posted one sack and one forced fumble at Colorado...Notched four tackles, one sack and one forced fumble at Washington State...Totalled three tackles, one tackle for loss and two forced fumbles in the MAACO Bowl Las Vegas against Boise State...As a redshirt freshman, played in 13 games with seven starts...Posted 28 tackles (23) and a career-high 8.5 sacks...Also recorded two forced fumbles...Had two tackles and one sack at USC...Notched two tackles and one sack at Utah...Posted two tackles, one sack and one forced fumble against California...Had three tackles and one sack at Oregon State...Finished with four tackles, including 2.5 sacks tackles for loss, 1.5 sacks and a forced fumble against Washington State...Notched five total tackles and a career-high three sacks against Baylor in the Alamo Bowl...Attended Kaiser High School in Fontana, Calif. ...Named Defensive MVP of the Sunkist League and Co-Defensive Player of the Year of the CIF Southern Section Eastern Division...Semifinalist for the Butkus Award, presented to the nation's top prep linebacker...Named to the Riverside Press-Enterprise all-area team...Recorded 105 tackles as a senior...Played in the U.S. Army All-American game, scoring a 77-yard touchdown on a blocked FG return...Played on the San Bernardino County team in the Inland Empire All-Star game...As junior, credited with 88 tackles and 17 sacks...PrepStar All-American...Ranked No. 9 outside linebacker and No. 137 overall recruit in the nation by Rivals.com...Also listed as the No. 19 prospect in California by Rivals.com.



Gary WILKINS

54

DE | 6-2 | 240 | Rookie | Furman | 02/09/92

Signed by Oakland Raiders as an undrafted free agent, May 11, 2015...Signed by Raiders after participating on a tryout basis at the team's rookie mini-camp in May...Played four years at Furman, seeing action in 48 games with 41 starts...Two-time first-team All-SoCon performer...Totalled 294 career tackles (150 solo), 15.5 sacks, two INTs, 36 tackles for loss, 14 passes defended, five forced fumbles and two fumble recoveries...As a senior, started all 12 games and was named first-team All-SoCon...Totalled 77 tackles (50), eight sacks, 17.5 tackles for loss, one INT, six passes defended and one forced fumble...Notched 10 tackles (four) and returned an INT 19 yards for a TD at Mercer...Recorded a season-high 11 tackles (seven), 1.5 tackles for loss and one pass defended against

Coastal Carolina...Notched 10 tackles (three) and 1.5 sacks at VMI...Posted nine tackles (eight) and two sacks against Wofford...As a junior, garnered first-team All-SoCon honors...Named preseason All-SoCon second team...Started all 14 games, notching 79 tackles (39), 5.5 sacks, five passes defended, one forced fumble and one INT...Notched four tackles (one) and 1.5 sacks at Gardner-Webb...Posted seven tackles (five) and one sack at Chattanooga...Returned an INT 98 yards for a TD against Appalachian State...Posted 12 tackles (seven) and one sack against Wofford...As a sophomore, started 11 games at linebacker...Led team with 92 tackles (42) and recorded two sacks, two passes defended, one forced fumble and one fumble recovery...Posted 10 tackles (four) in season opener at Samford...Recorded 12 tackles (two) and one pass defended against Coastal Carolina...Tied a career high with 13 tackles (four) against Chattanooga...Had 10 tackles (seven) and first two career sacks at Elon...Posted nine tackles (five) and recovered a fumble in the end zone for a TD at Appalachian State...As a redshirt freshman, played in 11 games with four starts...Credited with 46 tackles (19) and one pass defended...Named to SoCon All-Freshman Team...Posted seven tackles (four) in first career start at Georgia Southern...Posted a career-high 13 stops (four) against Wofford...Attended Alcovy High School in Covington, Ga. ...Compiled 180 career tackles, including 20 for loss and eight sacks, five INTs, three blocked punts and three fumble recoveries...Earned all-region and all-county honors as a senior...Totalled 80 tackles, six sacks, four INTs and three blocked punts...Led team to first playoff appearance in program history...Played linebacker, tight end and wide receiver...Also played basketball and track and field...Finished sixth in the high jump at the 2009 state championships and set the school record in the high jump...Father, Gary, Sr., played football at Georgia Tech and played six years (1986-91) in the NFL with the Buffalo Bills and Atlanta Falcons.

UNDRAFTED FREE AGENTS




Chase WILLIAMS

56

LB | 6-1 | 230 | Rookie | Virginia Tech | 10/16/91

Signed by Oakland Raiders as an undrafted free agent, June 4, 2015...Played four years at Virginia Tech, appearing in 47 games with 10 starts...Totaled 101 career tackles (44 solo), 10.5 tackles for loss, 3.5 sacks, two passes defended, one forced fumble and one fumble recovery...Also saw limited action at kick returner, bringing back four kickoffs for 48 yards (12.0 avg.)...As a senior, started all nine games in which he played...Recorded a career-high 72 tackles (33 solo) on the season...Also notched two passes defended and a forced fumble...Had two sacks for a total of 26 yards lost and forced a fumble in the opener against William & Mary...Led the Hokies with 17 tackles against Georgia Tech...Tallied six tackles in Virginia Tech's Military Bowl win over Cincinnati...Played in 11 games as a junior, making 12 tackles (three) and recording half a sack...Also recovered a fumble...Had a tackle in the Sun Bowl against UCLA...As a sophomore, played in all 13 games, making one start...Played primarily on special teams, seeing action on 83 defensive snaps...Finished the year with seven tackles (two) and two quarterback hits...Saw extensive action on special teams against Rutgers in the Russell Athletic Bowl...As a redshirt freshman in 2011, played in all 14 games, mostly on special teams...Also saw action on 13 defensive snaps...Saw his first collegiate action against Appalachian State, notching a tackle...Worked 15 snaps on special teams coverage in the ACC Championship Game against Clemson...Redshirted in 2010 due to a hamstring injury suffered during the preseason...Majoring in marketing management...Attended Loudoun County High School in Leesburg, Va. ...Named first-team all-state by The Associated Press and VHSCA for the Group AA level...A first-team All-Met selection by The Washington Post...Finished his career with 27 straight double-digit tackling performances...Posted 173 tackles as a senior, including 24 for loss and 11 sacks...Also forced 12 fumbles...On offense, had 36 receptions for 481 yards...A postseason Super-Prep All-American...Father, Gregg, is St. Louis Rams defensive coordinator.



Milton WILLIAMS III

17

WR | 6-2 | 220 | Rookie | Delaware State | 03/07/94

Signed by Oakland Raiders as an undrafted free agent, May 8, 2015...Waived by Raiders, May 12, 2015...Re-signed by Raiders as a free agent, May 27, 2015...Played four years at Delaware State, seeing action in 40 games...Totaled 126 career receptions for 1,612 yards and 11 TDs...As a senior, started all 12 games and posted 50 catches for 586 yards and five TDs...Named first-team preseason All-MEAC...Named to the FCS Preseason Collegiate Development Football League (CDFL) All-American Team...Hauled six receptions for 121 yards and one TD with a career-long 77-yard reception at Monmouth...Posted four catches for 90 yards at Delaware...Had five receptions for 75 yards and a season-high two TDs against Savannah State...Posted a season-high nine catches for 78 yards against Hampton...As a junior, played in 11 games and totaled a conference-leading 58 receptions for 888 yards with five TDs...Named All-MEAC First Team and Heritage Sports Radio Black College First Team...Had five games with at least 100 receiving yards...Tallied nine receptions for a career-high 179 yards, including a 72-yard TD, against Morgan State...Had a career-high 10 receptions for 112 yards against Delaware...Hauled in nine passes for 105 and one TD against Towson...Had five catches for 107 yards and one TD against Howard...Tallied six catches for 100 yards, including a 43-yard grab, against North Carolina A&T...Credited with three catches for 62 yards and one TD against Florida A&M...Played in five games as a sophomore...Had three catches for 26 yards...Caught two passes for 17 yards against North Carolina A&T...Played in nine games as a true freshman...Ranked fourth on the team with 15 catches for 112 yards with one TD...Had three receptions for a team-high 44 yards in collegiate debut at Delaware...Posted five catches for 27 yards at South Carolina State...Recorded four catches for 22 yards and first-career TD at Florida A&M...Attended Frederick Douglass High School in Washington D.C. ...Named 2010 Prince George County All-League as a senior...Also named Gazette Prince George News All-County and ESPN Rise State Small School All-Star...A Chick-Fil-A Challenge All-Star selection and Maryland Crab Bowl All-Star...Led team to an 8-2 record and state tournament berth as a senior in 2010...Had an 18-yard TD reception in Crab Bowl All-Star Game...Had 18 receptions for 208 yards as a junior...Grandfather, Milton D. Williams, Sr., played football at Temple.



Austin WILLIS

13

WR | 5-9 | 175 | Rookie | Emporia State | 04/13/92

Signed by Oakland Raiders as an undrafted free agent, May 11, 2015...Signed by Raiders after participating on a tryout basis at the team's rookie mini-camp in May...In four seasons at Emporia State, totaled 127 receptions for 2,002 yards and 18 TDs...Garnered second-team All-Mid-America Intercollegiate Athletic Association honors as a senior...Ranked second on team with 56 receptions for 757 yards and six TDs...Paced team in receiving yardage and TDs...Named to USA College Football preseason All-American watch list...Posted three straight 100-yard receiving games to start the season...Hauled in five passes for 126 yards and one TD in the season opener against Missouri Southern State...Totaled eight catches for 178 yards and two TDs at Central Missouri...Recorded seven receptions for 125 yards and one TD against Central Oklahoma...Notched four catches for 90 yards and two TDs at Northeastern State...Had a season-high nine grabs for 72 yards at Missouri Western...Returned a kickoff 89 yards for a TD at Nebraska-Kearney...Totaled seven kickoff returns for 190 yards and one TD on the season...As a junior, earned second-team All-MIAA honors despite missing two games due to injury...Totaled 45 catches for 911 yards and 10 TDs...Ranked 23rd in the nation with 101.2 receiving yards per game...Had 15 receptions that went for 25-or-more yards...Also hauled in seven passes for 50-or-more yards...Five TD receptions went for 50-or-more yards...Had a 55-yard TD catch against Minnesota-Duluth in the NCAA playoffs...As a sophomore, recorded 26 catches for 326 yards and six TDs...Recorded a 74-yard TD reception against Southwest Baptist...Had three catches for 28 yards and one TD at Washburn...As a freshman, played in seven games and had one reception for eight yards...Also participated as a member of the track team...Attended Shawnee High School in Topeka, Kan. ...A second-team All-Centennial League pick at both wide receiver and linebacker...Totaled 48 receptions for 502 yards and three TDs...Also credited with 72 tackles, including six tackles for loss.

POSITIONAL ROSTER

OFFENSE

#	Player	Pos
OFFENSIVE LINE		
61	Rodney Hudson	C
63	Lamar Mady	G
65	Dan Kistler	T
66	Gabe Jackson	G
67	Quinterrius Eatmon	T/G
68	Jon Feliciano	G/C
69	Khalif Barnes	T/G
70	Tony Bergstrom	G
71	Menelik Watson	T
72	Donald Penn	T
73	Matt McCants	T/G
74	Mitch Bell	G
76	J' Marcus Webb	G/T
77	Austin Howard	T
79	Anthony Morris	T
TIGHT ENDS		
81	Mychal Rivera	TE
82	Gabe Holmes	TE
86	Lee Smith	TE
87	Brian Leonhardt	TE
88	Clive Walford	TE
WIDE RECEIVERS		
10	Seth Roberts	WR
12	Brice Butler	WR
13	Austin Willis	WR
15	Michael Crabtree	WR
16	Trindon Holliday	WR/RS
17	Milton Williams III	WR
18	Andre Holmes	WR
19	Josh Harper	WR
80	Rod Streater	WR
83	Kris Durham	WR
85	Kenbrell Thompson	WR
89	Amari Cooper	WR
RUNNING BACKS		
22	Taiwan Jones	RB
26	Roy Helu, Jr.	RB
28	Latavius Murray	RB
33	Trent Richardson	RB
34	George Atkinson III	RB
40	Michael Dyer	RB
45	Marcel Reece	FB
49	Jamize Olawale	FB/RB
QUARTERBACKS		
4	Derek Carr	QB
8	Cody Fajardo	QB
9	Christian Ponder	QB
14	Matt McGloin	QB

DEFENSE

#	Player	Pos
DEFENSIVE LINE		
54	Gary Wilkins	DE
75	Shelby Harris	DE
78	Justin Ellis	DT
90	Dan Williams	DT
91	Justin Tuck	DE
92	Stacy McGee	DT
93	Ricky Lumpkin	DT
94	Max Valles	DE
95	Benson Mayowa	DE
96	Denico Autry	DE
97	Mario Edwards Jr.	DE
98	C.J. Wilson	DL
99	Leon Orr	DT
LINEBACKERS		
46	Horace Miller	LB
47	Josh Shirley	LB
48	Spencer Hadley	LB
50	Curtis Lofton	LB
51	Ben Heeney	LB
52	Khalil Mack	LB
53	Malcolm Smith	LB
55	Sio Moore	LB
56	Chase Williams	LB
57	Ray-Ray Armstrong	LB
58	Neiron Ball	LB
DEFENSIVE BACKS		
20	Nate Allen	S
21	Dexter McDonald	CB
23	Jonathan Dowling	S
24	Charles Woodson	S
25	DJ Hayden	CB
29	Brandian Ross	S
30	SaQwan Edwards	CB
31	Neiko Thorpe	CB
32	Rob Daniel	CB
35	Chimdi Chekwa	CB
36	Ras-I Dowling	DB
37	Tevin McDonald	S
38	TJ Carrie	CB
39	Keith McGill	CB
41	James Dockery	CB
42	Larry Asante	S
43	Jimmy Hall	S
SPECIALISTS		
2	Steven Clark	P
6	Giorgio Tavecchio	K
7	Marquette King	P
11	Sebastian Janikowski	K
59	Jon Condo	LS
RESERVE/INJURED		
84	Andre Debose	WR

ALPHABETICAL ROSTER

#	Player	Pos	Ht	Wt	Birth Date	Age	NFL Exp	College	Hometown	How Acq.
20	Allen, Nate	S	6-0	210	11/30/87	27	6	South Florida	Cape Coral, Fla.	UFA-'15 (Phi.)
57	Armstrong, Ray-Ray	LB	6-3	220	03/05/91	24	3	Miami (Fla.)	Sanford, Fla.	W-'14 (StL.)
42	Asante, Larry	S	6-0	210	03/07/88	27	4	Nebraska	Alexandria, Va.	FA-'14
34	Atkinson III, George	RB	6-1	220	11/29/92	22	1	Notre Dame	Stockton, Calif.	FA-'14
96	Autry, Denico	DE	6-5	270	07/15/90	24	2	Mississippi State	Albemarle, N.C.	FA-'14
58	Ball, Neiron	LB	6-3	235	08/20/92	22	R	Florida	Jackson, Ga.	D5b-'15
69	Barnes, Khalif	T/G	6-6	320	04/21/82	33	11	Washington	Spring Valley, Calif.	UFA-'09 (Jac.)
74	Bell, Mitch	G	6-3	345	09/12/92	22	R	Louisiana Tech	Houston, Texas	FA-'15
70	Bergstrom, Tony	G	6-5	315	08/06/86	28	4	Utah	Salt Lake City, Utah	D3-'12
12	Butler, Brice	WR	6-3	215	01/29/90	25	3	San Diego State	Norcross, Ga.	D7a-'13
4	Carr, Derek	QB	6-3	215	03/28/91	24	2	Fresno State	Bakersfield, Calif.	D2-'14
38	Carrie, TJ	CB	6-0	205	07/28/90	24	2	Ohio	Antioch, Calif.	D7a-'14
35	Chekwa, Chimdi	CB	6-0	190	01/07/88	27	4	Ohio State	Clermont, Fla.	FA-'15
2	Clark, Steven	P	6-6	230	07/20/91	23	1	Auburn	Kansas City, Mo.	FA-'15
59	Condo, Jon	LS	6-3	240	08/26/81	33	9	Maryland	Phillipsburg, Pa.	FA-'06
89	Cooper, Amari	WR	6-1	210	06/17/94	21	R	Alabama	Miami, Fla.	D1-'15
15	Crabtree, Michael	WR	6-1	215	09/14/87	27	7	Texas Tech	Dallas, Texas	UFA-'15 (SF)
32	Daniel, Rob	CB	6-1	210	10/01/91	23	R	BYU	San Jose, Calif.	FA-'15
41	Dockery, James	CB	6-1	185	11/09/88	26	5	Oregon State	Palm Desert, Calif.	UFA-'15 (Car.)
23	Dowling, Jonathan	S	6-3	190	12/08/91	23	2	Western Kentucky	Bradenton, Fla.	D7c-'14
36	Dowling, Ras-I	DB	6-1	200	05/09/88	27	3	Virginia	Chesapeake, Va.	FA-'14
83	Durham, Kris	WR	6-5	215	03/17/88	27	4	Georgia	Calhoun, Ga.	FA-'15
40	Dyer, Michael	RB	5-9	220	10/13/90	24	R	Louisville	Little Rock, Ark.	FA-'15
67	Eatmon, Quinterrius	T/G	6-6	310	12/04/91	23	R	South Florida	Prichard, Ala.	FA-'15
30	Edwards, SaQwan	CB	6-0	200	05/13/92	23	R	New Mexico	Houston, Texas	FA-'15
97	Edwards Jr., Mario	DE	6-3	280	01/25/94	21	R	Florida State	Gautier, Miss.	D2-'15
78	Ellis, Justin	DT	6-2	335	12/27/90	24	2	Louisiana Tech	Monroe, La.	D4a-'14
8	Fajardo, Cody	QB	6-2	225	03/29/92	23	R	Nevada	Brea, Calif.	FA-'15
68	Feliciano, Jon	G/C	6-4	325	02/10/92	23	R	Miami (Fla.)	Davie, Fla.	D4-'15
48	Hadley, Spencer	LB	6-1	230	10/30/89	25	1	BYU	Connell, Wash.	FA-'14
43	Hall, Jimmy	S	6-1	230	11/18/91	23	R	Northwestern	Toledo, Ohio	FA-'15
19	Harper, Josh	WR	6-1	185	12/01/91	23	R	Fresno State	Stockton, Calif.	FA-'15
75	Harris, Shelby	DE	6-2	290	08/11/91	23	1	Illinois State	Milwaukee, Wis.	D7b-'14
25	Hayden, DJ	CB	5-11	190	06/27/90	25	3	Houston	Houston, Texas	FA-'13
51	Heeney, Ben	LB	6-0	230	05/13/92	23	R	Kansas	Hutchinson, Kan.	D5a-'15
26	Helu, Jr., Roy	RB	5-11	220	12/07/88	26	5	Nebraska	Danville, Calif.	UFA-'15 (Was.)
16	Holliday, Trindon	WR/RS	5-5	165	04/27/86	29	6	LSU	Baton Rouge, La.	FA-'15
18	Holmes, Andre	WR	6-4	210	06/16/88	27	4	Hillsdale	Elk Grove, Ill.	W-'13 (NE)
82	Holmes, Gabe	TE	6-5	255	03/29/91	24	R	Purdue	Miramar, Fla.	FA-'15
77	Howard, Austin	T	6-7	330	03/22/87	28	6	Northern Iowa	Davenport, Iowa	UFA-'14 (NYI)
61	Hudson, Rodney	C	6-2	300	07/12/89	25	5	Florida State	Mobile, Ala.	UFA-'15 (KC)
66	Jackson, Gabe	G	6-3	335	07/12/91	23	2	Mississippi State	Liberty, Miss.	D3-'14
11	Janikowski, Sebastian	K	6-1	265	03/02/78	37	16	Florida State	Daytona Beach, Fla.	D1-'00
22	Jones, Taiwan	RB	6-0	195	07/26/88	26	5	Eastern Washington	Antioch, Calif.	D4b-'11
7	King, Marquette	P	6-0	185	10/26/88	26	4	Fort Valley State	Macon, Ga.	FA-'12
65	Kistler, Dan	T	6-7	315	03/30/91	24	1	Montana	Seattle, Wash.	FA-'14
87	Leonhardt, Brian	TE	6-5	255	04/02/90	25	2	Bemidji State	Blaine, Minn.	FA-'13
50	Lofton, Curtis	LB	6-0	245	06/02/86	29	8	Oklahoma	Kingfisher, Okla.	FA-'15
93	Lumpkin, Ricky	DT	6-3	300	09/07/88	26	1	Kentucky	Mount Holly, N.J.	FA-'13
52	Mack, Khalil	LB	6-3	250	02/22/91	24	2	Buffalo	Fort Pierce, Fla.	D1-'14
63	Mady, Lamar	G	6-2	315	12/13/90	24	2	Youngstown State	Topeka, Kan.	FA-'13
95	Mayowa, Benson	DE	6-3	240	08/03/91	23	3	Idaho	Inglewood, Calif.	W-'14 (Sea.)
73	McCants, Matt	T/G	6-6	310	08/18/89	25	3	UAB	Mobile, Ala.	FA-'13
21	McDonald, Dexter	CB	6-1	200	11/30/91	23	R	Kansas	Kansas City, Mo.	D7c-'15
37	McDonald, Tevin	S	5-11	195	07/17/92	22	R	Eastern Washington	Fresno, Calif.	FA-'15
92	McGee, Stacy	DT	6-3	310	01/17/90	25	3	Oklahoma	Muskogee, Okla.	D6d-'13
39	McGill, Keith	CB	6-3	210	03/09/89	26	2	Utah	La Mirada, Calif.	D4b-'14
14	McGloin, Matt	QB	6-1	210	12/02/89	25	3	Penn State	Scranton, Pa.	FA-'13
46	Miller, Horace	LB	6-1	240	08/28/90	24	1	UTEP	Baltimore, Md.	FA-'15
55	Moore, Sio	LB	6-1	245	05/02/90	25	3	Connecticut	Cary, N.C.	D3-'13
79	Morris, Anthony	T	6-7	300	03/25/92	23	R	Tennessee State	Memphis, Tenn.	D7a-'15
28	Murray, Latavious	RB	6-3	230	03/18/90	25	3	UCF	Nedrow, N.Y.	D6b-'13
49	Olawale, Jamize	FB/RB	6-1	240	04/17/89	26	3	North Texas	Long Beach, Calif.	FA-'12
99	Orr, Leon	DT	6-5	320	02/11/92	23	R	Florida	New Port Richey, Fla.	FA-'15
72	Penn, Donald	T	6-4	315	04/27/83	32	10	Utah State	Inglewood, Calif.	FA-'14
9	Ponder, Christian	QB	6-2	230	02/25/88	27	5	Florida State	Colleyville, Texas	UFA-'15 (Min.)
45	Reece, Marcel	FB	6-1	250	06/23/85	30	6	Washington	Inglewood, Calif.	FA-'08
33	Richardson, Trent	RB	5-9	230	07/10/90	24	4	Alabama	Pensacola, Fla.	FA-'15
81	Rivera, Mychal	TE	6-3	245	09/08/90	24	3	Tennessee	Valencia, Calif.	D6c-'13
10	Roberts, Seth	WR	6-2	195	02/22/91	24	1	West Alabama	Moultrie, Ga.	FA-'14

ALPHABETICAL ROSTER

#	Player	Pos	Ht	Wt	Birth Date	Age	NFL Exp	College	Hometown	How Acq.
29	Ross, Brandrian	S	6-0	190	09/28/89	25	4	Youngstown State	Meadowbrook, Va.	W-'14 (Mia.)
47	Shirley, Josh	LB	6-1	235	01/04/92	23	R	UNLV	Fontana, Calif.	FA-'15
86	Smith, Lee	TE	6-6	265	11/21/87	27	5	Marshall	Powell, Tenn.	UFA-'15 (Buf.)
53	Smith, Malcolm	LB	6-0	225	07/05/89	26	5	USC	Northridge, Calif.	UFA-'15 (Sea.)
80	Streater, Rod	WR	6-2	195	02/09/88	27	4	Temple	Burlington, N.J.	FA-'12
6	Tavecchio, Giorgio	K	5-10	180	07/16/90	24	1	California	Milan, Italy	FA-'15
85	Thompkins, Kenbrell	WR	6-1	195	07/29/88	26	3	Cincinnati	Miami, Fla.	W-'14 (NE)
31	Thorpe, Neiko	CB	6-1	200	02/01/90	25	3	Auburn	Tucker, Ga.	FA-'14
91	Tuck, Justin	DE	6-5	265	03/29/83	32	11	Notre Dame	Kellyton, Ala.	UFA-'14 (NYG)
94	Valles, Max	DE	6-4	250	08/05/94	20	R	Virginia	Sicklerville, N.J.	D6-'15
88	Walford, Clive	TE	6-4	250	10/01/91	23	R	Miami (Fla.)	Belle Glade, Fla.	D3-'15
71	Watson, Menelik	T	6-5	315	12/22/88	26	3	Florida State	Manchester, England	D2-'13
76	Webb, J'Marcus	G/T	6-7	330	08/08/88	26	5	West Texas A&M	Mesquite, Texas	FA-'15
54	Wilkins, Gary	DE	6-2	240	02/09/92	23	R	Furman	Covington, Ga.	FA-'15
56	Williams, Chase	LB	6-1	230	10/16/91	23	R	Virginia Tech	Leesburg, Va.	FA-'15
90	Williams, Dan	DT	6-2	330	06/01/87	28	6	Tennessee	Memphis, Tenn.	UFA-'15 (Ari.)
17	Williams III, Milton	WR	6-2	220	03/07/94	21	R	Delaware State	Washington, D.C.	FA-'15
13	Willis, Austin	WR	5-9	175	04/13/92	23	R	Emporia State	Topeka, Kan.	FA-'15
98	Wilson, C.J.	DL	6-3	290	03/30/87	28	6	East Carolina	Pinetown, N.C.	UFA-'14 (GB)
24	Woodson, Charles	S	6-1	210	10/07/76	38	18	Michigan	Fremont, Ohio	FA-'13
Reserve/Injured										
84	Debose, Andre	WR	6-0	190	09/12/90	24	R	Florida	Sanford, Fla.	D7b-'15



NUMERICAL ROSTER

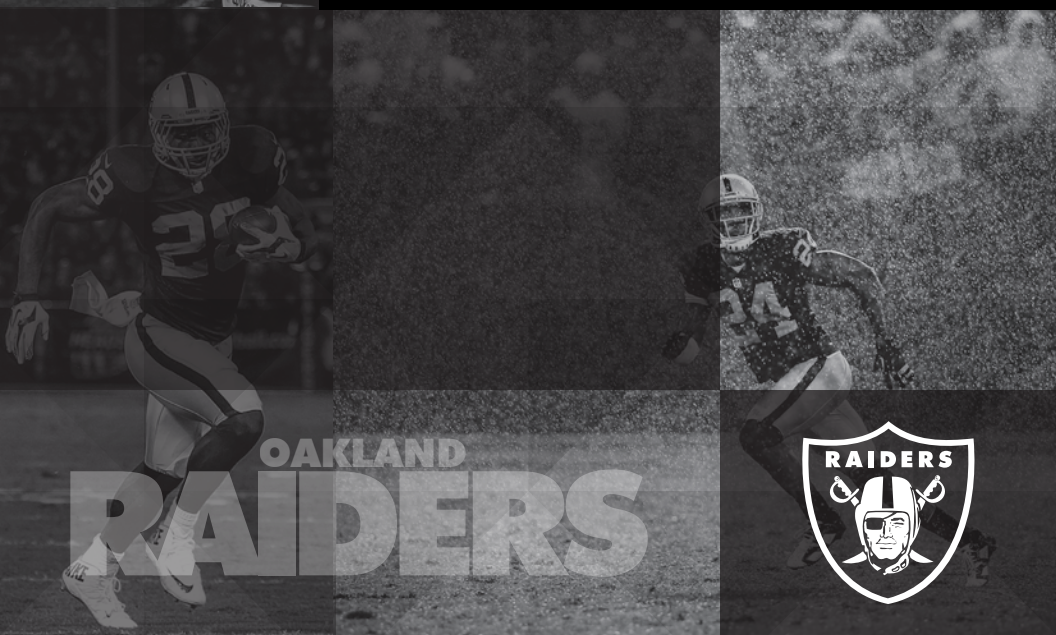
#	Player	Pos.	#	Player	Pos.
2	Steven Clark	P	52	Khalil Mack	LB
4	Derek Carr	QB	53	Malcolm Smith	LB
6	Giorgio Tavecchio	K	54	Gary Wilkins	DE
7	Marquette King	P	55	Sio Moore	LB
8	Cody Fajardo	QB	56	Chase Williams	LB
9	Christian Ponder	QB	57	Ray-Ray Armstrong	LB
10	Seth Roberts	WR	58	Neiron Ball	LB
11	Sebastian Janikowski	K	59	Jon Condo	LS
12	Brice Butler	WR	61	Rodney Hudson	C
13	Austin Willis	WR	63	Lamar Mady	G
14	Matt McGloin	QB	65	Dan Kistler	T
15	Michael Crabtree	WR	66	Gabe Jackson	G
16	Trindon Holliday	WR/RS	67	Quinterrius Eatmon	T/G
17	Milton Williams III	WR	68	Jon Feliciano	G/C
18	Andre Holmes	WR	69	Khalif Barnes	T/G
19	Josh Harper	WR	70	Tony Bergstrom	G
20	Nate Allen	S	71	Menelik Watson	T
21	Dexter McDonald	CB	72	Donald Penn	T
22	Taiwan Jones	RB	73	Matt McCants	T/G
23	Jonathan Dowling	S	74	Mitch Bell	G
24	Charles Woodson	S	75	Shelby Harris	DE
25	DJ Hayden	CB	76	J'Marcus Webb	G/T
26	Roy Helu, Jr.	RB	77	Austin Howard	T
28	Latavius Murray	RB	78	Justin Ellis	DT
29	Brandian Ross	S	79	Anthony Morris	T
30	SaQwan Edwards	CB	80	Rod Streater	WR
31	Neiko Thorpe	CB	81	Mychal Rivera	TE
32	Rob Daniel	CB	82	Gabe Holmes	TE
33	Trent Richardson	RB	83	Kris Durham	WR
34	George Atkinson III	RB	85	Kenbrell Thompkins	WR
35	Chimdi Chekwa	CB	86	Lee Smith	TE
36	Ras-I Dowling	DB	87	Brian Leonhardt	TE
37	Tevin McDonald	S	88	Clive Walford	TE
38	TJ Carrie	CB	89	Amari Cooper	WR
39	Keith McGill	CB	90	Dan Williams	DT
40	Michael Dyer	RB	91	Justin Tuck	DE
41	James Dockery	CB	92	Stacy McGee	DT
42	Larry Asante	S	93	Ricky Lumpkin	DT
43	Jimmy Hall	S	94	Max Valles	DE
45	Marcel Reece	FB	95	Benson Mayowa	DE
46	Horace Miller	LB	96	Denico Autry	DE
47	Josh Shirley	LB	97	Mario Edwards Jr.	DE
48	Spencer Hadley	LB	98	C.J. Wilson	DL
49	Jamize Olawale	FB/RB	99	Leon Orr	DT
50	Curtis Lofton	LB	Reserve/Injured		
51	Ben Heeney	LB	84	Andre Debose	WR

PRONOUNCIATION GUIDE

42	Larry Asante	ah-SAHN-tay	63	Lamar Mady	MAY-dee
96	Denico Autry	duh-KNEE-co	95	Benson Mayowa	may-OH-uh
58	Neiron Ball	nurr-ON	46	Horace Miller	ho-RACE
69	Khalif Barnes	kuh-LEEF	55	Sio Moore	SEE-oh
35	Chimdi Chekwa	CHIM-dee CHECK-wah	28	Latavius Murray	lah-TAY-vee-us
84	Andre Debose	DEE-bose	49	Jamize Olawale	juh-MAZE oh-lah-WALL-ee
36	Ras-I Dowling	roz-EYE	81	Mychal Rivera	MIKE-uhl
67	Quinterrius Eatmon	quinn-TAIR-ee-us	29	Brandian Ross	BRAN-don
30	SaQwan Edwards	SAY-kwon	6	Giorgio Tavecchio	JORE-gee-oh ta-VECK-ee-oh
8	Cody Fajardo	fuh-JAR-do	85	Kenbrell Thompkins	ken-BRELL
68	Jon Feliciano	fuh-LEE-see-ah-no	31	Neiko Thorpe	KNEE-co
26	Roy Helu, Jr.	huh-LOO	94	Max Valles	VALL-ess
11	Sebastian Janikowski	jan-ah-COW-skee	71	Menelik Watson	MEN-ah-lick
87	Brian Leonhardt	LEE-in-hart	76	J'Marcus Webb	juh-MAR-cuss
52	Khalil Mack	KAH-leel			



2014 YEAR IN REVIEW



OAKLAND
RAIDERS



PRESEASON	(2-2)	RESULT	ATTENDANCE
Fri., Aug. 8	at Minnesota Vikings	L, 6-10	51,752
Fri., Aug. 15	DETROIT LIONS	W, 27-26	50,511
Fri., Aug. 22	at Green Bay Packers	L, 21-31	73,907
Thu., Aug. 28	SEATTLE SEAHAWKS	W, 41-31	50,831

REGULAR SEASON	(3-13)	RESULT	ATTENDANCE
Sun., Sept. 7	at New York Jets	L, 14-19	78,160
Sun., Sept. 14	HOUSTON TEXANS	L, 14-30	54,063
Sun., Sept. 21	at New England Patriots	L, 9-16	68,756
Sun., Sept. 28	MIAMI DOLPHINS (LONDON)	L, 14-38	83,436
	Open Date		
Sun., Oct. 12	SAN DIEGO CHARGERS	L, 28-31	53,329
Sun., Oct. 19	ARIZONA CARDINALS	L, 13-24	52,101
Sun., Oct. 26	at Cleveland Browns	L, 13-23	67,431
Sun., Nov. 2	at Seattle Seahawks	L, 24-30	68,337
Sun., Nov. 9	DENVER BRONCOS	L, 17-41	54,803
Sun., Nov. 16	at San Diego Chargers	L, 6-13	66,720
Thu., Nov. 20	KANSAS CITY CHIEFS	W, 24-20	52,865
Sun., Nov. 30	at St. Louis Rams	L, 0-52	55,650
Sun., Dec. 7	SAN FRANCISCO 49ERS	W, 24-13	55,300
Sun., Dec. 14	at Kansas City Chiefs	L, 13-31	72,153
Sun., Dec. 21	BUFFALO BILLS	W, 26-24	53,436
Sun., Dec. 28	at Denver Broncos	L, 14-47	76,929

ATTENDANCE SUMMARY

Total preseason attendance: 227,001

Total regular season attendance: 1,240,470

Regular season home: 459,333

Regular season away: 554,136



	Raiders	Opponent
TOTAL FIRST DOWNS	248	320
Rushing	56	95
Passing	173	190
Penalty	19	35
3rd Down: Made/Att	80/236	85/221
3rd Down Pct.	33.9	38.5
4th Down: Made/Att	9/15	4/9
4th Down Pct.	60.0	44.4
POSSESSION AVG.	28:20	31:40
TOTAL NET YARDS	4,515	5,721
Avg. Per Game	282.2	357.6
Total Plays	994	1041
Avg. Per Play	4.5	5.5
NET YARDS RUSHING	1,240	1,911
Avg. Per Game	77.5	119.4
Total Rushes	337	481
NET YARDS PASSING	3,275	3,810
Avg. Per Game	204.7	238.1
Sacked/Yards Lost	28/181	22/157
Gross Yards	3,456	3,967
Att./Completions	629/365	538/343
Completion Pct.	58.0	63.8
Had Intercepted	16	9
PUNTS/AVERAGE	109/45.2	83/43.8
NET PUNTING AVG.	109/40.0	83/38.7
PENALTIES/YARDS	116/939	116/941
FUMBLES/BALL LOST	28/13	19/5
TOUCHDOWNS	28	51
Rushing	4	17
Passing	22	29
Returns	2	5

SCORE BY PERIODS	Q1	Q2	Q3	Q4	OT	PTS
RAIDERS	50	60	56	87	0	253
OPPONENTS	116	127	106	103	0	452

SCORING	TD	Ru	Pa	Rt	K-PAT	FG	S	PTS
Janikowski	0	0	0	0	28/28	19/22	0	85
J. Jones	6	0	6	0			0	36
Holmes	4	0	4	0			0	24
Rivera	4	0	4	0			0	24
Butler	3	0	2	1			0	18
McFadden	2	2	0	0			0	12
Murray	2	2	0	0			0	12
Olawale	2	0	2	0			0	12
Leonhardt	1	0	1	0			0	6
McGloin	1	0	0	1			0	6
Penn	1	0	1	0			0	6
Reece	1	0	1	0			0	6
Streater	1	0	1	0			0	6
TEAM	28	4	22	2	28/28	19/22	0	253
OPPONENTS	51	17	29	5	50/50	32/38	0	452

RUSHING	No.	Yds	Avg	Long	TD
McFadden	155	534	3.4	25	2
Murray	82	424	5.2	90t	2
Jones-Drew	43	96	2.2	13	0
Carr	29	92	3.2	41	0
Reece	21	85	4.0	11	0
Thompkins LG	2	5	2.5	7	0
Thompkins TM	2	5	2.5	7	0
McGloin	2	3	1.5	3	0
D. Moore	1	1	1.0	1	0
Olawale	2	0	0.0	0	0
TEAM	337	1,240	3.7	90t	4
OPPONENTS	481	1,911	4.0	89t	17

PASSING	Att	Cmp	Yds	Cmp%	Yds/Att	TD	TD%	Int	Int%	Long	Sack/Lost	Rating
Carr	599	348	3270	58.1	5.46	21	3.5	12	2.0	77t	24/ 149	76.6
McGloin	19	12	129	63.2	6.79	1	5.3	2	10.5	29	1/8	61.0
Schaub	10	5	57	50.0	5.70	0	0.0	2	20.0	16	3/24	27.9
McFadden	1	0	0	0.0	0.00	0	0.0	0	0.0	---	0/0	39.6
TEAM	629	365	3,456	58.0	5.49	22	3.5	16	2.5	77t	28/181	74.4
OPPONENTS	538	343	3,967	63.8	7.37	29	5.4	9	1.7	70t	22/157	96.9

RECEIVING	No.	Yds	Avg	Long	TD
J. Jones	73	666	9.1	42	6
Rivera	58	534	9.2	33	4
Holmes	47	693	14.7	77t	4
Reece	37	265	7.2	19	1
McFadden	36	212	5.9	23	0
Butler	21	280	13.3	55	2
Thompkins LG	21	262	12.5	50	0
Thompkins TM	15	209	13.9	50	0
Murray	17	143	8.4	46	0
V. Brown	12	118	9.8	20	0
D. Moore	12	115	9.6	28	0
Jones-Drew	11	71	6.5	12	0
Streater	9	84	9.3	17	1
Leonhardt	6	35	5.8	12	1
Olawale	5	18	3.6	7	2
Ausberry	2	14	7.0	7	0
G. Jackson	2	-5	-2.5	1	0
Penn	1	3	3.0	3t	1
Barnes	1	1	1.0	1	0
TEAM	365	3,456	9.5	77t	22
OPPONENTS	343	3,967	11.6	70t	29

INTERCEPTIONS	No.	Yds	Avg	Long	TD
Woodson	4	35	8.8	30	0
Ross LG	2	7	3.5	7	0
Ross TM	2	7	3.5	7	0
Carrie	1	28	28.0	28	0
Tuck	1	7	7.0	7	0
Hayden	1	-1	-1.0	-1	0
TEAM	9	76	8.4	30	0
OPPONENTS	16	357	22.3	65	2

PUNTING	No.	Yds	Avg	Net	TB	In	Lg	B
King	109	4,930	45.2	40.0	3	31	62	0
TEAM	109	4,930	45.2	40.0	3	31	62	0
OPPONENTS	83	3,634	43.8	38.7	8	34	69	1

PUNT RETURNS	Ret	FC	Yds	Avg	Long	TD
Carrie	26	11	195	7.5	27	0
D. Moore	8	6	38	4.8	23	0
Woodson	3	0	28	9.3	23	0
TEAM	37	17	261	7.1	27	0
OPPONENTS	47	33	513	10.9	81t	1

KICKOFF RETURNS	No.	Yds	Avg	Long	TD
Murray	19	429	22.6	38	0
Carrie	15	362	24.1	42	0
Atkinson	7	134	19.1	28	0
McFadden	3	59	19.7	23	0
Thompkins LG	3	43	14.3	21	0
Thompkins TM	3	43	14.3	21	0
TEAM	47	1,027	21.9	42	0
OPPONENTS	21	683	32.5	76	0

FIELD GOALS	1-19	20-29	30-39	40-49	50+
Janikowski	0/0	2/2	5/5	9/10	3/5
TEAM	0/0	2/2	5/5	9/10	3/5
OPPONENTS	0/0	10/11	10/10	8/13	4/4
Janikowski: (((49G,37G,47G))((53N)(29G,53G)(46G,38G)(48G,51N)(41G)(42G,25G)(40G))((57G)(53G,33G)(45G,36G,38G,49G,48N))					
OPP: (45G,42G)(33G,39G,46G,27B)(21G,20G,36G)(41G)(30G)(41G)(52G,33G,26G)(34G,46N,30G,40G)(20G,28G)(23G,48N,52G)(24G,25G)(38G)(52G,20G,47N)(44N,41G,47N)(54G)(49G,36G,35G,21G)					

DEFENSE Player	TACKLES				INTERCEPTIONS					FUMBLES			
	Total	Solo	Asst	Sk	Yds	No	Yds	Lg	TD	PD	FF	FR	Yds
Charles Woodson	160	105	55	1.0	10.0	4	35	30	0	9	0	1	0
Miles Burris	159	87	72	0.0	0.0	0	0	0	0	4	0	0	0
Sio Moore	112	79	33	3.0	21.0	0	0	0	0	2	1	0	0
Khalil Mack	84	59	25	4.0	29.0	0	0	0	0	4	1	0	0
Brandian Ross	68	47	21	0.0	0.0	2	7	0	0	8	1	0	0
Tarell Brown	66	48	18	0.0	0.0	0	0	0	0	16	0	0	0
Justin Tuck	51	34	17	5.0	34.0	1	7	7	0	6	2	0	0
TJ Carrie	48	40	8	0.0	0.0	1	28	0	0	12	1	1	0
DJ Hayden	45	37	8	0.0	0.0	1	-1	0	0	16	0	0	0
Carlos Rogers	45	32	13	0.0	0.0	0	0	0	0	3	1	0	0
Justin Ellis	39	21	18	0.0	0.0	0	0	0	0	1	0	0	0
Antonio Smith	36	19	17	3.0	15.0	0	0	0	0	0	1	0	0
Pat Sims	36	16	20	0.0	0.0	0	0	0	0	1	0	0	0
C.J. Wilson	34	22	12	2.0	14.0	0	0	0	0	0	0	1	21
Tyvon Branch	34	21	13	1.0	19.0	0	0	0	0	1	0	0	0
Usama Young	29	19	10	1.0	11.0	0	0	0	0	2	0	0	0
Ray-Ray Armstrong	25	15	10	0.0	0.0	0	0	0	0	1	1	0	0
Larry Asante	23	18	5	0.0	0.0	0	0	0	0	0	1	0	0
Kaluka Maiava	16	5	11	0.0	0.0	0	0	0	0	0	0	0	0
Benson Mayowa	15	10	5	1.0	2.0	0	0	0	0	1	0	0	0
Denico Autry	13	8	5	0.0	0.0	0	0	0	0	0	0	0	0
Keith McGill	12	6	6	0.0	0.0	0	0	0	0	4	0	1	18
LaMarr Woodley	11	6	5	0.0	0.0	0	0	0	0	1	0	0	0
Bojay Filimoeatu	11	3	8	0.0	0.0	0	0	0	0	0	0	0	0
Ricky Lumpkin	9	6	3	1.0	2.0	0	0	0	0	0	0	0	0
Chance Casey	7	5	2	0.0	0.0	0	0	0	0	1	0	0	0
Chimdi Chekwa	5	4	1	0.0	0.0	0	0	0	0	2	0	0	0
Stacy McGee	5	3	2	0.0	0.0	0	0	0	0	0	0	0	0
Jonathan Dowling	3	2	1	0.0	0.0	0	0	0	0	0	0	0	0
Ras-I Dowling	3	2	1	0.0	0.0	0	0	0	0	0	0	0	0
Neiko Thorpe	2	1	1	0.0	0.0	0	0	0	0	3	0	0	0
Jamar Chaney	2	1	1	0.0	0.0	0	0	0	0	0	0	0	0
Shelby Harris	2	1	1	0.0	0.0	0	0	0	0	0	0	0	0
Totals	1,210	782	428	22.0	157.0	9	76	30	0	98	10	4	39

SPECIAL TEAMS

Player	Total	Solo	Asst	FF	FR	Blk
Chimdi Chekwa	9	9	0	0	0	0
Jamize Olawale	7	7	0	1	0	0
Neiko Thorpe	6	6	0	0	0	0
Larry Asante	5	5	0	0	0	0
Marcel Reece	5	4	1	0	0	0
Brian Leonhardt	4	4	0	1	0	0
Jonathan Dowling	3	3	0	0	0	0
Ray-Ray Armstrong	3	3	0	0	0	0
Latavius Murray	3	3	0	0	0	0
Jamar Chaney	3	3	0	0	0	0
Keith McGill	3	3	0	0	0	0
Kaluka Maiava	3	2	1	0	0	0
Bojay Filimoeatu	3	2	1	0	0	0
Denico Autry	2	2	0	0	0	1
Chance Casey	2	2	0	0	0	0
Benson Mayowa	2	2	0	0	0	0
Andre Holmes	2	1	1	0	0	0
Jon Condo	2	0	2	0	1	0
Usama Young	1	1	0	0	0	0
Tyvon Branch	1	1	0	0	0	0
Mychal Rivera	1	1	0	0	0	0
Terrell Brown	1	1	0	0	0	0
Marquette King	1	1	0	0	0	0
George Atkinson III	1	1	0	0	0	0
Brandian Ross	1	1	0	0	0	0
Sebastian Janikowski	1	1	0	0	0	0
Miles Burris	1	0	1	0	0	0
TJ Carrie	0	0	0	0	1	0
Justin Tuck	0	0	0	0	0	1
Totals	77	70	7	2	2	2

2014 PLAYER PARTICIPATION

Player	9/7 at NYJ	9/14 Hou.	9/21 at NE	9/28 Mia.	10/12 SD	10/19 Ari.	10/26 at Cle.	11/2 at Sea.	11/9 vs. Den.	11/16 at SD	11/20 KC	11/30 at StL	12/7 vs. SF	12/14 at KC	12/21 Buf.	12/28 at Den.	GP	GS	DNP	INA	
Armstrong	NOR	NOR	NOR	NOR	INA	X	X	X	X	X	X	X	X	X	WLB	WLB	11	3	0	1	
Asante	NOR	NOR	NOR	NOR	NOR	NOR	NOR	X	SS	X	SS	X	X	IR	IR	IR	6	2	0	0	
Atkinson III	PS	PS	PS	PS	PS	PS	PS	PS	PS	PS	PS	X	X	X	X	X	5	0	0	0	
Ausberry	X	X	X	X	X	X	INA	INA	INA	INA	IR	IR	IR	IR	IR	IR	6	0	0	5	
Autry	PS	PS	PS	PS	PS	PS	X	X	X	X	X	X	X	X	X	X	10	0	0	0	
Barnes	RT	RT	RT	RT	INA	INA	X	T	LG	LG	LG	LG	RT	RT	RT	RT	14	13	0	2	
Bergstrom	INA	INA	INA	INA	INA	INA	INA	INA	INA	INA	INA	INA	INA	INA	INA	INA	0	0	0	16	
Boothe	DNP	DNP	DNP	DNP	DNP	DNP	DNP	X	X	X	X	X	X	X	X	X	9	0	7	0	
Branch	SS	SS	SS	IR	IR	IR	IR	IR	IR	IR	IR	IR	IR	IR	IR	IR	3	3	0	0	
Brown	RCB	RCB	RCB	RCB	RCB	RCB	RCB	RCB	RCB	RCB	RCB	RCB	RCB	RCB	RCB	RCB	IR	14	14	0	0
Brown	NOR	NOR	X	X	INA	INA	INA	X	INA	X	X	X	X	X	INA	INA	7	0	0	7	
Burnett	IR	IR	NOR	NOR	NOR	NOR	NOR	NOR	NOR	NOR	NOR	NOR	NOR	NOR	NOR	NOR	0	0	0	0	
Burris	MLB	MLB	MLB	MLB	MLB	MLB	MLB	MLB	MLB	MLB	MLB	MLB	MLB	MLB	MLB	MLB	16	16	0	0	
Butler	INA	X	X	X	X	X	X	X	X	X	X	X	X	X	X	X	15	0	0	1	
Carr	QB	QB	QB	QB	QB	QB	QB	QB	QB	QB	QB	QB	QB	QB	QB	QB	16	16	0	0	
Carrie	X	X	X	X	CB	X	X	LCB	INA	CB	INA	X	X	X	RCB	INA	13	4	0	3	
Casey	NOR	NOR	NOR	NOR	NOR	NOR	NOR	NOR	NOR	NOR	NOR	NOR	NOR	NOR	X	CB	2	1	0	0	
Chaney	NOR	NOR	NOR	NOR	X	X	X	X	X	X	X	X	X	X	NOR	NOR	9	0	0	0	
Chekwa	INA	CB	INA	CB	X	X	X	INA	INA	X	X	X	X	X	INA	INA	10	2	0	6	
Condo	X	X	X	X	X	X	X	X	X	X	X	X	X	X	X	X	16	0	0	0	
J.Dowling	X	INA	X	X	INA	X	X	X	X	INA	INA	INA	IR	IR	IR	IR	7	0	0	5	
R.Dowling	PS	PS	PS	PS	PS	PS	PS	PS	PS	PS	PS	PS	PS	PS	X	X	3	0	0	0	
Ellis	X	X	NT	NT	NT	NT	NT	NT	NT	NT	NT	NT	NT	NT	NT	NT	16	14	0	0	
Filimoeatu	PS	X	X	X	X	X	INA	PS	PS	PS	PS	PS	PS	PS	X	X	8	0	0	1	
Hadley	PS	PS	PS	PS	PS	PS	PS	PS	PS	PS	PS	PS	PS	PS	PS	X	2	0	0	0	
Harris	INA	INA	PS	PS	PS	PS	PS	PS	PS	PS	PS	PS	PS	PS	PS	PS	1	0	0	2	
Hayden	PUP	PUP	PUP	PUP	PUP	PUP	X	X	LCB	LCB	LCB	LCB	LCB	LCB	LCB	LCB	10	8	0	0	
Holmes	X	X	X	WR	WR	WR	WR	WR	WR	WR	WR	WR	WR	WR	WR	WR	16	13	0	0	
Howard	RG	RG	RG	RG	RG	RG	RG	RG	RG	RG	RG	RG	RG	RG	RG	RG	16	16	0	0	
Jackson	LG	LG	LG	LG	LG	LG	LG	LG	INA	INA	INA	X	LG	LG	LG	LG	13	12	0	3	
Jackson	NOR	NOR	NOR	NOR	NOR	NOR	NOR	NOR	NOR	NOR	NOR	NOR	NOR	NOR	NOR	NOR	PS	0	0	0	0
Janikowski	X	X	X	X	X	X	X	X	X	X	X	X	X	X	X	X	16	0	0	0	
Jenkins	NOR	NOR	NOR	NOR	NOR	NOR	NOR	NOR	NOR	NOR	NOR	NOR	NOR	NOR	PS	PS	0	0	0	0	
Jones	X	X	X	WR	WR	WR	WR	X	X	WR	WR	WR	WR	WR	WR	WR	16	10	0	0	
Jones	X	IR	IR	IR	IR	IR	IR	IR	IR	IR	IR	IR	IR	IR	IR	IR	1	0	0	0	
Jones-Drew	RB	INA	INA	X	X	X	X	X	X	X	X	X	X	X	DNP	DNP	12	1	2	2	
Kasa	IR	IR	IR	IR	IR	IR	IR	IR	IR	IR	IR	IR	IR	IR	IR	IR	0	0	0	0	
Kearney	NOR	NOR	NOR	NOR	NOR	NOR	NOR	NOR	NOR	NOR	NOR	NOR	NOR	NOR	PS	PS	0	0	0	0	
King	X	X	X	X	X	X	X	X	X	X	X	X	X	X	X	X	16	0	0	0	
Kistler	PS	PS	PS	PS	PS	PS	PS	PS	PS	PS	PS	PS	PS	PS	PS	PS	0	0	0	0	



2014 PLAYER PARTICIPATION

Player	9/7 at NYJ	9/14 Hou.	9/21 at NE	9/28 Mia.	10/12 SD	10/19 Ari.	10/26 at Cle.	11/2 at Sea.	11/9 vs. Den.	11/16 at SD	11/20 KC	11/30 at STL	12/7 vs. SF	12/14 at KC	12/21 Buf.	12/28 at Den.	GP	GS	DNP	INA	
Leonhardt	X	X	X	X	X	X	X	TE	TE	X	TE	X	X	INA	INA	IR	12	3	0	3	
Lumpkin	PS	PS	PS	PS	PS	PS	PS	PS	PS	PS	PS	X	X	X	X	X	5	0	0	0	
Mack	SLB	SLB	SLB	SLB	SLB	SLB	SLB	SLB	SLB	SLB	SLB	SLB	SLB	SLB	SLB	SLB	16	16	0	0	
Mady	PS	PS	PS	PS	PS	PS	PS	PS	PS	PS	PS	PS	PS	PS	PS	PS	0	0	0	0	
Maiava	X	X	WLB	WLB	IR	IR	IR	IR	IR	IR	NOR	NOR	NOR	NOR	NOR	NOR	4	2	0	0	
Mayowa	X	X	X	X	X	X	LE	X	X	X	X	X	X	X	X	X	16	1	0	0	
McCants	INA	INA	INA	INA	X	X	INA	X	X	X	X	X	X	X	X	X	11	0	0	5	
McFadden	X	RB	RB	RB	RB	RB	RB	RB	RB	RB	RB	RB	RB	X	X	X	16	12	0	0	
McGee	X	X	X	X	X	X	X	X	X	X	X	INA	INA	INA	INA	INA	11	0	0	5	
McGill	X	X	X	X	INA	INA	INA	INA	X	X	X	X	X	X	X	RCB	12	1	0	4	
McGloin	INA	INA	DNP	X	INA	INA	INA	INA	INA	INA	INA	INA	INA	INA	DNP	DNP	1	0	3	12	
Moore	WR	X	WR	INA	X	X	X	X	X	X	X	INA	INA	INA	INA	INA	10	2	0	6	
Moore	WLB	WLB	INA	INA	WLB	WLB	WLB	WLB	WLB	WLB	WLB	WLB	WLB	WLB	INA	IR	11	11	0	3	
Murray	X	X	X	X	X	X	X	X	X	X	X	INA	X	RB	RB	RB	15	3	0	1	
Olawale	X	X	X	X	X	X	X	X	X	X	X	X	X	X	X	X	16	0	0	0	
Palardy	NOR	NOR	NOR	NOR	NOR	NOR	NOR	NOR	NOR	NOR	NOR	NOR	NOR	NOR	NOR	PS	0	0	0	0	
Penn	LT	LT	LT	LT	LT	LT	LT	LT	LT	LT	LT	LT	LT	LT	LT	LT	16	16	0	0	
Reece	FB	FB	FB	FB	FB	INA	FB	FB	FB	FB	FB	FB	FB	FB	FB	FB	15	15	0	1	
Rivera	TE	TE	TE	TE	TE	TE	X	X	X	X	X	TE	TE	TE	X	TE	16	10	0	0	
Roach	INA	INA	INA	INA	IR	IR	IR	IR	IR	IR	IR	IR	IR	IR	IR	IR	0	0	0	4	
Roberts	PS	PS	PS	PS	PS	PS	PS	PS	PS	PS	PS	PS	PS	PS	PS	PS	0	0	0	0	
Rogers	LCB	LCB	LCB	LCB	LCB	LCB	LCB	INA	INA	INA	INA	IR	IR	IR	IR	IR	7	7	0	4	
Ross	NOR	NOR	NOR	X	X	X	SS	SS	CB	SS	CB	SS	SS	SS	SS	SS	13	10	0	0	
Schaub	DNP	DNP	INA	INA	DNP	X	X	X	X	X	X	X	X	X	X	X	11	0	3	2	
Shaw	NOR	NOR	NOR	NOR	NOR	NOR	NOR	NOR	NOR	NOR	NOR	NOR	NOR	PS	PS	PS	0	0	0	0	
Sheets	IR	IR	IR	IR	IR	IR	IR	IR	IR	IR	IR	IR	IR	IR	IR	IR	0	0	0	0	
Simonson	PS	PS	PS	PS	PS	PS	PS	PS	PS	PS	PS	PS	X	X	X	X	4	0	0	0	
Sims, Pat	NT	NT	X	X	X	X	X	X	X	X	X	X	X	X	X	X	16	2	0	0	
Smith	DT	DT	DT	DT	DT	DT	DT	DT	DT	DT	DT	DT	DT	DT	DT	DT	16	16	0	0	
Streater	WR	WR	WR	INA	IR	IR	IR	IR	IR	IR	IR	IR	IR	IR	IR	IR	3	3	0	1	
Thompkins	NOR	NOR	NOR	NOR	X	WR	WR	X	WR	WR	X	X	X	X	WR	WR	12	6	0	0	
Thorpe	X	X	X	X	X	X	X	X	X	X	X	X	INA	INA	X	X	14	0	0	2	
Tuck	LE	LE	LE	X	X	INA	X	LE	LE	LE	LE	LE	LE	LE	LE	LE	15	12	0	1	
Watson	NOR	NOR	NOR	NOR	NOR	NOR	NOR	NOR	NOR	NOR	NOR	NOR	PS	PS	PS	PS	0	0	0	0	
Watson	X	OL	X	X	RT	RT	RT	RT	RT	RT	RT	RT	RT	INA	INA	INA	12	9	0	4	
C.J. Wilson	X	X	X	X	X	LE	RE	RE	X	X	X	RE	RE	RE	RE	RE	X	16	7	0	0
E. Wilson	NOR	NOR	NOR	NOR	NOR	NOR	NOR	NOR	NOR	NOR	NOR	NOR	NOR	PS	PS	PS	0	0	0	0	
Wisniewski	C	C	C	C	C	C	C	C	C	C	C	C	C	C	C	C	16	16	0	0	
Woodley	RE	X	RE	RE	RE	RE	IR	IR	IR	IR	IR	IR	IR	IR	IR	IR	6	5	0	0	
Woodson	FS	FS	FS	FS	FS	FS	FS	FS	FS	FS	FS	FS	FS	FS	FS	FS	16	16	0	0	
Young	X	X	X	SS	SS	SS	IR	IR	IR	IR	IR	IR	IR	IR	IR	IR	6	3	0	0	



WEEK 1



OAKLAND RAIDERS 14 NEW YORK JETS 19

Sept. 7, 2014 | MetLife Stadium | 78,160

Team	1	2	3	4	Final
Oakland	7	0	0	7	14
NY Jets	3	7	3	6	19

SCORING SUMMARY

Team	Qtr	Time	Play Description	Visitor	Home
NYJ	1	9:16	N. Folk 45 yd. Field Goal (10-33, 5:44)	0	3
Oak.	1	2:43	R. Streater 12 yd. pass from D. Carr (S. Janikowski kick) (6-28, 3:17)	7	3
NYJ	2	0:30	C. Johnson 5 yd. pass from G. Smith (N. Folk kick) (12-80, 4:01)	7	10
NYJ	3	2:38	N. Folk 42 yd. Field Goal (8-28, 4:46)	7	13
NYJ	4	8:03	C. Ivory 71 yd. run (pass failed) (1-71, 0:13)	7	19
Oak.	4	1:21	J. Jones 30 yd. pass from D. Carr (S. Janikowski kick) (6-73, 1:18)	14	19

TEAM STATS

	Raiders	Jets
First Downs	11	20
Time of Possession	25:10	34:50
Net Yards Rushing	25	212
Net Yards Passing	133	190
Total Net Yards	158	402
Penalties/Yards	4-20	11-105
Fumbles/Lost	1-0	2-1

INDIVIDUAL STATS

PASSING

Oak.: D. Carr 20-32-151 (2 TD)

NYJ: G. Smith 23-28-221 (1 TD, 1 INT), M. Vick 0-1-0

RUSHING

Oak.: D. McFadden 4-15, M. Jones-Drew 9-11, M. Reece 1-0, D. Carr 1-(-1)

NYJ: C. Ivory 10-102 (TD), C. Johnson 13-68, G. Smith 10-38, B. Powell 1-4

RECEIVING

Oak.: R. Streater 5-46 (TD), J. Jones 3-34 (TD), M. Rivera 3-31, M. Jones-Drew 2-12, D. Moore 2-8, M. Reece 2-1, B. Leonhardt 1-12, D. McFadden 1-6, G. Jackson 1-1

NYJ: E. Decker 5-74, J. Kerley 5-38, C. Johnson 5-23 (TD), J. Cumberland 4-50, J. Amaro 2-7, D. Nelson 1-17, G. Salas 1-12

INTERCEPTIONS

Oak.: C. Woodson 1-2

NYJ: None

SACKS

Oak.: S. Moore 1-12, T. Branch 1-19

NYJ: D. Landry 1-11, J. Babin 1-7

PUNTING

Oak.: M. King 9-401 (44.6)

NYJ: R. Quigley 5-221 (44.2)

PUNT RETURNS

Oak.: T. Carrie 1-7 (7.0)

NYJ: J. Saunders 2-15 (7.5)

KICKOFF RETURNS

Oak.: L. Murray 3-67 (22.3)

NYJ: S. Hakim 2-65 (32.5)



WEEK 2



HOUSTON TEXANS 30 OAKLAND RAIDERS 14

Sept. 14, 2014 | O.co Coliseum | 54,063

Team	1	2	3	4	Final
Houston	14	3	10	3	30
Oakland	0	0	0	14	14

SCORING SUMMARY

Team	Qtr	Time	Play Description	Visitor	Home
Hou.	1	9:37	J. Watt 1 yd. pass from R. Fitzpatrick (R. Bullock kick) (10-80, 5:23)	7	0
Hou.	1	0:05	A. Foster 5 yd. run (R. Bullock kick) (13-70, 8:07)	14	0
Hou.	2	10:31	R. Bullock 33 yd. Field Goal (5-9, 2:23)	17	0
Hou.	3	8:29	D. Hopkins 12 yd. pass from R. Fitzpatrick (R. Bullock kick) (5-21, 2:09)	24	0
Hou.	3	3:14	R. Bullock 39 yd. Field Goal (6-24, 3:53)	27	0
Oak.	4	14:07	D. McFadden 1 yd. run (S. Janikowski kick) (9-79, 4:07)	27	7
Hou.	4	4:46	R. Bullock 46 yd. Field Goal (14-52, 9:21)	30	7
Oak.	4	0:13	J. Jones 9 yd. pass from D. Carr	30	14

TEAM STATS

	Texans	Raiders
First Downs	20	22
Time of Possession	38:36	21:24
Net Yards Rushing	188	101
Net Yards Passing	139	263
Total Net Yards	327	364
Penalties/Yards	7-85	5-24
Fumbles/Lost	1-0	3-2

INDIVIDUAL STATS

PASSING

Hou.: R. Fitzpatrick 14-19-139 (2 TD)

Oak.: D. Carr 27-42-263 (1 TD, 2 INT)

RUSHING

Hou.: A. Foster 28-138 (TD), A. Blue 11-40, J. Grimes 3-9, R. Brown 3-2, R. Mallett 1-(-1)

Oak.: D. Carr 4-58, D. McFadden 12-37 (TD), L. Murray 1-6

RECEIVING

Hou.: A. Johnson 6-74, D. Hopkins 3-22 (TD), A. Foster 2-12, G. Graham 1-26, D. Johnson 1-4, J. Watt 1-1

Oak.: J. Jones 9-112 (TD), A. Holmes 5-45, M. Rivera 5-31, D. Moore 3-29, D. McFadden 2-31, M. Reece 1-11, R. Streater 1-6, B. Butler 1-(-2)

INTERCEPTIONS

Hou.: K. Jackson 1-65, B. Reed 1-4

Oak.: None

SACKS

Hou.: none

Oak.: none

PUNTING

Hou.: S. Lechler 2-100 (50.0)

Oak.: M. King 3-120 (40.0)

PUNT RETURNS

Hou.: D. Johnson 2-9 (4.5)

Oak.: T. Carrie 1-3

KICKOFF RETURNS

Hou.: K. Martin 1-0 (0.0)

Oak.: L. Murray 4-103 (25.8)

2014 GAME SUMMARIES



WEEK 3



OAKLAND RAIDERS 9 NEW ENGLAND PATRIOTS 16

Sept. 7, 2014 | MetLife Stadium | 78,160

Team	1	2	3	4	Final
Oakland	3	0	6	0	9
New England	0	10	0	6	16

SCORING SUMMARY

Team	Qtr	Time	Play Description	Visitor	Home
Oak.	1	4:37	S. Janikowski 49 yd. Field Goal (13-50, 6:10)	3	0
NE	2	4:14	R. Gronkowski 6 yd. pass from T. Brady (S. Gostkowski kick) (15-84, 6:43)	3	7
NE	2	0:00	S. Gostkowski 21 yd. Field Goal (10-48, 2:45)	3	10
Oak.	3	9:39	S. Janikowski 37 yd. Field Goal (7-29, 3:13)	6	10
Oak.	3	2:21	S. Janikowski 47 yd. Field Goal (9-57, 3:48)	9	10
NE	4	13:42	S. Gostkowski 20 yd. Field Goal (10-57, 3:39)	9	13
NE	4	6:20	S. Gostkowski 36 yd. Field Goal (12-63, 4:55)	9	16

TEAM STATS

	Raiders	Patriots
First Downs	14	21
Time of Possession	28:25	31:35
Net Yards Rushing	67	76
Net Yards Passing	174	221
Total Net Yards	241	297
Penalties/Yards	6-49	6-59
Fumbles/Lost	0-0	1-0

INDIVIDUAL STATS

PASSING

Oak.: D. Carr 21-34-174 (1 INT)
NE: T. Brady 24-37-234 (1 TD)

RUSHING

Oak.: D. McFadden 18-59, M. Reece 1-7, L. Murray 3-1
NE: S. Ridley 19-54, S. Vereen 7-20, J. Edelman 1-5, B. Bolden 2-4, T. Brady 3-(-7)

RECEIVING

Oak.: D. McFadden 4-6, J. Jones 3-43, R. Streater 3-32, D. Moore 3-23, M. Reece 3-19, M. Rivera 2-11, A. Holmes 1-29, B. Leonhardt 1-7, J. Olawale 1-4
NE: J. Edelman 10-84, B. LaFell 4-46, S. Vereen 4-17, R. Gronkowski 3-44 (TD), T. Wright 1-20, K. Thompkins 1-16, S. Ridley 1-7

INTERCEPTIONS

Oak.: None
NE: V. Wilfork 1-1

SACKS

Oak.: J. Tuck 1-5, C. Wilson 1-8
NE: None

PUNTING

Oak.: M. King 5-216 (43.2)
NE: R. Allen 5-240 (48.0)

PUNT RETURNS

Oak.: T. Carrie 4-36 (9.0)
NE: J. Edelman 1-7 (7.0)

KICKOFF RETURNS

Oak.: None
NE: M. Slater 1-26 (26.0)



WEEK 4



MIAMI DOLPHINS 38 OAKLAND RAIDERS 14

Sept. 28, 2014 | Wembley Stadium | 83,436

Team	1	2	3	4	Final
Miami	3	21	14	0	38
Oakland	7	0	0	7	14

SCORING SUMMARY

Team	Qtr	Time	Play Description	Visitor	Home
Oak.	1	9:38	B. Leonhardt 3 yd. pass from D. Carr (S. Janikowski kick) (10-74, 5:22)	0	7
Mia.	1	6:25	C. Sturgis 41 yd. Field Goal (8-47, 3:13)	3	7
Mia.	2	14:17	M. Wallace 13 yd. pass from R. Tannehill (C. Sturgis kick) (8-91, 3:46)	10	7
Mia.	2	9:15	L. Miller 9 yd. run (C. Sturgis kick) (7-63, 3:35)	17	7
Mia.	2	1:53	D. Sims 18 yd. pass from R. Tannehill (C. Sturgis kick) (9-90, 4:03)	24	7
Mia.	3	8:13	L. Miller 1 yd. run (C. Sturgis kick) (2-3, 0:28)	31	7
Mia.	3	3:59	C. Finnegan 50 yd. fumble return (C. Sturgis kick)	38	7
Oak.	4	8:36	A. Holmes 22 yd. pass from M. McGloin (S. Janikowski kick) (9-90, 3:14)	38	14

TEAM STATS

	Dolphins	Raiders
First Downs	24	17
Time of Possession	30:54	29:06
Net Yards Rushing	157	53
Net Yards Passing	278	264
Total Net Yards	435	317
Penalties/Yards	5-35	9-80
Fumbles/Lost	3-2	1-1

INDIVIDUAL STATS

PASSING

Mia.: R. Tannehill 23-31-278 (2 TD, 1 INT)
Oak.: D. Carr 16-25-146 (1 TD, 1 INT), M. McGloin 12-19-129 (1 TD, 1 INT)

RUSHING

Mia.: L. Miller 12-64 (2 TD), D. Thomas 5-35, R. Tannehill 5-35, D. Williams 6-23, O. Darkwa 4-2, M. Wallace 1-0, M. Moore 2-(-2)
Oak.: D. McFadden 11-40, D. Carr 2-9, M. McGloin 2-3, M. Jones-Drew 2-1, J. Olawale 1-0

RECEIVING

Mia.: B. Hartline 6-74, J. Landry 4-38, M. Wallace 3-35 (TD), C. Clay 2-32, R. Matthews 2-27, B. Gibson 2-26, L. Miller 2-3
Oak.: J. Jones 6-83, A. Holmes 5-74 (TD), D. McFadden 4-32, V. Brown 3-22, B. Butler 2-30, D. Ausberry 2-14, M. Rivera 2-10

INTERCEPTIONS

Mia.: W. Aikens 1-43, B. Grimes 1-32, J. Wilson 1-31
Oak.: T. Carrie 1-28

SACKS

Mia.: D. Shelby 2-11
Oak.: none

PUNTING

Mia.: B. Fields 2-81 (40.5)
Oak.: M. King 6-292 (48.7)

PUNT RETURNS

Mia.: J. Landry 1-9
Oak.: T. Carrie 1-17

KICKOFF RETURNS

Mia.: J. Landry 1-35 (35.0), D. Williams 1-26 (26.0)
Oak.: L. Murray 5-112 (22.4)



WEEK 6



SAN DIEGO CHARGERS 31 OAKLAND RAIDERS 28

Oct. 12, 2014 | O.co Coliseum | 53,329

Team	1	2	3	4	Final
San Diego	7	7	7	10	31
Oakland	7	7	7	7	28

SCORING SUMMARY

Team	Qtr	Time	Play Description	Visitor	Home
Oak.	1	14:08	A. Holmes 77 yd. pass from D. Carr (S. Janikowski kick) (3-80, 0:52)	0	7
SD	1	9:38	E. Royal 29 yd. pass from P. Rivers (N. Novak kick) (7-80, 4:30)	7	7
SD	2	11:52	M. Floyd 5 yd. pass from P. Rivers (N. Novak kick) (13-85, 7:20)	14	7
Oak.	2	7:25	J. Jones 6 yd. pass from D. Carr (S. Janikowski kick) (11-76, 4:27)	14	14
Oak.	3	7:40	B. Butler 47 yd. pass from D. Carr (S. Janikowski kick) (3-54, 0:55)	14	21
SD	3	2:52	A. Gates 1 yd. pass from P. Rivers (N. Novak kick) (8-80, 4:48)	21	21
Oak.	4	10:01	A. Holmes 6 yd. pass from D. Carr (S. Janikowski kick) (7-50, 4:40)	21	28
SD	4	5:52	N. Novak 30 yd. Field Goal (9-68, 4:09)	24	28
SD	4	1:56	B. Oliver 1 yd. run (N. Novak kick) (6-39, 2:47)	31	28

TEAM STATS

	Chargers	Raiders
First Downs	24	17
Time of Possession	37:02	22:58
Net Yards Rushing	116	114
Net Yards Passing	307	282
Total Net Yards	423	396
Penalties/Yards	7-60	11-79
Fumbles/Lost	1-0	1-0

INDIVIDUAL STATS

PASSING

SD: P. Rivers 22-34-313 (3 TD), E. Weddle 0-1
Oak.: D. Carr 18-34-282 (4 TD, 1 INT)

RUSHING

SD: B. Oliver 26-101 (TD), P. Rivers 5-13, R. Brown 2-2
Oak.: D. McFadden 14-80, M. Jones-Drew 4-30, M. Reece 1-2, D. Carr 1-2

RECEIVING

SD: M. Floyd 5-103 (TD), L. Green 4-60, B. Oliver 4-23, A. Gates 3-27 (TD), K. Allen 3-27, E. Royal 2-49 (1 TD), R. Brown 1-24
Oak.: J. Jones 5-56 (TD), A. Holmes 4-121 (2 TD), B. Butler 3-64 (TD), D. McFadden 2-6, M. Reece 1-11, M. Jones Drew 1-10, D. Moore 1-9, J. Olawale 1-5

INTERCEPTIONS

SD: J. Verrett 1-0
Oak.: None

SACKS

SD: None
Oak.: C. Wilson 1-6

PUNTING

SD: M. Scifres 3-143 (47.7)
Oak.: M. King 4-265 (41.3)

PUNT RETURNS

SD: K. Allen 1-29 (29.0)
Oak.: T. Carrie 3-85 (28.3)

KICKOFF RETURNS

SD: None
Oak.: T. Carrie 3-85 (28.3)



WEEK 7



ARIZONA CARDINALS 24 OAKLAND RAIDERS 13

Oct. 19, 2014 | O.co Coliseum | 52,101

Team	1	2	3	4	Final
Arizona	7	7	7	3	24
Oakland	0	10	3	0	13

SCORING SUMMARY

Team	Qtr	Time	Play Description	Visitor	Home
Ari.	1	1:47	S. Taylor 2 yd. pass from C. Palmer (C. Catanzaro kick) (11-88, 7:08)	7	0
Ari.	2	5:37	M. Floyd 33 yd. pass from C. Palmer (C. Catanzaro kick) (4-50, 1:53)	14	0
Oak.	2	1:56	D. McFadden 1 yd. run (S. Janikowski kick) (8-79, 3:41)	14	7
Oak.	2	0:45	S. Janikowski 29 yd. Field Goal (4-2, 0:55)	14	10
Oak.	3	7:17	S. Janikowski 53 yd. Field Goal (9-49, 4:24)	14	13
Ari.	3	2:55	S. Taylor 4 yd. run (C. Catanzaro kick) (8-80, 4:22)	21	13
Ari.	4	0:29	C. Catanzaro 41 yd. Field Goal (12-50, 6:53)	24	13

TEAM STATS

	Cardinals	Raiders
First Downs	25	13
Time of Possession	36:57	23:03
Net Yards Rushing	123	56
Net Yards Passing	242	164
Total Net Yards	365	220
Penalties/Yards	6-43	8-74
Fumbles/Lost	1-0	0-0

INDIVIDUAL STATS

PASSING

Ari.: C. Palmer 22-31-253 (2 TD, 1 INT)
Oak.: D. Carr 16-28-173

RUSHING

Ari.: A. Ellington 24-88, S. Taylor 12-40 (TD), Jo. Brown 1-(-5)
Oak.: D. McFadden 14-48 (TD), M. Jones-Drew 3-6, D. Carr 2-2

RECEIVING

Ari.: A. Ellington 6-72, L. Fitzgerald 4-21, M. Floyd 3-47 (TD), Jo. Brown 2-41, J. Carlson 2-20, S. Taylor 2-19 (TD), T. Ginn 1-17, Ja. Brown 1-9, R. Housler 1-7
Oak.: J. Jones 4-35, D. McFadden 4-7, A. Holmes 3-34, B. Butler 1-55, M. Rivera 1-18, D. Moore 1-13, J. Olawale 1-7, B. Leonhardt 1-4

INTERCEPTIONS

Ari.: None
Oak.: C. Woodson 1-30

SACKS

Ari.: L. Foote 1-9
Oak.: U. Young 1-11

PUNTING

Ari.: D. Butler 4-168 (42.0)
Oak.: M. King 6-236 (39.3)

PUNT RETURNS

Ari.: T. Ginn 2-7 (3.5)
Oak.: T. Carrie 1-10 (10.0), D. Moore 1-3 (3.0)

KICKOFF RETURNS

Ari.: None
Oak.: T. Carrie 3-61 (20.3)

2014 GAME SUMMARIES



WEEK 8



OAKLAND RAIDERS 13 CLEVELAND BROWNS 23

Oct. 26, 2014 | FirstEnergy Stadium | 67,431

Team	1	2	3	4	Final
Oakland	0	6	0	7	13
Cleveland	6	3	0	14	23

SCORING SUMMARY

Team	Qtr	Time	Play Description	Visitor	Home
Cle.	1	9:54	B. Cundiff 52 yd. Field Goal (5-14, 1:06)	0	3
Cle.	1	2:28	B. Cundiff 33 yd. Field Goal (8-56, 4:23)	0	6
Cle.	2	5:46	B. Cundiff 26 yd. Field Goal (11-78, 5:14)	0	9
Oak.	2	1:50	S. Janikowski 46 yd. Field Goal (9-53, 3:56)	3	9
Oak.	2	0:00	S. Janikowski 38 yd. Field Goal (6-43, 1:24)	6	9
Cle.	4	14:17	A. Hawkins 4 yd. pass from B. Hoyer (B. Cundiff kick) (4-53, 1:06)	6	16
Cle.	4	2:26	B. Tate 5 yd. run (B. Cundiff kick) (2-9, 0:48)	6	23
Oak.	4	0:07	A. Holmes 10 yd. pass from D. Carr (S. Janikowski kick) (17-80, 2:19)	13	23

TEAM STATS

	Raiders	Browns
First Downs	19	15
Time of Possession	34:52	25:08
Net Yards Rushing	71	39
Net Yards Passing	316	267
Total Net Yards	387	306
Penalties/Yards	8-54	6-30
Fumbles/Lost	4-2	1-0

INDIVIDUAL STATS

PASSING

Oak.: D. Carr 34-54-328 (1 TD)
Cle.: B. Hoyer 19-28-275 (1 TD)

RUSHING

Oak.: D. McFadden 12-59, M. Jones-Drew 6-8, K. Thompson 1-7, J. Olawale 1-0, D. Carr 2-(-3)
Cle.: B. Tate 15-26, T. West 7-11, B. Hoyer 2-1, I. Crowell 1-1

RECEIVING

Oak.: M. Rivera 7-83, J. Jones 6-62, A. Holmes 5-69 (TD), M. Reece 5-34, K. Thompson 4-34, D. McFadden 4-26, B. Butler 1-9, M. Jones-Drew 1-6, D. Moore 1-5
Cle.: A. Hawkins 7-88, J. Cameron 3-40, T. Gabriel 2-60, M. Austin 2-34, J. Dray 2-27, T. West 1-10, B. Tate 1-8, I. Crowell 1-8

INTERCEPTIONS

Oak.: None
Cle.: T. Gipson 1-35

SACKS

Oak.: J. Tuck 1-8
Cle.: P. Kruger 3-12

PUNTING

Oak.: M. King 7-308 (44.0)
Cle.: S. Lanning 7-324 (46.3)

PUNT RETURNS

Oak.: T. Carrie 3-23 (7.7), D. Moore 1-1 (1.0)
Cle.: T. Benjamin 2-7 (3.5)

KICKOFF RETURNS

Oak.: T. Carrie 1-21 (21.0)
Cle.: None



WEEK 9



OAKLAND RAIDERS 24 SEATTLE SEAHAWKS 30

Nov. 2, 2014 | CenturyLink Field | 68,337

Team	1	2	3	4	Final
Oakland	3	0	14	7	24
Seattle	14	10	0	6	30

SCORING SUMMARY

Team	Qtr	Time	Play Description	Visitor	Home
Oak.	1	9:10	S. Janikowski 48 yd. Field Goal (12-50, 5:50)	3	0
Sea.	1	4:07	M. Lynch 3 yd. run (S. Hauschka kick) (8-72, 5:03)	3	7
Sea.	1	0:00	B. Irvin 35 yd. interception return (S. Hauschka kick)	3	14
Sea.	2	12:24	S. Hauschka 34 yd. Field Goal (4-2, 0:59)	3	17
Sea.	2	0:54	M. Lynch 5 yd. run (S. Hauschka kick) (11-78, 2:56)	3	24
Oak.	3	13:52	B. Butler blocked punt recovery in end zone (S. Janikowski kick)	10	24
Oak.	3	2:58	M. Rivera 1 yd. pass from D. Carr (S. Janikowski kick) (5-30, 2:16)	17	24
Sea.	4	14:50	S. Hauschka 30 yd. Field Goal (9-68, 3:08)	17	27
Sea.	4	9:19	S. Hauschka 40 yd. Field Goal (7-25, 3:52)	17	30
Oak.	4	1:52	M. Rivera 1 yd. pass from D. Carr (S. Janikowski kick) (9-64, 2:22)	24	30

TEAM STATS

	Raiders	Seahawks
First Downs	17	21
Time of Possession	24:54	35:06
Net Yards Rushing	37	149
Net Yards Passing	189	177
Total Net Yards	226	326
Penalties/Yards	5-69	9-65
Fumbles/Lost	3-1	0-0

INDIVIDUAL STATS

PASSING

Oak.: D. Carr 24-41-194 (2 TD, 2 INT)
Sea.: R. Wilson 17-35-179

RUSHING

Oak.: D. McFadden 13-20, M. Reece 1-10, D. Carr 2-9, M. Jones-Drew 2-(-2)
Sea.: M. Lynch 21-67 (2 TD), R. Turbin 5-35, R. Wilson 8-31, C. Michael 4-16

RECEIVING

Oak.: M. Rivera 8-38 (2 TD), D. McFadden 4-47, J. Jones 3-18, A. Holmes 2-28, B. Butler 2-20, L. Murray 2-12, M. Reece 1-12, M. Jones-Drew 1-11, K. Thompson 1-8
Sea.: M. Lynch 5-76, D. Baldwin 5-38, P. Richardson 3-12, K. Norwood 1-19, L. Wilson 1-16, R. Turbin 1-14, J. Kearse 1-4

INTERCEPTIONS

Sea.: B. Irvin 1-35 (TD), R. Sherman 1-22

SACKS

Oak.: S. Moore 1-2
Sea.: C. Avril 1-5

PUNTING

Oak.: M. King 6-314 (52.3)
Sea.: J. Ryan 5-211 (42.2) (1 Punt Blocked)

PUNT RETURNS

Oak.: T. Carrie 2-29 (14.5), D. Moore 1-23 (23.0)
Sea.: D. Baldwin 3-37 (12.3)

KICKOFF RETURNS

Oak.: T. Carrie 2-69 (34.5)
Sea.: P. Richardson 2-64 (32.0)

2014 GAME SUMMARIES



WEEK 10



DENVER BRONCOS 41 OAKLAND RAIDERS 17

Nov. 9, 2014 | O.co Coliseum | 54,803

Team	1	2	3	4	Final
Denver	3	17	21	0	41
Oakland	3	7	0	7	17

SCORING SUMMARY

Team	Qtr	Time	Play Description	Visitor	Home
Oak.	1	9:35	S. Janikowski 41 yd. Field Goal (9-26, 4:45)	0	3
Den.	1	4:06	B. McManus 20 yd. Field Goal (12-73, 5:29)	3	3
Den.	2	14:22	B. McManus 28 yd. Field Goal (9-55, 3:04)	6	3
Oak.	2	11:19	B. Butler 5 yd. pass from D. Carr (S. Janikowski kick) (3-12, 1:20)	6	10
Den.	2	2:44	C. Anderson 51 yd. pass from P. Manning (B. McManus kick) (3-53, 0:46)	13	10
Den.	2	0:28	E. Sanders 32 yd. pass from P. Manning (B. McManus kick) (4-2, 1:12)	20	10
Den.	3	12:43	J. Thomas 10 yd. pass from P. Manning (B. McManus kick) (3-18, 1:28)	27	10
Den.	3	6:52	J. Thomas 32 yd. pass from P. Manning (B. McManus kick) (8-81, 4:21)	34	10
Den.	3	1:01	E. Sanders 15 yd. pass from P. Manning (B. McManus kick) (6-34, 2:49)	41	10
Oak.	4	0:48	M. Rivera 18 yd. pass from D. Carr (S. Janikowski kick) (8-97, 3:42)	41	17

TEAM STATS

	Broncos	Raiders
First Downs	25	10
Time of Possession	32:22	27:38
Net Yards Rushing	118	30
Net Yards Passing	353	192
Total Net Yards	471	222
Penalties/Yards	12-95	4-37
Fumbles/Lost	2-0	1-10

INDIVIDUAL STATS

PASSING

Den.: P. Manning 31-44-340 (5 TD, 2 INT), B. Osweiler 2-5-13
Oak.: D. Carr 30-47-192 (2 TD, 1 INT)

RUSHING

Den.: C. Anderson 13-90, R. Hillman 6-13, J. Thompson 4-8
Oak.: D. McFadden 7-14, M. Jones-Drew 3-10, L. Murray 2-4,
M. Reece 1-3, D. Moore 1-1, K. Thompkins 1-(-2)

RECEIVING

Den.: D. Thomas 11-108, J. Thomas 6-63 (2 TD), E. Sanders
5-67 (2TD), C. Anderson 4-73 (TD), W. Welker 4-24, R. Hillman 2-9
Oak.: J. Jones 8-20, M. Rivera 6-64 (TD), D. McFadden 4-22, V.
Brown 3-20, B. Butler 2-12 (TD), M. Reece 2-6, D. Moore 1-28,
L. Murray 1-7, M. Jones-Drew 1-7, B. Leonhardt 1-5, K. Barnes 1-1

INTERCEPTIONS

Den.: T. Ward 1-18, B. Roby 1-0
Oak.: J. Tuck 1-7, D. Hayden 1-(-1)

SACKS

Den.: None
Oak.: None

PUNTING

Den.: B. Colquitt 5-226 (45.2)
Oak.: M. King 9-389 (43.2)

PUNT RETURNS

Den.: I. Burse 4-52 (13.0)
Oak.: D. Moore 1-4 (4.0)

KICKOFF RETURNS

Den.: A. Caldwell 1-30 (30.0)
Oak.: L. Murray 2-48 (24.0)



WEEK 11



OAKLAND RAIDERS 6 SAN DIEGO CHARGERS 13

Nov. 16, 2014 | Qualcomm Stadium | 66,720

Team	1	2	3	4	Final
Oakland	3	0	0	3	6
San Diego	7	3	3	0	13

SCORING SUMMARY

Team	Qtr	Time	Play Description	Visitor	Home
SD	1	14:07	M. Floyd 22 yd. pass from P. Rivers (N. Novak kick) (2-22, 0:46)	0	7
Oak.	1	7:27	S. Janikowski 42 yd. Field Goal (8-47, 3:28)	3	7
SD	2	4:12	N. Novak 23 yd. Field Goal (11-52, 5:27)	3	10
SD	3	7:19	N. Novak 52 yd. Field Goal (7-33, 4:01)	3	13
Oak.	4	4:06	S. Janikowski 25 yd. Field Goal (7-48, 2:09)	6	13

TEAM STATS

	Raiders	Chargers
First Downs	9	18
Time of Possession	25:14	34:46
Net Yards Rushing	71	120
Net Yards Passing	162	180
Total Net Yards	233	300
Penalties/Yards	8-41	6-40
Fumbles/Lost	2-1	0-0

INDIVIDUAL STATS

PASSING

Oak.: D. Carr 16-34-172
SD: P. Rivers 22-34-193 (1 TD)

RUSHING

Oak.: L. Murray 4-43, D. McFadden 8-21, M. Jones-Drew 4-6,
M. Reece 1-1, D. Carr 2-0
SD: Ry. Mathews 16-70, B. Oliver 13-36, E. Royal 1-15, D.
Brown 1-0, P. Rivers 1-(-1)

RECEIVING

Oak.: M. Rivera 3-40, L. Murray 3-16, K. Thompkins 2-47, J.
Jones 2-35, A. Holmes 2-19, M. Reece 2-(-4), B. Butler 1-15, B.
Leonhardt 1-4
SD: K. Allen 8-63, M. Floyd 4-44 (TD), A. Gates 3-32, E.
Royal 2-17, L. Green 1-11, Ry. Mathews 1-5, D. Brown 1-4, D.
Johnson 1-4, B. Oliver 1-3

INTERCEPTIONS

Oak.: None
SD: None

SACKS

Oak.: A. Smith, 1-8, K. Mack 1-5
SD: K. Conner 1-1, J. Attaochu 1-9

PUNTING

Oak.: M. King 9-446 (49.6)
SD: M. Scifres 9-380 (42.2)

PUNT RETURNS

Oak.: D. Moore 3-7 (2.3)
SD: K. Allen 4-44 (11.0)

KICKOFF RETURNS

Oak.: L. Murray 4-75 (18.8)
SD: C. Davis 1-25 (25.0)



WEEK 12



KANSAS CITY CHIEFS 20 OAKLAND RAIDERS 24

Nov. 20, 2014 | O.co Coliseum | 52,865

Team	1	2	3	4	Final
Kansas City	0	3	7	10	20
Oakland	7	7	3	7	24

SCORING SUMMARY

Team	Qtr	Time	Play Description	Visitor	Home
Oak.	1	6:33	L. Murray 11 yd. run (S. Janikowski kick) (8-60, 3:29)	0	7
Oak.	2	12:28	L. Murray 90 yd. run (S. Janikowski kick) (1-90, 0:12)	0	14
KC	2	7:19	C. Santos 24 yd. Field Goal (4-6, 0:52)	3	14
Oak.	3	5:05	S. Janikowski 40 yd. Field Goal (9-27, 4:39)	3	17
KC	3	1:52	A. Fasano 19 yd. pass from A. Smith (C. Santos kick) (6-60, 3:13)	10	17
KC	4	12:20	J. Charles 30 yd. pass from A. Smith (C. Santos kick) (4-65, 2:19)	17	17
KC	4	9:03	C. Santos 25 yd. Field Goal (5-30, 2:10)	20	17
Oak.	4	1:42	J. Jones 9 yd. pass from D. Carr (S. Janikowski kick) (17-80, 7:21)	20	24

TEAM STATS

	Chiefs	Raiders
First Downs	16	18
Time of Possession	29:55	30:05
Net Yards Rushing	96	179
Net Yards Passing	217	172
Total Net Yards	313	351
Penalties/Yards	7-59	7-60
Fumbles/Lost	2-0	2-1

INDIVIDUAL STATS

PASSING

KC: A. Smith 20-36-234 (2 TD)
Oak.: D. Carr 18-35-174 (TD)

RUSHING

KC: J. Charles 19-80, D. Thomas 1-9, A. Smith 2-5, K. Davis 2-2
Oak.: L. Murray 4-112 (2 TD), M. Reece 8-37, D. McFadden 12-29, D. Carr 3-2, M. Jones-Drew 3-(-1)

RECEIVING

KC: T. Kelce 4-67, J. Charles 4-42 (TD), D. Bowe 3-42, A. Fasano 2-30 (TD), A. Wilson 2-27, D. Thomas 2-15, F. Hammond 1-7, J. Hemingway 1-4, A. Sherman 1-0
Oak.: A. Holmes 5-55, J. Jones 5-47 (TD), V. Brown 2-30, B. Butler 2-21, D. McFadden 2-5, M. Reece 1-8, M. Rivera 1-8

INTERCEPTIONS

KC: None
Oak.: None

SACKS

KC: J. Houston 1-2
Oak.: S. Moore 1-7, C. Woodson 1-10

PUNTING

KC: D. Colquitt 7-297 (42.4)
Oak.: M. King 6-296 (49.3)

PUNT RETURNS

KC: F. Hammond 2-48 (24.0), D. Thomas 2-3 (1.5)
Oak.: C. Woodson 1-5 (5.0), D. Moore 1-0 (0.0)

KICKOFF RETURNS

KC: K. Davis 2-65 (32.5), D. Thomas 1-48 (48.0)
Oak.: D. McFadden 3-59 (19.7), L. Murray 1-24 (24.0)



WEEK 13



OAKLAND RAIDERS 0 ST. LOUIS RAMS 52

Nov. 30, 2014 | Edward Jones Dome | 55,650

Team	1	2	3	4	Final
Oakland	0	0	0	0	0
St. Louis	21	17	0	14	52

SCORING SUMMARY

Team	Qtr	Time	Play Description	Visitor	Home
StL.	1	11:04	T. Mason 35 yd. pass from S. Hill (G. Zuerlein kick) (4-59, 1:50)	0	7
StL.	1	7:12	S. Hill 2 yd. run (G. Zuerlein kick) (7-78, 3:20)	0	14
StL.	1	2:37	T. Austin 18 yd. run (G. Zuerlein kick) (6-61, 2:57)	0	21
StL.	2	11:14	T. Mason 89 yd. run (G. Zuerlein kick) (1-94, 0:12)	0	28
StL.	2	8:10	C. Harkey 4 yd. pass from S. Hill (G. Zuerlein kick) (4-23, 1:22)	0	35
StL.	2	5:27	G. Zuerlein 39 yd. Field Goal (4-7) (1:55)	0	38
StL.	4	12:47	T. Mason 8 yd. run (G. Zuerlein kick) (5-56, 2:50)	0	45
StL.	4	5:24	T. Johnson 43 yd. interception return (G. Zuerlein kick)	0	52

TEAM STATS

	Raiders	Rams
First Downs	17	17
Time of Possession	36:56	23:04
Net Yards Rushing	61	172
Net Yards Passing	183	176
Total Net Yards	244	348
Penalties/Yards	8-73	8-60
Fumbles/Lost	3-2	2-0

INDIVIDUAL STATS

PASSING

Oak.: D. Carr 24-39-173 (2 INT), M. Schaub 5-9-57 (INT)
StL.: S. Hill 13-22-183 (2 TD)

RUSHING

Oak.: D. McFadden 11-27, M. Jones-Drew 5-21, M. Reece 4-12, D. Carr 1-1
StL.: T. Mason 14-117 (2 TD), Z. Stacy 6-27, T. Austin 2-24 (TD), B. Cunningham 2-3, S. Hill 2-1

RECEIVING

Oak.: M. Reece 6-48, J. Jones 6-33, A. Holmes 3-28, M. Jones-Drew 3-23, M. Rivera 3-21, K. Thompkins 2-28, B. Butler 2-27, D. McFadden 2-18, V. Brown 1-10, G. Jackson 1-(-6)
StL.: S. Bailey 5-100, T. Mason 3-47 (TD), C. Harkey 2-12 (TD), T. Austin 2-11, K. Britt 1-13

INTERCEPTIONS

Oak.: None
StL.: T. Johnson 2-65 (TD), E. Gaines 1-0

SACKS

Oak.: J. Tuck 1-7
StL.: W. Hayes 1-8, R. Quinn 3-24, C. Long 1-7, A. Donald 1-8

PUNTING

Oak.: M. King 8-353 (44.1)
StL.: J. Hekker 6-275 (45.8)

PUNT RETURNS

Oak.: T. Carrie 2-4 (2.0)
StL.: T. Austin 4-19 (4.8)

KICKOFF RETURNS

Oak.: G. Atkinson 3-47 (15.7), K. Thompkins 1-6 (6.0)
StL.: None



WEEK 14



SAN FRANCISCO 49ERS 13 OAKLAND RAIDERS 24

Dec. 7, 2014 | O.co Coliseum | 55,300

Team	1	2	3	4	Final
San Francisco	7	3	3	0	13
Oakland	3	7	7	7	24

SCORING SUMMARY

Team	Qtr	Time	Play Description	Visitor	Home
Oak.	1	11:46	S. Janikowski 57 yd. Field Goal (7-12, 3:05)	0	3
SF	1	1:54	B. Miller 8 yd. pass from C. Kaepernick (P. Dawson kick) (7-60, 4:01)	7	3
Oak.	2	10:45	D. Penn 3 yd. pass from D. Carr (S. Janikowski kick) (11-74, 6:09)	7	10
SF	2	0:01	P. Dawson 52 yd. Field Goal (9-57, 1:41)	10	10
SF	3	8:34	P. Dawson 20 yd. Field Goal (9-44, 4:21)	13	10
Oak.	3	4:09	M. Reece 9 yd. pass from D. Carr (S. Janikowski kick) (8-80, 4:25)	13	17
Oak.	4	10:39	M. Rivera 5 yd. pass from D. Carr (S. Janikowski kick) (11-80, 6:23)	13	24

TEAM STATS

	49ers	Raiders
First Downs	18	19
Time of Possession	27:05	32:55
Net Yards Rushing	97	85
Net Yards Passing	151	245
Total Net Yards	248	330
Penalties/Yards	7-50	10-84
Fumbles/Lost	0-0	0-0

INDIVIDUAL STATS

PASSING

SF: C. Kaepernick 18-33-174 (TD, 2 INT)
Oak.: D. Carr 22-28-254 (3 TD)

RUSHING

SF: F. Gore 12-63, C. Kaepernick 3-26, C. Hyde 2-4, A. Boldin 1-4
Oak.: L. Murray 23-76, D. McFadden 4-5, D. Carr 2-2, M. Reece 2-2

RECEIVING

SF: M. Crabtree 9-56, A. Boldin 4-54, V. Davis 2-26, G. Celek 1-22, B. Miller 1-8 (TD), C. Hyde 1-8
Oak.: M. Rivera 7-109 (TD), M. Reece 7-64 (TD), A. Holmes 2-38, J. Jones 2-11, L. Murray 2-9, V. Brown 1-20, D. Penn 1-3 (TD)

INTERCEPTIONS

SF: None
Oak.: B. Ross 1-0, C. Woodson 1-3

SACKS

SF: D. Skuta 1-9
Oak.: A. Smith 2-7, K. Mack 2-14, B. Mayowa 1-2

PUNTING

SF: A. Lee 4-210 (52.5)
Oak.: M. King 5-234 (46.8)

PUNT RETURNS

SF: B. Ellington 1-23 (23.0)
Oak.: T. Carrie 3-19 (6.3)

KICKOFF RETURNS

SF: B. Ellington 3-92 (30.7)
Oak.: T. Carrie 3-19 (6.3)



WEEK 15



OAKLAND RAIDERS 13 KANSAS CITY CHIEFS 31

Dec. 14, 2014 | Arrowhead Stadium | 72,153

Team	1	2	3	4	Final
Oakland	0	3	3	7	13
Kansas City	7	3	21	0	31

SCORING SUMMARY

Team	Qtr	Time	Play Description	Visitor	Home
KC	1	2:38	D. Thomas 81 yd. punt return (C. Santos kick)	0	7
KC	2	8:01	C. Santos 41 yd. Field Goal (6-45, 2:46)	0	10
Oak.	2	0:00	S. Janikowski 53 yd. Field Goal (10-45, 0:59)	3	10
Oak.	3	11:44	S. Janikowski 33 yd. Field Goal (4-0, 1:30)	6	10
KC	3	6:46	K. Davis 3 yd. run (C. Santos kick) (9-70, 4:58)	6	17
KC	3	5:50	T. Kelce 20 yd. pass from A. Smith (C. Santos kick) (2-21, 0:45)	6	24
KC	3	2:04	K. Davis 70 yd. pass from A. Smith (C. Santos kick) (3-70, 1:30)	6	31
Oak.	4	0:34	J. Jones 1 yd. pass from D. Carr (S. Janikowski kick) (8-63, 1:45)	13	31

TEAM STATS

	Raiders	Chiefs
First Downs	17	16
Time of Possession	30:00	30:00
Net Yards Rushing	78	93
Net Yards Passing	202	295
Total Net Yards	280	388
Penalties/Yards	10-75	11-84
Fumbles/Lost	1-1	1-1

INDIVIDUAL STATS

PASSING

Oak.: D. Carr 27-56-222 (TD)
KC: A. Smith 18-30-297 (2 TD), C. Daniel 0-1-0

RUSHING

Oak.: L. Murray 12-59, D. McFadden 2-13, M. Jones-Drew 2-6, D. Carr 1-0
KC: J. Charles 12-52, A. Smith 3-17, D. Thomas 2-14, K. Davis 9-11, C. Daniel 1-(-1)

RECEIVING

Oak.: J. Jones 8-57 (TD), M. Rivera 7-39, A. Holmes 5-70, B. Butler 3-23, L. Murray 2-17, V. Brown 2-16
KC: T. Kelce 5-59 (TD), D. Bowe 3-69, A. Wilson 3-69, K. Davis 1-70 (TD), J. Avant 1-14, F. Hammond 1-7, D. Thomas 1-5, A. Fasano 1-2, J. Charles 1-1, A. Sherman 1-1

INTERCEPTIONS

Oak.: None
KC: None

SACKS

Oak.: R. Lumpkin 1-2
KC: T. Hall 1-5, J. Houston 1-2, V. Walker 0.5-2, D. Ford 0.5-4.5, J. Howard 0.5-2, J. Martin 0.5-4.5

PUNTING

Oak.: M. King 11-477 (43.4)
K.C.: D. Colquitt 7-279 (39.9)

PUNT RETURNS

Oak.: T. Carrie 2-1 (0.5)
KC: D. Thomas 8-156 (19.5) (TD)

KICKOFF RETURNS

Oak.: T. Carrie 3-73 (24.3)
KC: F. Hammond 1-37, K. Davis 1-29



WEEK 16



BUFFALO BILLS 24 OAKLAND RAIDERS 26

Dec. 21, 2014 | O.co Coliseum | 53,436

Team	1	2	3	4	Final
Buffalo	7	3	0	14	24
Oakland	0	13	6	7	26

SCORING SUMMARY

Team	Qtr	Time	Play Description	Visitor	Home
Buf.	1	9:45	S. Watkins 42 yd. pass from K. Orton (D. Carpenter kick) (7-60, 4:29)	7	0
Oak.	1	21:45	J. Jones 3 yd. pass from D. Carr (S. Janikowski kick) (6-64, 2:31)	7	7
Oak.	2	8:09	S. Janikowski 45 yd. Field Goal (8-31, 4:02)	7	10
Oak.	2	1:11	S. Janikowski 36 yd. Field Goal (8-41, 3:05)	7	13
Buf.	2	0:00	D. Carpenter 54 yd. Field Goal (8-41, 1:11)	10	13
Oak.	3	10:18	S. Janikowski 38 yd. Field Goal (7-45, 2:54)	10	16
Oak.	3	2:36	S. Janikowski 49 yd. Field Goal (12-49, 5:49)	10	19
Buf.	4	14:54	S. Chandler 29 yd. pass from K. Orton (D. Carpenter kick) (7-83, 2:42)	17	19
Oak.	4	2:51	J. Olawale 1 yd. pass from D. Carr (S. Janikowski kick) (10-80, 5:22)	17	26
Buf.	4	1:09	R. Woods 30 yd. pass from K. Orton (D. Carpenter kick) (4-62, 0:46)	24	26

TEAM STATS

	Bills	Raiders
First Downs	15	18
Time of Possession	26:13	33:47
Net Yards Rushing	13	140
Net Yards Passing	308	207
Total Net Yards	321	347
Penalties/Yards	7-55	4-35
Fumbles/Lost	1-0	1-0

INDIVIDUAL STATS

PASSING

Buf.: K. Orton 32-49-329 (3 TD, 2 INT)
Oak.: D. Carr 17-34-214 (2 TD)

RUSHING

Buf.: F. Jackson 6-10, A. Dixon 3-7, C. Spiller 4-(-4)
Oak.: L. Murray 23-86, D. McFadden 9-54, D. Carr 4-0

RECEIVING

Buf.: F. Jackson 9-93, R. Woods 7-52 (TD), S. Chandler 4-37 (TD), C. Spiller 4-14, S. Watkins 3-75 (TD), C. Hogan 3-43, M. Gray 2-15
Oak.: K. Thompson 5-90, A. Holmes 3-73, L. Murray 3-22, M. Reece 2-20, M. Rivera 1-5, J. Jones 1-3 (TD), J. Olawale 1-1 (TD), D. McFadden 1-0

INTERCEPTIONS

Buf.: None
Oak.: B. Ross 1-7, C. Woodson 1-0

SACKS

Buf.: K. Williams 0.5-3.5, M. Williams 0.5-3.5
Oak.: K. Mack 1-10, J. Tuck 1-11

PUNTING

Buf.: C. Schmidt 8-340 (42.5)
Oak.: M. King 6-265 (44.2)

PUNT RETURNS

Buf.: M. Thigpen 3-11 (3.7)
Oak.: T. Carrie 3-16 (5.3)

KICKOFF RETURNS

Buf.: M. Thigpen 3-65 (21.7)
Oak.: G. Atkinson 1-21 (21.0)



WEEK 17



OAKLAND RAIDERS 14 DENVER BRONCOS 47

Dec. 28, 2014 | Sports Authority Field | 76,929

Team	1	2	3	4	Final
Oakland	7	0	7	0	14
Denver	10	10	10	17	47

SCORING SUMMARY

Team	Qtr	Time	Play Description	Visitor	Home
Den.	1	9:40	C. Barth 49 yd. Field Goal	0	3
Den.	1	5:37	C. Anderson 11 yd. run (C. Barth kick) (4-51, 1:34)	0	10
Oak.	1	3:42	K. McGill 18 yd. fumble return (S. Janikowski kick)	7	10
Den.	2	13:08	C. Anderson 1 yd. run (C. Barth kick) (10-80, 5:34)	7	17
Den.	2	0:23	C. Barth 36 yd. Field Goal (9-56, 2:09)	7	20
Den.	3	14:08	C. Anderson 25 yd. run (C. Barth kick) (2-30, 0:52)	7	27
Oak.	3	8:55	J. Olawale 1 yd. pass from D. Carr (S. Janikowski kick) (10-80, 5:13)	14	27
Den.	3	5:38	C. Barth 35 yd. Field Goal (8-63, 3:17)	14	30
Den.	4	10:18	C. Barth 21 yd. Field Goal (15-86, 5:59)	14	33
Den.	4	4:48	T. Carter 20 yd. fumble return (C. Barth kick)	14	40
Den.	4	1:56	V. Green 1 yd. pass from B. Osweiler (C. Barth kick) (6-44, 2:24)	14	47

TEAM STATS

	Raiders	Broncos
First Downs	10	25
Time of Possession	26:59	33:01
Net Yards Rushing	67	142
Net Yards Passing	132	309
Total Net Yards	199	451
Penalties/Yards	9-86	1-16
Fumbles/Lost	2-1	2-1

INDIVIDUAL STATS

PASSING

Oak.: D. Carr 18-36-158 (TD, INT)
Den.: P. Manning 21-37-273, B. Osweiler 2-2-39 (TD)

RUSHING

Oak.: L. Murray 10-37, D. McFadden 4-13, M. Reece 1-11
Den.: C. Anderson 13-87 (3 TD), R. Hillman 15-56, J. Stewart 4-5, B. Osweiler 1-(-1), P. Manning 1-(-5)

RECEIVING

Oak.: L. Murray 4-60, M. Reece 3-30, M. Rivera 2-26, J. Jones 2-17, A. Holmes 2-10, D. McFadden 2-6, B. Butler 1-6, K. Thompson 1-2, J. Olawale 1-1 (TD)
Den.: D. Thomas 8-115, E. Sanders 6-73, V. Green 3-46 (TD), W. Welker 2-42, C. Anderson 2-20, C. Latimer 1-14, R. Hillman 1-2

INTERCEPTIONS

Den.: J. Bush 1-5

SACKS

Oak.: J. Tuck 1-3
Den.: V. Miller 1-7, A. Talib 1-8, L. McCray 1-11

PUNTING

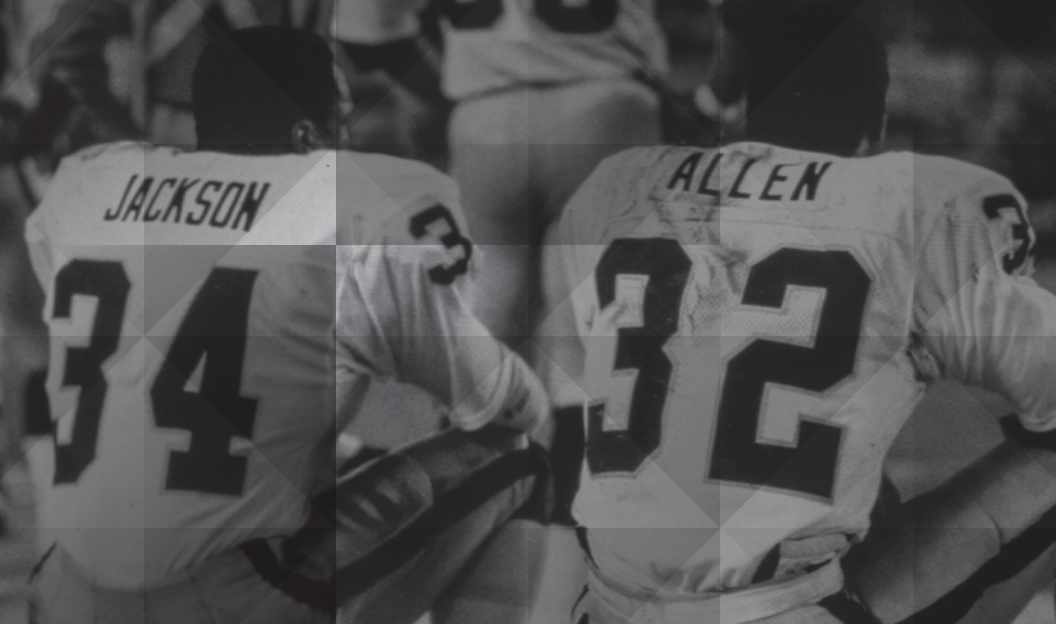
Oak.: M. King 9-418 (46.4)
Den.: B. Colquitt 3-139 (46.3)

PUNT RETURNS


Oak.: C. Woodson 2-23 (11.5)
Den.: W. Welker 5-37 (7.4)

KICKOFF RETURNS

Oak.: G. Atkinson 3-66 (22.0), K. Thompson 2-37 (18.5)
Den.: O. Bolden 1-76 (76.0)



RECORDS AND HISTORY



OAKLAND

RAIDERS



THE LAST TIME

RUSHING

200 Yards Rushing, Individual

- By Raiders Napoleon Kaufman, Oct. 19, 1997, vs. Den. (227 yards)
- By Opponent Doug Martin, Nov. 4, 2012, vs. TB (251 yards)

100 Yards Rushing, Individual

- By Raiders Latavius Murray, Nov. 20, 2014, vs. KC (112 yards)
- By Opponent Tre Mason, Nov. 30, 2014, at StL. (117 yards)

100 Yards Rushing, Individual, One half

- By Raiders Latavius Murray, Nov. 20, 2014, vs. KC (112 yards)
- By Opponent Tre Mason, Nov. 30, 2014, at StL. (113 yards)



RB Latavius Murray

100 Yards Rushing and Receiving, Individual

- By Raiders Marcus Allen, Sept. 7, 1986, at Den. (102 yards rushing, 102 receiving)
- By Opponent Priest Holmes, Dec. 9, 2001, vs. KC (168 yards rushing, 109 receiving)

Two 100-yard Rushers

- By Raiders Napoleon Kaufman (122 yards) and Tyronne Wheatley (111 yards) Dec. 19, 1999, vs. TB
- By Opponent Willis McGahee (163 yards) and Tim Tebow (118 yards) Nov. 6, 2011, vs. Den.

Four Touchdowns Rushing, Individual

- By Raiders Never
- By Opponent Doug Martin, Nov. 4, 2012, vs. TB

Three Touchdowns Rushing, Individual

- By Raiders Darren McFadden, Oct. 24, 2010, at Den.
- By Opponent C.J. Anderson, Dec. 28, 2014, at Den.

Two Touchdowns Rushing, Individual

- By Raiders Latavius Murray, Nov. 20, 2014, vs. KC
- By Opponent Tre Mason, Nov. 30, 2014, at StL.

PASSING

500 Yards Passing, Individual

- By Raiders Never
- By Opponent Elvis Grbac, Dec. 5, 2000, vs. KC (504 yards)

400 Yards Passing, Individual

- By Raiders Carson Palmer, Nov. 4, 2012, vs. TB (414 yards)
- By Opponent Nick Foles, Nov. 3, 2013, vs. Phi. (406 yards)

300 Yards Passing, Individual

- By Raiders Derek Carr, Oct. 26, 2014, at Cle. (328 yards)
- By Opponent Kyle Orton, Dec. 21, 2014, vs. Buf. (329 yards)

Seven Touchdown Passes, Individual

- By Raiders Never
- By Opponent Nick Foles, Nov. 3, 2013, vs. Phi.

Six Touchdown Passes, Individual

- By Raiders Daryle Lamonica, Oct. 19, 1969, vs. Buf.
- By Opponent Dan Fouts, Nov. 22, 1981, vs. SD

Five Touchdown Passes, Individual

- By Raiders Kerry Collins, Dec. 19, 2004, vs. Ten.
- By Opponent Peyton Manning, Nov. 9, 2014, vs. Den.

Four Touchdown Passes, Individual

- By Raiders Derek Carr, Oct. 12, 2014, vs. SD
- By Opponent Peyton Manning, Dec. 29, 2013, vs. Den.

Three Touchdown Passes, Individual

- By Raiders Derek Carr, Dec. 7, 2014, vs. SF
- By Opponent Kyle Orton, Dec. 21, 2014, vs. Buf.

Seven Interceptions Thrown, Individual

- By Raiders Ken Stabler, Oct. 16, 1977, vs. Den.
- By Opponent Never

Six Interceptions Thrown, Individual

- By Raiders Donald Hollas, Dec. 6, 1999, vs. Mia.
- By Opponent Never

Five Interceptions Thrown, Individual

- By Raiders Jim Plunkett, Oct. 5, 1980, vs. KC
- By Opponent Steve Pelluer, Nov. 9, 1986, at Dal.

Four Interceptions Thrown, Individual

- By Raiders Matt McGloin, Dec. 15, 2013, vs. KC
- By Opponent Jake Delhomme, Nov. 9, 2008, vs. Car.

RECEIVING

10-or-more Receptions, Individual

- By Raiders Brandon Myers, Dec. 2, 2012, vs. Cle. (14 receptions)
- By Opponent Demaryius Thomas, Nov. 9, 2014, vs. Den. (11 receptions)

200 Yards Receiving, Individual

- By Raiders Art Powell, Oct. 8, 1965, at BosP. (205 yards)
- By Opponent Calvin Johnson, Dec. 18, 2011, vs. Det. (214 yards)

100 Yards Receiving, Individual

- By Raiders Mychal Rivera, Dec. 7, 2014, vs. SF (109 yards)
- By Opponent Demaryius Thomas, Dec. 28, 2014, at Den. (115 yards)



TE Mychal Rivera

100 Yards Receiving, One Half, Individual

- By Raiders Denarius Moore, Nov. 10, 2011, at SD (123 yards)
- By Opponent Demaryius Thomas, Dec. 28, 2014, at Den. (115 yards)

Two 100-yard Receivers

- By Raiders Darrius Heyward-Bey (130 yards) and Denarius Moore (101 yards), Jan. 1, 2012, vs. SD
- By Opponent Justin Hunter (109 yards) and Kendall Wright (103 yards), Nov. 24, 2013, vs. Ten.

Five Touchdown Receptions, Individual

- By Raiders Never
- By Opponent Kellen Winslow, Nov. 22, 1981, vs. SD

THE LAST TIME

Four Touchdown Receptions, Individual

By Raiders Art Powell, Dec. 22, 1963, vs. Hou.O.
By Opponent Jamaal Charles, Dec. 15, 2013, vs. KC

Three Touchdown Receptions, Individual

By Raiders Jerry Porter, Dec. 19, 2004, vs. Ten.
By Opponent Riley Cooper, Nov. 3, 2013, vs. Phi.

Two Touchdown Receptions, Individual

By Raiders Mychal Rivera, Nov. 2, 2014, at Sea.
By Opponent Julius Thomas and Emmanuel Sanders,
Nov. 9, 2014, vs. Den.

Two 100-yard Rushers and Two 100-yard Receivers

By Raiders/Opp. Never

INTERCEPTIONS

Four Interceptions, Individual

By Raiders/Opp. Never

Three Interceptions, Individual

By Raiders Rod Woodson, Sept. 29, 2002, vs. Ten.
By Opponent Dwayne Harper, Nov. 27, 1995, at SD

Two Interceptions, Individual

By Raiders Michael Huff, Sept. 20, 2009, at KC
By Opponent Trumaine Johnson, Nov. 30, 2014, at StL.

Interception Returned for Touchdown

By Raiders Tracy Porter, Nov. 10, 2013, at NYG (43 yards)
By Opponent Trumaine Johnson, Nov. 30, 2014, at StL.
(43 yards)

TOUCHDOWNS

Five Touchdowns, Individual

By Raiders Never
By Opponent Jamaal Charles, Dec. 15, 2013, vs. KC (49-,
39-, 16-, 71-yard receptions; 1-yard run)

Four Touchdowns, Individual

By Raiders Darren McFadden, Oct. 24, 2010, at Den.
(4-, 4-, 57-yard runs; 19-yard reception)
By Opponent Doug Martin, Nov. 4, 2012, vs. TB (45-, 67-,
70-, 1-yard runs)

Three Touchdowns, Individual

By Raiders Darren McFadden, Dec. 12, 2010, at Jac.
(51-, 36-yard runs; 67-yard reception)
By Opponent C.J. Anderson, Dec. 28, 2014, at Den. (11-,
1-, 25-yard runs)

FIELD GOALS/PATs

Six Field Goals Made, Individual

By Raiders Sebastian Janikowski, Nov. 27, 2011, vs.
Chi. (40, 47, 42, 19, 37, 44 yards)
By Opponent Greg Davis, Oct. 5, 1997, vs. SD (30, 22, 38,
43, 33, 33 yards)



K Sebastian Janikowski

Five Field Goals Made, Individual

By Raiders Sebastian Janikowski, Dec. 16, 2012, vs. KC
(20, 50, 57, 30, 41 yards)
By Opponent Nate Kaeding, Sept. 10, 2012, vs. SD (23,
28, 19, 41, 45 yards)

Four Field Goals Made, Individual

By Raiders Sebastian Janikowski, Nov. 21, 2014, vs.
Buf. (45, 36, 38, 49)
By Opponent Connor Barth, Dec. 28, 2014, at Den. (49,
36, 35, 21)

60-yard Field Goal

By Raiders Sebastian Janikowski, Sept. 12, 2011, at
Den. (63 yards)
By Opponent Never

Blocked Field-goal Attempt

By Raiders Justin Tuck, Sept. 14, 2014, vs. Hou. (27-
yard Randy Bullock attempt)
By Opponent Ndamukong Suh, Dec. 18, 2011, vs. Det.
(65-yard Sebastian Janikowski attempt)

Two-point Conversion

By Raiders Juron Criner, Nov. 4, 2012, vs. TB (pass
from Carson Palmer)
By Opponent Emmanuel Sanders, Oct. 27, 2013, vs. Pit.
(run)

PAT Missed

By Raiders Sebastian Janikowski, Oct. 5, 2007, at Chi.
(wide right)
By Opponent Shayne Graham, Dec. 10, 2006, at Cin. (hit
left upright)

Blocked PAT

By Raiders Desmond Bryant, Dec. 11, 2011, at GB
(Mason Crosby, fifth attempt)
By Opponent Vince Wilfork, Dec. 14, 2008, vs. NE
(Sebastian Janikowski, third attempt)

PUNTING

80-yard Punt

By Raiders Shane Lechler, Nov. 27, 2011, vs. Chi. (80
yards)
By Opponent Never

70-yard Punt

By Raiders Shane Lechler, Dec. 24, 2011, at KC (76 yards)
By Opponent Dustin Colquitt, Dec. 16, 2012, vs. KC (71
yards)

60-yard Punt

By Raiders Marquette King, Nov. 16, 2014, at SD (62
yards)
By Opponent Colton Schmidt, Dec. 21, 2014, vs. Buf. (67
yards)

Blocked Punt

By Raiders Denico Autry, Nov. 2, 2014, at Sea. (Jon
Ryan, punter)
By Opponent Antonio Allen, Dec. 8, 2013, at NYJ (Mar-
quette King, punter)

10 Punts, Individual

By Raiders Marquette King, Dec. 14, 2014, at KC (11
punts, 477 yards)
By Opponent Darren Bennett, Dec. 28, 2003, at SD (10
punts, 392 yards)

No Punts

By Raiders Dec. 5, 1999 vs. Sea.
By Opponent Sept. 30, 2012, at Den.

THE LAST TIME

OTHER SPECIAL TEAMS

Kickoff Returned for Touchdown

By Raiders	Jacoby Ford, Oct. 16, 2011, vs. Cle. (101 yards)
By Opponent	Jacoby Jones, Nov. 11, 2012, at Bal. (105 yards)

Punt Returned for Touchdown

By Raiders	Johnnie Lee Higgins, Dec. 21, 2008, vs. Hou. (80 yards)
By Opponent	De'Anthony Thomas, Dec. 14, 2014, at KC (81 yards)

Blocked Field Goal Returned for Touchdown

By Raiders	Never
By Opponent	Ray Mickens, Sept. 21, 1997, at NYJ (72 yards; Cole Ford, kicker)

Blocked Punt Returned for Touchdown

By Raiders	Brice Butler, Nov. 2, 2014, at Sea. (0 yards; Jon Ryan, punter)
By Opponent	Antonio Allen, Dec. 8, 2013, at NYJ (0 yards; Marquette King, punter)

OTHER DEFENSE

Shutout Posted

By Raiders	Dec. 16, 2012, vs. KC (15-0)
By Opponent	Nov. 30, 2014, at StL. (52-0)

Fumble Returned for Touchdown

By Raiders	Keith McGill, Dec. 28, 2014, at Den. (18 yards)
By Opponent	Cortland Finnegan, Sept. 28, 2014, vs. Mia. (50 yards)

Safety Scored

By Raiders	Rolando McClain, Dec. 11, 2011, at GB (Matt Flynn sacked)
By Opponent	Brian Cushing, Oct. 4, 2009, at Hou. (Justin Fargas tackled)

Six Sacks, Individual

By Raiders	Never
By Opponent	Derrick Thomas, Sept. 6, 1988, at KC

Five Sacks, Individual

By Raiders	Howie Long, Oct. 2, 1983, at Was.
By Opponent	Gary Jeter, Sept. 18, 1988, vs. LARm.

Four Sacks, Individual

By Raiders	Kameron Wimbley, Nov. 10, 2011, at SD
By Opponent	Brian Orakpo, Dec. 13, 2009, vs. Was.

Three Sacks, Individual

By Raiders	Kameron Wimbley, Jan. 2, 2011, at KC
By Opponent	Robert Quinn, Nov. 30, 2014, at StL.

MISCELLANEOUS

No Penalties

By Raiders	Dec. 4, 2005, at SD
By Opponent	Dec. 8, 1974, at KC

Game without Touchdown

By Raiders	Nov. 30, 2014, at StL.
By Opponent	Dec. 16, 2012, vs. KC

50 Points, Game

By Raiders	Oct. 24, 2010, at Den. (59)
By Opponent	Nov. 30, 2014, at StL. (52)

40 Points, Game

By Raiders	Dec. 19, 2004, vs. Ten. (40)
By Opponent	Dec. 28, 2014, at Den. (47)

500 Yards Total Offense

By Raiders	Nov. 3, 2013, vs. Phi. (560)
By Opponent	Nov. 3, 2013, vs. Phi. (542)

Tie Game

By Raiders	Oakland 23, at Denver 23, Oct. 22, 1973
------------	---



S Charles Woodson

INDIVIDUAL RECORDS

Regular season games only

SERVICE

Most seasons, head coach

- 10 John Madden, 1969-78
- 9 Tom Flores, 1979-87
- 7 Art Shell, 1989-94, 2006
- 4 Jon Gruden, 1998-2001
- 3 Al Davis, 1963-65
- John Rauch, 1966-68

Most seasons, active player

- 16 Tim Brown, 1988-03
- 15 Jim Otto, 1960-74
- Gene Upshaw, 1967-81
- Art Shell, 1968-82
- Sebastian Janikowski, 2000-14
- 14 Fred Biletnikoff, 1965-78
- Cliff Branch, 1972-85
- Dave Dalby, 1972-85
- Ray Guy, 1973-86



WR Tim Brown

Most games played

- 240 Tim Brown, 1988-03
- 236 Sebastian Janikowski, 2000-14
- 217 Gene Upshaw, 1967-81
- 210 Jim Otto, 1960-74
- 207 Art Shell, 1968-81
- 207 Ray Guy, 1973-86
- 206 Steve Wisniewski, 1989-01
- Shane Lechler, 2000-12
- 205 Dave Dalby, 1972-85

Most consecutive games played

- 210 Jim Otto, 1960-74
- 207 Gene Upshaw, 1967-81
- 207 Ray Guy, 1973-86
- 205 Dave Dalby, 1972-85

Most consecutive starts

- 210 Jim Otto, 1960-74
- 207 Gene Upshaw, 1967-81

SCORING

Most seasons leading league

- 1 George Blanda, 1967
- Errol Mann, 1977
- Marcus Allen, 1982
- Jeff Jaeger, 1993

Most seasons leading team

- 15 Sebastian Janikowski, 2000-14
- 7 George Blanda, 1967-73
- Chris Bahr, 1980-81, 1983, 1985-88
- Jeff Jaeger, 1989-95
- 2 Six tied

Most consecutive seasons leading team

- 15 Sebastian Janikowski, 2000-14
- 7 George Blanda, 1967-73
- Jeff Jaeger, 1989-95

Most points, career

- 1,574 Sebastian Janikowski, 2000-14 (15 seasons, 482 PAT, 364 FG)
- 863 George Blanda, 1967-75 (9 seasons, 395 PAT, 156 FG)
- 817 Chris Bahr, 1980-88 (9 seasons, 331 PAT, 162 FG)
- 667 Jeff Jaeger, 1989-95 (7 seasons, 211 PAT, 152 FG)
- 626 Tim Brown, 1988-2003 (16 seasons, 104 TD, 1 2-pt. conv.)

Most points, season

- 142 Sebastian Janikowski, 2010 (43 PAT, 33 FG)
- 132 Jeff Jaeger, 1993 (27 PAT, 35 FG)
- 129 Sebastian Janikowski, 2011 (36 PAT, 31 FG)
- 128 Sebastian Janikowski, 2002 (50 PAT, 26 FG)
- 118 Sebastian Janikowski, 2012 (25 PAT, 31 FG)

Most points, no touchdowns, season

- 142 Sebastian Janikowski, 2010 (43 PAT, 33 FG)
- 132 Jeff Jaeger, 1993 (27 PAT, 35 FG)
- 129 Sebastian Janikowski, 2011 (36 PAT, 31 FG)
- 128 Sebastian Janikowski, 2002 (50 PAT, 26 FG)
- 118 Sebastian Janikowski, 2012 (25 PAT, 31 FG)

Most seasons, 100-or-more points

- 8 Sebastian Janikowski, 2000-02, 2004, 2010-13
- 4 George Blanda, 1967-69, 1973
- 3 Chris Bahr, 1983-85
- Jeff Jaeger, 1989, 1991, 1993
- 1 Marcus Allen, 1984
- Cole Ford, 1996

Most consecutive seasons, 100-or-more points

- 4 Sebastian Janikowski, 2010-13
- 3 George Blanda, 1967-69
- Chris Bahr, 1983-85
- Sebastian Janikowski, 2000-02

Most points, rookie, season

- 112 Sebastian Janikowski, 2000
- 84 Marcus Allen, 1982
- 63 George Fleming, 1961
- 50 J.D. Smith, 1960
- 42 Charlie Smith, 1968
- Raymond Chester, 1970
- Arthur Whittington, 1978
- Tim Brown, 1988
- Jacoby Ford, 2010

Most points, game

- 24 Art Powell, vs. HouO.; Dec. 22, 1963
- Marcus Allen, vs. SD; Sept. 24, 1984
- Harvey Williams, at SD; Nov. 16, 1997
- Darren McFadden, at Den.; Oct. 24, 2010

Most consecutive games, scoring

- 102 Chris Bahr, Oct. 18, 1981 – Oct. 16, 1988
- 93 Sebastian Janikowski, Sept. 3, 2000 – Dec. 31, 2005
- 83 Sebastian Janikowski, Nov. 1, 2009 – Nov. 20, 2014
- 60 George Blanda, Sept. 10, 1967 – Dec. 20, 1970
- 46 Jeff Jaeger, Sept. 10, 1989 – Dec. 8, 1991

OVERALL TOUCHDOWNS

Most seasons leading league

- 2 Warren Wells, 1968-69
- Marcus Allen, 1982, 1984
- 1 Art Powell, 1963

Most consecutive seasons leading league

- 2 Warren Wells, 1968-69

Most seasons leading team

- 9 Tim Brown, 1991-96, 1998, 2000-01
- 5 Marcus Allen, 1982-85, 1990
- 4 Art Powell, 1963-66
- 3 Warren Wells, 1968-70
- Mark van Eeghen, 1977-79

INDIVIDUAL RECORDS

Most consecutive seasons leading team

- 6 Tim Brown, 1991-96
- 4 Art Powell, 1963-66
- Marcus Allen, 1982-85
- 3 Warren Wells, 1968-70
- Mark van Eeghen, 1977-79

Most touchdowns, career

- 104 Tim Brown, 1988-2003
- 98 Marcus Allen, 1982-92
- 77 Fred Biletnikoff, 1966-78
- 67 Cliff Branch, 1973-83
- 54 Clem Daniels, 1961-67

Most touchdowns, season

- 18 Marcus Allen, 1984
- 16 Art Powell, 1963
- Pete Banaszak, 1975
- 14 Warren Wells, 1969
- Marcus Allen, 1982
- Marcus Allen, 1985

Most touchdowns, rookie, season

- 14 Marcus Allen, 1982
- 8 J.D. Smith, 1960
- 7 Charlie Smith, 1968
- Raymond Chester, 1970
- Arthur Whittington, 1978
- Tim Brown, 1988
- Jacoby Ford, 2010

Most touchdowns, game

- 4 Art Powell, vs. HouO.; Dec. 22, 1963
- Marcus Allen, vs. SD; Sept. 24, 1984
- Harvey Williams, at SD; Nov. 4, 1997
- Darren McFadden, at Den.; Oct. 24, 2010

Most consecutive games, scoring touchdown

- 6 Warren Wells, Dec. 17, 1968 – Oct. 13, 1969
- Charlie Smith, Nov. 12-Dec. 17, 1972
- Marcus Allen, Nov. 10-Dec. 15, 1985
- Mervyn Fernandez, Dec. 18, 1988 – Oct. 9, 1989
- Tim Brown, Nov. 5-Dec. 9, 2001
- LaMont Jordan, Sept. 18-Oct. 30, 2005

POINTS AFTER TOUCHDOWN

Most seasons leading league

- 5 George Blanda, 1967-69, 1972, 1974
- 1 Mike Mercer, 1963
- Errol Mann, 1977
- Chris Bahr, 1982

Most seasons leading team

- 15 Sebastian Janikowski, 2000-14
- 9 George Blanda, 1967-75
- Chris Bahr, 1980-88
- 7 Jeff Jaeger, 1989-95
- 3 Mike Mercer, 1963-65
- Errol Mann, 1976-78

Most consecutive seasons leading team

- 15 Sebastian Janikowski, 2000-14
- 9 George Blanda, 1967-75
- Chris Bahr, 1980-88
- 7 Jeff Jaeger, 1989-95
- 3 Mike Mercer, 1963-65
- Errol Mann, 1976-78

Most kicking PAT attempted, career

- 485 Sebastian Janikowski, 2000-14
- 403 George Blanda, 1967-75
- 350 Chris Bahr, 1980-88
- 216 Jeff Jaeger, 1989-95
- 119 Mike Mercer, 1963-66

Most kicking PAT attempted, season

- 57 George Blanda, 1967
- 54 George Blanda, 1968
- 53 Chris Bahr, 1983
- 50 Sebastian Janikowski, 2002
- 48 George Blanda, 1975

Most kicking PAT attempted, game

- 8 Sebastian Janikowski, at Den.; Oct. 24, 2010
- 7 Mike Mercer, vs. NYJ; Oct. 20, 1963
- Mike Mercer, vs. HouO.; Dec. 22, 1963
- George Blanda, vs. Den.; Sept. 10, 1967
- George Blanda, vs. SD; Oct. 29, 1967
- Errol Mann, vs. TB; Nov. 28, 1976
- Sebastian Janikowski, vs. Car.; Dec. 24, 2000
- Sebastian Janikowski, vs. Ten.; Sept. 29, 2002

Most 1-point PATs, career

- 482 Sebastian Janikowski, 2000-14
- 395 George Blanda, 1967-75
- 331 Chris Bahr, 1980-88
- 211 Jeff Jaeger, 1989-95
- 118 Mike Mercer, 1963-66

Most 1-point PATs, season

- 56 George Blanda, 1967
- 54 George Blanda, 1968
- 51 Chris Bahr, 1983
- 50 Sebastian Janikowski, 2002
- 47 Mike Mercer, 1963

Most 1-point PATs, game

- 8 Sebastian Janikowski, at Den.; Oct. 24, 2010
- 7 Mike Mercer, vs. NYJ; Oct. 20, 1963
- Mike Mercer, vs. HouO.; Dec. 22, 1963
- George Blanda, vs. SD; Oct. 29, 1967
- Errol Mann, vs. TB; Nov. 28, 1976
- Sebastian Janikowski, vs. Car.; Dec. 24, 2000
- Sebastian Janikowski, vs. Ten.; Sept. 29, 2002

Most consecutive kicking PATs

- 193 Sebastian Janikowski, Dec. 21, 2008 – Dec. 28, 2014 (current)
- 190 George Blanda, Sept. 10, 1967 – Dec. 13, 1969
- 147 Sebastian Janikowski, Sept. 3, 2000 – Sept. 28, 2003
- 118 Mike Mercer, Sept. 7, 1963 – Sept. 2, 1966
- 101 Sebastian Janikowski, Dec. 5, 2004 – Dec. 14, 2008

Highest kicking PAT percentage, career (100 att.)

- 0.994 Sebastian Janikowski, 2000-14 (482-485)
- 0.992 Mike Mercer, 1963-66 (118-119)
- 0.980 George Blanda, 1967-75 (395-403)
- 0.977 Jeff Jaeger, 1989-95 (211-216)
- 0.946 Chris Bahr, 1980-88 (331-350)

Most kicking PAT, no misses, season

- 54 George Blanda, 1968
- 50 Sebastian Janikowski, 2002
- 46 Sebastian Janikowski, 2000
- 45 George Blanda, 1969
- 44 George Blanda, 1972

Most kicking PAT, no misses, game

- 8 Sebastian Janikowski, at Den.; Oct. 24, 2010
- 7 Mike Mercer, vs. NYJ; Oct. 20, 1963
- 7 Mike Mercer, vs. HouO.; Dec. 22, 1963
- 7 George Blanda, vs. SD; Oct. 29, 1967
- 7 Errol Mann, vs. TB; Nov. 28, 1976
- 7 Sebastian Janikowski, vs. Car.; Dec. 24, 2000
- 7 Sebastian Janikowski, vs. Ten.; Sept. 29, 2002

Most 2-point conversions, career

- 2 Harvey Williams, 1994-98
- Rich Gannon, 1999-2004
- Jerry Porter, 2001-07
- Ronald Curry, 2002-08
- 1 15 tied

Most 2-point conversions, season

- 2 Jerry Porter, 2002
- Ronald Curry, 2007
- 1 19 tied

Most 2-point conversions, game

- 1 23 tied

INDIVIDUAL RECORDS

FIELD GOALS

Most seasons leading league

- 1 Jeff Jaeger, 1993
- Sebastian Janikowski, 2010

Most seasons leading team

- 15 Sebastian Janikowski, 2000-14
- 9 George Blanda, 1967-75
- Chris Bahr, 1980-88
- 7 Jeff Jaeger, 1989-95
- 3 Mike Mercer, 1963-65
- Errol Mann, 1976-78

Most consecutive seasons leading team

- 15 Sebastian Janikowski, 2000-14
- 9 George Blanda, 1967-75
- Chris Bahr, 1980-88
- 7 Jeff Jaeger, 1989-95
- 3 Mike Mercer, 1963-65
- Errol Mann, 1976-78

Most field goals attempted, career

- 454 Sebastian Janikowski, 2000-14
- 249 George Blanda, 1967-75
- Chris Bahr, 1980-88
- 204 Jeff Jaeger, 1989-95
- 64 Mike Mercer, 1963-66

Most field goals attempted, season

- 44 Jeff Jaeger, 1993
- 41 Sebastian Janikowski, 2010
- 37 George Blanda, 1969
- Chris Bahr, 1980
- 35 Sebastian Janikowski, 2011

Most field goals attempted, game

- 6 Chris Bahr, at SD; Sept. 14, 1980
- Jeff Jaeger, vs. Phoe.; Dec. 10, 1989
- Sebastian Janikowski, at SD; Oct. 29, 2000
- Sebastian Janikowski, at Chi.; Oct. 5, 2003
- Sebastian Janikowski, at Ari.; Sept. 26, 2010
- Sebastian Janikowski, vs. Chi.; Nov. 27, 2011
- Sebastian Janikowski, vs. KC; Dec. 16, 2012
- Sebastian Janikowski, vs. Ten.; Nov. 24, 2013

Most field goals, career

- 364 Sebastian Janikowski, 2000-14
- 162 Chris Bahr, 1980-88
- 156 George Blanda, 1967-75
- 152 Jeff Jaeger, 1989-95
- 45 Cole Ford, 1995-97

Most field goals, season

- 35 Jeff Jaeger, 1993
- 33 Sebastian Janikowski, 2010
- 31 Sebastian Janikowski, 2011
- Sebastian Janikowski, 2012
- 29 Jeff Jaeger, 1991

Most field goals, rookie, season

- 32 Sebastian Janikowski, 2000
- 11 George Fleming, 1961
- 8 Cole Ford, 1995
- 4 Fred Steinfert, 1976

Most field goals, game

- 6 Sebastian Janikowski, vs. Chi.; Nov. 27, 2011
- 5 Jeff Jaeger, vs. Den.; Dec. 11, 1994
- Sebastian Janikowski, at SD; Oct. 29, 2000
- Sebastian Janikowski, at Chi.; Oct. 5, 2003
- Sebastian Janikowski, at Min.; Nov. 18, 2007
- Sebastian Janikowski, vs. KC; Dec. 16, 2012

Most field goals, quarter

- 4 Sebastian Janikowski, at Chi.; Oct. 5, 2003

Most consecutive games, scoring field goals

- 16 Sebastian Janikowski, Sept. 10, 2000 – Sept. 30, 2001
- Sebastian Janikowski, Dec. 6, 2009 – Nov. 28, 2010
- 15 Jeff Jaeger, Dec. 30, 1990 – Dec. 8, 1991
- Jeff Jaeger, Sept. 5, 1993 – Jan. 2, 1994
- Jeff Jaeger, Oct. 16, 1994 – Nov. 12, 1995
- Sebastian Janikowski, Dec. 18, 2011 – Dec. 2, 2012

Most consecutive field goals made

- 20 Sebastian Janikowski, Nov. 16, 2008 – Nov. 15, 2009
- 19 Sebastian Janikowski, Dec. 24, 2011 – Oct. 21, 2012
- 13 Sebastian Janikowski, Sept. 25-Nov. 20, 2011
- 12 Chris Bahr, Dec. 23, 1985 – Oct. 5, 1986
- Jeff Jaeger, Sept. 8-Oct. 13, 1991
- Jeff Jaeger, Nov. 20, 1994 – Oct. 8, 1995

Longest field goal made

- 63 Sebastian Janikowski, at Den.; Sept. 12, 2011
- 61 Sebastian Janikowski, at Cle.; Dec. 27, 2009
- 59 Sebastian Janikowski, vs. Ind.; Dec. 26, 2010
- 57 Sebastian Janikowski, vs. NYJ; Oct. 19, 2008
- Sebastian Janikowski, vs. KC; Dec. 16, 2012
- Sebastian Janikowski, vs. SF; Dec. 7, 2014
- 56 Sebastian Janikowski, at KC; Sept. 14, 2008
- 55 Sebastian Janikowski, at Det.; Nov. 2, 2003
- Sebastian Janikowski, at Den.; Nov. 12, 2006
- Sebastian Janikowski, at Hou.; Oct. 9, 2011
- Sebastian Janikowski, at Cin.; Nov. 25, 2012

Longest field goal attempted

- 76 Sebastian Janikowski, vs. SD; Sept. 28, 2008
- 66 Sebastian Janikowski, vs. Was.; Dec. 13, 2009
- 65 Sebastian Janikowski, vs. KC; Dec. 19, 2011
- 64 Sebastian Janikowski, vs. Hou.; Nov. 4, 2007
- Sebastian Janikowski, vs. Jac.; Oct. 21, 2012
- 63 Chris Bahr, vs. Cle.; Nov. 16, 1986
- Sebastian Janikowski, at Den.; Sept. 12, 2011
- 61 Sebastian Janikowski, at SD; Dec. 4, 2005
- Sebastian Janikowski, at Cle.; Dec. 27, 2009
- Sebastian Janikowski, vs. Cle.; Dec. 2, 2012



K Jeff Jaeger

Highest field-goal percentage, career (50 att.)

- .802 Sebastian Janikowski, 2000-14 (364-454)
- .745 Jeff Jaeger, 1989-95 (152-204)
- .726 Cole Ford, 1995-97 (45-62)
- .651 Chris Bahr, 1980-85 (134-162)
- .627 George Blanda, 1967-75 (162-249)

Highest field-goal percentage, season (1 att. per game)

- .912 Sebastian Janikowski, 2012 (31-34)
- .897 Sebastian Janikowski, 2009 (26-29)
- .893 Sebastian Janikowski, 2004 (25-28)
- .886 Sebastian Janikowski, 2011 (31-35)
- .880 Sebastian Janikowski, 2003 (22-25)

Most field goals, no misses, game

- 6 Sebastian Janikowski, vs. Chi.; Nov. 27, 2011
- 5 Jeff Jaeger, vs. Den.; Dec. 11, 1994
- Sebastian Janikowski, at Min., Nov. 18, 2007
- 4 Several times; last: S.Janikowski, vs SD; Oct. 12, 2014

Most field goals, 50-or-more yards, career

- 48 Sebastian Janikowski, 2000-14
- 13 Jeff Jaeger, 1989-95
- 7 Chris Bahr, 1980-88
- 1 George Fleming, 1961
- George Blanda, 1967-75
- Greg Davis, 1998
- Cole Ford, 1995-97
- Joe Nedney, 1999

INDIVIDUAL RECORDS

Most field goals, 50-or-more yards, season

- 7 Sebastian Janikowski, 2011
- 6 Sebastian Janikowski, 2007
- Sebastian Janikowski, 2009
- Sebastian Janikowski, 2012
- 4 Jeff Jaeger, 1993
- Sebastian Janikowski, 2010

Most field goals, 50-or-more yards, game

- 3 Sebastian Janikowski, at Hou.; Oct. 9, 2011
- 2 Sebastian Janikowski, at Ten.; Oct. 28, 2007
- Sebastian Janikowski, vs. Ind.; Dec. 26, 2010
- 1 Several times; last: Sebastian Janikowski, at KC; Dec. 14, 2014

SAFETIES

Most safeties, career

- 3 Ted Hendricks, 1975-83
- 2 Lyle Alzado, 1982-85
- Greg Townsend, 1983-97
- 1 Several players

Most safeties, season

- 1 Several times; last: Rolando McClain, 2011

Most safeties, game

- 1 Several times; last: Rolando McClain, at GB; Dec. 11, 2011

RUSHING

Attempts, Rushing

Most seasons leading league

(None)

Most seasons leading team

- 8 Marcus Allen, 1982-88, 1990
- 5 Clem Daniels, 1962-66
- Marv Hubbard, 1970-74
- Mark van Eeghen, 1976-80
- 3 Napoleon Kaufman, 1996-98
- Tyrone Wheatley, 1999-2000, 2003
- Darren McFadden, 2010, 2012, 2014

Most consecutive seasons leading team

- 7 Marcus Allen, 1982-88
- 5 Clem Daniels, 1962-66
- Marv Hubbard, 1970-74
- Mark van Eeghen, 1976-80
- 3 Napoleon Kaufman, 1996-98



RB Marcus Allen

Most attempts, career

- 2,090 Marcus Allen, 1982-92
- 1,475 Mark van Eeghen, 1974-81
- 1,133 Clem Daniels, 1961-67
- 1,038 Darren McFadden, 2008-14
- 978 Napoleon Kaufman, 1995-2000

Most attempts, season

- 380 Marcus Allen, 1985
- 324 Mark van Eeghen, 1977
- 282 Harvey Williams, 1994
- 275 Marcus Allen, 1984
- 272 Napoleon Kaufman, 1997
- LaMont Jordan, 2005

Most attempts, rookie, season

- 172 Arthur Whittington, 1978
- 160 Marcus Allen, 1982
- 156 Greg Robinson, 1993
- 142 Napoleon McCallum, 1986
- 113 Darren McFadden, 2008
- 95 Charlie Smith, 1968
- Michael Bush, 2008

Most attempts, game

- 36 Mark van Eeghen, at NYJ; Oct. 23, 1977
- 33 Marcus Allen, at GB; Sept. 13, 1987
- Justin Fargas, vs. Den.; Dec. 2, 2007
- 32 Tyrone Wheatley, vs. Min.; Nov. 16, 2003
- 31 Clem Daniels, at KC; Nov. 8, 1963
- Marcus Allen, vs. Cin.; Nov. 17, 1985
- Napoleon Kaufman, vs. Cin.; Oct. 25, 1998
- 30 Marcus Allen, vs. SD; Oct. 28, 1985
- Darren McFadden, vs. STL; Sept. 19, 2010
- Michael Bush, at SD; Nov. 10, 2011
- Michael Bush, at Min.; Nov. 20, 2011
- Darren McFadden, vs. KC; Dec. 15, 2012

Yards Gained, Rushing

Most seasons leading league

- 1 Clem Daniels, 1963
- Marcus Allen, 1985

Most seasons leading team

- 7 Marcus Allen, 1982-88
- 6 Clem Daniels, 1962-67
- 5 Mark van Eeghen, 1976-80
- 4 Marv Hubbard, 1971-74
- 3 Napoleon Kaufman, 1996-98
- Tyrone Wheatley, 1999-2000, 2003
- Justin Fargas, 2006-08
- Darren McFadden, 2010, 2012, 2014

Most consecutive seasons leading team

- 7 Marcus Allen, 1982-88
- 6 Clem Daniels, 1962-67
- 5 Mark van Eeghen, 1976-80
- 4 Marv Hubbard, 1971-74
- 3 Napoleon Kaufman, 1996-98
- Justin Fargas, 2006-08

Most yards rushing, career

- 8,545 Marcus Allen, 1982-92
- 5,907 Mark van Eeghen, 1974-81
- 5,103 Clem Daniels, 1961-67
- 4,792 Napoleon Kaufman, 1995-2000
- 4,394 Marv Hubbard, 1969-75

Most seasons, 1,000-or-more yards rushing

- 3 Mark van Eeghen, 1976-78
- Marcus Allen, 1983-85
- 1 Clem Daniels, 1963
- Marv Hubbard, 1972
- Harvey Williams, 1995
- Napoleon Kaufman, 1997
- Tyrone Wheatley, 2000
- LaMont Jordan, 2005
- Justin Fargas, 2007
- Darren McFadden, 2010

Most consecutive seasons, 1,000-or-more yards rushing

- 3 Mark van Eeghen, 1976-78
- Marcus Allen, 1983-85

Most yards rushing, season

- 1,759 Marcus Allen, 1985
- 1,294 Napoleon Kaufman, 1997
- 1,273 Mark van Eeghen, 1977
- 1,168 Marcus Allen, 1984
- 1,157 Darren McFadden, 2010
- 1,114 Harvey Williams, 1995
- 1,100 Marv Hubbard, 1972
- 1,099 Clem Daniels, 1963
- 1,080 Mark van Eeghen, 1978
- 1,046 Tyrone Wheatley, 2000
- 1,025 LaMont Jordan, 2005
- 1,014 Marcus Allen, 1983

INDIVIDUAL RECORDS

1,012 Mark van Eeghen, 1976

1,009 Justin Fargas, 2007

Most yards rushing, rookie, season

697 Marcus Allen, 1982

661 Arthur Whittington, 1978

591 Greg Robinson, 1993

554 Bo Jackson, 1987

536 Napoleon McCallum, 1986

504 Charlie Smith, 1968

499 Darren McFadden, 2008

Most yards rushing, game

227 Napoleon Kaufman, vs. Den.; Oct. 19, 1997

221 Bo Jackson, at Sea.; Nov. 30, 1987

200 Clem Daniels, vs. NYJ; Oct. 20, 1963

187 Clem Daniels, at HouO.; Dec. 9, 1962

187 Hewitt Dixon, at HouO.; Sept. 29, 1968

179 Justin Fargas, at Mia.; Sept. 30, 2007

177 Michael Bush, at TB; Dec. 28, 2008

173 Marcus Allen, vs. Den.; Nov. 24, 1985

171 Darren McFadden, vs. NYJ; Sept. 25, 2011

167 Clem Daniels, vs. Den.; Oct. 25, 1964

Most yards rushing, rookie, game

221 Bo Jackson, at Sea.; Nov. 30, 1987

164 Darren McFadden, at KC; Sept. 14, 2008

156 Marcus Allen, vs. Sea.; Dec. 5, 1982

134 Arthur Whittington, at KC; Nov. 5, 1978

126 Marcus Allen, at SD; Jan. 2, 1983

118 Charlie Smith, at Cin.; Nov. 24, 1968

116 Marcus Allen, at SF; Sept. 12, 1982

Most games, 100-or-more yards rushing, career

22 Marcus Allen, 1982-92

15 Clem Daniels, 1961-67

14 Napoleon Kaufman, 1995-2000

13 Darren McFadden, 2008-13

10 Marv Hubbard, 1969-75

Most games, 100-or-more yards rushing, season

11 Marcus Allen, 1985

6 Napoleon Kaufman, 1997

4 Darren McFadden, 2010

4 Clem Daniels, 1963

Bo Jackson, 1989

Napoleon Kaufman, 1998

Most consecutive games, 100-or-more yards rushing

11 Marcus Allen, Oct. 6-Dec. 23, 1985

3 Marv Hubbard, Oct. 27-Nov. 10, 1974

Bo Jackson, Oct. 29-Nov. 12, 1989

Bo Jackson, Dec. 2-16, 1990

Napoleon Kaufman, Sept. 14-28, 1997

Longest run from scrimmage

93 Terrelle Pryor, vs. Pit.; Oct. 27, 2013

92 Bo Jackson, vs. Cin.; Nov. 5, 1989

91 Bo Jackson, at Sea.; Nov. 30, 1987

90 Latavis Murray, vs. KC; Nov. 20, 2014

89 Kenny King, vs. SD; Oct. 12, 1980

88 Bo Jackson, vs. Cin.; Dec. 16, 1990 (no TD)

87 Jack Larscheid, vs. Bos.; Oct. 16, 1960

83 Napoleon Kaufman, vs. Den.; Oct. 19, 1997

Tony Teresa, vs. Buf.; Nov. 13, 1960

80 Napoleon Kaufman, vs. NYG; Sept. 13, 1998

Tyrone Wheatley, vs. Sea.; Oct. 22, 2000

Rashad Jennings, at Hou.; Nov. 17, 2013

Average Gain, Rushing

Highest average gain, career (750 att.)

4.90 Napoleon Kaufman, 1995-2000 (978-4,792)

4.81 Marv Hubbard, 1969-75 (913-4,394)

4.53 Clarence Davis, 1971-78 (804-3,640)

4.50 Clem Daniels, 1961-67 (1,133-5,103)

4.09 Darren McFadden, 2008-14 (1,038-4,247)

4.09 Marcus Allen, 1982-92 (2,090-8,545)

Highest average gain, season (75 att.)

6.9 Terrelle Pryor, 2013 (83-576)

6.8 Bo Jackson, 1987 (81-554)

5.9 Rich Gannon, 2000 (89-529)

5.8 Napoleon Kaufman, 1996 (150-874)



RB Bo Jackson

5.6 Bo Jackson, 1990 (125-698)

5.5 Bo Jackson, 1989 (173-950)

Highest average gain, game (10 att.)

12.3 Bo Jackson, at Sea.; Nov. 30, 1987 (18-221)

12.2 Bo Jackson, vs. Cin.; Nov. 5, 1989 (13-159)

11.8 Tony Teresa, vs. Buf.; Nov. 13, 1960 (12-141)

11.5 Kenny King, vs. SD; Oct. 12, 1980 (12-138)

11.0 Marv Hubbard, at HouO.; Dec. 2, 1973

(11-121)

Touchdowns, Rushing

Most seasons leading league

1 Pete Banaszak, 1975

Marcus Allen, 1982

Most seasons leading team

8 Marcus Allen, 1982-88, 1990

4 Charlie Smith, 1968-72

Pete Banaszak, 1971, 1974-76

Mark van Eeghen, 1977-80

3 Clem Daniels, 1962, 1965-66

Harvey Williams, 1994-95, 1998

Tyrone Wheatley, 1999-2000, 2004

Zack Crockett, 2001-03

Michael Bush, 2009-11

Most consecutive seasons leading team

7 Marcus Allen, 1982-88

4 Charlie Smith, 1968-72

Mark van Eeghen, 1977-80

3 Pete Banaszak, 1974-76

Zack Crockett, 2001-03

Michael Bush, 2009-11

Most rushing touchdowns, career

79 Marcus Allen, 1982-92

47 Pete Banaszak, 1966-78

35 Mark van Eeghen, 1974-81

Zack Crockett, 1999-2006

32 Tyrone Wheatley, 1999-2004

30 Clem Daniels, 1961-67

Most rushing touchdowns, season

16 Pete Banaszak, 1975

13 Marcus Allen, 1984

12 Marcus Allen, 1990

11 Marcus Allen, 1982

Marcus Allen, 1985

Most rushing touchdowns, rookie, season

11 Marcus Allen, 1982

7 Arthur Whittington, 1978

6 J.D. Smith, 1960

5 Charlie Smith, 1968

4 Bo Jackson, 1987

Darren McFadden, 2008

Most rushing touchdowns, game

3 Tony Teresa, at BosP.; Nov. 4, 1960

Clem Daniels, vs. HouO.; Nov. 6, 1966

Pete Banaszak, at Was.; Nov. 23, 1975

Pete Banaszak, vs. KC; Dec. 21, 1975

Mark van Eeghen, vs. Atl.; Oct. 14, 1979

INDIVIDUAL RECORDS

Booker Russell, vs. SD; Oct. 25, 1979
 Marcus Allen, vs. LARm.; Dec. 18, 1982
 Marcus Allen, vs. SD; Sept. 24, 1984
 Marcus Allen, at Mia.; Dec. 2, 1984
 Marcus Allen, vs. SD; Oct. 28, 1985
 Marcus Allen, vs. KC; Nov. 25, 1990
 Rich Gannon, at Ind.; Sept. 10, 2000
 LaMont Jordan, vs. Buf.; Oct. 23, 2005
 Daunte Culpepper, at Mia.; Sept. 30, 2007
 Darren McFadden, at Den.; Oct. 24, 2010

Most consecutive games, rushing for touchdowns

- 5 Charlie Smith, Nov. 12-Dec. 11, 1972
- Mark van Eeghen, Oct. 29-Nov. 26, 1978
- Marcus Allen, Oct. 30-Nov. 27, 1983
- 4 Clem Daniels, Dec. 2, 1962 – Sept. 7, 1963
- Hewitt Dixon, Dec. 10, 1967 – Sept. 15, 1968
- Art Whittington, Sept. 17-Oct. 8, 1978
- Harvey Williams, Sept. 17-Oct. 8, 1995
- Zack Crockett, Nov. 5-26, 2000

PASSING

Passer Rating (current rating system implemented in 1973)

Most seasons leading league

- 1 Tom Flores, 1960
- Ken Stabler, 1976

Highest passer rating, career (800 att.)

- 91.2 Rich Gannon, 1999-2004
- 83.5 Carson Palmer, 2011-12
- 82.1 Jeff Hostetler, 1993-96
- 80.2 Ken Stabler, 1970-79
- 76.1 Kerry Collins, 2004-05

Highest passer rating, season (200 att.)

- 103.4 Ken Stabler, 1976
- 97.3 Rich Gannon, 2002
- 95.5 Rich Gannon, 2001
- 94.9 Ken Stabler, 1974
- 92.4 Rich Gannon, 2000

Highest passer rating, game (12 att.)

- 158.2 Jay Schroeder, vs. Sea.; Nov. 17, 1991
- 149.3 Jay Schroeder, at Min.; Dec. 22, 1990
- 148.3 Rich Gannon, vs. SD; Nov. 14, 1999
- 147.7 Ken Stabler, at Chi.; Nov. 7, 1976
- 145.8 Daryle Lamonica, at Mia.; Sept. 21, 1968

Attempts

Most seasons leading league

- 1 Daryle Lamonica, 1969
- Rich Gannon, 2002

Most seasons leading team

- 7 Ken Stabler, 1973-79
- 6 Daryle Lamonica, 1967-72
- 5 Tom Flores, 1960-61, 1963, 1965-66
- Rich Gannon, 1999-03
- 4 Jim Plunkett, 1980, 1982-83, 1986
- Marc Wilson, 1981, 1984-85, 1987
- Jay Schroeder, 1988, 1990-92
- Jeff Hostetler, 1993-96

Most consecutive seasons leading team

- 7 Ken Stabler, 1973-79
- 6 Daryle Lamonica, 1967-72
- 5 Rich Gannon, 1999-03
- 4 Jeff Hostetler, 1993-96
- 3 Jay Schroeder, 1990-92

Most passes attempted, career

- 2,481 Ken Stabler, 1970-79
- 2,448 Rich Gannon, 1999-2004
- 2,248 Daryle Lamonica, 1967-74
- 1,707 Jim Plunkett, 1979-86
- 1,666 Marc Wilson, 1980-87

Most passes attempted, season

- 618 Rich Gannon, 2002
- 599 Derek Carr, 2014
- 565 Kerry Collins, 2005
- Carson Palmer, 2012
- 549 Rich Gannon, 2001

Most passes attempted, rookie, season

- 599 Derek Carr, 2014
- 211 Matt McGloin, 2013
- 66 JaMarcus Russell, 2007
- 40 Todd Marinovich, 1991
- 38 David Humm, 1975
- 35 Chon Gallegos, 1962

Most passes attempted, game

- 64 Rich Gannon, at Pit.; Sept. 15, 2002
- 61 Carson Palmer, vs. TB; Nov. 4, 2012
- 59 Todd Marinovich, vs. Cle.; Sept. 20, 1992
- 56 Derek Carr, at KC; Dec. 14, 2014
- 55 Rich Gannon, at KC; Oct. 27, 2002
- 54 Carson Palmer, vs. Cle.; Dec. 2, 2012
- Derek Carr, at Cle.; Oct. 26, 2014
- 53 Rich Gannon, at Den.; Nov. 13, 2000
- 52 Jim Plunkett, vs. KC; Oct. 5, 1980
- Jay Schroeder, at Sea.; Oct. 13, 1991
- 51 Rich Gannon, vs. NYJ; Oct. 24, 1999

Completions

Most seasons leading league

- 1 Daryle Lamonica, 1969
- Rich Gannon, 2002

Most seasons leading team

- 7 Ken Stabler, 1973-79
- 6 Daryle Lamonica, 1967-72
- 5 Tom Flores, 1960-61, 1963, 1965-66
- Rich Gannon, 1999-03
- 4 Jim Plunkett, 1980, 1982-83, 1986
- Marc Wilson, 1981, 1984-85, 1987
- Jay Schroeder, 1988, 1990-92
- Jeff Hostetler, 1993-96



QB Ken Stabler

Most consecutive seasons leading team

- 7 Ken Stabler, 1973-79
- 6 Daryle Lamonica, 1967-72
- 5 Rich Gannon, 1999-03
- 4 Jeff Hostetler, 1993-96
- 3 Jay Schroeder, 1990-92

Most passes completed, career

- 1,533 Rich Gannon, 1999-2004
- 1,486 Ken Stabler, 1970-79
- 1,138 Daryle Lamonica, 1967-74
- 960 Jim Plunkett, 1979-86
- 913 Jeff Hostetler, 1993-96

Most passes completed, season

- 418 Rich Gannon, 2002
- 361 Rich Gannon, 2001
- 348 Derek Carr, 2014
- 345 Carson Palmer, 2012
- 304 Rich Gannon, 1999
- Ken Stabler, 1979

Most passes completed, rookie, season

- 348 Derek Carr, 2014
- 118 Matt McGloin, 2013
- 36 JaMarcus Russell, 2007

INDIVIDUAL RECORDS

- 23 Todd Marinovich, 1991
- 18 Chon Gallegos, 1962
- David Humm, 1975

Most passes completed, game

- 43 Rich Gannon, at Pit.; Sept. 15, 2002
- 39 Carson Palmer, vs. TB; Nov. 4, 2012
- 35 Rich Gannon, at Den.; Dec. 30, 2001
- Rich Gannon, vs. SD; Oct. 20, 2002
- Rich Gannon, at KC; Oct. 27, 2002



QB Rich Gannon

Completion Percentage

Most seasons leading league

- 2 Ken Stabler, 1973, 1976
- 1 Tom Flores, 1960

Highest completion percentage, career (500 att.)

- 62.6 Rich Gannon, 1999-2004 (1,533-2,448)
- 60.9 Carson Palmer, 2011-12 (544-893)
- 59.9 Ken Stabler, 1970-79 (1,486-2,481)
- 58.5 Jeff Hostetler, 1993-96 (913-1,562)
- 58.1 Derek Carr, 2014 (348-599)

Highest completion percentage, season (140 att.)

- 67.6 Rich Gannon, 2002 (418-618)
- 66.7 Ken Stabler, 1976 (194-291)
- 65.8 Rich Gannon, 2001 (361-549)
- 62.7 Ken Stabler, 1973 (163-260)
- 61.1 Carson Palmer, 2012 (345-565)

Highest completion percentage, rookie, season

- 58.1 Derek Carr, 2014
- 57.5 Todd Marinovich, 1991
- 55.9 Matt McGloin, 2013
- 54.5 JaMarcus Russell, 2007
- 51.4 Chon Gallegos, 1962

Highest completion percentage, game (20 att.)

- 89.5 Rich Gannon, at Den.; Nov. 11, 2002 (34-38)
- 86.2 Ken Stabler, at BalC.; Oct. 28, 1973 (25-29)
- 85.2 Jeff Hostetler, vs. Min.; Sept. 5, 1993 (23-27)
- 84.8 Rich Gannon, at KC; Oct. 15, 2000 (28-33)
- 83.3 Ken Stabler, vs. Det.; Nov. 10, 1974 (20-24)
- 81.3 Rich Gannon, vs. Car.; Dec. 24, 2000 (26-32)
- 80.0 Ken Stabler, at Den.; Oct. 17, 1976 (16-20)
- Ken Stabler, vs. Cin.; Dec. 6, 1976 (16-20)
- Carson Palmer, vs. Det.; Dec. 18, 2011 (32-40)

Yards Passing

Most seasons leading league

- 1 Daryle Lamonica, 1969
- Jeff George, 1997

Most seasons leading team

- 7 Ken Stabler, 1973-79
- 6 Daryle Lamonica, 1967-72

- 5 Tom Flores, 1960-61, 1963, 1965-66
- Rich Gannon, 1999-03
- 4 Jim Plunkett, 1980, 1982-83, 1986
- Marc Wilson, 1981, 1984-85, 1987
- Jay Schroeder, 1988, 1990-92
- Jeff Hostetler, 1993-96

Most consecutive seasons leading team

- 7 Ken Stabler, 1973-79
- 6 Daryle Lamonica, 1967-72
- 5 Rich Gannon, 1999-03
- 4 Jeff Hostetler, 1993-96
- 3 Jay Schroeder, 1990-92

Most yards passing, career

- 19,078 Ken Stabler, 1970-79
- 17,585 Rich Gannon, 1999-2004
- 16,655 Daryle Lamonica, 1967-74
- 12,665 Jim Plunkett, 1979-86
- 11,760 Marc Wilson, 1980-87
- 11,635 Tom Flores, 1960-66
- 11,122 Jeff Hostetler, 1993-96
- 10,276 Jay Schroeder, 1988-92

Most seasons, 3,000-or-more yards passing

- 4 Rich Gannon, 1999-2002
- 3 Daryle Lamonica, 1967-69
- 2 Jeff Hostetler, 1993-94
- 2 Kerry Collins, 2004-05
- 1 Ken Stabler, 1979
- Jeff George, 1997
- Carson Palmer, 2012
- Derek Carr, 2014

Most consecutive seasons, 3,000-or-more yards passing

- 4 Rich Gannon, 1999-2002
- 3 Daryle Lamonica, 1967-69
- 2 Jeff Hostetler, 1993-94
- 2 Kerry Collins, 2004-05

Most yards passing, season

- 4,689 Rich Gannon, 2002
- 4,018 Carson Palmer, 2012
- 3,917 Jeff George, 1997
- 3,840 Rich Gannon, 1999
- 3,828 Rich Gannon, 2001
- 3,759 Kerry Collins, 2005
- 3,615 Ken Stabler, 1979
- 3,495 Kerry Collins, 2004
- 3,430 Rich Gannon, 2000
- 3,334 Jeff Hostetler, 1994
- 3,302 Daryle Lamonica, 1969
- 3,270 Derek Carr, 2014
- 3,245 Daryle Lamonica, 1968
- 3,242 Jeff Hostetler, 1993

Most yards passing, rookie, season

- 3,270 Derek Carr, 2014
- 1,547 Matt McGloin, 2013
- 373 JaMarcus Russell, 2007
- 298 Chon Gallegos, 1962
- 246 David Humm, 1975
- 243 Todd Marinovich, 1991

Most yards passing, game

- 427 Cotton Davidson, vs. Den.; Oct. 25, 1964
- 424 Jeff Hostetler, vs. SD; Oct. 31, 1993
- 417 Carson Palmer, vs. SD; Jan. 1, 2012
- 414 Carson Palmer, vs. TB; Nov. 4, 2012
- 407 Tom Flores, vs. HouO.; Dec. 22, 1963
- 403 Rich Gannon, at Pit.; Sept. 15, 2002

Most games, 300-or-more yards passing, career

- 20 Rich Gannon, 1999-2004
- 11 Daryle Lamonica, 1967-74
- 10 Jim Plunkett, 1979-86
- Carson Palmer, 2011-12
- 8 Ken Stabler, 1970-79
- Marc Wilson, 1980-87

Most games, 300-or-more yards passing, season

- 10 Rich Gannon, 2002
- 6 Carson Palmer, 2012
- 5 Daryle Lamonica, 1968

INDIVIDUAL RECORDS

- 4 Cotton Davidson, 1964
- Jeff Hostetler, 1994
- Rich Gannon, 2001
- Kerry Collins, 2004
- Carson Palmer, 2011

Most consecutive games, 300-or-more yards passing

- 6 Rich Gannon, Sept. 15-Oct. 27, 2002
- 3 Cotton Davidson, Oct. 16-Nov. 1, 1964
- Daryle Lamonia, Nov. 3-24, 1968
- Rich Gannon, Nov. 24-Dec. 8, 2002
- Carson Palmer, Nov. 4-18, 2012

Longest pass completion

- 99 Jim Plunkett (to Cliff Branch), at Was.; Oct. 2, 1983
- 94 George Blanda (to Warren Wells), vs. Den.; Nov. 10, 1968
- 93 Tom Flores (to Dobie Craig), vs. NYJ; Oct. 20, 1963
- 92 Marc Wilson (to Marcus Allen), vs. Sea. Oct. 7, 1984 (no TD)
- 90 Cotton Davidson (to Dick Dorsey), at SD; Dec. 2, 1962
- 88 Ken Stabler (to Cliff Branch), vs. GB; Oct. 24, 1976
- 86 Jim Plunkett (to Cliff Branch), at Phi.; Nov. 23, 1980
- JaMarcus Russell (to Zach Miller), vs. Phi.; Oct. 18, 2009
- 85 Tom Flores (to Charley Fuller), at Buf.; Nov. 5, 1961
- Jay Schroeder (to Mervyn Fernandez), at NO; Oct. 23, 1988

Average Gain, Passing

Most seasons leading league

- 1 Ken Stabler, 1976
- Jay Schroeder, 1990

Highest average gain, career (800 att.)

- 7.69 Ken Stabler, 1970-79
- 7.58 Carson Palmer, 2011-12
- 7.42 Jim Plunkett, 1979-86
- 7.41 Daryle Lamonia, 1967-74
- 7.37 Jay Schroeder, 1988-92

Highest average gain, season (200 att.)

- 9.41 Ken Stabler, 1976
- 8.62 Tom Flores, 1966
- 8.53 Jay Schroeder, 1990
- 8.51 Tom Flores, 1963
- 8.39 Carson Palmer, 2011



QB Daryle Lamonia

Highest average gain, game (20 att.)

- 14.95 Carson Palmer, at SD; Nov. 10, 2011
- 14.33 Daryle Lamonia, at Mia.; Sept. 21, 1968
- 14.03 Tom Flores, vs. HouO.; Dec. 22, 1963
- 13.25 Jeff Hostetler, vs. SD; Oct. 31, 1993

- 13.04 Ken Stabler, at Den.; Oct. 22, 1973
- 13.04 Ken Stabler, at SD; Oct. 10, 1976
- 13.00 Jeff George, at Atl.; Sept. 14, 1997
- 12.95 Tom Flores, vs. Den.; Dec. 15, 1963

Touchdown Passes

Most seasons leading league

- 2 Daryle Lamonia, 1967, 1969
- Ken Stabler, 1974, 1976

Most touchdown passes, career

- 150 Ken Stabler, 1970-79
- 148 Daryle Lamonia, 1967-74
- 114 Rich Gannon, 1999-2004
- 92 Tom Flores, 1960-66
- 80 Jim Plunkett, 1979-86

Most touchdown passes, season

- 34 Daryle Lamonia, 1969
- 30 Daryle Lamonia, 1967, 1969
- 29 Jeff George, 1997
- 28 Rich Gannon, 2000
- 27 Ken Stabler, 1976
- Rich Gannon, 2001

Most touchdown passes, rookie, season

- 21 Derek Carr, 2014
- 8 Matt McGloin, 2013
- 3 David Humm, 1975
- Todd Marinovich, 1991
- 2 Chon Gallegos, 1962
- JaMarcus Russell, 2007

Most touchdown passes, game

- 6 Tom Flores, vs. HouO.; Dec. 22, 1963
- Daryle Lamonia, vs. Buf.; Oct. 19, 1969
- 5 Tom Flores, vs. Den.; Dec. 15, 1963
- Cotton Davidson, vs. Den.; Oct. 25, 1964
- Marc Wilson, at SD; Oct. 21, 1984
- Rich Gannon, vs. Car.; Dec. 24, 2000
- Kerry Collins, vs. Ten.; Dec. 19, 2004

Most games, four-or-more TD passes, career

- 7 Daryle Lamonia, 1967-74
- 6 Ken Stabler, 1970-79
- 5 Rich Gannon, 1999-2004
- 3 Jeff Hostetler, 1993-96
- 2 Tom Flores, 1960-66
- Marc Wilson, 1980-87
- Kerry Collins, 2004-05

Most games, four-or-more TD passes, season

- 2 Tom Flores, 1963
- Daryle Lamonia, 1967
- Daryle Lamonia, 1968
- Daryle Lamonia, 1969
- Ken Stabler, 1974
- Ken Stabler, 1975
- Rich Gannon, 2000
- Kerry Collins, 2004

Most consecutive games, four-or-more TD passes

- 2 Tom Flores, Dec. 15-22, 1963

Most consecutive games, TD pass

- 25 Daryle Lamonia, Dec. 8, 1968 – Nov. 15, 1970
- 19 Rich Gannon, Nov. 5, 2001 – Nov. 11, 2002
- 15 Ken Stabler, Dec. 14, 1975 – Sept. 18, 1977
- 12 Daryle Lamonia, Dec. 17, 1967 – Nov. 24, 1968
- Ken Stabler, Sept. 30-Dec. 16, 1979

Had Intercepted

Most passes had intercepted, career

- 143 Ken Stabler, 1970-79
- 115 Daryle Lamonia, 1967-74
- 86 Marc Wilson, 1980-87
- 83 Tom Flores, 1960-66
- 81 Jim Plunkett, 1979-86

Most passes had intercepted, season

- 30 Ken Stabler, 1978
- 25 Daryle Lamonia, 1969

INDIVIDUAL RECORDS

- 24 Ken Stabler, 1975
- 23 Cotton Davidson, 1962
- 22 Ken Stabler, 1979

Fewest passes had intercepted, season (200 att.)

- 4 Rich Gannon, 2003 (225 attempts)
- 5 Rick Mirer, 2003 (221 attempts)
- 7 Steve Beuerlein, 1988 (238 attempts)
- 8 Marc Wilson, 1987 (266 attempts)
- JaMarcus Russell, 2008 (368 attempts)
- Jason Campbell, 2010 (329 attempts)
- Matt McGloin, 2013 (211 attempts)

Most passes had intercepted, game

- 7 Ken Stabler, vs. Den.; Oct. 16, 1977
- 6 Cotton Davidson, at SD; Nov. 1, 1964
- Donald Hollas, vs. Mia.; Dec. 6, 1998
- 5 Daryle Lamonica, at Cin.; Nov. 2, 1969
- Ken Stabler, at Mia.; Dec. 10, 1978
- Ken Stabler, at NY; Oct. 21, 1979
- Jim Plunkett, vs. KC; Oct. 5, 1980

Most attempts, no interceptions, game

- 56 Derek Carr, at KC; Dec. 14, 2014
- 54 Derek Carr, at Cle.; Oct. 26, 2014
- 48 Kerry Collins, vs. NYG; Dec. 31, 2005
- 46 Carson Palmer, vs. SD; Sept. 10, 2012
- 44 Jeff George, vs. NYG; Sept. 13, 1998

Lowest Percentage, Passes Had Intercepted

Most seasons leading league

- 2 Daryle Lamonica, 1967-68
- 1 Tom Flores, 1965

Lowest percentage, career (800 att.)

- 2.04 Rich Gannon, 1999-2004 (50 int., 2,448 att.)
- 2.97 Kerry Collins, 2004-05 (32 int., 1,078 att.)
- 3.14 Jeff Hostetler, 1993-96 (49 int., 1,562 att.)
- 3.36 Carson Palmer, 2011-12 (30 int., 893 att.)
- 4.45 Jay Schroeder, 1988-92 (62 int., 1,394)

Lowest percentage, season (200 att.)

- 1.62 Rich Gannon, 2002 (10 int., 618 att.)
- 1.64 Rich Gannon, 2001 (9 int., 549 att.)
- 1.73 Jeff George, 1997 (9 int., 521 att.)
- 1.78 Rich Gannon, 2003 (4 int., 225 att.)
- 2.00 Derek Carr, 2014 (12 int., 599 att.)
- 2.12 Kerry Collins, 2005 (12 int., 565 att.)

Times Sacked (since 1963: sack became official in 1982)

Most times sacked, career

- 189 Ken Stabler, 1970-79
- 178 Jim Plunkett, 1979-86
- 171 Marc Wilson, 1980-87
- 162 Rich Gannon, 1999-2004
- 133 Jeff Hostetler, 1993-96

Most times sacked, season

- 58 Jeff George, 1997
- 49 Rich Gannon, 1999
- 46 Andrew Walter, 2006
- 42 Jim Plunkett, 1983
- 41 Jeff Hostetler, 1994

Most times sacked, game

- 10 Jeff George, at KC; Sept. 6, 1998
- 9 Steve Beuerlein, vs. LARm.; Sept. 18, 1988
- Andrew Walter, at Sea.; Nov. 6, 2006
- Terrelle Pryor, at KC; Oct. 13, 2013
- 8 Jim Plunkett, at Phi.; Nov. 23, 1980
- Jim Plunkett, at Sea.; Oct. 16, 1983
- Marc Wilson, vs. SD; Sept. 28, 1986
- Marc Wilson, vs. Chi.; Dec. 27, 1987
- Donald Hollas, vs. Mia.; Dec. 6, 1998

PASS RECEIVING

Most seasons leading league, receptions

- 2 Todd Christensen, 1983, 1986
- 1 Fred Biletnikoff, 1971
- Tim Brown, 1997

Most seasons leading team, receptions

- 11 Tim Brown, 1988, 1992-2001
- 6 Fred Biletnikoff, 1968-73
- 5 Todd Christensen, 1982-86
- 4 Art Powell, 1963-66
- 3 Cliff Branch, 1974-75, 1979
- Dave Casper, 1976-78
- Zach Miller, 2008-10



WR Fred Biletnikoff

Most consecutive seasons leading team, receptions

- 10 Tim Brown, 1992-2001
- 6 Fred Biletnikoff, 1968-73
- 5 Todd Christensen, 1982-86
- 4 Art Powell, 1963-66
- 3 Dave Casper, 1976-78
- Zach Miller, 2008-10

Most receptions, career

- 1,070 Tim Brown, 1988-2003
- 589 Fred Biletnikoff, 1965-78
- 501 Cliff Branch, 1972-84
- 461 Todd Christensen, 1981-88
- 446 Marcus Allen, 1982-92

Most seasons, 50-or-more receptions

- 11 Tim Brown, 1993-2003
- 4 Art Powell, 1963-66
- Fred Biletnikoff, 1968-69, 1971-72
- Marcus Allen, 1983-85, 1987
- Todd Christensen, 1983-86

Most receptions, season

- 104 Tim Brown, 1997
- 95 Todd Christensen, 1986
- 92 Todd Christensen, 1983
- Jerry Rice, 2002
- 91 Tim Brown, 2001
- Charlie Garner, 2002
- 90 Tim Brown, 1996
- Tim Brown, 1999

Most receptions, rookie, season

- 44 Zach Miller, 2007
- 43 Tim Brown, 1988
- 42 Raymond Chester, 1970
- 39 Rod Streater, 2012
- 38 Marcus Allen, 1982
- Mychal Rivera, 2013
- 34 Rickey Dudley, 1996
- Louis Murphy, 2009

Most receptions, game

- 14 Tim Brown, vs. Jac.; Dec. 21, 1997
- Brandon Myers, vs. Cle.; Dec. 2, 2012
- 13 Tim Brown, at KC; Oct. 27, 2002
- Darren McFadden, vs. SD; Sept. 10, 2012
- 12 Tim Brown, vs. Dal.; Nov. 19, 1995
- Dave Casper, at NE; Oct. 3, 1976

INDIVIDUAL RECORDS

Receiving Yards

Most seasons leading league

- 1 Art Powell, 1963
Warren Wells, 1969
Cliff Branch, 1974

Most seasons leading team

- 10 Tim Brown, 1992-2001
- 6 Cliff Branch, 1974-76, 1979-80, 1982
- 4 Art Powell, 1963-66
Todd Christensen, 1983-86
- 3 Fred Biletnikoff, 1967, 1971-72
Warren Wells, 1968-70
Mervyn Fernandez, 1988-89, 1991
Zach Miller, 2008-10



WR Cliff Branch

Most consecutive seasons leading team

- 10 Tim Brown, 1992-2001
- 4 Art Powell, 1963-66
Todd Christensen, 1983-86
- 3 Warren Wells, 1968-70
Zach Miller, 2008-10

Most yards receiving, career

- 14,734 Tim Brown, 1988-2003
- 8,974 Fred Biletnikoff, 1965-78
- 8,685 Cliff Branch, 1972-84
- 5,872 Todd Christensen, 1981-88
- 4,491 Art Powell, 1963-66

Most seasons, 1,000-or-more yards receiving

- 9 Tim Brown, 1993-2001
- 3 Art Powell, 1963-64, 1966
Todd Christensen, 1983-84, 1986
- 2 Warren Wells, 1968-69
Cliff Branch, 1974, 1976
Todd Christensen, 1983-84
Jerry Rice, 2001-02

Most yards receiving, season

- 1,408 Tim Brown, 1997
- 1,361 Art Powell, 1964
- 1,344 Tim Brown, 1999
- 1,342 Tim Brown, 1995
- 1,309 Tim Brown, 1994
- 1,304 Art Powell, 1963
- 1,260 Warren Wells, 1969
- 1,247 Todd Christensen, 1983
- 1,211 Jerry Rice, 2002

Most yards receiving, rookie, season

- 771 James Jett, 1993
- 725 Tim Brown, 1988
- 665 Jessie Hester, 1985
- 618 Denarius Moore, 2011
- 584 Rod Streater, 2012
- 556 Raymond Chester, 1970

Most yards receiving, game

- 247 Art Powell, vs. HouO.; Dec. 22, 1963
- 206 Art Powell, at BosP.; Oct. 8, 1965
- 198 Warren Wells, vs. Den.; Oct. 11, 1970
- 193 Jessie Hester, vs. Phi.; Nov. 30, 1986
- 190 Tim Brown, vs. NYJ; Oct. 24, 1999
- 183 Tim Brown, at Buf.; Dec. 5, 1993
- 181 Art Powell, at HouO.; Sept. 7, 1963

Most games, 200-or-more yards receiving, career

- 2 Art Powell, 1963-66

Most games, 100-or-more yards receiving, career

- 43 Tim Brown, 1988-2003
- 22 Cliff Branch, 1972-85
- 21 Fred Biletnikoff, 1965-78
- 18 Art Powell, 1963-66
- 14 Warren Wells, 1967-70
Todd Christensen, 1979-88

Most games, 100-or-more yards receiving, season

- 7 Art Powell, 1964
Warren Wells, 1968
Tim Brown, 1997
- 6 Cliff Branch, 1976
Tim Brown, 1995

Most consecutive games, 100-or-more yards receiving

- 3 Art Powell, Oct. 10-25, 1964
Warren Wells, Oct. 27-Nov. 10, 1968
Cliff Branch, Nov. 3-17, 1974
Cliff Branch, Oct. 24-Nov. 7, 1976
Tim Brown, Oct. 24-Nov. 14, 1999

Longest pass reception

- 99 Cliff Branch (from Jim Plunkett), at Was.; Oct. 2, 1983
- 94 Warren Wells (from George Blanda), vs. Den.; Nov. 10, 1968
- 93 Dobie Craig (from Tom Flores), vs. NYJ; Oct. 20, 1963
- 92 Marcus Allen (from Marc Wilson), vs. Sea.; Oct. 7, 1984 (no TD)
- 90 Dick Dorsey (from Cotton Davidson), at SD; Dec. 2, 1962
- 88 Cliff Branch (from Ken Stabler), vs. GB; Oct. 24, 1976
- 86 Cliff Branch (from Jim Plunkett), at Phi.; Nov. 23, 1980
Zach Miller (from JaMarcus Russell), vs. Phi.; Oct. 18, 2009
- 85 Charley Fuller (from Tom Flores), at Buf.; Nov. 5, 1961
Mervyn Fernandez (from Jay Schroeder), at NO; Oct. 23, 1988

Average Gain, Receiving

Highest average gain, career (145 rec.)

- 23.29 Warren Wells, 1967-70 (156-3,634)
- 20.03 Willie Gault, 1988-93 (149-2,985)
- 19.36 Dokie Williams, 1983-87 (148-2,866)
- 18.01 Mervyn Fernandez, 1987-92 (209-3,764)
- 17.68 Art Powell, 1963-66 (254-4,491)
- 17.34 Cliff Branch, 1972-84 (501-8,685)
- 17.25 James Jett, 1993-2001 (256-4,417)

Highest average gain, season (24 rec.)

- 26.81 Warren Wells, 1969 (47-1,260)
- 25.97 Mervyn Fernandez, 1988 (31-805)
- 24.64 Willie Gault, 1989 (28-690)
- 24.15 Cliff Branch, 1976 (46-1,111)
- 23.36 James Jett, 1993 (33-771)

Highest average gain, game (3 rec.)

- 57.3 Clem Daniels, vs. Buf.; Sept. 15, 1963 (3-172)
- 48.3 Jessie Hester, vs. Phi.; Nov. 30, 1986 (4-193)
- 43.3 Marcus Allen, vs. Sea.; Oct. 7, 1984 (4-173)
- 42.3 Warren Wells, at Den.; Nov. 10, 1968 (3-127)
- 41.7 Raghib Ismail, vs. Ind.; Oct. 22, 1995 (3-125)

Touchdown Receptions

Most seasons leading league

- 2 Warren Wells, 1968-69
Cliff Branch, 1974, 1976

- 1 Art Powell, 1963

Most consecutive seasons leading league

- 2 Warren Wells, 1968-69

Most seasons leading team

- 11 Tim Brown, 1988, 1991-96, 1998, 2000-01, 2003

INDIVIDUAL RECORDS

- 5 Cliff Branch, 1974-77, 1982
Todd Christensen, 1983-86
- 4 Art Powell, 1963-66
- 3 Warren Wells, 1968-70
Jerry Porter, 2002, 2004, 2007
Denarius Moore, 2011-13

Most consecutive seasons leading team

- 6 Tim Brown, 1991-96
- 5 Todd Christensen, 1983-86
- 4 Art Powell, 1963-66
Cliff Branch, 1974-77
- 3 Warren Wells, 1968-70
Denarius Moore, 2011-13

Most touchdown receptions, career

- 99 Tim Brown, 1988-2003
- 76 Fred Biletnikoff, 1965-78
- 67 Cliff Branch, 1972-84
- 50 Art Powell, 1963-66
- 42 Warren Wells, 1967-70
- 41 Todd Christensen, 1981-88

Most touchdown receptions, season

- 16 Art Powell, 1963
- 14 Warren Wells, 1969
- 13 Cliff Branch, 1974
- 12 Art Powell, 1965
Fred Biletnikoff, 1969
Cliff Branch, 1976
Todd Christensen, 1983
James Jett, 1997

Most touchdown receptions, rookie, season

- 7 Raymond Chester, 1970
- 5 Mike Siani, 1972
Tim Brown, 1988
Denarius Moore, 2011
- 4 Jessie Hester, 1985
Rickey Dudley, 1996
Louis Murphy, 2009
Mychal Rivera, 2013

Most touchdown receptions, game

- 4 Art Powell, vs. HouO.; Dec. 22, 1963
- 3 15 times; last:
Jerry Porter, vs. Ten.; Dec. 19, 2004

YARDS FROM SCRIMMAGE

Most yards from scrimmage, career

- 14,924 Tim Brown, 1988-2003
- 12,803 Marcus Allen, 1982-92
- 8,974 Fred Biletnikoff, 1965-78
- 8,755 Cliff Branch, 1972-85
- 8,394 Clem Daniels, 1961-67

Most yards from scrimmage, season

- 2,314 Marcus Allen, 1985
- 1,926 Marcus Allen, 1984
- 1,903 Charlie Garner, 2002
- 1,784 Clem Daniels, 1963
- 1,697 Napoleon Kaufman, 1997

Most yards from scrimmage, game

- 256 Clem Daniels, vs. NYJ; Oct. 20, 1963
- 248 Clem Daniels, vs. Buf.; Sept. 15, 1963
- 247 Art Powell, vs. HouO.; Dec. 22, 1963
- 242 Michael Bush, at SD; Nov. 10, 2011
- 235 Bo Jackson, at Sea.; Nov. 30, 1987

DEFENSE

Sacks (Became official stat in 1982)

Most seasons leading league

- 1 Derrick Burgess, 2005

Most sacks, career

- 107.5 Greg Townsend, 1983-93, 1997
- 84 Howie Long, 1981-93
- 57.5 Anthony Smith, 1991-97
- 53 Bill Pickel, 1983-90
- 39.5 Chester McGlockton, 1992-97

Most sacks, season

- 16 Derrick Burgess, 2005
- 15.5 Sean Jones, 1986
- 13 Howie Long, 1983
Greg Townsend, 1991
Anthony Smith, 1992
Pat Swilling, 1995

Most sacks, rookie, season

- 10.5 Greg Townsend, 1983
- 9 Aaron Wallace, 1990
- 6 Bill Pickel, 1983
- 5.5 Scott Davis, 1988
- 5 Trevor Scott, 2008
Lamarr Houston, 2010
- 4.5 Sio Moore, 2013

Most sacks, game

- 5 Howie Long, at Was.; Oct. 2, 1983
- 4 Anthony Smith, at Sea.; Oct. 18, 1992
Anthony Smith, vs. Sea.; Sept. 12, 1993
Kameron Wimbley, at SD; Nov. 10, 2011
- 3.5 Howie Long, at KC; Dec. 12, 1982
Bill Pickel, at Det.; Dec. 10, 1984
Greg Townsend, vs. Was.; Oct. 29, 1989
- 3 18 times; last: Tommy Kelly, at KC; Nov. 6, 2005

Most seasons, 10-or-more sacks

- 7 Greg Townsend, 1993, 1995-96, 1988-91
- 3 Howie Long, 1983-85
Anthony Smith, 1991-93
Bill Pickel, 1994-96
- 2 Lance Johnstone, 1998-99
Derrick Burgess, 2005-06

Most consecutive seasons, 10-or-more sacks

- 4 Greg Townsend, 1988-91
- 3 Howie Long, 1983-85
Anthony Smith, 1991-93
Bill Pickel, 1994-96
- 2 Greg Townsend, 1995-96
Lance Johnstone, 1998-99
Derrick Burgess, 2005-06

Defensive Touchdowns

Most defensive touchdowns, career

- 7 Terry McDaniel, 1990-96
- 6 Rod Martin, 1980-84
- 5 Dan Conners, 1966-69
Lester Hayes, 1979-86
- 4 George Atkinson, 1968-73
Greg Townsend, 1983-90
Eric Allen, 2000-01
Phillip Buchanan, 2002-04
- 3 Charles Woodson, 1998-2005, 2013

Most defensive touchdowns, season

- 3 Charlie Phillips, 1978
Terry McDaniel, 1994
Eric Allen, 2000
- 2 17 times; last: Phillip Buchanan, 2003

Most defensive touchdowns, rookie, season

- 2 Gus Otto, 1965
- 1 George Atkinson, 1968
Greg Townsend, 1983
Lance Johnstone, 1996
Charles Woodson, 1998
Phillip Buchanan, 2002
Keith McGill, 2014

Interceptions By

Most seasons leading league

- 1 Dave Grayson, 1968
Lester Hayes, 1980
Ronnie Lott, 1991
Rod Woodson, 2002

Most seasons leading team

- 6 Terry McDaniel, 1990, 1992-96
- 4 Vann McElroy, 1983, 1986-88

INDIVIDUAL RECORDS

- 3 Lester Hayes, 1979-80, 1985
Eric Allen, 1998-2000
Michael Huff, 2009-10, 2012

Most consecutive seasons leading team

- 5 Terry McDaniel, 1992-96
3 Vann McElroy, 1986-88
Eric Allen, 1998-2000
2 Tom Morrow, 1962-63
Warren Powers, 1965-66
Dave Grayson, 1968-69
Alonzo Thomas, 1974-75
Lester Hayes, 1979-80
Eddie Anderson, 1989-90
Phillip Buchanon, 2003-04
Chris Johnson, 2008-09
Michael Huff, 2009-10

Most interceptions by, career

- 39 Willie Brown, 1967-78
Lester Hayes, 1977-86
34 Terry McDaniel, 1988-97
31 Vann McElroy, 1982-90
30 George Atkinson, 1968-77
Jack Tatum, 1971-79



CB Lester Hayes

Most interceptions by, season

- 13 Lester Hayes, 1980
10 Tommy Morrow, 1962
Dave Grayson, 1968
Eddie Macon, 1960
Tommy Morrow, 1963

Most interceptions by, rookie, season

- 5 Charles Woodson, 1998
6 Charlie Phillips, 1975
4 Wayne Crow, 1960
Rodger Bird, 1966
George Atkinson, 1968
Jack Tatum, 1971
Neal Colzie, 1975

Most interceptions by, game

- 3 Tommy Morrow, at HouO.; Sept. 7, 1963
Dave Grayson, vs. SD.; Oct. 29, 1967
Dave Grayson, at SD.; Oct. 26, 1969
Willie Brown, vs. LARm.; Oct. 29, 1972
George Atkinson, at Cle.; Oct. 6, 1974
Charlie Phillips, vs. Den.; Dec. 8, 1975
Terry McDaniel, at NE.; Oct. 9, 1994
Rod Woodson, vs. Ten.; Sept. 29, 2002

Yards Gained

Most seasons leading league

- 1 Fred Williamson, 1962
Lester Hayes, 1980
James Davis, 1982
Mike Haynes, 1984
Eddie Anderson, 1989

Most interception yards, career

- 636 Jack Tatum, 1971-79
624 Dave Grayson, 1965-70
Terry McDaniel, 1988-97
572 Lester Hayes, 1977-86
531 Eddie Anderson, 1987-97

Most interception yards, season

- 273 Lester Hayes, 1980
233 Eddie Anderson, 1989
225 Rod Woodson, 2002
220 Mike Haynes, 1984
195 Dave Grayson, 1968

Most interception yards, rookie, season

- 136 Jack Tatum, 1971
131 Gus Otto, 1965
118 Charles Woodson, 1998
81 Phillip Buchanon, 2002
66 George Atkinson, 1968

Most interception yards, game

- 151 Mike Haynes, at Mia.; Dec. 2, 1984
134 Terry McDaniel, vs. Den.; Nov. 22, 1992
102 Eddie Anderson, at Mia.; Dec. 14, 1992
100 Rod Woodson, vs. Ten.; Sept. 29, 2002
Chris Carr, vs. Pit.; Oct. 29, 2006

Longest interception return (All TDs)

- 102 Eddie Anderson, at Mia.; Dec. 14, 1992
100 Chris Carr, vs. Pit.; Oct. 29, 2006
98 Rod Woodson, at Den.; Nov. 11, 2002
94 Eric Turner, vs. Den.; Sept. 20, 1998
83 Phillip Buchanon, vs. Cin.; Sept. 14, 2003
82 Rod Woodson, vs. Ten.; Sept. 29, 2002
81 Phillip Buchanon, at Buf.; Oct. 6, 2002

Most touchdowns on interceptions, career

- 5 Terry McDaniel, 1988-97
4 Dave Grayson, 1965-70
Lester Hayes, 1977-86
Rod Martin, 1979-88
Phillip Buchanon, 2002-04

Most touchdowns on interceptions, season

- 3 Eric Allen, 2000
2 Dave Grayson, 1965
Gus Otto, 1965
Warren Powers, 1967
Jimmy Warren, 1971
Lester Hayes, 1979
Rod Martin, 1983
Eddie Anderson, 1989
Terry McDaniel, 1994
Anthony Dorsett, 2001
Rod Woodson, 2002
Phillip Buchanon, 2003-04
Thomas Howard, 2007

Most touchdowns on interceptions, rookie, season

- 2 Gus Otto, 1965
1 George Atkinson, 1968
Charles Woodson, 1998
Phillip Buchanon, 2002

Most touchdowns on interceptions, game

- 1 85 times; last: Tracy Porter, at NYG; Nov. 10, 2013

PUNTING

Most punts, career

- 1,049 Ray Guy, 1973-86
1,014 Shane Lechler, 2000-12
642 Jeff Gossett, 1988-96
364 Mike Eischeid, 1966-71
280 Leo Araguz, 1996-99

Most punts, season

- 109 Marquette King, 2014
98 Leo Araguz, 1998
96 Ray Guy, 1981
Shane Lechler, 2003
Shane Lechler, 2009
93 Leo Araguz, 1997

INDIVIDUAL RECORDS

Most punts, game

16	Leo Araguz, vs. SD; Oct. 11, 1998
11	Wayne Crow, vs. HouO.; Sept. 11, 1960
	Mike Mercer, vs. BosP.; Sept. 22, 1963
	Ray Guy, vs. Cle.; Nov. 18, 1973
	Shane Lechler, vs. Car.; Nov. 9, 2008
	Shane Lechler, vs. KC; Nov. 15, 2009
	Marquette King, at Hou.; Nov. 17, 2013
	Marquette King, at KC; Dec. 14, 2014

Longest punt

80	Shane Lechler, vs. Chi.; Nov. 27, 2011
77	Wayne Crow, vs. NYJ; Oct. 29, 1961
	Shane Lechler, at Den.; Sept. 12, 2011
76	Shane Lechler, at KC; Dec. 24, 2011
74	Ray Guy, at Den.; Oct. 30, 1977
73	Shane Lechler, vs. SD; Sept. 28, 2003
72	Mike Eischeid; vs. Den.; Dec. 10, 1968
	Ray Guy, at HouO.; Dec. 2, 1973

Average Yardage, Punting

Most seasons leading league, gross average

5	Shane Lechler, 2003-05, 2007, 2009
3	Ray Guy, 1974-75, 1977
1	Marquette King, 2013

Highest gross average, punting, career (150 punts)

47.5	Shane Lechler, 2000-12 (1,014-48,215)
46.8	Marquette King, 2013-14 (193-9,037)
42.9	Leo Araguz, 1996-99 (280-12,024)
42.4	Ray Guy, 1973-86 (1,049-44,493)
42.3	Mike Eischeid, 1966-71 (364-15,381)

Highest gross average, punting, season (35 punts)

51.1	Shane Lechler, 2009
50.8	Shane Lechler, 2011
49.1	Shane Lechler, 2007
48.9	Marquette King, 2013
48.8	Shane Lechler, 2008



P Ray Guy

Highest gross average, punting, game (4 punts)

59.0	Shane Lechler, at Den.; Dec. 24, 2005 (5-295)
58.2	Shane Lechler, at Den.; Sept. 12, 2011 (6-349)
57.6	Ray Guy, at Den.; Sept. 6, 1981 (5-288)
56.9	Shane Lechler, at KC; Sept. 20, 2009 (7-398)
56.8	Shane Lechler, vs. Hou.; Dec. 3, 2006 (4-227)

Highest net average, career (150 punts, since 1976)

40.0	Marquette King, 2013-14
38.8	Shane Lechler, 2000-12
35.3	Jeff Gossett, 1988-96
35.0	Leo Araguz, 1996-99

Highest net average, season (35 punts, since 1976)

43.9	Shane Lechler, 2009
41.2	Shane Lechler, 2008
41.1	Shane Lechler, 2007
	Marquette King, 2013
40.9	Shane Lechler, 2011
40.8	Shane Lechler, 2010

Highest net average, punting, game (4 punts, since 1976)

52.2	Shane Lechler, vs. NYJ; Oct. 25, 2009
50.6	Shane Lechler, at Ari.; Sept. 26, 2010
49.5	Shane Lechler, at Ten.; Sept. 12, 2010
49.2	Shane Lechler, vs. Chi.; Nov. 27, 2011
48.2	Leo Araguz, at KC; Dec. 7, 1997

Punts Had Blocked

Most punts had blocked, career

4	Shane Lechler, 2000-12
3	Mike Eischeid, 1966-71
	Jerry DePoyster, 1971-72
	Ray Guy, 1973-86
	Jeff Gossett, 1988-96
2	Marquette King, 2013-14

Most punts had blocked, season

3	Jerry DePoyster, 1972
2	Wayne Crow, 1961
	Ray Guy, 1978
	Jeff Gossett, 1990
	Marquette King, 2013

Punts Inside the 20

Most punts inside the 20, career (since 1976)

322	Shane Lechler, 2000-12
210	Ray Guy, 1976-86
180	Jeff Gossett, 1988-96
86	Leo Araguz, 1996-99
54	Marquette King, 2013-14

Most punts inside the 20, season (since 1976)

33	Shane Lechler, 2008
32	Ray Guy, 1985
31	Marquette King, 2014
30	Shane Lechler, 2009
29	Leo Araguz, 1998

Most punts inside the 20, game (since 1976)

5	Leo Araguz, vs. SD; Oct. 11, 1998
	Shane Lechler, vs. SD; Sept. 3, 2000
	Shane Lechler, vs. NYJ; Oct. 19, 2008
	Shane Lechler, vs. KC; Nov. 15, 2009
4	20 times; last: Marquette King, at Den.; Dec. 28, 2014

PUNT RETURNS

Most seasons leading league, punt returns

2	Claude Gibson, 1963, 1965
	Rodger Bird, 1966-67
	George Atkinson, 1968, 1973
1	Greg Pruitt, 1983
	Fulton Walker, 1985

Most punt returns, career

320	Tim Brown, 1988-2002
168	Neal Colzie, 1975-78
148	George Atkinson, 1968-75
138	Greg Pruitt, 1982-84
115	Johnnie Lee Higgins, 2007-10

Most punt returns, season

62	Fulton Walker, 1985
58	Greg Pruitt, 1983
53	Greg Pruitt, 1984
49	Fulton Walker, 1986
	Tim Brown, 1988

Most punt returns, rookie, season

49	Tim Brown, 1988
48	Neal Colzie, 1975
37	Rodger Bird, 1966
36	George Atkinson, 1968
35	Ted Watts, 1981

Most punt returns, game

9	Rodger Bird, vs. Den.; Sept. 10, 1967
	Cle Montgomery, vs. Det.; Dec. 10, 1984
8	Neal Colzie, vs. SD; Oct. 5, 1975
	Ted Watts, vs. NE; Nov. 1, 1981
	Fulton Walker, vs. Cle.; Nov. 16, 1986
	Desmond Howard, vs. SD; Oct. 11, 1998

INDIVIDUAL RECORDS

Fair Catches

Most fair catches, career

150	Tim Brown, 1988-2003
43	Johnnie Lee Higgins, 2007-10
41	Greg Pruitt, 1982-84
36	Rod Sherman, 1967-71
33	Desmond Howard, 1997-98

Most fair catches, season

21	Tim Brown, 1996
	Tim Brown, 2001
	Johnnie Lee Higgins, 2009
20	Tim Brown, 1993
	Desmond Howard, 1997

Most fair catches, game

5	Darrien Gordon, vs. Atl.; Nov. 26, 2000
4	Desmond Howard, vs. NYG; Sept. 13, 1998
	David Dunn, at Phi.; Oct. 28, 2001
	Tim Brown, vs. SD; Oct. 20, 2002
	Tim Brown, at Ari.; Nov. 24, 2002
	Tim Brown, vs. Den.; Dec. 22, 2002
	Phillip Buchanon, at SD; Dec. 28, 2003
	Johnnie Lee Higgins, at Hou.; Oct. 4, 2009

Yards Gained, Punt Returns

Most seasons leading league

2	Claude Gibson, 1963-64
	Rodger Bird, 1966-67
1	George Atkinson, 1968
	Neal Colzie, 1975
	Greg Pruitt, 1983
	Fulton Walker, 1985
	Tim Brown, 1994
	Johnnie Lee Higgins, 2008

Most punt return yards, career

3,272	Tim Brown, 1988-2003
1,747	Neal Colzie, 1975-78
1,348	Greg Pruitt, 1982-84
1,247	George Atkinson, 1968-75
1,132	Fulton Walker, 1985-86
1,083	Claude Gibson, 1963-65
1,063	Rodger Bird, 1966-68

Most punt return yards, season

692	Fulton Walker, 1985
666	Greg Pruitt, 1983
655	Neal Colzie, 1975
612	Rodger Bird, 1967
570	Johnnie Lee Higgins, 2008

Most punt return yards, rookie, season

655	Neal Colzie, 1975
490	George Atkinson, 1968
444	Tim Brown, 1988
323	Rodger Bird, 1966
284	Ted Watts, 1981

Most punt return yards, game

205	George Atkinson, at Buf.; Sept. 15, 1968
	(5-205)
152	Cle Montgomery, at Det.; Dec. 10, 1984
	(9-152)
143	Rodger Bird, vs. Den.; Sept. 10, 1967 (9-143)
134	Rodger Bird, vs. SD; Oct. 29, 1967 (5-134)
133	Desmond Howard, vs. Sea.; Nov. 15, 1998
	(6-133)

Longest punt return (All TDs)

97	Greg Pruitt, at Was.; Oct. 2, 1983
93	Johnnie Lee Higgins, at Mia.; Nov. 16, 2008
89	Johnnie Lee Higgins, at Den.; Nov. 23, 2008
88	Tim Brown, vs. KC; Dec. 9, 2001
86	George Atkinson, at Buf.; Sept. 15, 1968
85	Claude Gibson, vs. KC; Nov. 3, 1963
83	Phillip Buchanon, vs. Ten.; Sept. 29, 2002
82	George Atkinson, vs. SD; Oct. 13, 1968
80	Phillip Buchanon, at SD; Dec. 28, 2003
80	Johnnie Lee Higgins, vs. Hou.; Dec. 21, 2008

Average Yardage, Punt Returns

Most seasons leading league

2	Claude Gibson, 1963-64
1	Rodger Bird, 1967

Highest punt return average, career (50 attempts)

12.59	Claude Gibson, 1963-65 (86-1,083)
11.31	Rodger Bird, 1966-68 (94-1,063)
10.97	Phillip Buchanon, 2002-04 (72-790)
10.43	Desmond Howard, 1997-98 (72-751)
10.4	Neal Colzie, 1975-78 (168-1,747)

Highest average, season (14 returns)

14.45	Claude Gibson, 1964 (29-419)
13.86	Cle Montgomery, 1984 (14-194)
13.65	Neal Colzie, 1975 (48-655)
13.64	Phillip Buchanon, 2003 (36-491)
13.61	George Atkinson, 1968 (36-490)

Highest average, rookie, season (14 returns)

13.65	Neal Colzie, 1975
13.61	George Atkinson, 1968
11.9	Phillip Buchanon, 2002
9.2	Alvin Wyatt, 1970
9.1	Tim Brown, 1988

Highest average, game (3 returns)

42.3	Neal Colzie, at Den.; Nov. 2, 1975 (3-127)
41.0	George Atkinson, at Buf.; Sept. 15, 1968
	(5-205)
32.0	Phillip Buchanon, vs. NYJ; Nov. 9, 2003
	(3-96)
30.7	Phillip Buchanon, at SD; Dec. 28, 2003
	(3-92)
30.0	Ron Smith, vs. Dal.; Dec. 14, 1974 (3-90)

Touchdowns, Punt Returns

Most seasons leading league

1	Claude Gibson, 1963
	George Atkinson, 1968
	Alvin Wyatt, 1970
	Greg Pruitt, 1983
	Desmond Howard, 1998
	Phillip Buchanon, 2003
	Johnnie Lee Higgins, 2008

Most touchdowns, career

3	Claude Gibson, 1963-65
	George Atkinson, 1968-75
	Tim Brown, 1988-2003
	Phillip Buchanon, 2002-04
	Johnnie Lee Higgins, 2007-10
2	Desmond Howard, 1997-98

Most touchdowns, season

1	Seven tied
3	Johnnie Lee Higgins, 2008
2	Claude Gibson, 1963
	George Atkinson, 1968
	Desmond Howard, 1998
	Phillip Buchanon, 2003

Most touchdowns, game

1	Several times; last: Johnnie Lee Higgins, vs. Hou.; Dec. 21, 2008
---	---

KICKOFF RETURNS

Most seasons leading league, returns

2	Chris Carr, 2005-06
1	Jack Larscheid, 1960
	George Fleming, 1961
	Tim Brown, 1988
	Desmond Howard, 1997

Most kickoff returns, career

201	Chris Carr, 2005-07
113	Bo Roberson, 1962-65
110	Desmond Howard, 1997-98
104	Raghib Ismail, 1993-95
98	Napoleon Kaufman, 1995-2000

INDIVIDUAL RECORDS

Most kickoff returns, season

73	Chris Carr, 2005
69	Chris Carr, 2006
61	Desmond Howard, 1997
59	Chris Carr, 2007
53	Doug Gabriel, 2004
	Jacoby Ford, 2010

Most kickoff returns, rookie, season

73	Chris Carr, 2005
53	Jacoby Ford, 2010
41	Tim Brown, 1988
35	Ira Matthews, 1979
32	George Atkinson, 1968

Most kickoff returns, game

10	Desmond Howard, at Sea.; Oct. 26, 1997
8	Raghib Ismail, at Sea.; Dec. 17, 1995
7	19 times, last: Jacoby Ford, vs. Mia.; Nov. 28, 2010

Kickoff Return Yards

Most seasons leading league

2	Chris Carr, 2005-06
1	Tim Brown, 1988

Most kickoff return yards, career

4,841	Chris Carr, 2005-07
2,791	Bo Roberson, 1962-65
2,358	Desmond Howard, 1997-98
2,234	Raghib Ismail, 1993-95
2,149	Napoleon Kaufman, 1995-2000
2,140	Clarence Davis, 1971-77

Most kickoff return yards, season

1,762	Chris Carr, 2006
1,752	Chris Carr, 2005
1,327	Chris Carr, 2007
1,318	Desmond Howard, 1997
1,280	Jacoby Ford, 2010

Most kickoff return yards, rookie, season

1,752	Chris Carr, 2005
1,280	Jacoby Ford, 2010
1,098	Tim Brown, 1988
873	Ira Matthews, 1979
802	George Atkinson, 1968

Most kickoff return yards, game

223	Desmond Howard, at Sea.; Oct. 26, 1997
220	Terry Kirby, at Sea.; Nov. 11, 2001
208	Jacoby Ford, vs. Mia.; Nov. 28, 2010
206	Chris Carr, at Bal.; Sept. 17, 2006
199	Doug Gabriel, at Hou.; Oct. 3, 2004

Longest kickoff return (All TDs)

104	Ira Matthews, vs. SD; Oct. 25, 1979
102	Harold Hart, at Mia.; Sept. 22, 1975
101	Jacoby Ford, vs. Cle.; Oct. 16, 2011

Average Yardage, Kickoff Returns

Most seasons leading league

1	Larry Brunson, 1979
	Tim Brown, 1988

Highest average, career (50 returns)

27.09	Clarence Davis, 1971-77 (79-2,140)
25.00	Jacoby Ford, 2010-13 (75-1,874)
24.91	George Atkinson, 1968-75 (76-1,893)
24.70	Bo Roberson, 1962-65 (113-2,791)
24.08	Chris Carr, 2005-07 (201-4,841)

Highest average, season (12 returns)

30.47	Harold Hart, 1975 (17-518)
28.40	Jack Larscheid, 1960 (30-852)
27.77	Bryan McCann, 2011 (13-361)
27.70	Bo Roberson, 1962 (27-748)
27.19	Clarence Davis, 1971 (27-734)

Highest average, game (3 returns)

53.00	Harold Hart, at Mia.; Sept. 22, 1975 (3-159)
49.67	Bryan McCann, at KC; Dec. 24, 2011 (3-149)
45.33	David Dunn, vs. Atl.; Nov. 26, 2000 (3-136)
45.00	Ira Matthews, vs. SD; Oct. 25, 1979 (4-180)
41.67	Bo Roberson, vs. SD; Sept. 30, 1962 (3-125)

Touchdowns, Kickoff Returns

Most seasons leading league

1	Bo Roberson, 1962
	Ira Matthews, 1979
	Tim Brown, 1988
	Jacoby Ford, 2010

Most touchdowns, career

4	Jacoby Ford, 2010-13
2	Terry Kirby, 2001-02
	Justin Miller, 2008-09
1	10 tied

Most touchdowns, season

3	Jacoby Ford, 2010
2	Justin Miller, 2008
1	13 times, last: Jacoby Ford, 2011

Most touchdowns, game

1	18 times, last: Jacoby Ford, vs. Cle.; Oct. 16, 2011
---	--

Combined Kick Returns

Most combined kick returns, career

369	Tim Brown, 1988-2003
278	Chris Carr, 2005-07
224	George Atkinson, 1968-75
186	Greg Pruitt, 1982-84
182	Desmond Howard, 1997-98

Most combined kick returns, season

107	Chris Carr, 2005
104	Chris Carr, 2006
94	Desmond Howard, 1998
90	Tim Brown, 1988
89	Greg Pruitt, 1983

Yards Gained, Combined Kick Returns

Most yards gained, career

5,295	Chris Carr, 2005-07
4,507	Tim Brown, 1988-2003
3,140	George Atkinson, 1968-75
3,109	Desmond Howard, 1997-98
2,845	Bo Roberson, 1962-65

Most yards gained, season

1,978	Chris Carr, 2006
1,938	Chris Carr, 2005
1,581	Desmond Howard, 1998
1,542	Tim Brown, 1988
1,528	Desmond Howard, 1997

Most yards gained, game

245	Chris Carr, at Bal.; Sept. 17, 2006
244	Desmond Howard, at Buf.; Dec. 13, 1998
230	George Atkinson, at Buf.; Sept. 15, 1968
227	Greg Pruitt, at Was.; Oct. 2, 1983
223	Desmond Howard, at Sea.; Oct. 26, 1997

Touchdowns, Combined Kick Return

Most touchdowns, combined kick returns, career

4	Tim Brown, 1988-2003
	Jacoby Ford, 2010-13
3	Claude Gibson, 1963-65
	George Atkinson, 1968-75
	Terry Kirby, 2001-02
	Phillip Buchanan, 2002-04
	Johnnie Lee Higgins, 2007-10

Most touchdowns, season

3	Johnnie Lee Higgins, 2008 (3 PR, 0 KR)
	Jacoby Ford, 2010 (0 PR, 3 KR)
2	Claude Gibson, 1963 (2 PR, 0 KR)
	George Atkinson, 1968 (2 PR, 0 KR)
	Desmond Howard, 1998 (2 PR, 0 KR)
	Terry Kirby, 2002 (1 PR, 1 KR)
	Phillip Buchanan, 2003 (2 PR, 0 KR)
	Justin Miller, 2008 (0 PR, 2 KR)

Most touchdowns, game

1	42 times, last: Jacoby Ford, vs. Cle.; Oct. 16, 2011
---	--

INDIVIDUAL RECORDS

COMBINED NET YARDS

Rushing, receiving, interception returns, punt returns, kickoff returns and fumble returns

Combined Attempts

Most combined attempts, career

2,547	Marcus Allen, 1982-92
1,650	Mark van Eeghen, 1974-81
1,501	Tim Brown, 1988-2003
1,377	Clem Daniels, 1961-67
1,252	Darren McFadden, 2008-14
1,207	Napoleon Kaufman, 1995-2000
1,116	Pete Banaszak, 1966-78
1,026	Charlie Smith, 1968-74
1,008	Tyrone Wheatley, 1999-2004
1,001	Marv Hubbard, 1969-75
989	Clarence Davis, 1971-78
981	Harvey Williams, 1994-98
926	Hewrit Dixon, 1966-70
923	Justin Fargas, 2003-09

Most combined attempts, season

449	Marcus Allen, 1985
342	LaMont Jordan, 2005
342	Marcus Allen, 1984
341	Harvey Williams, 1994
339	Mark van Eeghen, 1977
336	Marcus Allen, 1983
313	Napoleon Kaufman, 1997
309	Harvey Williams, 1997
301	Mark van Eeghen, 1978
293	Michael Bush, 2011
283	Charlie Garner, 2001
275	Mark van Eeghen, 1979
274	Charlie Garner, 2002
270	Darren McFadden, 2010
264	Tyrone Wheatley, 1999
258	Darren McFadden, 2012
257	Marcus Allen, 1988

Combined Net Yards Gained

Most combined net yards gained, career

19,443	Tim Brown, 1988-2003
12,798	Marcus Allen, 1982-92
9,266	Clem Daniels, 1961-67
8,981	Fred Biletnikoff, 1965-78
8,969	Cliff Branch, 1972-85
8,048	Napoleon Kaufman, 1995-2000

7,486	Mark van Eeghen, 1974-81
6,641	Clarence Davis, 1971-78
6,057	Darren McFadden, 2008-14
5,933	Todd Christensen, 1979-88
5,394	Chris Carr, 2005-07
5,374	Charlie Smith, 1968-74
5,147	Pete Banaszak, 1966-78
5,073	Marv Hubbard, 1969-75

Most combined net yards gained, season

2,317	Tim Brown, 1988
2,308	Marcus Allen, 1985
1,978	Chris Carr, 2006
1,938	Chris Carr, 2005
1,926	Marcus Allen, 1984
1,905	Jacoby Ford, 2010
1,904	Charlie Garner, 2002
1,812	Johnnie Lee Higgins, 2008
1,796	Tim Brown, 1994
1,784	Clem Daniels, 1963
1,726	Napoleon Kaufman, 1999
1,706	Tim Brown, 1995
1,705	Doug Gabriel, 2004
1,697	Napoleon Kaufman, 1997
1,657	Darren McFadden, 2010
1,614	Clem Daniels, 1962
1,604	Marcus Allen, 1983
1,588	LaMont Jordan, 2005
1,552	Clem Daniels, 1964
1,489	Harvey Williams, 1995
1,453	Clem Daniels, 1966
1,452	Clem Daniels, 1965
1,434	Tim Brown, 1997
1,417	Charlie Garner, 2001
1,408	Mark van Eeghen, 1977

Most combined net yards gained, rookie, season

2,317	Tim Brown, 1988
1,937	Chris Carr, 2005
1,905	Jacoby Ford, 2010
1,240	Arthur Whittington, 1978
1,152	Clarence Davis, 1971



TEAM RECORDS

CHAMPIONSHIPS

League championships

- 4 American Football League: 1967
- National Football League: 1976, 1980, 1983

Conference championships

- 4 AFC: 1976, 1980, 1983, 2002

Times finishing first, regular season

- 15 AFL West: 1967, 1969
- AFC West: 1970, 1972, 1973, 1974, 1975, 1976, 1983, 1985, 1990, 2000, 2001, 2002
- AFC: 1982

Consecutive times finishing first, regular season

- 5 1972-76 (AFC West)
- 3 2000-02 (AFC West)
- 2 1969-70 (AFL West, AFC West)
- 1982-83 (AFC, AFC West)

GAMES WON

Most consecutive games won

- 14 Oct. 15, 1967 – Oct. 6, 1968
- Oct. 10, 1976 – Oct. 9, 1977
- 11 Oct. 27, 1968 – Sept. 28, 1969
- 9 Sept. 22-Nov. 17, 1974
- Dec. 5, 1982 – Sept. 25, 1983
- 8 Oct. 20-Dec. 22, 1963

Most consecutive games won, season

- 10 Oct. 15-Dec. 24, 1967
- Oct. 10-Dec. 12, 1976
- 9 Sept. 22-Nov. 17, 1974
- 8 Oct. 20-Dec. 22, 1963
- Oct. 27-Dec. 15, 1968
- 7 Oct. 26-Dec. 8, 1975

Most consecutive games without defeat

- 15 Oct. 27, 1968 – Oct. 26, 1969
- 14 Oct. 15, 1967 – Oct. 6, 1968
- Oct. 10, 1976 – Oct. 9, 1977
- 9 Sept. 22-Nov. 17, 1974
- Dec. 5, 1982 – Sept. 25, 1983

Most games won, regular season

- 13 1967
- 1976
- 12 1968
- 1969
- 1974
- 1983
- 1985
- 1990
- 2000

Most consecutive games won, start of season

- 4 1968
- 1977
- 1983
- 1984
- 1990
- 2002

Most consecutive games won, end of season

- 10 1967
- 1976
- 8 1963
- 1968
- 6 1969
- 1972
- 1985

Most consecutive games without defeat, season

- 10 Oct. 15-Dec. 24, 1967
- Oct. 10-Dec. 12, 1976
- 9 Sept. 22-Nov. 17, 1974
- 8 Oct. 20-Dec. 22, 1963
- Oct. 27-Dec. 15, 1968
- 7 Oct. 26-Dec. 8, 1975
- Oct. 11-Nov. 22, 1970

Most consecutive games without defeat, start of season

- 7 1969
- 4 1968

1977

1983

1984

1990

2002

Most consecutive games without defeat, end of season

- 10 1967
- 1976
- 8 1963
- 1968
- 6 1969
- 1972
- 1985

Most consecutive home games won

- 18 1968-70
- 10 1989-90
- 2000-01
- 9 1966-68
- 1975-77
- 7 1973-74
- 1974-75
- 1982-83

Most consecutive home games won, Oakland

- 18 1968-70
- 10 2000-01
- 9 1966-68
- 1975-77
- 7 1973-74
- 1974-75

Most consecutive home games won, Los Angeles

- 10 1989-90
- 7 1982-83
- 6 1985
- 5 1983-84
- 1990-91

Most consecutive home games without defeat

- 18 1968-70
- 10 1966-68
- 1989-90
- 2000-01
- 9 1975-77
- 8 1972-73

Most consecutive road games won

- 9 1967-68
- 1974-75
- 1976-77
- 6 1983-84
- 5 1986
- 2000

Most consecutive road games without defeat

- 9 1967-68
- 1974-75
- 1976-77
- 7 1968-69
- 6 1983-84
- 5 1973
- 1986
- 2000

Most shutouts won or tied, season

- 2 1975
- 1992

GAMES LOST

Most consecutive games lost

- 19 1961-62
- 16 2013-14
- 11 2005-06
- 2006-07
- 8 1995-96
- 7 1987
- 1991-92

Most consecutive games without victory

- 19 1961-62
- 16 2013-14

TEAM RECORDS

11 2005-06
2006-07
8 1995-96
7 1987
1991-92

Most games lost, regular season

13 1962
2014
12 1961
1997
2003
2005
2006
2007
2012
2013

Most consecutive games lost, start of season

13 1962
10 2014
5 1964
2006
4 1992

Most consecutive games lost, end of season

9 2006
6 1961
1995
2005
2013
5 1997

Most consecutive games without a victory, season

13 1962
10 2014
9 2006
7 1987
6 1961
1964
1987
2005
2007
2012
2013

Most consecutive games without a victory, start of season

13 1962
10 2014
6 1964
5 2006
4 1992

Most consecutive games without a victory, end of season

9 2006
6 1961
1995
2005
2013

Most consecutive home games lost

11 1961-62
9 2013-14
6 2005-06
5 2006-07
4 1995
1997
2007-08
2008
2012
2013

Most consecutive home games lost, Oakland

11 1961-62
9 2013-14
6 2005-06
5 2006-07
4 1995
1997
2004
2007-08
2008
2012
2013

Most consecutive home games lost, Los Angeles

3 1986
1987
1988
1991-92

Most consecutive home games without victory

11 1961-62
9 2013-14
6 2005-06
5 2006-07

Most shutouts lost or tied, season

3 1981
2006
2 1961

TIE GAMES

Most tie games, season

2 1964
1970
1971

Most consecutive tie games

2 Oct. 31-Nov. 7, 1971



Super Bowl XV

SCORING

Points

Seasons leading league, scoring

1967 (468 points)
1968 (453 points)
1969 (377 points)

Most consecutive seasons leading league

3 1967-69

Most points, season

479 2000
468 1967
453 1968
450 2002
442 1983

Most points, game

59 at Denver; Oct. 24, 2010 (59-14)
52 vs. Houston Oilers; Dec. 22, 1963 (52-49)
vs. Carolina; Dec. 24, 2000 (52-9)
vs. Tennessee; Sept. 29, 2002 (52-25)
51 vs. Denver; Sept. 10, 1967 (51-0)
vs. San Diego; Oct. 29, 1967 (51-10)
50 vs. Buffalo; Oct. 19, 1969 (50-21)
vs. Atlanta; Oct. 14, 1979 (50-19)

Most points, both teams, game

101 vs. Houston Oilers; Dec. 22, 1963 (52-49 win)
87 vs. Kansas City; Dec. 15, 2013 (31-56 loss)
86 at Boston; Oct. 16, 1964 (43-43 tie)
80 at L.A. Chargers; Nov. 27, 1960 (52-28 loss)
vs. Seattle; Dec. 18, 1988 (43-37 loss)
vs. Kansas City; Nov. 5, 2000 (49-31 win)
at Buffalo; Oct. 6, 2002 (49-31 win)

Fewest points, both teams, game

6 at San Diego; Oct. 5, 1975 (6-0 win)
9 vs. Chicago; Dec. 27, 1987 (6-3 loss)

TEAM RECORDS

- 10 vs. Cleveland; Nov. 18, 1973 (7-3 loss)
 12 at Buffalo; Oct. 5, 1963 (12-0 loss)
 vs. Denver; Dec. 1, 1980 (9-3 win)
 at San Francisco; Nov. 13, 1988 (9-3 win)

Most points, shutout victory

- 51 vs. Denver; Sept. 10, 1967
 45 vs. Tampa Bay; Dec. 19, 1999
 42 vs. N.Y. Giants; Nov. 4, 1973
 34 at Cincinnati; Nov. 24, 1968
 at San Diego; Sept. 26, 1971
 at Houston Oilers; Oct. 9, 1972

Fewest points, shutout victory

- 6 at San Diego; Oct. 5, 1975 (6-0 win)

Most points overcome to win, game

- 24 vs. San Diego; Nov. 22, 1982 (28-24 win, 24-0 deficit)
 at Denver; Sept. 26, 1988 (30-27 win, 24-0 deficit) (OT)

Most points, each half

First:

- 38 at Denver; Oct. 24, 2010
 31 vs. Tennessee; Sept. 29, 2002
 28 at Kansas City; Jan. 2, 2000 (OT)
 vs. Kansas City; Nov. 5, 2000
 vs. Cleveland; Sept. 24, 2000
 vs. Seattle; Sept. 8, 2002

Second:

- 31 at Indianapolis; Sept. 10, 2000
 28 vs. Tampa Bay; Dec. 19, 1999
 vs. Carolina; Dec. 24, 2000
 at Buffalo; Oct. 6, 2002
 26 at Atlanta; Sept. 14, 1997

Most points, one quarter

- 24 at Indianapolis (third qtr.); Sept. 10, 2000
 at Denver (first qtr.); Oct. 24, 2010
 22 vs. Tampa Bay (fourth qtr.); Nov. 4, 2012
 21 14 times; last: at Min. (second qtr.); Nov. 20, 2011

Most points, each quarter

First:

- 24 at Denver; Oct. 24, 2010

Second:

- 21 Seven times; last: at Min.; Nov. 20, 2011

Third:

- 24 at Indianapolis; Sept. 10, 2000

Fourth:

- 22 vs. Tampa Bay; Nov. 4, 2012

Most consecutive games scoring

- 216 Sept. 18, 1966 – Sept. 20, 1981

Touchdowns

Seasons leading league, overall touchdowns

- 1967 (58)
 1968 (55)
 1969 (45)

Most consecutive seasons leading league, overall TDs

- 3 1967-69

Most overall touchdowns, season

- 58 1967
 2000
 55 1968
 54 1983
 53 2002

Fewest overall touchdowns, season

- 16 2006
 17 2009
 27 1962
 2008
 28 2012
 2014

Most overall touchdowns, game

- 8 at Denver; Oct. 24, 2010
 7 vs. N.Y. Jets; Oct. 20, 1963
 vs. Houston Oilers; Dec. 22, 1963
 vs. Denver; Sept. 10, 1967

- vs. San Diego; Oct. 29, 1967
 vs. New Orleans; Nov. 9, 1975
 vs. Tampa Bay; Nov. 28, 1976
 vs. Kansas City; Nov. 5, 2000
 vs. Carolina; Dec. 24, 2000
 vs. Tennessee; Sept. 29, 2002
 at Buffalo; Oct. 6, 2002

Most overall touchdowns, both teams, game

- 14 HouO. (7) at Oak. (7); Dec. 22, 1963

Most consecutive games, scoring TD

- 97 Sept. 18, 1966 – Sept. 16, 1973



Points After Touchdown

Most (one-point) PAT, season

- 56 1967
 2000
 54 1968
 51 1983
 50 2002

Fewest (1-point) PAT, season

- 16 2006
 17 2009
 20 1962
 24 1961
 25 2008
 2012

Most (1-point) PAT, game

- 8 at Denver; Oct. 24, 2010
 7 vs. N.Y. Jets; Oct. 20, 1963
 vs. Houston Oilers; Dec. 22, 1963
 vs. San Diego; Oct. 29, 1967
 vs. Tampa Bay; Nov. 28, 1976
 vs. Kansas City; Nov. 5, 2000
 vs. Carolina; Dec. 24, 2000
 vs. Tennessee; Sept. 29, 2002
 at Buffalo; Oct. 6, 2002

Most (1-point) PAT, both teams, game

- 14 HouO. (7) at Oak. (7); Dec. 22, 1963
 12 KC (8) at Oak. (4); Dec. 15, 2013

Most two-point conversions, season

- 2 1960
 1961
 1962
 1997
 2002
 2007
 2012

Most two-point conversions, game

- 2 vs. San Diego; Sept. 30, 1962

Most two-point conversions, both teams, game

- 2 Five times; last: Den. (2) at Oak. (0); Nov. 5, 2001

FIELD GOALS

Seasons leading league, field goals

- 1964 (15)
 1993 (35)
 2010 (33)

TEAM RECORDS

Most field goals attempted, season

44	1993
41	2010
38	1999
37	1969
	1980

Fewest field goals attempted, season

16	1982
17	1974
19	1963
	1976
20	1978
	1990

Most field goals attempted, game

6	at San Diego; Sept. 14, 1980 (OT)
	vs. Phoenix Cardinals; Dec. 10, 1989
	at San Diego; Oct. 29, 2000
	at Chicago; Oct. 5, 2003
	at Arizona; Sept. 26, 2010
	vs. Chicago; Nov. 27, 2011
	vs. Kansas City; Dec. 16, 2012
	vs. Tennessee; Nov. 24, 2013

Most field goals attempted, both teams, game

9	Pit. (5) at Oak. (4); Nov. 11, 1973
	LA Rai. (5) at Cin. (4); Nov. 28, 1993
	Oak. (6) at Chi. (3); Oct. 5, 2003
	Ten. (3) at Oak. (6); Nov. 24, 2013

Most field goals, season

35	1993
33	2010
31	2011
	2012

Fewest field goals, season

6	1960
8	1963
	1976
9	1962
10	1982

Most field goals, game

6	vs. Chicago; Nov. 27, 2011
5	vs. Denver; Dec. 11, 1994
	at San Diego; Oct. 29, 2000
	at Chicago; Oct. 5, 2003
	at Minnesota; Nov. 18, 2007
	vs. Kansas City; Dec. 16, 2012

Most field goals, both teams, game

8	Oak. (5) at Chi. (3); Oct. 5, 2003
	Chi. (2) at Oak. (6); Nov. 27, 2011

Most consecutive field goals made

17	Oct. 16, 1994 – Oct. 8, 1995
16	Dec. 6, 2009 – Nov. 28, 2010
15	Dec. 30, 1990 – Dec. 8, 1991
	Dec. 18, 2011 – Dec. 2, 2012
14	Sept. 5-Dec. 19, 1993

SAFETIES

Most safeties, season

3	1981
2	1963
	1968
	1975
	1983
	1984
	1996
	2000
	2008
	2010

Most safeties, game

2	vs. San Diego; Oct. 26, 1975
1	41 times; last: vs. GB; Dec. 11, 2011

Most safeties, both teams, game

2	SD (0) at Oak. (2); Oct. 26, 1975
---	-----------------------------------

FIRST DOWNS

Seasons leading league, first downs

1968	(287)
1970	(270)
1972	(297)
1977	(305)
2002	(366)

Most first downs, season

366	2002
356	1983
337	2000
328	2011
326	1999

Fewest first downs, season

175	1982
187	1962
200	1961
225	1965
	2008

Most first downs, rushing, season

159	1975
156	1977
145	1972
143	1983
137	1976

Fewest first downs, rushing, season

56	2014
63	1964
65	1961
	1982
70	1966

Most first downs, passing, season

226	2002
200	2012
196	1999
195	2001
191	1979

Fewest first downs, passing, season

95	1982
100	1962
110	1971
116	1961
122	1972

Most first downs, penalty, season

36	1996
35	1987
34	2010
32	1983
	2000
	2011

Fewest first downs, penalty, season

12	1966
15	1962
	1982
	1990
	2008

NET YARDS GAINED

Seasons leading league, yards gained

1968	(5,696)
1970	(4,829)
2002	(6,237)

Most yards gained, season

6,237	2002
6,072	2011
5,776	2000
5,696	1968
5,693	1999

Fewest yards gained, season

2,955	1982
3,285	1961
3,687	1962
3,939	2006
3,998	1965

TEAM RECORDS

Most yards gained, game

626	vs. Denver; Oct. 25, 1964
604	at Cincinnati; Nov. 24, 1968
560	vs. Philadelphia; Nov. 3, 2013
553	vs. San Diego; Sept. 22, 1996
545	vs. Seattle; Oct. 31, 2010
544	vs. Cincinnati; Dec. 7, 1969

Fewest yards gained, game

58	vs. San Diego; Oct. 22, 1961
77	vs. Atlanta; Nov. 2, 2008
93	at Kansas City; Dec. 7, 1997
98	vs. Pittsburgh; Oct. 29, 2006
99	at Houston Oilers; Sept. 9, 1961

Most yards gained, both teams, game

1,102	Phi. (542) at Oak. (560); Nov. 3, 2013
1,047	LARai. (454) at SD (593); Nov. 10, 1985
1,008	HouO. (468) at Oak. (540); Dec. 22, 1963
986	KC (513) at Oak. (473); Nov. 5, 2000
983	SD (463) at Oak. (520); Jan. 1, 2012
974	Oak. (495) at Buf. (479); Oct. 6, 2002

Fewest yards gained, both teams, game

262	Oak. (160) at Den. (102); Nov. 20, 1966
347	Oak. (286) at KC (61); Nov. 8, 1963
	Sea. (159) at LARai. (188); Nov. 15, 1992
354	SD (195) at Oak. (159); Oct. 11, 1998
357	Oak. (264) at SD (93); Oct. 5, 1975

Most consecutive games, 400-or-more yards gained

5	Oct. 27-Nov. 24, 1968
4	Nov. 23-Dec. 17, 1967
	Nov. 9-30, 1975
	Sept. 8-Oct. 6, 2002
3	Oct. 10-25, 1964
	Oct. 22-Nov. 4, 1973
	Nov. 30-Dec. 13, 1987
	Nov. 4-18, 2012

Most consecutive games, 300-or-more yards gained

14	Oct. 16, 2011 – Sept. 23, 2012
11	Oct. 16, 1983 – Sept. 2, 1984
10	Dec. 22, 2001 – Oct. 27, 2002
9	Sept. 30-Dec. 2, 2001
8	Oct. 22-Dec. 17, 1967
	Oct. 24, 1976 – Sept. 18, 1977
	Nov. 18, 1979 – Sept. 21, 1980
	Oct. 18-Dec. 7, 1981

RUSHING

Most rushing attempts, season

681	1977
643	1975
577	1978
561	1974
557	1976

Fewest rushing attempts, season

292	1982
327	2004
331	1964
337	2014
350	1961

Most rushing attempts, game

64	vs. Buffalo; Nov. 28, 1977
62	vs. Atlanta; Nov. 30, 1975 (OT)
61	vs. Kansas City; Dec. 8, 1973
60	vs. Kansas City; Dec. 28, 2002
59	vs. San Diego; Sept. 18, 1977

Fewest rushing attempts, game

7	at Buffalo; Oct. 5, 1963
9	vs. Kansas City; Dec. 5, 2004
10	vs. Boston; Dec. 9, 1961
	vs. Boston; Sept. 22, 1963
	at Tennessee; Sept. 7, 2003

Most rushing attempts, both teams, game

105	Atl. (43) at Oak. (62); Nov. 30, 1975 (OT)
88	Oak. (30) at SD (58); Nov. 20, 1977
85	Oak. (58) at GB (27); Sept. 17, 1978
	HouO. (52) at Oak. (33); Oct. 8, 1978

83	Five times; last: Den. (46) at LARai. (37); Oct. 28, 1984 (OT)
----	--

Fewest rushing attempts, both teams, game

35	Oak. (17) at Pit. (18); Sept. 15, 2002
36	Oak. (14) at Den. (22); Nov. 11, 2002
37	Ten. (16) at Oak. (21); Sept. 29, 2002
38	Oak. (10) at Ten. (28); Sept. 7, 2003
40	Three times; last: SD (20) at Oak. (20); Sept. 10, 2012



2002 AFC Championship

Yards Gained

Most yards, rushing, season

2,627	1977
2,573	1975
2,510	1973
2,494	2010
2,470	2000

Fewest yards, rushing, season

1,080	1982
1,234	1961
1,240	2014
1,295	2004
1,369	2005

Most yards, rushing, game

356	at Seattle; Nov. 30, 1987
348	at Green Bay; Sept. 17, 1978
328	at Denver; Oct. 24, 2010
309	vs. Cincinnati; Dec. 7, 1969
307	vs. Buffalo; Nov. 28, 1977
300	at Kansas City; Sept. 14, 2008

Fewest yards, rushing, game

2	vs. San Diego; Oct. 22, 1961
8	vs. Kansas City; Dec. 3, 1995
13	vs. San Diego; Oct. 5, 1997
16	at Miami; Sept. 2, 1966
	vs. Miami; Nov. 28, 2010

Most yards, rushing, both teams, game

440	Oak. (299) at Mia. (141); Sept. 30, 2007
436	Atl. (150) at Oak. (286); Nov. 30, 1975 (OT)
	Oak. (194) at KC (242); Oct. 3, 1977
435	NYJ (316) at Oak. (119); Oct. 25, 2009
434	Cin. (169) at Oak. (265); Oct. 27, 1968

Fewest yards, rushing, both teams, game

77	SD (32) at Oak. (45); Sept. 10, 2012
91	NO (59) at Oak. (32); Nov. 9, 1997
95	Oak. (46) at SD (49); Dec. 26, 1999
104	Oak. (77) at Den. (27); Nov. 11, 2002
	Oak. (83) at Phi. (21); Sept. 25, 2005

Average Gain, Rushing

Highest average gain, rushing, season

4.948	2010 (504-2,494)
4.768	1996 (456-2,174)
4.750	2000 (520-2,470)
4.631	1960 (444-2,056)
4.625	1987 (475-2,197)

TEAM RECORDS

Lowest average gain, rushing, season

3.291	1993 (433-1,425)
3.526	1961 (350-1,234)
3.533	1994 (428-1,512)
3.591	1979 (491-1,763)
3.655	1984 (516-1,886)

Touchdowns, Rushing

Most touchdowns, rushing, season

28	1975
23	1960
	2000
21	2002
20	1990
	1977
	1972

Fewest touchdowns, rushing, season

4	1969
	2012
	2014
5	2006
6	1998
	1986

Most touchdowns, rushing, game

5	at Indianapolis; Sept. 10, 2000
	at Denver; Oct. 24, 2010
4	13 times; last: vs. NYJ; Sept. 25, 2011

Most touchdowns, rushing, both teams, game

6	Oak. (2) at LACh. (4); Nov. 27, 1960
	Cin. (3) at Oak. (3); Oct. 20, 1974
	Oak. (3) at Mia. (3); Sept. 22, 1975
	Oak. (5) at Ind. (1); Sept. 10, 2000
5	32 times; last: Oak. (2) at Dal. (3); Nov. 28, 2013



QB Jim Plunkett

PASSING

Attempts

Most passes attempted, season

629	2012
	2014
619	2002
591	2005
582	2004
553	2001

Fewest passes attempted, season

267	1982
324	1977
335	1974
336	1990
348	1971

Most passes attempted, game

65	at Pittsburgh; Sept. 15, 2002 (43 comp.)
62	vs. Tampa Bay; Nov. 4, 2012 (40 comp.)
60	vs. Kansas City; Oct. 5, 1980 (26 comp.)
59	vs. Cleveland; Sept. 20, 1992 (33 comp.)
57	vs. San Diego; Sept. 22, 1996 (34 comp.)
56	three times; last: at KC; Dec. 14, 2014 (27 comp.)

Fewest passes attempted, game

9	at Kansas City; Dec. 8, 1974 (3 comp.)
10	vs. Miami; Sept. 23, 1973 (4 comp.)
10	at Cincinnati; Nov. 24, 1991 (4 comp.)
11	at San Francisco; Oct. 27, 1974 (6 comp.)
12	Five times; last: at Den.; Nov. 23, 2008 (11 comp.)

Most passes attempted, both teams, game

99	Oak. (65) at Pit. (34); Sept. 15, 2002
98	Ten. (61) at Oak. (37); Dec. 19, 2004
94	Was. (63) at LARai. (31); Oct. 29, 1989
	Oak. (45) at Den. (49); Oct. 16, 1995
	Oak. (42) at Phi. (52); Sept. 25, 2005

Fewest passes attempted, both teams, game

26	KC (6) at Oak. (20); Dec. 13, 1969
29	Oak. (16) at SD (13); Nov. 20, 1977
30	Oak. (27) at KC (3); Oct. 20, 1968
	SD (11) at Oak. (19); Sept. 11, 2006
31	KC (12) at Oak. (19); Dec. 12, 1970
	Oak. (18) at KC (13); Sept. 30, 1973

Completions

Most passes completed, season

418	2002
376	2012
365	2014
364	2001
330	2004

Fewest passes completed, season

154	1982
174	1971
175	1962
183	1990
184	1977

Most passes completed, game

43	at Pittsburgh; Sept. 15, 2002 (65 att.)
40	vs. Tampa Bay; Nov. 4, 2012 (62 att.)
35	at Denver; Dec. 30, 2001 (49 att.)
	vs. San Diego; Oct. 20, 2002 (45 att.) (OT)
	at Kansas City; Oct. 27, 2002 (55 att.)

Fewest passes completed, game

3	at Kansas City; Dec. 8, 1974 (9 att.)
4	at Cincinnati; Nov. 24, 1991 (10 att.)
5	at Pittsburgh; Sept. 29, 1974 (12 att.)
	at San Diego; Nov. 20, 1977 (16 att.)
	at Seattle; Dec. 16, 2000 (17 att.)
	vs. Pittsburgh; Oct. 29, 2006 (14 att.)
	at Miami; Sept. 30, 2007 (12 att.)

Most passes completed, both teams, game

68	Oak. (34) at Den. (34); Nov. 11, 2002
63	Oak. (30) vs. Den. (33); Nov. 9, 2014
61	Oak. (43) at Pit. (18); Sept. 15, 2002
	Ten. (40) at Oak. (21); Dec. 19, 2004
	Ten. (32) at Oak. (29); Sept. 29, 2002
	Det. (29) at Oak. (32); Dec. 18, 2011
60	Pit. (36) at Oak. (24); Sept. 23, 2012

Fewest passes completed, both teams, game

10	Oak. (5) at SD (5); Nov. 20, 1977
12	Oak. (9) at Buf. (3); Oct. 20, 1962
	Oak. (8) at Cin. (4); Oct. 19, 1975
13	Den. (2) at Oak. (11); Sept. 10, 1967
	KC (2) at Oak. (11); Dec. 13, 1969
	Oak. (8) at GB (5); Sept. 24, 1972
	Oak. (10) at SD (3); Oct. 5, 1975

Yards Gained, Passing

Seasons leading league, passing yards

1969 (3,271)
2002 (4,475)

Most gross yards, passing, season

4,689	2002
4,292	2012
4,119	2011
4,019	2004
3,973	1986

TEAM RECORDS

Most net yards, passing, season

4,475	2002
4,084	2012
3,962	2011
3,858	2004
3,707	2001

Fewest net yards, passing, season

1,875	1982
2,051	1961
2,109	1977
2,128	1971
2,263	1973

Most net yards, passing, game

469	vs. Kansas City; Nov. 3, 1968
427	vs. Denver; Oct. 25, 1964
417	vs. San Diego; Jan. 1, 2012
402	vs. San Diego; Oct. 31, 1993
	vs. Tampa Bay; Nov. 4, 2012
396	at Cincinnati; Nov. 24, 1968

Fewest net yards, passing, game

0	at San Diego; Dec. 28, 2003
10	vs. Atlanta; Nov. 2, 2008
12	at Kansas City; Dec. 8, 1974
17	vs. Pittsburgh; Oct. 29, 2006
19	at Cincinnati; Nov. 24, 1991

Most net yards, passing, both teams, game

824	Ten. (466) at Oak. (358); Dec. 19, 2004
764	Phi. (414) at Oak. (350); Nov. 3, 2013
761	Ten. (387) at Oak. (374); Sept. 29, 2002
752	Oak. (353) at Buf. (399); Oct. 6, 2002
727	SD (310) at Oak. (417); Jan. 1, 2012
721	Oak. (321) at BosP. (400); Oct. 16, 1964

Fewest net yards, passing, both teams, game

50	Oak. (72) at SD (-22); Oct. 5, 1975
74	Oak. (0) at SD (74); Dec. 28, 2003
77	Oak. (30) at SD (47); Nov. 20, 1977
101	Oak. (123) at KC (-22); Nov. 8, 1963
109	NYT (77) at Oak. (32); Oct. 29, 1961

Times Sacked

Most times sacked, season

72	2006
67	1998
64	1986
58	1997
	1963

Fewest times sacked, season

12	1969
19	1970
23	1982
24	1971
	1972
	1974

Most times sacked, game

11	vs. Boston; Sept. 22, 1963
	at Seattle; Dec. 8, 1986
10	at Kansas City; Sept. 6, 1998
9	Eight times; last: at KC; Oct. 13, 2013

Most times sacked, both teams, game

17	Phi. (11) at LARai.; Nov. 30, 1986 (OT)
16	BosP. (5) at Oak. (11); Sept. 22, 1963
	Oak. (5) at Buf. (11); Oct. 15, 1967
14	NYJ (10) at LARai. (4); Sept. 8, 1985
13	Four times; last: GB (8) at LARai. (5); Nov. 11, 1990

Fewest yards lost by sack/attempting to pass, season

104	1969
124	2000
155	2001
157	2011
161	2004



QB Ken Stabler

Completion Percentage

Seasons leading league, completion percentage

1976 (64.3)

Highest completion percentage, season

67.5	2002 (418-619)
65.8	2001 (364-553)
64.3	1976 (232-361)
60.6	1979 (311-513)
60.1	2011 (315-524)

Lowest completion percentage, season

39.2	1962 (175-446)
43.2	1963 (191-442)
44.2	1988 (219-496)
45.2	1965 (195-431)
47.1	1966 (212-450)

Touchdowns, Passing

Most touchdowns, passing, season

36	1969
33	1967
	1976
31	1983
	1968
	1963

Fewest touchdowns, passing, season

7	2006
9	2003
10	2009
11	1962
13	2008

Most touchdowns, passing, game

6	vs. Houston Oilers; Dec. 22, 1963
	vs. Buffalo; Oct. 19, 1969
5	at San Diego; Oct. 27, 1963
	vs. Denver; Dec. 15, 1963
	vs. Denver; Oct. 25, 1964
	at Boston; Oct. 22, 1967
	at San Diego; Oct. 21, 1984
	vs. San Diego; Sept. 22, 1996
	vs. Carolina; Dec. 24, 2000
	vs. Tennessee; Dec. 19, 2004

Most touchdowns, passing, both teams, game

11	Hou. (5) at Oak. (6); Dec. 22, 1963
9	Buf. (3) at Oak. (6); Oct. 19, 1969
	SD (4) at Oak. (5); Sept. 22, 1996
	Ten. (4) at Oak. (5); Dec. 19, 2004
8	Oak. (4) at BosP. (4); Oct. 16, 1964
	SD (7) at Oak. (1); Nov. 22, 1981
	LARai. (5) at SD (3); Oct. 21, 1984

Passes Had Intercepted

Most passes had intercepted, season

33	1964
31	1978
29	1962
28	1960
	1961
	1975
	1981
	1984

TEAM RECORDS

Fewest passes had intercepted, season

9	2001
10	1990
	1997
	2002
11	2000
	2008

Most passes had intercepted, game

7	vs. Denver; Oct. 16, 1977
6	at San Diego; Nov. 1, 1964
	vs. Baltimore Colts.; Nov. 28, 1971
	vs. Miami; Dec. 6, 1998
	vs. Kansas City; Oct. 23, 2011

Most passes had intercepted, both teams, game

9	Oak. (4) at NYJ (5); Sept. 28, 1963
	Oak. (6) at SD (3); Nov. 1, 1964
	Oak. (4) at Mia. (5); Sept. 2, 1966
	Oak. (4) at Cle. (5); Oct. 6, 1974
8	10 times; last: KC (2) at Oak. (6); Oct. 23, 2011

PUNTING

Most punts, season

109	2014
98	1981
	1998
96	2003
	2009
93	1997

Fewest punts, season

47	1982
58	1972
59	1964
	1977
	2002

Most punts, game

16	vs. San Diego; Oct. 11, 1998
11	vs. Houston Oilers; Sept. 11, 1960
	vs. Boston; Sept. 22, 1963
	vs. Cleveland; Nov. 18, 1973
	vs. Carolina; Nov. 9, 2008
	vs. Kansas City; Nov. 15, 2009
	at Houston; Nov. 17, 2013
	at Kansas City; Dec. 14, 2014



P Marquette King

Fewest punts, game

0	at Denver; Nov. 19, 1972
	at Kansas City; Oct. 3, 1977
	vs. Seattle; Dec. 16, 1979
	vs. Philadelphia; Sept. 24, 1995
	vs. Seattle; Dec. 5, 1999

Most punts, both teams, game

27	SD (11) at Oak. (16); Oct. 11, 1998
21	Cle. (10) at Oak. (11); Nov. 18, 1973

20	Car. (9) at Oak. (11); Nov. 9, 2008
	Oak. (11) at Hou. (9); Nov. 17, 2013
19	Five times; last: Oak. (9) at SD (10); Dec. 28, 2003

Fewest punts, both teams, game

1	Sea. (1) at Oak. (0); Dec. 5, 1999
	SD (0) at Oak. (1); Jan. 1, 2012
2	Five times; last: Oak. (2) at Cin. (0); Dec. 10, 2006

Average Yardage

Highest gross average, punting, season

51.14	2009 (96-4,909)
50.77	2011 (78-3,960)
49.11	2007 (73-3,585)
48.79	2008 (90-4,391)
47.76	2013 (86-4,107)
46.92	2006 (78-3,660)

Lowest gross average, punting, season

35.02	1972 (58-2,031)
37.34	1990 (62-2,315)
37.42	1962 (83-3,106)
38.92	1960 (76-2,958)
39.01	1970 (80-3,121)

PUNT RETURNS

Most punt returns, season

71	1985
67	1984
58	1983
	1975
56	1986

Fewest punt returns, season

15	1961
24	1972
	2004
25	2013
26	1960
27	1982
	1997

Most punt returns, game

9	vs. Denver; Sept. 10, 1967
	at Detroit; Dec. 10, 1984
8	at San Diego; Oct. 5, 1975
	vs. New England; Nov. 1, 1981
	vs. Cleveland; Nov. 16, 1986
	vs. San Diego; Oct. 11, 1998
	vs. Chicago; Nov. 11, 2007

Most punt returns, both teams, game

16	SD (8) at Oak. (8); Oct. 11, 1998
15	Cle. (7) at LARai. (8); Nov. 16, 1986
14	Chi. (6) at Oak. (8); Nov. 11, 2007
	Car. (7) at Oak. (7); Nov. 9, 2008
12	Four times; last: KC (9) at Oak. (3); Nov. 15, 2009

Fair Catches

Most fair catches, season

32	2001
28	1969
26	1967
	2002
24	1996

Most fair catches, game

5	vs. Atlanta; Nov. 26, 2000
	vs. San Diego; Oct. 20, 2002 (OT)

Yards Gained

Most yards, punt returns, season

785	1985
688	1975
667	1968
666	1983
	1984

TEAM RECORDS

Fewest yards, punt returns, season

66	1972
117	1961
132	2004
151	1960
173	2012

Most yards, punt returns, game

225	at Buffalo; Sept. 15, 1968 (7 ret.)
157	vs. Tennessee; Sept. 29, 2002 (2 ret.)
152	at Detroit; Dec. 10, 1984 (9 ret.)
143	vs. Denver; Sept. 10, 1967 (9 ret.)
142	vs. San Diego; Oct. 29, 1967 (6 ret.)

Most yards, punt returns, both teams, game

244	Oak. (225) at Buf. (19); Sept. 15, 1968
207	Oak. (112) at Buf. (95); Dec. 13, 1998
198	Sea. (65) at Oak. (133); Nov. 15, 1998
196	Phi. (99) at LARai. (97); Nov. 30, 1986 (OT)
187	LARai. (152) at Det. (35); Dec. 10, 1984

Average Yards Returning Punts

Highest average, punt returns, season

13.55	1964 (33-447)
12.96	2008 (44-570)
12.95	2003 (38-492)
12.59	1967 (51-642)
12.18	1994 (40-487)

Lowest average, punt returns, season

2.75	1972 (24-66)
4.92	2009 (36-177)
5.09	2012 (34-173)
5.11	1979 (35-179)
5.50	2004 (24-132)

Touchdowns Returning Punts

Most touchdowns, punt returns, season

3	2008
2	1963
	1968
	1998
	2002
	2003

Most touchdowns, punt returns, game

2	vs. Tennessee; Sept. 29, 2002
1	22 times; last: vs. Hou.; Dec. 21, 2008

Most touchdowns, punt returns, both teams, game

2	Phi. (1) at LARai. (1); Nov. 30, 1986 (OT)
	Sea. (1) at Oak. (1); Nov. 15, 1998
	Ten. (0) at Oak. (2); Sept. 29, 2002

KICKOFF RETURNS

Most kickoff returns, season

83	2004
81	1997
80	2005
78	2007
	2008

Fewest kickoff returns, season

36	1982
38	1972
39	1973
42	1969
	2012

Most kickoff returns, game

10	at Seattle; Oct. 26, 1997
9	vs. Seattle; Dec. 18, 1988
9	vs. San Diego; Nov. 22, 1981
8	16 times; last: vs. Mia.; Nov. 28, 2010

Most kickoff returns, both teams, game

18	HouO. (10) at Oak. (8); Dec. 22, 1963
17	Sea. (8) at LARai. (9); Dec. 18, 1988
	Oak. (10) at Sea. (7); Oct. 26, 1997
15	Oak. (6) at BosP. (9); Oct. 16, 1964 (OT)
	Den. (8) at Oak. (7); Dec. 19, 2010

Yards Gained, Kickoff Returns

Most yards, kickoff returns, season

1,832	2005
1,811	2006
1,777	2008
1,700	2004
1,699	1997

Fewest yards, kickoff returns, season

744	1992
754	1982
813	1972
909	1977
928	1991

Most yards, kickoff returns, game

223	at Seattle; Oct. 26, 1997 (10 ret.)
222	vs. Green Bay; Nov. 11, 1990 (8 ret.)
220	at Seattle; Nov. 11, 2001 (7 ret.)
215	vs. Miami; Nov. 28, 2010 (8 ret.)
206	at Baltimore; Sept. 17, 2006 (7 ret.)

Most yards, kickoff returns, both teams, game

388	Oak. (223) at Sea. (165); Oct. 26, 1997
384	HouO. (269) at Oak. (115); Dec. 22, 1993
369	Oak. (206) at Bal. (163); Sept. 17, 2006
362	SD (269) at Oak. (93); Nov. 18, 2001
353	Sea. (198) at LARai. (155); Dec. 18, 1988

Average Yardage, Kickoff Returns

Highest average, kickoff returns, season

25.96	1975 (51-1,324)
25.00	1964 (61-1,525)
24.81	2006 (73-1,811)
24.03	1973 (39-937)
23.87	1960 (63-1,504)

Lowest average, kickoff returns, season

17.30	1992 (43-744)
17.85	1991 (52-928)
18.17	2009 (66-1,199)
18.55	1977 (49-909)
18.56	1989 (54-1,002)

Touchdowns, Kickoff Returns

Most touchdowns, kickoff returns, season

3	2010
2	1980
	2008

Most touchdowns, kickoff returns, game

1	18 times; last: vs. Cle.; Oct. 16, 2011
---	---

Most TD, kickoff returns, both teams, game

2	NE (1) at Oak. (1); Dec. 14, 2008
1	32 times; last: Oak. (0) at SD (1); Dec. 30, 2012

FUMBLES

Most fumbles, season

46	1983
42	1981
	1984
	2007
41	1960

Fewest fumbles, season

16	1965
	2011
17	1969
18	2000
19	1963
	1967

Most fumbles, game

9	vs. Seattle; Dec. 22, 1996
7	at Detroit; Dec. 10, 1984
	at Kansas City; Sept. 6, 1998
	vs. Denver; Oct. 4, 1981
6	Nine times; last: vs. KC; Dec. 26, 1998

TEAM RECORDS

Most fumbles, both teams, game

11	SF (5) at Oak. (6); Nov. 4, 1979 Phi. (6) at LARai. (5); Nov. 30, 1986 (OT) Was. (8) at LARai. (3); Oct. 29, 1989
10	HouO. (7) at Oak. (3); Sept. 11, 1960 Den. (4) at LARai. (6); Oct. 28, 1984 (OT) Sea. (1) at Oak. (9); Dec. 22, 1996

Fumbles Lost

Most fumbles lost, season

25	1983
24	1986
22	2006
21	1968
20	1962
	1975
	1980
	1981
	1984

Fewest fumbles lost, season

7	1969
	2011
9	1965
	1970
	1982
	2000
	2002
	2005

Most fumbles lost, game

6	vs. Seattle; Dec. 22, 1996
5	vs. Denver; Oct. 14, 1962 at Seattle; Oct. 16, 1983 at Dallas; Oct. 23, 1983 at Kansas City; Sept. 6, 1998 vs. Chicago; Sept. 26, 1999

Most fumbles lost, both teams, game

8	SF (4) at Oak. (4); Nov. 4, 1979
7	Den. (2) at Oak. (5); Oct. 14, 1962 Oak. (3) at BosP. (4); Oct. 22, 1967 Oak. (3) at Atl. (4); Dec. 5, 1971 Min. (4) at Oak. (3); Dec. 11, 1977 Den. (3) at LARai. (4); Oct. 28, 1984 (OT) Sea. (1) at Oak. (6); Dec. 22, 1996 Chi. (2) at Oak. (5); Sept. 26, 1999

Fumbles Recovered

Most opponent fumbles recovered, season

22	1979
21	1977
	1995
19	1981
18	1989

Fewest opponent fumbles recovered, season

5	2006
	2014
6	1975
7	1992
	2001

Most opponent fumbles recovered, game

4	at Seattle; Nov. 1, 1998 at Pittsburgh; Sept. 15, 2002 at Minnesota; Nov. 18, 2007
3	Nine times; last: vs. SD; Oct. 10, 2010

Touchdowns, Fumble Recoveries

Most TD, opponent fumble recoveries, season

5	1978
3	1980
	1995
2	12 times; last: 2006

Most TD, opponent fumble recoveries, game

2	vs. Buffalo; Dec. 24, 1967 vs. Philadelphia; Sept. 24, 1995
1	52 times; last: at Den.; Dec. 28, 2014

Most TD, opponent fumble recoveries, both teams, game

3	Buf. (1) at Oak. (2); Dec. 24, 1967 Phi. (1) at Oak. (2); Sept. 24, 1995
2	Min. (1) at Oak. (1); Dec. 11, 1977 KC (2) at Oak. (0); Oct. 5, 1980 LARai. (1) at NE (1); Sept. 29, 1985 Hou. (1) at Oak. (1); Dec. 3, 2006 Oak. (1) at Den. (1); Dec. 28, 2014

TURNOVERS

Most turnovers, season

51	1964
49	1962
	1983
	1986
48	1975
	1981
	1984

Fewest turnovers, season

19	2002
20	2000
23	2005
	2008
24	1982
	1990
	1997

Most turnovers, game

9	vs. San Francisco; Dec. 20, 1970
8	vs. Denver; Oct. 16, 1977 vs. Kansas City; Oct. 5, 1980 at Seattle; Oct. 16, 1983
7	Eight times; last: vs. Mia.; Dec. 6, 1998

Most turnovers, both teams, game

14	Oak. (4) at HouO. (10); Sept. 7, 1963
12	BosP. (7) at Oak. (5); Oct. 16, 1960 Oak. (6) at NYT (6); Nov. 11, 1961 Den. (5) at Oak. (7); Oct. 14, 1962 Oak. (6) at NYJ (6); Sept. 28, 1963 Was. (8) at LARai. (4); Oct. 29, 1989

PENALTIES

Seasons leading league, fewest penalties (none)

Seasons leading league, most penalties

1963 (93)
1966 (80)
1968 (81)
1969 (100)
1975 (101)
1982 (86)
1984 (143)
1991 (117)
1993 (148)
1994 (156)
1995 (134)
1996 (156)

Fewest penalties, season

53	1961
69	1962
	1965
71	1960
	1967

Most penalties, season

163	2011
156	1994
	1996
148	1993
	2010

Fewest penalties, game

0	at Boston; Oct. 26, 1962 at Kansas City; Oct. 20, 1968 vs. Denver; Dec. 19, 1971 at San Diego; Dec. 4, 2005
1	12 times; last: vs. Sea.; Dec. 5, 1999

TEAM RECORDS

Most penalties, game

20	at Denver; Dec. 15, 1996
19	at Cleveland; Oct. 12, 2003
17	at Houston Oilers; Sept. 7, 1963
	at San Diego; Nov. 15, 1987
	at San Diego; Dec. 5, 1994
	at Tennessee; Sept. 7, 2003

Fewest penalties, both teams, game

1	Oak. (0) at SD (1); Dec. 4, 2005
2	Oak. (0) at BosP. (2); Oct. 26, 1962
	Oak. (0) at KC (2); Oct. 20, 1968
	Den. (2) at Oak. (0); Dec. 19, 1971
	Oak. (2) at KC (0); Dec. 8, 1974
	Sea. (1) at Oak. (1); Dec. 5, 1999

Most penalties, both teams, game

31	NYG (15) at Oak. (16); Sept. 13, 1998
30	Oak. (20) at Den. (10); Dec. 15, 1996
28	Oak. (17) at Ten. (11); Sept. 7, 2003
27	KC (12) at Oak. (15); Nov. 7, 2010 (OT)
26	Six times; last: Oak. (15) at KC (11); Dec. 24, 2011 (OT)

Yards Penalized

Fewest yards penalized, season

456	1961
661	1965
682	1990
695	1962
718	1960

Most yards penalized, season

1,358	2011
1,276	2010
1,274	1969
1,266	1996
1,209	1984

Fewest yards penalized, game

0	at Boston; Oct. 26, 1962
	at Kansas City; Oct. 20, 1968
	vs. Denver; Dec. 19, 1971
	at San Diego; Dec. 4, 2005
3	vs. Buffalo; Nov. 24, 1966

Most yards penalized, game

186	at San Diego; Nov. 15, 1987
180	at San Diego; Oct. 26, 1969
176	at Boston; Sept. 28, 1969
173	at Kansas City; Oct. 3, 1993
	at Tennessee; Sept. 7, 2003

Fewest yards penalized, both teams, game

10	Oak. (0) at BosP. (10); Oct. 26, 1962
	Oak. (10) at KC (0); Dec. 8, 1974
15	Oak. (0) at SD (15); Dec. 4, 2005
19	Sea. (14) at Oak. (5); Dec. 5, 1999
24	Oak. (0) at KC (24); Oct. 20, 1968
	Oak. (14) at GB (10); Dec. 26, 1993

Most yards penalized, both teams, game

284	Oak. (173) at Ten. (111); Sept. 7, 2003
281	Oak. (176) at BosP. (105); Sept. 28, 1969
270	GB (151) at Oak. (119); Oct. 24, 1976
258	Oak. (157) at Den. (101); Dec. 15, 1996
258	LARai. (132) at KC (126); Sept. 16, 1984

DEFENSIVE RECORDS

Scoring

Seasons leading league, fewest points allowed
(None)

Fewest points allowed, season

175	1973
200	1982
228	1974
230	1977
233	1967
	1968

Fewest points allowed, 16-game season

268	1990
278	1984

281	1992
-----	------

283	1978
-----	------

293	1996
-----	------

Most points allowed, season

458	1961
453	2013
452	2014
443	2012
442	2004
433	2011



1990 Raider defense

Most points allowed, game

56	vs. Kansas City; Dec. 15, 2013 (56-31 loss)
55	at Houston Oilers; Sept. 9, 1961 (55-0 loss)
	vs. San Diego; Nov. 22, 1981 (55-21 loss)
	at Baltimore; Nov. 11, 2012 (55-20 loss)
52	at L.A. Chargers; Nov. 27, 1960 (52-28 loss)
	at St. Louis; Nov. 30, 2014 (52-0 loss)
49	vs. Houston Oilers; Dec. 22, 1963 (52-49 win)
	at Jacksonville; Dec. 23, 2007 (49-11 loss)
	vs. New England; Dec. 14, 2008 (49-26 loss)
	vs. Philadelphia; Nov. 3, 2013 (49-20 loss)

Fewest points allowed, shutout loss

12	at Buffalo; Oct. 5, 1963
16	at Detroit; Sept. 27, 1981
	at Seattle; Nov. 6, 2006
17	vs. Denver; Oct. 4, 1981
20	vs. St. Louis; Dec. 17, 2006

Fewest overall touchdowns allowed, season

19	1973
24	1982
26	1968
	1990
27	1972
	1974

Fewest overall touchdowns allowed, 16-game season

26	1990
31	1996
32	1992
33	1984
	1995

Most overall touchdowns allowed, season

61	1961
56	2004
54	2013
53	2011
51	2014

Most overall touchdowns allowed, game

8	vs. San Diego; Nov. 22, 1981
	vs. Kansas City; Dec. 15, 2013
7	Nine times; last: at StL.; Nov. 30, 2014

First Downs Allowed

Fewest first downs allowed, season

182	1967
194	1973
204	1977
206	1982
211	1966

TEAM RECORDS

Fewest first downs allowed, 16-game season

264	1992
266	1990
	1999
267	2006
273	1985
	1998

Most first downs allowed, season

369	2011
367	2004
345	1997
330	2013
325	2008

Fewest first downs allowed, rushing, season

53	1982
60	1967
73	1985
83	1968
84	1966

Most first downs allowed, rushing, season

137	1979
135	1961
129	2008
127	2003
126	2009

Fewest first downs allowed, passing, season

92	1973
103	1967
104	1970
	1972
105	1977

Most first downs allowed, passing, season

210	2004
206	2011
202	2000
	2013
199	1997
190	2014

Fewest first downs allowed, by penalty, season

12	1962
13	1977
14	1973
15	2007
16	1961

Most first downs allowed, by penalty, season

58	2011
44	2010
43	1984
42	2004
37	1993

Net Yards Rushing and Passing

Fewest yards allowed, season

3,066	1982
3,160	1973
3,294	1967
3,629	1975
3,770	1969

Most yards allowed, season

6,201	2011
6,116	1997
5,936	2004
5,904	2003
5,819	2013
5,791	2009

Fewest yards allowed, game

-5	vs. Denver; Sept. 10, 1967
61	at Kansas City; Nov. 8, 1963
83	at Boston; Oct. 22, 1967
89	at Houston Oilers; Oct. 9, 1972
93	at San Diego; Oct. 5, 1975
102	at Denver; Nov. 20, 1966

Most yards allowed, game

593	at San Diego; Nov. 10, 1985 (OT)
554	at Seattle; Oct. 26, 1997

548	vs. Green Bay; Dec. 22, 2003
542	vs. Philadelphia; Nov. 3, 2013
539	at L.A. Chargers; Nov. 27, 1960
527	vs. Tennessee; Dec. 19, 2004

Rushing Defense

Seasons leading league, fewest rushing yards allowed

1967 (1,129)

Fewest attempts allowed, rushing, season

234	1982
352	1967
371	1963
383	2000
384	2002

Most attempts allowed, rushing, season

583	1978
548	2009
544	2003
542	2006
	2008

Fewest yards allowed, rushing, season

778	1982
1,129	1967
1,453	2002
1,466	1963
1,470	1973

Most yards allowed, rushing, season

2,555	2008
2,510	2003
2,488	2009
2,397	1962
2,382	1961

Fewest yards allowed, rushing, game

10	vs. N.Y. Jets; Dec. 10, 2000
	vs. Kansas City; Dec. 16, 2012
13	vs. Denver; Oct. 22, 1972
	vs. Buffalo; Dec. 21, 2014
14	at Miami; Nov. 19, 1990
16	vs. New Orleans; Nov. 20, 1994

Most yards allowed, rushing, game

319	at Seattle; Nov. 11, 2001
316	vs. N.Y. Jets; Oct. 25, 2009
306	vs. Buffalo; Nov. 18, 1962
299	vs. Denver; Nov. 6, 2011
296	at New England; Oct. 3, 1976

Fewest touchdowns allowed, rushing, season

4	1990
5	1973
7	1977
	1985
	1996

Most touchdowns allowed, rushing, season

36	1961
24	2007
	2009
23	2008
21	1962
	2003
	2004

Most touchdowns allowed, rushing, game

5	at San Diego; Sept. 17, 1961
	vs. San Diego; Oct. 22, 1961
	at Carolina; Nov. 2, 1997
4	13 times; last: at StL.; Nov. 30, 2014

Passing Defense

Seasons leading league, fewest passing yards allowed

1962 (2,306)

1963 (2,589)

1966 (2,118)

2006 (2,413)

Fewest attempts allowed, passing, season

339	1970
348	1972
359	1971

TEAM RECORDS

367	1974
	1977
Most attempts allowed, passing, season	
601	2011
588	2000
570	2002
564	1994
552	1997
549	2013
Fewest completions allowed, season	
157	1970
164	1969
166	1972
169	1962
170	1973
Fewest completions allowed, game	
2	vs. Denver; Sept. 10, 1967 (16 att.) at Kansas City; Oct. 20, 1968 (3 att.) vs. Kansas City; Dec. 13, 1969 (6 att.)
3	at Buffalo; Oct. 20, 1962 (11 att.) at N.Y. Jets; Oct. 10, 1964 (14 att.) at San Diego; Oct. 5, 1975 (13 att.)
Most completions allowed, season	
374	2013
359	2000
347	2012
346	2002
343	2014
324	1997
	2011
Fewest yards allowed, net passing, season	
1,690	1973
1,844	1975
2,089	1970
2,109	1969
2,111	1974
Most yards allowed, net passing, season	
4,092	2013
4,023	2011
3,924	2004
3,870	1997
3,810	2014
3,775	2012
Fewest yards allowed, net passing, game	
-53	vs. Denver; Sept. 10, 1967
-22	at Kansas City; Nov. 8, 1963 at San Diego; Oct. 5, 1975
-19	at Buffalo; Sept. 15, 1968
-5	vs. Houston; Dec. 3, 2006
-1	at Houston Oilers; Oct. 9, 1972
Most yards allowed, net passing, game	
474	vs. Kansas City; Nov. 5, 2000
466	vs. Tennessee; Dec. 19, 2004
434	at Miami; Dec. 2, 1984
431	at Denver; Dec. 14, 1980
426	at San Diego; Nov. 10, 1985 (OT)
Lowest completion percentage allowed, season	
38.9	1969 (164-422)
41.2	1967 (189-459)
42.4	1968 (189-446)
42.7	1965 (199-466)
43.0	1975 (171-398)
Highest completion percentage allowed, season	
68.1	2013 (374-549)
66.0	2012 (347-526)
63.8	2014 (343-538)
61.8	2004 (315-510)
61.2	2003 (286-467)
61.1	2000 (359-588)
60.9	2005 (296-486)
Fewest touchdowns allowed, passing, season	
11	1982
	1992
12	1973
	1974

13	1968
	1976
Most touchdowns allowed, passing, season	
33	2013
31	2011
30	2004
29	2010
	2014
28	1960
	2012
Most touchdowns allowed, passing, game	
7	vs. San Diego; Nov. 22, 1981 vs. Philadelphia; Nov. 3, 2013
5	vs. Houston Oilers; Dec. 22, 1963 at Seattle; Nov. 28, 1988 at Seattle; Oct. 26, 1997 at San Diego; Oct. 31, 2004 vs. Kansas City; Dec. 15, 2013 vs. Denver; Nov. 9, 2014
Sacks By (since 1963; official in 1982)	
Most sacks, season	
67	1967
65	1985
64	1984
63	1986
57	1983
Fewest sacks, season	
20	1961
22	2014
23	1962
25	2003
	2004
	2012
Most sacks, game	
11	at Buffalo; Oct. 15, 1967 at Denver; Nov. 5, 1967 vs. Philadelphia; Nov. 30, 1986 (OT)
10	vs. Denver; Dec. 8, 1975 vs. Denver; Oct. 31, 1976 vs. N.Y. Jets; Sept. 8, 1985
Most opponent yards lost, attempting to pass, season	
666	1967
516	1984
488	1985
484	1983
474	1975
Fewest opponent yards lost, attempting to pass, season	
157	2014
162	2003
168	1961
182	2004
185	2012
186	2007
Interceptions By	
Seasons leading league, interceptions by	
	1975 (35)
	1980 (35)
Most passes intercepted by, season	
35	1963
	1975
	1980
30	1967
29	1962
Fewest passes intercepted by, season	
5	2005
8	2009
9	2004
	2013
	2014
10	1997
11	1995
	2012

TEAM RECORDS

Most passes intercepted, by game

6	at Houston Oilers; Sept. 7, 1963
	vs. L.A. Rams; Oct. 29, 1972
5	13 times; last: at Dal.; Nov. 9, 1986

Most touchdowns, interception returns, season

4	1965
	1967
	1968
	1969
	2000

Most touchdowns, interception returns, game

2	at Denver; Nov. 21, 1965
	at Kansas City; Nov. 23, 1967
	at Kansas City; Nov. 23, 1969
	at San Diego; Jan. 2, 1983
	at New England; Sept. 29, 1985
	vs. Pittsburgh; Oct. 29, 2006

Most touchdowns, interception returns, both teams, game

2	14 times; last: KC (2) at Oak. (0); Oct. 23, 2011
---	---

Punt Returns

Fewest opponent punt returns, season

17	1982
21	2002
24	1990
26	1985
	1971

Most opponent punt returns, season

47	2014
42	2013
37	1967
	1969

35 5 times; last 2004

Fewest yards allowed, punt returns, season

71	1982
151	1969
153	1990
159	1985
168	1971

Most yards allowed, punt returns, season

787	1998
669	2003
593	2011
514	1981
513	2014

Lowest average allowed, punt returns, season

4.08	1969 (37-151)
4.18	1982 (17-71)
5.28	1968 (40-211)
5.61	1963 (33-185)
6.12	1985 (26-159)

Highest average allowed, punt returns, season

14.85	1998 (53-787)
14.76	2001 (34-502)
14.14	2002 (21-297)
13.48	2011 (44-593)
12.87	2003 (52-669)

Most touchdowns allowed, punt returns, season

2	1983
	2007
	2011

1 10 times; last: 2014

Most touchdowns allowed, punt returns, game

1	15 times; last: at KC; Dec. 14, 2014
---	--------------------------------------

Kickoff Returns

Fewest opponent kickoff returns, season

21	2014
30	2012
	2013
35	1992
39	1962
42	2006
	2009

Most opponent kickoff returns, season

82	1967
80	2000
77	1999
75	1968
	2001

Fewest yards allowed, kickoff returns, season

613	2013
683	2014
690	1992
783	1993
851	1982
868	2012
959	1960

Most yards allowed, kickoff returns, season

1,826	2002
1,707	1967
1,689	2000
1,657	2001
1,652	1968

Most yards allowed, kickoff returns, game

269	vs. Houston Oilers; Dec. 22, 1963 (10 ret.)
269	vs. San Diego; Nov. 18, 2001 (7 ret.)
218	at Kansas City; Nov. 23, 1967 (10 ret.)
215	vs. San Diego; Jan. 1, 2012 (6 ret.)
207	vs. Cincinnati; Dec. 7, 1969 (7 ret.)

Lowest average allowed, kickoff returns, season

15.83	1977 (63-997)
16.89	1986 (63-1,064)
16.97	1989 (59-1,001)
17.40	1993 (45-783)
17.43	1984 (61-1,063)

Highest average allowed, kickoff returns, season

32.52	2014 (21-683)
28.93	2012 (30-868)
28.57	2006 (42-1,200)
25.86	2003 (57-1,474)
25.74	2011 (47-1,210)
25.67	2009 (42-1,078)

Most touchdowns allowed, kickoff returns, season

2	1989
	2012

1 12 times; last: 2011

Most touchdowns allowed, kickoff returns, game

1	16 times; last: at SD; Dec. 30, 2012
---	--------------------------------------

Fumbles

Fewest opponent fumbles, season

13	2011
14	1975
	2004
	2012
16	2006

Most opponent fumbles, season

40	1989
37	1995
36	1960
35	1973
	1979

Most opponent fumbles, game

8	vs. Washington; Oct. 29, 1989
7	vs. Houston Oilers; Sept. 11, 1960
	vs. Buffalo; Oct. 19, 1969
6	Seven times; last: at Sea.; Nov. 1, 1998

Most opponent fumbles lost, game

5	vs. Buffalo; Oct. 19, 1969
4	13 times; last: at Min.; Nov. 18, 2007

TEAM RECORDS

Turnovers

Fewest opponent turnovers, season

14 2014
18 2004

19 1992
2005
2012
20 2009

Most opponent turnovers, season

52 1963
1980
47 1962
1977
46 1979

Most opponent turnovers, game

10 at Houston Oilers; Sept. 7, 1963
8 vs. Washington; Oct. 29, 1989
7 Eight times; last: at SD; Sept. 14, 1980 (OT)

Penalties

Fewest opponent penalties, season

53 1982
54 1966
59 1960
61 1974
62 1961
1975

Most opponent penalties, season

121 1984
120 2011
118 1986
117 1997
2000
2010

Fewest opponent penalties, game

0 at Kansas City; Dec. 8, 1974
0 at Houston Oilers; Dec. 9, 1962
1 25 times; last: at Den.; Dec. 28, 2014

Most opponent penalties, game

17 vs. Chicago; Sept. 26, 1999
15 at Houston Oilers; Sept. 11, 1988
vs. N.Y. Giants; Sept. 13, 1998
14 Four times; last: vs. TB; Nov. 4, 2012

MISCELLANEOUS

Most blocked opponent kicks, season (since 1995)

5 2000
4 2004
2011
2013
3 1997
2001
2005
2012

Most blocked opponent kicks, game (since 1995)

2 at Kansas City; Dec. 24, 2011 (OT)
vs. San Diego; Oct. 10, 2010
at New England; Sept. 8, 2005
vs. Dallas; Oct. 7, 2001
at San Francisco; Oct. 8, 2000



Super Bowl XVIII


ANNUAL LEADERS

PASSING

	Att	Comp	Yds	Pct	TD	Int		Att	Comp	Yds	Pct	TD	Int
1960 Tom Flores	252	136	1,738	54.0	12	12	1988 Jay Schroeder	256	113	1,839	44.1	13	13
1961 Tom Flores	366	190	2,176	51.9	15	19	1989 Steve Beuerlein	217	108	1,677	49.8	13	9
1962 Cotton Davidson	321	119	1,977	37.0	7	23	1990 Jay Schroeder	334	182	2,849	54.5	19	9
1963 Tom Flores	247	113	2,101	45.7	20	13	1991 Jay Schroeder	357	189	2,562	52.9	15	16
1964 Cotton Davidson	320	155	2,497	48.4	21	19	1992 Jay Schroeder	253	123	1,476	48.6	11	11
1965 Tom Flores	269	122	1,593	45.3	14	11	1993 Jeff Hostetler	419	236	3,242	56.2	14	10
1966 Tom Flores	306	151	2,638	49.4	24	14	1994 Jeff Hostetler	454	263	3,334	57.9	20	16
1967 Daryle Lamonica	425	220	3,228	51.8	30	23	1995 Jeff Hostetler	286	172	1,998	60.1	12	9
1968 Daryle Lamonica	416	206	3,245	49.5	25	15	1996 Jeff Hostetler	402	242	2,548	60.2	23	14
1969 Daryle Lamonica	426	221	3,302	51.9	34	25	1997 Jeff George	521	290	3,917	55.7	29	9
1970 Daryle Lamonica	356	179	2,516	50.3	22	15	1998 Donald Hollas	260	135	1,754	51.9	10	16
1971 Daryle Lamonica	242	118	1,717	48.8	16	16	1999 Rich Gannon	515	304	3,840	59.0	24	14
1972 Daryle Lamonica	281	149	1,998	50.3	18	12	2000 Rich Gannon	473	284	3,430	60.0	28	11
1973 Ken Stabler	260	163	1,997	62.7	14	10	2001 Rich Gannon	548	361	3,828	65.8	27	9
1974 Ken Stabler	310	178	2,469	57.4	26	12	2002 Rich Gannon	618	418	4,689	67.6	26	10
1975 Ken Stabler	293	171	2,296	58.4	16	24	2003 Rich Gannon	225	125	1,274	55.6	6	4
1976 Ken Stabler	291	194	2,737	66.7	27	17	2004 Kerry Collins	513	289	3,495	56.3	21	20
1977 Ken Stabler	294	169	2,176	57.5	20	20	2005 Kerry Collins	565	302	3,759	53.5	20	12
1978 Ken Stabler	406	237	2,944	58.4	16	30	2006 Andrew Walter	276	147	1,677	53.3	3	13
1979 Ken Stabler	498	304	3,615	61.0	26	22	2007 Josh McCown	190	111	1,151	58.4	10	11
1980 Jim Plunkett	320	165	2,299	51.6	18	16	2008 JaMarcus Russell	368	198	2,423	53.8	13	8
1981 Marc Wilson	366	173	2,311	47.3	14	19	2009 JaMarcus Russell	246	120	1,287	48.8	3	11
1982 Jim Plunkett	261	152	2,035	58.2	14	15	2010 Jason Campbell	329	194	2,387	59.0	13	8
1983 Jim Plunkett	379	230	2,935	60.7	20	18	2011 Carson Palmer	328	199	2,753	60.7	13	16
1984 Marc Wilson	282	153	2,151	54.3	15	17	2012 Carson Palmer	565	345	4,018	61.1	22	14
1985 Marc Wilson	388	193	2,608	49.7	16	21	2013 Terrelle Pryor	272	156	1,798	57.4	7	11
1986 Jim Plunkett	252	133	1,986	52.8	14	9	2014 Derek Carr	599	348	3,270	58.1	21	12
1987 Marc Wilson	266	152	2,070	57.1	12	8							

RUSHING

	No	Yds	Avg	TD	Lg		No	Yds	Avg	TD	Lg
1960 Tony Teresa	139	608	4.4	6	83	2001 Charlie Garner	211	839	4.0	1	38
1961 Wayne Crow	119	490	4.1	2	62	2002 Charlie Garner	182	962	5.3	7	36
1962 Clem Daniels	161	766	4.7	7	72	2003 Tyrone Wheatley	159	678	4.3	4	41
1963 Clem Daniels	215	1,099	5.1	3	74	2004 Amos Zereoue	112	425	3.8	3	55
1964 Clem Daniels	173	824	4.7	2	42	2005 LaMont Jordan	272	1,025	3.8	9	26
1965 Clem Daniels	219	953	4.0	5	57	2006 Justin Fargas	178	659	3.7	1	48
1966 Clem Daniels	204	801	3.9	7	64	2007 Justin Fargas	222	1,009	4.5	4	48
1967 Clem Daniels	130	575	4.4	4	52	2008 Justin Fargas	218	853	3.9	1	42
1968 Hewritt Dixon	206	865	4.2	2	28	2009 Michael Bush	123	589	4.8	3	60
1969 Charlie Smith	177	600	3.4	2	23	2010 Darren McFadden.....	223	1,157	5.2	7	57
1970 Hewritt Dixon	197	861	4.4	1	39	2011 Michael Bush	256	977	3.8	7	44
1971 Marv Hubbard	181	867	4.8	5	20	2012 Darren McFadden.....	216	707	3.3	2	64
1972 Marv Hubbard	219	1,100	5.0	4	39	2013 Rashad Jennings.....	163	733	4.5	6	80
1973 Marv Hubbard	193	903	4.7	6	50	2014 Darren McFadden.....	155	534	3.4	2	25
1974 Marv Hubbard	188	865	4.6	4	32						
1975 Pete Banaszak	187	672	3.6	16	27						
1976 Mark van Eeghen.....	233	1,012	4.3	3	21						
1977 Mark van Eeghen	324	1,273	3.9	7	27						
1978 Mark van Eeghen	270	1,080	4.0	9	34						
1979 Mark van Eeghen.....	223	818	3.7	7	19						
1980 Mark van Eeghen.....	222	838	3.8	5	34						
1981 Kenny King	170	828	4.9	0	60						
1982 Marcus Allen	160	697	4.4	11	53						
1983 Marcus Allen	266	1,014	3.8	9	19						
1984 Marcus Allen	275	1,168	4.2	13	52						
1985 Marcus Allen	380	1,759	4.6	11	61						
1986 Marcus Allen	208	759	3.6	5	28						
1987 Marcus Allen	200	754	3.8	5	44						
1988 Marcus Allen	223	831	3.7	7	32						
1989 Bo Jackson	173	950	5.5	4	92						
1990 Bo Jackson	125	698	5.6	5	88						
1991 Roger Craig	162	590	3.6	1	15						
1992 Eric Dickerson	187	729	3.9	2	40						
1993 Greg Robinson	156	591	3.8	1	16						
1994 Harvey Williams	282	983	3.5	4	28						
1995 Harvey Williams	255	1,114	4.4	9	60						
1996 Napoleon Kaufman	150	874	5.8	1	77						
1997 Napoleon Kaufman	272	1,294	4.8	6	83						
1998 Napoleon Kaufman	217	921	4.2	2	80						
1999 Tyrone Wheatley	242	936	3.9	8	30						
2000 Tyrone Wheatley	232	1,046	4.5	9	80						



RB Mark van Eeghen



RB Mark van Eeghen

ANNUAL LEADERS

RECEIVING

	No	Yds	Avg	TD	Lg		No	Yds	Avg	TD	Lg
1960 Billy Lott	49	524	10.7	1	28	1988 Tim Brown	43	725	16.9	5	65
1961 Doug Asad	36	501	13.0	2	51	1989 Mervyn Fernandez ..	57	1,069	18.8	9	75
1962 Max Boydston	30	374	12.4	0	58	1990 Mervyn Fernandez ..	52	839	16.1	5	66
1963 Art Powell	73	1,304	17.8	16	85	1991 Ethan Horton	53	650	12.3	5	52
1964 Art Powell	76	1,361	17.9	11	77	1992 Tim Brown	49	693	14.1	7	68
1965 Art Powell	52	800	15.4	12	66	1993 Tim Brown	80	1,180	14.8	7	71
1966 Art Powell	53	1,026	19.4	11	46	1994 Tim Brown	89	1,309	14.7	9	77
1967 Hewritt Dixon	59	563	9.5	2	48	1995 Tim Brown	89	1,342	15.1	10	80
1968 Fred Biletnikoff	61	1,037	17.0	6	82	1996 Tim Brown	90	1,104	12.3	9	42
1969 Fred Biletnikoff	54	837	15.3	12	53	1997 Tim Brown	104	1,408	13.5	5	59
1970 Fred Biletnikoff	45	768	17.1	7	51	1998 Tim Brown	90	1,344	14.9	6	47
1971 Fred Biletnikoff	61	929	15.2	9	49	2000 Tim Brown	76	1,128	14.8	11	45
1972 Fred Biletnikoff	58	802	13.8	7	39	2001 Tim Brown	91	1,165	12.8	9	46
1973 Fred Biletnikoff	48	660	13.8	4	32	2002 Jerry Rice	92	1,211	13.2	7	75
1974 Cliff Branch	60	1,092	18.2	13	67	2003 Jerry Rice	63	869	13.8	2	47
1975 Cliff Branch	51	893	17.5	9	53	2004 Jerry Porter	64	998	15.6	9	52
1976 Dave Casper	53	691	13.0	10	30	2005 Jerry Porter	76	942	12.4	5	49
1977 Dave Casper	48	584	12.2	6	27	2006 Ronald Curry	62	727	11.7	1	39
1978 Dave Casper	62	852	13.7	9	44	2007 Ronald Curry	55	717	13.0	4	49
1979 Cliff Branch	59	844	14.3	6	66	2008 Zach Miller	56	778	13.9	1	63
1980 Bob Chandler	49	786	16.0	10	56	2009 Zach Miller	66	805	12.2	3	86
1981 Derrick Ramsey	52	674	13.0	4	66	2010 Zach Miller	60	685	11.4	5	43
1982 Todd Christensen	42	510	12.1	4	50	2011 Darius Heyward-Bey ..	64	975	15.2	4	58
1983 Todd Christensen	92	1,247	13.6	12	45	2012 Brandon Myers	79	806	10.2	2	29
1984 Todd Christensen	80	1,007	12.6	7	38	2013 Rod Streater	60	888	14.8	4	66
1985 Todd Christensen	82	987	12.0	6	48	2014 James Jones	73	666	9.1	6	42
1986 Todd Christensen	95	1,153	12.1	8	35						
1987 Marcus Allen	51	410	8.0	0	39						

SCORING

	TD	PAT	FG	Total		TD	PAT	FG	Total
1960 Tony Teresa	10	0	0	60	1999 Michael Husted	0	30	20	90
1961 George Fleming	1	24	11	63	2000 Sebastian Janikowski	0	46	22	112
1962 Clem Daniels	8	0	0	48	2001 Sebastian Janikowski	0	42	23	111
1963 Art Powell	16	0	0	96	2002 Sebastian Janikowski	0	50	26	128
1964 Mike Mercer	0	34	15	79	2003 Sebastian Janikowski	0	28	22	94
1965 Clem Daniels	12	0	0	72	2004 Sebastian Janikowski	0	31	25	106
Art Powell	12	0	0	72	2005 Sebastian Janikowski	0	30	20	90
1966 Mike Eischeid	0	37	11	70	2006 Sebastian Janikowski	0	16	18	70
1967 George Blanda	0	56	20	116	2007 Sebastian Janikowski	0	28	23	97
1968 George Blanda	0	54	21	117	2008 Sebastian Janikowski	0	25	24	97
1969 George Blanda	0	45	20	105	2009 Sebastian Janikowski	0	17	26	95
1970 George Blanda	0	36	16	84	2010 Sebastian Janikowski	0	43	33	142
1971 George Blanda	0	41	15	86	2011 Sebastian Janikowski	0	36	31	129
1972 George Blanda	0	44	17	95	2012 Sebastian Janikowski	0	25	31	118
1973 George Blanda	0	31	23	100	2013 Sebastian Janikowski	0	37	21	100
1974 Cliff Branch	13	0	0	78	2014 Sebastian Janikowski	0	28	19	85
1975 Pete Banaszak	16	0	0	96					
1976 Cliff Branch	12	0	0	72					
1977 Errol Mann	0	39	20	99					
1978 Errol Mann	0	33	12	69					
1979 Jim Breech	0	41	18	95					
1980 Chris Bahr	0	41	19	98					
1981 Chris Bahr	0	27	14	69					
1982 Marcus Allen	14	0	0	84					
1983 Chris Bahr	0	51	21	114					
1984 Marcus Allen	18	0	0	108					
1985 Chris Bahr	0	40	20	100					
1986 Chris Bahr	0	36	21	99					
1987 Chris Bahr	0	27	19	84					
1988 Chris Bahr	0	37	18	91					
1989 Jeff Jaeger	0	34	23	103					
1990 Jeff Jaeger	0	40	15	85					
1991 Jeff Jaeger	0	29	29	116					
1992 Jeff Jaeger	0	28	15	73					
1993 Jeff Jaeger	0	27	35	132					
1994 Jeff Jaeger	0	31	22	97					
1995 Jeff Jaeger	0	22	13	61					
1996 Cole Ford	0	36	24	108					
1997 Cole Ford	0	33	13	72					
James Jett	12	0	0	72					
1998 Greg Davis	0	31	17	82					



K Sebastian Janikowski

ANNUAL LEADERS

INTERCEPTIONS

	No	Yds	Avg	TD	Lg
1960 Eddie Macon	9	105	11.7	1	42
1961 Joe Cannavino	5	14	2.8	0	9
1962 Tom Morrow	10	141	14.1	0	36
1963 Tom Morrow	9	104	11.5	0	35
1964 Fred Williamson	6	40	6.7	0	28
1965 Warren Powers	5	56	11.2	0	12
1966 Warren Powers	5	88	17.6	0	35
1967 Willie Brown	7	33	4.7	0	25
1968 Dave Grayson	10	195	19.5	1	54
1969 Dave Grayson	8	132	16.5	1	76
1970 Kent McCloughan	5	5	1.0	0	5
1971 Nemiah Wilson	5	70	14.0	0	22
1972 Jack Tatum	4	91	22.8	0	56
1973 George Atkinson	3	48	16.0	0	36
1974 Alonzo Thomas	6	70	11.7	1	34
1975 Alonzo Thomas	6	86	14.3	0	48
1976 Monte Johnson	4	40	10.0	0	22
1977 Jack Tatum	6	146	24.3	0	41
1978 Charles Phillips	6	121	20.2	1	42
1979 Lester Hayes	7	100	14.3	2	52
1980 Lester Hayes	13	273	21.0	1	62
1981 Odis McKinney	3	38	12.7	0	34
1982 Burgess Owens	4	56	14.0	0	35
1983 Vann McElroy	8	68	8.5	0	28
1984 Mike Haynes	6	220	36.7	1	97
1985 Lester Hayes	4	27	6.8	1	27
1986 Vann McElroy	7	105	15.0	0	28
1987 Vann McElroy	4	41	10.3	1	35
1988 Mike Haynes	3	30	10.0	0	30
Vann McElroy	3	17	5.7	0	13
1989 Eddie Anderson	5	233	46.6	2	87
1990 Eddie Anderson	3	19	16.3	0	15
Terry McDaniel	3	20	6.7	0	15
Mike Harden	3	19	6.3	0	15
1991 Ronnie Lott	8	52	6.5	0	27
1992 Terry McDaniel	4	180	45.0	0	67
1993 Terry McDaniel	5	87	17.4	1	36
1994 Terry McDaniel	7	103	14.7	2	35
1995 Terry McDaniel	6	46	7.7	1	42
1996 Terry McDaniel	5	150	30.0	1	56
1997 Eric Turner	2	45	22.5	0	29
Lionel Washington	2	44	22.0	0	44
James Trapp	2	24	12.5	0	25

	No	Yds	Avg	TD	Lg
Lorenzo Lynch	2	6	3.0	0	6
1998 Charles Woodson	5	118	23.6	1	46
1999 Darrien Gordon	3	44	14.7	0	28
Eric Turner	3	43	14.3	0	24
Eric Allen	3	33	11.0	0	31
2000 Eric Allen	6	145	24.2	3	50
William Thomas	6	68	11.3	1	46
2001 Tory James	5	72	14.4	0	23
2002 Rod Woodson	8	225	28.1	2	98
2003 Phillip Buchanon	6	176	29.3	2	83
2004 Phillip Buchanon	3	69	23.0	1	37
2005 Stuart Schweigert	2	35	17.5	0	33
2006 Nnamdi Asomugha	8	59	7.4	1	24
2007 Thomas Howard	6	172	28.7	2	66
2008 Chris Johnson	3	68	22.7	0	44
DeAngelo Hall	3	31	10.3	0	21
Rashad Baker	3	8	2.7	0	8
2009 Chris Johnson	3	20	6.7	0	20
Michael Huff	3	15	5.0	0	10
2010 Michael Huff	3	32	10.7	0	17
2011 Matt Giordano	5	130	26.0	0	62
2012 Joselio Hanson	2	24	12.0	0	21
Phillip Adams	2	0	0.0	0	0
2013 Tracy Porter	2	44	22.0	1	43
2014 Charles Woodson	4	35	8.8	0	30



S Charles Woodson

PUNT RETURNS

	No	Yds	Avg	TD	Lg
1960 Jack Larscheid	12	106	8.8	0	41
1961 Charles Fuller	4	52	13	0	25
1962 Bob Garner	20	162	8.1	0	25
1963 Claude Gibson	26	307	11.8	2	85
1964 Claude Gibson	29	419	14.4	0	58
1965 Claude Gibson	31	357	11.8	1	58
1966 Rodger Bird	37	323	8.7	0	42
1967 Rodger Bird	46	612	13.3	0	78
1968 George Atkinson	36	490	13.6	2	86
1969 George Atkinson	25	153	6.1	0	30
1970 Alvin Wyatt	25	231	9.2	1	63
1971 George Atkinson	20	159	8	0	34
1972 George Atkinson	10	33	3.3	0	8
1973 George Atkinson	41	336	8.2	1	63
1974 Ron Smith	41	486	11.9	0	55
1975 Neal Colzie	48	655	13.6	0	64
1976 Neal Colzie	41	448	10.9	0	32
1977 Neal Colzie	32	334	10.4	0	23
1978 Neal Colzie	47	310	6.6	0	24
1979 Ira Matthews	32	165	5.2	0	20
1980 Ira Matthews	48	421	8.8	0	34
1981 Ted Watts	35	284	8.1	1	52
1982 Greg Pruitt	26	209	8	0	25
1983 Greg Pruitt	58	668	11.5	1	97
1984 Greg Pruitt	53	473	8.9	0	38
1985 Fulton Walker	62	692	11.2	0	32
1986 Fulton Walker	49	440	9	1	70
1987 Chris Woods	26	189	7.3	0	34

	No	Yds	Avg	TD	Lg
1988 Tim Brown	49	444	9.1	0	36
1989 Stefon Adams	19	156	8.2	0	15
1990 Tim Brown	34	295	8.7	0	39
1991 Tim Brown	29	330	11.4	1	75
1992 Tim Brown	37	383	10.4	0	40
1993 Tim Brown	40	465	11.6	1	74
1994 Tim Brown	40	487	12.2	0	48
1995 Tim Brown	36	364	10.1	0	38
1996 Tim Brown	32	272	8.5	0	36
1997 Desmond Howard	27	210	7.8	0	31
1998 Desmond Howard	45	541	12	2	75
1999 Darrien Gordon	42	397	9.5	0	78
2000 Darrien Gordon	29	258	8.9	0	36
2001 David Dunn	19	169	8.9	0	23
2002 Phillip Buchanon	15	178	14	1	83
2003 Phillip Buchanon	36	491	13.6	2	80
2004 Phillip Buchanon	21	121	5.8	0	18
2005 Chris Carr	34	186	5.5	0	34
2006 Chris Carr	35	216	6.2	0	35
2007 Johnnie Lee Higgins	15	103	5.2	0	54
2008 Johnnie Lee Higgins	44	570	13	3	93
2009 Johnnie Lee Higgins	34	177	5.2	0	19
2010 Nick Miller	35	257	7.3	0	46
2011 Denarius Moore	25	216	8.6	0	34
2012 Phillip Adams	25	139	5.6	0	47
2013 Jacoby Ford	9	77	8.6	0	14
2014 TJ Carrie	26	195	7.5	0	27

ANNUAL LEADERS

KICKOFF RETURNS

	No	Yds	Avg	TD	Lg		No	Yds	Avg	TD	Lg
1960 Jack Larscheid	30	852	28.4	0	78	1988 Tim Brown	41	1,098	26.8	1	97
1961 George Fleming	29	588	20.3	0	36	1989 Stefon Adams	22	425	19.3	0	37
1962 Bo Roberson	27	748	27.7	1	87	1990 Jamie Holland	32	655	20.5	0	87
1963 Bo Roberson	38	809	21.2	0	58	1991 Jamie Holland	22	421	19.1	0	27
1964 Bo Roberson	36	975	27.0	0	59	1992 Alexander Wright	18	325	18.1	0	33
1965 Larry Todd	20	461	23.1	0	50	1993 Raghib Ismail	25	605	24.2	0	66
1966 Pervis Atkins	29	608	21.0	0	35	1994 Raghib Ismail	43	923	21.5	0	51
1967 Dave Grayson	19	405	21.3	0	29	1995 Raghib Ismail	36	706	19.6	0	43
1968 George Atkinson	32	802	25.1	0	60	1996 Carl Kidd	29	622	21.4	0	48
1969 George Atkinson	16	382	23.9	0	39	1997 Desmond Howard	61	1,318	21.6	0	45
1970 George Atkinson	23	574	25.0	0	62	1998 Desmond Howard	49	1,040	21.1	0	42
1971 Clarence Davis	27	734	27.2	0	44	1999 Napoleon Kaufman	42	831	19.8	0	48
1972 Clarence Davis	18	464	25.8	0	49	2000 David Dunn	44	1,073	24.4	1	88
1973 Clarence Davis	19	504	26.5	0	76	2001 Terry Kirby	46	1,066	23.2	1	90
1974 Harold Hart	18	466	25.9	0	67	2002 Marcus Knight	29	705	25.5	0	65
1975 Harold Hart	17	518	30.5	1	102	2003 Doug Gabriel	29	646	22.3	1	85
1976 Rick Jennings	16	417	26.1	0	55	2004 Doug Gabriel	53	1,140	21.5	0	64
1977 Carl Garrett	21	420	20.0	0	31	2005 Chris Carr	73	1,752	24.0	0	62
1978 Arthur Whittington	23	473	20.6	0	34	2006 Chris Carr	69	1,762	25.5	0	50
1979 Ira Matthews	35	873	24.9	1	104	2007 Chris Carr	59	1,327	25.5	0	43
1980 Ira Matthews	29	585	20.2	0	45	2008 Johnnie Lee Higgins	36	842	23.4	0	69
1981 Arthur Whittington	25	563	22.5	0	47	2009 Jonathan Holland	28	550	19.6	0	60
1982 Greg Pruitt	14	371	28.4	0	55	2010 Jacoby Ford	53	1,280	24.2	3	101
1983 Cle Montgomery	21	464	22.1	0	48	2011 Bryan McCann	13	361	27.8	0	91
1984 Dokie Williams	24	621	25.9	0	62	2012 Coye Francies	20	475	23.8	0	32
1985 Fulton Walker	21	467	22.2	0	57	2013 Taiwan Jones	26	623	24.0	0	41
1986 Stefon Adams	27	573	21.2	0	51	2014 Latavious Murray	19	429	22.6	0	38
1987 Vance Mueller	27	588	21.8	0	46						

PUNTING

	No	Yds	Avg	Lg		No	Yds	Avg	Lg
1960 Wayne Crow	76	2,958	38.9	72	1988 Jeff Gossett	91	3,804	41.8	58
1961 Wayne Crow	61	2,613	42.8	77	1989 Jeff Gossett	67	2,711	40.5	60
1962 Cotton Davidson	40	1,569	39.2	64	1990 Jeff Gossett	60	2,315	38.6	57
1963 Mike Mercer	75	3,007	40.0	53	1991 Jeff Gossett	67	2,961	44.2	61
1964 Mike Mercer	58	2,446	42.1	67	1992 Jeff Gossett	77	3,255	42.3	56
1965 Mike Mercer	75	3,079	41.1	70	1993 Jeff Gossett	71	2,971	41.8	61
1966 Mike Eischeid	64	2,703	42.2	56	1994 Jeff Gossett	77	3,377	43.9	65
1967 Mike Eischeid	76	3,364	44.3	62	1995 Jeff Gossett	75	3,089	41.2	60
1968 Mike Eischeid	64	2,788	43.6	72	1996 Jeff Gossett	57	2,264	39.7	64
1969 Mike Eischeid	69	2,944	42.7	58	1997 Leo Araguz	93	4,189	45.0	63
1970 Mike Eischeid	79	3,121	39.5	57	1998 Leo Araguz	98	4,256	43.4	64
1971 Jerry DePoyster	57	2,013	39.4	56	1999 Leo Araguz	76	3,045	40.1	56
1972 Jerry DePoyster	55	2,031	36.9	57	2000 Shane Lechler	65	2,984	45.9	69
1973 Ray Guy	69	3,127	45.3	72	2001 Shane Lechler	73	3,375	46.2	65
1974 Ray Guy	74	3,124	42.2	66	2002 Shane Lechler	53	2,251	42.3	70
1975 Ray Guy	68	2,979	43.8	64	2003 Shane Lechler	96	4,503	46.9	73
1976 Ray Guy	67	2,785	41.6	66	2004 Shane Lechler	73	3,409	46.7	67
1977 Ray Guy	59	2,552	43.3	74	2005 Shane Lechler	82	3,744	45.7	64
1978 Ray Guy	81	3,462	42.7	69	2006 Shane Lechler	77	3,660	47.5	67
1979 Ray Guy	69	2,939	42.6	71	2007 Shane Lechler	73	3,585	49.1	70
1980 Ray Guy	71	3,099	43.6	66	2008 Shane Lechler	90	4,391	48.8	70
1981 Ray Guy	96	4,195	43.7	69	2009 Shane Lechler	96	4,909	51.1	70
1982 Ray Guy	47	1,839	39.1	57	2010 Shane Lechler	77	3,618	47.0	68
1983 Ray Guy	79	3,384	42.8	67	2011 Shane Lechler	78	3,960	50.8	80
1984 Ray Guy	91	3,809	41.9	63	2012 Shane Lechler	81	3,826	39.0	68
1985 Ray Guy	89	3,627	40.8	68	2013 Marquette King	84	4,107	48.9	66
1986 Ray Guy	90	3,620	40.2	64	2014 Marquette King	109	4,930	45.2	62
1987 Stan Talley	56	2,277	40.7	63					

SUPERLATIVES

1,000 YARDS RUSHING

Yds	Name	Year
1,759	Marcus Allen	1985
1,294	Napoleon Kaufman	1997
1,273	Mark van Eeghen	1977
1,168	Marcus Allen	1984
1,157	Darren McFadden	2010
1,114	Harvey Williams	1995
1,100	Marv Hubbard	1972
1,099	Clem Daniels	1963
1,080	Mark van Eeghen	1978
1,046	Tyrone Wheatley	2000
1,025	LaMont Jordan	2005
1,014	Marcus Allen	1983
1,012	Mark van Eeghen	1976
1,009	Justin Fargas	2007

1,000 YARDS RECEIVING

Yds	Name	Year
1,408	Tim Brown	1997
1,361	Art Powell	1964
1,344	Tim Brown	1999
1,342	Tim Brown	1995
1,309	Tim Brown	1994
1,304	Art Powell	1963
1,260	Warren Wells	1969
1,247	Todd Christensen	1983
1,211	Jerry Rice	2002
1,180	Tim Brown	1993
1,165	Tim Brown	2001
1,153	Todd Christensen	1986
1,139	Jerry Rice	2001
1,137	Warren Wells	1968
1,128	Tim Brown	2000
1,111	Cliff Branch	1976
1,104	Tim Brown	1996
1,092	Cliff Branch	1974
1,069	Mervyn Fernandez	1989
1,037	Fred Biletnikoff	1968
1,026	Art Powell	1966
1,012	Tim Brown	1998
1,007	Todd Christensen	1984
1,005	Randy Moss	2005

3,000 YARDS PASSING

Yds	Name	Year
4,689	Rich Gannon	2002
4,018	Carson Palmer	2012
3,917	Jeff George	1997
3,840	Rich Gannon	1999
3,828	Rich Gannon	2001
3,759	Kerry Collins	2005
3,615	Ken Stabler	1979
3,495	Kerry Collins	2004
3,430	Rich Gannon	2000
3,334	Jeff Hostetler	1994
3,302	Daryle Lamonica	1969
3,270	Derek Carr	2014
3,245	Daryle Lamonica	1968
3,242	Jeff Hostetler	1993
3,228	Daryle Lamonica	1967

100 YARDS RUSHING

Att	Yds	Name	Game
28	227	Napoleon Kaufman	Oct. 19, 1997 vs. Den.
18	221	Bo Jackson	Nov. 30, 1987 at Sea.
27	200	Clem Daniels	Oct. 20, 1963 vs. NYJ
20	187	Clem Daniels	Dec. 9, 1962 at HouO.
28	187	Hewritt Dixon	Sept. 29, 1968 at HouO.
22	179	Justin Fargas	Sept. 30, 2007 at Mia.
27	177	Michael Bush	Dec. 28, 2008 at TB
24	173	Marcus Allen	Nov. 24, 1985 vs. Den.
19	171	Darren McFadden	Sept. 25, 2011 vs. NYJ
19	167	Clem Daniels	Oct. 25, 1964 vs. Den.
16	165	Darren McFadden	Oct. 24, 2010 at Den.
18	164	Hewritt Dixon	Oct. 19, 1970 vs. Was.
21	164	Darren McFadden	Sept. 14, 2008 at KC
26	162	Napoleon Kaufman	Sept. 28, 1997 vs. StL.
19	160	Harvey Williams	Oct. 8, 1995 vs. Sea.
13	159	Bo Jackson	Nov. 5, 1989 vs. Cin.
25	159	LaMont Jordan	Sept. 16, 2007 at Den.
22	158	Clem Daniels	Dec. 22, 1963 vs. HouO.
30	157	Michael Bush	Nov. 10, 2011 at SD
24	156	Marcus Allen	Dec. 5, 1982 vs. Sea.
28	156	Marcus Allen	Dec. 1, 1985 at Atl.
15	156	Tyrone Wheatley	Oct. 22, 2000 vs. Sea.
20	155	Marcus Allen	Dec. 2, 1984 at Mia.
17	152	Napoleon Kaufman	Nov. 29, 1998 vs. Was.
26	151	Mark van Eeghen	Sept. 17, 1978 at GB
22	150	Darren McFadden	Sept. 12, 2011 at Den.
22	150	Rashad Jennings	Nov. 17, 2013 at Hou.
20	149	Larry Todd	Nov. 7, 1965 at HouO.
25	146	Charlie Smith	Nov. 12, 1972 at Cin.
26	146	Tyrone Wheatley	Dec. 16, 2000 at Sea.
33	146	Justin Fargas	Dec. 2, 2007 vs. Den.
30	145	Darren McFadden	Sept. 19, 2010 vs. StL.
16	144	Clem Daniels	Dec. 20, 1964 vs. SD
19	144	Bo Jackson	Oct. 29, 1989 vs. Was.
26	143	Marv Hubbard	Dec. 5, 1971 at Atl.
36	143	Mark van Eeghen	Oct. 23, 1977 at NYJ
26	143	Mark van Eeghen	Nov. 28, 1977 vs. Buf.
31	143	Napoleon Kaufman	Oct. 25, 1998 vs. Cin.
12	141	Tony Teresa	Nov. 13, 1960 vs. Buf.
14	140	Napoleon Kaufman	Sept. 14, 1997 at Atl.
20	139	Napoleon Kaufman	Sept. 13, 1998 vs. NYG
22	139	Justin Fargas	Nov. 25, 2007 at KC

Att	Yds	Name	Game
12	138	Kenny King	Oct. 12, 1980 vs. SD
25	137	Michael Bush	Jan. 2, 2011 at KC
25	136	Kenny King	Sept. 21, 1980 vs. Was.
33	136	Marcus Allen	Sept. 13, 1987 at GB
21	136	Joe Aska	Oct. 6, 1996 at NYJ
31	135	Marcus Allen	Nov. 17, 1985 vs. Cin.
25	135	Marcus Allen	Dec. 8, 1985 at Den.
29	135	Charlie Garner	Dec. 28, 2002 vs. KC
26	134	Arthur Whittington	Nov. 5, 1978 at KC
24	134	Harvey Williams	Nov. 5, 1995 at Cin.
21	134	Zack Crockett	Jan. 2, 2005 vs. Jac.
21	133	Mark van Eeghen	Nov. 21, 1976 at Phi.
18	133	Michael Bush	Dec. 20, 2009 at Den.
25	132	LaMont Jordan	Dec. 18, 2005 vs. Cle.
18	129	Bo Jackson	Dec. 10, 1990 at Det.
19	129	Darren McFadden	Sept. 15, 2013 vs. Jac.
29	128	Harvey Williams	Oct. 30, 1994 vs. HouO.
20	128	LaMont Jordan	Oct. 1, 2006 vs. Cle.
15	127	Charlie Garner	Sept. 8, 2002 vs. Sea.
20	126	Marcus Allen	Jan. 2, 1983 at SD
29	126	Marcus Allen	Oct. 6, 1985 vs. KC
27	126	Napoleon Kaufman	Sept. 21, 1997 at NYJ
26	126	LaMont Jordan	Oct. 2, 2005 at Dal.
19	125	Clem Daniels	Oct. 27, 1963 at SD
24	125	Marv Hubbard	Sept. 24, 1972 at GB
25	123	Pete Banaszak	Oct. 26, 1969 at SD
24	123	Marcus Allen	Dec. 23, 1985 at LARm.
16	123	Darren McFadden	Dec. 12, 2010 at Jac.
19	123	Marcel Reece	Dec. 8, 2013 at NYJ
31	122	Clem Daniels	Nov. 8, 1963 at KC
20	122	Marv Hubbard	Oct. 15, 1972 vs. Buf.
8	122	Napoleon Kaufman	Dec. 19, 1999 vs. TB
28	122	LaMont Jordan	Oct. 23, 2005 vs. Buf.
29	122	Dominic Rhodes	Dec. 30, 2007 vs. SD
11	121	Marv Hubbard	Dec. 2, 1973 at HouO.
29	121	LaMont Jordan	Sept. 23, 2007 vs. Cle.
17	120	Clarence Davis	Nov. 16, 1975 vs. Cin.
28	119	Marcus Allen	Nov. 10, 1985 at SD
14	119	Michael Bush	Nov. 15, 2009 vs. KC
20	119	Darren McFadden	Dec. 19, 2010 vs. Den.
16	118	Charlie Smith	Nov. 24, 1968 at Cin.
28	118	Marv Hubbard	Dec. 11, 1972 vs. NYJ

100 YARDS RUSHING

Att	Yds	Name	Game
17	118	Frank Hawkins	Oct. 23, 1983 at Dal.
24	117	Marv Hubbard	Oct. 27, 1974 at SF
13	117	Bo Jackson	Dec. 2, 1990 at Den.
8	117	Bo Jackson	Dec. 16, 1990 vs. Cin.
14	117	Amos Zereoue	Oct. 3, 2004 at Hou.
18	116	Clarence Davis	Oct. 6, 1974 at Cle.
27	116	Pete Banaszak	Nov. 30, 1975 at Atl.
24	116	Mark van Eeghen	Oct. 3, 1977 at KC
23	116	Marcus Allen	Sept. 12, 1982 at SF
7	116	Napoleon Kaufman	Sept. 22, 1996 vs. SD
24	116	Napoleon Kaufman	Sept. 27, 1998 at Dal.
20	115	Clem Daniels	Sept. 26, 1965 vs. HouO.
25	115	Marv Hubbard	Dec. 8, 1973 vs. KC
19	115	Mark van Eeghen	Dec. 21, 1980 at NYG
27	115	Dominic Rhodes	Dec. 23, 2007 at Jac.
25	114	Mark van Eeghen	Oct. 9, 1977 at Cle.
22	114	Bo Jackson	Dec. 10, 1989 vs. PhoC.
29	114	Darren McFadden	Oct. 28, 2012 at KC
20	113	Clem Daniels	Oct. 8, 1965 at BosP.
18	113	Darren McFadden	Sept. 23, 2012 vs. Pit.
28	112	Mark van Eeghen	Dec. 11, 1977 vs. Min.
12	112	Napoleon Kaufman	Oct. 26, 1997 at Sea.
20	112	Tyrone Wheatley	Nov. 5, 2000 vs. KC
13	112	Terrelle Pryor	Sept. 8, 2013 at Ind.
4	112	Lataivus Murray	Nov. 20, 2014 vs. KC
16	111	Marv Hubbard	Nov. 10, 1974 vs. Det.
30	111	Marcus Allen	Oct. 28, 1985 vs. SD
19	111	Tyrone Wheatley	Dec. 19, 1999 vs. TB
21	111	Darren McFadden	Oct. 31, 2010 vs. Sea.
23	110	Clem Daniels	Dec. 12, 1965 vs. NYJ
18	110	Marcus Allen	Nov. 25, 1984 vs. Ind.
30	110	Darren McFadden	Dec. 16, 2012 vs. KC
27	109	Marcus Allen	Dec. 15, 1985 vs. Sea.
8	109	Napoleon Kaufman	Dec. 9, 1996 vs. KC
20	109	Napoleon Kaufman	Nov. 16, 1997 st SD
32	109	Tyrone Wheatley	Nov. 16, 2003 vs. Min.
30	109	Michael Bush	Nov. 20, 2011 at Min.
16	107	Wayne Crow	Oct. 1, 1961 vs. Den.
22	107	Marv Hubbard	Nov. 3, 1974 at Den.
19	107	Marcus Allen	Oct. 21, 1984 at SD
28	107	Marcus Allen	Oct. 13, 1985 vs. NO
16	107	Eric Dickerson	Nov. 22, 1992 vs. Den.
27	107	Harvey Williams	Oct. 23, 1994 vs. Atl.
24	107	Justin Fargas	Nov. 23, 2008 at Den.
19	106	Hewritt Dixon	Oct. 25, 1970 vs. Pit.
9	106	Terrelle Pryor	Oct. 27, 2013 vs. Pit.
20	105	Clarence Davis	Oct. 30, 1977 at Den.
22	105	Marcus Allen	Sept. 19, 1983 vs. Mia.

Att	Yds	Name	Game
25	105	Darren McFadden	Sept. 26, 2010 at Ari.
16	104	Clem Daniels	Nov. 15, 1964 vs. HouO.
15	104	Clem Daniels	Oct. 23, 1966 at NYJ
11	104	Clem Daniels	Nov. 13, 1966 at SD
16	104	Hewritt Dixon	Sept. 15, 1968 at Buf.
23	104	Marcus Allen	Sept. 14, 1986 at Was.
15	104	Napoleon Kaufman	Nov. 24, 1996 vs. Sea.
23	104	Justin Fargas	Nov. 4, 2007 vs. Hou.
26	104	Michael Bush	Oct. 10, 2010 st SD
22	103	Clem Daniels	Dec. 5, 1965 vs. Den.
15	103	Marv Hubbard	Oct. 4, 1971 at Cle.
21	103	Bo Jackson	Nov. 12, 1989 at SD
17	103	Eric Dickerson	Nov. 29, 1992 at SD
19	103	Marcel Reece	Nov. 18, 2012 vs. NO
15	102	Clarence Davis	Oct. 3, 1977 at KC
17	102	Kenny King	Nov. 1, 1981 vs. NE
11	102	Kenny King	Dec. 7, 1981 vs. Pit.
24	102	Marcus Allen	Sept. 7, 1986 vs. Den.
20	102	Marcus Allen	Oct. 23, 1988 at NO
18	102	Tyrone Wheatley	Sept. 26, 2004 vs. TB
15	102	Rashad Jennings	Nov. 3, 2013 vs. Phi.
10	101	Clem Daniels	Sept. 9, 1962 vs. NYT
23	101	Charlie Smith	Nov. 19, 1972 at Den.
19	101	Marcus Allen	Nov. 3, 1985 at Sea.
20	101	Harvey Williams	Nov. 27, 1995 at SD
18	100	Clarence Davis	Nov. 6, 1977 vs. Sea.
8	100	Booker Russell	Nov. 25, 1979 at Den.
20	100	Tyrone Wheatley	Oct. 3, 1999 at Sea.
16	100	Charlie Garner	Nov. 24, 2002 at Ari.



FB Marcel Reece

100 YARDS RECEIVING

Rec	Yds	Name	Game
10	247	Art Powell	Dec. 22, 1963 vs. HouO.
11	206	Art Powell	Oct. 8, 1965 at BosP.
7	198	Warren Wells	Oct. 11, 1970 vs. Den.
4	193	Jessie Hester	Nov. 30, 1986 vs. Phi.
11	190	Tim Brown	Oct. 24, 1999 vs. NYJ
10	183	Tim Brown	Dec. 5, 1993 at Buf.
7	181	Art Powell	Sept. 7, 1963 at HouO.
6	179	Rod Barksdale	Dec. 21, 1986 vs. Ind.
4	173	Marcus Allen	Oct. 7, 1984 vs. Sea.
11	173	Todd Christensen	Nov. 20, 1986 at SD
11	173	Tim Brown	Jan. 2, 1994 vs. Den.
3	172	Clem Daniels	Sept. 15, 1963 vs. Buf.
7	172	Tim Brown	Oct. 8, 2000 at SF
5	167	Cliff Branch	Oct. 10, 1976 at SD
14	164	Tim Brown	Dec. 21, 1997 vs. Jac.
10	163	Warren Wells	Dec. 8, 1968 vs. Den.
5	163	Cliff Branch	Nov. 7, 1976 at Chi.
10	163	Tim Brown	Nov. 2, 1997 at Car.
12	161	Tim Brown	Nov. 19, 1995 vs. Dal.
10	159	Jerry Rice	Dec. 22, 2003 vs. GB

Rec	Yds	Name	Game
6	158	Fred Biletnikoff	Nov. 23, 1967 at KC
11	158	Todd Christensen	Nov. 2, 1986 vs. Den.
8	158	Tim Brown	Aug. 31, 1997 at Ten.
7	156	Cliff Branch	Sept. 16, 1979 at Sea.
5	156	Tim Brown	Oct. 31, 1993 vs. SD
8	156	Tim Brown	Oct. 1, 1995 at NYJ
7	155	Cliff Branch	Nov. 30, 1975 vs. Atl.
2	155	Dick Dorsey	Dec. 2, 1962 at SD
4	155	Mervyn Fernandez	Oct. 23, 1988 at NO
11	155	Tim Brown	Sept. 8, 1997 at NYJ
8	155	Darrius Heyward-Bey	Dec. 18, 2011 vs. Det.
10	155	Tim Brown	Sept. 21, 1997 vs. KC
9	152	Art Powell	Oct. 25, 1964 vs. Den.
5	152	Warren Wells	Nov. 30, 1969 at NYJ
11	152	Todd Christensen	Oct. 16, 1983 at Sea.
8	150	Art Powell	Sept. 22, 1963 vs. BosP.
10	150	Tim Brown	Dec. 3, 1995 vs. KC
8	148	Fred Biletnikoff	Oct. 17, 1971 vs. Phi.
5	148	James Jett	Sept. 21, 1997 at NYJ
8	148	Jerry Porter	Dec. 19, 2004 vs. Ten.

100 YARDS RECEIVING

Rec	Yds	Name	Game
6	148	Jacoby Ford	Nov. 7, 2010 vs. KC
2	147	Willie Gault	Nov. 5, 1989 vs. Cin.
5	146	Denarius Moore	Sept. 18, 2011 at Buf.
7	145	Tim Brown	Oct. 14, 2001 at Ind.
8	144	Fred Biletnikoff	Nov. 3, 1968 vs. KC
7	144	Jerry Rice	Sept. 29, 2002 vs. Ten.
13	144	Tim Brown	Dec. 28, 2002 vs. KC
5	143	Art Powell	Nov. 29, 1964 at Den.
8	143	Dokie Williams	Sept. 28, 1986 vs. SD
5	143	Tim Brown	Oct. 8, 1995 vs. Sea.
6	142	Jerry Porter	Nov. 20, 2005 at Was.
6	141	Art Powell	Oct. 10, 1964 at NYJ
9	141	Ronald Curry	Dec. 5, 2004 vs. KC
8	140	Todd Christensen	Dec. 1, 1983 at SD
10	140	Tim Brown	Dec. 26, 1998 vs. KC
6	139	Zach Miller	Oct. 18, 2009 vs. Phi.
6	138	Cliff Branch	Dec. 1, 1974 vs. NE
6	138	Cliff Branch	Sept. 19, 1982 at Atl.
7	138	James Jett	Nov. 21, 1993 at SD
8	137	Fred Biletnikoff	Nov. 24, 1968 at Cin.
5	136	Warren Wells	Nov. 2, 1969 at Cin.
12	136	Dave Casper	Oct. 3, 1976 at NE
8	136	Todd Christensen	Dec. 18, 1983 vs. SD
7	136	Tim Brown	Sept. 18, 1994 at Den.
7	136	Andre Holmes	Nov. 28, 2013 at Dal.
7	135	Art Powell	Sept. 13, 1964 vs. BosP.
4	135	Cliff Branch	Oct. 24, 1976 vs. GB
7	135	Daryl Hobbs	Sept. 24, 1995 vs. Phi.
6	135	Jerry Porter	Nov. 28, 2004 at Den.
7	134	Todd Christensen	Oct. 28, 1985 vs. SD
4	134	Mike Dyal	Dec. 3, 1989 vs. Den.
8	134	Mervyn Fernandez	Oct. 7, 1990 at Buf.
9	133	Art Powell	Sept. 18, 1966 vs. KC
7	133	Warren Wells	Nov. 24, 1968 at Cin.
8	133	Tim Brown	Sept. 9, 2001 at KC
7	133	Jerry Rice	Oct. 13, 2002 at StL.
10	133	Ronald Curry	Sept. 9, 2007 vs. Det.
9	132	Fred Biletnikoff	Sept. 20, 1969 vs. Mia.
7	132	Cliff Branch	Sept. 28, 1975 at BalC.
8	132	Tim Brown	Nov. 20, 1994 vs. NO
6	132	James Lofton	Dec. 6, 1987 vs. Buf.
6	132	Art Powell	Dec. 8, 1963 vs. SD
4	131	Willie Gault	Sept. 10, 1989 vs. SD
8	131	Jerry Rice	Nov. 18, 2001 vs. SD
5	131	Dokie Williams	Sept. 8, 1985 vs. NYJ
5	130	Mervyn Fernandez	Sept. 23, 1990 vs. Pit.
8	130	Tim Brown	Oct. 23, 1994 vs. Atl.
5	130	Randy Moss	Sept. 8, 2005 at NE
9	130	Darius Heyward-Bey	Jan. 1, 2012 vs. SD
14	130	Brandon Myers	Dec. 2, 2012 vs. Cle.
7	130	Rod Streater	Dec. 8, 2013 at NYJ
5	129	Hewitt Dixon	Oct. 16, 1966 at KC
8	129	Malcolm Barnwell	Sept. 16, 1984 at KC
7	129	Randy Moss	Oct. 22, 2006 vs. Ari.
7	128	Fred Biletnikoff	Oct. 31, 1971 vs. KC
6	128	Bob Chandler	Dec. 21, 1981 at SD
5	128	Cliff Branch	Dec. 18, 1982 vs. LARm.
4	128	James Lofton	Nov. 8, 1987 at Min.
4	128	Louis Murphy	Dec. 6, 2009 at Pit.
5	127	Clem Daniels	Dec. 15, 1963 vs. Den.
3	127	Warren Wells	Nov. 10, 1968 at Den.
7	127	Warren Wells	Sept. 27, 1970 at SD
8	127	Tim Brown	Dec. 24, 1995 vs. Den.
6	127	Tim Brown	Sept. 13, 1998 vs. NYG
5	127	Randy Moss	Sept. 18, 2005 vs. KC
7	126	Cliff Branch	Dec. 3, 1979 at NO
8	126	Tim Brown	Nov. 4, 1996 vs. Den.
7	126	Jerry Rice	Sept. 28, 2003 vs. SD
6	125	Warren Wells	Nov. 3, 1968 vs. KC
7	125	Cliff Branch	Nov. 11, 1974 vs. SD
4	125	Cliff Branch	Nov. 23, 1980 at Phi.
6	125	Mervyn Fernandez	Dec. 24, 1989 at NYG
3	125	Raghib Ismail	Oct. 22, 1995 vs. Ind.
8	125	Tim Brown	Nov. 30, 1997 vs. Mia.



WR Rod Streater

Rec	Yds	Name	Game
7	124	Cliff Branch	Oct. 13, 1974 at SD
7	124	Dave Casper	Sept. 12, 1976 vs. Pit.
8	124	Todd Christensen	Oct. 25, 1987 vs. Sea.
4	124	Mervyn Fernandez	Sept. 24, 1989 at Den.
6	124	Denarius Moore	Sept. 23, 2013 at Den.
4	123	Charlie Hardy	Dec. 4, 1960 vs. LACha.
5	123	Cliff Branch	Oct. 20, 1980 at Pit.
7	123	Ethan Horton	Nov. 17, 1991 vs. Sea.
4	123	Randy Moss	Oct. 2, 2005 vs. Dal.
6	123	Jerry Porter	Oct. 30, 2005 at Ten.
5	123	Denarius Moore	Nov. 10, 2011 at SD
4	122	Derrick Ramsey	Nov. 21, 1981 vs. SD
2	122	Dokie Williams	Dec. 2, 1984 at Mia.
6	122	Steve Smith	Sept. 26, 1988 at Den.
6	122	Tim Brown	Jan. 2, 2000 at KC
10	122	Tim Brown	Nov. 13, 2000 at Den.
11	122	Zach Miller	Oct. 3, 2010 vs. Hou.
7	121	Art Powell	Oct. 16, 1964 at BosP.
8	121	Fred Biletnikoff	Nov. 24, 1974 vs. Den.
9	121	Tim Brown	Sept. 26, 1999 vs. Chi.
4	121	Andre Holmes	Oct. 12, 2014 vs. SD
7	120	Fred Biletnikoff	Nov. 17, 1968 vs. NYJ
8	120	Todd Christensen	Sept. 24, 1984 vs. SD
11	120	Tim Brown	Sept. 22, 1996 vs. SD
4	120	Ronald Curry	Nov. 18, 2007 at Min.
9	119	Fred Biletnikoff	Oct. 4, 1969 at Mia.
5	119	Mervyn Fernandez	Dec. 10, 1989 vs. PhoC.
5	119	Louis Murphy	Sept. 26, 2010 at Ari.
7	118	Fred Biletnikoff	Oct. 24, 1965 vs. BosP.
5	118	Warren Wells	Oct. 27, 1968 vs. Cin.
4	117	James Jett	Nov. 28, 1993 at Cin.
2	117	Willie Gault	Dec. 22, 1990 at Min.
7	117	Tim Brown	Nov. 14, 1999 vs. SD
6	117	Andre Rison	Nov. 13, 2000 at Den.
6	117	Tim Brown	Nov. 25, 2001 at NYG
7	117	Jerry Porter	Oct. 6, 2002 at Buf.
6	116	Tony Teresa	Sept. 11, 1960 vs. HouO.
4	116	Art Powell	Dec. 12, 1965 vs. NYJ
4	116	Art Powell	Nov. 24, 1966 vs. Buf.
8	116	Fred Biletnikoff	Oct. 22, 1973 at Den.
3	116	Mike Siani	Oct. 22, 1973 at Den.
11	116	Todd Christensen	Sept. 12, 1985 at KC
6	116	Tim Brown	Oct. 18, 1993 at Den.
5	116	Rickey Dudley	Nov. 9, 1997 vs. NO
5	116	James Jett	Sept. 20, 1998 vs. Den.
7	116	Randy Moss	Dec. 31, 2005 vs. NYG
5	115	Art Powell	Sept. 19, 1964 at HouO.
3	115	Bo Roberson	Oct. 16, 1964 at BosP.
6	115	Fred Biletnikoff	Nov. 22, 1970 vs. SD
8	115	Cliff Branch	Nov. 13, 1977 vs. HouO.
4	115	Darius Heyward-Bey	Oct. 2, 2011 vs. NE
4	114	Billy Cannon	Sept. 17, 1967 vs. BosP.

100 YARDS RECEIVING

Rec	Yds	Name	Game	Rec	Yds	Name	Game
10	114	Fred Biletnikoff	Nov. 5, 1972 at KC	4	108	Jacoby Ford	Nov. 28, 2010 vs. Mia.
8	114	Todd Christensen	Nov. 13, 1983 vs. Den.	3	107	Bo Roberson	Nov. 11, 1962 vs. HouO.
4	114	Tim Brown	Nov. 28, 1988 at Sea.	6	107	Fred Biletnikoff	Oct. 6, 1968 vs. BosP.
6	114	Sam Graddy	Sept. 20, 1992 at Cin.	5	107	Raymond Chester	Oct. 25, 1970 vs. Pit.
7	114	Tim Brown	Oct. 7, 2001 vs. Dal.	4	107	Morris Bradshaw	Sept. 10, 1978 at SD
4	113	Warren Wells	Dec. 15, 1968 at SD	5	107	Dokie Williams	Nov. 9, 1986 at Dal.
6	113	Fred Biletnikoff	Sept. 20, 1970 at Cin.	3	107	Mervyn Fernandez	Oct. 28, 1991 at KC
9	113	Fred Biletnikoff	Sept. 23, 1975 at Was.	4	107	Tim Brown	Dec. 18, 1994 at Sea.
3	113	Dokie Williams	Nov. 16, 1986 vs. Cle.	7	107	Tim Brown	Oct. 26, 1997 at Sea.
5	113	James Lofton	Oct. 9, 1988 vs. Mia.	9	106	Art Powell	Dec. 6, 1964 vs. Buf.
4	113	Mervyn Fernandez	Dec. 18, 1988 vs. Sea.	3	106	Warren Wells	Sept. 21, 1968 at Mia.
7	113	Mervyn Fernandez	Oct. 1, 1989 vs. Sea.	2	106	Tim Brown	Dec. 8, 1991 vs. Buf.
7	113	Tim Brown	Oct. 31, 1999 vs. Mia.	5	106	Rickey Dudley	Sept. 28, 1997 vs. StL.
7	113	Jerry Rice	Dec. 8, 2002 at SD	5	106	James Jett	Dec. 20, 1998 at SD
6	113	Jerry Porter	Oct. 24, 2004 vs. NO	11	106	Ronald Curry	Dec. 23, 2006 vs. KC
5	112	Clem Daniels	Oct. 30, 1966 at BosP.	5	105	Jack Larscheid	Sept. 11, 1960 vs. HouO.
6	112	Cliff Branch	Dec. 6, 1976 vs. Cin.	2	105	Warren Wells	Nov. 16, 1969 vs. SD
7	112	Dave Casper	Nov. 5, 1978 at KC	4	105	Fred Biletnikoff	Nov. 11, 1973 vs. Pit.
5	112	Calvin Muhammad	Oct. 2, 1983 at Was.	8	105	Todd Christensen	Sept. 28, 1986 vs. SD
7	112	Todd Christensen	Nov. 10, 1985 at SD	6	105	Rickey Dudley	Dec. 8, 1998 at Bal.
5	112	James Lofton	Dec. 13, 1987 at KC	5	105	Darius Heyward-Bey	Oct. 31, 2010 vs. Sea.
7	112	James Jett	Oct. 13, 1996 vs. Det.	5	105	Jacoby Ford	Nov. 6, 2011 vs. Den.
8	112	Charlie Garner	Sept. 7, 2003 at Ten.	8	104	Art Powell	Sept. 2, 1966 at Mia.
9	112	James Jones	Sept. 14, 2014 vs. Hou.	7	104	Dave Casper	Oct. 10, 1976 at SD
5	111	Billy Cannon	Oct. 25, 1964 vs. Den.	8	104	Marcus Allen	Oct. 30, 1983 vs. Sea.
4	111	Mike Siani	Sept. 17, 1972 at Pit.	9	104	Todd Christensen	Dec. 21, 1986 vs. Ind.
6	111	Mike Siani	Sept. 16, 1973 at Min.	4	104	Mervyn Fernandez	Oct. 2, 1988 vs. Cin.
5	111	Cliff Branch	Dec. 12, 1982 at KC	6	104	Tim Brown	Sept. 13, 1992 at Cin.
6	110	Billy Cannon	Oct. 10, 1964 at NYJ	6	104	Alexander Wright	Dec. 19, 1993 vs. TB
5	110	Fred Biletnikoff	Dec. 7, 1967 vs. NYJ	9	104	Tim Brown	Dec. 6, 1998 vs. Mia.
4	110	Fred Biletnikoff	Nov. 9, 1969 vs. Den.	6	104	Doug Jolley	Dec. 8, 2002 at SD
8	110	Raymond Chester	Oct. 19, 1970 vs. Was.	5	104	Denarius Moore	Oct. 14, 2012 at Atl.
5	110	Cliff Branch	Nov. 28, 1976 vs. TB	3	103	Cliff Branch	Oct. 31, 1976 vs. Den.
7	110	Jerry Rice	Nov. 24, 2002 at Ari.	4	103	Willie Gault	Sept. 30, 1990 vs. Chi.
6	110	Tim Brown	Sept. 28, 2003 vs. SD	9	103	Jerry Rice	Nov. 11, 2002 at Den.
6	110	Ronald Curry	Nov. 28, 2004 at Den.	4	102	Warren Wells	Dec. 7, 1969 vs. Cin.
9	110	Zach Miller	Dec. 27, 2009 at Cle.	4	102	Willie Gault	Oct. 2, 1988 vs. Cin.
3	109	Clem Daniels	Nov. 7, 1965 at HouO.	5	102	Mervyn Fernandez	Nov. 19, 1989 at HouO.
5	109	Art Powell	Oct. 23, 1966 at NYJ	3	102	Sam Graddy	Sept. 1, 1991 at HouO.
2	109	Billy Cannon	Nov. 20, 1966 at Den.	3	102	Tim Brown	Dec. 17, 1995 at Sea.
4	109	Art Powell	Dec. 11, 1966 vs. Den.	4	101	Clem Daniels	Oct. 29, 1967 vs. SD
3	109	Fred Biletnikoff	Oct. 22, 1967 at BosP.	5	101	Warren Wells	Oct. 19, 1969 vs. Buf.
7	109	Fred Biletnikoff	Nov. 26, 1970 at Det.	7	101	Dave Casper	Oct. 3, 1977 at KC
10	109	Cliff Branch	Sept. 16, 1979 at Sea.	3	101	Willie Gault	Dec. 10, 1990 at Det.
7	109	Todd Christensen	Dec. 1, 1985 at Atl.	5	101	Doug Gabriel	Oct. 23, 2005 vs. Buf.
3	109	Tim Brown	Dec. 26, 1999 at SD	3	101	Denarius Moore	Jan. 1, 2012 vs. SD
7	109	Mychal Rivera	Dec. 7, 2014 vs. SF	5	100	Dave Casper	Sept. 10, 1978 at SD
5	108	Cliff Branch	Nov. 3, 1974 at Den.	3	100	Napoleon Kaufman	Oct. 5, 1997 vs. SD
7	108	Mark van Eeghen	Oct. 21, 1979 at NYJ	5	100	Courtney Anderson	Sept. 25, 2005 at Phi.
2	108	Willie Gault	Dec. 18, 1988 vs. Sea.	8	100	Doug Gabriel	Dec. 31, 2005 vs. NYG
9	108	Jerry Rice	Dec. 30, 2001 at Den.	4	100	Rod Streater	Dec. 6, 2012 vs. Den.

300 YARDS PASSING

A-C	Yds	Name	Game
36-23	427	Cotton Davidson	Oct. 25, 1964 vs. Den.
32-20	424	Jeff Hostetler	Oct. 31, 1993 vs. SD
43-28	417	Carson Palmer	Jan. 1, 2012 vs. SD
61-39	414	Carson Palmer	Nov. 4, 2012 vs. TB
29-17	407	Tom Flores	Dec. 22, 1963 vs. Hou.O.
64-43	403	Rich Gannon	Sept. 15, 2002 at Pit.
59-33	395	Todd Marinovich	Sept. 20, 1992 vs. Cle.
53-30	382	Rich Gannon	Nov. 13, 2000 at Den.
39-29	381	Rich Gannon	Sept. 29, 2002 vs. Ten.
40-25	380	Jay Schroeder	Sept. 13, 1992 vs. Cle.
38-19	375	Steve Beuerlein	Sept. 18, 1988 vs. LARm.
38-26	374	Jeff George	Sept. 21, 1997 vs. NYJ
48-24	373	Carson Palmer	Sept. 16, 2012 at Mia.
29-16	372	Jim Plunkett	Oct. 2, 1983 at Was.
37-21	371	Kerry Collins	Dec. 19, 2004 vs. Ten.
32-24	368	Daryle Lamonica	Oct. 27, 1968 at Cin.
45-29	368	Carson Palmer	Nov. 11, 2012 at Bal.
47-25	367	Marc Wilson	Nov. 2, 1986 vs. Phi.
40-32	367	Carson Palmer	Dec. 18, 2011 vs. Det.
42-16	366	Jim Plunkett	Nov. 30, 1986 vs. Phi.
37-20	364	Daryle Lamonica	Oct. 11, 1970 vs. Den.
33-24	363	Jim Plunkett	Sept. 24, 1984 vs. SD
45-35	361	Rich Gannon	Oct. 20, 2002 vs. SD
47-29	360	Ken Stabler	Oct. 21, 1979 at NYJ
35-20	358	Cotton Davidson	Nov. 22, 1964 vs. NYJ
38-23	357	Rich Gannon	Oct. 6, 2002 at Buf.
42-22	354	Daryle Lamonica	Dec. 8, 1968 vs. Den.
49-22	354	Jay Schroeder	Dec. 18, 1988 vs. Sea.
33-23	353	Carson Palmer	Oct. 14, 2012 at Atl.
32-18	352	Daryle Lamonica	Nov. 3, 1968 vs. KC
51-26	352	Rich Gannon	Oct. 24, 1999 vs. NYJ
38-34	352	Rich Gannon	Nov. 11, 2002 at Den.
54-34	351	Carson Palmer	Dec. 2, 2012 vs. Cle.
45-26	350	Kerry Collins	Oct. 24, 2004 vs. NO
34-21	349	Daryle Lamonica	Dec. 3, 1967 at SD
40-23	348	Jim Plunkett	Nov. 20, 1986 at SD
36-23	427	Cotton Davidson	Oct. 25, 1964 vs. Den.
32-20	424	Jeff Hostetler	Oct. 31, 1993 vs. SD
43-28	417	Carson Palmer	Jan. 1, 2012 vs. SD
61-39	414	Carson Palmer	Nov. 4, 2012 vs. TB
29-17	407	Tom Flores	Dec. 22, 1963 vs. Hou.O.
64-43	403	Rich Gannon	Sept. 15, 2002 at Pit.
59-33	395	Todd Marinovich	Sept. 20, 1992 vs. Cle.
53-30	382	Rich Gannon	Nov. 13, 2000 at Den.
39-29	381	Rich Gannon	Sept. 29, 2002 vs. Ten.
40-25	380	Jay Schroeder	Sept. 13, 1992 vs. Cle.
38-19	375	Steve Beuerlein	Sept. 18, 1988 vs. LARm.
38-26	374	Jeff George	Sept. 21, 1997 vs. NYJ
48-24	373	Carson Palmer	Sept. 16, 2012 at Mia.
29-16	372	Jim Plunkett	Oct. 2, 1983 at Was.
37-21	371	Kerry Collins	Dec. 19, 2004 vs. Ten.
32-24	368	Daryle Lamonica	Oct. 27, 1968 at Cin.
45-29	368	Carson Palmer	Nov. 11, 2012 at Bal.
47-25	367	Marc Wilson	Nov. 2, 1986 vs. Phi.
40-32	367	Carson Palmer	Dec. 18, 2011 vs. Det.
42-16	366	Jim Plunkett	Nov. 30, 1986 vs. Phi.
37-20	364	Daryle Lamonica	Oct. 11, 1970 vs. Den.
33-24	363	Jim Plunkett	Sept. 24, 1984 vs. SD
45-35	361	Rich Gannon	Oct. 20, 2002 vs. SD
47-29	360	Ken Stabler	Oct. 21, 1979 at NYJ
35-20	358	Cotton Davidson	Nov. 22, 1964 vs. NYJ
38-23	357	Rich Gannon	Oct. 6, 2002 at Buf.
42-22	354	Daryle Lamonica	Dec. 8, 1968 vs. Den.
49-22	354	Jay Schroeder	Dec. 18, 1988 vs. Sea.
33-23	353	Carson Palmer	Oct. 14, 2012 at Atl.
32-18	352	Daryle Lamonica	Nov. 3, 1968 vs. KC
51-26	352	Rich Gannon	Oct. 24, 1999 vs. NYJ
38-34	352	Rich Gannon	Nov. 11, 2002 at Den.
54-34	351	Carson Palmer	Dec. 2, 2012 vs. Cle.
45-26	350	Kerry Collins	Oct. 24, 2004 vs. NO
34-21	349	Daryle Lamonica	Dec. 3, 1967 at SD
40-23	348	Jim Plunkett	Nov. 20, 1986 at SD
43-26	348	Rich Gannon	Sept. 28, 2003 vs. SD
33-20	346	Marc Wilson	Sept. 7, 1986 at Den.

A-C	Yds	Name	Game
42-24	345	Kerry Collins	Sept. 25, 2005 at Phi.
24-15	344	Daryle Lamonica	Sept. 21, 1968 at Mia.
39-23	344	Daunte Culpepper	Nov. 18, 1997 at Min.
39-25	344	Jason Campbell	Oct. 2, 2011 vs. NE
37-25	343	Ken Stabler	Sept. 16, 1979 at Sea.
41-27	343	Kerry Collins	Dec. 5, 2004 vs. KC
38-21	342	Ken Stabler	Sept. 2, 1976 at Pit.
47-31	342	Ken Stabler	Dec. 16, 1979 vs. Sea.
42-31	342	Rich Gannon	Dec. 2, 2002 vs. NYJ
46-31	341	Rich Gannon	Sept. 9, 2001 at KC
45-27	340	Rich Gannon	Nov. 24, 2002 at Ari.
26-20	339	Ken Stabler	Oct. 8, 1987 at SD
38-22	339	Marc Wilson	Dec. 13, 1987 at KC
45-26	339	Kerry Collins	Nov. 28, 2004 at Den.
33-21	338	Jeff Hostetler	Sept. 18, 1984 at Den.
34-16	337	Cotton Davidson	Oct. 16, 1964 vs. BosP.
32-21	337	Marc Wilson	Dec. 6, 1987 vs. Buf.
32-16	336	Daryle Lamonica	Dec. 17, 1967 vs. NYJ
35-23	335	Vince Evans	Oct. 22, 1995 vs. Sea.
55-35	334	Rich Gannon	Oct. 27, 2002 at KC
28-19	333	Daryle Lamonica	Nov. 30, 1969 at NYJ
33-20	333	Jeff Hostetler	Oct. 8, 1995 vs. Sea.
45-26	333	Charlie Frye	Dec. 27, 2009 at Cle.
30-21	332	Jim Plunkett	Dec. 18, 1983 vs. SD
37-24	332	Marc Wilson	Oct. 21, 1984 at SD
45-30	332	Rich Gannon	Oct. 13, 2002 at STL
35-19	332	Carson Palmer	Nov. 6, 2011 vs. Den.
48-26	331	Kerry Collins	Dec. 31, 2005 vs. NYG
41-26	328	Rich Gannon	Dec. 8, 2002 at SD
34-54	328	Derek Carr	Oct. 26, 2014 at Cle.
44-17	324	Jay Schroeder	Oct. 2, 1988 vs. Cin.
47-25	324	Rich Gannon	Jan. 2, 2000 at KC
30-21	324	Jason Campbell	Dec. 12, 2010 at Jac.
33-23	323	Jason Campbell	Sept. 18, 2011 at Buf.
34-22	321	Jim Plunkett	Dec. 18, 1982 vs. LARm.
29-22	319	Jeff Hostetler	Dec. 5, 1994 at SD
41-26	318	Jim Plunkett	Nov. 28, 1982 at Cin.
49-26	318	Marc Wilson	Oct. 23, 1983 at Dal.
45-19	317	Cotton Davidson	Nov. 1, 1964 at SD
37-19	317	Dan Pastorini	Sept. 7, 1980 at KC
30-13	316	Daryle Lamonica	Oct. 29, 1967 vs. SD
29-14	315	Cotton Davidson	Sept. 15, 1963 vs. Buf.
28-19	314	Marc Wilson	Sept. 28, 1986 vs. SD
36-21	313	Daryle Lamonica	Oct. 19, 1969 vs. Buf.
24-16	313	Ken Stabler	Oct. 22, 1973 at Den.
47-28	313	Jim Plunkett	Sept. 16, 1984 at KC
49-35	313	Rich Gannon	Dec. 30, 2001 at Den.
47-28	313	Josh McCown	Sept. 9, 2007 at Det.
40-22	312	Carson Palmer	Nov. 18, 2012 vs. NO
34-21	311	Daryle Lamonica	Nov. 17, 1968 vs. NYJ
38-25	311	Rich Gannon	Nov. 18, 2001 vs. SD
41-25	310	Jeff Hostetler	Jan. 2, 1984 vs. Den.
28-22	310	Jeff Hostetler	Nov. 20, 1994 vs. NO
43-21	310	Rich Gannon	Oct. 8, 2000 at SF
50-26	310	Kerry Collins	Nov. 13, 2005 vs. Den.
27-15	310	Jason Campbell	Oct. 31, 2010 vs. Sea.
19-12	309	Marc Wilson	Oct. 7, 1984 vs. Sea.
33-20	308	Bruce Gradkowski	Dec. 6, 2009 at Pit.
35-15	307	Ken Stabler	Sept. 10, 1978 at SD
37-20	305	Rich Gannon	Sept. 12, 2004 at Pit.
29-25	304	Ken Stabler	Oct. 28, 1973 at BalC.
38-24	304	Jeff George	Nov. 2, 1997 at KC
33-18	303	Jim Plunkett	Dec. 12, 1982 at KC
48-34	303	Jim Plunkett	Sept. 12, 1985 at KC
44-25	303	Jeff George	Sept. 13, 1998 vs. NYG
45-29	302	Rich Gannon	Dec. 2, 2001 vs. Ari.
24-14	301	Tom Flores	Oct. 16, 1966 at KC
37-21	301	Carson Palmer	Nov. 27, 2011 vs. Chi.

TOP INDIVIDUAL SEASONS - RUSHING

MARCUS ALLEN, 1985

Date	Opp	Att	Yds	TD
S 8	NYJ	20	76	2
S 12	at KC	14	50	0
S 22	SF	12	59	0
S 29	at NE	21	98	0
O 6	KC	29	126	0
O 13	NO	28	107	2
O 20	at Cle	20	81	0
O 28	SD	30	111	3
N 3	at Sea	19	101	0
N 10	at SD	28	119	1
N 17	Cin	31	135	0
N 24	Den	24	173	1
D 1	at Atl	28	156	0
D 8	at Den	25	135	1
D 15	Sea	27	109	1
D 23	at LARm	24	123	0
16 games		380	1,759	11

NAPOLEON KAUFMAN, 1997

Date	Opp	Att	Yds	TD
A 31	at Ten	12	32	0
S 8	KC	22	84	1
S 14	at Atl	14	140	2
S 21	at NYJ	27	126	0
S 28	StL	26	162	1
O 5	SD	11	13	0
O 19	Den	28	227	1
O 26	at Sea	17	112	1
N 2	at Car	10	16	0
N 9	NO	15	14	0
N 16	at SD	20	109	0
N 24	at Den	13	53	0
N 30	Mia	12	69	0
D 7	at KC	8	7	0
D 14	Sea	16	36	0
D 21	Jac	21	94	0
16 games		272	1,294	6

MARK van EEGHEN, 1977

Date	Opp	Att	Yds	TD
S 18	SD	19	62	0
S 92	at Pit	25	88	1
O 3	at KC	24	116	0
O 9	at Cle	25	114	2
O 16	Den	20	61	0
O 23	at NYJ	36	143	1
O 30	at Den	31	82	1
N 6	Sea	21	91	0
N 13	HouO	25	74	1
N 20	at SD	12	37	0
N 28	Buf	26	143	0
D 4	at LARm	16	79	0
D 11	Min	28	112	1
D 18	KC	16	71	0
14 games		324	1,273	7

MARCUS ALLEN, 1984

Date	Opp	Att	Yds	TD
S 2	at HouO	21	81	1
S 9	GB	20	81	1
S 16	at KC	22	69	0
S 24	SD	18	47	3
S 30	at Den	13	66	0

O 7	Sea	15	40	1
O 14	Min	17	54	1
O 21	at SD	19	107	0
O 28	Den	16	70	1
N 4	at Chi	15	42	0
N 12	at Sea	15	57	2
N 18	KC	16	95	0
N 25	Ind	18	110	0
D 2	at Mia	20	155	3
D 10	at Det	17	56	0
D 16	Pit	13	38	0
16 games		275	1,168	13

DARREN McFADDEN, 2010

Date	Opp	Att	Yds	TD
S 12	at Ten	18	95	0
S 19	StL	30	145	0
S 26	at Ari	25	105	1
O 3	Hou	12	47	0
O 10	SD	(inactive)		
O 17	at SF	(inactive)		
O 24	at Den	16	165	3
O 31	Sea	21	111	0
N 7	KC	17	89	0
N 21	at Pit	10	14	0
N 28	Mia	8	2	0
D 5	at SD	19	97	1
D 12	at Jac	16	123	2
D 19	Den	20	119	0
D 26	Ind	11	45	0
J 2	at KC	(inactive)		
13 games		223	1,157	7

HARVEY WILLIAMS, 1995

Date	Opp	Att	Yds	TD
S 3	SD	16	48	0
S 10	at Was	18	84	0
S 17	at KC	20	74	2
S 24	Phi	15	61	2
O 1	at NYJ	20	97	1
O 8	Sea	19	160	1
O 16	at Den	6	8	0
O 22	Ind	8	16	0
N 5	at Cin	24	134	1
N 12	at NYG	21	85	1
N 19	Dal	15	59	1
N 27	at SD	20	101	0
D 3	KC	7	5	0
D 10	Pit	12	28	0
D 17	at Sea	12	67	0
D 24	Den	22	87	0
16 games		255	1,114	9

MARV HUBBARD, 1972

Date	Opp	Att	Yds	TD
S 17	at Pit	15	58	0
S 24	at GB	24	125	0
O 1	SD	16	58	1
O 9	at Hou	14	73	0
O 15	Buf	20	122	1
O 22	Den	15	61	0
O 29	LARm	17	80	0
N 5	at KC	8	18	1
N 12	at Cin	11	98	0
N 19	at Den	13	84	1

N 26	KC	13	96	0
D 3	at SD	15	68	0
D 11	NYJ	28	118	0
D 17	Chi	10	41	0
14 games		219	1,100	4

CLEM DANIELS, 1963

Date	Opp	Att	Yds	TD
S 7	at HouO	16	73	1
S 15	Buf	13	76	0
S 22	BosP	(did not play)		
S 28	at NYJ	10	30	0
O 5	at Buf	6	21	0
O 11	at BosP	1	-2	0
O 20	NYJ	27	200	2
O 27	at SD	19	125	0
N 3	KC	18	58	0
N 8	at KC	31	122	0
N 28	at Den	16	90	0
D 8	SD	17	90	0
D 15	Den	18	58	0
D 22	HouO	22	158	0
13 games		214	1,099	3

MARK van EEGHEN, 1978

Date	Opp	Att	Yds	TD
S 3	at Den	20	89	0
S 10	at SD	12	72	0
S 17	at GB	26	151	0
S 24	NE	16	46	0
O 1	at Chi	14	74	0
O 8	HouO	11	33	0
O 15	KC	20	76	2
O 22	at Sea	7	26	0
O 29	SD	22	93	1
N 5	at KC	17	43	1
N 13	at Cin	12	46	1
N 19	Det	25	98	2
N 26	Sea	13	53	1
D 3	Den	15	60	0
D 10	at Mia	12	28	0
D 17	Min	28	92	1
16 games		270	1,080	9

TYRONE WHEATLEY, 2000

Date	Opp	Att	Yds	TD
S 3	SD	13	47	0
S 10	at Ind	20	49	2
S 17	Den	12	27	0
S 24	Cle	21	63	2
O 8	at SF	15	50	1
O 15	at KC	15	78	0
O 22	Sea	15	156	1
O 29	at SD	12	21	0
N 5	KC	20	112	1
N 13	at Den	(inactive)		
N 19	at NO	(inactive)		
N 26	Atl	12	85	1
D 3	at Pit	16	60	0
D 10	NYJ	18	88	1
D 16	at Sea	26	146	0
D 24	Car	17	66	0
14 games		232	1,046	9

TOP INDIVIDUAL SEASONS - PASSER RATING

KEN STABLER, 1976 (103.4)

Date	Opp	A-C-I	Yds	TD
S 12	Pit.....	38-21-4	342	3
S 20	at KC.....	28-22-1	224	3
S 26	at HouO.....	(did not play)		
O 3	at NE.....	35-20-1	225	1
O 10	at SD.....	26-20-1	339	3
O 17	at Den.....	20-16-1	175	1
O 24	GB.....	21-13-1	220	3
O 31	Den.....	27-16-2	245	1
N 7	at Chi.....	17-11-0	234	3
N 14	KC.....	18-10-4	138	2
N 21	at Phi.....	18-14-0	133	1
N 28	TB.....	23-15-1	245	2
D 6	Cin.....	20-16-1	217	4
D 12	SD.....	(did not play)		
12 games.... 291-194-17 2,737 27				

RICH GANNON, 2002 (97.3)

Date	Opp	A-C-I	Yds	TD
S 8	Sea.....	28-19-1	214	2
S 15	at Pit.....	64-43-2	403	1
S 29	Ten.....	39-29-0	381	4
O 6	at Buf.....	38-23-0	357	3
O 13	at StL.....	45-30-2	332	1
O 20	SD.....	45-35-1	361	3
O 27	at KC.....	55-35-1	334	1
N 3	SF.....	28-18-0	164	1
N 11	at Den.....	38-34-0	352	3
N 17	NE.....	38-26-1	297	0
N 24	at Ari.....	45-27-1	340	3
D 2	NYJ.....	42-31-0	342	1
D 8	at SD.....	41-26-0	328	0
D 15	at Mia.....	31-17-1	204	1
D 22	Den.....	27-18-0	201	1
D 28	KC.....	14-7-0	79	0
16 games.... 618-418-10 4,689 26				

RICH GANNON, 2001 (95.5)

Date	Opp	A-C-I	Yds	TD
S 9	at KC.....	46-31-1	341	2
S 23	at Mia.....	25-14-0	125	0
S 30	Sea.....	38-19-0	217	3
O 7	Dal.....	28-21-0	209	1
O 14	at Ind.....	32-18-0	243	0
O 28	at Phi.....	26-17-0	158	0
N 5	Den.....	34-25-0	242	3
N 11	at Sea.....	38-24-0	257	2
N 18	SD.....	38-25-1	311	4
N 25	at NYG.....	20-13-0	221	3
D 2	Ari.....	45-29-2	302	3
D 9	KC.....	24-18-1	195	1
D 15	at SD.....	28-20-1	221	1
D 22	Ten.....	50-29-1	249	1
D 30	at Den.....	49-35-2	313	2
J 6	NYJ.....	38-23-0	224	1
16 games.... 549-361-9 3,828 27				

KEN STABLER, 1974 (94.9)

Date	Opp	A-C-I	Yds	TD
S 16	at Buf.....	22-9-1	122	0
S 22	KC.....	25-11-2	165	3
S 29	at Pit.....	12-5-0	70	1
O 6	at Cle.....	33-19-2	237	3

O 13	at SD.....	19-12-1	162	2
O 20	Cin.....	41-19-0	252	0
O 27	at SF.....	11-6-0	140	2
N 3	at Den.....	19-12-0	217	4
N 10	Det.....	24-20-0	248	2
N 17	SD.....	32-16-1	240	1
N 24	Den.....	34-22-3	234	2
D 1	NE.....	21-16-2	251	4
D 8	at KC.....	(did not play)		
D 15	Dal.....	17-11-0	131	2
13 games.... 310-178-12 2,469 26				

RICH GANNON, 2000 (92.4)

Date	Opp	A-C-I	Yds	TD
S 3	SD.....	35-20-0	176	1
S 10	at Ind.....	22-15-0	207	0
S 17	Den.....	21-13-2	159	2
S 24	Cle.....	23-14-0	179	0
O 8	at SF.....	43-21-1	310	2
O 15	at KC.....	33-28-0	244	2
O 22	Sea.....	22-15-1	176	3
O 29	at SD.....	35-16-1	156	0
N 5	KC.....	31-20-0	242	4
N 13	at Den.....	53-30-2	382	1
N 19	at NO.....	21-14-0	168	2
N 26	Atl.....	22-15-0	231	2
D 3	at Pit.....	40-21-0	273	1
D 10	NYJ.....	23-11-1	161	2
D 16	at Sea.....	17-5-3	136	1
D 24	Car.....	32-26-0	230	5
16 games.... 473-284-11 3,430 28				

JEFF GEORGE, 1997 (91.2)

Date	Opp	A-C-I	Yds	TD
A 31	at Ten.....	57-21-0	298	3
S 8	KC.....	39-19-2	298	2
S 14	at Atl.....	22-12-0	286	1
S 21	at NYJ.....	38-26-0	374	3
S 28	StL.....	30-17-1	219	4
O 5	SD.....	42-19-0	271	1
O 19	DEN.....	12-9-1	96	2
O 26	at Sea.....	29-18-0	260	2
N 2	at Car.....	38-24-1	304	2
N 9	NO.....	39-17-1	211	0
N 16	at SD.....	34-16-2	226	3
N 24	at Den.....	41-22-0	185	0
N 30	Mia.....	34-17-1	272	2
D 7	at KC.....	18-8-0	102	0
D 14	Sea.....	31-21-0	274	3
D 21	Jac.....	37-24-0	244	1
16 games.... 521-290-9 3,917 29				

JAY SCHROEDER, 1990 (90.8)

Date	Opp	A-C-I	Yds	TD
S 9	Den.....	18-9-1	118	0
S 16	at Sea.....	17-10-0	236	1
S 23	Pit.....	19-9-0	148	1
S 30	Chi.....	15-8-0	178	0
O 7	at Buf.....	29-17-1	244	2
9 14	Sea.....	26-19-0	235	3
O 21	at SD.....	20-11-1	176	1
N 4	at KC.....	31-10-1	139	0
N 11	GB.....	23-11-3	139	0
N 19	at Mia.....	19-10-0	116	0

N 25	KC.....	18-9-0	202	0
D 2	at Den.....	23-16-0	164	0
D 10	at Det.....	19-12-2	195	3
D 16	Cin.....	20-10-0	163	3
D 22	at Min.....	15-10-0	234	4
D 30	SD.....	22-11-0	162	1
16 games.... 334-182-9 2,849 19				

KEN STABLER, 1973 (88.3)

Date	Opp	A-C-I	Yds	TD
S 30	at KC.....	6-4-2	43	0
S 16	at Min.....	(did not play)		
S 23	Mia.....	(did not play)		
O 7	at StL.....	31-19-1	207	0
O 14	at SD.....	22-13-1	193	2
O 22	at Den.....	24-16-0	313	2
O 28	at BalC.....	29-25-0	304	2
N 4	NYG.....	21-16-2	212	2
N 11	Pit.....	7-4-0	34	0
N 18	Cle.....	33-17-0	122	0
N 25	SD.....	22-12-1	165	2
D 2	at HouO.....	26-15-3	177	1
D 8	KC.....	19-10-0	88	2
D 16	Den.....	20-12-0	139	1
12 games.... 260-163-0 1,997 14				

RICH GANNON, 1999 (86.5)

Date	Opp	A-C-I	Yds	TD
S 12	at GB.....	31-16-1	227	0
S 19	at Min.....	33-21-0	248	1
S 26	Chi.....	35-26-0	295	2
O 3	at Sea.....	34-19-1	220	2
O 10	Den.....	36-25-2	248	1
O 17	at Buf.....	22-15-0	155	0
O 24	NYJ.....	51-26-1	352	2
O 31	Mia.....	28-7-1	130	0
N 14	SD.....	24-18-0	254	4
N 22	at Den.....	34-17-1	222	2
N 28	KC.....	29-19-2	232	2
D 5	Sea.....	24-19-1	253	2
D 9	at Ten.....	28-20-1	273	1
D 19	TB.....	26-15-0	141	1
D 26	at SD.....	33-16-1	266	1
J 2	at KC.....	47-25-2	324	3
16 games.... 515-304-14 3,840 24				

TOM FLORES, 1966 (86.2)

Date	Opp	A-C-I	Yds	TD
S 2	at Mia.....	20-11-1	161	2
S 10	at HouO.....	14-5-3	30	0
S 18	KC.....	8-5-0	71	0
S 25	SD.....	17-6-1	95	1
O 9	Mia.....	24-14-1	261	3
O 16	at KC.....	24-14-0	301	3
O 23	at NYJ.....	33-16-2	219	1
O 30	at BosP.....	4-1-0	7	0
N 6	HouO.....	26-10-2	269	2
N 13	at SD.....	29-14-0	279	3
N 20	at Den.....	18-6-0	141	2
N 24	Buf.....	30-17-2	286	1
D 3	NYJ.....	31-15-1	282	3
D 11	Den.....	28-17-1	236	3
14 games.... 306-151-14 2,638 24				

TOP INDIVIDUAL SEASONS - RECEPTIONS

TIM BROWN, 1997

Date	Opp	No	Yds	TD
A 31	at Ten.	8	158	3
S 8	KC	11	155	0
S 14	at Atl.	4	69	0
S 21	at NYJ	10	153	1
S 28	StL	4	56	0
O 5	SD	3	18	0
O 19	Den.	2	33	0
O 26	at Sea.	7	107	0
N 2	at Car.	10	163	0
N 9	NO	5	43	0
N 16	at SD	4	30	0
N 24	at Den.	8	55	0
N 30	Mia.	8	125	1
D 7	at KC	2	22	0
D 14	Sea.	4	57	0
D 21	Jac.	14	164	0
16 games		104	1,408	5

TODD CHRISTENSEN, 1986

Date	Opp	No	Yds	TD
S 7	at Den.	7	84	1
S 14	at Was.	6	81	0
S 21	NYG	4	27	0
S 28	SD	8	105	0
O 5	at KC	5	48	0
O 12	Sea.	4	35	0
O 19	at Mia.	5	49	0
O 26	at HouO.	7	82	3
N 2	Den.	11	158	0
N 9	at Dal.	2	30	0
N 16	Cle.	6	52	1
N 20	at SD	11	173	1
N 30	Phi.	3	43	0
D 8	at Sea.	3	50	0
D 14	KC	4	32	0
D 21	Ind.	9	104	2
16 games		95	1,153	8

JERRY RICE, 2002

Date	Opp	No	Yds	TD
S 8	Sea.	2	25	0
S 15	at Pit.	11	94	0
S 29	Ten.	7	144	1
O 6	at Buf.	4	77	1
O 13	at StL	7	133	0
O 20	SD	9	86	1
O 27	at KC	5	45	0
N 3	SF	6	74	0
N 11	at Den.	9	103	2
N 17	NE	6	65	0
N 24	at Ari.	7	110	1
D 2	NYJ	4	66	1
D 8	at SD	7	113	0
D 15	at Mia.	3	30	0
D 22	Den.	3	25	0
D 28	KC	2	21	0
16 games		92	1,211	7

TODD CHRISTENSEN, 1983

Date	Opp	No	Yds	TD
S 4	at Cin.	3	35	0
S 11	HouO	6	58	1
S 19	Mia.	6	95	1
S 25	at Den.	1	9	0
O 2	at Was.	5	70	1

O 9	KC	5	32	1
O 16	at Sea.	11	152	3
O 23	at Dal.	7	90	1
O 30	Sea.	4	60	0
N 6	at KC	3	46	0
N 13	Den.	8	114	0
N 20	at Buf.	7	86	1
N 27	NYG	4	46	0
D 1	at SD	8	140	3
D 11	StLC	6	78	0
D 18	SD	8	136	0
16 games		92	1,247	12

TIM BROWN, 2001

Date	Opp	No	Yds	TD
S 9	at KC	8	133	1
S 23	at Mia.	3	20	0
S 30	Sea.	3	47	0
O 7	Dal.	7	114	0
O 14	at Ind.	7	145	0
O 28	at Phi.	3	43	0
N 5	Den.	9	95	2
N 11	at Sea.	7	86	1
N 18	SD	6	62	1
N 25	at NYG	6	117	2
D 2	Ari.	5	63	2
D 9	KC	4	35	0
D 15	at SD	5	47	0
D 22	Ten.	5	29	0
D 30	at Den.	7	72	0
J 6	NYJ	6	57	0
16 games		91	1,165	9

CHARLIE GARNER, 2002

Date	Opp	No	Yds	TD
S 8	Sea.	5	64	1
S 15	at Pit.	5	55	0
S 29	Ten.	6	60	1
O 6	at Buf.	4	83	1
O 13	at StL	5	35	0
O 20	SD	7	80	0
O 27	at KC	10	72	0
N 3	SF	3	16	0
N 11	at Den.	7	89	0
N 17	NE	7	65	0
N 24	at Ari.	5	82	0
D 2	NYJ	9	60	0
D 8	at SD	4	43	0
D 15	at Mia.	6	46	0
D 22	Den.	8	91	1
D 28	KC	0	0	0
16 games		91	941	4

TIM BROWN, 1996

Date	Opp	No	Yds	TD
S 1	at Bal.	4	31	2
S 8	at KC	8	96	0
S 15	Jac.	5	60	1
S 22	SD	11	120	2
S 29	at Chi.	6	51	1
O 6	at NYJ	5	55	0
O 13	Det.	4	41	0
O 21	at SD	5	68	0
N 4	Den.	8	126	1
N 10	at TB	5	89	0
N 17	Min.	3	48	0
N 24	at Sea.	6	77	0

D 1	Mia.	5	53	1
D 9	KC	3	67	1
D 15	at Den.	7	57	0
D 22	Sea.	5	65	0
16 games		90	1,104	9

TIM BROWN, 1999

Date	Opp	No	Yds	TD
S 12	at GB	4	51	0
S 19	at Min.	9	86	0
S 26	Chi.	9	121	1
O 3	at Sea.	4	56	1
O 10	Den.	6	51	0
O 17	at Buf.	3	47	0
O 24	NYJ	11	190	1
O 31	Mia.	7	113	0
N 14	SD	7	117	0
N 22	at Den.	3	46	0
N 28	KC	5	83	0
D 5	Sea.	6	75	2
D 9	at Ten.	3	30	0
D 19	TB	4	47	1
D 26	at SD	3	109	0
J 2	at KC	6	122	0
16 games		90	1,344	6

TIM BROWN, 1994

Date	Opp	No	Yds	TD
S 5	at SF	5	42	1
S 11	Sea.	6	61	0
S 18	at Den.	7	136	1
S 25	SD	4	88	0
O 9	at NE	2	46	0
O 16	at Mia.	6	86	1
O 23	Atl.	8	130	2
O 30	HouO	6	69	1
N 6	at KC	6	84	0
N 13	at LArm.	5	53	0
N 20	NO	8	132	2
N 27	Pit.	3	21	0
D 5	at SD	7	96	0
D 11	Den.	6	73	0
D 18	at Sea.	4	107	1
D 24	KC	6	85	0
16 games		89	1,309	9

TIM BROWN, 1995

Date	Opp	No	Yds	TD
S 3	SD	2	16	1
S 10	at Was.	4	30	0
S 17	at KC	7	72	0
S 24	Phi.	5	74	0
O 1	at NYJ	8	156	2
O 8	Sea.	5	143	1
O 16	at Den.	3	25	0
O 22	Ind.	7	89	0
N 5	at Cin.	4	67	1
N 12	at NYG	3	47	0
N 19	Dal.	12	161	1
N 27	at SD	3	27	0
D 3	KC	10	150	1
D 10	Pit.	5	56	0
D 17	at Sea.	3	102	1
D 24	Den.	8	127	2
16 games		89	1,342	10

LEAGUE RESULTS

		REGULAR SEASON						POSTSEASON					PRESEASON		
Opponent	First mtg	W	L	T	Pct	PF	PA	W	L	Pct	PF	PA	W	L	T
Arizona Cardinals ¹	1973	5	4	0	.556	210	189	0	0	-	0	0	7	6	0
Atlanta Falcons	1971	7	6	0	.538	332	292	0	0	-	0	0	3	1	0
Baltimore Ravens	1996	1	6	0	.143	93	177	0	1	0.000	3	16	0	0	0
Buffalo Bills	1960	20	17	0	.541	855	778	0	2	0.000	26	80	5	1	0
Carolina Panthers	1997	2	3	0	.400	105	105	0	0	-	0	0	0	0	0
Chicago Bears	1972	7	6	0	.538	229	234	0	0	-	0	0	5	5	0
Cincinnati Bengals	1968	18	9	0	.667	630	514	2	0	1.000	51	38	0	0	0
Cleveland Browns ²	1970	11	10	0	.524	440	380	2	0	1.000	41	22	1	3	0
Dallas Cowboys	1974	6	5	0	.545	222	256	0	0	-	0	0	19	10	0
Denver Broncos	1960	59	48	2	.551	2,351	2,258	1	1	0.500	59	44	7	4	0
Detroit Lions	1970	6	5	0	.545	265	223	0	0	-	0	0	6	1	0
Green Bay Packers	1972	5	6	0	.455	184	248	0	1	0.000	14	33	5	4	0
Houston Texans	2004	3	6	0	.333	172	226	0	0	-	0	0	0	1	0
Indianapolis Colts ³	1971	7	6	0	.538	302	289	1	1	0.500	54	58	2	4	0
Jacksonville Jaguars	1996	3	4	0	.429	119	155	0	0	-	0	0	0	0	0
Kansas City Chiefs ⁴	1960	51	56	2	.477	2,111	2,261	1	2	0.333	54	33	1	8	0
Miami Dolphins	1966	16	16	1	.500	659	682	3	1	0.750	86	67	0	3	0
Minnesota Vikings	1973	9	4	0	.692	321	250	1	0	1.000	32	14	1	4	0
New England Patriots ⁵	1960	14	16	1	.467	760	700	1	2	0.333	57	64	6	5	1
New Orleans Saints	1971	5	6	1	.455	251	283	0	0	-	0	0	2	4	0
New York Giants	1973	7	5	0	.583	254	225	0	0	-	0	0	0	0	0
New York Jets ⁶	1960	21	17	2	.553	926	878	2	2	0.500	105	78	7	2	0
Philadelphia Eagles	1971	5	6	0	.454	232	209	1	0	1.000	27	10	3	2	0
Pittsburgh Steelers	1970	12	9	0	.571	430	437	3	3	0.500	125	84	1	2	0
St. Louis Rams ⁷	1972	8	5	0	.615	257	278	0	0	-	0	0	11	7	0
San Diego Chargers ⁸	1960	58	50	2	.537	2,408	2,366	1	0	1.000	34	27	7	7	0
San Francisco 49ers	1970	7	6	0	.538	240	291	0	0	-	0	0	19	20	0
Seattle Seahawks	1977	28	24	0	.538	1,174	1,108	1	1	0.500	37	27	4	9	0
Tampa Bay Buccaneers	1976	6	2	0	.750	249	158	0	1	0.000	21	48	0	1	0
Tennessee Titans ⁹	1960	23	20	0	.535	969	1,019	4	0	1.000	164	45	5	5	0
Washington Redskins	1970	7	5	0	.583	265	263	1	0	1.000	38	9	1	4	0
TOTALS		437	388	11	.530	18,015	17,732	25	18	.581	1,028	797	128	123	1

Note: Tie games were not included in winning percentage from 1921-71

1 - Phoenix Cardinals (1988-93); St. Louis Cardinals (1960-87)

2 - Did not play (1996-98); rejoined NFL as expansion team in 1999

3 - Baltimore Colts (1953-83)

4 - Dallas Texans (1960-62)

5 - Boston Patriots (1960-70)

6 - New York Titans (1960-62)

7 - Los Angeles Rams (1946-94)

8 - Los Angeles Chargers (1960)

9 - Tennessee Oilers (1997-98); Houston Oilers (1960-96)



PRIMETIME GAMES

MONDAY NIGHT FOOTBALL (37-27-1)

Date	Result	Score	Opponent	Attend.	Date	Result	Score	Opponent	Attend.
10/19/1970	W	34-20	Washington	54,471	10/9/1989	W	14-7	at New York Jets	76,891
10/4/1971	W	34-20	at Cleveland	84,285	11/19/1990	W	13-10	at Miami	72,393
10/9/1972	W	34-0	at Houston	51,378	12/10/1990	W	38-31	at Detroit	80,066
12/11/1972	W	24-16	New York Jets	54,843	10/28/1991	L	21-24	at Kansas City	77,870
10/22/1973	T	23-23	at Denver	51,270	12/16/1991	L	0-27	at New Orleans	68,625
9/16/1974	L	20-21	at Buffalo	80,020	9/28/1992	L	7-27	at Kansas City	77,622
9/22/1975	W	31-21	at Miami	78,774	12/14/1992	L	7-20	at Miami	72,220
12/8/1975	W	17-10	Denver	54,037	10/18/1993	W	23-20	at Denver	75,937
9/20/1976	W	24-21	at Kansas City	63,225	9/5/1994	L	14-44	at San Francisco	69,357
12/6/1976	W	35-20	Cincinnati	54,037	12/5/1994	W	24-17	at San Diego	63,604
10/3/1977	W	37-28	at Kansas City	63,393	10/16/1995	L	0-27	at Denver	75,914
11/28/1977	W	34-13	Buffalo	54,598	11/27/1995	L	6-12	at San Diego	63,177
11/13/1978	W	34-21	at Cincinnati	56,600	10/21/1996	W	23-14	at San Diego	62,583
10/8/1979	W	13-3	Miami	54,600	11/4/1996	L	21-22	Denver	61,656
12/3/1979	W	42-35	at New Orleans	71,323	12/9/1996	W	26-7	Kansas City	61,587
10/20/1980	W	45-34	at Pittsburgh	53,940	9/8/1997	L	27-28	Kansas City	61,523
11/17/1980	W	19-17	at Seattle	64,771	11/24/1997	L	3-31	at Denver	75,953
12/1/1980	W	9-3	Denver	54,563	11/22/1999	L	21-27	at Denver (OT)	75,870
9/14/1981	W	36-10	at Minnesota	48,446	11/13/2000	L	24-27	at Denver	75,951
12/7/1981	W	30-27	Pittsburgh	54,555	11/5/2001	W	38-28	Denver	62,637
12/21/1981	L	10-23	at San Diego	52,975	11/11/2002	W	34-10	at Denver	76,643
11/22/1982	W	28-24	San Diego	55,060	12/2/2002	W	26-20	New York Jets	62,257
9/19/1983	W	27-14	Miami	60,696	9/22/2003	L	10-31	at Denver	76,753
9/24/1984	W	33-30	San Diego	80,674	10/20/2003	L	10-17	Kansas City	62,391
11/12/1984	L	14-17	at Seattle	64,931	12/22/2003	L	7-41	Green Bay	62,298
12/10/1984	W	24-3	at Detroit	70,742	9/11/2006	L	0-27	San Diego	62,578
10/28/1985	W	34-21	San Diego	72,022	11/6/2006	L	0-16	at Seattle	67,816
12/23/1985	W	16-6	at L.A. Rams	68,904	9/8/2008	L	14-41	Denver	62,762
12/8/1986	L	0-37	at Seattle	64,944	9/14/2009	L	20-24	San Diego	61,940
10/12/1987	L	14-30	at Denver	63,452	9/12/2011	W	23-20	at Denver	75,671
11/30/1987	W	37-14	at Seattle	64,640	9/10/2012	L	14-22	San Diego	61,896
9/26/1988	W	30-27	at Denver (OT)	75,964	9/23/2013	L	21-37	at Denver	76,978
11/28/1988	L	27-35	at Seattle	62,641					

THURSDAY NIGHT GAMES (5-5)

Date	Opponent	Result
10/25/1979	San Diego	W, 45-22
12/1/1983	at San Diego	W, 42-10
9/12/1985	at Kansas City	L, 20-36
11/20/1986	at San Diego	W, 37-31 (OT)
12/9/1999	at Tennessee	L, 14-21
9/8/2005	at New England	L, 20-30
12/4/2008	at San Diego	L, 7-34
11/10/2011	at San Diego	W, 24-17
12/6/2012	Denver	L, 13-26
11/20/2014	Kansas City	W, 24-20

THANKSGIVING GAMES (3-4)

Date	Opponent	Result
11/28/1963	at Denver	W, 26-10
11/24/1966	Buffalo	L, 10-31
11/23/1967	at Kansas City	W, 44-22
11/28/1968	Buffalo	W, 13-10
11/26/1970	at Detroit	L, 14-28
11/26/2009	at Dallas	L, 7-24
11/28/2013	at Dallas	L, 24-31

SUNDAY NIGHT GAMES* (17-18)

Date	Opponent	Result	Date	Opponent	Result
9/24/1978	vs. New England	L, 14-21	11/16/1997	at San Diego	W, 38-13
12/3/1978	vs. Denver	L, 6-21	9/6/1998	at Kansas City	L, 8-28
10/23/1983	at Dallas	W, 40-38	11/1/1998	at Seattle	W, 31-18
11/15/1987	at San Diego	L, 14-16	10/3/1999	at Seattle	L, 21-22
11/6/1988	at San Diego	W, 13-3	10/29/2000	at San Diego	W, 15-13
11/12/1989	at San Diego	L, 12-14	12/10/2000	N.Y. Jets	W, 31-7
12/17/1989	at Seattle	L, 17-23	10/14/2001	at Indianapolis	W, 23-18
10/7/1990	at Buffalo	L, 24-38	11/11/2001	at Seattle	L, 27-34
10/13/1991	at Seattle	W, 23-30 OT	9/15/2002	at Pittsburgh	W, 30-17
12/1/1991	at San Diego	W, 9-7	11/17/2002	New England	W, 27-20
9/6/1992	at Denver	L, 13-17	9/7/2003	at Tennessee	L, 20-25
9/28/1992	at Kansas City	L, 7-27	9/26/2004	Tampa Bay	W, 30-20
9/12/1993	at Seattle	W, 17-13	11/28/2004	at Denver	W, 25-24
11/6/1994	at Kansas City	L, 3-13	9/18/2005	Kansas City	L, 17, 23
12/18/1994	at Kansas City	W, 17-16	12/4/2005	at San Diego	L, 10-34
10/1/1995	at N.Y. Jets	W, 47-10	10/15/2006	at Denver	L, 3-13
12/17/1995	at Seattle	L, 10-44	10/6/2013	San Diego	W, 27-17
11/17/1996	Minnesota	L, 13-16			

*=since 1978

OVERTIME / SHUTOUT VICTORIES

OVERTIME GAMES (18-18)

Date	Result	Score	Opponent	Date	Result	Score	Opponent
11/23/1975	W	26-23	at Washington	9/17/1995	L	17-23	at Kansas City
11/30/1975	W	37-34	Atlanta	11/10/1996	L	17-20	at Tampa Bay
12/24/1977	W	37-31	at Baltimore (AFC Playoff)	11/17/1996	L	13-16	Minnesota
10/1/1978	W	25-19	at Chicago	8/31/1997	L	21-24	at Tennessee
9/14/1980	L	24-30	at San Diego	11/22/1999	L	21-27	at Denver
10/28/1984	L	19-22	Denver	1/2/2000	W	41-38	at Kansas City
11/10/1985	L	34-40	at San Diego	10/8/2000	W	34-28	at San Francisco
11/24/1985	W	31-28	Denver	12/2/2001	L	31-34	Arizona
12/8/1985	W	17-14	at Denver	1/19/2002	L	13-16	at New England (AFC Playoff)
11/20/1986	W	37-31	at San Diego	10/20/2002	L	21-27	San Diego
11/30/1986	L	27-33	Philadelphia	11/3/2002	L	20-23	San Francisco
9/26/1988	W	30-27	at Denver	9/28/2003	W	34-31	San Diego
12/3/1989	W	16-13	Denver	11/9/2003	L	24-27	New York Jets
10/13/1991	W	23-20	at Seattle	9/16/2007	L	20-23	at Denver
12/8/1991	L	27-30	Buffalo	10/19/2008	W	16-13	New York Jets
9/13/1992	L	21-24	at Cincinnati	11/7/2010	W	23-20	Kansas City
1/2/1994	W	33-30	Denver	12/24/2011	W	16-13	at Kansas City
10/16/1994	L	17-20	at Miami	10/21/2012	W	26-23	Jacksonville

SHUTOUT VICTORIES

Date	Score	Opponent	Date	Score	Opponent
12/16/1962	20-0	Boston	9/18/1977	24-0	San Diego
9/10/1967	51-0	Denver	9/8/1985	31-0	New York Jets
11/24/1968	34-0	at Cincinnati	9/13/1987	20-0	at Green Bay
9/26/1971	34-0	at San Diego	9/15/1991	16-0	Indianapolis
10/9/1972	34-0	at Houston Oilers	10/18/1992	19-0	at Seattle
11/4/1973	42-0	New York Giants	11/22/1992	24-0	Denver
9/29/1974	17-0	at Pittsburgh	12/19/1999	45-0	Tampa Bay
10/5/1975	6-0	at San Diego	12/28/2002	24-0	Kansas City
10/26/1975	25-0	San Diego	12/16/2012	15-0	Kansas City
12/12/1976	24-0	at San Diego			



K Sebastian Janikowski vs. Jac., Oct. 21, 2012

RESULTS BY SEASON SUMMARY

YEAR	OVERALL				HOME				AWAY			
	W	L	T	Pct	W	L	T	Pct	W	L	T	Pct
1960	6	8	0	.429	3	4	0	.429	3	4	0	.429
1961	2	12	0	.143	1	6	0	.143	1	6	0	.143
1962	1	13	0	.071	1	6	0	.143	0	7	0	.000
1963	10	4	0	.714	6	1	0	.857	4	3	0	.571
1964	5	7	2	.417	5	2	0	.714	0	5	2	.000
1965	8	5	1	.615	5	2	0	.714	3	3	1	.500
1966	8	5	1	.615	3	3	1	.500	5	2	0	.714
1967	13	1	0	.929	7	0	0	1.000	6	1	0	.857
1968	12	2	0	.857	6	1	0	.857	6	1	0	.857
1969	12	1	1	.923	7	0	0	1.000	5	1	1	.833
1970	8	4	2	.667	6	1	0	.857	2	3	2	.400
1971	8	4	2	.667	5	1	1	.833	3	3	1	.500
1972	10	3	1	.750	5	1	1	.786	5	2	0	.714
1973	9	4	1	.679	5	2	0	.714	4	2	1	.643
1974	12	2	0	.857	6	1	0	.857	6	1	0	.857
1975	11	3	0	.786	6	1	0	.857	5	2	0	.714
1976	13	1	0	.929	7	0	0	1.000	6	1	0	.857
1977	11	3	0	.786	6	1	0	.857	5	2	0	.714
1978	9	7	0	.563	4	4	0	.500	5	3	0	.625
1979	9	7	0	.563	6	2	0	.750	3	5	0	.375
1980	11	5	0	.688	6	2	0	.750	5	3	0	.625
1981	7	9	0	.438	4	4	0	.500	3	5	0	.375
1982	8	1	0	.889	4	0	0	1.000	4	1	0	.800
1983	12	4	0	.750	6	2	0	.750	6	2	0	.750
1984	11	5	0	.688	6	2	0	.750	5	3	0	.625
1985	12	4	0	.750	7	1	0	.875	5	3	0	.625
1986	8	8	0	.500	3	5	0	.375	5	3	0	.625
1987	5	10	0	.333	3	5	0	.375	2	5	0	.286
1988	7	9	0	.438	3	5	0	.375	4	4	0	.500
1989	8	8	0	.500	7	1	0	.875	1	7	0	.125
1990	12	4	0	.750	6	2	0	.750	6	2	0	.750
1991	9	7	0	.563	5	3	0	.625	4	4	0	.500
1992	7	9	0	.438	5	3	0	.625	2	6	0	.250
1993	10	6	0	.625	5	3	0	.625	5	3	0	.625
1994	9	7	0	.563	4	4	0	.500	5	3	0	.625
1995	8	8	0	.500	4	4	0	.500	4	4	0	.500
1996	7	9	0	.438	4	4	0	.500	3	5	0	.375
1997	4	12	0	.250	2	6	0	.250	2	6	0	.250
1998	8	8	0	.500	4	4	0	.500	4	4	0	.500
1999	8	8	0	.500	5	3	0	.625	3	5	0	.375
2000	12	4	0	.750	7	1	0	.875	5	3	0	.625
2001	10	6	0	.625	5	3	0	.625	5	3	0	.625
2002	11	5	0	.688	6	2	0	.750	5	3	0	.625
2003	4	12	0	.250	4	4	0	.500	0	8	0	.000
2004	5	11	0	.313	3	5	0	.375	2	6	0	.250
2005	4	12	0	.250	2	6	0	.250	2	6	0	.250
2006	2	14	0	.125	2	6	0	.250	0	8	0	.000
2007	4	12	0	.250	2	6	0	.250	2	6	0	.250
2008	5	11	0	.313	2	6	0	.250	3	5	0	.375
2009	5	11	0	.313	2	6	0	.250	3	5	0	.375
2010	8	8	0	.500	5	3	0	.625	3	5	0	.375
2011	8	8	0	.500	3	5	0	.375	5	3	0	.625
2012	4	12	0	.250	3	5	0	.375	1	7	0	.125
2013	4	12	0	.250	3	5	0	.375	1	7	0	.125
2014	3	13	0	.188	3	5	0	.375	0	8	0	.000
TOTAL	437	388	11	.530	245	170	3	.590	192	218	8	.468

RESULTS BY SEASON SUMMARY

HOME RECORDS BY STADIUM

Years	Stadium	W	L	T	Pct
1960	Kezar Stadium	2	2	0	.500
1960-61	Candlestick Park	2	8	0	.200
1962-65	Frank Youell Field	17	11	0	.600
1966-81, 1995-2013	Oakland-Alameda County Coliseum	159	112	3	.586
1973	Memorial Stadium, Berkeley	1	0	0	1.000
1982-94	Los Angeles Memorial Coliseum	64	36	0	.600
2014	Wembley Stadium, London, England	0	1	0	.000
TOTAL		245	170	3	.590

BY DECADE, REGULAR SEASON

Year	Overall	Pct	Home	Pct	Away	Pct
1960-69	77-58-5	.570	44-25-1	.638	33-33-4	.500
1970-79	100-38-6	.721	56-14-2	.796	44-24-4	.645
1980-89	89-63-0	.586	49-27-0	.645	40-36-0	.526
1990-99	82-78-0	.513	44-36-0	.550	38-42-0	.475
2000-09	62-98-0	.388	35-45-0	.438	27-53-0	.338
2010-14	27-53-0	.330	17-23-0	.425	10-30-0	.250
TOTAL	437-388-11	.529	245-170-3	.590	192-218-8	.468

ALL-TIME VS. AFL/AFC WEST

YEAR	W-L-T	HOME	ROAD	DEN.	DAL/KC	LA/SD	SEA. TB	YEAR	W-L-T	HOME	ROAD	DEN.	DAL/KC	LA/SD	SEA. TB
1960	2-4-0	1-2-0	1-2-0	1-1-0	1-1-0	0-2-0		1988	6-2-0	3-1-0	3-1-0	2-0-0	2-0-0	2-0-0	0-2-0
1961	1-5-0	1-2-0	0-3-0	1-1-0	0-2-0	0-2-0		1989	3-5-0	3-1-0	0-4-0	1-1-0	1-1-0	1-1-0	0-2-0
1962	0-6-0	0-3-0	0-3-0	0-2-0	0-2-0	0-2-0		1990	6-2-0	3-1-0	3-1-0	2-0-0	0-2-0	2-0-0	2-0-0
1963	6-0-0	3-0-0	3-0-0	2-0-0	2-0-0	2-0-0		1991	5-3-0	2-2-0	3-1-0	2-0-0	0-2-0	1-1-0	2-0-0
1964	2-3-1	2-1-0	0-2-1	1-0-1	0-2-0	1-1-0		1992	4-4-0	3-1-0	1-3-0	1-1-0	1-1-0	0-2-0	2-0-0
1965	3-3-0	2-1-0	1-2-0	2-0-0	1-1-0	0-2-0		1993	5-3-0	2-2-0	3-1-0	2-0-0	0-2-0	1-1-0	2-0-0
1966	4-2-0	1-2-0	3-0-0	2-0-0	1-1-0	1-1-0		1994	4-4-0	1-3-0	3-1-0	2-0-0	0-2-0	1-1-0	1-1-0
1967	6-0-0	3-0-0	3-0-0	2-0-0	2-0-0	2-0-0		1995	2-6-0	2-2-0	0-4-0	0-2-0	0-2-0	1-1-0	1-1-0
1968	4-2-0	2-1-0	2-1-0	2-0-0	1-1-0	1-1-0		1996	3-5-0	1-3-0	2-2-0	0-2-0	1-1-0	1-1-0	1-1-0
1969	6-0-0	3-0-0	3-0-0	2-0-0	2-0-0	2-0-0		1997	2-6-0	1-3-0	1-3-0	1-1-0	0-2-0	1-1-0	0-2-0
1970	4-0-2	3-0-0	1-0-2	2-0-0	1-0-1	1-0-1		1998	4-4-0	2-2-0	2-2-0	0-2-0	0-2-0	2-0-0	2-0-0
1971	4-1-1	2-0-1	2-1-0	2-0-0	0-1-1	2-0-0		1999	3-5-0	2-2-0	1-3-0	0-2-0	1-1-0	1-1-0	1-1-0
1972	3-2-1	1-1-1	2-1-0	1-1-0	1-1-0	1-0-1		2000	5-3-0	3-1-0	2-2-0	0-2-0	2-0-0	2-0-0	1-1-0
1973	4-1-1	3-0-0	1-1-1	1-0-1	1-1-0	1-0-0		2001	6-2-0	4-0-0	2-2-0	1-1-0	2-0-0	2-0-0	1-1-0
1974	5-1-0	2-1-0	3-0-0	1-1-0	2-0-0	2-0-0		2002	4-2-0	2-1-0	2-1-0	2-0-0	1-1-0	1-1-0	
1975	5-1-0	3-0-0	2-1-0	2-0-0	1-1-0	2-0-0		2003	1-5-0	1-2-0	0-3-0	0-2-0	0-2-0	1-1-0	
1976	7-0-0	4-0-0	3-0-0	2-0-0	2-0-0	2-0-0	1-0-0	2004	1-5-0	0-3-0	1-2-0	1-1-0	0-2-0	0-2-0	
1977	5-2-0	3-1-0	2-1-0	1-1-0	2-0-0	1-1-0	1-0-0	2005	0-6-0	0-3-0	0-3-0	0-2-0	0-2-0	0-2-0	
1978	3-5-0	1-3-0	2-2-0	0-2-0	2-0-0	1-1-0	0-2-0	2006	0-6-0	0-3-0	0-3-0	0-2-0	0-2-0	0-2-0	
1979	3-5-0	2-2-0	1-3-0	2-0-0	0-2-0	1-1-0	0-2-0	2007	2-4-0	1-2-0	1-2-0	1-1-0	1-1-0	0-2-0	
1980	6-2-0	3-1-0	3-1-0	2-0-0	1-1-0	1-1-0	2-0-0	2008	2-4-0	0-3-0	2-1-0	1-1-0	1-1-0	0-2-0	
1981	2-6-0	1-3-0	1-3-0	0-2-0	0-2-0	0-2-0	2-0-0	2009	2-4-0	0-3-0	2-1-0	1-1-0	1-1-0	0-2-0	
1982	5-0-0	3-0-0	2-0-0	1-0-0	1-0-0	2-0-0	1-0-0	2010	6-0-0	3-0-0	3-0-0	2-0-0	2-0-0	2-0-0	
1983	6-2-0	3-1-0	3-1-0	2-0-0	2-0-0	2-0-0	0-2-0	2011	3-3-0	0-3-0	3-0-0	1-1-0	1-1-0	1-1-0	
1984	5-3-0	3-1-0	2-2-0	0-2-0	2-0-0	2-0-0	1-1-0	2012	2-4-0	1-2-0	1-2-0	0-2-0	2-0-0	0-2-0	
1985	5-3-0	4-0-0	1-3-0	2-0-0	1-1-0	1-1-0	1-1-0	2013	1-5-0	1-2-0	0-3-0	0-2-0	0-2-0	1-1-0	
1986	4-4-0	2-2-0	2-2-0	0-2-0	1-1-0	2-0-0	1-1-0	2014	1-5-0	1-2-0	0-3-0	0-2-0	1-1-0	0-2-0	
1987	2-6-0	1-3-0	1-3-0	0-2-0	1-1-0	0-2-0	1-1-0								
									195-171-6	90-92-4		51-56-2	26-22-0		
									105-84-2	59-48-2		58-50-2	1-0		

LARGEST MARGINS

...of Victory

- 51 points (51-0) Sept. 10, 1967, vs. Denver
- *49 points (56-7) Dec. 21, 1969, vs. Houston Oilers
- 45 points (45-0) Dec. 19, 1999, vs. Tampa Bay
45 points (59-14) Oct. 24, 2010, at Denver
- 43 points (52-9) Dec. 24, 2000, vs. Carolina
- 42 points (42-0) Nov. 4, 1973, vs. N.Y. Giants
42 points (48-6) Sept. 15, 1968, at Buffalo
- 41 points (51-10) Oct. 29, 1967, vs. San Diego
- 38 points (48-10) Dec. 17, 1960, vs. Denver
- 37 points (44-7) Nov. 6, 1977, vs. Seattle
37 points (47-10) Oct. 1, 1995, at N.Y. Jets

...of Defeat

- 55 points (0-55) Sept. 9, 1961, at Houston Oilers
- 52 points (0-52) Nov. 30, 2014 at St. Louis Rams
- *48 points (3-51) Jan. 20, 1991, at Buffalo
- 44 points (0-44) Sept. 17, 1961, at San Diego
- 38 points (11-49) Dec. 23, 2007, at Jacksonville
- 37 points (7-44) Oct. 5, 1962, at Denver
37 points (0-37) Dec. 8, 1986, at Seattle
37 points (7-44) Oct. 11, 2009, at N.Y. Giants
- 35 points (20-55) Nov. 11, 2012, at Baltimore
- 34 points (21-55) Nov. 22, 1981, vs. San Diego
34 points (10-44) Dec. 17, 1995, at Seattle

*playoff game

PRESEASON RESULTS

1960 (2-3)

July 31	L	13-20	Dallas Texans	12,000
Aug. 13	W	23-17	N.Y. Titans (Sacramento)	9,551
Aug. 19	L	17-24	L.A. Chargers	6,521
Aug. 24	W	26-21	at Buffalo	17,071
Aug. 28	L	14-28	Boston (Amherst, Mass.)	3,500

1961 (1-3)

Aug. 3	L	17-35	Houston Oilers (Honolulu)	12,500
Aug. 10	L	21-48	Denver (Spokane)	6,500
Aug. 27	L	7-35	at San Diego	10,436
Sept. 4	W	49-12	Denver	6,300

1962 (1-4)

Aug. 4	L	3-13	Dallas Texans (Atlanta)	8,000
Aug. 11	W	21-20	Boston (Providence, R.I.)	9,000
Aug. 18	L	6-22	Dallas Texans (Midland, Texas)	10,000
Aug. 26	L	27-33	San Diego	17,053
Aug. 31	L	12-41	Denver (Stockton)	5,000

1963 (3-2)

Aug. 4	W	24-17	Boston	9,721
Aug. 11	W	35-19	Denver	9,655
Aug. 17	L	21-35	Kansas City (Seattle)	13,500
Aug. 23	W	43-16	N.Y. Jets	8,317
Aug. 31	L	3-13	at San Diego	17,517

1964 (3-2)

Aug. 9	L	14-21	Kansas City	11,118
Aug. 14	W	20-7	at Denver	13,545
Aug. 23	W	34-31	Buffalo	10,243
Aug. 29	W	34-20	Houston Oilers (Las Vegas)	8,500
Sept. 5	L	10-24	at San Diego	16,746

1965 (3-2)

Aug. 7	W	10-3	at San Diego	27,168
Aug. 14	L	17-27	Denver (Salt Lake City)	18,000
Aug. 22	W	23-6	Kansas City	13,592
Aug. 28	L	17-46	San Diego (Portland, Ore.)	15,234
Sept. 4	W	30-20	Denver (Sacramento)	14,550

1966 (2-2)

Aug. 2	L	17-26	at Houston	36,935
Aug. 13	W	17-7	at San Diego	17,097
Aug. 20	L	10-21	Boston (Anaheim)	36,038
Aug. 28	W	52-21	at Denver	14,074

1967 (2-3)

Aug. 5	W	24-23	San Diego	24,855*
Aug. 12	W	24-7	Houston Oilers	23,647*
Aug. 19	L	0-48	Kansas City (Portland, Ore.)	13,352*
Aug. 27	L	17-21	Denver (North Platte, Neb.)	6,600
Sept. 3	L	10-13	San Francisco	53,254

1968 (3-2)

Aug. 3	L	12-14	Baltimore Colts	51,154*
Aug. 10	W	37-7	San Diego	38,922*
Aug. 24	L	21-31	at Kansas City	43,769*
Sept. 1	W	26-19	at San Francisco	57,593
Sept. 7	W	23-7	Denver (Portland, Ore.)	18,031*

1969 (2-3)

Aug. 2	L	17-23	Kansas City (Birmingham, Ala.)	21,000*
Aug. 9	L	30-34	Baltimore Colts	51,246*
Aug. 16	L	7-10	at San Diego	35,940*
Aug. 25	W	24-6	N.Y. Jets	52,927*
31-Aug	W	42-28	San Francisco	52,122

1970 (2-4)

Aug. 8	L	21-33	Baltimore Colts	53,519
Aug. 17	W	30-19	at Philadelphia	50,853
Aug. 22	L	23-34	at L.A. Rams	67,497
Aug. 30	L	13-67	Green Bay	53,395
Sept. 6	W	31-17	at San Francisco	55,521
Sept. 12	L	6-20	Pittsburgh	53,005

1971 (5-1)

Aug. 9	L	24-25	Philadelphia	53,706*
Aug. 14	W	41-20	N.Y. Jets	53,693*
Aug. 21	W	20-7	L.A. Rams (Berkeley)	67,739
Aug. 28	W	17-13	at Green Bay	56,263*
Sept. 4	W	34-28	San Francisco	53,696*
Sept. 11	W	24-3	Baltimore (Jacksonville, Fla.)	50,212*

1972 (4-2)

Aug. 5	W	31-24	New England	53,661*
Aug. 14	W	16-0	Baltimore Colts	53,627*
Aug. 19	W	34-9	at L.A. Rams	60,762*
Aug. 26	W	31-13	Buffalo (Berkeley)	60,046
Sept. 3	L	21-34	at San Francisco	61,237*
Sept. 9	L	10-16	at Dallas	62,607*



Youell Field

PRESEASON RESULTS

1973 (4-1-1)

Aug. 5	T	17-17	at New England	43,914*
Aug. 11	W	27-26	Dallas	53,723*
Aug. 18	W	16-3	L.A. Rams (Berkeley)	57,549
Aug. 25	L	10-34	Minnesota (Berkeley)	57,515
Sept. 1	W	23-17	San Francisco	53,612
Sept. 8	W	17-7	at Buffalo	70,128

1974 (5-1)

Aug. 3	W	27-7	Dallas	41,049*
Aug. 10	W	28-16	Atlanta (Berkeley)	34,319
Aug. 16	W	41-10	at Detroit	30,055*
Aug. 24	L	14-25	Philadelphia	53,077*
Sept. 2	W	20-19	at San Francisco	52,538*
Sept. 7	W	31-6	N.Y. Jets (Berkeley)	55,417

1975 (5-1)

Aug. 10	W	34-0	Detroit (Berkeley)	52,524
Aug. 17	W	24-21	Pittsburgh (Berkeley)	57,937
Aug. 23	W	22-7	at Atlanta	43,151*
Aug. 30	W	40-21	San Francisco	52,866*
Sept. 5	W	31-20	at Dallas	41,117*
Sept. 11	L	0-6	at L.A. Rams	68,630*

1976 (5-1)

July 31	W	27-14	Dallas	52,391*
Aug. 7	W	20-9	St. Louis (Phoenix, Ariz.)	33,216*
Aug. 13	W	41-17	at N.Y. Jets (Yankee Stadium)	10,726*
Aug. 21	L	14-23	L.A. Rams	52,615*
Aug. 29	W	14-9	at San Francisco	52,704
Sept. 4	W	45-28	Seattle	51,487*

1977 (4-2)

Aug. 8	W	40-0	Houston Oilers	51,777*
Aug. 13	L	13-20	Chicago	52,909*
Aug. 18	L	10-12	at Seattle	62,187*
Aug. 27	W	35-7	San Diego	52,346*
Sept. 3	W	33-0	San Francisco	53,442*
Sept. 9	W	21-0	at L.A. Rams	57,031*

1978 (2-2)

Aug. 5	W	14-13	at Chicago	54,758*
Aug. 12	L	7-21	New England	53,335*
Aug. 20	W	31-14	at San Francisco	58,658
Aug. 26	L	3-28	L.A. Rams	53,776*

1979 (3-2)

July 28	W	20-13	Dallas (Canton, Ohio)	20,648
Aug. 4	L	14-20(OT)	at L.A. Rams	54,575
Aug. 11	W	41-10	San Francisco	53,503*
Aug. 19	L	14-35	at New England	46,518
Aug. 25	W	48-21	Buffalo	52,440

1980 (2-2)

Aug. 9	L	14-33	at San Francisco	55,585
Aug. 16	W	31-29	New England	41,649
Aug. 23	L	17-34	at Washington	47,547
Aug. 30	W	24-23	Philadelphia	41,230

1981 (2-2)

Aug. 8	W	17-16	Atlanta	42,697
Aug. 15	L	14-34	at Green Bay	55,151
Aug. 22	L	21-23	at New England	43,032
Aug. 29	W	21-7	San Francisco	51,192*

1982 (2-2)

Aug. 14	W	17-14	at San Francisco	61,065
Aug. 21	L	16-30	at Detroit	59,924*
Aug. 29	W	24-3	Green Bay	54,268*
Sept. 4	L	10-37	Cleveland	53,460*

1983 (1-3)

Aug. 6	W	26-23 (OT)	San Francisco	41,337*
Aug. 13	L	17-20	at N.Y. Jets	51,454*
Aug. 20	L	21-27	Chicago	41,032*
Aug. 26	L	17-20	at Cleveland	64,486*

1984 (1-3)

Aug. 4	L	10-13	at San Francisco	61,361*
Aug. 10	W	21-20	at Washington	55,415*
Aug. 19	L	23-29	Miami	47,060
Aug. 24	L	14-20	N.Y. Jets	53,072*

1985 (1-3)

Aug. 10	L	21-28	San Francisco	61,784*
Aug. 18	L	9-14	Washington	56,939
Aug. 24	L	17-23	Miami	55,414*
Aug. 30	W	26-7	at Cleveland	44,926*

1986 (2-2)

Aug. 10	L	0-32	at San Francisco	61,834
Aug. 16	W	24-19	Dallas	60,248*
Aug. 22	W	24-10	New England	52,061*
Aug. 28	L	22-25	Cleveland	57,780*

1987 (1-3)

Aug. 15	L	16-42	San Francisco	53,838*
Aug. 22	L	3-7	Buffalo	47,281*
Aug. 30	W	34-10	at Dallas	50,729*
Sept. 5	L	17-20	Chicago	56,682

1988 (1-3)

Aug. 6	L	10-24	at San Francisco	64,457*
Aug. 3	L	17-27	Dallas	50,071
Aug. 20	L	27-45	Washington	45,982*
Aug. 26	W	37-22	Chicago	63,079*

1989 (0-4)

Aug. 12	L	7-37	San Francisco	36,739*
Aug. 19	L	20-27	Dallas	39,154*
Aug. 26	L	21-23	Houston at Oakland	50,642*
Sept. 2	L	38-41	Chicago	39,061

1990 (4-1)

Aug. 5	L	10-17	New Orleans (London)	63,106*
Aug. 11	W	23-13	at San Francisco	66,455*
Aug. 18	W	16-14	Dallas	31,120
Aug. 24	W	20-3	at Chicago	66,946*
Sept. 1	W	34-7	San Diego	30,326

1991 (3-2)

July 27	L	17-24	San Francisco	51,513
Aug. 3	L	17-19	Miami (Tokyo, Japan)	51,122*
Aug. 12	W	13-10	at Dallas	55,981*
Aug. 17	W	13-10	Chicago	35,538
Aug. 23	W	17-7	at San Diego	48,509*

1992 (1-3)

Aug. 8	L	10-24	at San Francisco	52,505*
Aug. 15	L	16-19 (OT)	at L.A. Rams	61,119*
Aug. 22	L	23-27	Washington	53,424
Aug. 29	W	30-26	Houston Oilers	50,084

1993 (2-3)

July 31	W	19-3	Green Bay (Canton)	23,863
Aug. 8	L	0-27	San Francisco (Palo Alto)	82,908
Aug. 14	L	7-13	at Dallas	62,557*
Aug. 20	L	7-18	at Indianapolis	45,959*
Aug. 28	W	20-19	at L.A. Rams	50,438*

1994 (4-1)

July 31	W	25-22 (OT)	Den. (Barcelona, Spain)	37,406*
Aug. 7	W	27-19	at Dallas	61,932*
Aug. 13	L	17-27	at Pittsburgh	58,058*
Aug. 20	W	29-20	at L.A. Rams	50,315*
Aug. 27	W	24-23	at Houston Oilers	50,182

1995 (3-1)***

Aug. 5	W	27-14	at Dallas	62,031*
Aug. 12	W	27-22	St. Louis	50,000
Aug. 18	L	17-20	at Minnesota	45,306*
Aug. 25	W	32-24	NE (Palo Alto)	51,709*

PRESEASON RESULTS

1996 (2-3)

July 27	L	34-35	at Dallas	61,524*
Aug. 2	W	26-3	at Arizona	36,869*
Aug. 8	L	19-24	Seattle	38,219
Aug. 15	L	6-27	at Atlanta	30,553*
Aug. 23	W	44-27	N.Y. Jets	40,795*

1997 (2-2)

Aug. 3	W	34-27	at Dallas	61,028*
Aug. 8	L	24-37	Green Bay	42,956
Aug. 16	W	18-16	New Orleans	36,771
Aug. 22	L	13-15	at Arizona	39,408*

1998 (2-2)

Aug. 8	W	16-3	at Dallas	61,048*
Aug. 16	W	27-21	at Green Bay	60,067
Aug. 24	L	7-41	Tampa Bay	32,017*
Aug. 29	L	14-21	Arizona	31,858

1999 (3-1)

Aug. 7	W	18-17	at St. Louis	45,449*
Aug. 15	W	10-3	Dallas	37,000
Aug. 30	L	8-16	San Francisco	61,901*
Sept. 3	W	43-7	at Arizona	42,076

2000 (3-1)

Aug. 5	L	17-31	at St. Louis	64,125
Aug. 13	W	21-20	at Dallas	56,878
Aug. 18	W	23-17	Detroit	32,365
Aug. 24	W	20-0	Seattle	32,012

2001 (3-2)

Aug. 4	W	21-14	Dallas	37,978*
Aug. 11	W	10-7	at Arizona	33,482*
Aug. 19	L	17-20	at San Francisco	67,817
Aug. 27	L	6-21	Dal. (Mexico City, Mex.)	88,309*
Aug. 31	W	24-13	Green Bay	38,783*

2002 (2-2)

Aug. 8	L	6-20	at Dallas	62,836*
Aug. 15	L	14-24	at Tennessee	68,531*
Aug. 24	W	17-10	San Francisco	40,120*
Aug. 29	W	31-3	Arizona	35,738*

2003 (1-3)

Aug. 8	W	7-6	St. Louis	37,341*
Aug. 14	L	10-14	at San Francisco	65,856*
Aug. 22	L	6-21	Minnesota	37,411*
Aug. 28	L	13-52	at Dallas	53,078*

2004 (3-1)

Aug. 14	W	30-33	at San Francisco	63,854*
Aug. 21	L	20-21	Dallas	35,000*
Aug. 28	W	17-16	at Arizona	35,070*
Sept. 2	W	28-24	St. Louis	38,499*

2005 (1-3)

Aug. 13	L	13-21	at San Francisco	61,446*
Aug. 20	L	17-19	at Houston	70,116*
Aug. 26	L	16-17	Arizona	36,408*
Sept. 1	W	13-6	New Orleans	32,191*

2006 (4-1)

Aug. 6	W	16-10	Phi. (Canton, Ohio)	22,200*
Aug. 14	W	16-13	at Minnesota	63,278*
Aug. 20	W	23-7	San Francisco	47,849*
Aug. 25	W	21-3	Detroit	43,889*
Aug. 31	L	7-30	at Seattle	67,158*

2007 (2-2)

Aug. 11	W	27-23	Arizona	39,911*
Aug. 18	L	21-26	at San Francisco	68,107*
Aug. 24	W	20-10	St. Louis	44,131*
Aug. 30	L	14-19	at Seattle	66,700*

2008 (1-3)

Aug. 8	W	18-6	San Francisco	52,609*
Aug. 15	L	16-17	at Tennessee	69,143*
Aug. 23	L	0-24	Arizona	39,331*
Aug. 29	L	16-23	at Seattle	67,163*

2009 (1-3)

Aug. 13	W	31-10	Dallas	33,165*
Aug. 22	L	20-21	at San Francisco	61,907*
Aug. 29	L	7-45	New Orleans	32,585
Sept. 3	L	21-31	at Seattle	66,697*

2010 (3-1)

Aug. 12	W	17-9	at Dallas	72,282*
Aug. 21	W	32-17	at Chicago	60,207*
Aug. 28	L	24-28	San Francisco	42,248*
Sept. 2	W	27-24	Seattle	23,957*

2011 (0-4)

Aug. 11	L	18-24	Arizona	25,699*
Aug. 20	L	3-17	at San Francisco	69,732*
Aug. 28	L	20-40	New Orleans	34,322*
Sept. 2	L	3-20	at Seattle	65,418*

2012 (1-3)

Aug. 13	L	0-3	Dallas	50,403*
Aug. 17	L	27-31	at Arizona	59,605*
Aug. 25	W	31-20	Detroit	41,420*
Aug. 30	L	3-21	at Seattle	66,157*

2013 (1-3)

Aug. 9	W	19-17	Dallas	43,013*
Aug. 16	L	20-28	at New Orleans	72,122*
Aug. 23	L	26-34	Chicago	41,946*
Aug. 29	L	6-22	at Seattle	67,341*

2014 (2-2)

Aug. 8	L	6-10	at Minnesota	51,752*
Aug. 15	W	27-26	Detroit	50,511*
Aug. 22	L	21-31	at Green Bay	73,907*
Aug. 28	W	41-31	Seattle	50,831*

*Night game

***First season of Raiders return to Oakland

ALL-TIME RESULTS BY SEASON

*Denotes night game

1960 (6-8)

Head Coach: Eddy Erdelatz		Result	Score	Attend
Sept. 11	Houston	L	22-37	12,703
Sept. 16	Dallas Texans	L	16-34	8,021*
Sept. 25	at Houston	W	14-13	12,241
Oct. 2	at Denver	L	14-31	18,372
Oct. 9	at Dallas Texans	W	20-19	21,000
Oct. 16	Boston	W	27-14	11,500
Oct. 23	at Buffalo	L	9-38	8,876
Oct. 28	at N.Y. Titans	W	28-27	10,000*
Nov. 4	at Boston	L	28-34	8,446*
Nov. 13	Buffalo	W	20-7	8,800
Nov. 27	at L.A. Chargers	L	28-52	15,075
Dec. 4	L.A. Chargers	L	17-41	12,061
Dec. 11	N.Y. Titans	L	28-31	9,037
Dec. 17	Denver	W	48-10	5,159

1961 (2-12)

Head Coach: Erdelatz/Feldman		Result	Score	Attend
Sept. 9	at Houston	L	0-55	16,231*
Sept. 17	at San Diego	L	0-44	20,216
Sept. 24	Dallas Texans	L	35-42	6,737
Oct. 1	Denver	W	33-19	8,361
Oct. 15	at Denver	L	24-27	11,129
Oct. 22	San Diego	L	10-41	12,014
Oct. 29	N.Y. Titans	L	6-14	7,138
Nov. 5	at Buffalo	W	31-22	17,027
Nov. 11	at N.Y. Titans	L	12-23	16,811*
Nov. 17	at Boston	L	17-20	18,169*
Nov. 26	at Dallas Texans	L	11-43	14,500
Dec. 3	Buffalo	L	21-26	6,500
Dec. 9	Boston	L	21-35	6,500
Dec. 17	Houston	L	16-47	4,821

NOTE -- Erdelatz served as head coach for first two games before Feldman replaced him.

1962 (1-13)

Head Coach: Feldman/Conkright		Result	Score	Attend
Sept. 9	N.Y. Titans	L	17-28	12,893
Sept. 23	Dallas Texans	L	16-26	12,500
Sept. 30	San Diego	L	33-42	13,000
Oct. 5	at Denver	L	7-44	22,452*
Oct. 14	Denver	L	6-23	7,000
Oct. 20	at Buffalo	L	6-14	21,037*
Oct. 26	at Boston	L	16-26	12,514*
Nov. 4	at N.Y. Titans	L	21-31	18,247
Nov. 11	Houston	L	20-28	11,000
Nov. 18	Buffalo	L	6-10	12,500
Nov. 25	at Dallas Texans	L	7-35	13,557
Dec. 2	at San Diego	L	21-31	17,874
Dec. 9	at Houston	L	17-32	27,400
Dec. 19	Boston	W	20-0	8,000

NOTE -- Feldman served as head coach for first five games before Conkright replaced him.

1963 (10-4)

Head Coach: Al Davis		Result	Score	Attend
Sept. 7	at Houston	W	24-13	24,749*
Sept. 15	Buffalo	W	35-17	17,568
Sept. 22	Boston	L	14-20	17,131
Sept. 28	at N.Y. Jets	L	7-10	17,100*
Oct. 5	at Buffalo	L	0-12	24,846*
Oct. 11	at Boston	L	14-20	26,494*
Oct. 20	N.Y. Jets	W	49-26	15,557
Oct. 27	at San Diego	W	34-33	30,182
Nov. 3	Kansas City	W	10-7	18,919
Nov. 8	at Kansas City	W	22-7	24,879*
Nov. 28	at Denver	W	26-10	14,763
Dec. 8	San Diego	W	41-27	20,249
Dec. 15	Denver	W	35-31	15,223
Dec. 22	Houston	W	52-49	17,401

1964 (5-7-2)

Head Coach: Al Davis		Result	Score	Attend
Sept. 13	Boston	L	14-17	21,126
Sept. 19	at Houston	L	28-42	26,482*
Sept. 27	Kansas City	L	9-21	18,163
Oct. 3	at Buffalo	L	20-23	36,451*
Oct. 10	at N.Y. Jets	L	13-35	36,499*
Oct. 16	at Boston	T	43-43	23,279
Oct. 25	Denver	W	40-7	17,858
Nov. 1	at San Diego	L	17-31	25,557
Nov. 8	at Kansas City	L	7-42	21,023
Nov. 15	Houston	W	20-10	16,375
Nov. 22	N.Y. Jets	W	35-26	15,589
Nov. 29	at Denver	T	20-20	15,958
Dec. 6	Buffalo	W	16-13	18,134
Dec. 20	San Diego	W	21-20	20,124



Al Davis

1965 (8-5-1)

Head Coach: Al Davis		Result	Score	Attend
Sept. 12	Kansas City	W	37-10	18,569
Sept. 19	San Diego	L	6-17	21,406
Sept. 26	Houston	W	21-17	18,116
Oct. 3	at Buffalo	L	12-17	41,246
Oct. 8	at Boston	W	24-10	24,824*
Oct. 16	at N.Y. Jets	T	24-24	54,890*
Oct. 24	Boston	W	30-21	20,585
Oct. 31	at Kansas City	L	7-14	18,354
Nov. 7	at Houston	W	33-21	35,729
Nov. 14	Buffalo	L	14-17	19,352
Nov. 21	at Denver	W	28-20	30,369
Dec. 5	Denver	W	24-13	19,023
Dec. 12	N.Y. Jets	W	24-14	19,013
Dec. 19	at San Diego	L	14-24	26,056

1966 (8-5-1)

Head Coach: John Rauch		Result	Score	Attend
Sept. 2	at Miami	W	23-14	26,776*
Sept. 10	at Houston	L	0-31	31,763*
Sept. 18	Kansas City	L	10-32	50,746
Sept. 25	San Diego	L	20-29	37,183
Oct. 9	Miami	W	21-10	30,787
Oct. 16	at Kansas City	W	34-13	33,057
Oct. 23	at N.Y. Jets	W	24-21	58,135
Oct. 30	at Boston	L	21-24	26,941
Nov. 6	Houston	W	38-23	34,102
Nov. 13	at San Diego	W	41-19	26,230
Nov. 20	at Denver	W	17-3	26,703
Nov. 24	Buffalo	L	10-31	36,781
Dec. 3	N.Y. Jets	T	28-28	32,144
Dec. 11	Denver	W	28-10	31,765

ALL-TIME RESULTS BY SEASON

1967 (13-1)

Head Coach: John Rauch	Result	Score	Attend
Sept. 10	Denver	W	51-0
Sept. 17	Boston	W	35-7
Oct. 1	Kansas City	W	23-21
Oct. 7	at N.Y. Jets	L	14-27
Oct. 15	at Buffalo	W	24-20
Oct. 22	at Boston	W	48-14
Oct. 29	San Diego	W	51-10
Nov. 5	at Denver	W	21-17
Nov. 19	Miami	W	31-17
Nov. 23	at Kansas City	W	44-22
Dec. 3	at San Diego	W	41-21
Dec. 10	at Houston	W	19-7
Dec. 17	N.Y. Jets	W	38-29
Dec. 24	Buffalo	W	28-21

POSTSEASON (1-1)

Dec. 31	Houston		
	(AFL Championship) W	40-7	53,330
Jan. 14	Green Bay		
	(SB II at Miami) L	14-33	75,546

1968 (12-2)

Head Coach: John Rauch	Result	Score	Attend
Sept. 15	at Buffalo	W	48-6
Sept. 21	at Miami	W	47-21
Sept. 29	at Houston	W	24-15
Oct. 6	Boston	W	41-10
Oct. 13	San Diego	L	14-23
Oct. 20	at Kansas City	L	10-24
Oct. 27	Cincinnati	W	31-10
Nov. 3	Kansas City	W	38-21
Nov. 10	at Denver	W	43-7
Nov. 17	N.Y. Jets	W	43-32
Nov. 24	at Cincinnati	W	34-0
Nov. 28	Buffalo	W	13-10
Dec. 8	Denver	W	33-27
Dec. 15	at San Diego	W	34-27

POSTSEASON (1-1)

Dec. 22	Kansas City		
	(AFL Divisional) W	41-6	53,357
Dec. 29	at N.Y. Jets		
	(AFL Championship) L	23-27	62,627

1969 (12-1-1)

Head Coach: John Madden	Result	Score	Attend
Sept. 14	Houston	W	21-17
Sept. 20	Miami	W	20-17
Sept. 28	at Boston	W	38-23
Oct. 4	at Miami	T	20-20
Oct. 12	at Denver	W	24-14
Oct. 19	Buffalo	W	50-21
Oct. 26	at San Diego	W	24-12
Nov. 2	at Cincinnati	L	17-31
Nov. 9	Denver	W	41-10
Nov. 16	San Diego	W	21-16
Nov. 23	at Kansas City	W	27-24
Nov. 30	at N.Y. Jets	W	27-14
Dec. 7	Cincinnati	W	37-17
Dec. 13	Kansas City	W	10-6

POSTSEASON (1-1)

Dec. 21	Houston		
	(AFL Divisional) W	56-7	53,539
Jan. 4	Kansas City		
	(AFL Championship) L	7-17	54,544

1970 (8-4-2)

Head Coach: John Madden	Result	Score	Attend
Sept. 20	at Cincinnati	L	21-31
Sept. 27	at San Diego	T	27-27
Oct. 3	at Miami	L	13-20
Oct. 11	Denver	W	35-23

Oct. 19	Washington	W	34-20
Oct. 25	Pittsburgh	W	31-14
Nov. 1	at Kansas City	T	17-17
Nov. 8	Cleveland	W	23-20
Nov. 15	at Denver	W	24-19
Nov. 22	San Diego	W	20-17
Nov. 26	at Detroit	L	14-28
Dec. 6	at N.Y. Jets	W	14-13
Dec. 12	Kansas City	W	20-6
Dec. 20	San Francisco	L	7-38

POSTSEASON (1-1)

Dec. 27	Miami		
	(AFC Divisional) W	21-14	54,401
Jan. 3	at Baltimore		
	(AFC Championship) L	17-27	56,368

1971 (8-4-2)

Head Coach: John Madden	Result	Score	Attend
Sept. 19	at New England	L	6-20
Sept. 26	at San Diego	W	34-0
Oct. 4	at Cleveland	W	34-20
Oct. 10	at Denver	W	27-16
Oct. 17	Philadelphia	W	34-10
Oct. 24	Cincinnati	W	31-27
Oct. 31	Kansas City	T	20-20
Nov. 7	at New Orleans	T	21-21
Nov. 14	Houston	W	41-21
Nov. 21	San Diego	W	34-33
Nov. 28	Baltimore	L	14-37
Dec. 5	at Atlanta	L	13-24
Dec. 12	at Kansas City	L	14-16
Dec. 19	Denver	W	21-13

1972 (10-3-1)

Head Coach: John Madden	Result	Score	Attend
Sept. 17	at Pittsburgh	L	28-34
Sept. 24	at Green Bay	W	20-14
Oct. 1	San Diego	T	17-17
Oct. 9	at Houston	W	34-0
Oct. 15	Buffalo	W	28-16
Oct. 22	Denver	L	23-30
Oct. 29	L.A. Rams	W	45-17
Nov. 5	at Kansas City	L	14-27
Nov. 12	at Cincinnati	W	20-14
Nov. 19	at Denver	W	37-20
Nov. 26	Kansas City	W	26-3
Dec. 3	at San Diego	W	21-19
Dec. 11	N.Y. Jets	W	24-16
Dec. 17	Chicago	W	28-21

POSTSEASON (0-1)

Dec. 23	at Pittsburgh		
	(AFC Divisional) L	7-13	50,350



John Madden

ALL-TIME RESULTS BY SEASON

1973 (9-4-1)

Head Coach: John Madden	Result	Score	Attend
Sept. 16 at Minnesota	L	16-24	46,619
Sept. 23 Miami (Berkeley)	W	12-7	74,121
Sept. 30 at Kansas City	L	3-16	72,621
Oct. 7 at St. Louis	W	17-10	49,051
Oct. 14 at San Diego	W	27-17	52,630
Oct. 22 at Denver	T	23-23	51,270*
Oct. 28 at Baltimore	W	34-21	59,008
Nov. 4 N.Y. Giants	W	42-0	53,964
Nov. 11 Pittsburgh	L	9-17	53,987
Nov. 18 Cleveland	L	3-7	53,889
Nov. 25 San Diego	W	31-3	53,562
Dec. 2 at Houston	W	17-6	25,801
Dec. 8 Kansas City	W	37-7	53,061
Dec. 16 Denver	W	21-17	54,020

POSTSEASON (1-1)

Dec. 22 Pittsburgh (AFC Divisional)	W	33-14	53,662
Dec. 30 at Miami (AFC Championship)	L	10-27	80,047

1974 (12-2)

Head Coach: John Madden	Result	Score	Attend
Sept. 16 at Buffalo	L	20-21	80,020*
Sept. 22 Kansas City	W	27-7	52,471
Sept. 29 at Pittsburgh	W	17-0	48,304
Oct. 6 at Cleveland	W	40-24	69,907
Oct. 13 at San Diego	W	14-10	40,539
Oct. 20 Cincinnati	W	30-27	54,020
Oct. 27 at San Francisco	W	35-24	61,385
Nov. 3 at Denver	W	28-17	51,706
Nov. 10 Detroit	W	35-13	54,020
Nov. 17 San Diego	W	17-10	53,880
Nov. 24 Denver	L	17-20	54,020
Dec. 1 New England	W	41-26	54,020
Dec. 8 at Kansas City	W	7-6	76,711
Dec. 14 Dallas	W	27-23	54,020*

POSTSEASON (1-1)

Dec. 21 Miami (AFC Divisional)	W	28-26	54,020
Dec. 29 Pittsburgh (AFC Championship)	L	13-24	54,004

1975 (11-3)

Head Coach: John Madden	Result	Score	Attend
Sept. 22 at Miami	W	31-21	78,744*
Sept. 28 at Baltimore	W	31-20	41,023
Oct. 5 at San Diego	W	6-0	34,147
Oct. 12 at Kansas City	L	10-42	63,870
Oct. 19 at Cincinnati	L	10-14	56,058
Oct. 26 San Diego	W	25-0	53,791
Nov. 2 at Denver	W	42-17	52,868
Nov. 9 New Orleans	W	48-10	53,764
Nov. 16 Cleveland	W	38-17	53,944
Nov. 23 at Washington	W	26-23 (OT)	55,004
Nov. 30 Atlanta	W	37-34 (OT)	53,804
Dec. 8 Denver	W	17-10	54,037*
Dec. 14 Houston	L	26-27	54,020
Dec. 21 Kansas City	W	28-20	54,020

POSTSEASON (1-1)

Dec. 28 Cincinnati (AFC Divisional)	W	31-28	53,994
Jan. 4 at Pittsburgh (AFC Championship)	L	10-16	49,103

1976 (13-1)

Head Coach: John Madden	Result	Score	Attend
Sept. 12 Pittsburgh	W	31-28	52,718
Sept. 20 at Kansas City	W	24-21	63,225*
Sept. 26 at Houston	W	14-13	45,426
Oct. 3 at New England	L	17-48	59,837
Oct. 10 at San Diego	W	27-17	52,546

Oct. 17 at Denver	W	17-10	63,532
Oct. 24 Green Bay	W	18-14	53,751
Oct. 31 Denver	W	19-6	53,805
Nov. 7 at Chicago	W	28-27	57,359
Nov. 14 Kansas City	W	21-10	53,795
Nov. 21 at Philadelphia	W	26-7	65,990
Nov. 28 Tampa Bay	W	49-16	53,249
Dec. 6 Cincinnati	W	35-20	54,037*
Dec. 12 San Diego	W	24-0	53,658

POSTSEASON (3-0)

Dec. 18 New England (AFC Divisional)	W	24-21	54,037
Dec. 26 Pittsburgh (AFC Championship)	W	24-7	53,821
Jan. 9 Minnesota (SB XI at Pasadena)	W	32-14	103,424

1977 (11-3)

Head Coach: John Madden	Result	Score	Attend
Sept. 18 San Diego	W	24-0	52,960
Sept. 25 at Pittsburgh	W	16-7	50,398
Oct. 3 at Kansas City	W	37-28	63,393*
Oct. 9 at Cleveland	W	26-10	81,503
Oct. 16 Denver	L	7-30	54,598
Oct. 23 at N.Y. Jets	W	28-27	60,359
Oct. 30 at Denver	W	24-14	75,086
Nov. 6 Seattle	W	44-7	54,027
Nov. 13 Houston	W	34-29	54,598
Nov. 20 at San Diego	L	7-12	52,127
Nov. 28 Buffalo	W	34-13	54,598*
Dec. 4 at L.A. Rams	L	14-20	71,039
Dec. 11 Minnesota	W	35-13	54,598
Dec. 18 Kansas City	W	21-20	54,499

POSTSEASON (1-1)

Dec. 24 at Baltimore (AFC Divisional)	W	37-31 (OT)	60,763
Jan. 1 at Denver (AFC Championship)	L	17-20	75,044

1978 (9-7)

Head Coach: John Madden	Result	Score	Attend
Sept. 3 at Denver	L	6-14	75,092
Sept. 10 at San Diego	W	21-20	52,469
Sept. 17 at Green Bay	W	28-3	56,212
Sept. 24 New England	L	14-21	53,500*
Oct. 1 at Chicago	W	25-19 (OT)	57,359
Oct. 8 Houston	W	21-17	54,468
Oct. 15 Kansas City	W	28-6	54,422
Oct. 22 at Seattle	L	7-27	64,799
Oct. 29 San Diego	L	23-27	54,599
Nov. 5 at Kansas City	W	20-10	77,857
Nov. 13 at Cincinnati	W	34-21	56,524*
Nov. 19 Detroit	W	29-17	54,422
Nov. 26 Seattle	L	16-17	55,000
Dec. 3 Denver	L	6-21	54,616*
Dec. 10 at Miami	L	6-23	75,419
Dec. 17 Minnesota	W	27-20	54,599

1979 (9-7)

Head Coach: Tom Flores	Result	Score	Attend
Sept. 2 at L.A. Rams	W	24-17	63,925
Sept. 9 at San Diego	L	10-30	52,413
Sept. 16 at Seattle	L	10-27	64,761
Sept. 23 at Kansas City	L	7-35	69,308
Sept. 30 Denver	W	27-3	54,599
Oct. 8 Miami	W	13-3	54,600*
Oct. 14 Atlanta	W	50-19	54,446
Oct. 21 at N.Y. Jets	L	19-28	60,372
Oct. 25 San Diego	W	45-22	54,583*
Nov. 4 San Francisco	W	23-10	54,583
Nov. 11 at Houston	L	17-31	54,383
Nov. 18 Kansas City	L	21-24	54,583
Nov. 25 at Denver	W	14-10	75,103

ALL-TIME RESULTS BY SEASON

Dec. 3	at New Orleans	W	42-35	71,323*
Dec. 9	Cleveland	W	19-14	54,583
Dec. 16	Seattle	L	24-29	54,538

1980 (11-5)

Head Coach: Tom Flores	Result	Score	Attend
Sept. 7	at Kansas City	W	27-14
Sept. 14	at San Diego	L	24-30 (OT)
Sept. 21	Washington	W	24-21
Sept. 28	at Buffalo	L	7-24
Oct. 5	Kansas City	L	17-31
Oct. 12	San Diego	W	38-24
Oct. 20	at Pittsburgh	W	45-34
Oct. 26	Seattle	W	33-14
Nov. 2	Miami	W	16-10
Nov. 9	Cincinnati	W	28-17
Nov. 17	at Seattle	W	19-17
Nov. 23	at Philadelphia	L	7-10
Dec. 1	Denver	W	9-3
Dec. 7	Dallas	L	13-19
Dec. 14	at Denver	W	24-21
Dec. 21	at N.Y. Giants	W	33-17

POSTSEASON (4-0)

Dec. 28	Houston (AFC Wild Card)	W	27-7
Jan. 4	at Cleveland (AFC Divisional)	W	14-12
Jan. 11	at San Diego (AFC Championship)	W	34-27
Jan. 25	Philadelphia (SB XV at New Orleans)	W	27-10

1981 (7-9)

Head Coach: Tom Flores	Result	Score	Attend
Sept. 6	at Denver	L	7-9
Sept. 14	at Minnesota	W	36-10
Sept. 20	Seattle	W	20-10
Sept. 27	at Detroit	L	0-16
Oct. 4	Denver	L	0-17
Oct. 11	at Kansas City	L	0-27
Oct. 18	Tampa Bay	W	18-16
Oct. 25	Kansas City	L	17-28
Nov. 1	New England	W	27-17
Nov. 8	at Houston	L	16-17
Nov. 15	at Miami	W	33-17
Nov. 22	San Diego	L	21-55
Nov. 29	at Seattle	W	32-31
Dec. 7	Pittsburgh	W	30-27
Dec. 13	Chicago	L	6-23
Dec. 21	at San Diego	L	10-23

1982 (8-1)

Head Coach: Tom Flores	Result	Score	Attend
Sept. 12	at San Francisco	W	23-17
Sept. 19	at Atlanta	W	38-14
Nov. 22	San Diego	W	28-24
Nov. 28	at Cincinnati	L	17-31
Dec. 5	Seattle	W	28-23
Dec. 12	at Kansas City	W	21-16
Dec. 18	L.A. Rams	W	37-31
Dec. 26	Denver	W	27-10
Jan. 2	at San Diego	W	41-34

POSTSEASON (1-1)

Jan. 8	Cleveland (AFC Playoff Rd. 1)	W	27-10
Jan. 15	N.Y. Jets (AFC Playoff Rd. 2)	L	14-17

1983 (12-4)

Head Coach: Tom Flores	Result	Score	Attend
Sept. 4	at Cincinnati	W	20-10
Sept. 11	Houston	W	20-6
Sept. 19	Miami	W	27-14
Sept. 25	at Denver	W	22-7
Oct. 2	at Washington	L	35-37
Oct. 9	Kansas City	W	21-20
Oct. 16	at Seattle	L	36-38
Oct. 23	at Dallas	W	40-38
Oct. 30	Seattle	L	21-34
Nov. 13	Denver	W	22-20
Nov. 20	at Buffalo	W	27-24
Nov. 27	N.Y. Giants	W	27-12
Dec. 1	at San Diego	W	42-10
Dec. 11	St. Louis	L	24-34
Dec. 18	San Diego	W	30-14

POSTSEASON (3-0)

Jan. 1	Pittsburgh (AFC Divisional)	W	38-10
Jan. 8	Seattle (AFC Championship)	W	30-14
Jan. 22	Washington (SB XVIII at Tampa)	W	38-9



Tom Flores

1984 (11-5)

Head Coach: Tom Flores	Result	Score	Attend
Sept. 2	at Houston	W	24-14
Sept. 9	Green Bay	W	28-7
Sept. 16	at Kansas City	W	22-20
Sept. 24	San Diego	W	33-30
Sept. 30	at Denver	L	13-16
Oct. 7	Seattle	W	28-14
Oct. 14	Minnesota	W	23-20
Oct. 21	at San Diego	W	44-37
Nov. 4	at Chicago	L	6-17
Nov. 12	at Seattle	L	14-17
Nov. 18	Kansas City	W	17-7
Nov. 25	Indianapolis	W	21-7
Dec. 2	at Miami	W	45-34
Dec. 10	at Detroit	W	24-3
Dec. 16	Pittsburgh	L	7-13

POSTSEASON (0-1)

Dec. 22	at Seattle (AFC Wild Card)	L	7-13
---------	----------------------------	---	------

1985 (12-4)

Head Coach: Tom Flores	Result	Score	Attend
Sept. 8	N.Y. Jets	W	31-0
Sept. 12	at Kansas City	L	20-36
Sept. 22	San Francisco	L	10-34
Sept. 29	at New England	W	35-20
Oct. 6	Kansas City	W	19-10

ALL-TIME RESULTS BY SEASON

Oct. 13	New Orleans	W	23-13	56,269
Oct. 20	at Cleveland	W	21-20	79,833
Oct. 28	San Diego	W	34-21	72,022*
Nov. 3	at Seattle	L	3-33	64,942
Nov. 10	at San Diego	L	34-40 (OT)	60,142
Nov. 17	Cincinnati	W	13-6	59,012
Nov. 24	Denver	W	31-28 (OT)	79,039
Dec. 1	at Atlanta	W	34-24	44,712
Dec. 8	at Denver	W	17-14 (OT)	75,100
Dec. 15	Seattle	W	13-3	81,201
Dec. 23	at L.A. Rams	W	16-6	68,904*

POSTSEASON (0-1)

Jan. 5	New England (AFC Divisional)	L	20-27	89,289
--------	------------------------------	---	-------	--------

1986 (8-8)

Head Coach: Tom Flores		Result	Score	Attend
Sept. 7	at Denver	L	36-38	75,898
Sept. 14	at Washington	L	6-10	55,622
Sept. 21	N.Y. Giants	L	9-14	73,318
Sept. 28	San Diego	W	17-13	67,147
Oct. 5	at Kansas City	W	24-17	78,671
Oct. 12	Seattle	W	14-10	73,055
Oct. 19	at Miami	W	30-28	75,284
Oct. 26	at Houston	W	28-17	46,459
Nov. 2	Denver	L	10-21	92,496
Nov. 9	at Dallas	W	17-13	63,147
Nov. 16	Cleveland	W	27-14	70,030
Nov. 20	at San Diego	W	37-31 (OT)	60,692*
Nov. 30	Philadelphia	L	27-33 (OT)	60,117
Dec. 8	at Seattle	L	0-37	64,944*
Dec. 14	Kansas City	L	17-20	68,771
Dec. 21	Indianapolis	L	24-30	55,147

1987 (5-10)

Head Coach: Tom Flores		Result	Score	Attend
Sept. 13	at Green Bay	W	20-0	56,999
Sept. 20	Detroit	W	27-7	52,105
Oct. 4	Kansas City	W	35-17	26,645
Oct. 12	at Denver	L	14-30	63,452*
Oct. 18	San Diego	L	17-23	34,807
Oct. 25	Seattle	L	13-35	59,010
Nov. 1	at New England	L	23-26	61,000
Nov. 8	at Minnesota	L	20-31	63,208
Nov. 15	at San Diego	L	14-16	61,970*
Nov. 22	Denver	L	17-23	68,116
Nov. 30	at Seattle	W	37-14	64,640*
Dec. 6	Buffalo	W	34-21	52,100
Dec. 13	at Kansas City	L	10-16	70,219
Dec. 20	Cleveland	L	17-24	51,019
Dec. 27	Chicago	L	3-6	86,011

1988 (7-9)

Head Coach: Mike Shanahan		Result	Score	Attend
Sept. 4	San Diego	W	24-13	45,171
Sept. 11	at Houston	L	35-38	47,305
Sept. 18	L.A. Rams	L	17-22	86,027
Sept. 26	at Denver	W	30-27 (OT)	76,180*
Oct. 2	Cincinnati	L	21-45	45,584
Oct. 9	Miami	L	14-24	55,178
Oct. 16	at Kansas City	W	27-17	78,516
Oct. 23	at New Orleans	L	6-20	69,134
Oct. 30	Kansas City	W	17-10	44,032
Nov. 6	at San Diego	W	13-3	60,786*
Nov. 13	at San Francisco	W	9-3	64,523
Nov. 20	Atlanta	L	6-12	48,108
Nov. 28	at Seattle	L	27-35	64,627*
Dec. 4	Denver	W	21-20	69,201
Dec. 11	at Buffalo	L	21-37	80,217
Dec. 18	Seattle	L	37-43	66,540

1989 (8-8)

Head Coach: Shanahan/Shell		Result	Score	Attend
Sept. 10	San Diego	W	40-14	43,086
Sept. 17	at Kansas City	L	19-24	77,649
Sept. 24	at Denver	L	21-31	76,055
Oct. 1	Seattle	L	20-24	48,002
Oct. 9	at N.Y. Jets	W	14-7	76,891*
Oct. 15	Kansas City	W	20-14	44,131
Oct. 22	at Philadelphia	L	7-10	66,883
Oct. 29	Washington	W	37-24	56,763
Nov. 5	Cincinnati	W	28-7	54,241
Nov. 12	at San Diego	L	12-14	62,257*
Nov. 19	at Houston	L	7-23	61,824
Nov. 26	New England	W	24-21	41,349
Dec. 3	Denver	W	16-13 (OT)	90,016
Dec. 10	Phoenix	W	16-14	46,053
Dec. 17	at Seattle	L	17-23	64,632*
Dec. 24	at N.Y. Giants	L	17-34	77,073

NOTE -- Shanahan served as head coach for first four games before Shell replaced him.

1990 (12-4)

Head Coach: Art Shell		Result	Score	Attend
Sept. 9	Denver	W	14-9	55,684
Sept. 16	at Seattle	W	17-13	64,531
Sept. 23	Pittsburgh	W	20-3	51,063
Sept. 30	Chicago	W	24-10	81,237
Oct. 7	at Buffalo	L	24-38	80,332*
Oct. 14	Seattle	W	24-17	51,101
Oct. 21	at San Diego	W	24-9	62,565
Nov. 4	at Kansas City	L	7-9	77,937
Nov. 11	Green Bay	L	16-29	52,638
Nov. 19	at Miami	W	13-10	72,393*
Nov. 25	Kansas City	L	24-27	65,303
Dec. 2	at Denver	W	23-20	76,109
Dec. 10	at Detroit	W	38-31	80,066*
Dec. 16	Cincinnati	W	24-7	55,110
Dec. 22	at Minnesota	W	28-24	63,314
Dec. 30	San Diego	W	17-12	64,445

POSTSEASON (1-1)

Jan. 13	Cincinnati (AFC Divisional)	W	20-10	92,488
Jan. 20	at Buffalo (AFC Championship)	L	3-51	80,632



Art Shell

1991 (9-7)

Head Coach: Art Shell		Result	Score	Attend
Sept. 1	at Houston	L	17-47	62,425
Sept. 8	Denver	W	16-13	50,812
Sept. 15	Indianapolis	W	16-0	42,008
Sept. 22	at Atlanta	L	17-21	59,241
Sept. 29	San Francisco	W	12-6	92,488

ALL-TIME RESULTS BY SEASON

Oct. 6	San Diego	L	13-21	46,029
Oct. 13	at Seattle	W	23-20 (OT)	64,605*
Oct. 20	L.A. Rams	W	20-17	86,203
Oct. 28	at Kansas City	L	21-24	77,870*
Nov. 10	at Denver	W	17-16	76,087
Nov. 17	Seattle	W	31-7	50,302
Nov. 24	at Cincinnati	W	38-14	60,046
Dec. 1	at San Diego	W	9-7	61,610*
Dec. 8	Buffalo	L	27-30 (OT)	86,746
Dec. 16	at New Orleans	L	0-27	68,625*
Dec. 22	Kansas City	L	21-27	67,012
POSTSEASON (0-1)				
Dec. 28	at Kansas City (AFC Wild Card)	L	6-10	77,191

1992 (7-9)

Head Coach: Art Shell		Result	Score	Attend
Sept. 6	at Denver	L	13-17	75,758*
Sept. 13	at Cincinnati	L	21-24 (OT)	58,445
Sept. 20	Cleveland	L	16-28	48,537
Sept. 28	at Kansas City	L	7-27	77,622*
Oct. 4	N.Y. Giants	W	13-10	43,103
Oct. 11	Buffalo	W	20-3	53,017
Oct. 18	at Seattle	W	19-0	65,896
Oct. 25	Dallas	L	13-28	92,488
Nov. 8	at Philadelphia	L	10-31	66,726
Nov. 15	Seattle	W	20-3	58,564
Nov. 22	Denver	W	24-0	50,129
Nov. 29	at San Diego	L	3-27	62,350
Dec. 6	Kansas City	W	28-7	45,227
Dec. 14	at Miami	L	7-20	72,220*
Dec. 20	San Diego	L	14-36	40,430
Dec. 26	at Washington	W	21-20	56,454

1993 (10-6)

Head Coach: Art Shell		Result	Score	Attend
Sept. 5	Minnesota	W	24-7	45,136
Sept. 12	at Seattle	W	17-13	65,639*
Sept. 19	Cleveland	L	16-19	49,101
Oct. 3	at Kansas City	L	9-24	78,263
Oct. 10	N.Y. Jets	W	24-20	42,156
Oct. 18	at Denver	W	23-20	75,937*
Oct. 31	San Diego	L	23-30	46,090
Nov. 7	at Chicago	W	16-14	66,950
Nov. 14	Kansas City	L	20-31	67,800
Nov. 21	at San Diego	W	12-7	63,059
Nov. 28	at Cincinnati	L	10-16	59,305
Dec. 5	at Buffalo	W	25-24	79,680
Dec. 12	Seattle	W	27-23	38,540
Dec. 19	Tampa Bay	W	27-20	42,453
Dec. 26	at Green Bay	L	0-28	59,507
Jan. 2	Denver	W	33-30 (OT)	67,800

POSTSEASON (1-1)

Jan. 9	Denver (AFC Wild Card)	W	42-24	67,800
Jan. 15	at Buffalo (AFC Divisional)	L	23-29	80,290

1994 (9-7)

Head Coach: Art Shell		Result	Score	Attend
Sept. 5	at San Francisco	L	14-44	69,357*
Sept. 11	Seattle	L	9-38	48,040
Sept. 18	at Denver	W	48-16	75,959
Sept. 25	San Diego	L	24-26	56,037
Oct. 9	at New England	W	21-17	60,992
Oct. 16	at Miami	L	17-20 (OT)	74,207
Oct. 23	Atlanta	W	30-17	43,190
Oct. 30	Houston	W	17-14	43,221
Nov. 6	at Kansas City	L	3-13	79,450*
Nov. 13	at L.A. Rams	W	20-17	68,899
Nov. 20	New Orleans	W	24-19	43,080
Nov. 27	Pittsburgh	L	3-21	60,399

Dec. 5	at San Diego	W	24-17	63,604*
Dec. 11	Denver	W	23-13	60,146
Dec. 18	at Seattle	W	17-16	65,991*
Dec. 24	Kansas City	L	9-19	67,642

1995 (8-8)

Head Coach: Mike White		Result	Score	Attend
Sept. 3	San Diego	W	17-7	50,323
Sept. 10	at Washington	W	20-8	56,454
Sept. 17	at Kansas City	L	17-23 (OT)	79,359
Sept. 24	Philadelphia	W	48-17	50,101
Oct. 1	at N.Y. Jets	W	47-10	77,716*
Oct. 8	Seattle	W	34-14	50,732
Oct. 16	at Denver	L	0-27	75,964*
Oct. 22	Indianapolis	W	30-17	54,444
Nov. 5	at Cincinnati	W	20-17	59,864
Nov. 12	at N.Y. Giants	W	17-13	78,005
Nov. 19	Dallas	L	21-34	54,444
Nov. 27	at San Diego	L	6-12	63,177*
Dec. 3	Kansas City	L	23-29	54,444
Dec. 10	Pittsburgh	L	10-29	54,444
Dec. 17	at Seattle	L	10-44	66,127*
Dec. 24	Denver	L	28-31	54,444

1996 (7-9)

Head Coach: Mike White		Result	Score	Attend
Sept. 1	at Baltimore	L	14-19	64,496
Sept. 8	at Kansas City	L	3-19	79,523
Sept. 15	Jacksonville	W	17-3	46,433
Sept. 22	San Diego	L	34-40	49,249
Sept. 29	at Chicago	L	17-19	66,944
Oct. 6	at N.Y. Jets	W	34-13	77,716
Oct. 13	Detroit	W	37-21	50,125
Oct. 21	at San Diego	W	23-14	62,583*
Nov. 4	Denver	L	21-22	61,656*
Nov. 10	at Tampa Bay	L	17-20 (OT)	46,300
Nov. 17	Minnesota	L	13-16 (OT)	47,175*
Nov. 24	at Seattle	W	27-21	55,057
Dec. 1	Miami	W	17-7	61,436
Dec. 9	Kansas City	W	26-7	61,587*
Dec. 15	at Denver	L	19-24	75,896
Dec. 22	Seattle	L	21-28	47,357

1997 (4-12)

Head Coach: Joe Bugel		Result	Score	Attend
Aug. 31	at Tennessee	L	21-24 (OT)	30,171
Sept. 8	Kansas City	L	27-28	61,523*
Sept. 14	at Atlanta	W	36-31	47,922
Sept. 21	at N.Y. Jets	L	22-23	77,716
Sept. 28	St. Louis	W	35-17	42,506
Oct. 5	San Diego	L	10-25	43,648
Oct. 19	Denver	W	28-25	57,006
Oct. 26	at Seattle	L	34-45	66,624
Nov. 2	at Carolina	L	14-38	71,064
Nov. 9	New Orleans	L	10-13	40,091
Nov. 16	at San Diego	W	38-13	65,714*
Nov. 24	at Denver	L	3-31	75,953*
Nov. 30	Miami	L	16-34	50,569
Dec. 7	at Kansas City	L	0-30	79,818
Dec. 14	Seattle	L	21-22	40,124
Dec. 21	Jacksonville	L	9-20	40,032

1998 (8-8)

Head Coach: Jon Gruden		Result	Score	Attend
Sept. 6	at Kansas City	L	8-28	79,765*
Sept. 13	N.Y. Giants	W	20-17	40,545
Sept. 20	Denver	L	17-34	56,578
Sept. 27	at Dallas	W	13-12	63,544
Oct. 4	at Arizona	W	23-20	53,240
Oct. 11	San Diego	W	7-6	42,467
Oct. 25	Cincinnati	W	27-10	40,089

ALL-TIME RESULTS BY SEASON

Nov. 1	at Seattle	W	31-18	66,246*
Nov. 8	at Baltimore	L	10-13	69,037
Nov. 15	Seattle	W	20-17	51,527
Nov. 22	at Denver	L	14-40	75,931
Nov. 29	Washington	L	19-29	41,409
Dec. 6	Miami	L	17-27	61,254
Dec. 13	at Buffalo	L	21-44	62,002
Dec. 20	at San Diego	W	17-10	60,716
Dec. 26	Kansas City	L	24-31	52,679

1999 (8-8)

Head Coach: Jon Gruden		Result	Score	Attend
Sept. 12	at Green Bay	L	24-28	59,872
Sept. 19	at Minnesota	W	22-17	64,080
Sept. 26	Chicago	W	24-17	50,458
Oct. 3	at Seattle	L	21-22	66,400*
Oct. 10	Denver	L	13-16	55,704
Oct. 17	at Buffalo	W	20-14	71,113
Oct. 24	N.Y. Jets	W	24-23	47,326
Oct. 31	Miami	L	9-16	61,556
Nov. 14	San Diego	W	28-9	43,353
Nov. 22	at Denver	L	21-27 (OT)	70,012*
Nov. 28	Kansas City	L	34-37	48,632
Dec. 5	Seattle	W	30-21	44,716
Dec. 9	at Tennessee	L	14-21	66,357*
Dec. 19	Tampa Bay	W	45-0	46,395
Dec. 26	at San Diego	L	20-23	63,846
Jan. 2	at Kansas City	W	41-38 (OT)	79,026



Jon Gruden

2000 (12-4)

Head Coach: Jon Gruden		Result	Score	Attend
Sept. 3	San Diego	W	9-6	56,373
Sept. 10	at Indianapolis	W	38-31	56,769
Sept. 17	Denver	L	24-33	62,078
Sept. 24	Cleveland	W	36-10	45,702
Oct. 8	at San Francisco	W	34-28 (OT)	68,344
Oct. 15	at Kansas City	W	20-17	79,025
Oct. 22	Seattle	W	31-3	57,490
Oct. 29	at San Diego	W	15-13	66,659*
Nov. 5	Kansas City	W	49-31	62,428
Nov. 13	at Denver	L	24-27	75,951*
Nov. 19	at New Orleans	W	31-22	64,900
Nov. 26	Atlanta	W	41-14	55,175
Dec. 3	at Pittsburgh	L	20-21	55,811
Dec. 10	N.Y. Jets	W	31-7	62,632*
Dec. 16	at Seattle	L	24-27	68,681
Dec. 24	Carolina	W	52-9	60,637

POSTSEASON (1-1)

Jan. 6	Miami (AFC Divisional)	W	27-0	61,998
Jan. 14	Baltimore (AFC Championship)	L	3-16	62,74

2001 (10-6)

Head Coach: Jon Gruden		Result	Score	Attend
Sept. 9	at Kansas City	W	27-24	78,844
Sept. 23	at Miami	L	15-18	73,404
Sept. 30	Seattle	W	38-14	54,629
Oct. 7	Dallas	W	28-21	61,535
Oct. 14	at Indianapolis	W	23-18	56,972*
Oct. 28	at Philadelphia	W	20-10	65,342
Nov. 5	Denver	W	38-28	62,637*
Nov. 11	at Seattle	L	27-34	67,231*
Nov. 18	San Diego	W	34-24	61,960
Nov. 25	at N.Y. Giants	W	28-10	78,756
Dec. 2	Arizona	L	31-34 (OT)	46,601
Dec. 9	Kansas City	W	28-26	60,784
Dec. 15	at San Diego	W	13-6	67,349*
Dec. 22	Tennessee	L	10-13	61,934*
Dec. 30	at Denver	L	17-23	75,582
Jan. 6	N.Y. Jets	L	22-24	62,011

POSTSEASON (1-1)

Jan. 12	N.Y. Jets (Wild Card)	W	38-24	61,503
Jan. 19	at New England (Divisional)	L	13-16 (OT)	60,292

2002 (11-5)

Head Coach: Bill Callahan		Result	Score	Attend
Sept. 8	Seattle	W	31-17	53,260
Sept. 15	at Pittsburgh	W	30-17	62,260*
Sept. 29	Tennessee	W	52-25	58,719
Oct. 6	at Buffalo	W	49-31	73,038
Oct. 13	at St. Louis	L	13-28	66,070
Oct. 20	San Diego	L	21-27 (OT)	60,974
Oct. 27	at Kansas City	L	10-20	78,685
Nov. 3	San Francisco	L	20-23 (OT)	62,660
Nov. 11	at Denver	W	34-10	76,643*
Nov. 17	New England	W	27-20	62,552*
Nov. 24	at Arizona	W	41-20	58,814
Dec. 2	N.Y. Jets	W	26-20	62,257*
Dec. 8	at San Diego	W	27-7	67,968
Dec. 15	at Miami	L	17-23	73,572
Dec. 22	Denver	W	28-16	62,592
Dec. 28	Kansas City	W	24-0	62,078

POSTSEASON (2-1)

Jan. 12	N.Y. Jets (AFC Divisional)	W	30-10	62,207
Jan. 19	Tennessee (AFC Championship)	W	41-24	62,544
Jan. 26	Tampa Bay (SB XXXVII at San Diego)	L	21-48	67,603

2003 (4-12)

Head Coach: Bill Callahan		Result	Score	Attend
Sept. 7	at Tennessee	L	20-25	68,809*
Sept. 14	Cincinnati	W	23-20	50,135
Sept. 22	at Denver	L	10-31	76,753*
Sept. 28	San Diego	W	34-31 (OT)	54,078
Oct. 5	at Chicago	L	21-24	61,099
Oct. 12	at Cleveland	L	7-13	73,318
Oct. 20	Kansas City	L	10-17	62,391*
Nov. 2	at Detroit	L	13-23	61,561
Nov. 9	N.Y. Jets	L	24-27 (OT)	51,909
Nov. 16	Minnesota	W	28-18	56,653
Nov. 23	at Kansas City	L	24-27	78,889
Nov. 30	Denver	L	8-22	57,201
Dec. 7	at Pittsburgh	L	7-27	53,079
Dec. 14	Baltimore	W	20-12	45,398
Dec. 22	Green Bay	L	7-41	62,298*
Dec. 28	at San Diego	L	14-21	62,222

ALL-TIME RESULTS BY SEASON

2004 (5-11)

Head Coach: Norv Turner		Result	Score	Attend
Sept. 12	at Pittsburgh	L	21-24	60,147
Sept. 19	Buffalo	W	13-10	53,610
Sept. 26	Tampa Bay	W	30-20	60,874*
Oct. 3	at Houston	L	17-30	70,741
Oct. 10	at Indianapolis	L	14-35	57,230
Oct. 17	Denver	L	3-31	62,507
Oct. 24	New Orleans	L	26-31	45,337
Oct. 31	at San Diego	L	14-42	66,210
Nov. 7	at Carolina	W	27-24	73,518
Nov. 21	San Diego	L	17-23	46,905
Nov. 28	at Denver	W	25-24	75,936*
Dec. 5	Kansas City	L	27-34	51,292
Dec. 12	at Atlanta	L	10-35	70,616
Dec. 19	Tennessee	W	40-35	44,299
Dec. 25	at Kansas City	L	30-31	77,289
Jan. 2	Jacksonville	L	6-13	41,112

2005 (4-12)

Head Coach: Norv Turner		Result	Score	Attend
Sept. 8	at New England	L	20-30	68,756*
Sept. 18	Kansas City	L	17-23	62,273*
Sept. 25	at Philadelphia	L	20-23	67,735
Oct. 2	Dallas	W	19-13	62,400
Oct. 16	San Diego	L	14-27	52,666
Oct. 23	Buffalo	W	38-17	42,779
Oct. 30	at Tennessee	W	34-25	69,149
Nov. 6	at Kansas City	L	23-27	79,033
Nov. 13	Denver	L	17-31	62,779
Nov. 20	at Washington	W	16-13	90,129
Nov. 27	Miami	L	21-33	49,097
Dec. 4	at San Diego	L	10-34	66,436*
Dec. 11	at N.Y. Jets	L	10-26	77,561
Dec. 18	Cleveland	L	7-9	41,862
Dec. 24	at Denver	L	3-22	76,212
Dec. 31	N.Y. Giants	L	21-30	44,594*

2006 (2-14)

Head Coach: Art Shell		Result	Score	Attend
Sept. 11	San Diego	L	0-27	62,578*
Sept. 17	at Baltimore	L	6-28	70,744
Oct. 1	Cleveland	L	21-24	61,426
Oct. 8	at San Francisco	L	20-34	68,368
Oct. 15	at Denver	L	3-13	76,691*
Oct. 22	Arizona	W	22-9	61,595
Oct. 29	Pittsburgh	W	20-13	62,385
Nov. 6	at Seattle	L	0-16	67,816*
Nov. 12	Denver	L	13-17	62,094
Nov. 19	at Kansas City	L	13-17	78,097
Nov. 26	at San Diego	L	14-21	66,105
Dec. 3	Houston	L	14-23	46,276
Dec. 10	at Cincinnati	L	10-27	65,882
Dec. 17	St. Louis	L	0-20	50,164
Dec. 23	Kansas City	L	9-20	61,446*
Dec. 31	at N.Y. Jets	L	3-23	78,039

2007 (4-12)

Head Coach: Lane Kiffin		Result	Score	Attend
Sept. 9	Detroit	L	21-36	61,547
Sept. 16	at Denver	L	20-23 (OT)	76,784
Sept. 23	Cleveland	W	26-24	51,075
Sept. 30	at Miami	W	35-17	70,621
Oct. 14	at San Diego	L	14-28	67,523
Oct. 21	Kansas City	L	10-12	62,240
Oct. 28	at Tennessee	L	9-13	69,143
Nov. 4	Houston	L	17-24	49,603
Nov. 11	Chicago	L	6-17	62,715
Nov. 18	at Minnesota	L	22-29	62,960
Nov. 25	at Kansas City	W	20-17	76,210
Dec. 2	Denver	W	34-20	61,990
Dec. 9	at Green Bay	L	7-38	70,828

Dec. 16	Indianapolis	L	14-21	62,000
Dec. 23	at Jacksonville	L	11-49	66,905
Dec. 30	San Diego	L	17-30	61,706

2008 (5-11)

Head Coach: Kiffin/Cable		Result	Score	Attend
Sept. 8	Denver	L	14-41	62,762*
Sept. 14	at Kansas City	W	23-8	74,480
Sept. 21	at Buffalo	L	23-24	71,297
Sept. 28	San Diego	L	18-28	61,808
Oct. 12	at New Orleans	L	3-34	70,068
Oct. 19	N.Y. Jets	W	16-13 (OT)	61,901
Oct. 26	at Baltimore	L	10-29	71,254
Nov. 2	Atlanta	L	0-24	61,196
Nov. 9	Carolina	L	6-17	47,888
Nov. 16	at Miami	L	15-17	65,113
Nov. 23	at Denver	W	31-10	76,067
Nov. 30	Kansas City	L	13-20	61,379
Dec. 4	at San Diego	L	7-34	68,097*
Dec. 14	New England	L	26-49	62,179
Dec. 21	Houston	W	27-16	43,687
Dec. 28	at Tampa Bay	W	31-24	64,847

NOTE -- Kiffin served as head coach for first four games before Cable replaced him.

2009 (5-11)

Head Coach: Tom Cable		Result	Score	Attend
Sept. 14	San Diego	L	20-24	61,940*
Sept. 20	at Kansas City	W	13-10	69,169
Sept. 27	Denver	L	3-23	45,602
Oct. 4	at Houston	L	6-29	70,291
Oct. 11	at N.Y. Giants	L	7-44	79,012
Oct. 18	Philadelphia	W	13-9	49,642
Oct. 25	N.Y. Jets	L	0-38	39,354
Nov. 1	at San Diego	L	16-24	67,016
Nov. 15	Kansas City	L	10-16	40,720
Nov. 22	Cincinnati	W	20-17	34,112
Nov. 26	at Dallas	L	7-24	83,489
Dec. 6	at Pittsburgh	W	27-24	61,820
Dec. 13	Washington	L	13-34	44,506
Dec. 20	at Denver	W	20-19	74,502
Dec. 27	at Cleveland	L	9-23	67,964
Jan. 3	Baltimore	L	13-21	38,400

2010 (8-8)

Head Coach: Tom Cable		Result	Score	Attend
Sept. 12	at Tennessee	L	13-38	69,143
Sept. 19	St. Louis	W	16-14	48,396
Sept. 26	at Arizona	L	23-24	62,439
Oct. 3	Houston	L	24-31	32,218
Oct. 10	San Diego	W	35-27	48,279
Oct. 17	at San Francisco	L	9-17	69,732
Oct. 24	at Denver	W	59-14	75,835
Oct. 31	Seattle	W	33-3	35,721
Nov. 7	Kansas City	W	23-20 (OT)	61,075
Nov. 21	at Pittsburgh	L	3-35	64,987
Nov. 28	Miami	L	17-33	48,946
Dec. 5	at San Diego	W	28-13	68,183
Dec. 12	at Jacksonville	L	31-38	62,570
Dec. 19	Denver	W	39-23	44,246
Dec. 26	Indianapolis	L	26-31	52,567
Jan. 2	at Kansas City	W	31-10	67,045

2011 (8-8)

Head Coach: Hue Jackson		Result	Score	Attend
Sept. 12	at Denver	W	23-20	75,671*
Sept. 18	at Buffalo	L	35-38	68,191
Sept. 25	N.Y. Jets	W	34-24	61,546
Oct. 2	New England	L	19-31	62,572
Oct. 9	at Houston	W	25-20	71,420
Oct. 16	Cleveland	W	24-17	57,300

ALL-TIME RESULTS BY SEASON

Oct. 23	Kansas City	L	0-28	57,361
Nov. 6	Denver	L	24-38	58,125
Nov. 10	at San Diego	W	24-17	68,109*
Nov. 20	at Minnesota	W	27-21	62,748
Nov. 27	Chicago	W	25-20	59,244
Dec. 4	at Miami	L	14-34	57,225
Dec. 11	at Green Bay	L	16-46	70,524
Dec. 18	Detroit	L	27-28	59,069
Dec. 24	at Kansas City	W	16-13 (OT)	70,803
Jan. 1	San Diego	L	26-38	58,721

2012 (4-12)

Head Coach: Dennis Allen				
	Result	Score	Attend	
Sept. 10	San Diego	L	14-22	61,896*
Sept. 16	at Miami	L	13-35	54,245
Sept. 23	Pittsburgh	W	34-31	62,373
Sept. 30	at Denver	L	6-37	76,787
Oct. 14	at Atlanta	L	20-23	69,383
Oct. 21	Jacksonville	W	26-23 (OT)	51,634
Oct. 28	at Kansas City	W	26-16	74,730
Nov. 4	Tampa Bay	L	32-42	52,055
Nov. 11	at Baltimore	L	20-55	71,339
Nov. 18	New Orleans	L	17-38	56,880
Nov. 25	at Cincinnati	L	10-34	56,503
Dec. 2	Cleveland	L	17-20	43,641
Dec. 6	Denver	L	13-26	53,807*
Dec. 16	Kansas City	W	15-0	51,446
Dec. 23	at Carolina	L	6-17	73,026
Dec. 30	at San Diego	L	21-24	66,486

2013 (4-12)

Head Coach: Dennis Allen				
	Result	Score	Attend	
Sept. 8	at Indianapolis	L	17-21	65,412
Sept. 15	Jacksonville	W	19-9	49,400
Sept. 23	at Denver	L	21-37	76,978*

Sept. 29	Washington	L	14-24	53,549
Oct. 6	San Diego	W	27-17	48,834*
Oct. 13	at Kansas City	L	7-24	76,394
Oct. 27	Pittsburgh	W	21-18	52,950
Nov. 3	Philadelphia	L	20-49	51,751
Nov. 10	at N.Y. Giants	L	20-24	80,366
Nov. 17	at Houston	W	28-23	71,726
Nov. 24	Tennessee	L	19-23	46,001
Nov. 28	at Dallas	L	31-24	87,572
Dec. 8	at N.Y. Jets	L	27-37	76,957
Dec. 15	Kansas City	L	31-56	49,571
Dec. 22	at San Diego	L	13-26	65,675
Dec. 29	Denver	L	14-34	51,500

2014 (3-13)

Head Coach: Allen/Sparano				
	Result	Score	Attend	
Sept. 7	at New York Jets	L	14-19	78,160
Sept. 14	Houston	L	14-30	54,063
Sept. 21	at New England	L	9-16	68,756
Sept. 28	Miami (Wembley)	L	14-38	83,436
Oct. 12	San Diego	L	28-31	53,329
Oct. 19	Arizona	L	13-24	52,101
Oct. 26	at Cleveland	L	13-23	67,431
Nov. 2	at Seattle	L	24-30	68,337
Nov. 9	Denver	L	17-41	54,803
Nov. 16	at San Diego	L	6-13	66,720
Nov. 20	Kansas City	W	24-20	*52,865
Nov. 30	at St. Louis	L	0-52	55,650
Dec. 7	San Francisco	W	24-13	55,300
Dec. 14	at Kansas City	L	13-31	72,153
Dec. 21	Buffalo	W	26-24	53,436
Dec. 28	at Denver	L	14-47	76,929

NOTE -- Allen served as head coach for first four games before Tony Sparano replaced him.



Tom Flores

RAIDERS VS. THE NFL

RAIDERS vs. *ARIZONA

Raiders lead series, 5-4

1973	Oak. 17, at StLC. 10
1983	StLC. 34, at LARai. 24
1989	at LARai. 16, PhoC. 14
1998	Oak. 23, at Ari. 20
2001	Ari. 34, at Oak. 31 (OT)
2002	Oak. 41, at Ari. 20
2006	at Oak. 22, Ari. 9
2010	at Ari. 24, Oak. 23
2014	Ari. 24, at Oak. 13

*Franchise in St. Louis prior to 1988; known as Phoenix Cardinals prior to 1994.

RAIDERS vs. ATLANTA

Raiders lead series, 7-6

1971	at Atl. 24, Oak. 13
1975	at Oak. 37, Atl. 34 (OT)
1979	at Oak. 50, Atl. 19
1982	LARai. 38, at Atl. 14
1985	LARai. 34, at Atl. 24
1988	Atl. 12, at LARai. 6
1991	at Atl. 21, LARai. 17
1994	at LARai. 30, Atl. 17
1997	Oak. 36, at Atl. 31
2000	at Oak. 41, Atl. 14
2004	at Atl. 35, Oak. 10
2008	Atl. 24, at Oak. 0
2012	at Atl. 23, Oak. 20

RAIDERS vs. BALTIMORE

Baltimore leads series, 6-1

1996	at Bal. 19, Oak. 14
1998	at Bal. 13, Oak. 10
2003	at Oak. 20, Bal. 12
2006	at Bal. 28, Oak. 6
2008	at Bal. 29, Oak. 10
2009	Bal. 21, at Oak. 13
2012	at Bal. 55, Oak. 20

RAIDERS vs. BUFFALO

Raiders lead series, 20-17

1960	at Buf. 38, Oak. 9
	at Oak. 20, Buf. 7
1961	Oak. 31, at Buf. 22
	Buf. 26, at Oak. 21
1962	at Buf. 14, Oak. 6
	Buf. 10, at Oak. 6
1963	at Oak. 35, Buf. 17
	at Buf. 12, Oak. 0
1964	at Buf. 23, Oak. 20
	at Oak. 16, Buf. 13
1965	at Buf. 17, Oak. 12
	Buf. 17, at Oak. 14
1966	Buf. 31, at Oak. 10
1967	Oak. 24, at Buf. 20
	at Oak. 28, Buf. 21
1968	Oak. 48, at Buf. 6
	at Oak. 13, Buf. 10
1969	at Oak. 50, Buf. 21
1972	at Oak. 28, Buf. 16
1974	at Buf. 21, Oak. 20
1977	at Oak. 34, Buf. 13
1980	at Buf. 24, Oak. 7
1983	LARai. 27, at Buf. 24
1987	at LARai. 34, Buf. 21
1988	at Buf. 37, LARai. 21
1990	at Buf. 38, LARai. 24
1991	Buf. 30, at LARai. 27 (OT)
1992	at LARai. 20, Buf. 3
1993	LARai. 25, at Buf. 24
1998	at Buf. 44, Oak. 21
1999	Oak. 20, at Buf. 14
2002	Oak. 49, at Buf. 31
2004	at Oak. 13, Buf. 10

2005	at Oak. 38, Buf. 17
2008	at Buf. 24, Oak. 23
2011	at Buf. 38, Oak. 35
2014	at Oak. 26, Buf. 24



LB Khalil Mack

RAIDERS vs. CAROLINA

Carolina leads series, 3-2

1997	at Car. 38, Oak. 14
2000	at Oak. 52, Car. 9
2004	Oak. 27, at Car. 24
2008	Car. 17, at Oak. 6
2012	at Car. 17, Oak. 6

RAIDERS vs. CHICAGO

Raiders lead series, 7-6

1972	at Oak. 28, Chi. 21
1976	Oak. 28, at Chi. 27
1978	Oak. 25, at Chi. 19 (OT)
1981	Chi. 23, at Oak. 6
1984	at Chi. 17, LARai. 6
1987	Chi. 6, at LARai. 3
1990	at LARai. 24, Chi. 10
1993	LARai. 16, at Chi. 14
1996	at Chi. 19, Oak. 17
1999	at Oak. 24, Chi. 17
2003	at Chi. 24, Oak. 21
2007	Chi. 17, at Oak. 6
2011	at Oak. 25, Chi. 20

RAIDERS vs. CINCINNATI

Raiders lead series, 18-9

1968	at Oak. 31, Cin. 10
	Oak. 34, at Cin. 0
1969	at Cin. 31, Oak. 17
	at Oak. 37, Cin. 17
1970	at Cin. 31, Oak. 21
1971	at Oak. 31, Cin. 27
1972	Oak. 20, at Cin. 14
1974	at Oak. 30, Cin. 27
1975	at Cin. 14, Oak. 10
1976	at Oak. 35, Cin. 20
1978	Oak. 34, at Cin. 21
1980	at Oak. 28, Cin. 17
1982	at Cin. 31, LARai. 17
1983	LARai. 20, at Cin. 10
1985	at LARai. 13, Cin. 6
1988	Cin. 45, at LARai. 21
1989	at LARai. 28, Cin. 7
1990	at LARai. 24, Cin. 7
1991	LARai. 38, at Cin. 14
1992	at Cin. 24, LARai. 21 (OT)
1993	at Cin. 16, LARai. 10
1995	Oak. 20, at Cin. 17
1998	at Oak. 27, Cin. 10
2003	at Oak. 23, Cin. 20
2006	at Cin. 27, Oak. 10

2009	at Oak. 20, Cin. 17
2012	at Cin. 34, Oak. 10

RAIDERS vs. CLEVELAND

Raiders lead series, 11-10

1970	at Oak. 23, Cle. 20
1971	Oak. 34, at Cle. 20
1973	Cle. 7, at Oak. 3
1974	Oak. 40, at Cle. 24
1975	at Oak. 38, Cle. 17
1977	Oak. 26, at Cle. 10
1979	at Oak. 19, Cle. 14
1985	LARai. 21, at Cle. 20
1986	at LARai. 27, Cle. 14
1987	Cle. 24, at LARai. 17
1992	Cle. 28, at LARai. 16
1993	Cle. 19, at LARai. 16
2000	at Oak. 36, Cle. 10
2003	at Cle. 13, Oak. 7
2005	Cle. 9, at Oak. 7
2006	Cle. 24, at Oak. 21
2007	at Oak. 26, Cle. 24
2009	at Cle. 23, Oak. 9
2011	at Oak. 24, Cle. 17
2012	Cle. 20, at Oak. 17
2014	at Cle. 23, Oak. 13

RAIDERS vs. DALLAS

Raiders lead series, 6-5

1974	at Oak. 27, Dal. 23
1980	Dal. 19, at Oak. 13
1983	LARai. 40, at Dal. 38
1986	LARai. 17, at Dal. 13
1992	Dal. 28, at LARai. 13
1995	Dal. 34, at Oak. 21
1998	Oak. 13, at Dal. 12
2001	at Oak. 28, Dal. 21
2005	at Oak. 19, Dal. 13
2009	at Dal. 24, Oak. 7
2013	at Dal. 31, Oak. 24

RAIDERS vs. DENVER

Raiders lead series, 59-48-2

1960	at Den. 31, Oak. 14
	at Oak. 48, Den. 10
1961	at Oak. 33, Den. 19
	at Den. 27, Oak. 24
1962	at Den. 44, Oak. 7
	Den. 23, at Oak. 6
1963	Oak. 26, at Den. 10
	at Oak. 35, Den. 31
1964	at Oak. 40, Den. 7
	at Den. 20, Oak. 20
1965	Oak. 28, at Den. 20
	at Oak. 24, Den. 13
1966	Oak. 17, at Den. 3
	at Oak. 28, Den. 10
1967	at Oak. 51, Den. 0
	Oak. 21, at Den. 17
1968	Oak. 43, at Den. 7
	at Oak. 33, Den. 27
1969	Oak. 24, at Den. 14
	at Oak. 41, Den. 10
1970	at Oak. 35, Den. 23
	Oak. 24, at Den. 19
1971	Oak. 27, at Den. 16
	at Oak. 21, Den. 13
1972	Den. 30, at Oak. 23
	Oak. 37, at Den. 20
1973	at Den. 23, Oak. 23
	at Oak. 21, Den. 17
1974	Oak. 28, at Den. 17
	Den. 20, at Oak. 17
1975	Oak. 42, at Den. 17
	at Oak. 17, Den. 10

RAIDERS VS. THE NFL

1976 Oak. 17, at Den. 10
at Oak. 19, Den. 6
1977 Den. 30, at Oak. 7
Oak. 24, at Den. 14
at Den. 14, Oak. 6
1978 Den. 21, at Oak. 6
at Oak. 27, Den. 3
1979 Oak. 14, at Den. 10
at Oak. 9, Den. 3
1980 Oak. 24, at Den. 21
at Den. 9, Oak. 7
1981 Den. 17, at Oak. 0
1982 at LARai. 27, Den. 10
1983 LARai. 22, at Den. 7
at LARai. 22, Den. 20
1984 at Den. 16, LARai. 13
Den. 22, at LARai. 19 (OT)
1985 at LARai. 31, Den. 28 (OT)
LARai. 17, at Den. 14 (OT)
1986 at Den. 38, LARai. 36
Den. 21, at LARai. 10
1987 at Den. 30, LARai. 14
Den. 23, at LARai. 17
1988 LARai. 30, at Den. 27 (OT)
at LARai. 21, Den. 20
1989 at Den. 31, LARai. 21
at LARai. 16, Den. 13 (OT)
1990 at LARai. 14, Den. 9
LARai. 23, at Den. 20
1991 at LARai. 16, Den. 13
LARai. 17, at Den. 16
1992 at Den. 17, LARai. 13
at LARai. 24, Den. 0
1993 LARai. 23, at Den. 20
at LARai. 33, Den. 30 (OT)
1994 LARai. 48, at Den. 16
at LARai. 23, Den. 13
1995 at Den. 27, Oak. 0
Den. 31, at Oak. 28
1996 Den. 22, at Oak. 21
at Den. 24, Oak. 19
1997 at Oak. 28, Den. 25
at Den. 31, Oak. 3
1998 Den. 34, at Oak. 17
at Den. 40, Oak. 14
1999 Den. 16, at Oak. 13
at Den. 27, Oak. 21 (OT)
2000 Den. 33, at Oak. 24
at Den. 27, Oak. 24
2001 at Oak. 38, Den. 28
at Den. 23, Oak. 17
2002 Oak. 34, at Den. 10
at Oak. 28, Den. 16
2003 at Den. 31, Oak. 10
Den. 22, at Oak. 8
2004 Den. 31, at Oak. 3
Oak. 25, at Den. 24
2005 Den. 31, at Oak. 17
at Den. 22, Oak. 3
2006 at Den. 13, Oak. 3
Den. 17, at Oak. 13
2007 at Den. 23, Oak. 20 (OT)
at Oak. 34, Den. 20
2008 Den. 41, at Oak. 14
Oak. 31, at Den. 10
2009 Den. 23, at Oak. 3
Oak. 20, at Den. 19
2010 Oak. 59, at Den. 14
at Oak. 39, Den. 23
2011 Oak. 23, at Den. 20
Den. 38, at Oak. 24
2012 at Den. 37, Oak. 6
Den. 26, at Oak. 13
2013 at Den. 37, Oak. 21
Den. 34, at Oak. 14

2014 Den. 41, at Oak. 17
at Den. 47, Oak. 14

RAIDERS vs. DETROIT
Raiders lead series, 6-5

1970 at Det. 28, Oak. 14
1974 at Oak. 35, Det. 13
1978 at Oak. 29, Det. 17
1981 at Det. 16, Oak. 0
1984 LARai. 24, at Det. 3
1987 at LARai. 27, Det. 7
1990 LARai. 38, at Det. 31
1996 at Oak. 37, Det. 21
2003 at Det. 23, Oak. 13
2007 Det. 36, at Oak. 21
2011 Det. 28, at Oak. 27

RAIDERS vs. GREEN BAY

Green Bay leads series, 6-5

1972 Oak. 20, at GB 14
1976 at Oak. 18, GB 14
1978 Oak. 28, at GB 3
1984 at LARai. 28, GB 7
1987 LARai. 20, at GB 0
1990 GB 29, at LARai. 16
1993 at GB 28, LARai. 0
1999 at GB 28, Oak. 24
2003 GB 41, at Oak. 7
2007 at GB 38, Oak. 7
2011 at GB 46, Oak. 16

RAIDERS vs. HOUSTON

Houston leads series, 6-3

2004 at Hou. 30, Oak. 17
2006 Hou. 23, at Oak. 14
2007 Hou. 24, at Oak. 17
2008 at Oak. 27, Hou. 16
2009 at Hou. 29, Oak. 6
2010 Hou. 31, at Oak. 24
2011 Oak. 25, at Hou. 20
2013 Oak. 28, at Hou. 23
2014 Hou. 30, at Oak. 14

RAIDERS vs. *INDIANAPOLIS

Raiders lead series, 7-6

1971 BalC. 37, at Oak. 14
1973 Oak. 34, at BalC. 21
1975 Oak. 31, at BalC. 20
1984 at LARai. 21, Ind. 7
1986 Ind. 30, at LARai. 24
1991 at LARai. 16, Ind. 0
1995 at Oak. 30, Ind. 17
2000 Oak. 38, at Ind. 31
2001 Oak. 23, at Ind. 18
2004 at Ind. 35, Oak. 14
2007 Ind. 21, at Oak. 14
2010 Ind. 31, at Oak. 26
2013 at Ind. 21, Oak. 17

**Franchise in Baltimore prior to 1984.*

RAIDERS vs. JACKSONVILLE

Jacksonville leads series, 4-3

1996 at Oak. 17, Jac. 3
1997 Jac. 20, at Oak. 9
2004 Jac. 13, at Oak. 6
2007 at Jac. 49, Oak. 11
2010 at Jac. 38, Oak. 31
2012 at Oak. 26, Jac. 23 (OT)
2013 at Oak. 19, Jac. 9

RAIDERS vs. *KANSAS CITY

Kansas City leads series, 56-51-2

1960 DalT. 34, at Oak. 16
Oak. 20, at DalT. 19
1961 DalT. 42, at Oak. 35

1962 at DalT. 43, Oak. 11
DalT. 26, at Oak. 16
at DalT. 35, Oak. 7
1963 at Oak. 10, KC 7
Oak. 22, at KC 7
1964 KC 21, at Oak. 9
at KC 42, Oak. 7
1965 at Oak. 37, KC 10
at KC 14, Oak. 7
1966 KC 32, at Oak. 10
Oak. 34, at KC 13
at Oak. 23, KC 21
Oak. 44, at KC 22
at KC 24, Oak. 10
at Oak. 38, KC 21
1969 Oak. 27, at KC 24
at Oak. 10, KC 6
Oak. 17, at KC 17
at Oak. 20, KC 6
1970 at Oak. 20, KC 20
at KC 16, Oak. 14
at KC 27, Oak. 14
1971 at Oak. 26, KC 3
at KC 16, Oak. 3
1972 at Oak. 37, KC 7
at Oak. 27, KC 7
Oak. 7, at KC 6
at KC 42, Oak. 10
at Oak. 28, KC 20
1973 Oak. 24, at KC 21
at Oak. 21, KC 10
Oak. 37, at KC 28
1974 at KC 16, LARai. 21, KC 20
LARai. 28, at KC 20
LARai. 22, at KC 20
at LARai. 17, KC 7
at KC 36, LARai. 20
at LARai. 19, KC 10
1975 LARai. 24, at KC 17
KC 20, at LARai. 17
1976 at LARai. 35, KC 17
at KC 16, LARai. 10
LARai. 27, at KC 17
at LARai. 17, KC 10
at KC 24, LARai. 19
at LARai. 20, KC 14
at KC 9, LARai. 7
KC 27, at LARai. 24
at KC 24, LARai. 21
KC 27, at LARai. 21
at KC 27, LARai. 7
at LARai. 28, KC 7
at KC 24, LARai. 9
KC 31, at LARai. 20
at KC 13, LARai. 3
KC 19, at LARai. 9
1977 at KC 23, Oak. 17 (OT)
KC 29, at Oak. 23
at KC 19, Oak. 3
at Oak. 26, KC 7
KC 28, at Oak. 27
at KC 30, Oak. 0
at KC 28, Oak. 8
KC 31, at Oak. 24
KC 37, at Oak. 34
Oak. 41, at KC 38 (OT)

RAIDERS VS. THE NFL

2000	Oak. 20, at KC 17 at Oak. 49, KC 31
2001	Oak. 27, at KC 24 at Oak. 28, KC 26 at KC 20, Oak. 10 at Oak. 24, KC 0
2002	KC 17, at Oak. 10 at KC 27, Oak. 24
2003	KC 34, at Oak. 27 at KC 31, Oak. 30
2004	KC 23, at Oak. 17 at KC 27, Oak. 23 at KC 17, Oak. 13 KC 20, at Oak. 9
2005	KC 12, at Oak. 10 Oak. 20, at KC 17
2006	Oak. 23, at KC 8 KC 20, at Oak. 13
2007	Oak. 13, at KC 10 KC 16, at Oak. 10
2008	at Oak. 23, KC 20 (OT) Oak. 31, at KC 10 KC 28, at Oak. 0
2009	Oak. 16, at KC 13 (OT) Oak. 26, at KC 16 at Oak. 15, KC 0
2010	at KC 24, Oak. 7 KC 56, at Oak. 31 at Oak. 24, KC 20 at KC 31, Oak. 13

*Franchise known as Dallas Texans prior to 1963



RB Latavius Murray

RAIDERS vs. MIAMI

Raiders lead series, 16-16-1

1966	Oak. 23, at Mia. 14 at Oak. 21, Mia. 10 at Oak. 31, Mia. 17
1967	Oak. 47, at Mia. 21
1968	at Oak. 20, Mia. 17
1969	Oak. 20, at Mia. 20 at Mia. 20, Oak. 13 at Oak. 12, Mia. 7
1970	Oak. 31, at Mia. 21 at Mia. 23, Oak. 6 at Oak. 13, Mia. 3
1971	at Oak. 16, Mia. 10
1972	Oak. 33, at Mia. 17
1973	at LARai. 27, Mia. 14
1974	LARai. 45, at Mia. 34
1975	LARai. 30, at Mia. 28
1976	Mia. 24, at LARai. 14
1977	LARai. 13, at Mia. 10 at Mia. 20, LARai. 7
1978	at Mia. 20, LARai. 17 (OT)
1979	at Oak. 17, Mia. 7
1980	Mia. 34, at Oak. 16

1998	Mia. 27, at Oak. 17
1999	Mia. 16, at Oak. 9
2000	at Mia. 18, Oak. 15
2001	at Mia. 23, Oak. 17
2002	Mia. 33, at Oak. 21
2003	Oak. 35, at Mia. 17
2004	at Mia. 17, Oak. 15
2005	Mia. 33, at Oak. 17
2006	at Mia. 34, Oak. 14
2007	at Mia. 35, Oak. 13
2008	Mia. 38, at Oak. 14

RAIDERS vs. MINNESOTA

Raiders lead series, 9-4

1973	at Min. 24, Oak. 16
1977	at Oak. 35, Min. 13
1978	at Oak. 27, Min. 20
1981	Oak. 36, at Min. 10
1984	at LARai. 23, Min. 20
1987	at Min. 31, LARai. 20
1990	LARai. 28, at Min. 24
1993	at LARai. 24, Min. 7
1996	Min. 16, at Oak. 13 (OT)
1999	Oak. 22, at Min. 17
2003	at Oak. 28, Min. 18
2007	at Min. 29, Oak. 22
2011	Oak. 27, at Min. 21

RAIDERS vs. *NEW ENGLAND

New England leads series, 16-14-1

1960	at Oak. 27, BosP. 14 at BosP. 34, Oak. 28 at BosP. 20, Oak. 17 BosP. 35, at Oak. 21 at BosP. 26, Oak. 16 at Oak. 20, BosP. 0
1961	BosP. 20, at Oak. 14 BosP. 17, at Oak. 14
1962	Oak. 43, at BosP. 43
1963	Oak. 24, at BosP. 10 at Oak. 30, BosP. 21 at BosP. 24, Oak. 21 at Oak. 35, BosP. 7
1964	Oak. 48, at BosP. 14 at Oak. 41, BosP. 10
1965	Oak. 38, at BosP. 23 at NE 20, Oak. 6 at Oak. 41, NE 26
1966	at NE 48, Oak. 17
1967	NE 21, at Oak. 14 at Oak. 27, NE 17
1968	LARai. 35, at NE 20
1969	at NE 26, LARai. 23
1970	at LARai. 24, NE 21
1971	LARai. 21, at NE 17
1972	at Oak. 27, NE 20
1973	at NE 30, Oak. 20
1974	NE 49, at Oak. 26
1975	NE 31, at Oak. 19
1976	at NE 16, Oak. 9

*Franchise known as Boston Patriots prior to 1971.

RAIDERS vs. NEW ORLEANS

New Orleans leads series, 6-5-1

1971	Oak. 21, at NO 21
1975	at Oak. 48, NO 10
1979	Oak. 42, at NO 35
1985	at LARai. 23, NO 13
1988	at NO 20, LARai. 6
1991	at NO 27, LARai. 0
1994	at LARai. 24, NO 19
1997	NO 13, at Oak. 10
2000	Oak. 31, at NO 22
2004	NO 31, at Oak. 26

2008	at NO 34, Oak. 3
2012	NO 38, at Oak. 17

RAIDERS vs. NEW YORK GIANTS

Raiders lead series, 7-5

1973	at Oak. 42, NYG 0
1980	Oak. 33, at NYG 17
1983	at LARai. 27, NYG 12
1986	NYG 14, at LARai. 9
1989	at NYG 34, LARai. 17
1992	at LARai. 13, NYG 10
1995	Oak. 17, at NYG 13
1998	at Oak. 20, NYG 17
2001	Oak. 28, at NYG 10
2005	NYG 30, at Oak. 21
2009	at NYG 44, Oak. 7
2013	at NYG 24, Oak. 20

RAIDERS vs. *NEW YORK JETS

Raiders lead series, 21-17-2

1960	Oak. 28, at NYT 27 NYT 31, at Oak. 28
1961	NYT 14, at Oak. 6 at NYT 23, Oak. 12 NYG 30, at Oak. 17 at NYT 31, Oak. 21
1962	at NYJ 10, Oak. 7 at Oak. 49, NYJ 26 at NYJ 35, Oak. 13
1963	at Oak. 35, NYJ 26 Oak. 24, at NYJ 24 at Oak. 24, NYJ 14 Oak. 24, at NYJ 21 at Oak. 28, NYJ 28
1964	at NYJ 27, Oak. 14 at Oak. 38, NYJ 29 at Oak. 43, NYJ 32 Oak. 27, at NYJ 14 Oak. 14, at NYJ 13
1965	at Oak. 24, NYJ 16 Oak. 28, at NYJ 27
1966	at NYJ 28, Oak. 19 at LARai. 31, NYJ 0 LARai. 14, at NYJ 7
1967	at LARai. 24, NYJ 20 Oak. 47, at NYJ 10 Oak. 34, at NYJ 13 at NYJ 23, Oak. 22 at Oak. 24, NYJ 23 at Oak. 31, NYJ 7
1968	NYJ 24, at Oak. 22
1969	at Oak. 26, NYJ 20
1970	NYJ 27, at Oak. 24 (OT)
1971	at NYJ 26, Oak. 10
1972	at NYJ 23, Oak. 3
1973	at Oak. 16, NYJ 13 (OT)
1974	NYJ 38, at Oak. 0
1975	at Oak. 34, NYJ 24
1976	at NYJ 37, Oak. 27
1977	at NYJ 19, Oak. 14

*Franchise known as New York Titans prior to 1963.

RAIDERS vs. PHILADELPHIA

Philadelphia leads series, 6-5

1971	at Oak. 34, Phi. 10
1976	Oak. 26, at Phi. 7
1980	at Phi. 10, Oak. 7
1986	Phi. 33, at LARai. 27 (OT)
1989	at Phi. 10, LARai. 7
1992	at Phi. 31, LARai. 10
1995	at Oak. 48, Phi. 17
2001	Oak. 20, at Phi. 10
2005	at Phi. 23, Oak. 20
2009	at Oak. 13, Phi. 9
2013	Phi. 49, at Oak. 20

RAIDERS VS. THE NFL

RAIDERS vs. PITTSBURGH

Raiders lead series, 12-9

1970	at Oak. 31, Pit. 14
1972	at Pit. 34, Oak. 28
1973	Pit. 17, at Oak. 9
1974	Oak. 17, at Pit. 0
1976	at Oak. 31, Pit. 28
1977	Oak. 16, at Pit. 7
1980	Oak. 45, at Pit. 34
1981	at Oak. 30, Pit. 27
1984	Pit. 13, at LARai. 7
1990	at LARai. 20, Pit. 3
1994	Pit. 21, at LARai. 3
1995	Pit. 29, at Oak. 10
2000	at Pit. 21, Oak. 20
2002	Oak. 30, at Pit. 17
2003	at Pit. 27, Oak. 7
2004	at Pit. 24, Oak. 21
2006	at Oak. 20, Pit. 13
2009	Oak. 27, at Pit. 24
2010	at Pit. 35, Oak. 3
2012	at Oak. 34, Pit. 31
2013	at Oak. 21, Pit. 18

RAIDERS vs. *ST. LOUIS

Raiders lead series, 8-5

1972	at Oak. 45, LARm. 17
1977	at LARm. 20, Oak. 14
1979	Oak. 24, at LARm. 17
1982	at LARai. 37, LARm. 31
1985	LARai. 16, at LARm. 6
1988	LARm. 22, at LARai. 17
1991	at LARai. 20, LARm. 17
1994	LARai. 20, at LARm. 17
1997	at Oak. 35, StL. 17
2002	at StL. 28, Oak. 13
2006	StL. 20, at Oak. 0
2010	at Oak. 16, StL. 14
2014	at StL. 52, Oak. 0

*Franchise in Los Angeles prior to 1995.

RAIDERS vs. *SAN DIEGO

Raiders lead series, 58-50-2

1960	at LARai. 52, Oak. 28
	LARai. 41, at Oak. 17
1961	at SD 44, Oak. 0
	SD 41, at Oak. 10
1962	SD 42, at Oak. 33
	at SD 31, Oak. 21
1963	Oak. 34, at SD 33
	at Oak. 41, SD 27
1964	SD 31, at Oak. 17
	at Oak. 21, SD 20
1965	SD 17, at Oak. 6
	at SD 24, Oak. 14
1966	SD 29, at Oak. 20
	Oak. 41, at SD 19
1967	at Oak. 51, SD 10
	Oak. 41, at SD 21
1968	SD 23, at Oak. 14
	Oak. 34, at SD 27
1969	Oak. 24, at SD 12
	at Oak. 21, SD 16
1970	Oak. 27, at SD 17
	at Oak. 20, SD 27
1971	Oak. 34, at SD 0
	at Oak. 34, SD 33
1972	at Oak. 17, SD 17
	Oak. 21, at SD 19
1973	Oak. 27, at SD 17
	at Oak. 31, SD 3
1974	Oak. 14, at SD 10
	at Oak. 17, SD 10
1975	Oak. 6, at SD 0
	at Oak. 25, SD 0

1976	Oak. 27, at SD 17
	at Oak. 24, SD 0
1977	at Oak. 24, SD 0
	at SD 12, Oak. 7
1978	Oak. 21, at SD 20
	SD 27, at Oak. 23
1979	at SD 30, Oak. 10
	at Oak. 45, SD 22
1980	at SD 30, Oak. 24 (OT)
	at Oak. 38, SD 24
1981	SD 55, at Oak. 21
	at SD 23, Oak. 10
1982	at LARai. 28, SD 24
	LARai. 41, at SD 34
1983	LARai. 42, at SD 10
	at LARai. 30, SD 14
1984	at LARai. 33, SD 30
	LARai. 44, at SD 37
1985	at LARai. 34, SD 21
	at SD 40, LARai. 34 (OT)
1986	at LARai. 17, SD 13
	LARai. 37, at SD 31 (OT)
1987	SD 23, at LARai. 17
	at SD 16, LARai. 14
1988	at LARai. 24, SD 13
	LARai. 13, at SD 3
1989	at LARai. 40, SD 14
	at SD 14, LARai. 12
1990	LARai. 24, at SD 9
	at LARai. 17, SD 12
1991	SD 21, at LARai. 13
	LARai. 9, at SD 7
1992	at SD 27, LARai. 3
	at SD 36, LARai. 14
1993	SD 30, at LARai. 23
	LARai. 12, at SD 7
1994	SD 26, at LARai. 24
	LARai. 24, at SD 17
1995	at Oak. 17, SD 7
	at SD 12, Oak. 6
1996	SD 40, at Oak. 34
	Oak. 32, at SD 14
1997	SD 25, at Oak. 10
	Oak. 38, at SD 13
1998	at Oak. 7, SD 6
	Oak. 17, at SD 10
1999	at Oak. 28, SD 9
	at SD 23, Oak. 20
2000	at Oak. 9, SD 6
	Oak. 15, at SD 13
2001	at Oak. 34, SD 24
	Oak. 13, at SD 6
2002	SD 27, at Oak. 21 (OT)
	Oak. 27, at SD 7
2003	at Oak. 34, SD 31 (OT)
	at SD 21, Oak. 14
2004	at SD 42, Oak. 14
	SD 23, at Oak. 17
2005	SD 27, at Oak. 14
	at SD 34, Oak. 10
2006	SD 27, at Oak. 0
	at SD 21, Oak. 14
2007	at SD 28, Oak. 14
	SD 30, at Oak. 17
2008	SD 28, at Oak. 18
	at SD 34, Oak. 7
2009	SD 24, at Oak. 20
	at SD 24, Oak. 16
2010	at Oak. 35, SD 27
	Oak. 28, at SD 13
2011	Oak. 24, at SD 17
	SD 38, at Oak. 26
2012	SD 22, at Oak. 14
	at SD 24, Oak. 21
2013	at Oak. 27, SD 17

2014	at SD 26, Oak. 13
	SD 31, at Oak. 28
	at SD 13, Oak. 6

*Franchise in Los Angeles prior to 1961.

RAIDERS vs. SAN FRANCISCO

Raiders lead series 7-6

1970	SF 38, at Oak. 7
1974	Oak. 35, at SF 24
1979	at Oak. 23, SF 10
1982	LARai. 23, at SF 17
1985	SF 34, at LARai. 10
1988	LARai. 9, at SF 3
1991	at LARai. 12, SF 6
1994	at SF 44, LARai. 14
2000	Oak. 34, at SF 28 (OT)
2002	SF 23, at Oak. 20 (OT)
2006	at SF 34, Oak. 20
2010	at SF 17, Oak. 9
2014	at Oak. 24, SF 13



QB Derek Carr

RAIDERS vs. SEATTLE

Raiders lead series, 28-24

1977	at Oak. 44, Sea. 7
1978	at Sea. 27, Oak. 7
	Sea. 17, at Oak. 16
1979	at Sea. 27, Oak. 10
	Sea. 29, at Oak. 24
1980	at Oak. 33, Sea. 14
	Oak. 19, at Sea. 17
1981	at Oak. 20, Sea. 10
	Oak. 32, at Sea. 31
1982	at LARai. 28, Sea. 23
1983	at Sea. 38, LARai. 36
	Sea. 34, at LARai. 21
1984	at LARai. 28, Sea. 14
	at Sea. 17, LARai. 14
1985	at Sea. 33, LARai. 3
	at LARai. 13, Sea. 3
1986	at LARai. 14, Sea. 10
	at Sea. 37, LARai. 0
1987	Sea. 35, at LARai. 13
	LARai. 37, at Sea. 14
1988	at Sea. 35, LARai. 27
	Sea. 43, at LARai. 37
1989	Sea. 24, at LARai. 20
	at Sea. 23, LARai. 17
1990	LARai. 17, at Sea. 13
	at LARai. 24, Sea. 17
1991	LARai. 23, at Sea. 20 (OT)
	at LARai. 31, Sea. 7
1992	LARai. 19, at Sea. 0
	at LARai. 20, Sea. 3
1993	LARai. 17, at Sea. 13
	at LARai. 27, Sea. 23

RAIDERS VS. THE NFL

1994	Sea. 38, at LARai. 9
1995	LARai. 17, at Sea. 16
	at Oak. 34, Sea. 14
	at Sea. 44, Oak. 10
1996	Oak. 27, at Sea. 21
	Sea. 28, at Oak. 21
1997	at Sea. 45, Oak. 34
	Sea. 22, at Oak. 21
1998	Oak. 31, at Sea. 18
	at Oak. 20, Sea. 17
1999	at Sea. 22, Oak. 21
	at Oak. 30, Sea. 21
2000	at Oak. 31, Sea. 3
	at Sea. 27, Oak. 24
2001	at Oak. 38, Sea. 14
	at Sea. 34, Oak. 27
2002	at Oak. 31, Sea. 17
2006	at Sea. 16, Oak. 0
2010	at Oak. 33, Sea. 3
2014	at Sea. 30, Oak. 24

RAIDERS vs. TAMPA BAY

Raiders lead series, 6-2

1976	at Oak. 49, TB 16
1981	at Oak. 18, TB 16
1993	at LARai. 27, TB 20
1996	at TB 20, Oak. 17 (OT)
1999	at Oak. 45, TB 0
2004	at Oak. 30, TB 20
2008	Oak. 31, at TB 24
2012	TB 42, at Oak. 32

RAIDERS vs. *TENNESSEE

Raiders lead series, 23-20

1960	HouO. 37, at Oak. 22
	Oak. 14, at HouO. 13
1961	at HouO. 55, Oak. 0
	HouO. 47, at Oak. 16
1962	HouO. 28, at Oak. 20
	at HouO. 32, Oak. 17
1963	Oak. 24, at HouO. 13
	at Oak. 52, HouO. 49
1964	at HouO. 42, Oak. 28
	at Oak. 20, HouO. 10
1965	at Oak. 21, HouO. 17
	Oak. 33, at HouO. 21
1966	at HouO. 31, Oak. 0
	at Oak. 38, HouO. 23
1967	Oak. 19, at HouO. 7
1968	Oak. 24, at HouO. 15
1969	at Oak. 21, HouO. 17
1971	at Oak. 41, HouO. 21
1972	Oak. 34, at HouO. 0
1973	Oak. 17, at HouO. 6
1975	HouO. 27, at Oak. 26
1976	Oak. 14, at HouO. 13
1977	at Oak. 34, HouO. 29
1978	at Oak. 21, HouO. 17
1979	at HouO. 31, Oak. 17
1981	at HouO. 17, Oak. 16
1983	at LARai. 20, HouO. 6
1984	LARai. 24, at HouO. 14
1986	LARai. 28, at HouO. 17
1988	at HouO. 38, LARai. 35
1989	at HouO. 23, LARai. 7
1991	at HouO. 47, LARai. 17

1994	at LARai. 17, HouO. 14
1997	at Ten. 24, Oak. 21(OT)
1999	at Ten. 21, Oak. 14
2001	Ten. 13, at Oak. 10
2002	at Oak. 52, Ten. 25
2003	at Ten. 25, Oak. 20
2004	at Oak. 40, Ten. 35
2005	Oak. 34, at Ten. 25
2007	at Ten. 13, Oak. 9
2010	at Ten. 38, Oak. 13
2013	Ten. 23, at Oak. 19

*Franchise known as Houston Oilers prior to 1997; known as Tennessee Oilers prior to 1998.

RAIDERS vs. WASHINGTON

Raiders lead series, 7-5

1970	at Oak. 34, Was. 20
1975	Oak. 26, at Was. 23 (OT)
1980	at Oak. 24, Was. 21
1983	at Was. 37, LARai. 35
1986	at Was. 10, LARai. 6
1989	at LARai. 37, Was. 24
1992	LARai. 21, at Was. 20
1995	Oak. 20, at Was. 8
1998	Was. 29, at Oak. 19
2005	Oak. 16, at Was. 13
2009	Was. 34, at Oak. 13
2013	Was. 24, at Oak. 14



Raiders vs. Dolphins, Wembley Stadium, Sept. 28, 2014

ALL-TIME POSTSEASON GAMES

WON 25, LOST 18

Date	Opponent	Result	Score	Attendance
December 31, 1967	Houston Oilers (AFL Championship)	W	40-7	53,330
January 14, 1968	Green Bay (SB II in Miami)	L	14-33	75,546
December 22, 1968	Kansas City (AFL Playoff)	W	41-6	53,357
December 29, 1968	at N.Y. Jets (AFL Championship)	L	23-27	62,627
December 21, 1969	Houston Oilers (AFL Playoff)	W	56-7	53,539
January 4, 1970	Kansas City (AFL Championship)	L	7-17	54,544
December 27, 1970	Miami (AFC Playoff)	W	21-14	54,401
January 3, 1971	at Baltimore Colts (AFC Championship)	L	17-27	56,368
December 23, 1972	at Pittsburgh (AFC Playoff)	L	7-13	50,350
December 22, 1973	Pittsburgh (AFC Playoff)	W	33-14	53,662
December 30, 1973	at Miami (AFC Championship)	L	10-27	80,047
December 21, 1974	Miami (AFC Playoff)	W	28-26	54,020
December 29, 1974	Pittsburgh (AFC Championship)	L	13-24	54,004
December 28, 1975	Cincinnati (AFC Playoff)	W	31-28	53,994
January 4, 1976	at Pittsburgh (AFC Championship)	L	10-16	49,103
December 18, 1976	New England (AFC Playoff)	W	24-21	54,037
December 26, 1976	Pittsburgh (AFC Championship)	W	24-7	53,821
January 9, 1977	Minnesota (SB XI in Pasadena)	W	32-14	97,418
December 24, 1977	at Baltimore Colts (AFC Playoff)	W	37-31 (2 OT)	60,763
January 1, 1978	at Denver (AFC Championship)	L	17-20	75,044
December 28, 1980	Houston Oilers (AFC Wild Card Playoff)	W	27-7	54,539
January 4, 1981	at Cleveland (AFC Playoff)	W	14-12	79,473
January 11, 1981	at San Diego (AFC Championship)	W	34-27	52,675
January 25, 1981	Philadelphia (SB XV in New Orleans)	W	27-10	75,500
January 8, 1983	Cleveland (AFC Playoff, Round 1)	W	27-10	57,246
January 15, 1983	N.Y. Jets (AFC Playoff, Round 2)	L	14-17	90,688
January 1, 1984	Pittsburgh (AFC Playoff)	W	38-10	92,434
January 8, 1984	Seattle (AFC Championship)	W	30-14	92,335
January 22, 1984	Washington (SB XVIII in Tampa)	W	38-9	72,920
December 22, 1984	at Seattle (AFC Wild Card Playoff)	L	7-13	64,910
January 5, 1986	New England (AFC Playoff)	L	20-27	89,289
January 13, 1991	Cincinnati (AFC Playoff)	W	20-10	92,488
January 20, 1991	at Buffalo (AFC Championship)	L	3-51	80,632
December 28, 1991	at Kansas City (AFC Wild Card Playoff)	L	6-10	77,191
January 9, 1994	Denver (AFC Wild Card Playoff)	W	42-24	67,800
January 15, 1994	at Buffalo (AFC Playoff)	L	23-29	80,290
January 6, 2001	Miami (AFC Playoff)	W	27-0	61,998
January 14, 2001	Baltimore (AFC Championship)	L	3-16	62,784
January 12, 2002	N.Y. Jets (AFC Wild Card)	W	38-24	61,503
January 19, 2002	at New England (AFC Playoff)	L	13-16 (OT)	60,292
January 12, 2003	N.Y. Jets (AFC Playoff)	W	30-10	62,207
January 19, 2003	Tennessee (AFC Championship)	W	41-24	62,544
January 26, 2003	Tampa Bay (SB XXXVII in San Diego)	L	21-48	67,603



1974 AFC Playoff ("Sea of Hands")

SUPER BOWLS

SUPER BOWL II

Miami Orange Bowl; Sunday, Jan. 14, 1968; Attendance: 75,546; Time: 2:34 PM PST; Weather: 68°F; partly cloudy, 52% humidity, wind W 14 mph

The Raiders stormed into Super Bowl II after claiming the club's first-ever American Football League championship with a 40-7 romp over the Houston Oilers on Dec. 31, 1966. The Raiders mounted a spirited challenge to the Green Bay Packers, the defending Super Bowl champions, but ultimately fell short in Miami, 33-14.

In a game that drew the first \$3 million gate in football history, the Bart Starr-led Packers jumped out to a 13-0 lead in the second quarter after a 62-yard touchdown reception by Boyd Dowler. The Raiders cut into the lead with a 23-yard touchdown pass from Darley Lamonica to Bill Miller, the first of two touchdown receptions on the day for the wide receiver, who played collegiately at the University of Miami.

Down 16-7 entering the second half, the Raiders were unable to contain a Packers offense that added a 2-yard touchdown run by Donny Anderson and Don Chandler's fourth field goal of the day, in the third quarter. Herb Adderley's 60-yard interception return for a touchdown on a fourth-quarter Lamonica pass sealed the Packers victory. Lamonica connected with Miller for a 23-yard Oakland touchdown late in the final period.

Starr earned the game's MVP honors after completing 13-of-24 passes for 202 yards and one touchdown. Miller hauled in a game-high five passes for 84 yards and two touchdowns to lead the Raiders.



	RAIDERS	PACKERS
TOTAL FIRST DOWNS	19	16
By Rushing	11	5
By Passing	7	10
By Penalty	1	1
THIRD-DOWN EFFICIENCY	3-11-27%	5-16-31%
FOURTH-DOWN EFFICIENCY	0-0-0%	1-1-100%
TOTAL NET YARDS	291	325
Total Offensive Plays	57	69
Average gain per offensive play	5.1	4.7
NET YARDS RUSHING	105	163
Total Rushing Plays	20	41
Average gain per rushing play	5.2	4.0
NET YARDS PASSING	186	162
Times thrown — yards lost att. to pass	3-22	4-40
Gross yards passing	208	202
PASS ATT-COMP-INT	34-15-1	24-13-0
Average gain per pass play	5.6	5.8
PUNTS Number and Average	6-44.0	6-39.0
TOTAL RETURN YARDS (not inc. kickoffs)	12	95
No. and Yards Punt Returns	2-12	3-35
No. and Yards Kickoff Returns	7-127	3-49
No. and Yards Interception Returns	0-0	1-60
PENALTIES Numbers and Yards	4-31	1-12
FUMBLES Numbers and Lost	3-2	0-0
EXTRA POINTS Made-Attempts	2-2	3-3
FIELD GOALS Made-Attempts	0-1	4-4
SAFETIES	0	0
FINAL SCORE	14	33

SCORING SUMMARY

TM	QTR	TIME	PLAY DESCRIPTION	GB	OAK
GB	1	9:53	D. Chandler 39 yd. Field Goal (10-34, 4:01)	3	0
GB	2	11:52	D. Chandler 20 yd. Field Goal (17-84, 8:40)	6	0
GB	2	10:50	B. Dowler 62 yd. pass from B. Starr (D. Chandler kick) (1-62, 0:11)	13	0
OAK	2	6:15	B. Miller 23 yd. pass from D. Lamonica (G. Blanda kick) (9-78, 4:20)	13	7
GB	2	0:01	D. Chandler 43 yd. Field Goal (4-9, 0:19)	16	7
GB	3	5:54	D. Anderson 2 yd. run (D. Chandler kick) (11-82, 4:41)	23	7
GB	3	0:02	D. Chandler 21 yd. Field Goal (9-37, 4:47)	26	7
GB	4	11:03	H. Adderley 60 yd. interception return (D. Chandler kick)	33	7
OAK	4	9:13	B. Miller 23 yd. pass from D. Lamonica (G. Blanda kick) (4-74, 1:35)	33	14

SCORE BY QUARTER

	1	2	3	4	OT	F
GREEN BAY	3	13	10	7	—	33
OAKLAND	0	7	0	7	—	14

OAKLAND RAIDERS

RUSHING	Att	Yd	Avg	Lg	TD	
H. Dixon	12	52	4.3	14	0	
L. Todd	2	37	18.5	32	0	
P. Banaszak	6	16	2.7	5	0	
Total	20	105	5.2	32	0	
PASSING	Att	Cm	Yds	TD	Lg	In
D. Lamonica	34	15	208	2	41	1
Total	34	15	208	2	41	1
RECEIVING	No	Yd	Avg	Lg	TD	
B. Miller	5	84	15.8	23	2	
P. Banaszak	4	69	17.2	41	0	
B. Cannon	2	25	12.5	15	0	
F. Biletnikoff	2	10	5.0	6	0	
H. Dixon	1	3	3.0	3	0	
W. Wells	1	17	17.0	17	0	
Total	15	208	13.9	41	2	
INTERCEPTIONS	No	Yd	Avg	Lg	TD	
	—	—	—	—	—	
PUNT RETURNS	No	Yd	Avg	FC	Lg	TD
R. Bird	1	12	12.0	1	12	0
W. Wells	1	0	0.0	0	0	0
Total	2	12	6.0	1	12	0
KICK RETURNS	No	Yd	Avg	Lg	TD	
L. Todd	3	63	21.0	23	0	
D. Grayson	3	61	20.3	25	0	
W. Hawkins	1	3	3.0	3	0	
Total	7	127	18.1	25	0	

GREEN BAY PACKERS

RUSHING	Att	Yd	Avg	Lg	TD	
B. Wilson	17	65	3.8	13	0	
D. Anderson	14	48	3.4	8	1	
T. Williams	8	36	4.5	18	0	
B. Starr	1	14	14.0	14	0	
C. Mercein	1	0	0.0	0	0	
Total	41	163	4.0	18	1	
PASSING	Att	Cm	Yds	TD	Lg	In
B. Starr	24	13	202	1	62	0
Total	24	13	202	1	62	0
RECEIVING	No	Yd	Avg	Lg	TD	
C. Dale	4	43	10.8	17	0	
M. Fleming	4	35	8.8	11	0	
B. Dowler	2	71	35.5	62	1	
D. Anderson	2	18	9.0	12	0	
M. McGee	1	35	35.0	35	0	
Total	13	202	15.5	62	1	
INTERCEPTIONS	No	Yd	Avg	Lg	TD	
H. Adderley	1	60	60.0	60	1	
Total	1	60	60.0	60	1	
PUNT RETURNS	No	Yd	Avg	FC	Lg	TD
W. Wood	3	35	11.7	0	31	0
Total	3	35	11.7	0	31	0
KICK RETURNS	No	Yd	Avg	Lg	TD	
H. Adderley	1	24	24.0	24	0	
T. Williams	1	18	18.0	18	0	
T. Crutcher	1	7	7.0	7	0	
Total	3	49	16.3	24	0	

RAIDERS STARTERS

OFFENSE	DEFENSE
C 00 J. Otto	DT 53 D. Birdwell
G 65 W. Hawkins	DT 74 T. Keating
G 63 E. Upshaw	DE 83 B. Davidson
T 79 H. Schuh	DE 77 I. Lassiter
T 76 B. Svihus	OLB42 B. Laskey
TE 33 B. Cannon	LB 34 G. Otto
WR25 F. Biletnikoff	LB 55 D. Conners
WR89 B. Miller	CB 24 W. Brown
RB 40 P. Banaszak	CB 77 K. McCloughan
RB 35 H. Dixon	FS 29 H. Williams
QB 3 D. Lamonica	SS 20 W. Powers

PACKERS STARTERS

OFFENSE	DEFENSE
C 57 K. Bowman	DT 74 H. Jordan
G 68 G. Gillingham	DT 77 R. Kostelnik
G 64 J. Kramer	DE 82 L. Aldridge
T 75 F. Gregg	DE 87 W. Davis
T 76 B. Skoronski	OLB60 L. Caffey
TE 81 M. Fleming	OLB89 D. Robinson
WR84 C. Dale	MLB 66 R. Nitschke
WR86 B. Dowler	CB 26 H. Adderley
RB 44 D. Anderson	CB 21 B. Jeter
RB 36 B. Wilson	FS 24 W. Wood
QB 15 B. Starr	SS 40 T. Brown

SUPER BOWL XI

Rose Bowl; Sunday, Jan. 9, 1977; Attendance: 103,424; Time: 3:03 PM PST; Weather: 58°F; clear and sunny, 59% humidity, wind NW 5 mph

The 1976 Raiders advanced to Super Bowl XI with a 13-1 regular season record and a 2-0 mark in the playoffs, upending the Pittsburgh Steelers in the AFC Championship Game for the first time in three tries, 24-7. Against the NFC Champion Vikings in front of 103,424 fans at the Rose Bowl, the Silver and Black put forth dominant efforts on both offense and defense in posting a 32-14 victory and capturing the club's first-ever Super Bowl championship.

Oakland built a 16-0 first-half lead as Dave Casper and Pete Banaszak each scored short touchdowns after receptions by Fred Biletnikoff brought the Raiders to the goal line on two separate drives. An additional short-yardage touchdown run by Banaszak in the second half put the Raiders up, 26-7, and set the stage for the signature moment of the contest. With Fran Tarkenton under heavy pressure in the fourth quarter, veteran Willie Brown intercepted a pass and returned it 75 yards for a touchdown to seal the victory.

The Vikings could only muster two second-half touchdowns as the Silver and Black put together a dominant defensive performance, limiting Chuck Foreman to just 44 yards rushing and intercepting Tarkenton twice.

Biletnikoff's 79 yards on four receptions, three of which set up Raider touchdowns, earned him MVP honors, while Clarence Davis helped pace the offense with 137 rushing yards on 16 carries.

Eight Raiders from Super Bowl XI would go on to enshrinement in the Pro Football Hall of Fame, with Owner Al Davis joining Head Coach John Madden, Biletnikoff, Brown, Ted Hendricks, Gene Upshaw, Art Shell and Casper in Canton.

	RAIDERS	VIKINGS
TOTAL FIRST DOWNS	21	20
By Rushing	13	2
By Passing	8	15
By Penalty	0	3
THIRD-DOWN EFFICIENCY	9-19-47%	7-19-37%
FOURTH-DOWN EFFICIENCY	0-1-0%	1-2-50%
TOTAL NET YARDS	429	353
Total Offensive Plays	73	71
Average gain per offensive play	5.9	5.0
NET YARDS RUSHING	266	71
Total Rushing Plays	52	26
Average gain per rushing play	5.1	2.7
NET YARDS PASSING	163	282
Times thrown - yards lost att. to pass	2-17	1-4
Gross yards passing	180	286
PASS ATT-COMP-INT	19-12-0	44-24-2
Average gain per pass play	7.8	6.3
PUNTS Number and Average	5-32.4	7-37.9
TOTAL RETURN YARDS (not inc. kickoffs)	181	150
No. and Yards Punt Returns	4-43	3-14
No. and Yards Kickoff Returns	3-47	7-136
No. and Yards Interception Returns	2-91	0-0
PENALTIES Numbers and Yards	4-30	2-25
FUMBLES Numbers and Lost	0-0	1-1
EXTRA POINTS Made-Attempts	2-4	2-2
FIELD GOALS Made-Attempts	2-3	0-0
SAFETIES	0	0
FINAL SCORE	32	14



SCORING SUMMARY

TM	QTR	TIME	PLAY DESCRIPTION	MIN	OAK
OAK	2	0:48	E. Mann 24 yd. Field Goal (12-90, 5:23)	0	3
OAK	2	7:50	D. Casper 1 yd. pass from K. Stabler (E. Mann kick) (10-64, 5:21)	0	10
OAK	2	11:27	P. Banaszak 1 yd. run (kick failed) (5-35, 2:20)	0	16
OAK	3	9:44	E. Mann 40 yd. Field Goal (5-31, 2:12)	0	19
MIN	3	14:13	S. White 8 yd. pass from F. Tarkenton (F. Cox kick) (12-68, 4:29)	7	19
OAK	4	7:21	P. Banaszak 2 yd. run (E. Mann kick) (4-54, 2:27)	7	26
OAK	4	9:17	W. Brown 75 yd. interception return (kick failed)	7	32
MIN	4	14:35	S. Voigt 13 yd. pass from B. Lee (F. Cox kick) (9-86, 1:31)	14	32

SCORE BY QUARTER

	1	2	3	4	OT	TOTAL
OAKLAND	0	16	3	13	-	32
MINNESOTA	0	0	7	7	-	14

OAKLAND RAIDERS

RUSHING	Att	Yd	Avg	Lg	TD	
C. Davis	16	137	8.6	35	0	
M. VanEgghen	18	73	4.1	11	0	
C. Garrett	4	19	4.8	13	0	
P. Banaszak	10	19	1.9	6	2	
H. Ginn	2	9	4.5	9	0	
M. Rae	2	9	4.5	11	0	
Total	52	266	5.1	35	2	
PASSING	Att	Cm	Yds <th>TD</th> <th>Lg</th> <th>In</th>	TD	Lg	In
K. Stabler	19	12	180	1	48	0
Total	19	12	180	1	48	0
RECEIVING	No	Yd	Avg	Lg	TD	
D. Casper	4	70	17.5	25	1	
F. Biletnikoff	4	79	19.8	48	0	
C. Garrett	1	11	11	11	0	
C. Branch	3	20	6.7	10	0	
Total	12	180	15	48	1	
INTERCEPTIONS	No	Yd	Avg	Lg	TD	
W. Hall	1	16	16	16	0	
W. Brown	1	75	75	75	1	
Total	2	91	45.5	75	1	
PUNT RETURNS	No	Yd	Avg	FC	Lg	TD
N. Colzie	4	43	10.8	0	25	0
Total	4	43	10.8	0	25	0
KICK RETURNS	No	Yd	Avg	Lg	TD	
C. Garrett	2	47	23.5	24	0	
M. Siani	1	0	0	0	0	
Total	3	47	15.7	24	0	

MINNESOTA VIKINGS

RUSHING	Att	Yd	Avg	Lg	TD	
C. Foreman	17	44	2.6	7	0	
B. McClanahan	3	3	1.0	2	0	
R. Miller	2	4	2.0	3	0	
B. Lee	1	4	4.0	4	0	
S. White	1	7	7.0	7	0	
S. Johnson	2	9	4.5	8	0	
Total	26	71	2.7	8	0	
PASSING	Att	Cm	Yds	TD	Lg	In
F. Tarkenton	35	17	205	1	26	2
B. Lee	9	7	81	1	20	0
Total	44	24	286	2	26	2
RECEIVING	No	Yd	Avg	Lg	TD	
C. Foreman	5	62	12.4	26	0	
A. Rashad	3	53	17.7	25	0	
R. Miller	4	19	4.8	13	0	
S. Voigt	4	49	12.3	15	1	
S. White	5	77	15.4	20	1	
S. Johnson	3	26	8.7	17	0	
Total	24	286	11.9	26	2	
INTERCEPTIONS	No	Yd	Avg	Lg	TD	
	--	--	--	--	--	
PUNT RETURNS	No	Yd	Avg	FC	Lg	TD
L. Willis	3	14	4.7	0	8	0
Total	3	14	4.7	0	8	0
KICK RETURNS	No	Yd	Avg	Lg	TD	
L. Willis	3	57	19	20	0	
S. White	4	79	19.8	26	0	
Total	7	136	19.4	26	0	

RAIDERS STARTERS

OFFENSE	DEFENSE
C 50 D. Dalby	DT 74 D. Rowe
G 64 G. Buehler	DT 60 O. Sistrunk
G 63 E. Upshaw	DE 72 J. Matuszak
T 78 A. Shell	DE 41 P. Villapiano
T 75 J. Vella	LB 83 T. Hendricks
TE 87 D. Casper	LB 58 M. Johnson
WR25 F. Biletnikoff	LB 39 W. Hall
WR21 B. Branch	CB 24 W. Brown
RB 28 C. Davis	CB 26 S. Thomas
RB 30 M. Van Egghen	FS 32 J. Tatum
QB 12 K. Stabler	SS 43 G. Atkinson

VIKINGS STARTERS

OFFENSE	DEFENSE
C 53 M. Tinglehoff	DT 88 A. Page
G 68 C. Goodrum	DT 69 D. Sutherland
G 62 E. Wiley	DE 81 C. Eller
T 78 S. Rite	DE 70 J. Marshall
T 73 R. Vary	LB 59 M. Blair
TE 83 S. Voigt	LB 58 W. Hilgenberg
WR28 A. Rashad	LB 50 J. Siemon
WR85 S. White	CB 20 B. Bryant
RB 44 C. Foreman	CB 43 N. Wright
RB 33 B. McClanahan	SS 22 P. Krause
QB 10 F. Tarkenton	SS 23 J. Wright

SUPER BOWL XV

Louisiana Superdome; Sunday, Jan. 25, 1981; Attendance: 76,135; Time: 3:13 PM PST; Weather: played indoors, domed stadium

The 1980 Oakland Raiders entered Super Bowl XV against the NFC Champion Philadelphia Eagles as the ultimate underdogs. Not only were the Raiders the first wild card team to advance to the Super Bowl since the NFL adopted the new playoff format in 1978, but the Eagles had already defeated the Silver and Black, 10-7, just eight weeks earlier. This matchup would be markedly different, as a team that started the season with just a 2-3 record would claim the club's second championship with a dominating 27-10 victory.

The Raiders wasted no time establishing themselves in New Orleans, as

Rod Martin picked off a Ron Jaworski pass on the game's third play and returned it 37 yards to set up a Jim Plunkett touchdown pass to Cliff Branch. Later in the first quarter, Plunkett hit Kenny King for an 80-yard touchdown strike that set a then-Super Bowl record and gave the Silver and Black a 14-0 lead.

Head coach Tom Flores, employing a philosophy of pressure football, kept the offense firing away in the second half. Plunkett engineered a third-quarter drive that culminated in a 29-yard touchdown pass to Branch that gave the Raiders an insurmountable 21-3 lead. Chris Bahr added two field goals in the second half and the defense, led by a Super Bowl-record three interceptions by Martin, surrendered only a fourth-quarter touchdown.

Plunkett was tabbed for MVP honors after completing 13-of-21 passes for 261 yards and three touchdowns as the Silver and Black became the first wild card team in NFL history to win the Super Bowl.



	RAIDERS	EAGLES
TOTAL FIRST DOWNS	17	19
By Rushing	6	3
By Passing	10	14
By Penalty	1	2
THIRD-DOWN EFFICIENCY	6-12-50%	5-12-42%
FOURTH-DOWN EFFICIENCY	0-0-0%	1-1-100%
TOTAL NET YARDS	377	360
Total Offensive Plays	56	64
Average gain per offensive play	6.7	5.6
NET YARDS RUSHING	117	69
Total Rushing Plays	34	26
Average gain per rushing play	3.4	2.7
NET YARDS PASSING	260	291
Times thrown—yards lost att. to pass	1-1	0-0
Gross yards passing	259	291
PASS ATT-COMP-INT	21-13-0	38-18-3
Average gain per pass play	11.8	7.7
PUNTS Number and Average	3-42	3-36.3
TOTAL RETURN YARDS (not inc. kickoffs)	45	20
No. and Yards Punt Returns	2-1	3-20
No. and Yards Kickoff Returns	3-48	6-87
No. and Yards Interception Returns	3-44	0-0
PENALTIES Numbers and Yards	5-37	6-57
FUMBLES Numbers and Lost	0-0	1-1
EXTRA POINTS Made-Attempts	3-3	1-1
FIELD GOALS Made-Attempts	2-3	1-2
SAFETIES	0	0
FINAL SCORE	27	10

SCORING SUMMARY

TM	QTR	TIME	PLAY DESCRIPTION	OAK	PHI
OAK	1	6:04	C. Branch 2 yd. pass from J. Plunkett (C. Bahr kick) (7-30, 4:16)	7	0
OAK	1	14:51	K. King 80 yd. pass from J. Plunkett (C. Bahr kick) (3-86, 0:57)	14	0
PHI	2	4:32	T. Franklin 30 yd. Field Goal (8-61, 4:41)	14	3
OAK	3	2:36	C. Branch 29 yd. pass from J. Plunkett (C. Bahr kick) (5-76, 2:36)	21	3
OAK	3	10:25	C. Bahr 46 yd. Field Goal (7-40, 3:45)	24	3
PHI	4	1:01	K. Kreple 8 yd. pass from R. Jaworski (T. Franklin kick) (12-88, 5:36)	24	10
OAK	4	6:31	C. Bahr 35 yd. Field Goal (11-72, 5:30)	27	10

SCORE BY QUARTER

	1	2	3	4	OT	TOTAL
OAKLAND	14	0	10	3	—	27
PHILADELPHIA	0	3	0	7	—	10

OAKLAND RAIDERS

RUSHING	Att	Yd	Avg	Lg	TD
M. van Eeghen	18	75	4.2	8	0
K. King	6	18	3.0	6	0
D. Jensen	4	17	4.3	6	0
J. Plunkett	3	9	3.0	5	0
A. Whittington	3	-2	-0.7	2	0
Total	34	117	3.4	8	0

PASSING	Att	Cm	Yds	TD	Lg	In
J. Plunkett	21	13	261	3	80	0
Total	21	13	261	3	80	0

RECEIVING	No	Yd	Avg	Lg	TD
C. Branch	5	67	13.4	29T	2
B. Chandler	4	77	19.3	32	0
K. King	2	93	46.5	80T	1
R. Chester	2	24	12.0	16	0
Total	13	261	20.1	80T	3

INTERCEPTIONS	No	Yd	Avg	Lg	TD
R. Martin	3	44	14.7	25	0
Total	3	44	14.7	25	0

PUNT RETURNS	No	Yd	Avg	FC	Lg	TD
I. Matthews	2	1	0.5	1	2	0
Total	2	1	0.5	1	2	0

KICK RETURNS	No	Yd	Avg	Lg	TD
I. Matthews	2	29	14.5	21	0
K. Moody	1	19	19	19	0
Total	3	48	16	21	0

PHILADELPHIA EAGLES

RUSHING	Att	Yd	Avg	Lg	TD
W. Montgomery	16	44	2.8	8	0
L. Harris	7	14	2.0	5	0
L. Giammona	1	7	7.0	7	0
P. Harrington	1	4	4.0	4	0
R. Jaworski	1	0	0.0	0	0
Total	26	69	2.7	8	0

PASSING	Att	Cm	Yds	TD	Lg	In
R. Jaworski	38	18	291	1	43	3
Total	38	18	291	1	43	3

RECEIVING	No	Yd	Avg	Lg	TD
W. Montgomery	6	19	3.2	25	0
H. Carmichael	5	83	16.6	29	0
K. Smith	2	59	29.5	43	0
K. Kreple	2	16	8.0	8T	1
J. Spagnola	1	22	22.0	22	0
R. Parker	1	19	19.0	19	0
L. Harris	1	1	1.0	1	0
Total	18	219	12.2	43	1

R. Parker	1	19	19.0	19	0
L. Harris	1	1	1.0	1	0
Total	18	219	12.2	43	1

PUNT RETURNS	No	Yd	Avg	FC	Lg	TD
B. Campfield	5	87	17.4	21	0	0
P. Harrington	1	0	0.0	0	0	0
Total	6	87	14.5	21	0	0

KICK RETURNS	No	Yd	Avg	Lg	TD
B. Campfield	5	87	17.4	21	0
P. Harrington	1	0	0.0	0	0
Total	6	87	14.5	21	0

RAIDERS STARTERS

OFFENSE	DEFENSE
C 50 D. Dalby	NT 62 R. Kinlaw
G 65 M. Marvin	DE 73 D. Brownrigg
G 63 E. Upshaw	DE 72 J. Matuszak
T 70 H. Lawrence	LB 83 T. Hendricks
T 78 A. Shell	LB 53 R. Martin
TE 88 R. Chester	LB 55 M. Miller
WR 85 B. Chandler	LB 51 B. Nelson
WR 21 C. Branch	CB 37 L. Hayes
RB 33 K. King	CB 35 D. O'Steen
RB 30 M. van Eeghen	FS 44 B. Owens
QB 16 J. Plunkett	SS 36 M. Davis

EAGLES STARTERS

OFFENSE	DEFENSE
C 50 G. Morris	NT 65 C. Johnson
G 69 W. Morales	DE 78 C. Hairston
G 62 P. Perot	DE 68 D. Harrison
T 76 J. Sisemore	LB 95 J. Bunting
T 75 S. Walters	LB 56 J. Robinson
TE 84 K. Kreple	LB 66 B. Bergey
WR 17 H. Carmichael	LB 55 F. LeMaster
WR 88 J. Spagnola	CB 46 H. Edwards
RB 20 L. Harris	CB 43 R. Young
RB 31 W. Montgomery	FS 22 B. Wilson
QB 7 R. Jaworski	SS 41 R. Logan

SUPER BOWLS

SUPER BOWL XVIII

Tampa Stadium; Sunday, Jan. 22, 1984; Attendance: 72,920; Time: 3:31 PM PST; Weather: 68°F; partly cloudy, wind NE 20 mph

Famously dubbed "Black Sunday" by NFL Films, Super Bowl XVIII put on display the best that the NFL had to offer as the Los Angeles Raiders drubbed the Washington Redskins, 38-9. The resounding victory rested on the running brilliance of Marcus Allen and the strength of dominating defense and special teams play that lifted the Raiders to the club's third Super Bowl title in eight years.

Clad in their famous black jerseys, the Raiders jumped on the scoreboard first as Derrick Jensen blocked a first-quarter punt deep in Washington territory and fell on the ball in the end zone for a touchdown. In the second quarter, Jim Plunkett orchestrated an efficient three-play drive that culminated in a 12-yard touchdown pass to Cliff Branch.

After a Redskins field goal, the Silver and Black defense would strike just moments before halftime. Keying on a Washington screen pass play that had worked successfully against the Raiders during a regular season meeting between the two teams, defensive coordinator Charlie Sumner inserted reserve Jack Squirek with time winding down in the first half. As Joe Theismann lobbed a screen out towards Joe Washington from the 12-yard line, Squirek stepped in front of the pass and returned the interception for a touchdown to give the Raiders a 21-3 halftime advantage.

The Raiders' second half performance was just as dominant as the team shifted focus to its running game, led by Allen. The second-year running back scored a third-quarter touchdown on a 5-yard run before breaking off perhaps the finest run in Super Bowl history later in the same period. Allen took a handoff from Plunkett and started left on the play but went too wide for his blocking and reversed his field, burst free of pursuit and found the end zone after a 74-yard sprint to give the Raiders an insurmountable lead and give the city of Los Angeles its first and only Super Bowl victory.

Allen was the easy choice as the game's Most Valuable Player, gaining 191 yards on 20 carries with two touchdowns.

SCORING SUMMARY

TM	QTR	TIME	PLAY DESCRIPTION	WASH	LA
LA	1	4:52	D. Jensen blocked punt return (C. Bahr kick)	0	7
LA	2	5:46	C. Branch 12 yd. pass from J. Plunkett (C. Bahr kick) (3-65, 1:34)	0	14
WR	2	11:55	M. Moseley 24 yd. Field Goal (13-73, 6:09)	3	14
LA	2	14:53	J. Squirek 5 yd. interception return (C. Bahr kick)	3	21
WR	3	4:08	J. Riggins 1 yd. run (kick blocked) (9-70, 4:08)	9	21
LA	3	7:54	M. Allen 5 yd. run (C. Bahr kick) (8-70, 3:46)	9	28
LA	3	15:00	M. Allen 74 yd. run (C. Bahr kick) (1-74, 0:12)	9	35
LA	4	12:36	C. Bahr 21 yd. Field Goal (8-55, 3:55)	9	38

	REDSKINS	RAIDERS
TOTAL FIRST DOWNS	19	18
By Rushing	7	8
By Passing	10	9
By Penalty	2	1
THIRD-DOWN EFFICIENCY	6-17-35%	5-13-38%
FOURTH-DOWN EFFICIENCY	0-1-0%	0-0-0%
TOTAL NET YARDS	283	385
Total Offensive Plays	73	60
Average gain per offensive play	3.9	6.4
NET YARDS RUSHING	90	231
Total Rushing Plays	32	33
Average gain per rushing play	2.8	7.0
NET YARDS PASSING	193	154
Times thrown - yards lost att. to pass	6-50	2-18
Gross yards passing	243	172
PASS ATT-COMP-INT	35-16-2	25-16-0
Average gain per pass play	4.7	5.7
PUNTS Number and Average	8-32.4	7-42.7
TOTAL RETURN YARDS (not inc. kickoffs)	167	30
No. and Yards Punt Returns	2-35	2-8
No. and Yards Kickoff Returns	7-132	1-17
No. and Yards Interception Returns	0-0	2-5
PENALTIES Numbers and Yards	4-62	7-56
FUMBLES Numbers and Lost	1-1	3-2
EXTRA POINTS Made-Attempts	0-1	5-5
FIELD GOALS Made-Attempts	1-2	1-1
SAFETIES	0	0
FINAL SCORE	9	38

SCORE BY QUARTER

	1	2	3	4	OT	TOTAL
LOS ANGELES	7	14	14	3	-	38
WASHINGTON	0	3	6	0	-	9

LOS ANGELES RAIDERS

RUSHING	Att	Yd	Avg	Lg	TD	
M. Allen	20	191	9.5	74	2	
K. King	3	12	4.0	10	0	
F. Hawkins	3	6	2.0	3	0	
G. Pruitt	5	17	3.4	11	0	
J. Plunkett	1	-2	-2.0	-2	0	
C. Willis	1	7	7.0	7	0	
Total	33	231	7.0	74	2	
PASSING	Att	Cm	Yds	TD	Lg	In
J. Plunkett	25	16	172	1	50	0
Total	25	16	172	1	50	0
RECEIVING	No	Yd	Avg	Lg	TD	
M. Allen	2	18	12	0	0	
K. King	2	8	4.0	7	0	
T. Christensen	4	32	8.0	14	0	
C. Branch	6	94	15.7	50	1	
F. Hawkins	2	20	10.0	14	0	
Total	16	172	10.8	50	1	
INTERCEPTIONS	No	Yd	Avg	Lg	TD	
J. Squirek	1	5	5	5	1	
M. Haynes	1	0	0	0	0	
Total	2	5	2.5	5	1	
PUNT RETURNS	No	Yd	Avg	FC	Lg	TD
T. Watts	1	0	0	0	0	0
G. Pruitt	1	8	8	3	8	0
Total	2	8	4.0	3	8	0
KICK RETURNS	No	Yd	Avg	Lg	TD	
G. Pruitt	1	17	17	17	0	
Total	1	17	17	17	0	

WASHINGTON REDSKINS

RUSHING	Att	Yd	Avg	Lg	TD	
J. Riggins <td>26</td> <td>64</td> <td>2.5</td> <td>8</td> <td>1</td>	26	64	2.5	8	1	
J. Theismann	3	18	6.0	8	0	
J. Washington	3	8	2.7	5	0	
Total	32	90	2.8	8	1	
PASSING	Att	Cm	Yds	TD	Lg	In
J. Theismann	35	16	243	0	60	2
Total	35	16	243	0	60	2
RECEIVING	No	Yd	Avg	Lg	TD	
C. Didier	5	65	13.0	20	0	
J. Washington	20	67	3.4	10	0	
C. Garrett	1	17	17.0	17	0	
C. Brown	3	93	31.0	60	0	
N. Giaminto	2	21	10.5	14	0	
A. Monk	1	26	26.0	26	0	
J. Riggins	1	1	1.0	1	0	
Total	16	243	15.2	60	0	
INTERCEPTIONS	No	Yd	Avg	Lg	TD	
-	-	-	-	-	-	
PUNT RETURNS	No	Yd	Avg	FC	Lg	TD
N. Giaminto	1	1	1.0	2	1	0
D. Green	1	34	34.0	0	34	0
Total	2	35	17.5	2	34	0
KICK RETURNS	No	Yd	Avg	Lg	TD	
C. Garrett	5	100	20.0	35	0	
D. Grant	1	32	32.0	32	0	
B. Kimball	1	0	0.0	0	0	
Total	7	132	18.6	35	0	

RAIDERS STARTERS

OFFENSE	DEFENSE
C 50 D. Dalby	NT 62 R. Kinlaw
G 73 C. Hannah	DE 77 L. Alzado
G 65 M. Marvin	DE 75 H. Long
T 79 B. Davis	LB 83 T. Hendricks
T 70 H. Lawrence	LB 53 R. Martin
TE 46 T. Christensen	LB 55 M. Miller
WR80 M. Barnwell	LB 51 B. Nelson
WR 21 C. Branch	CB 37 L. Hayes
RB 32 M. Allen	CB 22 M. Haynes
RB 33 K. King	FS 26 V. McElroy
QB 16 J. Plunkett	SS 36 M. Davis

REDSKINS STARTERS

OFFENSE	DEFENSE
C 53 J. Bostic	DT 65 D. Butz
G 68 R. Grimm	DT 77 D. Grant
G 73 M. May	DE 79 T. Liebenstein
T 66 J. Jacoby	DE 72 D. Manley
T 74 G. Stark	LB 55 M. Kaufman
TE 88 R. Walker	LB 57 R. Milot
TE 85 D. Warren	LB 52 N. Olkewicz
WR 87 C. Brown	CB 28 D. Green
WR81 A. Monk	CB 24 A. Washington
RB 44 J. Riggins	FS 29 M. Murphy
QB 7 J. Theismann	SS 48 K. Coffey

Qualcomm Stadium; Sunday, Jan. 26, 2003; Attendance: 67,603; Time: 3:50 PM PST; Weather: 81°F; sunny, 21% humidity, wind WSW 8 mph

After three seasons of knocking on the door, the 2002 Raiders broke through to earn a place in the Super Bowl for the fifth time in franchise history. Led by NFL Most Valuable Player Rich Gannon, the Silver and Black claimed a third-straight AFC West title in 2002, and dispatched the Tennessee Titans in the AFC Championship Game, 41-24, in dominating fashion. The team's ultimate goal of a fourth Super Bowl title would prove elusive, however, as the Raiders fell to the Tampa Bay Buccaneers in Super Bowl XXXVII in San Diego, 48-21.



The Raiders got on the board first, capitalizing on a Charles Woodson interception on the game's first possession and getting a 40-yard field goal from Sebastian Janikowski. The score would be the last until late in the third quarter for the Raiders, as the Buccaneers reeled off 34 unanswered points to build a large lead.

The Silver and Black got back into the game with three touchdowns in the second half. Gannon connected with Jerry Porter and Jerry Rice on touchdown passes of 39 and 48 yards, respectively, and Eric Johnson returned a blocked punt 13 yards for a score to move the Raiders to within two scores at 34-21 in the fourth quarter.

Tampa Bay halted any chance of a Raider comeback with two interception returns for touchdowns in the fourth quarter, one by Derrick Brooks for 44 yards and one by Dwight Smith on a tipped pass for 50 yards.

SCORING SUMMARY

TM	QTR	TIME	PLAY DESCRIPTION	OAK	TB
OAK	1	10:40	S. Janikowski 40 yd. Field Goal (7-14, 2:55)	3	0
TB	1	7:51	M. Gramatica 31 yd. Field Goal (9-58, 2:49)	3	3
TB	2	11:16	M. Gramatica 43 yd. Field Goal (9-26, 3:53)	3	6
TB	2	6:24	M. Alstott 2 yd. run (M. Gramatica kick) (4-27, 2:02)	3	13
TB	2	0:30	K. McCardell 5 yd. pass from B. Johnson (M. Gramatica kick)	3	20
TB	3	5:30	K. McCardell 8 yd. pass from B. Johnson (M. Gramatica kick)	3	27
TB	3	4:47	D. Smith 44 yd. interception return (M. Gramatica kick)	3	34
OAK	3	2:14	J. Porter 39 yd. pass from R. Gannon (pass failed) (8-82, 2:33)	9	34
OAK	4	14:16	E. Johnson 13 yd. return of blocked punt (pass failed)	15	34
OAK	4	6:06	J. Rice 48 yd. pass from R. Gannon (pass failed) (8-78, 2:56)	21	34
TB	4	11:08	D. Brooks 44 yd. interception return (M. Gramatica kick)	21	41
TB	4	0:12	D. Smith 50 yd. interception return (M. Gramatica kick)	21	48

	RAIDERS	BUCCS
TOTAL FIRST DOWNS	11	24
By Rushing	1	6
By Passing	9	15
By Penalty	1	3
THIRD-DOWN EFFICIENCY	7-16-44%	6-15-40%
FOURTH-DOWN EFFICIENCY	0-0-0%	0-1-0%
TOTAL NET YARDS	269	365
Total Offensive Plays	60	76
Average gain per offensive play	4.5	4.8
NET YARDS RUSHING	19	150
Total Rushing Plays	11	42
Average gain per rushing play	1.7	3.6
NET YARDS PASSING	250	215
Times thrown - yards lost att. to pass	5-22	0-0
Gross yards passing	272	215
PASS ATT-COMP-INT	44-24-5	34-18-1
Average gain per pass play	5.1	6.3
PUNTS Number and Average	5-11	9-0-0
TOTAL RETURN YARDS (not inc. kickoffs)	41	197
No. and Yards Punt Returns	3-29	1-25
No. and Yards Kickoff Returns	9-149	4-90
No. and Yards Interception Returns	1-12	5-172
PENALTIES Numbers and Yards	7-51	5-41
FUMBLES Numbers and Lost	1-0	1-0
EXTRA POINTS Made-Attempts	0-3	6-6
FIELD GOALS Made-Attempts	1-1	2-2
SAFETIES	0	0
FINAL SCORE	21	48

SCORE BY QUARTER

	1	2	3	4	OT	TOTAL
OAKLAND	3	0	6	12	-	21
TAMPA BAY	3	17	14	14	-	48

OAKLAND RAIDERS

RUSHING	Att	Yd	Avg	Lg	TD	
C. Garner	7	10	1.4	4	0	
Z. Crockett	2	6	3.0	4	0	
R. Gannon	2	3	1.5	2	0	
Total	11	19	1.7	4	0	
PASSING	Att	Cm	Yds <th>TD</th> <th>Lg</th> <th>In</th>	TD	Lg	In
R. Gannon	44	24	272	2	48	5
Total	44	24	272	2	48	5
RECEIVING	No	Yd	Avg	Lg	TD	
C. Garner	7	51	7.3	9	0	
J. Rice	5	77	15.4	48	1	
D. Jolley	5	59	11.8	25	0	
J. Porter	4	62	15.5	39	1	
T. Brown	1	9	9.0	9	0	
J. Ritchie	1	7	7.0	7	0	
T. Wheatley	1	7	7.0	7	0	
Total	24	272	11.3	48	2	
INTERCEPTIONS	No	Yd	Avg	Lg	TD	
C. Woodson	1	12	12.0	12	0	
Total	1	12	12.0	12	0	
PUNT RETURNS	No	Yd	Avg	FC	Lg	TD
D. Gordon	3	29	9.7	0	17	0
T. Brown	0	0	0.0	1	0	0
Total	3	29	9.7	1	17	0
KICK RETURNS	No	Yd	Avg	Lg	TD	
M. Knight	8	143	17.9	29	0	
C. Cooper	1	6	6.0	6	0	
Total	9	149	16.6	29	0	

TAMPA BAY BUCCANEERS

RUSHING	Att	Yd	Avg	Lg	TD	
M. Pittman	29	124	4.3	24	0	
M. Alstott	10	15	1.5	5	1	
B. Johnson	1	10	10.0	10	0	
A. Stecker	1	1	1.0	1	0	
T. Tupa	1	0	0.0	0	0	
Total	42	150	3.6	24	1	
PASSING	Att	Cm	Yds	TD	Lg	In
B. Johnson	34	18	215	2	33	1
Total	34	18	215	2	33	1
RECEIVING	No	Yd	Avg	Lg	TD	
K. Johnson	6	69	11.5	18	0	
M. Alstott	5	43	8.6	16	0	
J. Jurevicius	4	78	19.5	33	0	
K. McCardell	2	13	6.5	8	2	
K. Dilger	1	12	12.0	12	0	
Total	18	215	11.9	33	2	
INTERCEPTIONS	No	Yd	Avg	Lg	TD	
D. Smith	2	94	47.0	50	2	
D. Jackson	2	34	17.0	25	0	
D. Brooks	1	44	44.0	44	1	
Total	18	215	11.9	33	2	
PUNT RETURNS	No	Yd	Avg	FC	Lg	TD
K. Williams	1	25	25.0	4	25	0
Total	1	25	25.0	4	25	0
KICK RETURNS	No	Yd	Avg	Lg	TD	
A. Stecker	3	67	22.3	27	0	
D. Smith	1	23	23.0	23	0	
[TOUCHBACK]	1	0	0.0	-	0	
Total	4	90	22.5	27	0	

RAIDERS STARTERS

OFFENSE	DEFENSE
C 62 A. Treu	DT 95 S. Adams
LG 73 F. Middleton	DT 97 J. Parrella
RG 79 M. Collins	DE 99 D. Grant
LT 65 B. Sims	DE 91 R. Upshaw
RT 72 L. Kennedy	LB 53 B. Romanowski
TE 88 D. Jolley	LB 50 E. Barton
WR81 T. Brown	LB 58 N. Harris
WR80 J. Rice	CB 24 C. Woodson
WR84 J. Porter	CB 20 T. James
RB 25 C. Garner	FS 26 R. Woodson
QB 12 R. Gannon	SS 33 A. Dorsett

BUCCANEERS STARTERS

OFFENSE	DEFENSE
C 62 J. Christy	DT 99 W. Sapp
LG 71 K. Jenkins	NT 91 M. Darby
RG 60 C. Coleman	LE 94 G. Spires
LT 72 R. Oben	RE 97 S. Rice
RT 68 K. Walker	DB 26 D. Smith
TE 85 K. Dilger	LB 53 S. Quarles
WR19 K. Johnson	LB 55 D. Brooks
WR 87 K. McCardell	CB 25 B. Kelly
RB 32 M. Pittman	CB 20 R. Barber
FB 40 M. Alstott	FS 34 D. Jackson
QB 14 B. Johnson	SS 47 J. Lynch

PLAYOFF HISTORY

RAIDERS 40, HOUSTON OILERS 7

1967 AFL Championship

Dec. 31, 1967 at Oakland-Alameda County Coliseum; Oakland, Calif.

The Raiders made a splash in the organization's first-ever postseason contest, posting an emphatic 40-7 victory over Houston in front of 53,330 fans at Oakland-Alameda County Coliseum.

Fullbacks Pete Banaszak (15-116) and Hewritt Dixon (22-141) each topped 100 yards on the ground and quarterback Daryle Lamoni- ca tossed a pair of touchdown passes and rushed for an additional score in the rout. Veteran kicker George Blanda added three field goals for Oakland.

Following a tight first period, Dixon got the Raiders on the board with a 69-yard touchdown scamper around left end in the second quarter. Blanda set up for a field-goal attempt on fourth-and-1 later in the frame, but Lamoni- ca took the snap and connected with tight end Dave Kocourek for a 17-yard touchdown pass to give the Raiders a 17-0 lead at the half.

In the third quarter, Lamoni- ca's 1-yard dive and the first of Blanda's three field goals gave Oakland an insurmountable 27-0 lead. Two more Blanda field goals and a 12-yard touchdown pass from Lamoni- ca to wide receiver Bill Miller in the fourth period closed out the scoring for the day for Oakland, earning for the Raiders the right to represent the American Football League in the second AFL-NFL Championship.

	1	2	3	4	F
Houston Oilers	0	0	0	7	7
Raiders	3	14	10	13	40

OAK - Blanda 37 yd. FG
OAK - Dixon 69 yd. run (Blanda kick)
OAK - Kocourek 17 yd. pass from Lamoni- ca (Blanda kick)
OAK - Lamoni- ca 1 yd. run (Blanda kick)
OAK - Blanda 40 yd. FG
OAK - Blanda 42 yd. FG
HOU - Frazier 5 yd. pass from Beathard (Wittenborn kick)
OAK - Blanda 36 yd. FG
OAK - Miller 12 yd. pass from Lamoni- ca (Blanda kick)

RAIDERS 41, KANSAS CITY 6

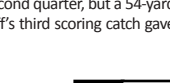
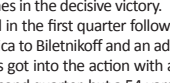
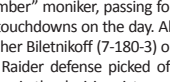
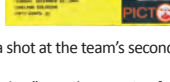
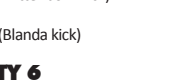
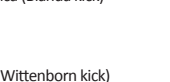
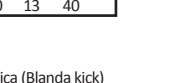
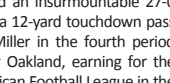
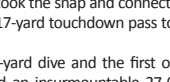
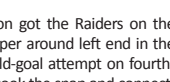
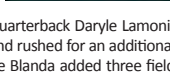
1968 AFL Playoff

Dec. 22, 1968 at Oakland-Alameda County Coliseum; Oakland, Calif.

Deadlocked atop the AFL Western Division standings with identical 12-2 records, the Raiders and Chiefs met in a playoff contest to determine the New York Jets' opponent in the 1968 AFL Championship Game. Oakland used a devastating air attack behind quarterback Daryle Lamoni- ca and receivers Fred Biletnikoff and Warren Wells to hand Kansas City a 41-6 defeat and book a date with Joe Namath's Jets for a shot at the team's second straight AFL title.

Lamoni- ca lived up to his "Mad Bomber" moniker, passing for 347 yards on 19 completions with five touchdowns on the day. All of Lamoni- ca's scoring tosses went to either Biletnikoff (7-180-3) or Wells (4-93-2), while an opportunistic Raider defense picked off Chiefs quarterback Len Dawson four times in the decisive victory.

Oakland jumped out to a 21-0 lead in the first quarter following two touchdown passes from Lamoni- ca to Biletnikoff and an additional scoring toss to Wells. The Chiefs got into the action with a pair of Jan Stenerud field goals in the second quarter, but a 54-yard pass on a third-and-8 play for Biletnikoff's third scoring catch gave



the Raiders a 28-6 advantage at the half.

Following a scoreless third period, Lamoni- ca hooked up with Wells for a 35-yard touchdown pass in the fourth quarter to extend the Oakland lead. Well's second touchdown of the day and a pair of George Blanda field goals following interceptions by defensive backs Willie Brown and Nemiah Wilson sealed the victory for the Silver and Black.

	1	2	3	4	F
Kansas City	0	6	0	0	6
Raiders	21	7	0	13	41

OAK - Biletnikoff 24 yd. pass from Lamoni- ca (Blanda kick)
OAK - Wells 23 yd. pass from Lamoni- ca (Blanda kick)
OAK - Biletnikoff 44 yd. pass from Lamoni- ca (Blanda kick)
KC - Stenerud 10 yd. FG
KC - Stenerud 8 yd. FG
OAK - Biletnikoff 54 yd. pass from Lamoni- ca (Blanda kick)
OAK - Wells 35 yd. pass from Lamoni- ca (Blanda kick)
OAK - Blanda 41 yd. FG
OAK - Blanda 40 yd. FG

NEW YORK JETS 27, RAIDERS 23

1968 AFL Championship

Dec. 29, 1968 at Shea Stadium; Flushing Meadows, N.Y.

Just six weeks after the two teams met in the famed "Heidi Game," the Raiders' quest for a second straight AFL title came to an end as Joe Namath's 6-yard touchdown pass to receiver Don Maynard with just under eight minutes remaining in regulation lifted the Jets to a 27-23 win in a back-and-forth struggle.

Oakland quarterback Daryle Lamoni- ca posted a second prolific passing performance in as many weeks, completing 20-of-47 attempts for a franchise-record 406 yards and one touchdown. Fred Biletnikoff hauled in seven passes for 190 yards and one touchdown to lead all receivers.

After surrendering 10 points in the first quarter, a 29-yard scoring pass from Lamoni- ca to Biletnikoff and a George Blanda field goal trimmed the New York lead to 13-10 entering the half. Blanda tied the score with a 9-yard field goal midway through the third period, but the Jets took the lead once again by way of a 20-yard pass from Namath to Pete Lammons, setting up a wildly entertaining fourth quarter.

Blanda's third field goal of the day, a 20-yarder, cut the lead to four points in the final period and rookie defensive back George Atkinson picked off a Namath pass and returned it to New York's 5-yard line on the ensuing possession. Fullback Pete Banaszak barreled into the end zone on the very next play, giving the Raiders their first lead of the game.

The Jets came back with a three-play scoring drive, culminating in Namath's touchdown pass to Maynard after the two had hooked up for a 52-yard gain on the previous play. Lamoni- ca took the Raiders deep into scoring range on two more fourth-quarter drives, the second of which ended on an incomplete swing pass intended for Charlie Smith that was ruled a lateral and recovered by the Jets.

	1	2	3	4	F
Raiders	0	10	3	10	23
NY Jets	10	3	7	7	27

NYJ - Maynard 14 yd. pass from Namath (Turner kick)
NYJ - Turner 33 yd. FG
OAK - Biletnikoff 29 yd. pass from Lamoni- ca (Blanda kick)
NYJ - Turner 36 yd. FG
OAK - Blanda 26 yd. FG
OAK - Blanda 9 yd. FG
NYJ - Lammons 20 yd. pass from Namath (Turner kick)
OAK - Blanda 20 yd. FG
OAK - Banaszak 5 yd. run (Blanda kick)
NYJ - Maynard 6 yd. pass from Namath (Turner kick)




PLAYOFF HISTORY

RAIDERS 56, HOUSTON OILERS 7

1969 AFL Divisional Playoff

Dec. 21, 1969 at
Oakland-Alameda County Coliseum;
Oakland, Calif.



Quarterback Daryle Lamonica, in perhaps his finest hour as a pro, set a single-game playoff record with six touchdown passes to lead the Silver and Black to a swift and decisive 56-7 victory over the visiting Houston Oilers in an AFL Divisional Playoff.

Under the direction of first-year head coach John Madden, a quick-strike offense and a smothering defense paced the Raiders to 28 first-quarter points. On the team's second possession, Lamonica connected with running back Larry Todd for a 40-yard completion, setting up a 13-yard scoring pass to receiver Fred Biletnikoff. On the ensuing possession, defensive back George Atkinson picked off a pass from Houston quarterback Pete Beathard and returned it 57 yards for a touchdown, staking the Raiders to a 14-0 advantage.

The Raider defense struck again on the Oilers' next series, as lineman Carleton Oats recovered a fumble on a first-down play. The turnover set up another scoring strike, with Lamonica finding receiver Rod Sherman for a 24-yard score. Another Oiler fumble, this time by Beathard on a first-down snap, set up an immediate 31-yard scoring pass from Lamonica to Biletnikoff.

Oakland's offense continued to fire on all cylinders in the second quarter, as Lamonica hooked up with running back Charlie Smith for a 60-yard touchdown catch-and-run to make the score 35-0.

Third-quarter touchdown passes to Sherman and tight end Billy Cannon gave Lamonica the record and effectively put the game out of reach for Houston. A late fourth-quarter touchdown pass from Beathard was equaled by a 5-yard touchdown run from full-back Marv Hubbard to round out the scoring.

Lamonica's touchdown bounty established the single-game playoff standard, and has been matched only twice since his record-setting day. As a team, the win over Houston remains the highest playoff point total and largest postseason margin of victory in franchise history.

	1	2	3	4	F
Houston Oilers	0	0	0	7	7
Raiders	28	7	14	7	56

OAK - Biletnikoff 13 yd. pass from Lamonica (Blanda kick)
OAK - Atkinson 57 yd. interception return (Blanda kick)
OAK - Sherman 24 yd. pass from Lamonica (Blanda kick)
OAK - Biletnikoff 31 yd. pass from Lamonica (Blanda kick)
OAK - C. Smith 60 yd. pass from Lamonica (Blanda kick)
OAK - Sherman 23 yd. pass from Lamonica (Blanda kick)
OAK - Cannon 3 yd. pass from Lamonica (Blanda kick)
HOU - Reed 8 yd. pass from Beathard (Gerela kick)
OAK - Hubbard 4 yd. run (Blanda kick)

KANSAS CITY 17, RAIDERS 7

1969 AFL Championship

Jan. 4, 1970 at
Oakland-Alameda County Coliseum;
Oakland, Calif.



The final American Football League Championship fittingly took place in Oakland, as the Raiders had come to dominate the AFL's Western Division, advancing to the championship contest for the third straight season.

A stifling Kansas City defense and a balanced offense led by quarterback Len Dawson conspired to derail the Raiders' attempt for a second AFL title in three seasons. The Chiefs' defense harassed Oakland quarterbacks Daryle Lamonica and George Blanda, forcing the signal-callers to throw four interceptions. Despite the best efforts of running back Charlie Smith, who totaled eight catches for 86 yards and rushed for the Raiders' lone touchdown, the high-flying Oakland offense was limited to its lowest point total of the season.

Smith got the Raiders on the scoreboard first, scampering in around left end from three yards out to cap a 66-yard drive at the end of the first quarter. The Chiefs leveled the score behind a 1-yard scoring plunge by running back Wendell Hayes, and the teams entered the half tied at seven.

Blanda entered the contest at quarterback for Lamonica, who sustained a hand injury, in the third quarter but was picked off deep in Kansas City territory. The Chiefs capitalized on the ensuing possession, marching 94 yards on a drive that culminated in a 5-yard touchdown run by running back Robert Holmes.

Back in the huddle, Lamonica and the Raiders attempted to even the score, but the dinged-up quarterback was picked off on three straight possessions in the fourth quarter. A Jan Stenerud field goal capped the scoring for Kansas City, which came away with the upset victory in Oakland.

	1	2	3	4	F
Kansas City	0	7	7	3	17
Raiders	7	0	0	0	7

OAK - C. Smith 3 yd. run (Blanda kick)
KC - Hayes 1 yd. run (Stenerud kick)
KC - Holmes 5 yd. run (Stenerud kick)
KC - Stenerud 22 yd. FG

RAIDERS 21, MIAMI 14

1970 AFC Divisional Playoff

Dec. 27, 1970 at
Oakland-Alameda County Coliseum;
Oakland, Calif.



The Raiders spoiled Miami's post-season debut on a muddy Coliseum field, using an opportunistic passing attack to upend the upstart Dolphins. Quarterback Daryle Lamonica tossed two touchdown passes and defensive back Willie Brown's 50-yard interception return for a touchdown earned the Raiders a spot in the first AFC Championship game with the 21-14 win.

Miami struck first, as quarterback Bob Griese found receiver Paul Warfield in the end zone for a 16-yard touchdown pass in the second quarter. Oakland pulled even near the half, as Lamonica connected with receiver Fred Biletnikoff for a 22-yard score with 1:50 left on the clock.

Oakland drove to the Miami 2-yard line on the opening possession of the third quarter, but a fumble by running back Charlie

PLAYOFF HISTORY

Smith was recovered by safety Jake Scott. The Dolphins drove to their own 38-yard line but a Griese pass intended for Warfield was picked off by Brown and returned half the length of the field for a score.

Following a missed Miami field-goal attempt early in the fourth quarter, Lamonica unleashed an 82-yard touchdown pass to receiver Rod Sherman with 9:34 left to play, extending the Raider lead. Griese led the Dolphins to within one score with a 7-yard scoring toss to Willie Richardson, but the Oakland defense held firm on Miami's following possession to close out the victory.

	1	2	3	4	F
Miami	0	7	0	7	14
Raiders	0	7	7	7	21

MIA - Warfield 16 yd. pass from Griese (Yepremian kick)
 OAK - Biletnikoff 22 yd. pass from Lamonica (Blanda kick)
 OAK - Brown 50 yd. interception return (Blanda kick)
 OAK - Sherman 82 yd. pass from Lamonica (Blanda kick)
 MIA - Richardson 7 yd. pass from Griese (Yepremian kick)

BALTIMORE COLTS 27, RAIDERS 17

1970 AFC Championship

Jan. 3, 1971 at Memorial Stadium;
 Baltimore, Md.



The Silver and Black fell short of a Super Bowl berth for the third straight season, failing to Baltimore on a barren Memorial Stadium field in the first AFC Championship game, 27-17.

The matchup between Oakland, owners of the league's top offense, and the Colts, who were led by legendary signal-caller Johnny Unitas, made for a most compelling championship battle that was dubbed the "Duel in the Dust" by NFL Films.

The Baltimore defense immediately posed problems for quarterback Daryle Lamonica, and the Raider offense stalled in the first quarter, failing to record a first down. Rookie kicker Jim O'Brien gave the Colts the lead midway through the opening frame, booting a 16-yard field goal.

Oakland drove into Colts territory early in the second period but Lamonica was sacked by Bubba Smith, forcing the quarterback to leave the game due to injury. Grizzled veteran George Blanda was called into action once again, looking to spark the Raiders to victory as he had over a remarkable five-game stretch during the regular season. After a 2-yard touchdown plunge by rookie running back Norm Bulaich put the Colts up 10-0, the Raiders drove into Colts territory and Blanda put Oakland on the board with a 48-yard field goal.

Blanda quickly drew the Raiders level in the third quarter, piloting the half's opening drive and connecting with receiver Fred Biletnikoff for a 38-yard touchdown pass. The Colts answered immediately with a field goal and took a commanding lead at the end of the period on Bulaich's second rushing touchdown of the day, an expertly-blocked 11-yard scamper around left end.

The Raiders pulled to within three points on their first drive of the fourth period. Blanda hit Warren Wells for a 15-yard touchdown, part of a five-catch, 108-yard day for the deep-threat receiver. Matching Blanda blow-for-blow was the immeasurable Unitas, who promptly tossed a 68-yard scoring strike to receiver Ray Perkins to bring the Colts' lead back to 10 points.

Blanda's magic could not rally the Raiders again, however, as two of the team's final four possessions resulted in interceptions deep in Baltimore territory and the Colts advanced to Super Bowl V.

	1	2	3	4	F
Raiders	0	3	7	7	17
Baltimore Colts	3	7	10	7	27

BAL - O'Brien 16 yd. FG

BAL - Bulaich 2 yd. run (O'Brien kick)

OAK - Blanda 48 yd. FG

OAK - Biletnikoff 38 yd. pass from Blanda (Blanda kick)

BAL - O'Brien 23 yd. FG

BAL - Bulaich 11 yd. run (O'Brien kick)

OAK - Wells 15 yd. pass from Blanda (Blanda kick)

BAL - Perkins 68 yd. pass from Unitas (O'Brien kick)

PITTSBURGH 13, RAIDERS 7

1972 AFC Divisional Playoff

Dec. 23, 1972 at Three Rivers Stadium;
 Pittsburgh, Pa.



What many have referred to as the greatest and most controversial play of all-time, "The Immaculate Reception," decided an AFC Playoff tilt between the Raiders and Steelers, setting the stage for numerous postseason battles between the two elite teams during the 1970s.

Oakland, returning to the postseason after a one-year hiatus, nursed a 7-6 advantage in a physical contest, and the Steelers were facing a fourth-and-10 as time wound down in regulation. Quarterback Terry Bradshaw's pass, intended for running back Frenchy Fuqua, ricocheted back toward the line of scrimmage and was scooped up by running back Franco Harris, who rumbled 60 yards into the end zone. The pass was deemed by officials to have been deflected by a defender, Raider safety Jack Tatum, and ruled a reception and touchdown in what remains one of the most controversial plays in NFL history.

All of the scoring came in the second half, with defense dominating the first two quarters on both sides. Quarterback Daryle Lamonica was intercepted on Oakland's first drive and a fumble by running back Marv Hubbard put the Raider defense on short fields, but the unit held strong on both occasions and halftime came with no score for either team.

The Steelers, making the organization's first postseason appearance in a decade, struck first with a Roy Gerela field goal early in the third quarter. The Raider offense could not get on track against the "Steel Curtain" defense, and Lamonica was removed in favor of Ken Stabler after throwing a fourth-quarter interception.

Pittsburgh tacked on a 29-yard field goal by Gerela with less than four minutes left in regulation and Stabler assumed the controls from the Raider 20-yard line with 3:42 left on the clock. "The Snake" converted a fourth-down play and connected with four different receivers to move the ball to the Pittsburgh 30-yard line. From there Stabler, almost stopped in the backfield, circled left and darted untouched into the end zone to give the Silver and Black their first lead of the day.

On the Steelers' final possession, Bradshaw moved the offense to the 40-yard line but stalled out there, setting up the controversial play that is still debated to this day.

	1	2	3	4	F
Raiders	0	0	0	7	7
Pittsburgh	0	0	3	10	13

PIT - Gerela 18 yd. FG

PIT - Gerela 29 yd. FG

OAK - Stabler 30 yd. run (Blanda kick)

PIT - Harris 60 yd. pass from Bradshaw (Gerela kick)

PLAYOFF HISTORY

RAIDERS 33, PITTSBURGH 14

1973 AFC Divisional Playoff

Dec. 22, 1973 at Oakland-Alameda County Coliseum; Oakland, Calif.



A pair of Marv Hubbard touchdown plunges and four George Blanda field goals helped the Raiders exact a measure of revenge for the previous season's "Immaculate Reception" game with a 33-14 win over Pittsburgh.

Quarterback Ken Stabler's precision passing coupled with a versatile running game, which generated 232 yards on 55 carries, cut through Pittsburgh's "Steel Curtain" defense, while a smothering defense limited running back Franco Harris to just 29 yards on the ground and forced quarterback Terry Bradshaw to throw three interceptions.

The Raiders wasted no time getting on the scoreboard, as the ground attack keyed a 16-play, 82-yard touchdown drive on Oakland's first possession. Hubbard broke off a 20-yard run to put the Silver and Black in scoring range, while Clarence Davis had four carries for 27 yards to set up Hubbard's 1-yard touchdown run over left tackle.

Blanda's first field goal gave the Raiders a 10-0 lead early in the second period, but a 20-yard punt return set up the Steelers in Oakland territory later in the frame. Pittsburgh capitalized and cut the lead to three following Bradshaw's 4-yard scoring toss to Barry Pearson.

The Raiders continued to pound the ball on the ground in the third quarter, racking up yardage and dominating possession, but producing only a pair of field goals. The Pittsburgh offense took to the air in an attempt to make up for lost time, but the game was effectively put out of reach when a Bradshaw pass was picked off by cornerback Willie Brown and returned 54 yards for a touchdown.

Down 23-7, Pittsburgh again tried to move the ball through the air, but Bradshaw was picked off, this time by safety George Atkinson, setting up Blanda's fourth field goal of the day.

Pittsburgh got a late touchdown, but Hubbard's leaping 1-yard touchdown dive over the middle with 19 seconds left in regulation put an exclamation point on an outstanding all-around performance.

	1	2	3	4	F
Pittsburgh	0	7	0	7	14
Raiders	7	3	13	10	33

OAK - Hubbard 1 yd. run (Blanda kick)

OAK - Blanda 25 yd. FG

PIT - Pearson 4 yd. pass from Bradshaw (Gerela kick)

OAK - Blanda 31 yd. FG

OAK - Blanda 22 yd. FG

OAK - Brown 54 yd. interception return (Blanda kick)

OAK - Blanda 10 yd. FG

PIT - Lewis 26 yd. pass from Bradshaw (Gerela kick)

OAK - Hubbard 1 yd. run (Blanda kick)

MIAMI 27, RAIDERS 10

1973 AFC Championship

Dec. 30, 1973 at Orange Bowl; Miami, Fla.

An effective running game, led by Larry Csonka's 117 yards and three touchdowns, lifted the Dolphins to a 27-10 victory over the Raiders in front of 75,105 fans at Miami's Orange Bowl. Csonka's effort paced a Dolphin offense that chewed up 266 yards on the

ground, averaging over five yards per rushing attempt.

Miami set the tone early, taking the opening kickoff and embarking on a nine-play, 64-yard drive that included just one pass attempt. Quarterback Bob Griese's 27-yard scamper set up an 11-yard touchdown run by Csonka, giving the Dolphins an early lead.

The Oakland offense failed to get on track, punting twice and missing a field-goal attempt before Miami doubled its lead by virtue of a 2-yard Csonka score. The touchdown capped a drive that included 14 running plays and just two pass attempts, both of which fell incomplete.

The Raiders got back into the contest in the third quarter, as kicker George Blanda booted a 21-yard field goal on the first possession of the second half. On the Silver and Black's next offensive series, quarterback Ken Stabler found receiver Mike Siani three times for 45 yards, including a 25-yard touchdown pass that cut the Dolphin lead to 14-10.

Miami returned to the ground game, running the ball on 11 straight plays to set up a Garo Yepremian field goal in the fourth quarter. The Dolphins defense then held firm on a fourth-and-1 play on the Raiders' next possession, stopping running back Marv Hubbard to turn the ball over on downs.

Csonka struck again late in the final period, scoring on a 2-yard run with 1:49 remaining to close out the game and send the Dolphins to their third straight Super Bowl.

	1	2	3	4	F
Raiders	0	0	10	0	10
Miami	7	7	3	10	27

MIA - Csonka 11 yd. run (Yepremian kick)

MIA - Csonka 2 yd. run (Yepremian kick)

OAK - Blanda 21 yd. FG

MIA - Yepremian 42 yd. FG

OAK - Siani 25 yd. pass from Stabler (Blanda kick)

MIA - Yepremian 27 yd. FG

MIA - Csonka 2 yd. run (Yepremian kick)

RAIDERS 28, MIAMI 26

1974 AFC Divisional Playoff


Dec. 21, 1974 at Oakland-Alameda County Coliseum; Oakland, Calif.

In the closing seconds of a tight contest, Clarence Davis hauled in a desperation toss from quarterback Ken Stabler amidst a "Sea of Hands," giving the Raiders a 28-26 victory over the Miami Dolphins in what NBC Sports play-by-play announcer Curt Gowdy called, "the greatest game I have ever seen."

In an epic contest chock full of individual heroes, Stabler's 293 passing yards and four touchdowns and receiver Fred Biletnikoff's knack for timely receptions to the tune of eight catches for 122 yards, edged out Miami's vaunted running game and 114 yards from running back Larry Csonka.

The Dolphins wasted no time getting on the scoreboard, as Nat Moore returned the opening kickoff 89 yards for a touchdown to stake the visitors to a 7-0 lead. The Raiders drew even in the second quarter, as Stabler tossed a perfect pass to Charlie Smith in single coverage down the middle for a 31-yard touchdown. Miami turned to the ground game on the ensuing possession, driving into Oakland territory and settling for a 33-yard field goal from Garo Yepremian to enter the half with a 10-7 lead.

Oakland briefly took the lead in the third quarter, with Stabler and Biletnikoff hooking up three times, the third of which was a marvelous one-handed touchdown grab just inside the pylon while draped in coverage. The Dolphins quickly retook the lead, as quarterback Bob Griese found a wide open Paul Warfield in the end zone for a 16-yard touchdown after defensive back Nemiah Wilson slipped in coverage.



PLAYOFF HISTORY

A memorable fourth quarter began well for Miami, as Yepremian's second field goal increased the Dolphin lead to 19-14. On Oakland's next possession, Stabler's deep pass was caught by a diving Cliff Branch, who having not been touched by a defender, rose to his feet and scampered 72 yards for a touchdown. Running back Benny Malone gave the Dolphins the advantage once again, breaking tackles and ducking under defenders for a 23-yard touchdown.

Behind the swashbuckling Stabler, the Raiders then drove to the Miami 8-yard line with 35 seconds left on the clock. On first-and-goal, the Miami rush closed in on the quarterback and with defensive end Vern Den Herder at his legs, Stabler looped the ball toward the end zone, where Davis outfought a crowd of white jerseys to come down with the football, clutching it to his chest for the game-winning touchdown.

	1	2	3	4	F
Miami	7	3	6	10	26
Raiders	0	7	7	14	28

MIA - Moore 89 yd. kickoff return (Yepremian kick)
 OAK - C. Smith 31 yd. pass from Stabler (Blanda kick)
 MIA - Yepremian 33 yd. FG
 OAK - Biletnikoff 13 yd. pass from Stabler (Blanda kick)
 MIA - Warfield 16 yd. pass from Griese (kick failed)
 MIA - Yepremian 46 yd. FG
 OAK - Branch 72 yd. pass from Stabler (Blanda kick)
 MIA - Malone 23 yd. run (Yepremian kick)
 OAK - Davis 8 yd. pass from Stabler (Blanda kick)

PITTSBURGH 24, RAIDERS 13

1974 AFC Championship

Dec. 29, 1974 at Oakland-Alameda County Coliseum; Oakland, Calif.



A pair of Franco Harris touchdowns, 21 fourth-quarter points and a stingy Pittsburgh defense ended the Raiders' hopes for an AFC title in Oakland. Quarterback Ken Stabler completed 19 passes for 271 yards, but three interceptions contributed to a second straight championship defeat for the Silver and Black.

A fumbled punt on the game's first possession put Oakland within scoring range, and a 40-yard George Blanda field goal gave the Raiders the early advantage. A strong Pittsburgh ground game put kicker Roy Gerela in field-goal range late in the first quarter, but his 20-yard effort sailed wide left. A second-quarter field goal by Gerela, this time from 23-yards out, drew the game level and an interception by Raider defensive back Nemiah Wilson in the end zone helped preserve the 3-3 tie at the half.

Using an efficient passing attack, the Raiders grabbed the lead midway through the third quarter. Stabler drove the offense to the Steelers' 38-yard line, and connected with receiver Cliff Branch on the left side for a touchdown strike.

The Oakland lead was short-lived, however, as Pittsburgh used seven running plays and a 13-yard completion to drive to Oakland's 8-yard line, from where Harris took it up the middle for a score. On the ensuing drive, Stabler was intercepted by linebacker Jack Ham deep in Raider territory, setting up a 6-yard touchdown pass from quarterback Terry Bradshaw to receiver Lynn Swann.

Oakland cut the lead to 17-13 with a 24-yard field goal by Blanda, but Pittsburgh's J.T. Thomas picked off a Stabler pass to dash the Raiders' hopes late in the game. Harris capped the game with a 21-yard touchdown run shortly after the interception, lifting the Steelers to the organization's first Super Bowl appearance.

	1	2	3	4	F
Pittsburgh	0	3	0	21	24
Raiders	3	0	7	3	13

OAK - Blanda 40 yd. FG

PIT - Gerela 23 yd. FG

OAK - Branch 38 yd. pass from Stabler (Blanda kick)

PIT - Harris 8 yd. run (Gerela kick)

PIT - Swann 6 yd. pass from Bradshaw (Gerela kick)

OAK - Blanda 24 yd. FG

PIT - Harris 21 yd. run (Gerela kick)

RAIDERS 31, CINCINNATI 28

1975 AFC Divisional Playoff

Dec. 28, 1975 at Oakland-Alameda County Coliseum; Oakland, Calif.



The Raiders out-paced a vaunted Cincinnati passing attack, building a significant lead before withstanding a furious Bengal rally to post a 31-28 victory in an AFC Divisional Playoff contest in Oakland.

The Silver and Black offense got off to a fast start, driving into field-goal range on the first possession of the game, but the Raiders came up empty as George Blanda's 41-yard effort fell short. Blanda would make amends later in the period, booting a 27-yard field goal to give the Raiders a 3-0 advantage.

Capitalizing on a short field following a late first-quarter punt, the Raiders added to their lead when quarterback Ken Stabler found receiver Mike Siani in the middle of the end zone for a 9-yard touchdown completion. Cincinnati got on the board via a 1-yard plunge over right tackle by running back Stan Fritts, but Oakland regained its 10-point advantage with an 8-yard touchdown pass from Stabler to tight end Bob Moore with just two minutes remaining in the first half.

The Bengals were forced to punt on their opening second-half possession, and a 20-yard return by Neal Colzie put the Raiders in scoring position at the Cincinnati 35-yard line. Four plays later, running back Pete Banaszak rumbled into the end zone from 6 yards out to increase the Raider lead. Cincinnati scored on the ensuing possession, as quarterback Ken Anderson orchestrated an 11-play, 91-yard drive that culminated in a Lenvil Elliott 6-yard touchdown run.

In a fourth quarter that saw the Coliseum air filled with footballs, the Raiders re-established a significant lead with tight end Dave Casper's 2-yard touchdown catch from a Stabler, his third scoring pass of the game. Cincinnati worked to get back in the game and, following an interception, scored on a 25-yard pass from Anderson to receiver Charlie Joiner. Anderson led a touchdown drive again on the Bengals' next series, connecting with receiver Isaac Curtis for a 14-yard score.

With the lead cut to three points, Cincinnati had one last chance to score the upset, but a tackle for loss by linebacker Ted Hendricks and three incomplete passes on the Bengals' final drive halted any chance of a come-from-behind triumph for the visitors.

	1	2	3	4	F
Cincinnati	0	7	7	14	28
Raiders	3	14	7	7	31

OAK - Blanda 27 yd. FG

OAK - Siani 9 yd. pass from Stabler (Blanda kick)

CIN - Fritts 1 yd. run (Green kick)

OAK - Moore 8 yd. pass from Stabler (Blanda kick)

OAK - Banaszak 6 yd. run (Blanda kick)

CIN - Elliott 6 yd. run (Green kick)

OAK - Casper 2 yd. pass from Stabler (Blanda kick)

CIN - Joiner 25 yd. pass from Anderson (Green kick)

CIN - Curtis 14 yd. pass from Anderson (Green kick)

PLAYOFF HISTORY

PITTSBURGH 16, RAIDERS 10

1975 AFC Championship

Jan. 4, 1976 at Three Rivers Stadium; Pittsburgh, Pa.



On a frigid, ice-covered synthetic turf field at Three Rivers Stadium, the Raiders' vertical passing game was limited to the tune of a 16-10 defeat in what the NFL Network called one of the top "bad weather" games in league history. A defensive struggle turned into an offensive onslaught in the fourth quarter, with the Raiders falling just short against the defending Super Bowl champion Steelers.

With the temperature reaching just 16 degrees at kickoff, both teams struggled to find the end zone through the game's first three quarters. The Steelers got on the scoreboard first in the second period, turning the first of two interceptions by safety Mike Wagner into a 36-yard field goal by Roy Gerela.

Play on both sides got increasingly sloppy on the slippery turf, as the third quarter featured an interception, three turnovers on fumbles, two missed field-goal attempts and two punts, yet yielded zero points.

Pittsburgh broke through early in the fourth quarter, driving to the Oakland 25-yard line before running back Franco Harris bounced to the left after breaking a tackle and raced up the sideline for the game's first touchdown. Oakland answered back, as quarterback Ken Stabler connected with tight end Dave Casper on three consecutive passes for 46 yards, setting up a 14-yard scoring strike to receiver Mike Siani.

The Steelers increased their lead, capitalizing on a fumble recovery deep in Raider territory to score on 20-yard pass from quarterback Terry Bradshaw to receiver John Stallworth. Oakland got a 41-yard field goal from George Blanda late in the fourth quarter to cut the deficit to 16-10, and recovered the ensuing onside kick, but receiver Cliff Branch was tackled as time expired to quell Oakland's comeback.

	1	2	3	4	F
Raiders	0	0	0	10	10
Pittsburgh	0	3	0	13	16

PIT - Gerela yd. 36 FG

PIT - Harris 25 yd. run (Gerela kick)

OAK - Siani 14 yd. pass from Stabler (Blanda kick)

PIT - Stallworth 20 yd. pass from Bradshaw (kick failed)

OAK - George Blanda 41 yd. FG

RAIDERS 24, NEW ENGLAND 21

1976 AFC Divisional Playoff

Dec. 18, 1976 at Oakland-Alameda County Coliseum; Oakland, Calif.



Two fourth-quarter touchdowns, including a Ken Stabler scramble with just 10 seconds left in regulation, helped the Raiders avoid a valiant upset bid by the Wild Card qualifier Patriots in Oakland. Stabler's 233 passing yards, and nine receptions for 137 yards from receiver Fred Biletnikoff, put the Raiders through to the team's fourth straight conference championship game with the win.

New England, the only team to defeat the Raiders during the regular season, scored first via a 1-yard touchdown run by running back Andy Johnson. Oakland got on the board with a 40-yard field goal by Errol Mann later in the opening period. A 31-yard touchdown pass from Stabler to Biletnikoff late in the second quarter gave the Silver and Black a 10-7 lead at halftime.

The third quarter was dominated by New England, as second-year quarterback Steve Grogan engineered two long scoring drives. Grogan connected with tight end Russ Francis for a 26-yard

touchdown pass to cap off a 9-play, 80-yard drive, and running back Jess Phillips scored on a 3-yard run late in the period to give the Patriots a 21-10 advantage.

The Raiders, in danger of being upset at home after a 13-1 regular season, cut the lead to four points with running back Mark van Eeghen's 1-yard touchdown run early in the fourth quarter. Later, facing a third-and-18 from the New England 27-yard line, Stabler was hit as his pass intended for running back Carl Garrett fell incomplete. Patriot defensive lineman Ray "Sugar Bear" Hamilton was flagged for roughing the passer on the play, and the Raiders were given a fresh set of downs. Four plays later, Stabler scrambled left and dove between two defenders into the end zone for the game's winning touchdown.

	1	2	3	4	F
New England	7	0	14	0	21
Raiders	3	7	0	14	24

NE - Johnson 1 yd. run (Smith kick)

OAK - Mann 40 yd. FG

OAK - Biletnikoff 31 yd. pass from Stabler (Mann kick)

NE - Francis 26 yd. pass from Grogan (Smith kick)

NE - Phillips 3 yd. run (Smith kick)

OAK - van Eeghen 1 yd. run (Mann kick)

OAK - Stabler 1 yd. run (Mann kick)

RAIDERS 24, PITTSBURGH 7

1976 AFC Championship

Dec. 26, 1976 at Oakland-Alameda County Coliseum; Oakland, Calif.



A solid rushing performance and a stout defensive effort lifted the Silver and Black to a convincing 24-7 victory over arch-rival Pittsburgh in Oakland. The victory snapped a streak of two straight AFC Championship game victories for the Steelers and punched the Raiders' ticket to Pasadena, Calif., for Super Bowl XI.

Oakland's ground attack, paced by running back Mark van Eeghen's 22 carries for 66 yards, accounted for 157 of the team's 228 total yards of offense. The Raider defense was equally impressive, limiting the Steelers to 72 rushing yards and holding receiver Lynn Swann to just three catches.

A 39-yard field goal by Errol Mann staked the Raiders to an early lead in the first quarter. In the second period, linebacker Willie Hall picked off a Terry Bradshaw pass and returned it 25 yards to the Pittsburgh 1-yard line, setting up a short touchdown run by running back Clarence Davis.

Pittsburgh scored their first points on the ensuing possession, as Bradshaw connected on a pair of deep passes to set up a 3-yard scoring run by running back Reggie Harrison. The Raiders pushed the lead to 10 points just before halftime, mixing a strong running game with mid-range passing to set up Stabler's 5-yard touchdown toss to receiver Warren Bankston in the left side of the end zone.

The Raiders extended the lead on the team's second offensive possession of the third quarter, embarking on a 12-play, 63-yard touchdown drive that culminated in Stabler's 5-yard scoring pass to running back Pete Banaszak.

Oakland's defense clamped down for the remainder of regulation, and jubilant Raider fans poured onto the Coliseum field to celebrate as time expired.

	1	2	3	4	F
Pittsburgh	0	7	0	0	7
Raiders	3	14	7	0	24

OAK - Mann 39 yd. FG

OAK - Davis 1 yd. run (Mann kick)

PIT - Harrison 3 yd. run (Mansfield kick)

OAK - Bankston 4 yd. pass from Stabler (Mann kick)

OAK - Banaszak 5 yd. pass from Stabler (Mann kick)

PLAYOFF HISTORY

RAIDERS 37, BALTIMORE COLTS 31

1977 AFC Divisional Playoff

Dec. 24, 1977 at Memorial Stadium;
Baltimore, Md.



The defending Super Bowl champion Raiders, a Wild Card entrant after posting an 11-3 regular-season record, engaged in an epic double-overtime battle with Baltimore at Memorial Stadium, a game that is best remembered for a single pass play, the "Ghost to the Post." Tight end Dave Casper was on the receiving end of three touchdown passes from quarterback Ken Stabler on the day, but it was his late grab to set up the game-tying field goal that earned notoriety in a contest that lasted three hours and 50 minutes.

Running back Clarence Davis put the Raiders up in the first quarter, breaking loose over left guard and scoring on a 30-yard run. The Colts drew even in the second quarter when defensive back Bruce Laird intercepted a Stabler pass and raced 61 yards for a touchdown. A Baltimore field goal gave the Colts a 10-7 lead at halftime.

Stabler took to the air on the Raiders' first possession of the second half, connecting with receiver Cliff Branch for a 41-yard gain before hitting Casper in the end zone from 8 yards out. The Colts retook the lead on the ensuing kickoff, with Marshall Johnson returning Ray Guy's kick 87 yards for a score. The see-saw contest swung in the Raiders' favor later in the third period, as linebacker Ted Hendricks blocked a Baltimore punt to set up Casper's second touchdown catch, a 10-yard toss from Stabler.

Quarterback Bert Jones drove the Colts to Oakland's 1-yard line early in the fourth quarter and running back Ron Lee punched it in for the go-ahead score. Raider running back Pete Banaszak countered with a 1-yard plunge of his own, and the Silver and Black went up once again. A four-play, 73-yard drive capped by Lee's second touchdown run, a 13-yarder, gave the Colts the lead and set up one of the most famous plays in NFL history.

After the teams traded punts on the next four possessions, the Raiders found themselves facing a second-and-10 from their own 44-yard line with the clock winding down. Stabler dropped back to pass, pump faked, and passed to Casper who, running a post pattern, split two defenders and made an over-the-shoulder catch for 42 yards to the Baltimore 14-yard line. Three Banaszak runs brought the ball to the 5-yard line and kicker Errol Mann evened the score with a 22-yard field goal.

Both offenses labored through a scoreless overtime period, with the Raiders driving to Baltimore 13-yard line as the frame closed. Two plays into the sixth period, Stabler, with his 40th pass attempt of the game, fittingly found Casper in the back of the end zone for the game-winning touchdown.

	1	2	3	4	OT	OT2	Final
Raiders	7	0	14	10	0	6	37
Baltimore Colts	0	10	7	14	0	0	31

OAK - Davis 30 yd. run (Mann kick)
BAL - Laird 61 yd. interception return (Linhart kick)
BAL - Linhart 36 yd. yard FG
OAK - Casper 8 yd. pass from Stabler (Mann kick)
BAL - Johnson 87 yd. kickoff return (Linhart kick)
OAK - Casper 10 yd. pass from Stabler (Mann kick)
BAL - Lee 1 yd. run (Linhart kick)
OAK - Banaszak 1 yd. run (Mann kick)
BAL - Lee 13 yd. run (Linhart kick)
OAK - Mann 22 yd. FG
OAK - Casper 10 yd. pass from Stabler

DENVER 20, RAIDERS 17

1977 AFC Championship

Jan. 1, 1978 at Mile High Stadium;
Denver, Colo.



Denver's "Orange Crush" defense and a controversial ruling on what appeared to be a late-game fumble by Bronco running back Rob Lytle, conspired to deny the Silver and Black a second straight Super Bowl berth at Mile High Stadium. On a frigid, 18 degree day, quarterback Ken Stabler passed for 215 yards, including two touchdown tosses to Dave Casper, but Oakland fell short in the team's fifth consecutive conference championship game appearance.

Kicker Errol Mann scored the first points of the game, booting a 20-yard field goal to cap the Raiders' first drive. The Broncos responded immediately, with quarterback Craig Morton connecting with receiver Haven Moses for a 74-yard catch-and-run for a touchdown. After a scoreless second quarter, the stage was set for a compelling second half between the two AFC West rivals.

Raider running back Clarence Davis fumbled deep in Oakland territory early in the third quarter, and the Broncos took over and drove to the 2-yard line. Lytle got the carry and was blasted by Raider safety Jack Tatum, causing what appeared to be a fumble that was recovered by Oakland lineman Mike McCoy. An official had blown his whistle, however, and after a conference, ruled Lytle down and assessed the Raiders with an unsportsmanlike conduct penalty, setting up a first-and-goal from the 1-yard line. On the very next play, Morton pitched to running back Jon Keyworth on the right, who scampered in for the touchdown.

Oakland cut the deficit to 14-10 early in the fourth quarter, as Stabler hit Casper just inside the end zone for a 7-yard touchdown. The Morton-to-Moses connection then gave the Broncos a two-score lead following a Stabler interception, with Moses' second touchdown catch covering 12 of his 168 receiving yards on the day.

The Raiders scored on the ensuing possession, Stabler's 17-yard touchdown toss to Casper capping an eight-play, 74-yard drive, but Denver took over with three minutes remaining and was able to run out the clock to seal the AFC title.

	1	2	3	4	F
Raiders	3	0	0	14	17
Denver	7	0	7	6	20

OAK - Mann 20 yd. yard FG
DEN - Moses 74 yd. pass from Morton (Turner kick)
DEN - Keyworth 1 yd. run (Turner kick)
OAK - Casper 7 yd. pass from Stabler (Mann kick)
DEN - Moses 12 yd. pass from Morton (kick failed)
OAK - Casper 17 yd. pass from Stabler (Mann kick)

PLAYOFF HISTORY

RAIDERS 27, HOUSTON OILERS 7

1980 AFC Wild Card

Dec. 28, 1980 at Oakland-Alameda County Coliseum; Oakland, Calif.



A potent offense and a swarming defense stymied the Houston Oilers and propelled the Raiders to an emphatic 27-7 victory in an AFC Wild Card contest in Oakland. Quarterback Jim Plunkett guided a balanced attack on offense, while cornerback Lester Hayes picked off two passes by former Raider Ken Stabler, returning one for a touchdown in the win.

Houston stumbled out of the gate, as running back Earl Campbell's fumble on the first play from scrimmage was recovered by Raiders safety Mike Davis. Oakland capitalized on the turnover with a 47-yard field goal by kicker Chris Bahr. The Oilers took the lead late in the first period, capping a nine-play, 55-yard drive with a 1-yard touchdown run by Campbell. Plunkett then connected with running back Kenny King for a 37-yard gain in the second quarter, setting up a 1-yard touchdown pass to tight end Todd Christensen.

A scoreless third quarter gave way to a fourth period that would see the Silver and Black dominate on both sides of the ball. Plunkett hooked up with receiver Cliff Branch for a 33-yard completion at the end of the third quarter, setting up a 44-yard touchdown strike from Plunkett to a streaking Arthur Whittington along the right sideline on the first play of the fourth period.

The Raider defense forced punts on the next two Houston possessions, and Bahr added his second field goal of the day, a 37-yarder, to give the Raiders a 13-point lead. Desperate to get back into the contest, Houston took to the air on the ensuing possession. On a third-and-20 play, Stabler's pass was picked off by Hayes, his second of the game, and returned 20 yards for a touchdown to give the Raiders an insurmountable lead.

	1	2	3	4	F
Houston Oilers	7	0	0	0	7
Raiders	3	7	0	17	27

OAK - Bahr 47 yd. FG

HOU - Campbell 10 yd. run (Fritsch kick)

OAK - Christensen 1 yd. pass from Plunkett (Bahr kick)

OAK - Whittington 44 yd. pass from Plunkett (Bahr kick)

OAK - Bahr 37 yd. FG

OAK - Hayes 20 yd. interception return (Bahr kick)

RAIDERS 14, CLEVELAND 12

1980 AFC Divisional Playoff

Jan. 4, 1981 at Cleveland Municipal Stadium; Cleveland, Ohio



Two rushing touchdowns from running back Mark van Eeghen and safety Mike Davis' game-saving interception on a designed pass play called "Red Right 88," propelled the Raiders to a 14-12 victory over the Browns on a bitter-cold afternoon at Cleveland Municipal Stadium.

With the temperature at one degree Fahrenheit at kickoff, both offenses struggled to get started on the frozen turf. With whipping winds limiting the passing game, the first quarter came and went with no score and only two total first downs, both by Cleveland.

The Browns' defense would provide the first score of the game in the second quarter, with defensive back Ron Bolton intercepting a Jim Plunkett pass and returning it 42 yards for a touchdown. The Raiders answered back before halftime, embarking on a 14-play, 64-yard drive that culminated in a 1-yard touchdown run by van

Eeghen to give Oakland a 7-6 lead at the break.

Cleveland promptly retook the lead in the third quarter, driving 48 yards and getting a 30-yard field goal from kicker Don Cockroft. The Browns added another field goal later in the period, making the score 12-7 entering the fourth quarter.

The Raiders opened up the fourth quarter on a steady drive, Plunkett mixing runs and passes all the way down to the Browns' 3-yard line. Oakland gave the ball to van Eeghen on three straight plays, including a 1-yard dive to give the Raiders a slim two-point lead.

Quarterback Brian Sipe and the Browns' offense, known as the "Cardiac Kids" for their propensity for late comebacks, took over with 2:22 left in the game and drove all the way down to Oakland's 13-yard line. Instead of opting for a field-goal attempt, and facing a second down with :49 left in regulation, Cleveland coach Sam Rutigliano called for a pass play, "Red Right 88." Davis cut in front of tight end Ozzie Newsome on the play, tumbling to the ground with the ball and preserving the narrow victory for the Silver and Black.

	1	2	3	4	F
Raiders	0	7	0	7	14
Cleveland	0	6	6	0	12

CLE - Bolton 42 yd. interception return (kick failed)

OAK - van Eeghen 1 yd. run (Bahr kick)

CLE - Cockroft 30 yd. FG

CLE - Cockroft 30 yd. FG

OAK - van Eeghen 1 yd. run (Bahr kick)

RAIDERS 34, SAN DIEGO 27

1980 AFC Championship

Jan. 11, 1981 at Jack Murphy Stadium; San Diego, Calif.



The Raiders got off to a fast start behind a masterful performance by quarterback Jim Plunkett, and used a ball control offense to upend the Chargers for the AFC title on a slick Jack Murphy Stadium field. Facing a vaunted San Diego passing attack, it was Oakland, led by Plunkett's 14-for-18 passing for 261 yards, which jumped out to a 28-14 halftime lead and held on down the stretch to advance to the Super Bowl for the third time in franchise history.

Oakland wasted no time getting on the scoreboard, as Plunkett pass glanced off of the hands of intended receiver Kenny King directly to tight end Raymond Chester, who galloped 65 yards into the end zone for the score. The Chargers used their aerial attack to even the score, with quarterback Dan Fouts connecting on a 48-yard touchdown toss to receiver Charlie Joiner.

The Raiders retook the lead on the ensuing possession, as a 48-yard completion to receiver Cliff Branch and a pass interference call set up a 5-yard scoring scamper by Plunkett. Oakland scored again on its next possession, Plunkett finding King with a perfect pass in the end zone for 21 yards, to close out a wild first quarter.

A second-quarter fumble recovery by linebacker Ted Hendricks led to another Raider score, as running back Mark van Eeghen got into the end zone on a 3-yard run. The Chargers cut the deficit to two scores on the ensuing possession by virtue of an 8-yard pass from Fouts to Joiner, marking the receiver's second touchdown of the day.

After a break-neck scoring pace in the first half, San Diego chipped away at the Oakland lead with a 26-yard Rol Benirschke field goal to begin the third quarter. The Chargers cut further into the advantage on their next possession, as running back Chuck Muncie capped off a drive by diving into the end zone following a 6-yard sweep around left tackle.

Starting the fourth quarter on offense, the Raiders controlled

PLAYOFF HISTORY

the ball for over five minutes on a drive that culminated in kicker Chris Bahr's 33-yard field goal. The Chargers followed with a field-goal drive, but over eight minutes had elapsed and the Raiders took over with less than seven minutes left on the clock. Plunkett expertly engineered four first downs on a 15-play drive that included 14 running plays to close out regulation, ending the game with San Diego's potent offense on the bench.

	1	2	3	4	F
Raiders	21	7	3	3	34
San Diego	7	7	10	3	27

OAK - Chester 65 yd. pass from Plunkett (Bahr kick)
SD - Joiner 48 yd. pass from Fouts (Benirschke kick)
OAK - Plunkett 5 yd. run (Bahr kick)
OAK - King 21 yd. pass from Plunkett (Bahr kick)
OAK - van Eeghen 3 yd. run (Bahr kick)
SD - Joiner 8 yd. pass from Fouts (Benirschke kick)
SD - Benirschke 26 yd. FG
SD - Muncie 6 yd. run (Benirschke kick)
OAK - Bahr 27 yd. FG
OAK - Bahr 33 yd. FG
SD - Benirschke 27 yd. FG

RAIDERS 27, CLEVELAND 10

1982 AFC Wild Card (Rd. 1)

Jan. 8, 1983 at Los Angeles Memorial Coliseum; Los Angeles, Calif.

The Raiders, entering the playoffs as the AFC's top seed in a strike-shortened season after posting an 8-1 record, used an efficient passing offense and a smothering defense to dispatch Cleveland at the L.A. Coliseum, 27-10. Quarterback Jim Plunkett completed 24-of-37 pass attempts for 345 yards and rookie running back Marcus Allen found the end zone twice in the Raiders' first playoff game in Los Angeles.

Kicker Chris Bahr opened the scoring with a 27-yard field goal following a 64-yard toss from Plunkett to receiver Cliff Branch, but two Plunkett interceptions halted any further potential damage by the Raiders in the first quarter. Cleveland tied the game with a 52-yard field goal by Bahr's brother, Matt, but the Silver and Black quickly retook the lead on the ensuing possession, driving 88 yards on just eight plays to set up a pitch to Allen for a 2-yard touchdown.

Cleveland briefly tied the game once again, with quarterback Paul McDonald finding receiver Ricky Feacher for a 43-yard touchdown connection. The Raiders' added a field goal at the end of the second quarter, as Chris Bahr was true from 37 yards out, giving the Silver and Black a 13-10 halftime lead.

The Browns drove to the Raiders 11-yard line on the second half's opening possession, but a fumble by running back Charles White halted their momentum, and the Raiders capitalized with an 89-yard drive that culminated in Allen's second touchdown of the day, a 3-yard run.

A 1-yard touchdown dive in the fourth quarter by running back Frank Hawkins essentially sealed the victory, and the Raider defense took over, not letting the Cleveland offense advance any further than the Los Angeles 47-yard line for the remainder of the contest.

	1	2	3	4	F
Cleveland	0	10	0	0	10
Raiders	3	10	7	7	27

LA - C. Bahr 27 yd. FG
CLE - M. Bahr 52 yd. FG
LA - Allen 2 yd. run (C. Bahr kick)
CLE - Feacher 43 yd. pass from McDonald (M. Bahr kick)
LA - C. Bahr 37 yd. FG
LA - Allen 3 yd. run (C. Bahr kick)
LA - Hawkins 1 yd. run (C. Bahr kick)

NEW YORK JETS 17, RAIDERS 14

1982 AFC Divisional Playoff (Rd. 2)

Jan. 15, 1983 at Los Angeles Memorial Coliseum; Los Angeles, Calif.



The visiting Jets stifled the Raiders' offense and a late touchdown negated 14 third-quarter points from the Silver and Black in an upset at the L.A. Coliseum. Quarterback Jim Plunkett passed for 266 yards and one touchdown, but was intercepted three times as the Raiders dropped a narrow decision.

The Raiders were in position to score first, but a 34-yard attempt by kicker Chris Bahr hit the right upright. The Jets capitalized immediately, with quarterback Richard Todd orchestrating an 80-yard touchdown drive that culminated in a 20-yard scoring pass to receiver Wesley Walker. Los Angeles drove into Jets territory on the ensuing possession, but a Plunkett pass was picked off by cornerback Bobby Jackson at the 12-yard line. The Jets added a 30-yard field goal by kicker Pat Leahy later in the second quarter and entered the halftime break with a 10-0 advantage.

Plunkett got the Raiders on the board immediately in the third quarter, engineering a 12-play, 77-yard scoring drive that was capped by running back Marcus Allen's 3-yard touchdown run. Regaining possession following a partially-blocked punt, Plunkett promptly connected with receiver Malcolm Barnwell for a 57-yard touchdown strike, giving the Raiders their first lead of the game.

The teams traded turnovers early in the fourth quarter, but a 45-yard completion from Todd to Walker put the Jets in scoring position with just under four minutes remaining in the game. From 1-yard out, running back Scott Dierking dove over the top for the go-ahead touchdown with just 3:45 left on the clock.

The Raiders would have two more opportunities on offense, but on both drives Plunkett was intercepted by linebacker Lance Mehl, ending the Silver and Black's first season in Los Angeles.

	1	2	3	4	F
NY Jets	7	3	0	7	17
Raiders	0	0	14	0	14


NYJ - Walker 20 yd. pass from Todd (Leahy kick)
NYJ - Leahy 30 yd. FG
LA - Allen 3 yd. run (Bahr kick)
LA - Barnwell 57 yd. pass from Plunkett (Bahr kick)
NYJ - Dierking 1 yd. run (Leahy kick)

PLAYOFF HISTORY

RAIDERS 38, PITTSBURGH 10

1983 AFC Divisional Playoff

Jan. 1, 1984 at Los Angeles Memorial Coliseum; Los Angeles, Calif.



Running back Marcus Allen rushed for 121 yards with two touchdowns, and 21 third-quarter points led the Raiders to a dominating 38-10 victory over Pittsburgh in a renewal of one of the NFL's fiercest rivalries at the L.A. Coliseum. Quarterback Jim Plunkett guided an efficient offense and an intimidating defense harried quarterback Cliff Stoudt all afternoon, sacking the Pittsburgh signal-caller five times and intercepting him once.

The Steelers got on the board first with a 17-yard field goal by Gary Anderson. On Pittsburgh's next possession, cornerback Lester Hayes picked off a pass from Stoudt and returned it 18 yards for a touchdown. The Raiders added to their lead in the second quarter, with Allen capping off an 80-yard drive with a 4-yard run over right guard for a touchdown, his first of the day. The Los Angeles defense held firm, allowing Pittsburgh to cross midfield just once on their next three possessions, and a 45-yard field goal by Chris Bahr at the end of the half made the score 17-3.

The third quarter belonged solely to the Silver and Black, as a precision passing game and big-play capability on offense dimmed Pittsburgh's hopes. On the half's opening possession, Plunkett promptly guided a scoring drive by moving the Raiders 72 yards on nine plays, culminating in a 9-yard touchdown run by running back Kenny King.

Allen gave Los Angeles a commanding lead on the team's next series, taking a handoff from Plunkett and breaking free up the middle for a dazzling 48-yard touchdown run. Pittsburgh cut into the lead with a long 58-yard touchdown pass from Stoudt to receiver John Stallworth, but running back Frank Hawkins' bulldozing 2-yard score at the end of the third quarter essentially wrapped up the victory for the Silver and Black.

	1	2	3	4	F
Pittsburgh	3	0	7	0	10
Raiders	7	10	21	0	38

PIT - Anderson 17 yd. FG

LA - Hayes 18 yd. interception return (Bahr kick)

LA - Allen 4 yd. run (Bahr kick)

LA - Bahr 45 yd. FG

LA - King 9 yd. run (Bahr kick)

LA - Allen 49 yd. run (Bahr kick)

PIT - Stallworth 58 yd. pass from Stoudt (Anderson kick)

LA - Hawkins 2 yd. run (Bahr kick)

RAIDERS 30, SEATTLE 14

1983 AFC Championship

Jan. 8, 1984 at Los Angeles Memorial Coliseum; Los Angeles, Calif.



The Raiders were not to be denied in the organization's fifth AFC Championship game appearance in nine years, getting out to a fast start and cruising to a 30-14 triumph at the L.A. Coliseum in front of 92,335 fans, a championship game record. A stifling defense held Seattle scoreless deep into the third quarter, and the combination of quarterback Jim Plunkett and running back Marcus Allen proved too much for a Seahawk team that had defeated the Raiders twice during the regular season.

Seattle's game-opening drive was halted by a Lester Hayes interception, the first of five picks on the day for the Raiders, and led to a 20-yard field goal by kicker Chris Bahr. In the second quarter, running back Frank Hawkins got into the end zone on a 1-yard

plunge, capping a 61-yard drive. On the team's next offensive series, Plunkett connected with receiver Malcolm Barnwell for 49 yards, setting up Hawkins' second touchdown of the quarter on a 5-yard run around left end. Safety Mike Davis' first of two interceptions came on the ensuing possession, setting up a 45-yard field goal from Bahr and a commanding 20-0 lead at the half.

The Seahawks switched quarterbacks early in the third quarter, going with veteran Jim Zorn, but the results were much the same, as Davis picked off a pass on Zorn's first series under center. Allen broke off a long run on the very next play, picking up 43 of his 154 yards on the day, and setting up his own 3-yard touchdown reception from Plunkett. Seattle finally got on the board with Zorn's 11-yard touchdown pass to running back Dan Doornink, but the final result was not in doubt.

A fourth-quarter field goal by Bahr and a late Seahawk touchdown rounded out the scoring, and the Raiders advanced to the Super Bowl for the fourth time in franchise history.

	1	2	3	4	F
Seattle	0	0	7	7	14
Raiders	3	17	7	3	30

LA - Bahr 20 yd. FG

LA - Hawkins 1 yd. run (Bahr kick)

LA - Hawkins 5 yd. run (Bahr kick)

LA - Bahr 45 yd. FG

LA - Allen 3 yd. pass from Plunkett (Bahr kick)

SEA - Doornink 11 yd. pass from Zorn (Johnson kick)

LA - Bahr 35 yd. FG

SEA - Young 9 yd. pass from Zorn (Johnson kick)

SEATTLE 13, RAIDERS 7

1984 AFC Wild Card

Dec. 22, 1984 at Kingdome; Seattle, Wash.



A grinding Seattle running game and just four completions by Seahawk quarterback Dave Krieg, including one for a touchdown, was enough to edge the Silver and Black in an AFC Wild Card contest in Seattle. Running back Marcus Allen rushed for 61 yards and caught five passes for 90 yards, while Seattle running back Dan Doornink carried the ball 27 times for 123 yards in front of 64,910 fans at the Kingdome.

Seattle scored first, capping a nine-play, 93-yard drive with a 26-yard touchdown pass from Krieg to receiver Daryl Turner. The teams traded punts frequently until a fumble by Raiders running back Frank Hawkins led to a short field for Seattle late in the third quarter. A 35-yard field goal by kicker Norm Johnson extended the Seahawks' lead, and the first of two interceptions thrown on the day by Plunkett preserved the 10-0 score at the end of three periods.

Johnson added a 44-yard field goal in the fourth quarter, but the Raiders looked to get Allen going on a drive beginning on their own 22-yard line. Plunkett connected with Allen for two completions for 29 yards before hitting him again over the middle for a 46-yard touchdown catch-and-run.

Looking to hold on to their slim lead, the Seahawks took nearly four minutes off the clock before being forced to punt. Taking over at the 16-yard line with under a minute to go, Plunkett completed two quick passes but his third was intercepted by safety Kenny Easley, sealing Seattle's victory.

	1	2	3	4	F
Raiders	0	0	0	7	7
Seattle	0	7	3	3	13

SEA - Turner 26 yd. pass from Krieg (Johnson kick)

SEA - Johnson 35 yd. FG

SEA - Johnson 44 yd. FG

LA - Allen 46 yd. pass from Plunkett (Bahr kick)

PLAYOFF HISTORY

NEW ENGLAND 27, RAIDERS 20

1985 AFC Divisional Playoff

Jan. 5, 1986 at Los Angeles Memorial Coliseum; Los Angeles, Calif.

Six Raider turnovers led to 20 New England points and Craig James became the first running back to rush for over 100 yards against Los Angeles all season, as the visiting Patriots upended the Silver and Black at the L.A. Coliseum, 27-20. Running back Marcus Allen rushed for 121 yards and one touchdown, but the top-seeded Silver and Black failed to score in the second half in the upset defeat.

A muffed return on a first-quarter punt set up the game's opening score, a 13-yard pass from quarterback Tony Eason to tight end Lin Dawson. Greg Townsend blocked a punt later in the opening period, but the Raider offense stalled and had to settle for a 29-yard field goal by Chris Bahr.

Los Angeles took the lead in the second quarter, as quarterback Marc Wilson found receiver Jessie Hester in the end zone for a 16-yard touchdown. Defensive lineman Howie Long pounced on a fumble on the Patriots' next possession, and the Raiders capitalized with an 11-yard touchdown run by Allen. On the ensuing series, New England covered 80 yards on a 10-play scoring drive, with James capping the sequence with a 2-yard touchdown around left end. After trading field goals, the teams entered halftime with the Raiders clinging to a narrow 20-17 advantage.

Turnovers continued to plague the Raiders in the third quarter, as an Allen fumble in New England territory led to a game-tying, 32-yard field goal by kicker Tony Franklin. On the ensuing kickoff, returner Sam Seale muffed the kick and then fumbled before Jim Bowman fell on the ball in the end zone for a New England touchdown.

The special-teams touchdown would provide the difference in the game, as the Patriots limited the Raiders to just two fourth-quarter possessions, picking off Wilson for the third time to close out the upset.

	1	2	3	4	F
New England	7	10	10	0	27
Raiders	3	17	0	0	20

NE - Dawson 13 yd. pass from Eason (Franklin kick)
 LA - Bahr 29 yd. FG
 LA - Hester 16 yd. pass from Wilson (Bahr kick)
 LA - Allen 11 yd. run (Bahr kick)
 NE - James 2 yd. run (Franklin kick)
 NE - Franklin 45 yd. FG
 LA - Bahr 32 yd. FG
 NE - Franklin 32 yd. FG
 NE - Bowman fumble return in end zone (Franklin kick)

RAIDERS 20, CINCINNATI 10

1990 AFC Divisional Playoff

Jan. 13, 1991 at Los Angeles Memorial Coliseum; Los Angeles, Calif.

Returning to the playoffs after a five-year hiatus, the Raiders used 30 fourth-quarter points to defeat Cincinnati, 20-10, in a game that is perhaps most remembered as running back Bo Jackson's last career appearance on a football field. Quarterback Jay Schroeder passed for 172 yards and two touchdowns on just 11 completions, and running back Marcus Allen gained 140 yards on the ground to lead the Silver and Black.

Art Shell's team drove to the Cincinnati 24-yard line early in the first quarter, but an incompleton on a fourth-and-1 play turned the ball over on downs. A second-quarter field goal gave the Bengals



an early lead, but the Raiders' running game got going on the ensuing possession, as Jackson and Allen combined for 56 yards on five rushing attempts before Schroeder found receiver Mervyn Fernandez in the end zone for a 13-yard strike.

Early in the third quarter, Jackson took a pitch from Schroeder and dashed around right end for 34 yards before being dragged down from behind. It would mark the final play of a short but bright career for the dynamic running back, as Jackson suffered a career-ending hip injury on the play.

Kicker Jeff Jaeger booted a 49-yard field goal to cap a third-quarter drive, but the Bengals pulled even when quarterback Boomer Esiason hooked up with receiver Stanford Jennings for an 8-yard touchdown early in the fourth period. On the ensuing possession, Schroeder orchestrated an 80-yard touchdown drive that was highlighted by a 41-yard scoring pass to tight end Ethan Horton, who made a finger-tip grab on the play.

The Bengals began to drive on their next possession, but Greg Townsend's third sack of the game helped derail their offense. Jaeger's 25-yard field goal with just 19 seconds left on the clock ended Cincinnati's hopes and sent the Raiders to the AFC Championship game for the first time since the 1983 season.

	1	2	3	4	F
Cincinnati	0	3	0	7	10
Raiders	0	7	3	10	20

CIN - Breech 27 yd. FG
 LA - Fernandez 13 yd. pass from Schroeder (Jaeger kick)
 LA - Jaeger 49 yd. FG
 CIN - Jennings 8 yd. pass from Esiason (Breech kick)
 LA - Horton 41 yd. pass from Schroeder (Jaeger kick)
 LA - Jaeger 25 yd. FG

BUFFALO 51, RAIDERS 3

1990 AFC Championship

Jan. 20, 1991 at Rich Stadium; Orchard Park, N.Y.

Buffalo's potent offense jumped out to 41 first-half points en route to a 51-3 defeat of the Raiders at Rich Stadium. Quarterback Jay Schroeder, directing an offense devoid of star running back Bo Jackson, threw five interceptions, and the Los Angeles defense could not keep pace with a Bills offense that got 300 passing yards from quarterback Jim Kelly and three rushing touchdowns from running back Kenneth Davis.

The Bills got off to a fast start, as Kelly connected with former Raider James Lofton for a 13-yard touchdown on the team's first drive. The Raiders answered immediately, getting a 41-yard field goal from kicker Jeff Jaeger on the ensuing possession. A relentless Buffalo offense scored again on a 12-yard touchdown run by Thurman Thomas, and added seven points on an interception return for a touchdown by linebacker Daryl Talley to make the score 21-3.

With the Raider offense stuck in neutral, the Bills added 20 points in the second quarter via two short-yardage runs by Davis and Lofton's second touchdown catch of the game.

Any spark the Raiders looked to ignite after halftime flamed out in the form of two interceptions in Buffalo territory. Davis' third score of the game on a 1-yard dive and a fourth-quarter field goal from kicker Scott Norwood closed out Buffalo's first conference title.

	1	2	3	4	F
Raiders	3	0	0	0	3
Buffalo	21	20	0	10	51

BUF - Lofton 13 yd. pass from Kelly (Norwood kick)
 LA - Jaeger 41 yd. FG
 BUF - Thomas 12 yd. run (Norwood kick)
 BUF - Talley 27 yd. interception return (Norwood kick)
 BUF - Davis 1 yd. run (kick failed)
 BUF - Davis 3 yd. run (Norwood kick)
 BUF - Lofton 8 yd. pass from Kelly (Norwood kick)
 BUF - Davis 1 yd. run (Norwood kick)
 BUF - Norwood 39 yd. FG



PLAYOFF HISTORY

KANSAS CITY 10, RAIDERS 6

1991 AFC Wild Card

Dec. 28, 1991 at Arrowhead Stadium;
Kansas City, Mo.



The Raiders fell to the Chiefs, 10-6, in a game highlighted by dominating defense on both sides in an AFC Wild Card game. Rookie quarterback Todd Marinovich, who threw three touchdown passes in his NFL debut the previous week against the same Kansas City squad, threw four interceptions, and Chiefs running back Barry Word rushed for 130 yards at Arrowhead Stadium.

Both offenses struggled to put points on the board in the first half, as the two teams combined for three interceptions, two fumbles, two missed field goals and one punt on the game's first eight possessions. Safety Deron Cherry's second interception of the game midway through the second quarter put Kansas City in scoring position, and quarterback Steve DeBerg capitalized with an 11-yard touchdown strike to receiver Fred Jones. Marinovich engineered a score near the end of the second quarter, getting three points on a 32-yard Jeff Jaeger field goal following a 10-play, 65-yard drive.

The Raiders drew closer at the start of the second half, driving to the Kansas City 8-yard line before settling for a 26-yard chip shot by Jaeger. The Silver and Black's offense could not remain on track, however, and the Raiders' final three possessions ended in turnovers. The Chiefs added a Nick Lowery field goal in the fourth quarter, handing Los Angeles the narrow defeat.

	1	2	3	4	F
Raiders	0	3	3	0	6
Kansas City	0	7	0	3	10

KC - Jones 11 yd. pass from DeBerg (Lowery kick)

LA - Jaeger 32 yd. FG

LA - Jaeger 26 yd. FG

KC - Lowery 18 yd. FG

RAIDERS 42, DENVER 24

1993 AFC Wild Card

Jan. 9, 1994 at Los Angeles Memorial Coliseum; Los Angeles, Calif.



A quick-strike offense and three second-half touchdowns by running back Napoleon McCallum propelled the Raiders to a 42-24 shootout victory over Denver at the L.A. Coliseum. Quarterback Jeff Hostetler passed for 294 yards and three first-half scores against a Bronco team that the Silver and Black had defeated in overtime the previous week, forcing Denver to return to Los Angeles for the Wild Card contest.

Los Angeles and Denver exchanged scores on a "blow-for-blow" basis in the first half. The Raiders opened the scoring with Hostetler's 9-yard touchdown pass to tight end Ethan Horton, only to be matched by quarterback John Elway's 23-yard strike to tight end Shannon Sharpe. Hostetler connected on the first long score of the game, hitting receiver Tim Brown for a 65-yard touchdown later in the first quarter. Elway followed suit with a 16-yard touchdown in the second period to tight end Reggie Johnson, but Los Angeles went up again via a 54-yard pass from Hostetler to receiver James Jett. Denver pulled even on Elway's 6-yard toss to receiver Derek Russell, and the game went into the half tied, 21-21.

After posting a pair of three-and-outs on defense, the Raid-

ers took to the ground on offense in the third quarter. McCallum, who had just one carry in the first half, broke loose for a 26-yard touchdown to give the Silver and Black the lead for good. McCallum powered through the middle for a 2-yard score to cap a 52-yard drive later in the period, and the Los Angeles defense did not yield a Bronco first down on four third-quarter possessions to maintain a commanding lead.

Kicker Jason Elam booted a 33-yard field goal to get Denver back on the board in the fourth quarter, but McCallum's third touchdown of the game following a long Raider drive sealed the victory for the Silver and Black.

	1	2	3	4	F
Denver	7	14	0	3	24
Raiders	14	7	14	7	42

LA - Horton 9 yd. pass from Hostetler (Jaeger kick)

DEN - Sharpe 23 yd. pass from Elway (Elam kick)

LA - Brown 65 yd. pass from Hostetler (Jaeger kick)

DEN - Johnson 16 yd. pass from Elway (Elam kick)

LA - Jett 54 yd. pass from Hostetler (Jaeger kick)

DEN - Russell 6 yd. pass from Elway (Elam kick)

LA - McCallum 26 yd. run (Jaeger kick)

LA - McCallum 2 yd. run (Jaeger kick)

DEN - Elam 33 yd. FG

LA - McCallum 1 yd. run (Jaeger kick)

BUFFALO 29, RAIDERS 23

1993 AFC Divisional Playoff

Jan. 15, 1994 at Rich Stadium;
Orchard Park, N.Y.



The Raiders were edged by the Bills, 29-23, on a frigid artificial turf at Rich Stadium in a competitive AFC Divisional playoff game. With temperatures at game time dipping to zero, the Silver and Black built a 17-13 halftime lead, but succumbed to Buffalo behind a pair of second-half touchdown passes from quarterback Jim Kelly to receiver Bill Brooks.

The Bills provided the game's initial threat in the first quarter, driving to the Raider 30-yard line before turning the ball over on downs. The Silver and Black responded immediately, embarking on a 58-yard drive that culminated in kicker Jeff Jaeger's 30-yard field goal in the second quarter.

Running back Kenneth Davis put the Bills ahead with a leaping 1-yard touchdown dive on the ensuing possession, but Raiders running back Napoleon McCallum matched the score with a 1-yard scoring run of his own. Los Angeles extended its lead following a fumble recovery, as McCallum capped an 11-play, 40-yard drive with his second 1-yard touchdown run of the day. The Bills got back into the game on the heels of a 37-yard pass interference call, with running back Thurman Thomas punching it into the end zone from 8 yards out.

Buffalo grabbed the lead in the third quarter, getting a touchdown on Kelly's 25-yard pass to Brooks and adding a field goal to move ahead, 19-17. The Bills' lead was short-lived, however, as quarterback Jeff Hostetler connected with receiver Tim Brown from the Raiders 24-yard line, and Brown streaked up the middle and eluded a tackler to score an 86-yard touchdown.

Kelly guided another scoring drive to put the Bills up for good, connecting with Brooks from 22 yards out to provide the difference. The Raiders' two remaining possessions resulted in three-and-outs, and the Bills ran out the clock to end the Silver and Black's season.

PLAYOFF HISTORY

	1	2	3	4	F
Raiders	0	17	6	0	23
Buffalo	0	13	9	7	29

LA - Jaeger 30 yd. FG
 BUF - Davis 1 yd. run (kick failed)
 LA - McCallum 1 yd. run (Jaeger kick)
 LA - McCallum 1 yd. run (Jaeger kick)
 BUF - Thomas 8 yd. run (Christie kick)
 BUF - Brooks 25 yd. pass from Kelly (kick failed)
 BUF - Christie 29 yd. FG
 LA - Brown 86 yd. pass from Hostetler (kick failed)
 BUF - Brooks 22 yd. pass from Kelly (Christie kick)

RAIDERS 27, MIAMI 0

2000 AFC Divisional Playoff

Jan. 6, 2001 at Network Associates Coliseum; Oakland, Calif.

The Raiders made a triumphant return to the postseason, dismantling the visiting Miami Dolphins and posting a 27-0 victory, the first postseason shut-out in franchise history. Quarterback Rich Gannon's efficient passing and cornerback Tory James' two interceptions, including a 90-yard return for a touchdown, spelled doom for the Dolphins at Network Associates Coliseum.

Miami quarterback Jay Fiedler drove the Dolphins to the Raiders' 16-yard line on the team's first possession, but James jumped receiver Leslie Shepherd's route for a pick and raced 90 yards down the sideline for a tone-setting touchdown. Kicker Sebastian Janikowski added a 36-yard field goal in the opening period and the end result was never in doubt.

Another Janikowski field goal, this one from 33 yards out, boosted the Oakland lead in the second quarter, and when Gannon connected with receiver James Jett on a 6-yard touchdown pass, the rout was truly on.

The Raider defense halted any hope of a Miami comeback, holding running back Lamar Smith, who had rushed for 209 yards the previous week against Indianapolis, to just four yards on eight carries. A 2-yard touchdown run by running back Tyrone Wheatley in the third quarter put the game out of reach, and two fourth-quarter interceptions, including a second of the day by James, closed out the convincing victory.

	1	2	3	4	F
Miami	0	0	0	0	0
Raiders	10	10	7	0	27

OAK - James 90 yd. interception return (Janikowski kick)
 OAK - Janikowski 36 yd. FG
 OAK - Janikowski 33 yd. FG
 OAK - Jett 6 yd. pass from Gannon (Janikowski kick)
 OAK - Wheatley 2 yd. run (Janikowski kick)

BALTIMORE RAVENS 16, RAIDERS 3

2000 AFC Championship

Jan. 14, 2001 at Network Associates Coliseum; Oakland, Calif.

The Baltimore Ravens spoiled the first conference championship game played in Oakland since 1976, using a stifling defense to upend the host Raiders, 16-3. Quarterback Rich Gannon was injured on a second-quarter play, and the Raiders fell short in their bid for a return to the Super Bowl.

After a scoreless first quarter, the Ravens got on the board first when quarterback Trent Dilfer hit Shannon Sharpe over the middle and the tight end split two defenders, rumbling 96 yards



for a touchdown. Shortly following the Ravens' score, Gannon was forced to leave the game due to a shoulder injury and his replacement, Bobby Hoving, threw an interception that Baltimore capitalized upon with a 31-yard field goal.

With Gannon back under center, the Raiders mounted a scoring drive early in the third quarter. Kicker Sebastian Janikowski booted a 24-yard field goal after the Oakland drive stalled out at Baltimore's 6-yard line. The Ravens added short Matt Stover field goals, one each in the third and fourth quarters, and the Raiders were kept out of the end zone for the first time all season in the defeat.

	1	2	3	4	F
Baltimore	0	10	3	3	16
Raiders	0	0	3	0	3

BAL - Sharpe 96 yd. pass Trent Dilfer (Stover kick)

BAL - Stover 31 yd. FG

OAK - Janikowski 24 yd. FG

BAL - Stover 28 yd. FG

BAL - Stover 21 yd. FG

RAIDERS 38, NEW YORK JETS 24

2001 AFC Wild Card

Jan. 12, 2002 at Network Associates Coliseum; Oakland, Calif.



An explosive offense led by quarterback Rich Gannon, receiver Jerry Rice and running back Charlie Garner overwhelmed the visiting New York Jets in an AFC Wild Card contest, 38-24. Rice's nine catches for 183 yards and Garner's 158 rushing yards proved too much for the Jets, who had defeated the Raiders at Network Associates Coliseum the previous week to earn a playoff berth.

The Raiders got off to a fast start in the first quarter, with Gannon leading two long drives that resulted in Sebastian Janikowski field goals. After the two teams traded field goals in the second quarter, the Silver and Black got into the end zone on a 2-yard pass from Gannon to receiver Tim Brown to give the Raiders a 16-3 half-time lead.

The Jets pulled closer on the second half's opening drive, as QB Vinny Testaverde found receiver Wayne Chrebet wide open for a 17-yard touchdown. The Raiders recovered a fumble near the end of the third period, setting up a wild fourth period in which the teams would combine to score 36 points.

Fullback Zack Crockett got the final quarter started with a 2-yard plunge for a score, and a two-point conversion gave the Raiders a 24-10 advantage. A 3-yard toss from Testaverde to fullback Richie Anderson cut the Oakland lead to seven points, but Gannon promptly led a 68-yard scoring drive on the ensuing possession, connecting with Rice for a 21-yard touchdown toss.

The Jets stormed back, as Chrebet hauled in his second touchdown pass of the game from 4 yards out. On the Raiders' next possession, Garner took a handoff and broke free around right end for 80 yards to set a franchise postseason record and put the game out of reach.

	1	2	3	4	F
NY Jets	0	3	7	14	24
Raiders	6	10	0	22	38

OAK - Janikowski 21 yd. FG

OAK - Janikowski 41 yd. FG

NYJ - Hall 45 yard yd. FG

OAK - Janikowski 45 yd. FG

OAK - Brown 2 yd. pass from Gannon (Janikowski kick)

NYJ - Chrebet 17 yd. pass from Testaverde (Hall kick)

OAK - Crockett 2 yd. run (Garner run)

NYJ - Anderson 3 yd. pass from Testaverde (Hall kick)

OAK - Rice 21 yd. pass from Gannon (Janikowski kick)

NYJ - Chrebet 4 yd. pass from Testaverde (Hall kick)

OAK - Garner 80 yd. run (Janikowski kick)

PLAYOFF HISTORY

NEW ENGLAND 16, RAIDERS 13

2001 AFC Divisional Playoff

Jan. 19, 2002 at Foxboro Stadium;
Foxboro, Mass.

A New England snow storm created a majestic setting at Foxboro Stadium, as the Patriots edged the Raiders in the "Tuck Game," one of the most controversial contests in NFL history.

With less than two minutes remaining in regulation and the Raiders clinging to a three-point lead, cornerback Charles Woodson sacked Patriots quarterback Tom Brady, causing what appeared to be a fumble that was recovered by Raider linebacker Greg Biekert to seal a Raider win. Citing Rule 3, Section 22, Article 2, Note 2 in the NFL rule book, the officials ruled the play an incomplete pass, leading to the game-tying field goal by kicker Adam Vinatieri.

The Raiders built an early lead in the contest, as quarterback Rich Gannon connected with receiver James Jett in the corner of the end zone for a 13-yard score in the second quarter. Two Sebastian Janikowski field goals, from 38 and 45 yards out gave the Raiders a 13-3 advantage entering the final period.

Brady was efficient in an early fourth-quarter drive, completing nine consecutive pass attempts before scampering into the end zone for a 6-yard touchdown to cut the Raider lead to three points. Brady then led a late-game drive that culminated in Vinatieri's 45-yard, game-tying field goal that came on the heels of the "tuck rule" play.

In overtime, Brady promptly piloted a 61-yard drive that led to Vinatieri's game-winner from 23 yards out.

	1	2	3	4	OT	Final
Raiders	0	7	6	0	0	13
New England	0	0	3	10	3	16

OAK - Jett 13 yd. pass from Gannon (Janikowski kick)

NE - Vinatieri 23 FG

OAK - Janikowski 38 yd. FG

OAK - Janikowski 45 yd. FG

NE - Brady 6 yd. run (Vinatieri kick)

NE - Vinatieri 45 yd. FG

NE - Vinatieri 23 yd. FG



Two fourth-quarter field goals by Sebastian Janikowski closed out the victory and pushed the Raiders one step closer to the Super Bowl.

	1	2	3	4	F
NY Jets	3	7	0	0	10
Raiders	3	7	7	13	30

NYJ - Hall 38 yd. FG

OAK - Janikowski 29 yd. FG

OAK - Crockett 1 yd. run (Janikowski kick)

NYJ - Sowell 1 yd. pass from Pennington (Hall kick)

OAK - Porter 29 yd. pass from Gannon (Janikowski kick)

OAK - Rice 9 yd. pass from Gannon (Janikowski kick)

OAK - Janikowski 34 yd. FG

OAK - Janikowski 31 yd. FG

RAIDERS 41, TENNESSEE 24

2002 AFC Championship

Jan. 19, 2003 at Network Associates Coliseum; Oakland, Calif.

The Raiders got out to a fast start and out-lasted Tennessee in the second half to secure the Silver and Black's first Super Bowl berth since the 1983 season. A relentless passing attack, led by quarterback Rich Gannon's 286 yards and three touchdowns through the air, proved too much for the visiting Titans.

Oakland wasted no time getting on the scoreboard, as Gannon took the offense 69 yards on the opening possession and connected with receiver Jerry Porter for a 3-yard touchdown pass to open the scoring. The Titans answered immediately, with quarterback Steve McNair hitting receiver Drew Bennett for a 33-yard touchdown on the ensuing drive. The Raiders went up again on their next possession, Gannon moving the offense swiftly downfield to set up a 12-yard touchdown pass to running back Charlie Garner.

Tennessee cut into the Raider lead with a field goal in the second quarter, and the Titans briefly took the lead by virtue of a 9-yard touchdown run by McNair. The Raiders took the lead back near the end of the first half, capitalizing on a fumble recovery deep in Tennessee territory with a 1-yard scoring pass from Gannon to tight end Doug Jolley. A fumble recovery on the ensuing kickoff gave the Raiders the ball in scoring range once again, and kicker Sebastian Janikowski was true from 43 yards out.

A second Janikowski field goal was matched by McNair's second touchdown run of the game, a 13-yard scamper to make the score 27-24 in Oakland's favor entering the fourth quarter. Gannon began the final period by capping off a 66-yard drive with a 2-yard touchdown run of his own, and closed out the victory by leading the Silver and Black on a time-consuming drive that resulted in fullback Zack Crockett's 7-yard touchdown run. McNair and the Titans moved the ball down to the Oakland 6-yard line, but turned the ball over on downs, and Gannon took a knee as the Coliseum erupted in celebration.

	1	2	3	4	F
Tennessee	7	10	7	0	24
Raiders	14	10	3	14	41

OAK - Porter 3 yd. pass from Gannon (Janikowski kick)

TEN - Bennett 33 yd. pass from McNair (Nedney kick)

OAK - Garner 12 yd. pass from Gannon (Janikowski kick)

TEN - Nedney 29 yd. FG

TEN - McNair 9 yd. run (Nedney kick)

OAK - Jolley 1 yd. pass from Gannon (Janikowski kick)

OAK - Janikowski 43 yd. FG

OAK - Janikowski 32 yd. FG

TEN - McNair 13 yd. run (Hentrich kick)

OAK - Gannon 2 yd. run (Janikowski kick)

OAK - Crockett 7 yd. run (Janikowski kick)



RAIDERS 30, NEW YORK JETS 10

2002 AFC Divisional Playoff

Jan. 12, 2003 at Network Associates Coliseum; Oakland, Calif.

An opportunistic offense scored 17 points off of three Jets turnovers, and quarterback Rich Gannon passed for 283 yards and two touchdowns to lead the Raiders to a convincing 30-10 victory over the New York Jets at Network Associates Coliseum.

After trading first-quarter field goals, the Raiders capitalized on a fumble recovery in Jets territory by way of a 1-yard dive by fullback Zack Crockett. The Jets drew even late in the second quarter, as quarterback Chad Pennington capped a long drive with a 1-yard touchdown pass to fullback Jerald Sowell to tie the game at the half.

The second half was all Silver and Black, with Gannon connecting with receiver Jerry Porter for a 29-yard touchdown in the third quarter to give the Raiders the lead for good. Gannon and Porter hooked up again later in the third period for 50 of Porter's 123 receiving yards on the day, setting up a 9-yard touchdown pass to receiver Jerry Rice early in fourth quarter.

INDIVIDUAL PLAYOFF RECORDS

RUSHING

Most attempts, career

167	Marcus Allen (10 games)
163	Mark van Eeghen (10 games)
128	Clarence Davis (6 games)

Most attempts, game

25	Marcus Allen, vs. Sea., Jan. 8, 1984
22	Mark van Eeghen, vs. Pit., Dec. 26, 1976
22	Marcus Allen, vs. NE, Jan. 5, 1986

Most yards rushing, career

961	Marcus Allen (10 games)
579	Mark van Eeghen (10 games)
506	Clarence Davis (6 games)

Most yards rushing, game

191	Marcus Allen, vs. Was., Jan. 22, 1984
158	Charlie Garner, vs. NYJ, Jan. 12, 2002
154	Marcus Allen, vs. Sea., Jan. 8, 1984

Longest run from scrimmage

80	Charlie Garner, vs. NYJ, Jan. 12, 2002 (TD)
74	Marcus Allen, vs. Was., Jan. 22, 1984 (TD)
69	Hewritt Dixon, vs. HouO., Dec. 31, 1967

Most games, 100-or-more yards rushing, career

5	Marcus Allen (10 games)
1	Pete Banaszak (18 games)
	Hewritt Dixon (8 games)
	Clarence Davis (6 games)
	Nick Bell (3 games)
	Charlie Garner (5 games)

Most consecutive games, 100-or-more yards rushing

3	Marcus Allen (1983)
1	7 times

Two 100-yard rushers

	Hewritt Dixon (144 yds.) and Pete Banaszak (116 yds.), vs. HouO., Dec. 31, 1967
--	---

Most rushing touchdowns, career

8	Marcus Allen (10 games)
5	Pete Banaszak (18 games)
	Napoleon McCallum (3 games)

Most rushing touchdowns, game

3	Napoleon McCallum, vs. Den., Jan. 9, 1994
2	Marv Hubbard, vs. Pit., Dec. 22, 1973
	Pete Banaszak, vs. Min., Jan. 9, 1977
	Mark van Eeghen, at Cle., Jan. 4, 1981
	Marcus Allen, vs. Cle., Jan. 8, 1983
	Marcus Allen, vs. Pit., Jan. 1, 1984
	Frank Hawkins, vs. Sea., Jan. 8, 1984
	Marcus Allen, vs. Was., Jan. 22, 1984
	Napoleon McCallum, at Buf., Jan. 15, 1994

Most consecutive games, rushing for touchdowns

2	Mark van Eeghen (1981)
	Marcus Allen (1983)
	Frank Hawkins (1984)
	Napoleon McCallum (1994)
	Zack Crockett (2003)

PASSING

Most passes completed, career

188	Ken Stabler (12 games)
162	Jim Plunkett (10 games)
136	Rich Gannon (7 games)

Most passes completed, game

29	Rich Gannon, vs. Ten., Jan. 19, 2003
24	Rich Gannon, vs. TB, Jan. 26, 2003
24	Jim Plunkett, vs. Cle., Jan. 8, 1983

Most passes attempted, career

325	Ken Stabler (12 games)
272	Jim Plunkett (10 games)
238	Daryle Lamonica (9 games)

Most passes attempted, game

47	Daryle Lamonica, at NYJ, Dec. 29, 1968
44	Rich Gannon, vs. TB, Jan. 26, 2003
42	Ken Stabler, at Pit., Jan. 4, 1976

Most yards passing, career

2,398	Ken Stabler (12 games)
-------	------------------------

2,293	Jim Plunkett (10 games)
-------	-------------------------

1,748	Rich Gannon (7 games)
-------	-----------------------

Most yards passing, game

401	Daryle Lamonica, at NYJ, Dec. 29, 1968
386	Jim Plunkett, vs. Cle., Jan. 8, 1983
347	Daryle Lamonica, vs. KC, Dec. 22, 1968

Most games, 300-or-more yards passing, career

2	Daryle Lamonica (9 games)
1	Ken Stabler (12 games)
	Jim Plunkett (10 games)

Most consecutive games, 300-or-more yards passing

2	Daryle Lamonica (1968)
1	Two times

Most touchdown passes, career

19	Ken Stabler (12 games)
18	Daryle Lamonica (9 games)
11	Jim Plunkett (10 games)
	Rich Gannon (7 games)

Most touchdown passes, game

6	Daryle Lamonica, vs. HouO., Dec. 21, 1969
5	Daryle Lamonica, vs. KC, Dec. 22, 1968
4	Ken Stabler, vs. Mia., Dec. 21, 1974

Most consecutive games, touchdown pass

9	Ken Stabler (1974-78)
5	Daryle Lamonica (1967-69)
	Rich Gannon (2002-03)

Most passes had intercepted, career

12	Jim Plunkett (10 games)
11	Ken Stabler (12 games)
8	Rich Gannon (7 games)

Most passes had intercepted, game

5	Jay Schroeder, at Buf., Jan. 20, 1991
	Rich Gannon, vs. TB, Jan. 26, 2003
4	Todd Marinovich, at KC, Dec. 28, 1991

Longest pass completion

80	Jim Plunkett to Kenny King, vs. Phi., Jan. 25, 1981 (TD)
86	Jeff Hostetler to Tim Brown, at Buf., Jan. 15, 1993 (TD)
82	Daryle Lamonica to Rod Sherman, vs. Mia., Dec. 27, 1970 (TD)

Highest completion percentage, career (min. 50 att.)

63.6	Rich Gannon (7 games)
59.6	Jim Plunkett (10 games)
57.8	Ken Stabler (12 games)

Highest completion percentage, game (min. 20 att.)

79.3	Rich Gannon, vs. NYJ, Jan. 12, 2002
73.9	Ken Stabler, vs. Cin., Dec. 28, 1975
70.8	Jim Plunkett, vs. Sea., Jan. 8, 1984

RECEIVING

Most receptions, career

73	Cliff Branch (19 games)
70	Fred Biletnikoff (16 games)
45	Tim Brown (12 games)

Most receptions, game

9	Cliff Branch, vs. Pit., Dec. 29, 1974
	Fred Biletnikoff, vs. NE, Dec. 18, 1976
	Jerry Rice, vs. NYJ, Jan. 12, 2002
	Tim Brown, vs. Ten., Jan. 19, 2003
8	Fred Biletnikoff, vs. Mia., Dec. 21, 1974
	Charlie Smith, vs. KC, Jan. 4, 1970
	Cliff Branch, vs. Phi., Jan. 25, 1981

Most yards receiving, career

1,289	Cliff Branch (19 games)
1,167	Fred Biletnikoff (16 games)
581	Tim Brown (12 games)

Most yards receiving, game

190	Fred Biletnikoff, at NYJ, Dec. 29, 1968
186	Cliff Branch, vs. Pit., Dec. 29, 1974
183	Jerry Rice, vs. NYJ, Jan. 12, 2002
180	Fred Biletnikoff, vs. KC, Dec. 22, 1968

Most games, 100-or-more yards receiving, career

4	Fred Biletnikoff (16 games)
---	-----------------------------

INDIVIDUAL PLAYOFF RECORDS

3	Cliff Branch (19 games)
1	8 times
Most consecutive games, 100-or-more yards receiving	
2	Fred Biletnikoff (1968)
Most touchdown receptions, career	
10	Fred Biletnikoff (16 games)
7	Dave Casper (7 games)
5	Cliff Branch (19 games)
Most touchdown receptions, game	
3	Fred Biletnikoff, vs. KC, Dec. 22, 1968
	Dave Casper, at BalC., Dec. 24, 1977
2	Bill Miller, vs. GB, Jan. 14, 1968
	Warren Wells, vs. KC, Dec. 22, 1968
	Fred Biletnikoff, vs. HouO., Dec. 21, 1969
	Rod Sherman, vs. HouO., Dec. 21, 1969
	Dave Casper, at Den., Jan. 1, 1978
	Cliff Branch, vs. Phi., Jan. 25, 1981

INTERCEPTIONS BY

Most interceptions by, career

8	Lester Hayes (8 games)
7	Willie Brown (8 games)
4	Nemiah Wilson (4 games)

Most interceptions by, game

3	Rod Martin, vs. Phi., Jan. 25, 1981
2	Jack Tatum, at Pit., Jan. 4, 1976
	Lester Hayes, vs. HouO., Dec. 28, 1980
	Lester Hayes, at Cle., Jan. 4, 1981
	Mike Davis, vs. Sea., Jan. 8, 1984

Most consecutive games, interception

2	George Atkinson (1968-69)
	Willie Brown (1973)
	Willie Hall (1976-77)

Longest interception return

90	Tory James, vs. Mia., Jan. 6, 2001 (TD)
75	Willie Brown, vs. Min., Jan. 9, 1977 (TD)
54	Willie Brown, vs. Pit., Dec. 22, 1973 (TD)

SCORING

Most points, career

99	George Blanda (19 FG, 42 PAT) (15 games)
78	Chris Bahr (15 FG, 33 PAT) (11 games)
60	Fred Biletnikoff (10 TD) (16 games)
60	Marcus Allen (10 TD) (10 games)

Most points, game

18	Fred Biletnikoff, vs. KC, Dec. 22, 1968
	Dave Casper, at BalC., Dec. 24, 1977
	Napoleon McCallum, vs. Den., Jan. 9, 1994
16	George Blanda, vs. HouO., Dec. 31, 1967
15	George Blanda, vs. Pit., Dec. 22, 1973

Most touchdowns, career

10	Fred Biletnikoff (16 games)
	Marcus Allen (10 games)
7	Dave Casper (7 games)

Most touchdowns, game

3	Fred Biletnikoff, vs. KC, Dec. 22, 1968
	Dave Casper, at BalC., Dec. 24, 1977
	Napoleon McCallum, vs. Den., Jan. 9, 1994
2	14 times



RB Napoleon McCallum

Most field goals attempted, career

33	George Blanda (15 games)
19	Chris Bahr (11 games)
16	Sebastian Janikowski (7 games)

Most field goals attempted, game

6	George Blanda, vs. HouO., Dec. 31, 1967
5	George Blanda, vs. Pit., Dec. 22, 1973
4	George Blanda, at NYJ, Dec. 29, 1968
	Sebastian Janikowski, vs. NYJ, Jan. 12, 2003

Most field goals, career

19	George Blanda (15 games)
15	Chris Bahr (11 games)
14	Sebastian Janikowski (7 games)

Most field goals, game

4	George Blanda, vs. HouO., Dec. 31, 1967
	George Blanda, vs. Pit., Dec. 22, 1973
3	George Blanda, at NYJ, Dec. 29, 1968
	Chris Bahr, vs. Sea, Jan. 8, 1984
	Sebastian Janikowski, vs. NYJ, Jan. 12, 2002
	Sebastian Janikowski, vs. NYJ, Jan. 12, 2003

Longest field goal

49	Jeff Jaeger, vs. Cin., Jan. 13, 1991
48	George Blanda, at BalC., Jan. 3, 1971
47	Chris Bahr, vs. HouO., Dec. 28, 1980

Most (1-point) points after touchdown, career

42	George Blanda (15 games)
33	Chris Bahr (11 games)
15	Sebastian Janikowski (7 games)

Most (1-point) points after touchdown, game

8	George Blanda, vs. HouO., Dec. 21, 1969
6	Jeff Jaeger, vs. Den., Jan. 9, 1994
5	George Blanda, vs. KC, Dec. 22, 1968
	Chris Bahr, vs. Pit., Jan. 1, 1984
	Chris Bahr, vs. Was., Jan. 22, 1984
	Sebastian Janikowski, vs. Ten., Jan. 19, 2003

KICKOFF RETURNS

Most kickoff returns, career

16	Clarence Davis (7 games)
	Carl Garrett (5 games)
	Marcus Knight (3 games)
14	George Atkinson (9 games)

Most kickoff returns, game

8	Marcus Knight, vs. TB, Jan. 26, 2003
6	Jamie Holland, at Buf., Jan. 20, 1991
5	Carl Garrett, at BalC., Dec. 24, 1977
	Marcus Knight, vs. Ten., Jan. 19, 2003

Most kickoff return yards, career

481	Carl Garrett (5 games)
347	Marcus Knight (3 games)
343	Clarence Davis (7 games)

Most kickoff return yards, game

169	Carl Garrett, at Bal., Dec. 24, 1977
143	Marcus Knight, vs. Ten., Jan. 19, 2003
	Marcus Knight, vs. TB, Jan. 26, 2003
119	Carl Garrett, vs. NE, Dec. 18, 1976

Highest average, career (10 returns)

30.1	Carl Garrett (5 games)
27.9	George Atkinson (9 games)
21.7	Marcus Knight (3 games)

Highest average, game (3 returns)

37.0	Carl Garrett, at Den., Jan. 1, 1978
33.8	Carl Garrett, at Bal., Dec. 24, 1977
31.7	George Atkinson, vs. KC, Jan. 4, 1970

Longest kickoff return

44	Marcus Knight, vs. Ten., Jan. 19, 2003
29	Marcus Knight, vs. TB, Jan. 26, 2003
28	David Dunn, vs. Mia., Jan. 6, 2001
	David Dunn, vs. Bal., Jan. 14, 2001
	Marcus Knight, vs. NYJ, Jan. 12, 2003

INDIVIDUAL PLAYOFF RECORDS

PUNTING

Most punts, game

9	Ray Guy, vs. HouO., Dec. 28, 1980
	Ray Guy, at Cle., Jan. 4, 1981
	Shane Lechler, at NE, Jan. 19, 2002
8	Ray Guy, at Pit., Jan. 4, 1976
	Ray Guy, at BalC., Dec. 24, 1977
	Ray Guy, at Sea., Dec. 22, 1984

Highest gross punting average, game (4 punts)

56.0	Ray Guy, at SD, Jan. 11, 1981
51.1	Ray Guy, vs. HouO., Dec. 28, 1980
48.5	Mike Eischeid, vs. KC, Jan. 4, 1970

Longest punt

71	Ray Guy, at SD, Jan. 11, 1981
66	Ray Guy, vs. HouO., Dec. 28, 1980
64	Shane Lechler, vs. Bal., Jan. 14, 2001

PUNT RETURNS

Most punt returns, career

18	Neal Colzie (5 games)
13	George Atkinson (9 games)
	Greg Pruitt (6 games)

Most punt returns, game

5	Rodger Bird, vs. HouO., Dec. 31, 1967
	Neal Colzie, at BalC., Dec. 24, 1977
	Greg Pruitt, vs. Cle., Jan. 8, 1983
	Greg Pruitt, vs. Pit., Jan. 1, 1984
4	Neal Colzie, vs. Cin., Dec. 28, 1975
	Neal Colzie, vs. Min., Jan. 9, 1977
	Keith Moody, vs. HouO., Dec. 28, 1980
	Fulton Walker, vs. NE, Jan. 5, 1986

Most punt return yards, career

221	Neal Colzie (5 games)
101	Greg Pruitt (6 games)
96	Rodger Bird (4 games)

Most punt return yards, game

64	Neal Colzie, vs. Cin., Dec. 28, 1975
53	Neal Colzie, vs. NE, Dec. 18, 1976
49	Rodger Bird, vs. HouO., Dec. 31, 1967
47	Greg Pruitt, vs. Pit., Jan. 1, 1984
45	Greg Pruitt, vs. Cle., Jan. 8, 1983

Highest punt return average, career (9 returns)

12.3	Neal Colzie (5 games)
8.3	Tim Brown (12 games)
8.0	Rodger Bird (4 games)

Highest punt return average, game (3 returns)

17.7	Neal Colzie, vs. NE, Dec. 18, 1976
16.0	Neal Colzie, vs. Cin., Dec. 28, 1975
13.3	Tim Brown, vs. Cin., Jan. 13, 1991

Longest punt return

25	Neal Colzie, vs. Min., Jan. 9, 1977
24	Darrien Gordon, vs. Mia., Jan. 6, 2001
17	Darrien Gordon, vs. TB, Jan. 26, 2003

MISCELLANEOUS

Most sacks, career (since 1982)

7.5	Greg Townsend (7 games)
5.5	Lyle Alzado (3 games)
4.0	Howie Long (7 games)
	Rod Martin (4 games)

Most sacks, game (since 1982)

3.0	Greg Townsend, vs. Cin., Jan. 13, 1991
2.5	Lyle Alzado, vs. Pit., Jan. 1, 1984
2.0	Rod Martin, vs. Cle., Jan. 8, 1983
	Johnny Robinson, vs. Cle., Jan. 8, 1983
	Greg Townsend, vs. Sea., Jan. 8, 1984
	Lyle Alzado, at Sea., Dec. 24, 1984
	Sean Jones, vs. NE, Jan. 5, 1986
	Scott Davis, at KC, Dec. 28, 1991



DE Howie Long

TEAM PLAYOFF RECORDS

NET YARDS GAINED

Most Yards gained, game

526	vs. Cleveland, Jan. 8, 1983 (140 ru., 386 pa.)
512	at Baltimore, Dec. 24, 1977 (167 ru., 345 pa.)
509	vs. New York Jets, Jan. 12, 2002 (215 ru., 294 pa.)
465	vs. Kansas City, Dec. 22, 1968 (118 ru., 347 pa.)
451	at New York Jets, Dec. 29, 1968 (50 ru., 401 pa.)

Fewest yards gained, game

211	vs. Baltimore, Jan. 14, 2001 (24 ru., 187 pa.)
225	at Cleveland, Jan. 4, 1981 (76 ru., 149 pa.)
236	at Miami, Dec. 30, 1973 (107 ru., 129 pa.)
	at New England, Jan. 19, 2002 (77 ru., 159 pa.)

RUSHING

Most yards gained rushing, game

266	vs. Minnesota, Jan. 9, 1977 (52 att.)
263	vs. Houston Oilers, Dec. 31, 1967 (48 att.)
235	vs. Cincinnati, Jan. 13, 1991 (32 att.)

Fewest yards gained rushing, game

19	vs. Tampa Bay, Jan. 26, 2003 (11 att.)
24	vs. Baltimore, Jan. 14, 2001 (17 att.)
29	vs. Pittsburgh, Dec. 29, 1974 (21 att.)

Most rushing attempts, game

55	vs. Pittsburgh, Dec. 22, 1973 (232 yds.)
52	vs. Minnesota, Jan. 9, 1977 (266 yds.)
51	vs. Cincinnati, Dec. 28, 1975 (173 yds.)
	vs. Pittsburgh, Dec. 26, 1976 (157 yds.)

Fewest rushing attempts, game

11	vs. Tampa Bay, Jan. 26, 2003 (19 yds.)
17	vs. Baltimore, Jan. 14, 2001 (24 yds.)
	vs. Tennessee, Jan. 19, 2003 (89 yds.)
19	at New York Jets, Dec. 29, 1968 (50 yds.)

PASSING

Most passes attempted, game

47	at New York Jets, Dec. 29, 1968 (20 comp.)
45	vs. Kansas City, Jan. 4, 1970 (17 comp.)
44	vs. Tampa Bay, Jan. 26, 2003 (24 comp.)

Fewest passes attempted, game

16	vs. Miami, Dec. 27, 1970 (8 comp.)
	vs. Pittsburgh, Dec. 26, 1976 (10 comp.)
17	vs. Pittsburgh, Dec. 22, 1973 (14 comp.)

Most passes completed, game

29	vs. Tennessee, Jan. 19, 2003 (41 att.)
24	vs. Cleveland, Jan. 8, 1983 (37 att.)
	vs. Tampa Bay, Jan. 26, 2003 (44 att.)

Fewest passes completed, game

8	vs. Miami, Dec. 27, 1970 (16 att.)
	vs. Houston Oilers, Dec. 28, 1980 (23 att.)
10	vs. Houston Oilers, Dec. 31, 1967 (26 att.)
	vs. Pittsburgh, Dec. 26, 1976 (16 att.)

Most net yards gained, passing, game

393	at New York Jets, Dec. 29, 1968
370	vs. Cleveland, Jan. 8, 1983
336	vs. Kansas City, Dec. 22, 1968

Fewest net yards gained, passing, game

63	vs. Pittsburgh, Dec. 26, 1976
78	at Pittsburgh, Dec. 23, 1972
101	vs. Houston Oilers, Dec. 31, 1967

Most touchdowns passing, game

6	vs. Houston Oilers, Dec. 21, 1969
5	vs. Kansas City, Dec. 22, 1968
4	vs. Miami, Dec. 21, 1974

Most passes had intercepted, game

6	at Buffalo, Jan. 20, 1991
5	vs. Tampa Bay, Jan. 26, 2003
4	vs. Kansas City, Jan. 4, 1970
	at Kansas City, Dec. 28, 1991
	vs. Baltimore, Jan. 14, 2001

SCORING

Most points, game

56	vs. Houston Oilers, Dec. 21, 1969 (56-7)
42	vs. Denver, Jan. 9, 1994 (42-24)
41	vs. Kansas City, Dec. 22, 1968 (41-6)
	vs. Tennessee, Jan. 19, 2003 (41-24)

Fewest points, game

3	at Buffalo, Jan. 20, 1991 (51-3)
	vs. Baltimore, Jan. 14, 2001 (16-3)
6	at Kansas City, Dec. 28, 1991 (10-6)

Largest margin of victory

49	vs. Houston Oilers, Dec. 21, 1969 (56-7)
35	vs. Kansas City, Dec. 22, 1968 (41-6)
33	vs. Houston Oilers, Dec. 31, 1967 (40-7)

Most overall touchdowns, game

8	vs. Houston Oilers, Dec. 21, 1969
6	vs. Denver, Jan. 9, 1994
5	vs. Kansas City, Dec. 22, 1968
	at Baltimore Colts, Dec. 24, 1977
	vs. Pittsburgh, Jan. 1, 1984
	vs. Washington, Jan. 22, 1984
	vs. Tennessee, Jan. 19, 2003

Most field goals, game

4	vs. Houston Oilers, Dec. 31, 1967
	vs. Pittsburgh, Dec. 22, 1973
3	at New York Jets, Dec. 29, 1968
	vs. Seattle, Jan. 8, 1984
	vs. New York Jets, Jan. 12, 2002
	vs. New York Jets, Dec. 12, 2003

Most (one-point) points after touchdown

8	vs. Houston Oilers, Dec. 21, 1969
6	vs. Denver, Jan. 9, 1994
5	vs. Kansas City, Dec. 22, 1968
	vs. Pittsburgh, Jan. 1, 1984
	vs. Washington, Jan. 22, 1984
	vs. Tennessee, Jan. 19, 2003

PUNTING

Most punts, game

9	vs. Houston Oilers, Dec. 28, 1980
	at Cleveland, Jan. 4, 1981
	at New England, Jan. 19, 2002
8	at Pittsburgh, Jan. 4, 1976
	at Baltimore Colts, Dec. 24, 1977
	at Seattle, Dec. 22, 1984

Fewest punts, game

1	vs. Cincinnati, Dec. 28, 1975
	at Kansas City, Dec. 28, 1991
2	vs. Pittsburgh, Dec. 22, 1973
	at Miami, Dec. 30, 1973
	vs. Seattle, Jan. 8, 1984
	vs. New England, Jan. 5, 1986
	vs. Cincinnati, Jan. 13, 1991
	vs. New York Jets, Jan. 12, 2002

Highest gross average, game (4 punts)

56.0	at San Diego, Jan. 11, 1981
51.1	vs. Houston Oilers, Dec. 28, 1980
48.5	vs. Kansas City, Jan. 4, 1970

PUNT RETURNS

Most punt returns, game

6	vs. Houston Oilers, Dec. 31, 1967
	at Baltimore Colts, Dec. 24, 1977
	vs. Houston Oilers, Dec. 28, 1980
	vs. Pittsburgh, Jan. 1, 1984
5	vs. Cleveland, Jan. 8, 1983

Most yards, punt returns, game

64	vs. Cincinnati, Dec. 28, 1975
53	vs. New England, Dec. 18, 1976
52	vs. Pittsburgh, Jan. 1, 1984

TEAM PLAYOFF RECORDS

KICKOFF RETURNS

Most kickoff returns, game

9	at Buffalo, Jan. 20, 1991
	vs. Tampa Bay, Jan. 26, 2003
7	vs. Green Bay, Jan. 14, 1968

Most yards, kickoff returns, game

186	at Baltimore Colts, Dec. 24, 1977
149	vs. Tampa Bay, Jan. 26, 2003
143	vs. Tennessee, Jan. 19, 2003

PENALTIES

Most penalties, game

17	vs. Denver, Jan. 9, 1994
14	vs. Houston Oilers, Dec. 28, 1980
	vs. Tennessee, Jan. 19, 2003
11	vs. New England, Dec. 18, 1976

Fewest penalties, game

0	vs. Cincinnati, Jan. 13, 1991
1	vs. Kansas City, Dec. 22, 1968
2	at New York Jets, Dec. 29, 1968
	at Baltimore Colts, Jan. 3, 1971
	at Pittsburgh, Dec. 23, 1972
	at Denver, Jan. 1, 1978
	vs. Pittsburgh, Jan. 1, 1984

DEFENSIVE RECORDS

TOTAL YARDS ALLOWED

Fewest net yards allowed, game

180	vs. Houston Oilers, Dec. 31, 1967
211	vs. Seattle, Jan. 8, 1984
215	vs. Kansas City, Jan. 4, 1970
217	vs. Miami, Jan. 6, 2001

Most net yards allowed, game

502	at Buffalo, Jan. 20, 1990
447	at San Diego, Jan. 11, 1981
413	vs. New York Jets, Jan. 12, 2002
412	vs. New York Jets, Jan. 15, 1983

RUSHING

Fewest yards allowed, rushing, game

28	vs. Houston Oilers, Dec. 21, 1969
38	vs. Houston Oilers, Dec. 31, 1967
41	vs. Miami, Jan. 6, 2001
56	vs. Cleveland, Jan. 8, 1983
	vs. Denver, Jan. 9, 1994

Most yards allowed, rushing, game

266	at Miami, Dec. 30, 1973
213	vs. Miami, Dec. 21, 1974
210	vs. Pittsburgh, Dec. 29, 1974
205	at Seattle, Dec. 22, 1984
202	at Buffalo, Jan. 20, 1991

PASSING

Fewest opponent passes attempted, game

6	at Miami, Dec. 30, 1973
10	at Seattle, Dec. 22, 1984
14	vs. Miami, Dec. 21, 1974
	at Kansas City, Dec. 28, 1991
15	vs. New England, Jan. 5, 1986
	vs. Cincinnati, Jan. 13, 1991

Most opponent passes attempted, game

54	vs. Denver, Jan. 9, 1994
52	at New England, Jan. 19, 2002
49	at New York Jets, Dec. 29, 1968
47	vs. New York Jets, Jan. 12, 2003
46	vs. Houston Oilers, Dec. 21, 1969
	at San Diego, Jan. 11, 1981

Fewest opponent passes completed, game

3	at Miami, Dec. 30, 1973
4	at Seattle, Dec. 22, 1984
7	vs. Kansas City, Jan. 4, 1970
	vs. Miami, Dec. 21, 1974
8	Three times

Most opponent passes completed, game

32	vs. Denver, Jan. 9, 1994
	at New England, Jan. 19, 2002
27	at Buffalo, Jan. 15, 1994
26	vs. New York Jets, Jan. 12, 2002
24	vs. Minnesota, Jan. 9, 1977

Fewest opponent net yards, passing, game

26	at Miami, Dec. 30, 1973
46	at Seattle, Dec. 22, 1984
58	vs. Cincinnati, Jan. 13, 1991
73	at Kansas City, Dec. 28, 1991
81	vs. Miami, Dec. 21, 1974

Most opponent net yards, passing, game

351	at San Diego, Jan. 11, 1981
331	vs. Denver, Jan. 9, 1994
300	at Buffalo, Jan. 20, 1991
297	at New England, Jan. 19, 2002
291	vs. Philadelphia, Jan. 25, 1981

Most opponent touchdown passes, game

3	at New York Jets, Dec. 29, 1968
	vs. Denver, Jan. 9, 1994
	vs. New York Jets, Jan. 12, 2002
2	10 times

Most opponent passes intercepted

5	vs. Seattle, Jan. 8, 1984
4	vs. Kansas City, Dec. 22, 1968
3	6 times

SCORING

Most points allowed, game

51	at Buffalo, Jan. 20, 1991
48	vs. Tampa Bay, Jan. 26, 2003
33	vs. Green Bay, Jan. 14, 1968
31	at Baltimore Colts, Dec. 24, 1977

Fewest points allowed, game

0	vs. Miami, Jan. 6, 2001
6	vs. Kansas City, Dec. 22, 1968
7	vs. Houston Oilers, Dec. 31, 1967
	vs. Houston Oilers, Dec. 21, 1969
	vs. Pittsburgh, Dec. 26, 1976
	vs. Houston Oilers, Dec. 28, 1980

Most opponent touchdowns scored, game

7	at Buffalo, Jan. 20, 1991
6	vs. Tampa Bay, Jan. 26, 2003
4	vs. Cincinnati, Dec. 28, 1975
	at Baltimore Colts, Dec. 24, 1977
	at Buffalo, Jan. 15, 1994

Most opponent field goals scored, game

4	vs. Green Bay, Jan. 14, 1968
3	vs. Baltimore, Jan. 14, 2001
	at New England, Jan. 19, 2002
2	11 times

Most opponent (one-point) points after TD, game

6	at Buffalo, Jan. 20, 1991
	vs. Tampa Bay, Jan. 26, 2003
4	vs. Cincinnati, Dec. 28, 1975
	at Baltimore Colts, Dec. 24, 1977
3	11 times

PUNTING

Most opponent punts, game

13	at Baltimore Colts, Dec. 24, 1977
11	vs. Houston Oilers, Dec. 31, 1967
	vs. Houston Oilers, Dec. 21, 1969
10	at New York Jets, Dec. 29, 1968
9	vs. Houston Oilers, Dec. 28, 1980

Fewest opponent punts, game

1	at Miami, Dec. 30, 1973
	vs. New York Jets, Jan. 12, 2002
2	at San Diego, Jan. 11, 1981
	vs. New York Jets, Jan. 15, 1983
	at Buffalo, Jan. 20, 1991
	at Kansas City, Dec. 28, 1991
	vs. New York Jets, Jan. 12, 2003

TEAM PLAYOFF RECORDS

Opponent highest gross average (4 punts), game

51.6	vs. Cincinnati, Jan. 13, 1991
48.5	vs. Cleveland, Jan. 8, 1983
48.2	at Pittsburgh, Dec. 23, 1972
47.0	vs. Kansas City, Dec. 22, 1968

PUNT RETURNS

Most opponent punt returns, game

7	vs. Houston Oilers, Dec. 28, 1980 at Cleveland, Jan. 4, 1981
5	vs. Green Bay, Jan. 14, 1968 at Seattle, Dec. 22, 1984 at New England, Jan. 19, 2002

Most yards, opponent punt returns, game

84	vs. Houston Oilers, Dec. 28, 1980
81	at Cleveland, Jan. 4, 1981
76	vs. Miami, Jan. 6, 2001
58	vs. Baltimore, Jan. 14, 2001
52	at Seattle, Dec. 22, 1984

KICKOFF RETURNS

Most opponent kickoff returns, game

9	vs. Houston Oilers, Dec. 31, 1967
8	vs. Kansas City, Dec. 22, 1968 vs. New York Jets, Jan. 12, 2002
7	6 times

Most yards, opponent kickoff returns, game

215	vs. Houston Oilers, Dec. 31, 1967
210	vs. New York Jets, Jan. 12, 2002
193	at Baltimore Colts, Dec. 24, 1977
183	vs. Miami, Dec. 21, 1974
156	vs. Pittsburgh, Dec. 22, 1973

SACKS

Most sacks, game (since 1967)

7	vs. Houston Oilers, Dec. 28, 1980
6	vs. Houston Oilers, Dec. 21, 1969 at Baltimore Colts, Dec. 24, 1977 vs. Cleveland, Jan. 8, 1983 vs. Washington, Jan. 22, 1984
5	vs. Cincinnati, Dec. 28, 1975 vs. Pittsburgh, Jan. 1, 1984

PENALTIES

Most opponent penalties, game

10	vs. New England, Dec. 18, 1976 vs. Denver, Jan. 9, 1994 vs. Baltimore, Jan. 14, 2001
8	at Baltimore Colts, Dec. 24, 1977 at Denver, Jan. 1, 1978 vs. Houston Oilers, Dec. 28, 1980 vs. Miami, Jan. 6, 2001

Fewest opponent Penalties, game

0	vs. Miami, Dec. 27, 1970 vs. New York Jets, Jan. 12, 2002
1	vs. Green Bay, Jan. 14, 1968 at Pittsburgh, Dec. 23, 1972 vs. Cincinnati, Jan. 13, 1991 at New England, Jan. 19, 2002
2	5 times



1990 AFC Divisional Playoff

ALL-TIME RAIDERS

No.	PLAYER	SCHOOL	POS	YEARS				
— A —					38	BESS, Rufus	South Carolina St.	DB 1979
60,97	ACKERMAN, Rick	Memphis State	DT	1984-87	47	BESSILLIEU, Don	Georgia Tech	QB 1983, 1985
28	ADAMS, Phillip	South Carolina St.	DB	2012-13	7	BEUERLEIN, Steve	Notre Dame	QB 1988-90
95	ADAMS, Sam	Texas A&M	DT	2002	54	BIEKERT, Greg	Colorado	LB 1993-01
59	ADAMS, Stanley	Memphis State	LB	1984	14,25	BILETNIKOFF, Fred	Florida State	WR 1965-78
44	ADAMS, Stefon	East Carolina	DB	1986-89	96	BILUKIDI, Christo	Georgia State	DT 2012-13
88	ADKISSON, James	South Carolina	TE	2005-06	21	BIRD, Rodger	Kentucky	DB 1966-68
3	AGAJANIAN, Ben	New Mexico	K	1962	53	BIRDWELL, Dan	Houston	DT 1962-69
83	AIKEN, Carl	Northern Illinois	WR	1987	66	BISHOP, Sonny	Fresno State	G 1963
58	ALEXANDER, Elijah	Kansas State	LB	2000-01	67	BLACK, Barry	Boise State	G 1987
89	ALEXANDER, Mike	Penn State	WR	1989	56	BLACKSTOCK, Darryl	Virginia	LB 2011
94	ALFORD, Jay	Penn State	DT	2010	16	BLANDA, George	Kentucky	QB-K 1967-75
80	ALLEN, Dalva	Houston	DE	1962-64	57	BLANKENSHIP, Greg	Cal State-Hayward	LB 1976
21	ALLEN, Eric	Arizona State	DB	1998-01	7	BOLLER, Kyle	California	QB 2010-11
20	ALLEN, Jackie	Baylor	DB	1969	54	BONNESS, Rik	Nebraska	LB 1976
32	ALLEN, Marcus	USC	RB	1982-92	67	BOOTHE, Kevin	Cornell	G 2006, 14
94,55	ALSTON, Jon	Stanford	LB	2007-09	87	BOSS, Kevin	Western Oregon	TE 2011
77	ALZADO, Lyle	Yankton	DE	1982-85	35	BOWIE, John	Cincinnati	DB 2007-09
92	AMEY, Vince	Arizona State	DT	1998	76	BOYD, Greg	San Diego State	DT 1984
83	ANDERSON, Courtney	San Jose State	TE	2004-06	30	BOYD, Jerome	Oregon	DB 2009, 11
33	ANDERSON, Eddie	Fort Valley State	DB	1987-97	84	BOYDSTON, Max	Oklahoma	TE 1962
23	ANDERSON, Marques	UCLA	DB	2004	27	BOYNTON, George	East Texas State	DB 1962
2	ARAGUZ, Leo	Stephen F. Austin	P	1996-99	40	BRABHAM, Cary	SMU	DB 1994
78	ARMSTRONG, Dan	Oregon	T	1967	51	BRACELIN, Greg	California	LB 1981
66	ARMSTRONG, Ramon	TCU	T	1960	81	BRADSHAW, Morris	Ohio State	WR 1974-81
57	ARMSTRONG, Ray-Ray	Miami (Fla.)	LB	2014	27	BRANCH, Calvin	Colorado State	DB 1997-00,05
93	ARMSTRONG, Trace	Florida	DE	2001-03	21	BRANCH, Cliff	Colorado	WR 1972-85
83	ASAD, Doug	Northwestern	TE	1960-61	33	BRANCH, Tyvon	Connecticut	DB 2008-14
42	ASANTE, Larry	Nebraska	DB	2014	82	BRANTON, Gene	Texas Southern	TE 1987
73,77	ASHMORE, Darryl	Northwestern	G-T	1998-01	47	BRAVO, Alex	Cal Poly, SLO	DB 1960-61
35	ASKA, Joe	Central Oklahoma	RB	1995-97	91	BRAYTON, Tyler	Colorado	DE 2003-07
21	ASOMUGHA, Nnamdi	California	DB	2003-10	5	BREECH, Jim	California	K 1978-79
59	ATKINS, Larry	UCLA	LB	2003	73	BREWINGTON, Jim	N. Carolina College	T 1961
59	ATKINS, Pervis	New Mexico St.	WR	1965-66	87	BRIGHAM, Jeremy	Washington	TE 1998-02
43	ATKINSON, George	Morris Brown	DB	1968-77	65	BRISIEL, Mike	Colorado State	G 2012-13
34	ATKINSON III, George	Notre Dame	RB	2014	95	BRODINE, Mason	Nebraska-Kearney	DE 2011
86	AUSBERRY, David	USC	TE	2011-14	9	BROMELL, Lorenzo	Clemson	DE 2003
96	AUTRY, Denico	Mississippi State	DE	2014	2	BROOKS, Aaron	Virginia	QB 2006
— B —					55	BROOKS, Bobby	Fresno State	LB 1999-01
70	BADGER, Brad	Stanford	G-T	2002-06	33	BROOKS, Bucky	North Carolina	DB 1998
10	BAHR, Chris	Penn State	K	1980-88	97	BROUGHTON, Willie	Miami (Fla.)	DT 1992-93
27	BAKER, Rashad	Tennessee	DB	2007-08	76	BROWN, Bob	Nebraska	T 1971-73
99	BALDWIN, Keith	Texas A&M	DE	1988	76	BROWN, Charles	Houston	T 1962
42	BALL, Eric	UCLA	RB	1995	86	BROWN, Derek	Notre Dame	TE 1998
93	BALL, Jerry	SMU	DT	1994-96	74	BROWN, Doug	Fresno State	DT 1964
40	BANASZAK, Pete	Miami (Fla.)	RB	1966-78	24	BROWN, Larry	TCU	DB 1996-97
38	BANKS, Estes	Colorado	RB	1967	57	BROWN, Ricky	Boston College	LB 2006-11
46	BANKSTON, Warren	Tulane	TE	1973-78	64,96	BROWN, Ron	USC	DE 1987-88
53	BANSAVAGE, Al	USC	LB	1961	24	BROWN, Ron	Arizona State	DB -KR 1990
77	BARBEE, Joe	Kent State	T	1960	27	BROWN, Stevie	Michigan	DB 2010
72	BARKSDALE, Joe	LSU	T	2011	83	BROWN, Tarell	Texas	DB 2014
88	BARKSDALE, Rod	Arizona	WR	1986	21	BROWN, Tim	Notre Dame	WR 1988-03
56	BARNES, Jeff	California	LB	1977-87	19	BROWN, Vincent	San Diego State	WR 2014
69	BARNES, Khalif	Washington	T-G	2009-14	24	BROWN, Willie	Grambling	DB 1967-78
52	BARNES, Larry	Colorado State	LB	1960	47	BROWNE, Jim	Boston College	RB 1987
51	BARNES, Rodrigo	Rice	LB	1976	51	BROWNER, Keith	USC	LB 1987
80	BARNWELL, Malcolm	Virginia Union	WR	1981-84	73	BROWNING, Dave	Washington	DE-DT 1978-82
82	BARRETT, Jan	Fresno State	TE	1963-64	56,99	BRUCE, Aundray	Auburn	DE 1992-98
21	BARTLELL, Ron	Howard	DB	2012	82	BRUNSON, Larry	Colorado	WR 1978-79
87	BARTLEWSKI, Rich	Fresno State	TE	1990	90	BRYANT, Desmond	Harvard	DT 2009-12
50	BARTON, Eric	Maryland	LB	1999-03	94	BRYANT, Tony	Florida State	DE 1999-02
24,29	BATES, Patrick	Texas A&M	DB	1993-94	66	BRYANT, Warren	Kentucky	T 1984
76	BELCHER, Kevin	Wisconsin	T	1985	34	BUCHANAN, Ray	Louisville	DB 2004
59	BELL, Anthony	Michigan State	LB	1992	31	BUCHANON, Phillip	Miami (Fla.)	DB 2002-04
28	BELL, Greg	Notre Dame	RB	1990	95	BUCHANON, William	USC	WR 2006
68	BELL, Joe	Norfolk State	DE	1979	48	BUCKOWSKI, Bob	Pittsburgh	DE 1987
38	BELL, Nick	Iowa	RB	1991-93	64	BUDNESS, Bill	Boston University	LB 1964-70
79	BELWAY, Brian	Calgary	DE	1987	48	BUHLER, George	Stanford	G 1969-78
49	BENDER, Wes	USC	RB	1994	89	BUIE, Drew	Catawba	WR 1969-71
32	BENNETT, Michael	Wisconsin	RB	2010	45	BUNCH, Jarrad	Michigan	RB 1994
50	BENSON, Duane	Hamline	LB	1967-71	86	BURCH, Gerald	Georgia Tech	TE 1961
54	BENSON, Tom	Oklahoma	LB	1989-92	56	BURGESS, Derrick	Mississippi	DE 2005-08
70	BERGSTROM, Tony	Utah	G-T	2012-14	95	BURNETT, Kaelin	Nevada	DB 2012-13
40	BERNS, Rick	Nebraska	RB	1982-83	94	BURNETT, Kevin	Tennessee	LB 2013
					56	BURRIS, Miles	San Diego State	LB 2012-14

ALL-TIME RAIDERS

97	BURTON, Ron	North Carolina	LB	1990	51	CURRY, Aaron	Wake Forest	LB	2011-12
29	BUSH, Michael	Louisville	RB	2007-11	1, 89	CURRY, Ronald	North Carolina	WR	2002-08
96	BUTCHER, Paul	Wayne State	LB	1996	— D —				
19, 12	BUTLER, Brice	San Diego State	WR	2013-14	50	DALBY, Dave	UCLA	C-G	1972-85
50, 54	BYRD, Darryl	Illinois	LB	1983-84, 87	3	DALUISO, Brad	UCLA	K	2001
— C —					36	DANIELS, Clem	Prairie View	RB	1961-67
57	CALDWELL, Tony	Washington	LB	1983-85	75	DANIELS, David	Florida A&M	DE	1966
21	CALHOUN, Rick	Cal State-Fullerton	RB	1987	83	DAVIDSON, Ben	Washington	DE	1964-71
16	CAMARILLO, Rich	Washington	P	1996	19	DAVIDSON, Cotton	Baylor	QB	1962-69
74	CAMPBELL, Bruce	Maryland	G	2010-11	79	DAVIS, Bruce	UCLA	T	1979-87
8	CAMPBELL, Jason	Auburn	QB	2010-11	58	DAVIS II, Bruce	UCLA	LB	2010-11
77	CAMPBELL, Joe	Maryland	DE	1980-81	28	DAVIS, Clarence	USC	RB	1971-78
67	CAMPBELL, Stan	Iowa State	G	1962	7	DAVIS, Greg	The Citadel	K	1998
27	CANNAVINO, Joe	Ohio State	DB	1960-61	45	DAVIS, James	Southern	DB	1982-87
33	CANNON, Billy	Louisiana State	TE	1964-69	34	DAVIS, Jason	Illinois	RB	2008
66	CARLISLE, Cooper	Florida	G	2007-12	36	DAVIS, Mike	Colorado	DB	1978-85
20	CARR, Chetti	NW Oklahoma	WR	1987	70	DAVIS, Scott	Illinois	DE	1988-91, 94
23	CARR, Chris	Boise State	CB	2005-07	48	DAVISON, Jerone	Arizona State	RB	1996-97
4	CARR, Derek	Fresno State	QB	2014	54	DENNERY, Mike	Southern Miss.	LB	1974-75
38	CARRIE, TJ	Ohio	DB	2014	4	DePOYSTER, Jerry	Wyoming	K	1971-72
21	CARRINGTON, Darren	Northern Arizona	DB	1996	79	DESKINS, Don	Michigan	G	1960
51	CARROLL, Joe	Pittsburgh	LB	1972-73	64	DICKERSON, Andy	California Lutheran	G	1987
97	CARTER, Andre	California	DE	2012	29	DICKERSON, Eric	SMU	RB	1992
33	CARTER, Louis	Maryland	RB	1975	10	DICKEY, Eldridge	Tennessee State	WR	1968-71
20	CARTER, Perry	Mississippi	DB	1996-98	23	DICKINSON, Bo	Southern Miss.	RB	1964
29	CARTER, Russell	SMU	DB	1988-89	73	DIEHL, John	Virginia	DT	1965
25	CARTWRIGHT, Rock	Kansas State	RB	2010-11	64	DINAPOLI, Gennaro	Virginia Tech	G	1998-99
37	CASEY, Chance	Baylor	DB	2013-14	68	DITTRICH, John	Wisconsin	G	1960
88	CASH, Kerry	Texas	TE	1995	58	DIXON, Ernest	South Carolina	LB	1998
87	CASPER, Dave	Notre Dame	TE	1974-80, 84	35	DIXON, Hewitt	Florida A&M	RB	1966-70
85	CAVALLI, Carmen	Richmond	DE	1960	31	DIXON, Rickey	Oklahoma	DB	1993
52	CELOTTO, Mario	USC	LB	1980-81	46	DORN, Torin	North Carolina	DB	1990-93
85	CHANDLER, Bob	USC	WR	1980-82	33	DORSETT, Anthony	Pittsburgh	DB	2000-03
51	CHANEY, Jamar	Mississippi State	LB	2014	21	DORSEY, Dick	USC	WR	1962
77	CHAPMAN, Ted	Maryland	DE	1987	71	DOTSON, Al	Grambling	DT	1968-70
95	CHARLES, Mike	Syracuse	DT	1990	44	DOUGHERTY, Bob	Kentucky	LB	1960-63
35	CHEKWA, Chimdi	Ohio State	DB	2011-14	41	DOWLING, Jonathan	Western Kentucky	DB	2014
87, 88	CHESTER, Raymond	Morgan State	TE	1970-72, 78-81	36	DOWLING, Ras-I	Virginia	DB	2014
46	CHRISTENSEN, Todd	BYU	RB-TE	1979-88	10	DREISBACH, Scott	Michigan	QB	1999-00
48	CHRISTENSEN, Brandon	NW Oklahoma St.	TE	2002	83	DUDLEY, Rickey	Ohio State	TE	1996-00
75	CHURCHWELL, Hansen	Mississippi	DT	1960	54	DUFFAULT, Paul	New Hampshire	C-G	1987
55	CLARK, Danny	Illinois	LB	2004-05	84	DUFF, John	New Mexico	TE-DE	1993-94
78	CLAY, John	Missouri	T	1987	88	DUNN, David	Fresno State	WR	KR 2000-01
57	CLAYTON, Keenan	Oklahoma	LB	2012	17	DWIGHT, Tim	Iowa	WR	2007
58	CLEMONS, Chris	Georgia	LB-DE	2007	84	DYAL, Mike	Texas A&I	TE	1989-90
84	CLINE, Tony	Miami (Fla.)	DE	1970-75	59	DYSON, Matt	Michigan	DT-LB	1995
90	COLEMAN, Kenyon	UCLA	DE	2002	— E —				
57	COLEMAN, Rod	East Carolina	DE	1999-03	82	EASON, John	Florida A&M	TE	1968
5	COLLINS, Kerry	Penn State	QB	2004-05	33	EASY, Omar	Penn State	RB	2005
79	COLLINS, Mo	Florida	G-T	1998-03	20, 38	ECHIMENDU, Adimchinda	California	RB	2006-07
92	COLLONS, Ferric	California	DT	1993	41	EDMONDS, Bobby Joe	Arkansas	KR	1989
20	COLZIE, Neal	Ohio State	DB	1975-78	58	EDWARDS, Kalimba	South Carolina	DE	2008
43	COMBS, Derek	Ohio State	DB	2002	36	EDWARDS, Lloyd	San Diego State	TE	1969
59	CONDO, Jon	Maryland	LS	2007-14	11	EISCHEID, Mike	Upper Iowa	K	1966-71
55, 60	CONNERS, Dan	Miami (Fla.)	LB	1964-74	50	EKEJIUBA, Isaiah	Virginia	LB	2005-09
5	CONWAY, Brett	Penn State	K	2000	33	ELLIS, Craig	San Diego State	RB	1987
43	COOLBAUGH, Bob	Richmond	WR	1961	99	ELLIS, Greg	North Carolina	DE	2009
75	COOPER, Chris	Nebraska-Omaha	DT	2001-03	58	ELLIS, Jim	Boise State	LB	1987
49	COOPER, Earl	Rice	TE	1986	78	ELLIS, Justin	Louisiana Tech	DT	2014
40	COOPER, Jarrod	Kansas State	DB	2004-07	27	ELLISSON, Glenn	Arkansas	RB	1971
95	COOPER, Marquis	Washington	LB	2008	50	ELLISSON, Riki	USC	LB	1990-92
80	COPELAND, Horace	Miami (Fla.)	WR	1999	14	ENIS, Hunter	TCU	QB	1962
95	CORMIER, Joe	USC	LB	1987	46	ENYART, Bill	Oregon State	LB	1971
72	CORNELL, Jack	Notre Dame	G-T	2013	31	EUGENE, Hiram	Louisiana Tech	DB	2007-10
46	COSTA, Dave	Utah	DT	1963-65	11	EVANS, Vince	USC	QB	1987-95
94	COSTELLO, Joe	Central Connecticut	LB	1989	— F —				
42	CRAIG, Dobie	Howard Payne	WR	1962-63	86	FAIRBAND, Bill	Colorado	LB	1967-68
22	CRAIG, Roger	Nebraska	RB	1991	20, 25	FARGAS, Justin	USC	RB	2003-09
91	CRAWFORD, Jack	Penn State	DE	2012-13	21	FELLOWS, Ron	Missouri	DB	1987-88
84	CRINER, Juron	Arizona	WR	2012-13	34	FENNER, Derrick	North Carolina	RB	1995-97
32	CROCKETT, Zack	Florida State	RB	1999-06	86	FERNANDEZ, Mervyn	San Jose State	WR	1987-92
22	CROW, Wayne	California	RB-DB	1960-61	69	FICCA, Dan	USC	G	1962
23	CRUDUP, Derrick	Oklahoma	DB	1989, 91	80	FIELDS, George	Bakersfield J.C.	DT	1960-61
8	CULPEPPER, Daunte	UCF	QB	2007	13	FIGURS, Yamon	Kansas State	WR	2010
68	CUNNINGHAM, Rick	Texas A & M	T	1996-98	54	FILIMOEAU, Bojaj	Utah State	LB	2014

ALL-TIME RAIDERS

76	FINNERAN, Garry	USC	DT	1961	64	GURODE, Andre	Colorado	C-G	2013
73	FITZPATRICK, James	USC	G-T	1990-91	22	GUY, Louie	Mississippi	DB	1964
21	FLEMING, George	Washington	RB	1961	8	GUY, Ray	Southern Miss.	K	1973-86
88	FLEMISTER, Zeron	Iowa	TE	2005	— H —				
15	FLORES, Tom	Pacific	QB	1961-66	50	HADLEY, Spencer	BYU	LB	2014
15	FLYNN, Matt	LSU	QB	2013	80,10	HAGAN, Derek	Arizona State	WR	2011,12
55	FOLSTON, James	NE Louisiana	LB	1994-98	30	HAGBERG, Roger	Minnesota	RB	1965-69
5	FORD, Cole	USC	K	1995-97	23	HALL, DeAngelo	Virginia Tech	DB	2008
12	FORD, Jacoby	Clemson	WR	2010-13	45	HALL, Tim	Robert Morris	RB	1996-97
49	FOSCHI, John Paul	Georgia Tech	FB	2005-06	39	HALL, Willie	USC	LB	1975-78
41	FOSTER, Ron	Cal State-Northridge	DB	1987	98	HAMILTON, Bobby	Southern Miss.	DE	2004-05
31	FRANCIES, Coye	San Jose State	DB	2012	73	HANNAH, Charley	Alabama	G	1983-88
10	FRANCIS, Carlos	Texas Tech	WR	2004-05	23	HANSON, Joselo	Texas Tech	DB	2012
47	FRANK, Donald	Winston-Salem	DB	1994	45	HARDEN, Mike	Michigan	DB	1989-90
58	FRANKLIN, Keith	South Carolina	LB	1995	86	HARDMAN, Cedrick	North Texas State	DE	1980-81
54	FRANKS, Elvis	Morgan State	DE	1985-86	82	HARDY, Charles	San Jose State	WR	1960-62
93	FREDRICKSON, Rob	Michigan State	LB	1994-97	4	HARDY, David	Texas A&M	K	1987
61	FREEMAN, Mike	Arizona	G	1988	24	HARKEY, Lance	Illinois	DB	1987
70	FREEMAN, Russell	Georgia Tech	T	1995	75,77	HARLOW, Pat	USC	T	1996-98
3	FRYE, Charlie	Akron	QB	2009	93	HARRIS, James	Temple	DE	1998-99
45	FULCHER, David	Arizona State	LB	1993	29	HARRIS, John	Santa Monica J.C.	DB	1960-61
89	FULCHER, Mondriel	Miami (Fla.)	TE	2000-02	37	HARRIS, Johnnie	Mississippi State	DB	1999-01
20	FULLER, Charles	San Francisco St.	RB	1961-62	77	HARRIS, Kwame	Stanford	T	2008
— G —					58	HARRIS, Napoleon	Northwestern	LB	2002-04
85,80	GABRIEL, Doug	UCF	WR	2003-05,06	75	HARRIS, Shelby	Illinois State	DE	2014
27	GAINER, Derrick	Florida A&M	RB	1992	28	HARRISON, Dwight	Texas A&I	DB	1980
53	GAITHER, Omar	Tennessee	LB	2012	74	HARRISON, Nolan	Indiana	DT-DE	1991-96
12	GALLEGOS, Chon	San Jose State	QB	1962	28	HARRISON, Nolan	Sacramento State	RB	1987
7	GALLERY, Robert	Iowa	T-G	2004-10	23,34	HART, Harold	Texas Southern	RB	1974-75,78
3	GAMACHE, Vince	Cal State-Northridge	K	1987	61	HART, Roy	South Carolina	DT	1991
12	GANNON, Rich	Delaware	QB	1999-04	70	HARVEY, James	Mississippi	G	1966-71
28	GARNER, Bob	Fresno State	DB	1961-62	52	HARVEY, Richard	Tulane	LB	1998-99
25	GARNER, Charlie	Tennessee	RB	2001-03	87	HASSELBECK, Don	Colorado	TE	1983
31	GARRETT, Carl	NM Highlands	RB	1976-77	34	HASTY, James	Washington State	DB	2001
83	GAULT, Willie	Tennessee	WR	1988-93	26	HAWKINS, Clarence	Florida A&M	RB	1979
98,94	GBAJA-BIAMILA, Akbar	San Diego State	DE-LB	2003-04	27	HAWKINS, Frank	Nevada	LB	1981-87
3	GEORGE, Jeff	Illinois	QB	1997-98	57	HAWKINS, Mike	Texas A&I	LB	1982
63	GESEK, John	Sacramento State	G	1987-89	65	HAWKINS, Wayne	Pacific	G	1960-70
25	GIBSON, Claude	North Carolina St.	DB	1963-65	77	HAWTHORNE, Anttaj	Wisconsin	DT	2005-06
36	GIBSON, Derrick	Florida State	DB	2001-06	25	HAYDEN, DJ	Houston	DB	2013-14
90	GILBERT, Sean	Pittsburgh	DT	2003	37	HAYES, Lester	Texas A&M	DB	1977-86
44	GILLET, Fred	Los Angeles State	TE	1964	22	HAYNES, Mike	Arizona State	DB	1983-89
29	GINN, Hubie	Florida A&M	RB	1976-78	11	HEINRICH, Don	Washington	QB	1962
27	GIORDANO, Matt	California	DB	2011-12	79	HENDERSON, John	Tennessee	DT	2010-11
73	GIPSON, Tom	North Texas State	DT	1971	75	HENDERSON, Mario	Florida State	T	2007-10
87	GLOVER, Andrew	Grambling	TE	1991-96	83	HENDRICKS, Ted	Miami (Fla.)	LB	1975-83
92	GLOVER, La'Roi	San Diego State	DT	1996	49	HERMANN, Dick	Florida State	LB	1965
50	GOETHEL, Travis	Arizona State	LB	2010-12	84,86	HEROCK, Ken	West Virginia	TE	1963-65,67
66	GOGAN, Kevin	Washington	G	1994-96	84	HESTER, Jessie	Florida State	WR	1985-87
81	GOLDSTEIN, Alan	North Carolina	WR	1960	44	HETHERINGTON, Chris	Yale	RB	2003-04
79	GOLIC, Bob	Notre Dame	DT	1989-92	75	HEYER, Stephon	Maryland	T	2011
14	GOLSTEYN, Jerry	Northern Illinois	QB	1984	12,85	HEYWARD-BEY, Darius	Maryland	WR	2009-12
94	GOLTZ, Rick	Simon Fraser	DE	1987	15	HIGGINS, Johnnie	UTEP	WR	2007-10
90	GOODLOW, Darryl	Oklahoma	LB	1987	32	HIGGSMITH, Don	Michigan State	RB	1970-72
25	GOODSON, Mike	Texas A&M	RB	2012	12	HILGER, Rusty	Oklahoma State	QB	1985-87
55	GORDON, Alex	Cincinnati	LB	1990	36	HILL, Greg	Oklahoma State	DB	1987
23	GORDON, Darrien	Stanford	DB	1999-00,02	48	HILL, Kenny	Yale	DB	1981-83
82	GORDON, Richard	Miami (Fla.)	TE	2011-12	23	HILL, Madre	Arkansas	RB	2002
6, 7	GOSSETT, Jeff	Eastern Illinois	P	1988-96	22	HILL, Renaldo	Michigan State	CB	2005
85	GRADDY, Sam	Tennessee	WR	1990-92	38	HILL, Rod	Kentucky State	DB	1987
5	GRADKOWSKI, Bruce	Toledo	QB	2009-10	85	HINTON, Marcus	Alcorn State	TE	1995-96
68	GRAHAM, Aaron	Nebraska	C	2001	20	HIPP, LM	Nebraska	RB	1980
74	GRAHAM, Derrick	Appalachian State	G	1998	80	HOBBS, Daryl	Pacific	WR	1993-96
95,99,99	GRANT, DeLawrence	Oregon State	DE-LB	2001-05	9	HOBERT, Billy Joe	Washington	QB	1995-96
60	GRAVES, Rory	Ohio State	T	1988-91	84	HOISINGTON, Al	Pasadena J.C.	WR	1960
45	GRAYSON, David	Oregon	DB	1965-70	82	HOLLAND, Jamie	Ohio State	WR	1990-91
12	GREEN, Charley	Wittenberg	QB	1966	10,23	HOLLAND, Jonathan	Louisiana Tech	WR-DB	2008-09
74	GREEN, Cornell	Central Florida	T	2007-09	12	HOLLAS, Donald	Rice	QB	1997-98
41	GREENWOOD, David	Wisconsin	DB	1988	76	HOLLOWAY, Brian	Stanford	G-T	1987-88
36	GRIFFITH, Justin	Mississippi State	RB	2007-08	57	HOLMBERG, Rob	Penn State	LB	1994-97
97	GRIMES, Phil	Central Missouri	DE	1987	18	HOLMES, Andre	Hillsdale	WR	2013-14
17	GROSSART, Kyle	Oregon State	QB	1980	71	HOLMES, Lester	Jackson State	G	1997
64	GROVE, Jake	Virginia Tech	C-G	2004-08	52	HOPKINS, Jerry	Texas A&M	LB	1968
52	GROVES, Quentin	Auburn	LB	2010-11	23,88	HORTON, Ethan	North Carolina	RB-TE	1987,89,93
97	GUNHEIM, Greyson	Washington	DE	2008-09	20	HOSKINS, Derrick	Southern Miss.	DB	1992-95

ALL-TIME RAIDERS

15	HOSTETLER, Jeff	West Virginia	QB	1993-96	64,74	JORDAN, Shelby	Washington (Mo.)	T	1983-86
84	HOUSHMANDZADEH, T.J.	Oregon State	WR	2011	96,94	JOSEPH, William	Miami (Fla.)	DT	2008-09
99	HOUSTON, Lamarr	Texas	DE	2010-13	46	JOYNER, L.C.	Diablo Valley J.C.	DB	1960
77	HOWARD, Austin	Northern Iowa	G-T	2014	87,89	JUNKIN, Trey	Louisiana Tech	LS	1985-89,96
80	HOWARD, Desmond	Michigan	WR-K	1997-98			— K —		
53	HOWARD, Thomas	UTEP	LB	2006-10	88	KASA, Nick	Colorado	TE	2013
14	HOYING, Bobby	Ohio State	QB	1999-01	26	KAUFMAN, Napoleon	Washington	RB	1995-00
39,44	HUBBARD, Marv	Colgate	RB	1969-75	74	KEATING, Tom	Michigan	DT	1966-72
57	HUDDLESTON, John	Utah	LB	1978-79	97	KELLY, Joe	Washington	LB	1993
36	HUDSON, Bob	NE Oklahoma	RB	1973-74	53	KELLY, Tommy	Mississippi State	DT	2004-12
24	HUFF, Michael	Texas	DB	2006-12	72	KENNEDY, Lincoln	Washington	T	1996-03
71	HULSEY, Corey	Clemson	G-T	2003-06	73	KENT, Greg	Utah	T	1966
11	HUMM, David	Nebraska	QB	1975-79,88,84	24	KEYES, Bob	San Diego	RB	1960
98	HUNLEY, Ricky	Arizona	LB	1989-90	46	KIDD, Carl	Arkansas	DB	1995-96
93	HUNTER, Jason	Appalachian State	DE	2013	59	KIMMEL, Jamie	Syracuse	LB	1986-88
94	HUNTLEY, Kevin	Kansas State	DE	2006	92	KING, Emanuel	Alabama	LB	1989
5	HUSTED, Michael	Virginia	K	1999	31	KING, Joe	Oklahoma State	DB	1995
		— I —			33	KING, Kenny	Oklahoma	RB	1980-85
53	IHENACHO, Carl	San Jose State	LB	2012	52	KING, Linden	Colorado State	LB	1986-89
92	IOANE, Junior	Arizona State	DT	2000-02	7	KING, Marquette	Fort Valley State	P	2013-14
86	IRONS, Gerald	Maryland State	LB	1970-75	62	KINLAW, Reggie	Oklahoma	DT	1979-84
96	IRONS, Grant	Notre Dame	DE	2003-06	42	KIRBY, Terry	Virginia	RB	2000-02
86	ISMAIL, Raghib	Notre Dame	WR	1993-95	70	KLEIN, Dick	Iowa	T	1963-64
		— J —			7	KLINGER, David	Houston	QB	1996-97
34	JACKSON, Bo	Auburn	RB	1987-90	83	KNIGHT, Marcus	Michigan	WR	2001-02
32	JACKSON, Bobby	New Mexico State	RB	1964	74	KOCH, Pete	Maryland	DE	1989
66	JACKSON, Gabe	Mississippi State	G	2014	88	KOCOUREK, Dave	Wisconsin	TE	1967-68
90	JACKSON, Grady	Knoxville	DT	1997-01	56	KOEGEL, Warren	Penn State	C	1971
91	JACKSON, Leonard	Oklahoma State	LB	1987	71	KORVER, Kelvin	Northwestern (Iowa)	DT	1973-77
42	JACKSON, Monte	San Diego State	DB	1978-82	35	KOWALCZYK, Walt	Michigan State	RB	1961
32	JACKSON, Richard	Southern	LB	1966	38	KOY, Ted	Texas	TE	1970
42	JACKSON, Steve	Louisiana State	DB	1977	27	KRAKOSKI, Joe	Illinois	DB	1963-66
49	JACKSON, Victor	Bowie State	DB	1987	62	KRUSE, Bob	Wayne State	G	1967-68
77	JACOBS, Proverb	California	T	1963-64	34	KUNZ, Terry	Colorado	RB	1976-77
18	JAEGER, Jeff	Washington	K	1989-95	89	KWALICK, Ted	Penn State	TE	1975-77
70	JAGIELSKI, Harry	Indiana	DT	1961	79	KYSAR, Jeff	Arizona State	T	1995-96
6	JAKOWENKO, George	Syracuse	K	1974			— L —		
20	JAMES, Tory	LSU	DB	2000-02	74	LACHEY, Jim	Ohio State	T	1988
11	JANIKOWSKI, Sebastian	Florida State	K	2000-14	3	LAMONICA, Daryle	Notre Dame	QB	1967-74
95	JASPER, Ed	Texas A&M	DT	2005	25	LAND, Dan	Albany State	DB	1989-97
88	JELACIC, Jon	Minnesota	DE	1961-64	79	LANIER, Ken	Florida State	T	1993
10	JENKINS, Greg	Alabama State	WR	2013	23	LARSCHEID, Jack	Pacific	RB	1960-61
21	JENKINS, Mike	South Florida	DB	2013	12	LARSON, Paul	California	QB	1960
64	JENKINS, Robert	UCLA	T	1994-96	47	LASKEY, Bill	Michigan	LB	1966-70
27	JENKINS, Ronney	Northern Arizona	RB-KR	2003	72	LASSITER, Issac	St. Augustine	DE	1965-69
39	JENNINGS, Brandon	Texas A&M	DB	2000-02	81	LATHAN, Greg	Cincinnati	WR	1987
27	JENNINGS, Rashad	Liberty	RB	2013	70	LAWRENCE, Henry	Florida A&M	T	1974-86
33	JENNINGS, Rick	Maryland	WR	1976-77	13	LAWRENCE, Larry	Iowa	QB	1974-75
31	JENSEN, Derrick	Texas Arlington	RB-TE	1979-86	44	LAWTON, Luke	McNeese State	RB	2008-09
82	JETT, James	West Virginia	WR	1993-02	9	LECHLER, Shane	Texas A&M	P	2000-12
58	JIMERSON, A.J.	Norfolk State	LB-DE	1990-91	26	LEE, Pat	Auburn	DB	2012
37	JOHNSON, Chris	Louisville	DB	2007-11	42	LEE, ReShard	MTSU	RB	2006
41	JOHNSON, Eric	Nebraska	LB-DB	2000-03	40	LEE, Zeph	USC	RB-DB	1987-89
98	JOHNSON, Kevin	Texas Southern	DT	1997	7	LEINART, Matt	USC	QB	2012
58	JOHNSON, Monte	Nebraska	LB	1973-80	75	LEKKERKERKER, Brad	UC Davis	T	2005
7	JOHNSON, Rob	USC	QB	2003	87	LELIE, Ashley	Hawaii	WR	2008
82	JOHNSON, Teyo	Stanford	TE	2003-04	87	LEONHARDT, Brian	Bemidji State	TE	2014
51	JOHNSON, Tim	Youngstown St.	LB	2002-05	31	LEVITT, Chad	Cornell	RB	1997
42	JOHNSON, Shelton	Wisconsin	DB	2013	29	LEWIS, Albert	Grambling	DB	1994-98
N/A	JOHNSTON, Mark	Northwestern	DB	1964	51	LEWIS, Bill	Nebraska	C-G	1986-89
51	JOHNSTONE, Lance	Temple	DE	1996-00,06	21	LEWIS, Garry	Alcorn State	DB	1990-91
88	JOLLEY, Doug	BYU	TE	2002-04	21	LEWIS, Harold	Houston	RB	1962
27,44	JONES, Calvin	Nebraska	RB	1994-95	20	LEWIS, Tahau	Nebraska	DB	1991
82	JONES, David	Delaware State	TE	1992	60	LILES, Alva	Boise State	DT	1980
82	JONES, Horace	Louisville	DE	1971-75	37	LLOYD, Doug	North Dakota St.	RB	1991
89	JONES, James	San Jose State	WR	2014	73	LOCKETT, Wade	Cal State-Fullerton	WR	1987
32	JONES, Jim	Washington	LB	1961	87	LOCKLIN, Billy Ray	New Mexico St.	G	1960
52	JONES, Mike	Missouri	LB	1991-96	80	LOFTON, James	Stanford	WR	1987-88
99	JONES, Sean	Northeastern	DE	1984-87	75	LONG, Howie	Villanova	DE-DT	1981-93
22	JONES, Taiwan	Eastern Wash.	RB-DB	2011-14	60	LOPER, Daniel	Texas Tech	G	2010
90	JONES, Willie	Florida State	DE	1979-82	7	LOSMAN, J.P.	Tulane	QB	2009
21	JONES-DREW, Maurice	UCLA	RB	2014	31	LOTT, Billy	Mississippi	RB	1960
85	JORDAN, Charles	Long Beach CC	WR	1993	42	LOTT, Ronnie	USC	DB	1991-92
34	JORDAN, LaMont	Maryland	RB	2005-07	60	LOUDERBACK, Tom	San Jose State	LB	1960-61
28	JORDAN, Randy	North Carolina	RB	1993,1998-02	38	LOVE, Clarence	Toledo	DB	2002-03

ALL-TIME RAIDERS

77,93	LUMPKIN, Ricky	Kentucky	DL	2013-14	22	MINCY, Charles	Washington	DB	1999
43	LYNCH, Lorenzo	Sacramento State	DB	1996-97	21	MINGO, Gene	None	K	1964-65
23	LYONS, Lamar	Washington	DB	1996	64	MIRALDI, Dean	Utah	G	1987
— M —									
52	MACK, Khalil	Buffalo	LB	2014	3	MIRER, Rick	Notre Dame	QB	2002-03
37	MackINNON, Jacque	Colgate	TE	1970	78, 87	MIRICH, Rex	Northern Arizona	DT	1964-66
28	MACON, Ed	Pacific	DB	1960	67, 87	MISCHAK, Bob	Army	TE-G	1963-65
85	MADSEN, John	Utah	TE	2006-08	34	MITCHELL, Mike	Ohio	DB	2009-12
63	MADY, Lamar	Youngstown St.	G	2013	82	MITCHELL, Tom	Bucknell	TE	1966
50	MAIABA, Kaluka	USC	LB	2013-14	77	MIX, Ron	USC	T	1971
14	MANN, Errol	North Dakota	K	1976-78	83	MOFFETT, Tim	Mississippi	WR	1985-86
67	MANOUKIAN, Don	Stanford	G	1960	22	MONTALBO, Mel	Utah State	DB	1962
68	MARINOVICH, Marv	USC	G	1965	28	MONTGOMERY, Cleo	Abilene Christian	RB-WR	1981-85
12	MARINOVICH, Todd	USC	QB	1991-92	21	MONTGOMERY, Tyrone	Mississippi	RB	1993-94
60	MARSH, Curt	Washington	G	1981-86	65	MONTOYA, Max	UCLA	G	1990-94
69	MARTEN, James	Boston College	T	2008	26	MOODY, Keith	Syracuse	DB	1980
53	MARTIN, Rod	USC	LB	1977-88	88	MOORE, Bob	Stanford	TE	1971-75
17	MARTIN, Tee	Tennessee	QB	2003	17	MOORE, Denarius	Tennessee	WR	2011-14
89	MARTINI, Rich	UC Davis	WR	1979-80	36	MOORE, Manfred	USC	RB	1976
65	MARVIN, Mickey	Tennessee	G	1977-87	55	MOORE, Sio	Connecticut	LB	2013-14
67,97	MARYLAND, Russell	Miami (Fla.)	DT	1996-99	19	MORANT, Johnnie	Syracuse	WR	2004-06
71	MASON, Lindsey	Kansas	T	1978-81	61, 51	MORRIS, Chris	Michigan State	C-G	2006-09
85	MASTRUD, Jeron	Kansas State	TE	2013	55, 92	MORRIS, Riley	Florida A&M	DE	1960-62
56	MATOS, Arch	Michigan State	LB	1963-65	49	MORRISON, Dave	SW Texas State	DB	1968
43	MATTHEWS, Ira	Wisconsin	RB-WR	1979-81	32	MORRISON, Kirk	San Diego State	LB	2005-09
72	MATUSZAK, John	Tampa	DE-DT	1976-82	35	MOODY, Tom	Southern Miss.	DB	1962-64
42	MAXWELL, Tom	Texas A&M	DB	1971-73	50	MORTON, Mike	North Carolina	LB	1995-98
33	MAYBERRY, Doug	Utah State	RB	1963	72	MOSEBAR, Don	USC	C-G-T	1983-94
95	MAYOWA, Benson	Idaho	DE	2014	94	MOSS, Jarvis	Florida	DE	2010-11
43	McCALL, Joe	Pittsburgh	RB	1984	18	MOSS, Randy	Marshall	WR	2005-06
34,41	McCALLUM, Napoleon	Navy	RB	1986,90-94	99	MOSS, Winston	Miami (Fla.)	LB	1991-94
32	McCANN, Bryan	SMU	DB	2011	27	MOSTARDI, Rich	Kent State	DB	1962
73	McCANTS, Matt	UAB	T	2013-14	97	MRAZ, Mark	Utah State	DE	1989
55	McCLAIN, Rolando	Alabama	LB	2010-12	42	MUELLER, Vance	Occidental	RB	1986-90
57	McCLANAHAN, Randy	SW Louisiana	LB	1977,80-82	82	MUHAMMAD, Calvin	Texas Southern	WR	1982-83
47	McCLOUGHAN, Kent	Nebraska	DB	1965-70	97	MUIR, Daniel	Kent State	DT	2013
56	McCOLL, Milt	Stanford	LB	1988	52	MUIRBROOK, Shay	BYU	LB	1997
12	McCOWN, Josh	Sam Houston St.	QB	2007	76	MURANSKY, Ed	Michigan	G-T	1982-84
90	McCOY, Larry	Lamar	LB	1984	N/A	MURDOCK, Jesse	California Western	RB	1963
76	McCOY, Mike	Notre Dame	DT	1977-78	18	MURPHY, Louis	Florida	WR	2009-11
36	McDANIEL, Terry	Tennessee	DB	1988-97	48	MURRAY, Latavius	UCF	RB	2014
77	McELROY, Reggie	West Texas State	G-T	1991-92	83	MUSTAFAA, Najee	Georgia Tech	DB	1999
26	McELROY, Vann	Baylor	DB	1982-90	73	MYERS, Brandon	Iowa	TE	2009-12
20	McFADDEN, Darren	Arkansas	RB	2008-14	80	MYLES, Toby	Jackson State	G-T	2000-01
54	McFADDEN, Marshall	South Carolina St.	LB	2013	— N —				
22	McFADDEN, Walter	Auburn	CB	2010	42	NASH, Keyon	Albany State	DB	2004
26	McFARLANE, Nyle	BYU	DE	2010	44	NDUKWE, Chinedum	Notre Dame	DB	2011
14	McFOY, Chris	USC	WR	2007	6	NEDNEY, Joe	San Jose State	K	1999
92	McGEE, Stacy	Oklahoma	DT	2013-14	38	NELMS, Cory	Miami (Fla.)	DB	2012
39	McGILL, Keith	Utah	DB	2014	51	NELSON, Bob	Nebraska	LB	1980-85
91	McGLOCKTON, Chester	Clemson	DT	1992-97	62	NEWBERRY, Jeremy	California	C	2007
14	McGLOIN, Matt	Penn State	QB	2013-14	30	NEWMAN, Anthony	Oregon	DB	1998-99
54	McKENZIE, Reggie	Tennessee	LB	1985-88	70	NICKLAS, Pete	Baylor	T	1962
23	McKINNEY, Odis	Colorado	DB	1980-86	76	NIX, Lucas	Pittsburgh	G	2012-13
20	McEMORE, Chris	Arizona	RB	1987-88	56	NIXON, David	BYU	LB	2009
61	McMATH, Herb	Morningside	DT	1976	53	NOBLE, Mike	Stanford	LB	1987
92	McMILLAN, Dan	Colorado	LB	1987	72	NORRIS, Jim	Houston	DT	1962-64
45	McMILLIN, Jim	Colorado State	DB	1963-64	58	NORRIS, Slade	Oregon State	LB	2009
73	McMURTRY, Chuck	Whittier	DT	1962-63	71	NOVSEK, Joe	Tulsa	DE	1962
79	McQUISTAN, Paul	Weber State	G	2006-09	— O —				
73	McRAE, Charles	Tennessee	T	1996	85	OATS, Carleton	Florida A&M	DT	1965-72
68,79	MEDUN, Dan	North Carolina St.	G	1974-76,79	61	OGAS, Dave	San Diego State	LB	1968
54	MENDENHALL, Terry	San Diego State	LB	1971-72	74	OGLESBY, Paul	UCLA	T	1960
10	MERCER, Mike	Northern Arizona	K	1963-66	49	OLAWALE, Jamize	North Texas	RB	2012-14
52	MERRILL, Mark	Minnesota	LB	1984	56	OLIVER, Ralph	USC	LB	1968-69
98	MICKELL, Darren	Florida	DE	2001	98	OSBORNE, Chuck	Arizona	DT	1998-99
85	MICKENS, Terry	Florida A&M	WR	1998-00	81	OSBORNE, Clancy	Arizona State	LB	1963-64
73	MIDDLETON, Frank	Arizona	G	2001-04	46	O'NEAL, Oren	Arkansas State	RB	2007-09
55	MILLEN, Matt	Penn State	LB	1980-88	35	O'STEEN, Dwayne	San Jose State	DB	1980-81
37	MILLER, Alan	Boston College	RB	1961-63,65	34	OTTO, Jim	Missouri	LB	1965-72
89	MILLER, Bill	Miami (Fla.)	WR	1964,66-68	50,00	OTTO, Jim	Miami (Fla.)	C	1960-74
22	MILLER, Justin	Clemson	DB	2008-09	44	OWENS, Burgess	Miami (Fla.)	DB	1980-82
89	MILLER, Nick	Southern Utah	WR	2009-11	— P —				
80	MILLER, Zach	Arizona State	TE	2007-10	3	PALMER, Carson	USC	QB	2011-12
56	MILLS, John Henry	Wake Forest	LB-TE	1997-98	12	PAPAS, Nick	Fresno State	QB	1961
					10	PARILLI, Babe	Kentucky	QB	1960

ALL-TIME RAIDERS

81	PARKER, Andy	Utah	TE 1984-88, 90	23	RIVERA, Hank	Oregon State	DB	1962	
36	PARKER, Ron	Newberry	DB	2011	81	RIVERA, Mychal	Tennessee	TE	2013-14
71	PARKS, Nate	Stanford	G-T	1999-00	53	ROACH, Nick	Northwestern	LB	2013-14
97	PARRELLA, John	Nebraska	DT	2002-04	95	ROBBINS, Austin	North Carolina	DT	1994-95,00
67	PARSONS, Alex	USC	G-C	2012	63	ROBBINS, Barret	Texas Christian	C	1995-03
79	PASHOS, Tony	Illinois	T	2013	40	ROBERSON, Bo	Cornell	WR	1962-65
7	PASTORINI, Dan	Santa Clara	QB	1980	71	ROBERTS, Cliff	Illinois	DT	1961
71	PATTEN, Joel	Duke	T	1991	28	ROBINSON, Greg	NE Louisiana	RB	1993-94
43	PATTERSON, Elvis	Kansas	DB	1990-93	57	ROBINSON, Jerry	UCLA	LB	1985-91
89	PATTISON, Mark	Washington	WR	1986	68	ROBINSON, Johnny	Louisiana Tech	DT-DE	1981-83
74	PEAR, Dave	Washington	DT	1979-80	58	ROBINSON, Ryan	Oklahoma State	DE	2013
72	PEARS, Erik	Colorado State	G-T	2009	35	ROBISKIE, Terry	Louisiana State	RB	1977-79
64	PEAT, Todd	Northern Illinois	G	1990,92-93	41	RODERICK, John	SMU	WR	1968
16	PEETE, Rodney	USC	QB	2000-01	74	RODRIGUEZ, Mike	Alabama	DT	1987
72	PENN, Donald	Utah State	T	2014	61	ROEDEL, Herb	Marquette	G	1961
71	PERRY, Gerald	Southern	T	1993-95	27	ROGERS, Carlos	Auburn	DB	2014
84	PERRY, Mario	Mississippi	TE	1987	52	ROMANO, Jim	Penn State	C	1982-84
31	PERRYMAN, Raymond	Northern Arizona	DB	2001	53	ROMANOWSKI, Bill	Boston College	LB	2002-03
79	PETERS, Volney	USC	DT	1961	89	ROSENSTIEL, Bob	Eastern Illinois	TE	1997
54	PETERSON, Calvin	UCLA	LB	1982	29	ROSS, Brandian	Youngstown St.	DB	2012-14
47	PHILLIPS, Charles	USC	DB	1975-80	78	ROTHER, Tim	Nebraska	T-DT	1989-90
25	PHILLIPS, Irvin	Arkansas Tech	DB	1983	26	ROUTT, Stanford	Houston	DB	2005-11
35	PHILLIPS, Jess	Michigan State	RB	1975	74	ROWE, Dave	Penn State	DT	1975-78
77	PHILYAW, Charles	Texas Southern	DE	1976-79	80	RUBKE, Karl	USC	DE	1968
71	PICKEL, Bill	Rutgers	DT-DE	1983-90	34	ROUSSELL, Booker	SW Texas State	RB	1978-79
39	PICKENS, Bruce	Nebraska	DB	1995	96	RUSSELL, Darrell	USC	DT-DE	1997-01
55	PIERSON, Shurron	South Florida	LB	2003	22	RUSSELL, Gary	Minnesota	RB	2009
85	PITTS, Frank	Southern	WR	1974	2	RUSSELL, JaMarcus	Louisiana State	QB	2007-09
16	PLUNKETT, Jim	Stanford	QB	1978-86	S —				
38	POOLE, Tyrone	Fort Valley State	CB	2006	64	SABAL, Ron	Purdue	T	1960-61
23,49	POPE, Marquez	Fresno State	DB	2000-01	92,90	SANDS, Terrell	Tenn.-Chattanooga	DT	2003-08
84	PORTER, Jerry	West Virginia	WR	2000-07	75	SANFORD, Brian	Temple	DE-DT	2013
28	PORTER, Joe	Rutgers	DB	2011	83	SANTIAGO, O.J	Kent State	TE	2003
31	PORTER, Kerry	Washington State	RB	1989	99	SAPP, Warren	Miami (Fla.)	DT	2004-07
23	PORTER, Tracy	Indiana	DB	2013	64	SATELE, Samson	Hawaii	C	2009-11
84	POWELL, Art	San Jose State	WR	1963-66	8	SCHAUB, Matt	Virginia	QB	2014
87	POWELL, Charley	None	DE	1960-61	81	SCHILENS, Chaz	San Diego State	WR	2008-11
20	POWERS, Warren	Nebraska	DB	1963-68	31	SCHMAUTZ, Ray	San Diego State	LB	1966
89	PREBOLA, Gene	Boston University	TE	1960	44	SCHMITT, Owen	West Virginia	RB	2012
20	PRICE, Dennis	UCLA	DB	1988-89	10,13	SCHROEDER, Jay	UCLA	QB	1988-92
25	PRIOR, Anthony	Washington State	DB	1998	79	SCHUH, Harry	Memphis State	T	1965-70
29	PROUT, Bob	Knox College	DB	1974	30	SCHWIEGERT, Stuart	Purdue	DB	2004-07
34	PRUITT, Greg	Oklahoma	RB	1982-84	27,37	SCOTT, Carey	Kentucky State	DB	2002-03
2,6	PRYOR, Terrelle	Ohio State	QB	2011-13	91	SCOTT, Trevor	Buffalo	DE-LB	2008-11
68	PLYLE, Palmer	Michigan State	G	1966	43,88,23	SEALE, Sam	West. State (Colo.)	WR	1984-87,92
63	PYLES, David	Miami (Ohio)	T	1987	65	SEILER, Paul	Notre Dame	T	1971-73
— Q —					92	SEYMOUR, Richard	Georgia	DE-DT	2009-12
47	QUEEN, Jeff	Morgan State	RB-TE	1972-73	28	SHABAZZ, Sideeq	New Mexico St.	DB	2003
— R —					77	SHAUGHNESSY, Matt	Wisconsin	DE	2009-12
15	RAE, Mike	USC	QB	1976-78	32	SHAW, Glenn	Kentucky	RB	1963-64
84	RAMSEY, Derrick	Kentucky	TE	1978-83	22	SHAW, Terrance	Stephen F. Austin	DB	2002-03
40	RANKIN, Louis	Washington	RB	2009	84	SHEDD, Kenny	Northern Iowa	WR	1996-99
44	RATHMAN, Tom	Nebraska	RB	1994	78	SHELL, Art	Maryland State	T	1968-82
42	RAY, Marcus	Michigan	DB	1999	21	SHEPPARD, Lito	Florida	DB	2011
27	REDMOND, J.R	Arizona State	RB	2003-04	13,23	SHERMAN, Rod	USC	WR	1967,69-71
45	REECE, Marcel	Washington	RB	2008-14	58	SHIPP, Jackie	Oklahoma	LB	1989
74	REESE, Archie	Clemson	DT	1982-83	77	SHIRKEY, George	Stephen F. Austin	DT	1962
62	REGENT, Shawn	Boston College	C	1987	49	SIANI, Mike	Villanova	WR	1972-77
37	REINFELDT, Mike	Wisconsin, Mil.	DB	1976	83	SIMONSON, Scott	Assumption	TE	2014
46	REYNOLDS, Billy	Pittsburgh	QB	1960	49,50	SIMPSON, Jack	Mississippi	LB	1962-64
13	REYNOLDS, M.C	Louisiana State	QB	1962	20	SIMPSON, Willie	San Francisco St.	RB	1962
37	RHODES, Dominic	Midwestern St.	RB	2007	65	SIMS, Barry	Utah	G-T	1999-07
52	RICE, Floyd	Alcorn A&M	LB	1976-77	90	SIMS, Pat	Auburn	DT	2013-14
67	RICE, Harold	Tennessee State	DE	1971	60	SISTRUNK, Otis	None	DE-DT	1972-79
80	RICE, Jerry	Mississippi Valley St.	WR	2001-04	78	SKREPENAK, Greg	Michigan	T	1992-95
75	RICE, Ken	Auburn	T	1964-65	73	SLAUGHTER, Chad	Alcorn State	T	2002-06
27	RICH, Randy	New Mexico	DB	1978	73	SLIGH, Richard	N. Carolina College T		1967
98	RICHARDSON, Jay	Ohio State	DE	2007-09	45,58	SLOUGH, Greg	USC	LB	1971-72
41	RIDDICK, Louis	Pittsburgh	DB	1998	94	SMITH, Anthony	Arizona	DE	1991-97
57	RIDDLE, Ryan	California	LB	2005	94	SMITH, Antonio	Oklahoma State	DT	2014
37	RIDLEHUBER, Preston	Georgia	RB	1968	77	SMITH, Bubba	Michigan State	DE	1973-74
77	RIEHM, Chris	Ohio State	G	1986-88	23	SMITH, Charles	Utah	RB	1968-74
32,48	RIEVES, Charles	Houston	LB	1962-63	72	SMITH, Hal	UCLA	DT	1961
80	RISON, Andre	Michigan State	WR	2000	38	SMITH, James	Compton J.C.	RB	1960
40	RITCHIE, Jon	Stanford	RB	1998-02	86	SMITH, Jim	Michigan	WR	1985

ALL-TIME RAIDERS

29	SMITH, Jimmy	Elon	RB	1984	39	URENDA, Herman	Pacific	WR	1963
39,83	SMITH, Kevin	UCLA	TE	1992-94			— V —		
27	SMITH, Ron	Wisconsin	DB	1974	25	VALDEZ, Vernon	San Diego	DB	1962
35	SMITH, Steve	Penn State	RB	1987-93	23	VAN DYKE, DeMarcus	Miami (Fla.)	DB	2011
53,56	SMITH, Travian	Oklahoma	LB	1998-04	30	van EEGHEN, Mark	Colgate	RB	1974-81
63	SMITH, Willie	Michigan	G-T	1961	50	VANN, Norwood	East Carolina	LB	1988
79	SMITH, Willie	East Carolina	T	2012	91	VAN PELT, Brad	Michigan State	LB	1984-85
29	SOMMER, Mike	George Washington	RB	1963	99	VAUGHAN, Ruben	Colorado	DT-DE	1982
54	SO'OTO, Vic	BYU	LB	2012	68	VELDHEER, Jared	Hillsdale	T-C	2010-13
63	SPENCER, Ollie	Kansas	G	1963	75	VELLA, John	USC	G-T	1972-79
36	SPENCER, Shawntae	Pittsburgh	DB	2012	41	VILLAPIANO, Phil	Bowling Green	LB	1971-79
45	SPIVEY, Mike	Colorado	DB	1980	78	VOIGHT, Bob	Los Angeles State	DE	1961
58	SQUIREK, Jack	Illinois	LB	1982-85			— W —		
12	STABLER, Ken	Alabama	QB	1970-79	32	WADDELL, Michael	North Carolina	DB	2008
61	STALLS, Dave	Northem Colorado	DT	1983,85	71	WADE, John	Marshall	C	2008
22	STARKS, Duane	Miami (Fla.)	CB	2006-07	78	WAKEFIELD, Fred	Illinois	OL-DL	2008
4	STEINFORT, Fred	Boston College	K	1976	25	WALKER, Denard	LSU	DB	2004-05
10	STEMKE, Kevin	Wisconsin	P	2002	86	WALKER, Derrick	Michigan	TE	1999
77	STEPHENS, Rich	Tulsa	G-T	1992-96	41	WALKER, Fulton	West Virginia	DB	1985-86
32	STEWART, Jeremy	Stanford	RB	2012-13	84	WALKER, Jaxon	Florida State	WR	2008-09
80	STEWART, Joe	Missouri	WR	1978-79	66,70	WALKER, Langston	California	T-G	02/06/09-10
86	STEWART, Tony	Penn State	TE	2007-09	38	WALKER, Marquis	Southern Missouri	DB	1998-99
74	STINCHCOMB, Matt	Georgia	T	1999-03	98	WALKER, Vance	Georgia Tech	DT	2013
75	STONE, Jack	Oregon	T	1961-62	51,59	WALLACE, Aaron	Texas A&M	LB-DE	90/95/97-98
86,15	STONE, John	Wake Forest	WR	2004	16	WALTER, Andrew	Arizona State	QB	2005-08
67	STONE, Ron	Boston College	G	2004-05	71	WAND, Seth	NW Missouri St.	T	2007-08
39	STRACHAN, Steve	Boston College	RB	1985-89	28	WARD, B.J	Florida State	DB	2007
80	STREATER, Rod	Temple	WR	2012-14	23	WARE, Jeremy	Michigan State	DB	2010
75	STRIGEL, Bill	Pacific	LB	1960	15	WARE, Tim	USC	WR	1989
82	STRONG, Darrell	Pittsburgh	TE	2008	61	WARREN, Gerard	Florida	DT	2007-09
94	STUBBLEFIELD, Dana	Kansas	DT	2003	20,22	WARREN, Jimmy	Illinois	DB	1970-74,77
76	SVIHUS, Bob	USC	T	1965-70	78	WARZKA, Ron	Montana State	DE	1960
89	SWEENEY, Steve	California	WR	1973	27	WASHINGTON, Fabian	Nebraska	CB	2005-07
56	SWILLING, Pat	Georgia Tech	DE	1995-96,98	23,48	WASHINGTON, Lionel	Tulane	DB	1987-94,97
66	SWORD, Sam	Michigan	LB	1999	91	WASHINGTON, Ronnie	Northeast Louisiana	LB	1987
	SYLVESTER, Steve	Notre Dame	C-G-T	1975-83	92	WASHINGTON, Ted	Louisville	DT	2004-05
		— T —			19	WATKINS, Todd	BYU	WR	2008-09
5	TALLEY, Stan	TCU	K	1987	71	WATSON, Menelik	Florida State	T	2013-14
31,32	TATUM, Jack	Ohio State	DB	1971-79	54	WATTS, Robert	Boston College	LB	1978
61	TAUTOLO, John	UCLA	T	1987	20	WATTS, Ted	Texas Tech	DB	1981-84
99	TAVES, Josh	Northeastern	DE	2000-01	44	WAYMYER, Dave	Notre Dame	DB	1992
49	TAYLOR, Billy	Texas Tech	RB	1982	49	WEATHERS, Carl	San Diego State	LB	1970-71
96	TAYLOR, Malcolm	Tennessee State	DT	1987-88	52	WEAVER, Gary	Fresno State	LB	1973-74
19	TAYLOR, Travis	Florida	WR	2007	81	WELLS, Warren	Texas Southern	WR	1967-70
20	TEAL, Willie	Louisiana State	DB	1987	52	WESTBROOKS, Greg	Colorado	LB	1978-81
25	TERESA, Tony	San Jose State	RB	1960	47	WHEATLEY, Tyrone	Michigan	RB	1999-03
35	TERRELL, David	Texas-El Paso	DB	2004	67	WHEELER, Dwight	Tennessee State	C-T	1984,87-88
55,94	THOMAS, Robert	UCLA	LB	2006-08	52	WHEELER, Philip	Georgia Tech	LB	2012
26	THOMAS, Skip	USC	DB	1972-77	82	WHEELER, Ron	Washington	TE	1987
59	THOMAS, William	Texas A&M	LB	2000-01	96	WHITE, Alberto	Texas Southern	DE	1994
85	THOMPSON, Kenbrell	Cincinnati	WR	2014	29	WHITE, Eugene	Florida A&M	RB	1962
80	THOMS, Art	Syracuse	DT	1969-76	66	WHITLEY, Curtis	Clemson	C-G	1997
31	THORPE, Neiko	Auburn	DB	2014	78	WHITTAKER, Scott	Kansas	C-T	1997
29	TILLMON, Tony	Texas	DB	1987	87	WHITTED, Alvis	North Carolina St.	WR	2002-06
22	TODD, Larry	Arizona State	RB	1965-70	22	WHITTINGTON, Arthur	SMU	RB	1978-81
58	TOLLEFSON, David	NW Missouri State	DE	2012	68	WILKERSON, Bruce	Tennessee	G-T	1987-94,98
41	TONGA, Manase	BYU	RB	2011	29	WILLIAMS, Brock	Notre Dame	DB	2004
29	TONGUE, Reggie	Oregon State	S	2005	19	WILLIAMS, David	Illinois	WR	1987
67	TOOMAY, Pat	Vanderbilt	DE	1977-79	33	WILLIAMS, Demise	Oklahoma State	DB	1987
30	TORAN, Stacey	Notre Dame	DB	1984-88	85	WILLIAMS, Dokie	UCLA	WR	1983-87
93	TOWNSEND, Greg	TCU	DE-LB	1983-93,97	22	WILLIAMS, Harvey	LSU	RB-TE	1994-98
37	TRAPP, James	Clemson	DB	1993-98	45	WILLIAMS, Henry	San Diego State	DB	1979
79	TRASK, Orville	Rice	DT	1962	29	WILLIAMS, Howie	Howard	DB	1964-69
62	TREU, Adam	Nebraska	C-G-T	1997-06	88	WILLIAMS, Jamie	Nebraska	TE	1994
72	TRUAX, Dalton	Tulane	DT	1960	34	WILLIAMS, Jermaine	Houston	RB	1998-99
88	TRUITT, Olanda	Mississippi State	WR	1996-97	59	WILLIAMS, K.D	Henderson State	LB	1999
91	TUCK, Justin	Notre Dame	DE	2014	85	WILLIAMS, Marcus	Washington State	TE	2002
8	TUJASOSOPPO, Marques	Washington	QB	2001-06,08	17	WILLIAMS, Mike	USC	WR	2007
50	TUITELE, Maugaula	Colorado State	LB	2004	86	WILLIAMS, Randal	New Hampshire	TE	2005-06
67	TURK, Dan	Wisconsin	C	1989-96	25	WILLIAMS, Ricky	Langston	DB	1985, 1987
29,42	TURNER, Eric	UCLA	DB	1997-99	89	WILLIAMS, Rodney	Arizona	WR	1998-99
71	TYSON, Richard	Tulsa	G	1966	56	WILLIAMS, Roland	Syracuse	TE	2001-02,04
		— U —			84	WILLIAMS, Sam	Fresno State	LB	2003-10
63	UPSHAW, Gene	Texas A&I	G	1967-81	49	WILLIAMS, Willie	Grambling	DB	1966
91	UPSHAW, Regan	California	DE	2000-02	24	WILLIAMSON, Fred	Northwestern	DB	1961-64

ALL-TIME RAIDERS

52	WILLIAMSON, J.R	Louisiana Tech	LB	1964-67
38	WILLIS, Chester	Auburn	RB	1981-84
98	WILLIS, Mitch	SMU	DT	1985-88
98	WILSON, C.J.	East Carolina	DL	2014
28	WILSON, Gibril	Tennessee	DB	2008
6	WILSON, Marc	BYU	QB	1980-87
40	WILSON, Marcus	Virginia	RB	1991
52	WILSON, Martez	Illinois	LB	2013
26,48	WILSON, Nemiah	Grambling	DB	1968-74
50	WILSON, Otis	Louisville	LB	1989
16	WILSON, Wade	East Texas State	QB	1998-99
96	WIMBLEY, Kameron	Florida State	LB	2010-11
90	WISE, Mike	UC Davis	DE	1986-90
61	WISNIEWSKI, Stefan	Penn State	G-C	2011-14
76	WISNIEWSKI, Steve	Penn State	G	1989-01
17	WOLFF, Scott	Mt. Union	QB	1987
77	WONG, Joe	BYU	G-T	2003
18	WOOD, Dick	Auburn	QB	1965
57	WOODEN, Terry	Syracuse	LB	1998
58	WOODLEY, LaMarr	Michigan	DE	2014
88	WOODS, Chris	Auburn	WR	1987-88
24	WOODSON, Charles	Michigan	DB	1998-05,13-14
26	WOODSON, Rod	Purdue	DB	2002-03
89	WRIGHT, Alexander	Auburn	WR	1992-94
66	WRIGHT, Steve	Northern Iowa	T	1987-93
41	WYATT, Alvin	Bethune-Cookman	DB	1970

— Y —

26	YOUNG, Usama	Kent State	DB	2014
78	YOUSO, Frank	Minnesota	T	1963-65
— Z —				
74	ZECHER, Rich	Utah State	T	1965
28	ZEREOUE, Amos	West Virginia	RB	2004
69	ZOGG, John	Boise State	G	1987

All players listed have played in at least one regular season game in the corresponding jersey number. Players listed on a numerical program or on the active roster without being credited with a "game played" were omitted.



CB Terry McDaniel

ALL-TIME NUMBERS

No.	PLAYER	SCHOOL	POS	YEARS			
00	OTTO, Jim*	Miami (Fla.)	C	1961-74			
1	CURRY, Ronald*	North Carolina	WR	2002			
2	ARAGUZ, Leo	Stephen F. Austin	P	1996-99			
	BROOKS, Aaron	Virginia	QB	2006			
	RUSSELL, JaMarcus	Louisiana State	QB	2007-09			
	PRYOR, Terrelle*	Ohio State	QB	2013			
3	AGAIAIAN, Ben	New Mexico	K	1962			
	LAMONICA, Daryle	Notre Dame	QB	1967-74			
	GAMACHE, Vince	Cal State-Northridge	K	1987			
	GEORGE, Jeff	Illinois	QB	1997-98			
	DALUISO, Brad	UCLA	K	2001			
	MIRER, Rick	Notre Dame	QB	2002-03			
	FRYE, Charlie	Akron	QB	2009			
	PALMER, Carson	USC	QB	2011-12			
4	DePOYSTER, Jerry	Wyoming	K	1971-72			
	STEINFORT, Fred	Boston College	K	1976			
	HARDY, David	Texas A&M	K	1987			
	CARR, Derek	Fresno State	QB	2014			
5	BREECH, Jim	California	K	1978-79			
	TALLEY, Stan	TCU	K	1987			
	FORD, Cole	USC	K	1995-97			
	HUSTED, Michael	Virginia	K	1999			
	CONWAY, Brett	Penn State	K	2000			
	COLLINS, Kerry	Penn State	QB	2004-05			
	GRADKOWSKI, Bruce	Toledo	QB	2009-10			
6	JAKOWENKO, George	Syracuse	K	1974			
	WILSON, Marc	BYU	QB	1980-87			
	GOSSETT, Jeff*	Eastern Illinois	P	1988-90			
	NEDNEY, Joe	San Jose State	K	1999			
	PRYOR, Terrelle*	Ohio State	QB	2011-12			
7	PASTORINI, Dan	Santa Clara	QB	1980			
	BEUERLEIN, Steve	Notre Dame	QB	1988-90			
	GOSSETT, Jeff*	Eastern Illinois	P	1991-96			
	KLINGER, David	Houston	QB	1996-97			
	DAVIS, Greg	The Citadel	K	1998			
	JOHNSON, Rob	USC	QB	2003			
	LOSMAN, J.P.	Tulane	QB	2009			
	BOLLER, Kyle	California	QB	2010-11			
	LEINART, Matt	USC	QB	2012			
	KING, Marquette	Fort Valley State	P	2013-14			
8	GUY, Ray	SMU	K	1973-86			
	MERCER, Marques	Washington	QB	2001-06,08			
	CULPEPPER, Daunte	UCF	QB	2007			
	CAMPBELL, Jason	Auburn	QB	2010-11			
	SHAUB, Matt	Virginia	QB	2014			
9	HOBERT, Billy Joe	Washington	QB	1995-96			
	LECHLER, Shane	Texas A&M	P	2000-12			
10	PARILLI, Babe	Kentucky	QB	1960			
	MICKEY, Mike	Northern Arizona	K	1963-66			
	DICKEY, Eldridge	Tennessee State	WR	1968-71			
	BAHR, Chris	Penn State	K	1980-88			
	SCHROEDER, Jay*	UCLA	QB	1992			
	STEMKE, Kevin	Wisconsin	P	2002			
	FRANCIS, Carlos	Texas Tech	WR	2004-05			
	HOLLAND, Jonathan*	Louisiana Tech	WR-DB	2008			
	HAGAN, Derek*	Arizona State	WR	2012			
	JENKINS, Greg	Alabama State	WR	2013			
11	HEINRICH, Don	Washington	QB	1962			
	EISCHEID, Mike	Upper Iowa	K	1966-71			
	HUMM, David	Nebraska	QB	1975-79,83,84			
	EVANS, Vince	USC	QB	1987-95			
	JANIKOWSKI, Sebastian	Florida State	K	2000-14			
12	LARSON, Paul	California	QB	1960			
	PAPAS, Nick	Fresno State	QB	1961			
	GALLEGOS, Chon	San Jose State	QB	1962			
	GREEN, Charley	Wittenberg	QB	1966			
	STABLER, Ken	Alabama	QB	1970-79			
	HILGER, Rusty	Oklahoma State	QB	1985-87			
	MARINOVICH, Todd	USC	QB	1991-92			
	HOLLAS, Donald	Rice	QB	1997-98			
	GANNON, Rich	Delaware	QB	1999-04			
	McCOWN, Josh	Sam Houston State	QB	2007			
	HEYWARD-BEY, Darius*	Maryland	WR	2009			
	FORD, Jacoby	Clemson	WR	2010-13			
	BUTLER, Brice*	San Diego State	WR	2014			
13	LAWRENCE, Larry	Iowa	QB	1974-75			
	SHERMAN, Rod*	USC	WR	1969-71			
	SCHROEDER, Jay*	UCLA	QB	1988-91			
	BUCHANON, William	USC	WR	2006			
	FIGURS, Yamon	Kansas State	WR	2010			
14	ENIS, Hunter	TCU	QB	1962			
	BILETNIKOFF, Fred*	Florida State	WR	1965-66			
	MANN, Errol	North Dakota	K	1976-78			
	HOYING, Bobby	Ohio State	QB	1999-01			
	McFOY, Chris	USC	WR	2007			
	McGLOIN, Matt	Penn State	QB	2013-14			
15	FLORES, Tom	Pacific	QB	1960,61,63,66			
	RAE, Mike	USC	QB	1976-78			
	WARE, Tim	USC	WR	1989			
	HOSTETLER, Jeff	West Virginia	QB	1993-96			
	STONE, John*	Wake Forest	WR	2004			
	HIGGINS, Johnnie Lee	UTEP	WR	2007-10			
	FLYNN, Matt	LSU	QB	2013			
16	BLANDA, George	Kentucky	QB-K	1967-75			
	PLUNKETT, Jim	Stanford	QB	1978-86			
	CAMARILLO, Rich	Washington	P	1996			
	WILSON, Wade	East Texas State	QB	1998-99			
	PEETE, Rodney	USC	QB	2000-01			
	WALTER, Andrew	Arizona State	QB	2005-08			
17	REYNOLDS, M.C	Louisiana State	QB	1962			
	GROSSART, Kyle	Oregon State	QB	1980			
	WOLFF, Scott	Mt. Union	QB	1987			
	MARTIN, Tee	Tennessee	QB	2003			
	DWIGHT, Tim	Iowa	WR	2007			
	WILLIAMS, Mike	USC	WR	2007			
	MOORE, Denarius	Tennessee	WR	2011-14			
18	WOOD, Dick	Auburn	QB	1965			
	JAEGER, Jeff	Washington	K	1989-95			
	MOSS, Randy	Marshall	WR	2005-06			
	MURPHY, Louis	Florida	WR	2009-11			
	HOLMES, Andre	Hillsdale	WR	2013-14			
19	DAVIDSON, Cotton	Baylor	QB	1962-69			
	WILLIAMS, David	Illinois	WR	1987			
	MORANT, Johnnie	Syracuse	WR	2004-06			
	TAYLOR, Travis	Florida	WR	2007			
	WATKINS, Todd	BYU	WR	2008-09			
	BUTLER, Brice*	San Diego State	WR	2013			
	BROWN, Vincent	San Diego State	WR	2014			
20	FULLER, Charles	San Francisco State	RB	1961-62			
	SIMPSON, Willie	San Francisco State	RB	1962			
	POWERS, Warren	Nebraska	DB	1963-68			
	ALLEN, Jackie	Baylor	RB	1969			
	WARREN, Jimmy*	Illinois	DB	1970-74			
	COLZIE, Neal	Ohio State	DB	1975-78			
	HIPP, I.M	Nebraska	RB	1980			
	WATTS, Ted	Texas Tech	DB	1981-84			
	CARR, Chetti	NW Oklahoma	WR	1987			
	TEAL, Willie	Louisiana State	DB	1987			
	McLEMORE, Chris	Arizona	RB	1987-88			

ALL-TIME NUMBERS

PRICE, Dennis	UCLA	DB	1988-89	BROWN, Ron	Arizona State	DB-KR	1990
LEWIS, Tahaun	Nebraska	DB	1991	BATES, Patrick*	Texas A&M	DB	1994
HOSKINS, Derrick	Southern Mississippi	DB	1992-95	BROWN, Larry	TCU	DB	1996-97
CARTER, Perry	Mississippi	DB	1996-98	WOODSON, Charles	Michigan	DB	1998-05,13-14
JAMES, Tory	LSU	DB	2000-02	HUFF, Michael	Texas	DB	2006-12
FARGAS, Justin*	USC	RB	2003-05				
ECHEMANDU, Adimchinobi*	California	RB	2006				
McFADDEN, Darren	Arkansas	RB	2008-14				
21 FLEMING, George	Washington	RB	1961	25 TERESA, Tony	San Jose State	RB	1960
LEWIS, Harold	Houston	RB	1962	VALDEZ, Vernon	San Diego	DB	1962
DORSEY, Dick	USC	WR	1962	GIBSON, Claude	North Carolina State	DB	1963-65
MINGO, Gene	None	K	1964-65	BILETNIKOFF, Fred*	Florida State	WR	1967-78
BIRD, Rodger	Kentucky	DB	1966-68	PHILLIPS, Irvin	Arkansas Tech	DB	1983
BRANCH, Cliff	Colorado	WR	1972-85	WILLIAMS, Ricky	Langston	DB	1985,87
CALHOUN, Rick	Cal State-Fullerton	RB	1987	LAND, Dan	Albany State	DB	1989-97
FELLOWS, Ron	Missouri	DB	1987-88	PRIOR, Anthony	Washington State	DB	1998
LEWIS, Garry	Alcorn State	DB	1990-91	GARNER, Charlie	Tennessee	RB	2001-03
MONTGOMERY, Tyrone	Mississippi	RB	1993-94	WALKER, Denard	LSU	DB	2004-05
CARRINGTON, Darren	Northern Arizona	DB	1996	FARGAS, Justin*	USC	RB	2006-09
ALLEN, Eric	Arizona State	DB	1998-01	CARTWRIGHT, Rock	Kansas State	RB	2010-11
ASOMUGHA, Nnamdi	California	DB	2003-10	GOODSON, Mike	Texas A&M	RB	2012
SHEPPARD, Lito	Florida	DB	2011	HAYDEN, DJ	Houston	DB	2013-14
BARTELL, Ron	Howard	DB	2012				
JENKINS, Mike	South Florida	CB	2013				
JONES-DREW, Maurice	UCLA	RB	2014				
22 CROW, Wayne	California	RB-DB	1960-61	26 McFARLANE, Nyle	BYU	DE	1960
MONTALBO, Mel	Utah State	DB	1962	WILSON, Nerniah*	Grambling	DB	1968-70
GUY, Louie	Mississippi	DB	1964	THOMAS, Skip	USC	DB	1972-77
TODD, Larry	Arizona State	RB	1965-70	HAWKINS, Clarence	Florida A&M	RB	1979
WARREN, Jimmy*	Illinois	DB	1977	MOODY, Keith	Syracuse	DB	1980
WHITTINGTON, Arthur	SMU	RB	1978-81	McELROY, Vann	Baylor	DB	1982-90
HAYNES, Mike	Arizona State	DB	1983-89	KAUFMAN, Napoleon	Washington	RB	1995-00
CRAIG, Roger	Nebraska	RB	1991	WOODSON, Rod	Purdue	DB	2002-03
WILLIAMS, Harvey	LSU	RB-TE	1994-98	ROUTT, Stanford	Houston	DB	2005-11
MINCY, Charles	Washington	DB	1999	LEE, Pat	Auburn	DB	2012
SHAW, Terrance	Stephen F. Austin	DB	2002-03	YOUNG, Usama	Kent State	DB	2013-14
HILL, Renaldo	Michigan State	CB	2005				
STARKS, Duane	Miami (Fla.)	CB	2006-07				
MILLER, Justin	Clemson	DB	2008-09	27 CANNAVINO, Joe	Ohio State	DB	1960-61
RUSSELL, Gary	Minnesota	RB	2009	BOYNTON, George	East Texas State	DB	1962
McFADDEN, Walter	Auburn	CB	2010-14	MOSTARDI, Rich	Kent State	DB	1962
JONES, Taiwan	Eastern Wash.	RB-DB	2011-14	KRAKOSKI, Joe	Illinois	DB	1963-66
				ELLISON, Glenn	Arkansas	RB	1971
				SMITH, Ron	Wisconsin	DB	1974
				RICH, Randy	New Mexico	DB	1978
				HAWKINS, Frank	Nevada	RB	1981-87
				GAINER, Derrick	Florida A&M	RB	1992
				JONES, Calvin*	Nebraska	RB	1994
				BRANCH, Calvin	Colorado State	DB	1997-00,05
				SCOTT, Carey*	Kentucky State	DB	2002
				JENKINS, Ronney	Northern Arizona	RB-KR	2003
				REDMOND, J.R.	Arizona State	RB	2003-04
				WASHINGTON, Fabian	Nebraska	CB	2005-07
				BAKER, Rashad	Tennessee	DB	2007-08
				BROWN, Stevie	Michigan	DB	2010
				GIORDANO, Matt	California	DB	2011-12
				JENNINGS, Rashad	Liberty	RB	2013
				ROGERS, Carlos	Auburn	DB	2014
28 MACON, Ed	Pacific	DB	1960				
GARNER, Bob	Fresno State	DB	1961-62				
DAVIS, Clarence	USC	RB	1971-78				
HARRISON, Dwight	Texas A&I	DB	1980				
MONTGOMERY, Cleo	Abilene Christian	RB-WR	1981-85				
HARRISON, Rob	Sacramento State	RB	1987				
BELL, Greg	Notre Dame	RB	1990				
ROBINSON, Greg	Northeast Louisiana	RB	1993-94				
JORDAN, Randy	North Carolina	RB	1998-02				
SHABAZZ, Siddeeq	New Mexico State	DB	2003				
ZEREOUE, Amos	West Virginia	RB	2004				
WARD, B.J.	Florida State	DB	2007				
WILSON, Gibril	Tennessee	DB	2008				
PORTER, Joe	Rutgers	DB	2011				
ADAMS, Phillip	South Carolina State	DB	2012-13				
MURRAY, Latavius	UCF	RB	2014				
29 HARRIS, John	Santa Monica J.C.	DB	1960-61				
WHITE, Eugene	Florida A&M	RB	1962				
SOMMER, Mike	George Washington	RB	1963				
WILLIAMS, Howie	Howard	DB	1964-69				
PROUT, Bob	Knox College	DB	1974				
24 KEYES, Bob	San Diego	RB	1960				
WILLIAMSON, Fred	Northwestern	DB	1961-64				
BROWN, Willie	Grambling	DB	1967-78				
HARKEY, Lance	Illinois	DB	1987				

ALL-TIME NUMBERS

	GINN, Hubie	Florida A&M	RB	1976-78	DAVIS, Jason	Illinois	RB	2008
	SMITH, Jimmy	Elon	RB	1984	MITCHELL, Mike	Ohio	DB	2009-12
	TILLMON, Tony	Texas	DB	1987	ATKINSON III, George	Notre Dame	RB	2014
	CARTER, Russell	SMU	DB	1988-89				
	DICKERSON, Eric	SMU	RB	1992	35 KOWALCZYK, Walt	Michigan State	RB	1961
	BATES, Patrick*	Texas A&M	DB	1993	MORROW, Tom	Southern Miss.	DB	1962-64
	LEWIS, Albert	Grambling	DB	1994-98	DIXON, Hewritt	Florida A&M	RB	1966-70
	TURNER, Eric*	UCLA	DB	1999	PHILLIPS, Jess	Michigan State	RB	1975
	WILLIAMS, Brock	Notre Dame	DB	2004	ROBISKIE, Terry	Louisiana State	RB	1977-79
	TONGUE, Reggie	Oregon State	S	2005	O'STEEN, Dwayne	San Jose State	DB	1980-81
	BUSH, Michael	Louisville	RB	2007-11	SMITH, Steve	Penn State	RB	1987-93
	ROSS, Brandian	Youngstown State	DB	2012-14	ASKA, Joe	Central Oklahoma	RB	1995-97
					TERRELL, David	UTEP	DB	2004
					BOWIE, John	Cincinnati	DB	2007-09
					CHEKWA, Chimdi	Ohio State	DB	2011-14
30	HAGBERG, Roger	Minnesota	RB	1965-69				
	van EEGHEN, Mark	Colgate	RB	1974-81	36 DANIELS, Clem	Prairie View	RB	1961-67
	TORAN, Stacey	Notre Dame	DB	1984-88	EDWARDS, Lloyd	San Diego State	TE	1969
	NEWMAN, Anthony	Oregon	DB	1998-99	HUDSON, Bob	Northeast Oklahoma	RB	1973-74
	SCHWEIGERT, Stuart	Purdue	DB	2004-07	MOORE, Manfred	USC	RB	1976
	BOYD, Jerome	Oregon	DB	2009,11	DAVIS, Mike	Colorado	DB	1978-85
31	LOTT, Billy	Mississippi	RB	1960	HILL, Greg	Oklahoma State	DB	1987
	SCHMAUTZ, Ray	San Diego State	LB	1966	McDANIEL, Terry	Tennessee	DB	1988-97
	TATUM, Jack*	Ohio State	DB	1971-73	GIBSON, Derrick	Florida State	DB	2001-06
	GARRETT, Carl	NM Highlands	RB	1976-77	GRIFFITH, Justin	Mississippi State	RB	2007-08
	JENSEN, Derrick	Texas Arlington	RB-TE	1979-86	PARKER, Ron	Newberry	DB	2011
	PORTER, Kerry	Washington State	RB	1989	SPENCER, Shawntae	Pittsburgh	DB	2012
	DIXON, Ricky	Oklahoma	DB	1993	DOWLING, Ras-I	Virginia	DB	2014
	KING, Joe	Oklahoma State	DB	1995				
	LEVITT, Chad	Cornell	RB	1997	37 MILLER, Alan	Boston College	RB	1961-63,65
	PERRYMAN, Raymond	Northern Arizona	DB	2001	RIDLEHUBER, Preston	Georgia	RB	1968
	BUCHANAN, Phillip	Miami (Fla.)	DB	2002-04	MackINNON, Jacques	Colgate	TE	1970
	EUGENE, Hiram	Louisiana Tech	DB	2007-10	REINFELDT, Mike	Wisconsin, Milwaukee	DB	1976
	FRANCIES, Coye	San Jose State	DB	2012	HAYES, Lester	Texas A&M	DB	1977-86
	THORPE, Neiko	Auburn	DB	2014	LLOYD, Doug	North Dakota State	RB	1991
32	JONES, Jim	Washington	LB	1961	TRAPP, James	Clemson	DB	1993-98
	RIEVES, Charles*	Houston	LB	1962	HARRIS, Johnnie	Mississippi State	DB	1999-01
	SHAW, Glenn	Kentucky	RB	1963-64	SCOTT, Carey*	Kentucky State	DB	2003
	JACKSON, Bobby	New Mexico State	RB	1964	JOHNSON, Chris	Louisville	DB	2007-11
	JACKSON, Richard	Southern	LB	1966	CASEY, Chance	Baylor	CB	2013-14
	HIGHSMITH, Don	Michigan State	RB	1970-72				
	TATUM, Jack*	Ohio State	DB	1974-79	38 SMITH, James	Compton J.C.	RB	1960
	ALLEN, Marcus	USC	RB	1982-92	BANKS, Estes	Colorado	RB	1967
	CROCKETT, Zack	Florida State	RB	1999-06	KOY, Ted	Texas	TE	1970
	WADDELL, Michael	North Carolina	DB	2008	BESS, Rufus	South Carolina St.	DB	1979
	BENNETT, Michael	Wisconsin	RB	2010	WILLIS, Chester	Auburn	RB	1981-84
	McCANN, Bryan	SMU	DB	2011	HILL, Rod	Kentucky State	DB	1987
	STEWART, Jeremy	Stanford	RB	2012-13	BELL, Nick	Iowa	RB	1991-93
33	MAYBERRY, Doug	Utah State	RB	1963	WALKER, Marquis	Southern Missouri	DB	1998-99
	CANNON, Billy	Louisiana State	TE	1964-69	LOVE, Clarence	Toledo	DB	2002-03
	CARTER, Louis	Maryland	RB	1975	POOLE, Tyrone	Fort Valley State	CB	2006
	JENNINGS, Rick	Maryland	WR	1976-77	ECHEMANDU, Adimchinobi*	California	RB	2007
	KING, Kenny	Oklahoma	RB	1980-85	NELMS, Cory	Miami (Fla.)	DB	2012
	ELLIS, Craig	San Diego State	RB	1987	CARRIE, TJ	Ohio	DB	2014
	WILLIAMS, Demise	Oklahoma State	DB	1987				
	ANDERSON, Eddie	Fort Valley State	DB	1987-97	39 URENDA, Herman	Pacific	WR	1963
	BROOKS, Bucky	North Carolina	DB	1998	ATKINS, Pervis	New Mexico State	WR	1965-66
	DORSETT, Anthony	Pittsburgh	DB	2000-03	HUBBARD, Marv*	Colgate	RB	1969
	EASY, Omar	Penn State	RB	2005	STRACHAN, Steve	Boston College	RB	1985-89
	RHODES, Dominic	Midwestern State	RB	2007	HALL, Willie	USC	LB	1975-78
	BRANCH, Tyvon	Connecticut	DB	2008-14	SMITH, Kevin*	UCLA	TE	1992-93
34	OTTO, Gus	Missouri	LB	1965-72	PICKENS, Bruce	Nebraska	DB	1995
	HART, Harold*	Texas Southern	RB	1974-75	JENNINGS, Brandon	Texas A&M	DB	2000-02
	KUNZ, Terry	Colorado	RB	1976-77	McGILL, Keith	Utah	DB	2014
	RUSSELL, Booker	SW Texas State	RB	1978-79				
	PRUITT, Greg	Oklahoma	RB	1982-84	40 ROBERSON, Bo	Cornell	WR	1962-65
	McCALLUM, Napoleon*	Navy	RB	1986	BANASZAK, Pete	Miami (Fla.)	RB	1966-78
	JACKSON, Bo	Auburn	RB	1987-90	BERNS, Rick	Nebraska	RB	1982-83
	FENNER, Derrick	North Carolina	RB	1995-97	LEE, Zeph	USC	RB-DB	1987-89
	WILLIAMS, Jermaine	Houston	RB	1998-99	WILSON, Marcus	Virginia	RB	1991
	HASTY, James	Washington State	DB	2001	BRABHAM, Cary	SMU	DB	1994
	BUCHANAN, Ray	Louisville	DB	2004	RITCHIE, Jon	Stanford	RB	1998-02
	JORDAN, LaMont	Maryland	RB	2005-07	COOPER, Jarrod	Kansas State	DB	2004-07
					RANKIN, Louis	Washington	RB	2009

ALL-TIME NUMBERS

41	RODERICK, John	SMU	WR	1968	47	BRAVO, Alex	Cal Poly, SLO	DB	1960-61
	WYATT, Alvin	Bethune-Cookman	DB	1970		McCLOUGHAN, Kent	Nebraska	DB	1965-70
	VILLAPIANO, Phil	Bowling Green	LB	1971-79		QUEEN, Jeff	Morgan State	RB-TE	1972-73
	WALKER, Fulton	West Virginia	DB	1985-86		PHILLIPS, Charles	USC	DB	1975-80
	FOSTER, Ron	Cal State-Northridge	DB	1987		BESSILLIEU, Don	Georgia Tech	DB	1983,85
	GREENWOOD, David	Wisconsin	DB	1988		BROWNE, Jim	Boston College	RB	1987
	EDMONDS, Bobby Joe	Arkansas	WR	1989		FRANK, Donald	Winston-Salem	DB	1994
	McCALLUM, Napoleon*	Navy	RB	1990-94		WHEATLEY, Tyrone	Michigan	RB	1999-03
	RIDDICK, Louis	Pittsburgh	DB	1998	48	RIEVES, Charles*	Houston	LB	1963
	JOHNSON, Eric	Nebraska	LB-DB	2000-03		BUDNESS, Bill	Boston University	LB	1964-70
42	TONGA, Manase	BYU	RB	2011		HILL, Kenny	Yale	DB	1981-83
	DOWLING, Jonathan	Western Kentucky	DB	2014		MUSTAFAA, Najee	Georgia Tech	DB	1995
	CRAIG, Dobie	Howard Payne	WR	1962-63		DAVISON, Jerone	Arizona State	RB	1996-97
	MAXWELL, Tom	Texas A&M	DB	1971-73		WILSON, Nemiah*	Grambling	DB	1971-74
	JACKSON, Monte	San Diego State	DB	1978-82		WASHINGTON, Lionel*	Tulane	DB	1987-94
	MUELLER, Vance	Occidental	RB	1986-90		CHRISTENSON, Brandon	NW Oklahoma St.	TE	2002
	LOTT, Ronnie	USC	DB	1991-92	49	SIMPSON, Jack*	Mississippi	LB	1962-63
	LASKEY, Bill	Michigan	LB	1966-70		HERMANN, Dick	Florida State	LB	1965
	JACKSON, Steve	Louisiana State	DB	1977		WILLIAMS, Willie	Grambling	DB	1966
	BALL, Eric	UCLA	RB	1995		MORRISON, Dave	SW Texas State	DB	1968
	TURNER, Eric*	UCLA	DB	1997-98		WEATHERS, Carl	San Diego State	LB	1970-71
	RAY, Marcus	Michigan	DB	1999		SIANI, Mike	Villanova	WR	1972-77
	KIRBY, Terry	Virginia	DB	2000-02		TAYLOR, Billy	Texas Tech	RB	1982
	NASH, Keyon	Albany State	RB	2004		COOPER, Earl	Rice	TE	1986
	LEE, ReShard	Middle Tennessee St.	RB	2006		JACKSON, Victor	Bowie State	DB	1987
	JOHNSON, Shelton	Wisconsin	S	2013		BENDER, Wes	USC	RB	1994
43	ASANTE, Larry	Nebraska	DB	2014		POPE, Marquez*	Fresno State	DB	2001
	COOLBAUGH, Bob	Richmond	WR	1961		FOSCHL, John Paul	Georgia Tech	FB	2005-06
	ATKINSON, George	Morris Brown	DB	1968-77		OLAWALE, Jamize	North Texas	RB	2012-14
	MATTHEWS, Ira	Wisconsin	RB-WR	1979-81	50	OTTO, Jim*	Miami (Fla.)	C	1960
	McCALL, Joe	Pittsburgh	RB	1984		SIMPSON, Jack*	Mississippi	LB	1964
	SEALE, Sam*	Western State (Colo.)	WR-DB	1985-87		BENSON, Duane	Hamline	LB	1967-71
	PATTERSON, Elvis	Kansas	DB	1990-93		DALBY, Dave	UCLA	C-G	1972-85
	LYNCH, Lorenzo	Sacramento State	DB	1996-97		BYRD, Darryl*	Illinois	LB	1987
	COMBS, Derek	Ohio State	DB	2002		VANN, Norwood	East Carolina	LB	1988
44	DOUGHERTY, Bob	Kentucky	LB	1960-63		WILSON, Otis	Louisville	LB	1989
	GILLETT, Fred	Los Angeles State	TE	1964		ELLISON, Riki	USC	LB	1990-92
	HUBBARD, Marv*	Colgate	RB	1970-75		MORTON, Mike	North Carolina	LB	1995-98
	OWENS, Burgess	Miami (Fla.)	DB	1980-82		BARTON, Eric	Maryland	LB	1999-03
	ADAMS, Stefan	East Carolina	DB	1986-89		TUIELE, Maugaula	Colorado State	LB	2004
	WAYMER, Dave	Notre Dame	DB	1992		EKEJIUBA, Isaiah	Virginia	LB	2005-09
	RATHMAN, Tom	Nebraska	RB	1994		GOETHEL, Travis	Arizona State	LB	2010-12
	JONES, Calvin*	Nebraska	RB	1995		MAIAVA, Kaluka	USC	LB	2013-14
	HETHERINGTON, Chris	Yale	FB	2003-04		HADLEY, Spencer	BYU	LB	2014
	LAWTON, Luke	McNeese State	RB	2008-09	51	CARROLL, Joe	Pittsburgh	LB	1972-73
45	NDUKWE, Chinedum	Notre Dame	DB	2011		BARNES, Rodrigo	Rice	LB	1976
	SCHMITT, Owen	West Virginia	RB	2012		NELSON, Bob	Nebraska	LB	1980-85
	McMILLIN, Jim	Colorado State	DB	1963-64		LEWIS, Bill	Nebraska	C-G	1986-89
	GRAYSON, David	Oregon	DB	1965-70		BROWNER, Keith	USC	LB	1987
	SLOUGH, Greg*	USC	LB	1972		WALLACE, Aaron*	Texas A&M	LB-DE	1990-95
	WILLIAMS, Henry	San Diego State	DB	1979		JOHNSTONE, Lance	Temple	DE	1996-00,06
	SPIVEY, Mike	Colorado	DB	1980		JOHNSON, Tim	Youngstown State	LB	2002-05
	DAVIS, James	Southern	DB	1982-87		MORRIS, Chris*	Michigan State	C-G	2007-09
	HARDEN, Mike	Michigan	DB	1989-90		CURRY, Aaron	Wake Forest	LB	2011-12
	FULCHER, David	Arizona State	LB	1993		CHANNEY, Jamar	Mississippi State	LB	2014
46	BUNCH, Jarrod	Michigan	RB	1994	52	BARNES, Larry	Colorado State	LB	1960
	HALL, Tim	Robert Morris	RB	1996-97		WILLIAMSON, J.R.	Louisiana Tech	LB	1964-67
	REECE, Marcel	Washington	RB	2008-14		HOPKINS, Jerry	Texas A&M	LB	1968
	JOYNER, L.C.	Diablo Valley J.C.	DB	1960		WEAVER, Gary	Fresno State	LB	1973-74
	REYNOLDS, Billy	Pittsburgh	RB	1960		RICE, Floyd	Alcorn A&M	LB	1976-77
	COSTA, Dave	Utah	DT	1963-65		WESTBROOKS, Greg	Colorado	LB	1978-81
	ENYART, Bill	Oregon State	LB	1971		CELOTTO, Mario	USC	LB	1980-81
	BANKSTON, Warren	Tulane	TE	1973-78		ROMANO, Jim	Penn State	C	1982-84
	CHRISTENSEN, Todd	BYU	RB-TE	1979-88		MERRILL, Mark	Minnesota	LB	1984
	DORN, Torin	North Carolina	DB	1990-93		KING, Linden	Colorado State	LB	1986-89
47	KIDD, Carl	Arkansas	DB	1995-96	53	JONES, Mike	Missouri	LB	1991-96
	O'NEAL, Oren	Arkansas State	FB	2007-09		MUIRBROOK, Shay	BYU	LB	1997
						HARVEY, Richard	Tulane	LB	1998-99
						MORRISON, Kirk	San Diego State	LB	2005-09
						GROVES, Quentin	Auburn	LB	2010-11

ALL-TIME NUMBERS

	WHEELER, Philip	Georgia Tech	LB	2012	58	SLOUGH, Greg*	USC	LB	1971
	WILSON, Martez	Illinois	LB	2013		JOHNSON, Monte	Nebraska	LB	1973-80
	MACK, Khalil	Buffalo	LB	2014		SQUIREK, Jack	Illinois	LB	1982-85
53	BANSAVAGE, Al	USC	LB	1961		ELLIS, Jim	Boise State	LB	1987
	BIRDWELL, Dan	Houston	DT	1962-69		SHIPP, Jackie	Oklahoma	LB	1989
	MARTIN, Rod	USC	LB	1977-88		JIMERSON, A.J	Norfolk State	LB-DE	1990-91
	NOBLE, Mike	Stanford	LB	1987		FRANKLIN, Keith	South Carolina	LB	1995
	FREDRICKSON, Rob	Michigan State	LB	1994-97		DIXON, Ernest	South Carolina	LB	1998
	SMITH, Travian*	Oklahoma	LB	1998-01		ALEXANDER, Elijah	Kansas State	LB	2000-01
	ROMANOWSKI, Bill	Boston College	LB	2002-03		HARRIS, Napoleon	Northwestern	LB	2002-04
	HOWARD, Thomas	UTEP	LB	2006-10		CLEMONS, Chris	Georgia	LB-DE	2007
	GAITHER, Omar	Tennessee	LB	2012		EDWARDS, Kalimba	South Carolina	DE	2008
	IHENACHO, Carl	San Jose State	LB	2012		NORRIS, Slade	Oregon State	LB	2009
	ROACH, Nick	Northwestern	LB	2013-14		DAVIS II, Bruce	UCLA	LB	2010-11
						TOLLEFSON, David	NW Missouri State	DE	2012
						ROBINSON, Ryan	Oklahoma State	DE	2013
						WOODLEY, LaMarr	Michigan	DE	2014
54	MENDENHALL, Terry	San Diego State	LB	1971-72	59	ADAMS, Stanley	Memphis State	LB	1984
	DENNER, Mike	Southern Miss.	LB	1974-75		KIMMEL, Jamie	Syracuse	LB	1986-88
	BONNESS, Rik	Nebraska	LB	1976		BELL, Anthony	Michigan State	LB	1992
	WATTS, Robert	Boston College	LB	1978		DYSON, Matt	Michigan	DT-LB	1995
	BRACELIN, Greg	California	LB	1981		WALLACE, Aaron*	Texas A&M	LB-DE	1997-97
	PETERSON, Calvin	UCLA	LB	1982		WILLIAMS, K.D	Henderson State	LB	1999
	BYRD, Darryl*	Illinois	LB	1983-84		THOMAS, William	Texas A&M	LB	2000-01
	MCKENZIE, Reggie	Tennessee	LB	1985-88		ATKINS, Larry	UCLA	LB	2003
	DUFFAULT, Paul	New Hampshire	C-G	1987		GRANT, DeLawrence*	Oregon State	DE-LB	2004-05
	BENSON, Tom	Oklahoma	LB	1989-92		CONDO, Jon	Maryland	LS	2007-14
	BIEKERT, Greg	Colorado	LB	1993-01	60	LOUDERBACK, Tom	San Jose State	LB	1960-61
	WILLIAMS, Sam	Fresno State	LB	2003-10		CONNERS, Dan*	Miami (Fla.)	LB	1964-65
	SO'OTO, Vic	BYU	LB	2012		SISTRUNK, Otis	None	DE-DT	1972-79
	McFADDEN, Marshall	South Carolina St.	LB	2013		LILES, Alva	Boise State	DT	1980
	FILIMOEAU, Bojay	Utah State	LB	2014		MARSH, Curt	Washington	G	1981-86
55	MORRIS, Riley*	Florida A&M	DE	1960-61		ACKERMAN, Rick*	Memphis State	DT	1987
	CONNERS, Dan*	Miami (Fla.)	LB	1966-74		GRAVES, Rory	Ohio State	T	1988-91
	MILLEN, Matt	Penn State	LB	1980-88		LOPER, Daniel	Texas Tech	G	2010
	GORDON, Alex	Cincinnati	LB	1990	61	ROEDEL, Herb	Marquette	G	1961
	FOLSTON, James	Northeast Louisiana	LB	1994-98		OGAS, Dave	San Diego State	LB	1968
	BROOKS, Bobby	Fresno State	LB	1999-01		McMATH, Herb	Morningside	DT	1976
	PIERSON, Shurron	South Florida	LB	2003		STALLS, Dave	Northern Colorado	DT	1983,85
	CLARK, Danny	Illinois	LB	2004-05		TAUTOLO, John	UCLA	T	1987
	THOMAS, Robert*	UCLA	LB	2006-07		FREEMAN, Mike	Arizona	G	1988
	ALSTON, Jon*	Stanford	LB	2008-09		HART, Roy	South Carolina	DT	1991
	McCLAIN, Rolando	Alabama	LB	2010-12		MORRIS, Chris*	Michigan State	C-G	2006
	MOORE, Sio	Connecticut	LB	2013-14		WARREN, Gerard	Florida	DT	2007-09
						WISNIEWSKI, Stefan	Penn State	G-C	2011-14
56	MATSOS, Arch	Michigan State	LB	1963-65	62	KRUSE, Bob	Wayne State	G	1967-68
	OLIVER, Ralph	USC	LB	1968-69		KINLAW, Reggie	Oklahoma	DT	1979-84
	KOEGEL, Warren	Penn State	C	1971		REGENT, Shawn	Boston College	C	1987
	BARNES, Jeff	California	LB	1977-87		TREU, Adam	Nebraska	C-G-T	1997-06
	McCOLL, Milt	Stanford	LB	1988		NEWBERRY, Jeremy	California	C	2007
	BRUCE, Aundray*	Auburn	DE	1992-94	63	SMITH, Willie	Michigan	G-T	1961
	SWILLING, Pat	Georgia Tech	DE	1995-96,98		SPENCER, Ollie	Kansas	G	1963
	MILLS, John Henry	Wake Forest	LB-TE	1997-98		UPSHAW, Gene	Texas A&I	G	1967-81
	SWORD, Sam	Michigan	LB	1999		GESEK, John	Sacramento State	G	1987-89
	SMITH, Travian*	Oklahoma	LB	2002-04		PYLES, David	Miami (Ohio)	T	1987
	BURGESS, Derrick	Mississippi	DE	2005-08		ROBBINS, Barret	Texas Christian	C	1995-03
	NIXON, David	BYU	LB	2009		MADY, Lamar	Youngstown State	G	2013
	BLACKSTOCK, Darryl	Virginia	LB	2011	64	SABAL, Ron	Purdue	T	1960-61
	BURRIS, Miles	San Diego State	LB	2012-14		BUEHLER, George	Stanford	G	1969-78
57	BLANKENSHIP, Greg	Cal State-Hayward	LB	1976		JORDAN, Shelby*	Washington (Mo.)	T	1983
	McCLANAHAN, Randy	SW Louisiana	LB	1977,80-82		DICKERSON, Andy	California Lutheran	G	1987
	HUDDLESTON, John	Utah	LB	1978-79		MIRALDI, Dean	Utah	G	1987
	HAWKINS, Mike	Texas A&I	LB	1982		BROWN, Ron*	USC	DE	1988
	CALDWELL, Tony	Washington	LB	1983-85		PEAT, Todd	Northern Illinois	G	1990,92-93
	ROBINSON, Jerry	UCLA	LB	1985-91		JENKINS, Robert	UCLA	T	1994-96
	KELLY, Joe	Washington	LB	1993		DINAPOLI, Gennaro	Virginia Tech	G	1998-99
	HOLMBERG, Rob	Penn State	LB	1994-97		GROVE, Jake	Virginia Tech	C-G	2004-08
	WOODEN, Terry	Syracuse	LB	1998		SATELE, Samson	Hawaii	C	2009-11
	COLEMAN, Rod	East Carolina	DT	1999-03		GURODE, Andre	Colorado	C-G	2013
	RIDDLE, Ryan	California	LB	2005					
	BROWN, Ricky	Boston College	LB	2006-11					
	CLAYTON, Keenan	Oklahoma	LB	2012					
	ARMSTRONG, Ray-Ray	Miami (Fla.)	LB	2014					

ALL-TIME NUMBERS

65	HAWKINS, Wayne	Pacific	G	1960-70	72	TRUAX, Dalton	Tulane	DT	1960
	SEILER, Paul	Notre Dame	T	1971-73		SMITH, Hal	UCLA	DT	1961
	MARVIN, Mickey	Tennessee	G	1977-87		NORRIS, Jim	Houston	DT	1962-64
	MONTOYA, Max	UCLA	G	1990-94		MATUSZAK, John	Tampa	DE-DT	1976-82
	SIMS, Barry	Utah	G-T	1999-07		MOSEBAR, Don	USC	C-G-T	1983-94
66	BRISIEL, Mike	Colorado State	G	2012-13		KENNEDY, Lincoln	Washington	T	1996-03
						PEARS, Erik	Colorado State	G-T	2009
	ARMSTRONG, Ramon	TCU	T	1960		BARSKDALE, Joe	LSU	T	2011
	BISHOP, Sonny	Fresno State	G	1963		CORNELL, Jack	Illinois	G-T	2013
	SYLVESTER, Steve	Notre Dame	C-G-T	1975-83		PENN, Donald	Utah State	T	2014
67	BRYANT, Warren	Kentucky	T	1984	73	LOCKLIN, Billy Ray	New Mexico State	LB/DE	1960
	WRIGHT, Steve	Northern Iowa	T	1987-93		BREWINGTON, Jim	North Carolina College	T	1961
	GOGAN, Kevin	Washington	G	1994-96		McMURTRY, Chuck	Whittier	DT	1962-63
	WHITLEY, Curtis	Clemson	C-G	1997		DIEHL, John	Virginia	DT	1965
	WALKER, Langston*	California	T-G	2002-06		KENT, Greg	Utah	T	1966
68	CARLISLE, Cooper	Florida	G	2007-12		SLIGH, Richard	North Carolina College	T	1967
	JACKSON, Gabe	Mississippi State	G	2014		GIbson, Tom	North Texas State	DT	1971
						BROWNING, Dave	Washington	DE-DT	1978-82
	MANOUKIAN, Don	Stanford	G	1960		HANNAH, Charley	Alabama	G	1983-88
	CAMPBELL, Stan	lowa State	G	1962		FITZPATRICK, James	USC	G-T	1990-91
69	MISCHAK, Bob*	Army	TE-G	1964-65	74	McRAE, Charles	Tennessee	T	1996
	RICE, Harold	Tennessee State	DE	1971		ASHMORE, Darryl*	Northwestern	G-T	1998-2000
	TOOMAY, Pat	Vanderbilt	DE	1977-79		MIDDLETON, Frank	Arizona	G	2001-04
	WHEELER, Dwight	Tennessee State	C-T	1984,87-88		McCANTS, Matt	UAB	T	2013-14
	BLACK, Barry	Boise State	G	1987					
70	TURK, Dan	Wisconsin	C	1989-96	75	OGLESBY, Paul	UCLA	T	1960
	MARYLAND, Russell*	Miami (Fla.)	DT	1997-99		BROWN, Doug	Fresno State	DT	1964
	STONE, Ron	Boston College	G	2004-05		ZECHE, Rich	Utah State	T	1965
	BOOTHE, Kevin	Cornell	G	2006,14		KEATING, Tom	Michigan	DT	1966-72
	PARSONS, Alex	USC	G-C	2012		ROWE, Dave	Penn State	DT	1975-78
71	DITTRICH, John	Wisconsin	G	1960	76	PEAR, Dave	Washington	DT	1979-80
	MARINOVICH, Marv	USC	G	1965		REESE, Archie	Clemson	DT	1982-83
	PYLE, Palmer	Michigan State	G	1966		JORDAN, Shelby*	Washington (Mo.)	T	1984-86
	BELL, Joe	Norfolk State	DE	1979		RODRIGUEZ, Mike	Alabama	DT	1987
	MEDLIN, Dan*	North Carolina State	G	1979		LACHEY, Jim	Ohio State	T	1988
72	ROBINSON, Johnny	Louisiana Tech	DT-DE	1981-83	77	KOCH, Pete	Maryland	DE	1989
	WILKERSON, Bruce	Tennessee	G-T	1987-94,98		HARRISON, Nolan	Indiana	DT-DE	1991-96
	CUNNINGHAM, Rick	Texas A & M	T	1996-98		GRAHAM, Derrick	Appalachian State	G	1998
	GRAHAM, Aaron	Nebraska	C	2001		STINCHCOMB, Matt	Tennessee	T	1999-03
	VELDHEER, Jared	Hillsdale	T-C	2010-13		GREEN, Cornell	Central Florida	T	2007-09
73	FICCA, Dan	USC	G	1962		CAMPBELL, Bruce	Maryland	G	2010-11
	ZOGG, John	Boise State	G	1987	78	CHURCHWELL, Hansen	Mississippi	DT	1960
	MARTEN, James	Boston College	T	2008		STRIEGEL, Bill	Pacific	LB	1960
	BARNES, Khalif	Washington	T	2009-14		STONE, Jack	Oregon	T	1961-62
						RICE, Ken	Auburn	T	1964-65
74	JAGIELSKI, Harry	Indiana	DT	1961		DANIELS, David	Florida A&M	DT	1966
	NICKLAS, Pete	Baylor	T	1962	79	VELLA, John	USC	G-T	1972-79
	KLEIN, Dick	Iowa	T	1963-64		LONG, Howie	Villanova	DE-DT	1981-93
	HARVEY, James	Mississippi	G	1966-71		HARLOW, Pat*	USC	T	1996
	LAWRENCE, Henry	Florida A&M	T	1974-86		COOPER, Chris	Nebraska-Omaha	DT	2001-03
75	DAVIS, Scott	Illinois	DE	1988-91,94	80	LEKKERKERKER, Brad	UC Davis	T	2005
	FREEMAN, Russell	Georgia Tech	T	1995		HENDERSON, Mario	Florida State	T	2007-10
	MYLES, Toby	Jackson State	G-T	2000-01		HEYER, Stephen	Maryland	T	2011
	BADGER, Brad	Stanford	G-T	2002-06		SANFORD, Brian	Temple	DE-DT	2013
	WALKER, Langston*	California	T-G	2009-10		HARRIS, Shelby	Illinois State	DE	2014
76	BERGSTROM, Tony	Utah	G-T	2012	81	FINNERAN, Garry	USC	DT	1961
						BROWN, Charles	Houston	T	1962
	ROBERTS, Cliff	Illinois	DT	1961		SVIHUS, Bob	USC	T	1965-70
	NOVSEK, Joe	Tulsa	DE	1962		BROWN, Bob	Nebraska	T	1971-73
	TYSON, Richard	Tulsa	G	1966		McCOY, Mike	Notre Dame	DT	1977-78
77	DOTSON, Al	Grambling	DT	1968-70	82	MURANSKY, Ed	Michigan	G-T	1982-84
	KORVER, Kelvin	Northwestern (Iowa)	DT	1973-75		BOYD, Greg	San Diego State	DT	1984
	MASON, Lindsey	Kansas	T	1978-81		BELCHER, Kevin	Wisconsin	T	1985
	PICKEL, Bill	Rutgers	DT-DE	1983-90		HOLLOWAY, Brian	Stanford	G-T	1987-88
	PATTEN, Joel	Duke	T	1991		WISNIEWSKI, Steve	Penn State	G	1989-01
78	PERRY, Gerald	Southern	T	1993-95	83	GALLERY, Robert	Iowa	T-G	2004-10
	HOLMES, Lester	Jackson State	G	1997		NIX, Lucas	Pittsburgh	G	2012-13
	PARKS, Nate	Stanford	G-T	1999-00					
	HULSEY, Corey	Clemson	G-T	2003-06		BARBEE, Joe	Kent State	T	1960
	WADE, John	Marshall	C	2008		SHIRKIE, George	Stephen F. Austin	DT	1962
79	WAND, Seth	NW Missouri State	T	2008		JACOBS, Proverb	California	T	1963-64
	WATSON, Menelik	Florida State	T	2013-14		LASSITER, Issac	St. Augustine	DE	1965-69

ALL-TIME NUMBERS

MIX, Ron	USC	T	1971
SMITH, Bubba	Michigan State	DE	1973-74
PHILYAW, Charles	Texas Southern	DE	1976-79
CAMPBELL, Joe	Maryland	DE	1980-81
ALZADO, Lyle	Yankton	DE	1982-85
RIEHM, Chris	Ohio State	G	1986-88
CHAPMAN, Ted	Maryland	DE	1987
MCLEROY, Reggie	West Texas State	G-T	1991-92
STEPHENS, Rich	Tulsa	G-T	1992-96
HARLOW, Pat*	USC	T	1997-98
ASHMORE, Darryl*	Northwestern	G-T	2001
WONG, Joe	BYU	G-T	2003
HAWTHORNE, Anttaj	Wisconsin	DT	2005-06
HARRIS, Kwame	Stanford	T	2008
SHAUGHNESSY, Matt	Wisconsin	DE	2009-12
LUMPKIN, Ricky*	Kentucky	DL	2013
HOWARD, Austin	Northern Iowa	G-T	2014

78 WARZEKA, Ron	Montana State	DE	1960
VOIGHT, Bob	Los Angeles State	DE	1961
YOUSO, Frank	Minnesota	T	1963-65
ARCHER, Rex*	Northern Arizona	DT	1966
SHELL, Art	Oregon	T	1967
CLAY, John	Maryland State	T	1968-82
ROTHER, Tim	Missouri	T	1987
SKREPENAK, Greg	Nebraska	T-DT	1989-90
SLAUGHTER, Chad	Michigan	T	1992-95
WAKEFIELD, Fred	Alcorn State	T	2002-06
ELLIS, Justin	Illinois	OL-DL	2008
	Louisiana Tech	DT	2014

79 DESKINS, Don	Michigan	DT	1960
PETERS, Volney	USC	DT	1961
TRASK, Orville	Rice	DT	1962
SCHUH, Harry	Memphis State	T	1965-70
MEDLIN, Dan*	North Carolina St.	G	1974-76
DAVIS, Bruce	UCLA	T	1979-87
BELWAW, Brian	Calgary	DE	1987
GOLIC, Bob	Notre Dame	DT	1989-92
LANIER, Ken	Florida State	T	1993
KYSAR, Jeff	Arizona State	T	1995-96
COLLINS, Mo	Florida	G-T	1998-03
MCQUISTAN, Paul	Weber State	G	2006-09
HENDERSON, John	Tennessee	DT	2010-11
SMITH, Willie	East Carolina	T	2012
PASHOS, Tony	Illinois	T	2013

80 FIELDS, George	Bakersfield J.C.	DT	1960-61
ALLEN, Dalva	Houston	DE	1962-64
RUBKE, Karl	USC	DE	1968
THOMS, Art	Syracuse	DT	1969-75
STEWART, Joe	Missouri	WR	1978-79
BARNWELL, Malcolm	Virginia Union	WR	1981-84
LOFTON, James	Stanford	WR	1987-88
HOBBS, Daryl	Pacific	WR	1993-96
HOWARD, Desmond	Michigan	WR	1997-98
COPELAND, Horace	Rice	WR	1999
RISON, Andre	Michigan State	WR	2000
RICE, Jerry	Mississippi Valley St.	WR	2001-04
GABRIEL, Doug*	UCF	WR	2006
MILLER, Zach	Arizona State	TE	2007-10
HAGAN, Derek*	Arizona State	WR	2011
STREATER, Rod	Temple	WR	2012-14

81 GOLDSTEIN, Alan	North Carolina	WR	1960
OSBORNE, Clancy	Arizona State	LB	1963-64
WELLS, Warren	Texas Southern	WR	1967-70
BRADSHAW, Morris	Ohio State	WR	1974-81
PARKER, Andy	Utah	TE	1984-88, 90
LATHAN, Greg	Cincinnati	WR	1987
BROWN, Tim	Notre Dame	WR	1988-03
SCHILENS, Chaz	San Diego State	WR	2008-11
RIVERA, Mychal	Tennessee	TE	2013-14

82 HARDY, Charles	San Jose State	WR	1960-62
BARRETT, Jan	Fresno State	TE	1963-64
MITCHELL, Tom	Bucknell	TE	1966
EASON, John	Florida A&M	TE	1968
JONES, Horace	Louisville	DE	1971-75
BRUNSON, Larry	Colorado	WR	1978-79
MUHAMMAD, Calvin	Texas Southern	WR	1982-83
BRANTON, Gene	Texas Southern	TE	1987
WHEELER, Ron	Washington	TE	1987
JONES, David	Delaware State	TE	1992
HOLLAND, Jamie	Ohio State	WR	1990-91
JETT, James	West Virginia	WR	1993-02
JOHNSON, Teyo	Stanford	TE	2003-04
STRONG, Darrell	Pittsburgh	TE	2008
GORDON, Richard	Miami (Fla.)	TE	2011-12

83 ASAD, Doug	Northwestern	TE	1960-61
DAVIDSON, Ben	Washington	DE	1964-71
HENDRICKS, Ted	Miami (Fla.)	LB	1975-83
MOFFETT, Tim	Mississippi	WR	1985-86
AIKENS, Carl	Northern Illinois	WR	1987
GAULT, Willie	Tennessee	WR	1988-93
SMITH, Kevin*	UCLA	TE	1994
DUDLEY, Rickey	Ohio State	TE	1996-00
KNIGHT, Marcus	Michigan	WR	2001-02
SANTIAGO, O.J.	Kent State	TE	2003
ANDERSON, Courtney	San Jose State	TE	2004-06
MYERS, Brandon	Iowa	TE	2009-12
SIMONSON, Scott	Assumption	TE	2014

84 HOISINGTON, Al	Pasadena J.C.	WR	1960
BOYDSTON, Max	Oklahoma	TE	1962
POWELL, Art	San Jose State	WR	1963-66
HEROCK, Ken*	West Virginia	TE	1967
CLINE, Tony	Miami (Fla.)	DE	1970-75
RAMSEY, Derrick	Kentucky	TE	1978-83
HESTER, Jessie	Florida State	WR	1985-87
PERRY, Mario	Mississippi	TE	1987
DYAL, Mike	Texas A&I	TE	1989-90
DUFF, John	New Mexico	TE-DE	1993-94
SHEDD, Kenny	Northern Iowa	WR	1996-99
PORTER, Jerry	West Virginia	WR	2000-07
WALKER, Javon	Florida State	WR	2008-09
HOUSHMANDZADEH, T.L.	Oregon State	WR	2011
CRINER, Juron	Arizona	WR	2012-13

85 CAVALLI, Carmen	Richmond	DE	1960
FAIRBANK, Carleton	Florida A&M	DT	1965-72
PITTS, Frank	Southern	WR	1974
CHANDLER, Bob	USC	WR	1980-82
WILLIAMS, Dokie	UCLA	WR	1983-87
GRADY, Sam	Tennessee	WR	1990-92
JORDAN, Charles	Long Beach CC	WR	1993
HINTON, Marcus	Alcorn State	TE	1995-96
MICKENS, Terry	Florida A&M	WR	1998-00
WILLIAMS, Marcus	Washington State	TE	2002
GABRIEL, Doug*	UCF	WR	2003-05
MADSEN, John	Utah	TE	2006-08
HEYWARD-BEY, Darius*	Maryland	WR	2010-12
MASTRUD, Jeron	Kansas State	TE	2013
THOMPSON, Kenbrell	Cincinnati	WR	2014

86 BURCH, Gerald	Georgia Tech	TE	1961
HEROCK, Ken*	West Virginia	TE	1963-65
FAIRBANK, Bill	Colorado	LB	1967-68
IRONS, Gerald	Maryland State	LB	1970-75
HARDMAN, Cedrick	North Texas State	DE	1980-81
SMITH, Jim	Michigan	WR	1985
FERNANDEZ, Mervyn	San Jose State	WR	1987-92
ISMAIL, Raghib	Notre Dame	WR	1993-95
BROWN, Derek	Notre Dame	TE	1998
WALKER, Derrick	Michigan	TE	1999
WILLIAMS, Roland	Syracuse	TE	2001-02, 04
STONE, John*	Wake Forest	WR	2003
WILLIAMS, Randal	New Hampshire	TE	2005-06

ALL-TIME NUMBERS

	STEWART, Tony	Penn State	TE	2007-09	92	MORRIS, Riley*	Florida A&M	DE	1962
	AUSBERRY, David	USC	TE	2011-14		McMILLEN, Dan	Colorado	LB	1987
87	POWELL, Charley	None	DE	1960-61		KING, Emanuel	Alabama	LB	1989
	MISCHAK, Bob*	Army	TE-G	1963		GLOVER, La'Roi	San Diego State	DT	1996
	MIRICH, Rex*	Northern Arizona	DT	1964-65		AMEY, Vince	Arizona State	DT	1998
	CHESTER, Raymond*	Morgan State	TE	1970-72		SANDS, Terdell*	Tenn.-Chattanooga	DT	2003
	CASPER, Dave	Notre Dame	TE	1974-80,84		IOANE, Junior	Arizona State	DT	2000-02
	HASSELBECK, Don	Colorado	TE	1983		WASHINGTON, Ted	Louisville	DT	2004-05
	JUNKIN, Trey*	Louisiana Tech	LS	1985-89		SEYMOUR, Richard	Georgia	DE-DT	2009-12
	LOCKETT, Wade	Cal State-Fullerton	WR	1987		McGEE, Stacy	Oklahoma	DT	2013-14
	BARTLEWSKI, Rich	Fresno State	TE	1990	93	TOWNSEND, Greg	TCU	DE-LB	1983-93,97
	GLOVER, Andrew	Grambling	TE	1991-96		BALL, Jerry	SMU	DT	1994-96
	BRIGHAM, Jeremy	Washington	TE	1998-02		HARRIS, James	Temple	DE	1998-99
	WHITTED, Alvis	North Carolina St.	WR	2002-06		ARMSTRONG, Trace	Florida	DE	2001-03
	LELIE, Ashley	Hawaii	WR	2008		KELLY, Tommy	Mississippi State	DT	2004-12
	BOSS, Kevin	Western Oregon	TE	2011		HUNTER, Jason	Appalachian State	DE	2013
	LEONHARDT, Brian	Bemidji State	TE	2014		LUMPKIN, Ricky*	Kentucky	DL	2014
88	JELACIC, Jon	Minnesota	DE	1961-64	94	FRANKS, Elvis	Morgan State	DE	1985-86
	KOCOUREK, Dave	Wisconsin	TE	1967-68		GOLTZ, Rick	Simon Fraser	DE	1987
	MOORE, Bob	Stanford	TE	1971-75		COSTELLO, Joe	Central Connecticut	LB	1989
	CHESTER, Raymond*	Morgan State	TE	1978-81		SMITH, Anthony	Arizona	DE	1991-97
	SEALE, Sam*	Western St. (Colo.)	WR-DB	1984		BRYANT, Tony	Florida State	DE	1999-02
	BARSDALE, Rod	Arizona	WR	1986		STUBBLEFIELD, Dana	Kansas	DT	2003
	WOODS, Chris	Auburn	WR	1987-88		GBAJA-BIAMILA, Akbar*	San Diego State	DE-LB	2004
	HORTON, Ethan*	North Carolina	RB-TE	1989-93		HUNTLEY, Kevin	Kansas State	DE	2006
	WILLIAMS, Jamie	Nebraska	TE	1994		ALSTON, Jon*	Stanford	LB	2007
	CASH, Kerry	Texas	TE	1995		THOMAS, Robert*	UCLA	LB	2008
	TRUITT, Olanda	Mississippi State	WR	1996-97		JOSEPH, William*	Miami (Fla.)	DT	2009
	DUNN, David	Fresno State	WR-KR	2000-01		ALFORD, Jay	Penn State	DT	2010
	JOLLEY, Doug	BYU	TE	2002-04		MOSS, Jarvis	Florida	DE	2010-11
	ADKISSON, James	South Carolina	TE	2005-06		BURNETT, Kevin	Tennessee	LB	2013
	FLEMISTER, Zeron	Iowa	TE	2005		SMITH, Antonio	Oklahoma State	DT	2014
	KASA, Nick	Colorado	TE	2013-14	95	BUCZKOWSKI, Bob	Pittsburgh	DE	1987
89	PREBOLA, Gene	Boston University	TE	1960		CORMIER, Joe	USC	LB	1987
	MILLER, Bill	Miami (Fla.)	WR	1964,66-68		CHARLES, Mike	Syracuse	DT	1990
	BUIE, Drew	Catawba	WR	1969-71		ROBBINS, Austin	North Carolina	DT	1994-95,00
	SWEENEY, Steve	California	WR	1973		GRANT, DeLawrence*	Oregon State	DE-LB	2001
	KWALICK, Ted	Penn State	TE	1975-77		ADAMS, Sam	Texas A&M	DT	2002
	MARTINI, Rich	UC Davis	WR	1979-80		BROMELL, Lorenzo	Clemson	DE	2003
	PATTISON, Mark	Washington	WR	1986		JASPER, Ed	Texas A&M	DT	2005
	ALEXANDER, Mike	Penn State	WR	1989		COOPER, Marquis	Washington	LB	2008
	WRIGHT, Alexander	Auburn	WR	1992-94		BRODINE, Mason	Nebraska-Kearney	DE	2011
	JUNKIN, Trey*	Louisiana Tech	TE	1996		BURNETT, Kaelin	Nevada	LB	2012-13
	ROSENSTEIL, Bob	Eastern Illinois	TE	1997		MAYOWA, Benson	Idaho	DE	2014
	WILLIAMS, Rodney	Arizona	WR	1998-99	96	BROWN, Ron*	USC	DE	1987
	FULCHER, Mondriel	Miami (Fla.)	TE	2000-02		TAYLOR, Malcolm	Tennessee State	DT	1987-88
	CURRY, Ronald*	North Carolina	WR	2003-08		WHITE, Alberto	Texas Southern	DE	1994
	MILLER, Nick	Southern Utah	WR	2009-11		BUTCHER, Paul	Wayne State	LB	1996
	JONES, James	San Jose State	WR	2014		RUSSELL, Darrell	USC	DT-DE	1997-01
90	JONES, Willie	Florida State	DE	1979-82		IRONS, Grant	Notre Dame	DE	2003-06
	McCOY, Larry	Lamar	LB	1984		JOSEPH, William*	Miami (Fla.)	DT	2008
	WISE, Mike	UC Davis	DE	1986-90		WIMBLEY, Kamerion	Florida State	LB	2010-11
	GOODLOW, Darryl	Oklahoma	LB	1987		BILUKIDI, Christo	Georgia State	DT	2012-13
	JACKSON, Grady	Knoxville	DT	1997-01		AUTRY, Denico	Mississippi State	DE	2014
	COLEMAN, Kenyon	UCLA	DE	2002	97	ACKERMAN, Rick*	Memphis State	DT	1984
	GILBERT, Sean	Pittsburgh	DT	2003		GRIMES, Phil	Central Missouri	DE	1987
	SANDS, Terdell*	Tenn.-Chattanooga	DT	2004-08		MRAZ, Mark	Utah State	DE	1989
	BRYANT, Desmond	Harvard	DT	2009-12		BURTON, Ron	North Carolina	LB	1990
	SIMS, Pat	Auburn	DT	2013-14		BROUGHTON, Willie	Miami (Fla.)	DT	1992-93
91	VAN PELT, Brad	Michigan State	LB	1984-85		MARYLAND, Russell*	Miami (Fla.)	DT	1996
	JACKSON, Leonard	Oklahoma State	LB	1987		PARRELLA, John	Nebraska	DT	2002-04
	WASHINGTON, Ronnie	NE Louisiana	LB	1987		GUNHEIM, Greyson	Washington	DE	2008-09
	McGLOCKTON, Chester	Clemson	DT	1992-97		CARTER, Andre	California	DE	2012
	UPSHAW, Regan	California	DE	2000-02		MUIR, Daniel	Kent State	DT	2013
	BRAYTON, Tyler	Colorado	DE	2003-07					
	SCOTT, Trevor	Buffalo	DE-LB	2008-11					
	CRAWFORD, Jack	Penn State	DE	2012-13					
	TUCK, Justin	Notre Dame	DE	2014					

ALL-TIME NUMBERS

98 WILLIS, Mitch	SMU	DT	1985-88
HUNLEY, Ricky	Arizona	LB	1989-90
JOHNSON, Kevin	Texas Southern	DT	1997
OSBORNE, Chuck	Arizona	DT	1998-99
MICKELL, Darren	Florida	DE	2001
GBAJA-BIAMILA, Akbar*	San Diego State	DE-LB	2003
HAMILTON, Bobby	Southern Mississippi	DE	2004-05
RICHARDSON, Jay	Ohio State	DE	2007-09
WALKER, Vance	Georgia Tech	DT	2013
WILSON, C.J.	East Carolina	DL	2014

99 VAUGHAN, Ruben	Colorado	DT-DE	1982
JONES, Sean	Northeastern	DE	1984-87
MOSS, Winston	Miami (Fla.)	LB	1991-94
BRUCE, Aundray*	Auburn	DE	1995-98
TAVES, Josh	Northeastern	DE	2000-01
GRANT, DeLawrence*	Oregon State	DE-LB	2002-03
SAPP, Warren	Miami (Fla.)	DT	2004-07
ELLIS, Greg	North Carolina	DE	2009
HOUSTON, Lamarr	Texas	DE	2010-13

N/A JOHNSTON, Mark	Northwestern	DB	1964
MURDOCK, Jesse	California Western	RB	1963

All players listed have played in at least one regular season game in the corresponding jersey number; Players listed on a numerical program or on the active roster without being credited with a "game played" were omitted; Players who wore multiple numbers during their Raiders tenure are denoted with an asterisk ()*



FB Hewritt Dixon

ALL-TIME DRAFTS

1960

(First selections)

Jim Andreotti, C, Northwestern
Maxie Baughan, C, Georgia Tech
George Blanch, HB, Texas
Cloyd Boyette, T-G, Texas
Willie Boykin, T, Michigan
Carmen Cavalli, E, Richmond
Jim Chastain, T-G, Michigan State
Fran Curci, QB, Miami
Carroll Dale, E, Virginia Tech
Purcell Daniels, FB, Pepperdine
Don Deskin, T, Michigan
Leon Dumbrowski, T-G, Delaware
Ken Fitch, T, Kansas
Dale Hackbart, QB, Wisconsin
Abner Haynes, HB, No. Texas St.
Vin Hogan, HB, Boston College
Bob Jarus, HB, Purdue
Earl Kohlhaas, G, Penn State
Bobby Lackey, QB, Texas
Neil MacLean, FB, Wake Forest
Larry Muff, E, Benedictine
Don Norton, E, Iowa
Jim O'Brien, T, Boston College
Jim Otto, C, Miami (Fla.)
Chuck Pollard, E, Rice
Billy Roland, G, Georgia
Ray Smith, FB, UCLA
Wade Smith, HB, North Carolina
Jerry Stalcup, G, Wisconsin
John Wilcox, T, Oregon
Al Witcher, E, Baylor
Silas Woods, HB, Marquette
Mike Wright, T, Minnesota

(Second selections)

C.J. Alexander, HB, Southeastern
Pervis Atkins, HB, New Mexico St.
Al Bansavage, T-G, USC
Walter Beach, HB, Central Michigan
Johnny Brewer, E, Mississippi
Don Edington, E, Florida
Howard Evans, C, Houston
Fred Hageman, C, Kansas
Bill Herron, E, Georgia
Bob Hogue, T-G, Shepherd
Gerald Lambert, T-G, Texas A&I
Sam McCord, QB, East Texas St.
Rich Mostardo, HB, Kent State
Bob Parker, T-G, East Texas State
Tony Polychronis, T-G, Utah
Dan Sheehan, T-G, Tenn.-Chattanooga
Howard Turley, E, Louisville
Jim Williams, T-G, North Carolina
Jim Woodward, T-G, Lamar

1961

Rd. Overall

Rd.	Overall	Player, Pos., School
1	4	Joe Rutgens, T, Illinois
2	12	George Fleming, HB, Washington
3	20	Myron Pottios, G, Notre Dame
4	28	Elbert Kimbrough, E, Northwestern
5	36	Dick Norman, QB, Stanford
6	44	Bobby Crespino, HB, Mississippi
7	52	Ray Purdin, HB, Northwestern
8	57	Tom Watkins, HB, Iowa State
9	68	Lowndes Shingler, QB, Clemson
10	76	Ken Peterson, T, Utah
11	84	Dave Mayberry, FB, Utah State
12	92	Bob Schmitz, G, Montana State
13	100	Gerald Burch, E, Georgia Tech
14	108	Clark Miller, T, Utah State
15	116	Bob Coolbaugh, E, Richmond
16	124	Chuck Lamson, HB, Wyoming
17	132	Joe Novsek, T, Tulsa
18	140	Joe Krakoski, HB, Illinois

19 148 Charles Fuller, HB, San Francisco St.
20 156 Preston Powell, FB, Grambling
21 164 Mike Jones, QB, San Jose State
22 172 Blayne Jones, G, Idaho State
23 180 Roger Fisher, C, Utah State
24 188 Jack Novak, G, Miami (Fla.)
25 196 Paul Yanke, E, Northwestern
26 204 Dean Hinshaw, T, Stanford
27 212 Clair Appledoom, E, San Jose St.
28 220 Dave Grosz, QB, Oregon
29 228 Ed Morris, T, Indiana
30 236 Bill Face, HB, Stanford

1962

1	1	Roman Gabriel, QB, No. Carolina St
2	9	Lance Alworth, FL, Arkansas
3	17	Ed Pine, C, Utah
4	25	John Myers, T, Washington
5	33	Joe Hernandez, HB, Arizona
6	41	Dan Birdwell, C, Houston
7	49	Jim Norris, T, Houston
8	57	Ferrell Yarbrough, E, Northwestern
9	65	Jim Dillard, HB, Oklahoma State
10	73	Henry Rivera, HB, Oregon State
12	89	Jim Skaggs, G, Washington
12	94	Oscar Donahue, E, San Jose State
13	97	George Pierovich, FB, California
14	105	Bert Coan, HB, Kansas
15	113	Floyd Dean, E, Florida
16	121	Pat Russ, T, Purdue
17	129	Larry Ferguson, HB, Iowa
18	137	Jim Vollenweider, FB, Miami
19	145	Dennis Spurlock, QB, Whitworth
19	146	Kent Horne, T, BYU
20	153	John Sutro, G, San Jose State
21	161	Bill Tunncliff, FB, Michigan
22	169	Jim Cadile, E, San Jose State
23	177	Elvin Basham, G, Kansas
24	185	Mickey Bruce, G, Oregon
25	193	Tom Cagaanan, HB, Utah State
26	201	Fred Miller, T, LSU
27	209	Keith Luhnow, FB, Santa Ana J.C.
28	217	Marv Marinovich, T, USC
29	225	Leon Donahue, E, San Jose State
30	233	Pete Nicklas, T, Baylor
31	241	Bob Elliot, FB, North Carolina
32	249	Bobby Richards, DE, LSU
33	257	Eugene White, HB, Florida A&M
34	265	Bill Worrell, T, Georgia

1963

6	41	Butch Wilson, HB, Alabama
7	49	Dave Costa, T, Utah
8	57	Roger Locke, E, Arizona State
9	65	Jerry Logan, HB, West Texas State
10	73	Ray Schoenke, G, SMU
12	89	Walt Burdin, LB, McNeese State
12	95	Doyle Branson, HB, So. Oregon
13	97	Darnell Haney, E, Utah State
13	102	Drew Roberts, E, Humboldt State
15	113	Vern Burke, E, Oregon
16	121	Jim Moss, HB, West Virginia
17	129	John Murio, HB, Whitworth
18	137	Terry Dillon, HB, Montana
18	138	George Hogan, G, Texas A&M
19	145	Tony Fiorentino, G, UCLA
20	153	Rex Mirich, T, Arizona State
21	161	Neal Petties, HB, San Diego State
22	169	Hugh Campbell, E, Washington St.
23	177	Jon Anabo, QB, Fresno State
24	185	Dick Peters, T, Whittier
25	193	Bill McFarland, FB, Oklahoma St.
26	201	Dennis Claridge, QB, Nebraska
27	209	Dick Skelly, HB, Florida
28	217	Larry Campbell, FB, Utah State
29	225	Dick Anderson, E, Penn State

ALL-TIME DRAFTS

1964

1	7	Tony Lorick, HB, Arizona State
2	15	Dan Conners, T, Miami (Fla.)
3	23	George Bednar, T, Notre Dame
4	31	Bill Budness, LB, Boston University
5	39	Don Green, DB, Susquehanna
7	55	John Sapinsky, T, William & Mary
8	63	Vince Petno, DB, Citadel
9	71	John Williamson, G, Louisiana Tech
9	72	Herschel Turner, T, Kentucky
10	79	Mel Renfro, HB, Oregon
11	87	Larry Rakestraw, QB, Georgia
12	95	Billy Lothridge, QB, Georgia Tech
13	103	Mickey Babb, E, Georgia
14	111	Fred Polser, G, East Texas State
15	119	Mike Geirs, T, USC
16	127	Ron Wilkening, HB, No. Dakota St.
17	135	Fred Lewis, HB, Massachusetts
18	143	Ron Calcagno, QB, Santa Clara
19	151	Tom Michel, FB, East Carolina
20	159	Ed Beard, T, Tennessee
21	167	Carleton Oats, E, Florida A&M
22	175	Jim Long, FB, Fresno State
23	183	Bill Curry, C, Georgia Tech
24	191	Kent Francisco, T, UCLA
25	199	Terry Sieg, HB, Virginia
26	207	Gordon Guest, QB, Arkansas

1965

1	3	Harry Schuh, T, Memphis State
2	11	Fred Biletnikoff, WR, Florida State
3	19	Bob Svihus, T, USC
4	27	Gus Otto, LB, Missouri
9	67	Rich Zecher, T, Utah State
10	75	Craig Morton, QB, California
11	83	Bill Minor, LB, Illinois
13	99	Wally Mahle, DB, Syracuse
14	107	Loren Hawley, DB, California
15	115	Bill Cronin, DE, Boston College
16	123	Fred Hill, E, USC
17	131	Gary Porterfield, E, Tulsa
18	139	John Dugan, T, Holy Cross
19	147	Frank McClendon, T, Alabama
20	155	Bo Scott, HB, Ohio State

REDSHIRT

1	Larry Todd, HB, Arizona State
2	Jim Harvey, T, Mississippi
3	Steve Mass, T, Detroit
4	Mickey Cox, T, LSU
5	Bob Taylor, G, Cincinnati
6	Gregg Kent, T, Utah
7	John Carroll, T, Texas
8	Henry Pinkett, HB, Baylor
9	Frank Pennie, T, Florida State
10	Brent Berry, T, San Jose State
11	Tom Longo, DB, Notre Dame
12	Dennis Duncan, HB, Louisiana College

1966

1	63	Rodger Bird, DB, Kentucky
2	57	Butch Allison, T, Missouri
3	58	Tom Mitchell, E, Bucknell
4	71	Richard Tyson, G, Tulsa
5	59	Pete Banaszak, HB, Miami
7	60	Franklin McRae, T, Tennessee St.
9	80	Clifton Kinney, LB, San Diego State
10	89	Tony Jeter, E, Nebraska
11	98	Joe Labruzzo, HB, LSU
12	107	Wayne Foster, T, Washington State
13	116	John Niland, G, Iowa
14	125	Mike Johnson, HB, Kansas
15	134	Steve Renko, FB, Kansas
16	143	Craig Ritchey, DB, Stanford
17	152	Ted Holman, DB, Syracuse
18	161	Art Robinson, E, Florida A&M
19	170	Jack Shinholser, LB, Florida State
20	179	Steve Bowman, FB, Alabama

REDSHIRT

1	Rod Sherman, HB, USC
2	Tom Cichowski, T, Maryland
3	Ron Parson, E, Austin Peay
4	John Crumbacher, T, Tennessee
5	George Patton, T, Georgia
6	Dan Archer, T, Oregon
7	Bill Thomas, HB, Oklahoma
8	Ray Schmaltz, LB, San Diego St.
9	Mel Tom, LB, San Jose State
10	Joe O'Brien, FB, Texas-Arlington
11	Mike Brundage, QB, Oregon

1967

1	17	Gene Upshaw, G, Texas A&I
3	75	Bill Fairband, LB, Colorado
4	96	James Roy Jackson, E, Oklahoma
5	124	Gerald Warfield, HB, Mississippi
5	131	Mike Hibler, LB, Stanford
6	155	Rick Egloff, QB, Wyoming
7	176	Ron Lewellen, DT, Tennessee-Martin
8	188	Estes Banks, RB, Colorado
9	228	Mark Devilling, LB, Muskingum
10	253	Richard Sligh, T, No. Carolina Central
11	280	Dwayne Benson, LB, Hamline
12	306	Bob Kruse, T, Wayne State
13	332	Len Kleinpeter, E, SW Louisiana
14	363	Casey Boyett, E, BYU
15	384	Ben Woodson, HB, Utah
16	409	Don Bruce, G, Virginia Tech
17	436	Mike Cullin, DE, Slippery Rock



G Gene Upshaw

1968

1	25	Eldridge Dickey, QB, Tennessee St.
2	52	Ken Stabler, QB, Alabama
3	80	Art Shell, T, Maryland State
4	110	Charlie Smith, RB, Utah
5	136	John Naponic, T, Virginia
7	168	John Harper, C, Adams State
7	190	George Atkinson, DB, Morris Brown
9	244	John Eason, TE, Florida A&M
10	271	Rick Owens, DB, Pennsylvania
11	277	Marv Hubbard, FB, Colgate
11	298	Chip Oliver, LB, San Diego State
12	326	Larry Plantz, WR, Colorado
13	352	Larry Blackstone, RB, Fairmont St.
14	379	Ray Carlson, LB, Hamline
15	406	Mike Leinert, RB, Texas Tech
16	433	David Morrison, DB, SW Texas
17	460	Steve Berry, E, Catawba

1969

1	22	Art Thoms, DL, Syracuse
2	50	George Buehler, OL, Stanford
3	75	Lloyd Edwards, TE, San Diego St.
4	100	Ruby Jackson, DL, New Mexico St.
6A	136	Ken Newfield, RB, LSU

ALL-TIME DRAFTS

6B	153	Jackie Allen, DB, Baylor
7	178	Finnis Taylor, DB, Prairie View
9	234	Drew Buie, WR, Catawba
11	284	Harold Rice, LB, Tennessee A&I
12	317	Al Goddard, DB, J.C. Smith
13	334	Dave Husted, LB, Wabash
14	362	Harold Busby, WR, UCLA
15	387	Alvin Presnell, RB, Alabama A&M
16	412	Junior Davis, LB, Alabama
17	440	Billy Austin, G, Arkansas AM&N

1970

1	24	Raymond Chester, TE, Morgan St.
2	50	Ted Koy, RB, Texas
3	76	Gerald Irons, LB, Maryland State
4	102	Tony Cline, LB, Miami
5	128	Art Laster, T, Maryland State
6	154	Alvin Wyatt, DB, Bethune-Cookman
7	180	Steve Svitek, LB, Boise State
8	207	Mike Wynn, DE, Nebraska
9	232	Ike Hill, DB, Catawba
10	258	Gordon Bosserman, T, UCLA
11	284	Emery Hicks, LB, Kansas
12	310	Jerry DeLoach, G, UC Davis
13	336	Don Highsmith, R, Michigan St.
14	362	John Riley, K, Auburn
15	392	Fred Moore, DB, Washington
16	414	Tim Roth, C, South Dakota State
17	439	Eric Stolberg, WR, Indiana

1971

1	19	Jack Tatum, DB, Ohio State
2	45	Phil Villapiano, LB, Bowling Green
3	73	Warren Koegel, C, Penn State
4	97	Clarence Davis, RB, USC
5	123	Bob Moore, TE, Stanford
6	149	Greg Slough, LB, USC
7	157	Don Martin, DB, Yale
9	227	Dave Garnett, RB, Pittsburgh
10A	238	Bill West, DB, Tennessee State
10B	253	Tim Oesterling, DT, UCLA
11	279	James Poston, DT, South Carolina
12	305	Horace Jones, DE, Louisville
13	334	Mick Natzel, DB, Central Michigan
14	357	Tom Gipson, DT, North Texas State
15	383	Andy Giles, LB, William & Mary
16	412	Tony Stawarz, DB, Miami (Fla.)
17	442	Chuck Hill, WR, Sam Houston St.

1972

1	21	Mike Siani, WR, Villanova
2A	33	Kelvin Korver, DT, NW Iowa
2B	43	John Vella, T, USC
3	72	Mel Lunsford, DE, Central St.
4A	98	Cliff Branch, WR, Colorado
4B	100	Dave Dalby, C, UCLA
6	131	Dan Medlin, DT, North Carolina St.
7A	176	Skip Thomas, DB, USC
7B	178	Dennis Pete, DB, San Francisco St.
8	202	Jackie Brown, RB, Stanford
9	228	Dave Bigler, RB, Morningside
10	254	Phil Price, DB, Idaho State
11	277	Joe Carroll, LB, Pittsburgh
12	306	Kent Gaydos, TE, Florida State
13	333	Ted Covington, WR, San Fernando St.
14	358	Dennis Cambal, RB, William & Mary
15A	364	Charles Hester, RB, Central St.
15B	384	Dave Snesrud, LB, Hamline
16	410	Willie Wright, WR, No. Carolina A&T

1973

1	23	Ray Guy, P, Southern Mississippi
2	49	Monte Johnson, LB, Nebraska
4A	92	Perry Smith, DB, Colorado State
4B	101	Joe Wylie, WR, Oklahoma
5A	124	Louis Neal, WR, Prairie View
5B	127	Ron Mikalajczyk, T, Tampa
6	153	Brent Myers, T, Purdue
7	179	Gary Weaver, LB, Fresno State

8	205	Mike Rae, QB, USC
9	231	Steve Sweeney, WR, California
10	257	Leo Allen, WR, Tuskegee
11	283	Jerry List, RB, Nebraska
12	309	James Krapf, LB, Alabama
14	361	Bruce Polen, DB, William Penn
15	387	David Leffers, G, Vanderbilt
16	413	Jerry Gadlin, WR, Wyoming
17	439	Mike Ryan, C, USC

SUPPLEMENTAL DRAFT

1	Blenda Gay, DE, Fayetteville State
---	------------------------------------

1974

1	19	Henry Lawrence, T, Florida A&M
2	45	Dave Casper, TE, Notre Dame
3	75	Mark van Eeghen, RB, Colgate
4	93	Morris Bradshaw, WR, Ohio State
5	123	Pete Wessel, DB, Northwestern
6	148	James McAlister, RB, UCLA
7	175	Rod Garcia, K, Stanford
9	227	Kenith Pope, DB, Oklahoma
10	253	Chris Arnold, DB, Virginia State
11	279	Harold Hart, RB, Texas Southern
12	305	Noe Gonzalez, RB, SW Texas St.
13	330	Mike Denney, LB, So. Mississippi
14	357	Don Willingham, RB, Wisc.-Milwaukee
15	383	Greg Mathis, DB, Idaho State
16	409	Delario Robinson, WR, Kansas
17	435	James Morris, DT, Missouri Valley

1975

1	24	Neal Colzie, DB, Ohio State
2	45	Charles Phillips, DB, USC
3	76	Louis Carter, RB, Maryland
5	128	David Humm, QB, Nebraska
7	180	James Daniels, DB, Texas A&M
9	232	Harry Knight, QB, Richmond
10	259	Steve Sylvester, G, Notre Dame
12	310	Jack Magee, C, Boston College
14	362	Tom Doyle, DB, Yale
15	389	Paul Careathers, RB, Tennessee

1976

2A	34	Charles Philyaw, DE, Texas Southern
2B	50	Jeb Blount, QB, Tulsa
3	84	Rik Bonness, LB, Nebraska
4	110	Herb McMath, DE, Morningside
5	146	Fred Steinfeld, K, Boston College
7	204	Clarence Chapman, WR, E. Michigan
8A	220	Jerome Dove, DB, Colorado State
8B	231	Terry Kunz, RB, Colorado
10	286	Dwight Lewis, DB, Purdue
11	313	Rick Jennings, RB, Maryland
12	343	Cedric Brown, DB, Kent State
13A	367	Craig Crnick, DE, Idaho
13B	370	Mark Young, G, Washington State
14	397	Calvin Young, RB, Fresno State
15	427	Carl Hargrave, DB, Upper Iowa
16	454	Doug Hogan, DB, USC
17A	478	Buddy Tate, DB, Tulsa
17B	481	Nate Beasley, RB, Delaware

1977

2A	35	Mike Davis, DB, Colorado
2B	57	Ted McKnight, RB, Minnesota-Duluth
4	112	Mickey Marvin, G, Tennessee
5A	126	Lester Hayes, DB, Texas A&M
5B	139	Jeff Barnes, LB, California
7	190	Rich Martini, WR, UC Davis
8	223	Terry Robiskie, RB, LSU
12A	317	Rod Martin, LB, USC
12B	334	Rolf Benirschke, K, UC Davis

1978

2	54	Dave Browning, DE, Washington
3A	57	Derrick Jensen, RB, Texas-Arlington
3B	82	Lindsey Mason, T, Kansas
4A	86	Maurice Harvey, DB, Ball State
4B	108	Joe Stewart, WR, Missouri
5	136	Derrick Ramsey, TE, Kentucky

ALL-TIME DRAFTS

6A	143	Tom Davis, C, Nebraska
6B	164	Mike Levenseller, WR, Washington St.
7A	176	Arthur Whittington, RB, SMU
7B	192	Earl Inmon, LB, Bethune-Cookman
8	207	Mark Nickols, LB, Colorado State
11A	291	Dean Jones, WR, Fresno State
11B	304	Bob Glazebrook, DB, Fresno State
12	332	Joe Connon, WR, Pacific

1979

2	42	Willie Jones, DE, Florida State
6A	142	Ira Matthews, KR, Wisconsin
6B	156	Henry Williams, DB, San Diego State
7	175	Jack Matia, T, Drake
8	209	Robert Hawkins, RB, Kentucky
9	238	Jim Rourke, T, Boston College
10	259	Ricky Smith, DB, Tulane
11	294	Bruce Davis, T, UCLA
12A	316	Dirk Abernathy, DB, Bowling Green
12B	320	Reggie Kinlaw, DT, Oklahoma

1980

1	15	Marc Wilson, QB, BYU
2	43	Matt Millen, LB, Penn State
5A	125	Kenny Lewis, RB, Virginia Tech
5B	126	John Adams, LB, LSU
5C	128	William Bowens, LB, North Carolina
7	173	Malcolm Barnwell, WR, Virginia Union
8	194	Kenny Hill, DB, Yale
10	264	Walter Carter, DT, Florida State
11	291	Mike Massey, LB, Arkansas
12	322	Calvin Muhammad, WR, Texas Southern

1981

1A	21	Ted Watts, CB, Texas Tech
1B	23	Curt Marsh, T, Washington
2	48	Howie Long, DE, Villanova
4	111	Johnny Robinson, DT, Louisiana Tech
5	118	James Davis, CB, Southern
9	248	Curt Mohl, T, UCLA
10	276	Frank Hawkins, RB, Nevada
11	304	Chester Willis, RB, Auburn
12	332	Phil Nelson, TE, Delaware



DE Howie Long

1982

1	10	Marcus Allen, RB, USC
2A	35	Jack Squirek, LB, Illinois
2B	37	Jim Romano, C, Penn State
3	64	Vann McElroy, S, Baylor
4	91	Ed Muransky, T, Michigan
5	123	Ed Jackson, LB, Louisiana Tech
7	177	Jeff Jackson, DE, Toledo
10	263	Rich D'Amico, LB, Penn State
11	289	Willie Turner, WR, LSU
12	316	Randy Smith, WR, East Texas State

1983

1	26	Don Mosebar, T, USC
2	54	Bill Pickel, DT, Rutgers

3	82	Tony Caldwell, LB, Washington
4	110	Greg Townsend, DE, TCU
5	138	Dokie Williams, WR, UCLA
7	194	Jeff McCall, RB, Clemson
8	222	Mike Dotterer, RB, Stanford
9	249	Kent Jordan, TE, St. Mary's
10	277	Mervyn Fernandez, WR, San Jose St.
11	333	Scott Lindquist, QB, No. Arizona

1984

2	51	Sean Jones, DT, Northeastern
3	84	Joe McCall, RB, Pittsburgh
5	127	Andy Parker, TE, Utah
6	168	Stacey Toran, S, Notre Dame
7	183	Mitch Willis, DE, SMU
8	224	Sam Seale, WR, Western State
11	282	Gardner Williams, CB, St. Mary's
12	336	Randy Essington, QB, Colorado

SUPPLEMENTAL DRAFT (USFL & CFL PLAYERS)

1	28	Chris Woods, WR, Auburn (Edmonton)
2	56	Stewart Hill, LB, Washington (Edmonton)
3	84	James Farr, G, Clemson (Washington)

1985

1	23	Jessie Hester, WR, Florida State
3A	79	Tim Moffett, WR, Mississippi
3B	80	Stefon Adams, DB, East Carolina
4	107	Jamie Kimmel, LB, Syracuse
5	135	Dan Reeder, RB, Delaware
6	143	Rusty Hilger, QB, Oklahoma State
7A	186	Kevin Belcher, T, Wisconsin
7B	188	Mark Pattison, WR, Washington
7C	191	Bret Clark, DB, Nebraska
7D	192	Nick Haden, C, Penn State
8	220	Leonard Wingate, DT, So. Carolina St.
9	246	Chris Sydnor, DB, Penn State
10A	275	Reggie McKenzie, LB, Tennessee
10B	276	Albert Myres, DB, Tulsa
11	303	Steve Strachan, RB, Boston College
12	332	Raymond Polk, DB, Oklahoma St.

1986

1	24	Bob Buczkowski, DE, Pittsburgh
3	80	Brad Cochran, CB, Michigan
4A	85	Mike Wise, DE, UC Davis
4B	103	Vance Mueller, RB, Occidental
4C	108	Napoleon McCallum, RB, Navy
6	164	Doug Marrone, T, Syracuse
7	191	Bill Lewis, C, Nebraska
8	219	Joe Mauntel, LB, Eastern Kentucky
9	246	Zeph Lee, RB, USC
10	275	Jeff Reinke, DE, Mankato State
11	302	Randall Webster, LB, SW Oklahoma St.
12	330	Larry Shephard, WR, Houston

1987

1	15	John Clay, T, Missouri
2	52	Bruce Wilkerson, T, Tennessee
3	81	Steve Smith, RB, Penn State
4	110	Steve Beuerlein, QB, Notre Dame
7	183	Bo Jackson, RB, Auburn
9	238	Scott Eccles, TE, E. New Mexico
10A	254	Rob Harrison, RB, Sacramento St.
10B	265	John Geseke, G, Sacramento St.
10C	273	Jim Ellis, LB, Boise State
11A	288	Chris McLemore, RB, Arizona
11B	294	Mario Perry, TE, Mississippi

1988

1A	6	Tim Brown, WR, Notre Dame
1B	9	Terry McDaniel, CB, Tennessee
1C	25	Scott Davis, DE, Illinois
4	90	Tim Rother, DT, Nebraska
5	131	Dennis Price, CB, UCLA
6	143	Erwin Grabisna, LB, Case W. Reserve
7	171	Derrick Crudup, DB, Oklahoma
8	199	Mike Alexander, WR, Penn State
9A	227	Reggie Ware, RB, Auburn
9B	229	Scott Tabor, P, California
10	255	Newt Harrell, G, West Texas State

ALL-TIME DRAFTS

11	283	David Weber, QB, Carroll College
12	311	Greg Kunkel, G, Kentucky
1989		
2	29	Steve Wisniewski, G, Penn State
6A	140	Jeff Francis, QB, Tennessee
6B	156	Doug Lloyd, RB, North Dakota St.
8	205	Derrick Gainer, RB, Florida A&M
9	235	Gary Gooden, WR, Indiana
10	262	Charles Jackson, DT, Jackson St.
1990		
1	11	Anthony Smith, DE, Arizona
2	37	Aaron Wallace, LB, Texas A&M
4	95	Torin Dorn, CB, North Carolina
6	149	Marcus Wilson, RB, Virginia
7	173	Garry Lewis, CB, Alcorn State
8	197	A.J. Jimerson, LB, Norfolk State
9	230	Leon Perry, RB, Oklahoma
11A	303	Ron Lewis, WR, Jackson State
11B	304	Myron Jones, RB, Fresno State
12A	317	Major Harris, QB, West Virginia
12B	331	Demetruis Davis, TE, Nevada
1991		
1	24	Todd Marinovich, QB, USC
2	43	Nick Bell, RB, Iowa
4	100	Raghib Ismail, WR, Notre Dame
6	146	Nolan Harrison, DT, Indiana
8A	213	Brian Jones, LB, Texas
8B	219	Todd Woulard, LB, Alabama A&M
9	247	Tahaun Lewis, CB, Nebraska
10	274	Andrew Glover, TE, Grambling
12	330	Dennis Johnson, CB, Winston-Salem
1992		
1	16	Chester McGlockton, DT, Clemson
2	32	Greg Skrepenak, T, Michigan
5	128	Derrick Hoskins, S, So. Mississippi
6	156	Tony Rowell, C, Florida
7A	173	Curtis Cotton, S, Nebraska
7B	185	Kevin Smith, RB, UCLA
10	268	Alberto White, LB, Texas Southern
12	324	Tom Roth, G, Southern Illinois
1993		
1	12	Patrick Bates, S, Texas A&M
3A	58	Billy Joe Hobert, QB, Washington
3B	72	James Trapp, CB, Clemson
5	125	Olanda Truitt, WR, Mississippi St.
7	181	Greg Biekert, LB, Colorado
8	208	Greg Robinson, RB, NE Louisiana
1994		
1	22	Rob Fredrickson, LB, Michigan St.
2	52	James Folston, DE, NE Louisiana
3	80	Calvin Jones, RB, Nebraska
4	120	Austin Robbins, DT, North Carolina
5	159	Roosevelt Patterson, G, Alabama
7	217	Rob Holmberg, LB, Penn State
1995		
1	18	Napoleon Kaufman, RB, Washington
2	49	Barret Robbins, C, TCU
3	86	Joe Aska, RB, Central State
4	118	Mike Morton, LB, North Carolina
5A	138	Matt Dyson, LB, Michigan
5B	154	Jeff Kysar, T, Arizona State
6	190	Eli Herring, T, BYU
1996		
1	9	Rickey Dudley, TE, Ohio State
2	57	Lance Johnstone, DE, Temple
5	166	La'Roi Glover, DT, San Diego State
6	183	Tim Hall, RB, Robert Morris
7A	220	Sedric Clark, LB, Tulsa
7B	224	Darius Smith, C, Sam Houston St.
7C	248	Joey Wylie, G, Stephen F. Austin
1997		
1	2	Darrell Russell, DT, USC
3A	72	Adam Treu, G, Nebraska
3B	85	Tim Kohn, G, Iowa State

4	123	Chad Levitt, RB, Cornell
6A	172	Calvin Branch, CB, Colorado St.
6B	193	Grady Jackson, DT, Knoxville
1998		
1A	4	Charles Woodson, CB, Michigan
1B	23	Mo Collins, T, Florida
2	31	Leon Bender, DT, Washington St.
3	63	Jon Ritchie, RB, Stanford
4	109	Gennaro DiNapoli, G, Virginia Tech
5A	127	Jeremy Brigham, TE, Washington
5B	152	Travian Smith, LB, Oklahoma
7A	230	Vince Amey, DE, Arizona State
7B	235	David Sanders, DE, Arkansas
1999		
1	18	Matt Stinchcomb, T, Georgia
2	40	Tony Bryant, DE, Florida State
4	102	Dameane Douglas, WR, California
5A	146	Eric Barton, LB, Maryland
5B	153	Rod Coleman, LB, East Carolina
6	188	Daren Yancey, DT, BYU
7	224	JoJuan Armour, LB, Miami (Ohio)
2000		
1	17	Sebastian Janikowski, K, Florida State
2	47	Jerry Porter, WR, West Virginia
4	107	Junior Ioane, DT, Arizona State
5	142	Shane Lechler, P, Texas A&M
7A	227	Mondriel Fulcher, TE, Miami (Fla.)
7B	231	Cliffton Black, S, SW Texas State
2001		
1	28	Derrick Gibson, S, Florida State
2	59	Marques Tuiaasopopo, QB, Washington
3	89	DeLawrence Grant, DE, Oregon State
5	158	Raymond Perryman, S, Northern Arizona
6	184	Chris Cooper, DT, Nebraska-Omaha
7A	228	Derek Combs, RB, Ohio State
7B	229	Ken-Yon Rambo, WR, Ohio State
2002		
1A	17	Phillip Buchanon, CB, Miami (Fla.)
1B	23	Napoleon Harris, LB, Northwestern
2A	53	Langston Walker, OL, California
2B	55	Doug Jolley, TE, BYU
5	147	Keryon Coleman, DE, UCLA
6A	189	Keyon Nash, S, Albany State (Ga.)
6B	197	Larry Ned, RB, San Diego State
7	235	Ronald Curry, QB, North Carolina
2003		
1A	31	Nnamdi Asomugha, CB, California
1B	32	Tyler Brayton, DE, Colorado
2	63	Teyo Johnson, TE, Stanford
3A	83	Sam Williams, DE, Fresno State
3B	96	Justin Fargas, RB, USC
4	129	Shurron Pierson, DE, South Florida
5	167	Doug Gabriel, WR, UCF
6	204	Dustin Rykert, T, BYU
7A	246	Siddeeq Shabazz, S, New Mexico St.
7B	262	Ryan Hoag, WR, Gustavus Adolphus
2004		
1	2	Robert Gallery, T, Iowa
2	45	Jake Grove, C, Virginia Tech
3	67	Stuart Schweigert, S, Purdue
4	99	Carlos Francis, WR, Texas Tech
5	134	Johnnie Morant, WR, Syracuse
6A	166	Shawn Johnson, DE, Delaware
6B	182	Cody Spencer, LB, North Texas
7A	245	Courtney Anderson, TE, San Jose St.
7B	255	Andre Sommersell, LB, Colorado State
2005		
1	23	Fabian Washington, CB, Nebraska
2	38	Stanford Routt, CB, Houston
3A	69	Andrew Walter, QB, Arizona State
3B	78	Kirk Morrison, LB, San Diego State
6A	175	Anttaj Hawthorne, DT, Wisconsin
6B	212	Ryan Riddle, LB, California
6C	214	Pete McMahon, T, Iowa

ALL-TIME DRAFTS

2006

1	7	Michael Huff, DB, Texas
2	38	Thomas Howard, LB, UTEP
3	69	Paul McQuistan, OL, Weber State
4	101	Darnell Bing, LB, USC
6	176	Kevin Boothe, OL, Cornell
7A	214	Chris Morris, OL, Michigan State
7B	255	Kevin McMahan, WR, Maine

2007

1	1	JaMarcus Russell, QB, LSU
2	38	Zach Miller, TE, Arizona State
3A	65	Quentin Moses, DE, Georgia
3B	91	Mario Henderson, T, Florida State
3C	99	Johnnie Lee Higgins, WR, UTEP
4A	100	Michael Bush, RB, Louisville
4B	110	John Bowie, CB, Cincinnati
5A	138	Jay Richardson, DE, Ohio State
5B	165	Eric Frampton, S, Washington State
6	175	Oren O'Neal, RB, Arkansas State
7	254	Jonathan Holland, WR, Louisiana Tech

2008

1	4	Darren McFadden, RB, Arkansas
4A	100	Tyvon Branch, DB, Connecticut
4B	125	Arman Shields, WR, Richmond
6	169	Trevor Scott, DE, Buffalo
7	226	Chaz Schilens, WR, San Diego State

2009

1	7	Darrius Heyward-Bey, WR, Maryland
2	47	Mike Mitchell, S, Ohio
3	77	Matt Shaughnessy, DE, Wisconsin
4A	124	Louis Murphy, WR, Florida
4B	126	Slade Norris, LB, Oregon State
6A	199	Stryker Sulak, DE, Missouri
6B	202	Brandon Myers, TE, Iowa

2010

1	8	Rolando McClain, LB, Alabama
2	44	Lamar Houston, DE, Texas
3	69	Jared Veldheer, T, Hillsdale
4A	106	Bruce Campbell, T, Maryland
4B	108	Jacoby Ford, WR, Clemson
5	138	Walter McFadden, CB, Auburn
6	190	Travis Goethel, LB, Arizona State
7A	215	Jeremy Ware, CB, Michigan State
7B	251	Stevie Brown, S, Michigan

2011

2	48	Stefen Wisniewski, C, Penn State
3A	81	DeMarcus Van Dyke, CB, Miami (Fla.)
3B	92	Joe Barksdale, T, LSU
4A	113	Chimdi Chekwa, CB, Ohio State
4B	125	Taiwan Jones, RB, Eastern Washington
5	148	Denarius Moore, WR, Tennessee
6	181	Richard Gordon, TE, Miami (Fla.)
7	241	David Ausberry, TE, USC

SUPPLEMENTAL DRAFT

3		Terrelle Pryor, QB, Ohio State
---	--	--------------------------------

2012

3	95	Tony Bergstrom, G, Utah
4	129	Miles Burris, LB, San Diego State
5A	158	Jack Crawford, DE, Penn State
5B	168	Juron Criner, WR, Arizona
6	189	Christo Bilukidi, DT, Georgia State
7	230	Nathan Stupar, LB, Penn State

2013

1	12	DJ Hayden, CB, Houston
2	42	Menelik Watson, T, Florida State
3	66	Sio Moore, LB, Connecticut
4	112	Tyler Wilson, QB, Arkansas
6A	172	Nick Kasa, TE, Colorado
6B	181	Latavius Murray, RB, UCF
6C	184	Mychal Rivera, TE, Tennessee
6D	205	Stacy McGee, DT, Oklahoma
7A	209	Brice Butler, WR, San Diego State
7B	233	David Bass, DE, Missouri Western

2014

1	5	Khalil Mack, LB, Buffalo
2	36	Derek Carr, QB, Fresno State
3	81	Gabe Jackson, G, Mississippi State
4A	107	Justin Ellis, DT, Louisiana Tech
4B	116	Keith McGill, CB, Utah
7A	219	TJ Carrie, CB, Ohio
7B	235	Shelby Harris, DE, Illinois State
7C	247	Jonathan Dowling, S, Western Kentucky



GM Reggie McKenzie and LB Khalil Mack

2015

1	4	Amari Cooper, WR, Alabama
2	35	Mario Edwards, Jr., DE, Florida State
3	68	Clive Walford, TE, Miami (Fla.)
4	128	Jon Feliciano, G, Miami (Fla.)
5A	140	Ben Heeney, LB, Kansas
5B	161	Neiron Ball, LB, Florida
6	179	Max Valles, DE, Virginia
7A	218	Anthony Morris, T, Tennessee St.
7B	221	Andre Debose, WR, Florida
7C	242	Dexter McDonald, DB, Kansas

ALL-TIME ASSISTANT COACHES

Name	College	Position Coached	Years
ADAMS, Tim	Air Force	Strength and Conditioning	2003
ADOLPH, Dave	Akron	Linebackers	1989-91, 1997-98
ANNO, Sam	USC	Defensive Assistant	2015
APRIL, Bobby	Nicholls State	Special Teams Coordinator	2013-14
AVEZZANO, Joe	Florida State	Special Teams Coordinator	2004-05
BAYLESS, Martin	Bowling Green	Special Teams Assistant	2004-05
BIEKERT, Greg	Colorado	Linebackers	2011
BILETNIKOFF, Fred	Florida State	Quality Control-Offense/Wide Receivers	1989-2006
BOARD, Dwaine	North Carolina A&T	Defensive Line	2009
BOGHOSIAN, Sam	UCLA	Offensive Line	1979-87
BONIOL, Chris	Louisiana Tech	Assistant Special Teams	2014
BRESNAHAN, Chuck	Navy	Defensive Backs/Defensive Coordinator	1998-2003, 2011
BROWN, Willie	Grambling	Defensive Backs/Squad Development	1979-88, 1995-11
BUGEL, Joe	Western Kentucky	Assistant Head Coach-Offense	1995-96
BURNS, Keith	Arkansas	Assistant Special Teams	2012-13
CABLE, Tom	Idaho	Offensive Line	2007-08
CALLAHAN, Bill	Illinois Benedictine	Offensive Coordinator/Offensive Line/Tight Ends	1998-2001
CASULLO, Bob	Brockport State	Special Teams	2000-03
CLANCY, Sam	Pittsburgh	Defensive Line	2004-05
COE, Charles	Kansas State	Wide Receivers	2007
COLLETTTO, Jim	UCLA	Offensive Line	2005
CODY, Ed	Purdue	Assistant Coach	1960
CONKRIGHT, Red	Oklahoma	Defensive Coach	1962
CREGG, James	Colorado State	Assistant Offensive Line	2007-08
CUNNINGHAM, Gunther	Oregon	Linebackers/Defensive Line	1991-94
DAHMS, Tom	San Diego State	Defensive Line	1963-78
DAISHER, Ted	Western Michigan	Special Teams Coordinator	2006
DeFILIPPO, John	James Madison	Quarterbacks	2007-08, 2012-14
DICKSON, George	Notre Dame	Defensive Backfield	1961
DOWNING, Todd	Minnesota	Quarterbacks	2015
DUNN, John	Penn State	Strength and Conditioning	1987-89
EATMAN, Irv	UCLA	Co-Offensive Line	2006
ENGLEBERG, Buggsy	East Tennessee State	Kicking	1968
ERBER, Lew	Montclair State	Offensive Backfield/Wide Receivers	1976-81
ERKENBECK, Jim	San Diego State	Tight Ends	1999-2001
ETO, Darryl	Arizona	Assistant Strength and Conditioning	2015
FASSEL, Jim	Long Beach State	Quarterbacks	1995
FASSEL, John	Weber State	Asst. Special Teams/Special Teams	2008-11
FELDMAN, Marty	Stanford	Assistant Coach	1960-61
FISH, Jeff	Western Carolina	Strength and Conditioning	2004-07
FLORES, Tom	Pacific	Receivers	1972-78
FORD, Robert	Houston	Quality Control-Offense	2006
FOX, John	San Diego State	Defensive Coordinator	1994-95
FRANKLIN, Chet	Utah	Defensive Backfield	1980-86
FRANKLIN, Jethro	Fresno State	Defensive Line	2015
FULLER, Curtis	TCU	Quality Control-Special Teams	2007
GANSZ, Frank Jr	Citadel	Special Teams	1998-99
GIBBS, Alex	Davidson	Assistant to Head Coach	1988-89
GIEMONT, Garrett	Fullerton College	Strength and Conditioning	1995-2003
GILMORE, Ted	Wyoming	Wide Receivers	2012-14
GOMES, Joe	St. Mary's (England)	Strength and Conditioning	2015
GRIECO, John	Florida	Assistant Strength and Conditioning	2012-14
GRIFFITH, Justin	Mississippi State	Quality Control-Offense	2012-14
GRISWOLD, Chris	Hobart	Quality Control-Defense	2002-05
GRUNEISEN, Sam	Villanova	Linebackers	1987-90
GUIDICI, Fred	San Jose State	Quality Control-Defense	1995
GUY, John	North Carolina A&T	Defensive Assistant	1995-97
HACKETT, Paul	UC Davis	Quarterbacks	2009-10
HALL, Sid	Pacific	Linebackers	1969-70
HALUCHAK, Mike	USC	Linebackers	2009-10
HAMILTON, Ray	Oklahoma	Defensive Line	1993-94
HANSON, Randy	Pacific (Ore.)	Assistant Defensive Backs/Assistant Coach, Defense	2007-09
HARBAUGH, Jim	Michigan	Offensive Assistant	2002-03
HARRIS, Bishop	North Carolina Central	Running Backs	1995-97
HASLETT, Jim	Indiana of Pennsylvania	Linebackers	1993-94
HELTON, Kim	Florida	Offensive Line	1990-92
HENRY, Adam	McNeese State	Quality Control-Offense/Tight Ends	2007-11
HOFFMAN, Steve	Dickinson (Penn.)	Special Teams Coordinator	2012
HOLLAND, Johnny	Texas A&M	Linebackers	2012
HOLLOVAK, Mike	Boston College	Receivers	1971
HOLT, Tim	Southern Connecticut St.	Assistant Offensive Line	2015
HOLZ, Nick	Colorado	Offensive Assistant/Quality Control-Offense	2012-15
HUNLEY, Ricky	Arizona	Assistant Linebackers	2011
HUTSON, Mark	Oklahoma	Tight Ends	2012-14

ALL-TIME ASSISTANT COACHES

Name	College	Position Coached	Years
JACKSON, Hue	Pacific	Offensive Coordinator	2010
JENKINS, Robert	UCLA	Offensive Assistant	1997-98
JOHNSON, Bobby	Miami (Ohio)	Tight Ends	2015
JOHNSON, Don	Jersey City State	Assistant Defensive Line	2007-08
JONES, Pat	Arkansas	Outside Linebackers	2004-05
JONES, Ronnie	Northeast Oklahoma	Linebackers	1992
JORGE, Ernie	St. Mary's	Assistant Coach	1960
KALMINAR, Tom	Nevada	Offensive Backfield	1960-62
KENNAN, Larry	La Verne	Quarterbacks	1982-87, 1996
KUJOWSKI, Kevin	Appalachian State	Strength and Conditioning Assistant	2015
KNAPP, Greg	Sacramento State	Offensive Coordinator	2007-08, 2012
KROMER, Aaron	Miami (Ohio)	Offensive Assistant/Offensive Line	2001-04
LAL, Sanjay	Washington	Quality Control-Offense/Wide Receivers	2007-11
LEGGETT, Earl	Louisiana State	Defensive Line	1979-88, 1991-92
LEONE, Bert	Ohio State	Quality Control-Defense	2009
LOFTON, James	Stanford	Wide Receivers	2008
LOPEZ, Clayton	Nevada	Defensive Backs	2004-05, 2012-14
LOWE, Woodrow	Alabama	Defensive Assistant	1999-2000
LYNN, Johnnie	UCLA	Defensive Backs	2012-14
LYNN, Ron	Mt. Union	Defensive Backs	2000-03
MADDEN, John	Cal Poly, San Luis Obispo	Linebackers	1967-68
MADDOCK, Bob	Notre Dame	Defensive Line	1963
MADRO, Joe	Ohio State	Assistant Coach	1977-82
MALAVASI, Ray	Mississippi State	Linebackers	1971-72
MARINOVICH, Marv	Southern California	Strength	1968-70
MARSHALL, John	Washington State	Defensive Coordinator	2009-10
MARTIN, Don	Harvard	Quality Control-Defense	1998-2003
MARTINDALE, Don	Defiance College	Inside Linebackers/Linebackers	2004-08
MARTINEZ, George	NW Oklahoma State	Quality Control-Defense	2006-08
McCABE, Richard	Pittsburgh	Defensive Backfield	1969-70
McELWAIN, Jim	Eastern Washington	Quarterbacks	2006
McKINNEY, Odis	Colorado	Defensive Backs	1990-94
MEYERS, Bill	Stanford	Offensive Line/Assistant to Head Coach-Tight Ends, Tackles	1993-97
MICHAELS, Walt	Washington & Lee	Assistant Coach	1962
MICHALCZIK, Jim	Washington State	Offensive Line	2009-10
MILLARD, Keith	Washington State	Defensive Line Assistant/Defensive Line	2005-08
MILLER, Al	Northeast Louisiana	Strength and Conditioning	2012-13
MILLER, Wes	Missouri State	Strength and Conditioning Assistant	2015
MISCHAK, Bob	Army	Tight Ends	1973-74, 1979-87, 1994
MOORE, Myrel	California-Davis	Linebackers	1978-79
MOORE, Rob	Syracuse	Wide Receivers	2015
MORGAN, Chris	Colorado	Assistant Offensive Line	2009-10
MORTON, John	Western Michigan	Offensive Assistant/Tight Ends	1998-2004
MUSGRAVE, Bill	Oregon	Quarterbacks/Offensive Coordinator	1997, 2015
NICOLAU, Nick	Southern Connecticut	Wide Receivers	1988
NORTON, Jr., Ken	UCLA	Defensive Coordinator	2015
NORVELL, Jay	Iowa	Tight Ends	2002-03
OLSON, Greg	Central Washington	Offensive Coordinator	2013-14
ORTMAYER, Steve	La Verne	Football Ops/Special Teams	1978-86, 1990-94
PAGAC, Fred	Ohio State	Linebackers	2001-06
PAGANO, Chuck	Wyoming	Defensive Assistant	2005-06
PARMALEE, Bernie	Ball State	Running Backs	2015
PEETE, Skip	Kansas	Running Backs	1998-06
PEETZ, Jake	Nebraska	Senior Offensive Assistant	2015
PELCH, Aaron	Weber State	Assistant Special Teams	2009
PERKINS, Ray	Alabama	Offensive Coordinator	1997
PERRY, Darren	Penn State	Defensive Backs	2007-08
PETERS, Floyd	San Francisco State	Defensive Line	1995-96
POLLACK, Frank	Northern Arizona	Offensive Line	2012
POLONCHEK, John	Michigan State	Offensive Backfield	1967-71
RATHMAN, Tom	Nebraska	Running Backs	2007-08
RAUCH, John	Georgia	Offensive Backs	1963-65
RAYE, Jimmy	Michigan State	Assistant Head Coach/Offensive Coordinator	2004-05
REILLY, Jack	Long Beach State	Offensive Backs	1994
ROACH, Paul	Black Hills State	Offensive Backfield	1972-74
ROBERTSON, Marcus	Iowa State	Assistant Defensive Backs/Defensive Backs	2014-15
ROBINSON, John	Oregon	Offensive Backfield	1975
ROBISKIE, Terry	LSU	Coaches Assistant/Tight Ends	1982-93
RODRIGUEZ, Pete	Western State (Colo.)	Special Teams	1988-89
ROLL, Brad	Stephen F. Austin	Strength and Conditioning	2008-11
ROSS, Kevin	Temple	Defensive Backs	2010-11
ROSS, Robin	Washington State	Linebackers	1999-2000
ROWEN, Keith	Stanford	Offensive Line	1997-98
RYAN, Rob	SW Oklahoma State	Defensive Coordinator	2004-08

ALL-TIME ASSISTANT COACHES

Name	College	Position Coached	Years
SANDERS, Bob	Davidson	Linebackers	2013-14
SANDERS, Eric	UC Davis	Quality Control-Offense/Quality Control-Defense	2010-14
SARKISIAN, Steve	Brigham Young	Quarterbacks	2004
SAUNDERS, Al	San Jose State	Offensive Coordinator/Sr. Offensive Assistant	2011-14
SCANGARELLO, Rich	Sacramento State	Quality Control-Offense	2009
SCANNELLA, Joe	Lehigh	Special Teams/Offensive Backs	1972-77, 1987-93
SCHLEICHER	Penn State	Linebackers	1965
SCHNEIDER, Brian	Colorado State	Special Teams Coordinator	2007-08
SEELY, Brad	South Dakota State	Special Teams Coordinator	2015
SHAFFER, Steve	Utah State	Defensive Backs	1995-97
SHAW, David	Stanford	Quality Control-Offense/Quarterbacks	1998-2001
SHAW, Willie	New Mexico	Defensive Coordinator	1998-99
SHELL, Art	Maryland State	Offensive Line	1983-89
SHINNICK, Don	UCLA	Linebackers	1973-77
SHOOP, John	University of the South	Tight Ends	2005-06
SIMS, Darryl	Wisconsin	Assistant Defensive Line	2006
SKIPPER, Kelly	Fresno State	Tight Ends/Running Backs	2007-14
SLATER, Jackie	Jackson State	Co-Offensive Line	2006
SMITH, Tracy	LSU	Assistant Special Teams	2015
SMITH, Travis	Cal Poly	Defensive Assistant/Quality Control-Defense	2012-15
SPARANO, Tony	New Haven	Asst. Head Coach/Offensive Line	2013-14
SPENCER, Kevin	Springfield	Special Teams	1995-97
SPENCER, Oliver	Kansas	Offensive Line/Defensive Line	1962-79
STANTON, Jack	North Carolina State	Defensive Backs	1989-94
STEPHENS, Vernon	North Florida	Assistant Strength and Conditioning	2014
STEVENS, Gary	John Carroll	Quarterbacks	1998-2000
SUMNER, Charles	William & Mary	Defensive Backfield/Linebackers	1963-68, 1979-83, 1987-88
SUNSERI, Sal	Pittsburgh	Linebackers	2015
SWEENEY, Jim	Portland State	Special Teams	1978
TARVER, Jason	Santa Clara	Defensive Coordinator	2012-14
TICE, Mike	Maryland	Offensive Line	2015
TILLMAN, Rusty	Northern Arizona	Special Teams	1996-97
TOLLNER, Ted	Cal Poly, San Luis Obispo	Passing Game Coordinator	2009-10
TRESTMAN, Marc	Morehead State	Senior Assistant/Offensive Coordinator	2001-03
TURNER, Chris	Long Beach State	Offensive Assistant	2002-05
URBANIK, Bill	Ohio State	Defensive Line	1989-90, 1997
VIESELMAYER, Brent	Redlands	Assistant Linebackers	2015
WALSH, Bill	San Jose State	Offensive Backfield	1966
WALSH, Tom	U.C. Santa Barbara	Wide Receivers/Quarterbacks/Offensive Coordinator	1982-94, 2006
WARD, Lorenzo	Alabama	Assistant Defensive Backs/Special Teams	2006
WARREN, Jimmy	Illinois	Defensive Backs	1987-88
WASHINGTON, Lionel	Tulane	Defensive Backs	2009-10
WAUFLE, Mike	Utah State	Defensive Line	1998-2003, 2010-11
WHITE, Mike	California	Quarterbacks/Offensive Line	1990-94
WHITTINGHAM, Fred	Cal Poly, San Luis Obispo	Linebackers	1995-97
WHITTINGTON, Arthur	Southern Methodist	Assistant	1993-94
WILKERSON, Doug	North Carolina Central	Strength and Conditioning	1994
WILLIAMS, Terrell	East Carolina	Defensive Line	2012-14
WILLSEY, Ray	California	Defensive Backfield/Offensive Backfield	1978-87
WILSON, Mike	Washington State	Wide Receivers	1995-96
WISNIOWSKI, Steve	Penn State	Assistant Offensive Line	2011-12
WOOD, Dick	Auburn	Ends	1969-70
WOODS, Joe	Illinois State	Defensive Backs	2014
WOODSON, Rod	Purdue	Assistant Coach, Cornerbacks/Assistant Defensive Backs	2011, 15
WYLIE, Bob	Roger Williams	Offensive Line	2011
ZEMAN, Bob	Wisconsin	Defensive Backfield/Linebackers	1971-77, 1984-86

ALL-LEAGUE SELECTIONS

- 1960 All-AFL: Center Jim Otto
- 1961 All-AFL: Center Jim Otto
- 1962 All-AFL: Center Jim Otto, defensive back Fred Williamson.
- 1963 All-AFL: Center Jim Otto, wide receiver Art Powell, running back Clem Daniels, defensive back Fred Williamson.
- 1964 All-AFL: Center Jim Otto, wide receiver Art Powell.
- 1965 All-AFL: Center Jim Otto, wide receiver Art Powell, defensive back Dave Grayson.
- 1966 All-AFL: Center Jim Otto, guard Wayne Hawkins, defensive back Kent McCloughan.
- 1967 All-AFL: Center Jim Otto, guard Gene Upshaw, tackle Harry Schuh, tight end Billy Cannon, quarterback Daryle Lamonica, running back Hewritt Dixon, defensive end Ben Davidson, defensive tackle Tom Keating, linebacker Dan Conners, defensive back Kent McCloughan.
- 1968 All-AFL: Center Jim Otto, guard Gene Upshaw, running back Hewritt Dixon, defensive tackle Dan Birdwell, linebacker Dan Conners, defensive backs Willie Brown, Dave Grayson.
- 1969 All-AFL: Center Jim Otto, guard Gene Upshaw, tackle Harry Schuh, wide receivers Fred Biletnikoff, Warren Wells, quarterback Daryle Lamonica, defensive backs Willie Brown, Dave Grayson, linebacker Dan Conners, defensive tackle Tom Keating.
- 1970 ALL-PRO: Center Jim Otto, guard Gene Upshaw, cornerback Willie Brown, wide receiver Fred Biletnikoff.
ALL-CONFERENCE: Otto, Upshaw, Brown, Biletnikoff, quarterback Daryle Lamonica, running back Hewritt Dixon, wide receiver Warren Wells, defensive tackle Tom Keating, tackle Harry Schuh.
- 1971 ALL-PRO: Center Jim Otto, cornerback Willie Brown, tackle Bob Brown.
ALL-CONFERENCE: Otto, W. Brown, B. Brown, tight end Raymond Chester, guard Gene Upshaw, kick return specialist Clarence Davis.
- 1972 ALL-PRO: Wide receiver Fred Biletnikoff, tackle Bob Brown, guard Gene Upshaw, cornerback Willie Brown.
ALL-CONFERENCE: Biletnikoff, B. Brown, Upshaw, W. Brown, center Jim Otto, tight end Raymond Chester.
- 1973 ALL-PRO: Tackle Art Shell, cornerback Willie Brown, punter Ray Guy.
ALL-CONFERENCE: Shell, W. Brown, Guy, wide receiver Fred Biletnikoff, quarterback Ken Stabler.
- 1974 ALL-PRO: Wide receiver Cliff Branch, tackle Art Shell, guard Gene Upshaw, quarterback Ken Stabler, punter Ray Guy.
ALL-CONFERENCE: Branch, Shell, Upshaw, Stabler, Guy, defensive tackle Otis Sistrunk, linebacker Phil Villapiano, safety Jack Tatum.
- 1975 ALL-PRO: Wide receiver Cliff Branch, punter Ray Guy.
ALL-CONFERENCE: Branch, Guy, tackle Art Shell, linebacker Phil Villapiano, safety Jack Tatum.
- 1976 ALL-PRO: Wide receiver Cliff Branch, tight end Dave Casper, punter Ray Guy.
ALL-CONFERENCE: Branch, Casper, Guy, linebacker Ted Hendricks, tackle Art Shell.
- 1977 ALL-PRO: Wide receiver Cliff Branch, tight end Dave Casper, punter Ray Guy, tackle Art Shell, guard Gene Upshaw.
ALL-CONFERENCE: Casper, Branch, Guy, Shell, Upshaw, kicker Errol Mann, safety Jack Tatum.
- 1978 ALL-PRO: Tight end Dave Casper, punter Ray Guy.
ALL-CONFERENCE: Casper, Guy, tackle Art Shell.
- 1979 ALL-PRO: Tight ends Dave Casper, Ray Chester.
ALL-CONFERENCE: Casper, Chester.
- 1980 ALL-PRO: Cornerback Lester Hayes, linebacker Ted Hendricks.
ALL-CONFERENCE: Hayes, Hendricks, punter Ray Guy.
- 1981 ALL-PRO: Cornerback Lester Hayes.
ALL-CONFERENCE: Hayes, linebackers Ted Hendricks and Rod Martin.
- 1982 ALL-PRO: Running back Marcus Allen, cornerback Lester Hayes, linebacker Ted Hendricks, linebacker Rod Martin.
ALL-CONFERENCE: Allen, Hayes, Hendricks, Martin.
- 1983 ALL-PRO: Tight end Todd Christensen, defensive end Howie Long, linebacker Rod Martin.
ALL-CONFERENCE: Christensen, Long, Martin, cornerback Lester Hayes.
- 1984 ALL-PRO: Tight end Todd Christensen, defensive end Howie Long, linebacker Rod Martin, cornerbacks Mike Haynes and Lester Hayes.
ALL-CONFERENCE: Long, Martin, Haynes, running back Marcus Allen, tackle Henry Lawrence.
- 1985 ALL-PRO: Running back Marcus Allen, tight end Todd Christensen, defensive end Howie Long, cornerback Mike Haynes.
ALL-CONFERENCE: Allen, Christensen, Long, Haynes, linebacker Matt Millen.
- 1986 ALL-PRO: Tight end Todd Christensen, middle guard Bill Pickel, defensive end Howie Long.
ALL-CONFERENCE: Christensen, Pickel, Long, safety Vann McElroy.
- 1987 ALL-CONFERENCE: Tight end Todd Christensen, safety Vann McElroy.
- 1988 ALL-PRO: Kick returner Tim Brown.
ALL-CONFERENCE: Defensive end Greg Townsend.
- 1989 ALL-CONFERENCE: Running back Bo Jackson, defensive end Greg Townsend.
- 1990 ALL-PRO: Guard Steve Wisniewski, defensive end Greg Townsend.
ALL-CONFERENCE: Townsend, Wisniewski.
- 1991 ALL-PRO: Punter Jeff Gossett, kicker Jeff Jaeger, safety Ronnie Lott, guard Steve Wisniewski, defensive end Greg Townsend, center Don Mosebar, kick returner Tim Brown.
ALL-CONFERENCE: Brown, Jaeger, Lott, Townsend, Wisniewski.
- 1992 ALL-PRO: Guard Steve Wisniewski, cornerback Terry McDaniel.
ALL-CONFERENCE: McDaniel, Wisniewski.
- 1993 ALL-PRO: Guard Steve Wisniewski, defensive end Anthony Smith, kick returner Raghib Ismail.
ALL-CONFERENCE: Cornerback Terry McDaniel, Wisniewski, Ismail, wide receiver Tim Brown, defensive end Howie Long.
- 1994 ALL-PRO: Cornerback Terry McDaniel, defensive tackle Chester McGlockton, guard Steve Wisniewski.
ALL-CONFERENCE: Wide receiver Tim Brown, McDaniel, McGlockton, Wisniewski.
- 1995 ALL-PRO: Cornerback Terry McDaniel, defensive tackle Chester McGlockton, guard Steve Wisniewski.
ALL-CONFERENCE: Wide receiver Tim Brown, McDaniel, McGlockton, defensive end Pat Swilling, Wisniewski.
- 1996 ALL-PRO: Cornerback Terry McDaniel, defensive tackle Chester McGlockton, guard Steve Wisniewski.
ALL-CONFERENCE: Wide receiver Tim Brown, McGlockton, Wisniewski.
- 1997 ALL-PRO: Wide receiver Tim Brown; defensive tackle Chester McGlockton, guard Steve Wisniewski.

ALL-LEAGUE SELECTIONS

1998	ALL-CONFERENCE: Brown, McGlockton, Wisniewski. ALL-PRO: Defensive tackle Darrell Russell. ALL-CONFERENCE: Russell.
1999	ALL-PRO: Defensive tackle Darrell Russell, cornerback Charles Woodson. ALL-CONFERENCE: Russell, Woodson, center Barret Robbins, wide receiver Tim Brown, linebacker Greg Biekert.
2000	ALL-PRO: Quarterback Rich Gannon, punter Shane Lechler, guard Steve Wisniewski, cornerback Charles Woodson, linebacker William Thomas, tackle Lincoln Kennedy. ALL-CONFERENCE: Gannon, Lechler, Woodson.
2001	ALL-PRO: Quarterback Rich Gannon, tackle Lincoln Kennedy, punter Shane Lechler, cornerback Charles Woodson. ALL-CONFERENCE: Gannon, Lechler, Woodson.
2002	ALL-PRO: Defensive tackle Rod Coleman, quarterback Rich Gannon, tackle Lincoln Kennedy, defensive tackle John Parrella, wide receiver Jerry Rice, center Barret Robbins, safety Rod Woodson. ALL-CONFERENCE: Gannon, Kennedy, Woodson.
2003	ALL-PRO: Punter Shane Lechler.
2004	ALL-PRO: Punter Shane Lechler.
2005	ALL-PRO: Defensive end Derrick Burgess. ALL-CONFERENCE: Burgess.
2006	ALL-PRO: Cornerback Nnamdi Asomugha.
2007	ALL-PRO: Punter Shane Lechler. ALL-CONFERENCE: Lechler.
2008	ALL-PRO: Cornerback Nnamdi Asomugha, punter Shane Lechler, punt returner Johnnie Lee Higgins. ALL-CONFERENCE: Asomugha, Lechler, Higgins.
2009	ALL-PRO: Cornerback Nnamdi Asomugha, kicker Sebastian Janikowski, punter Shane Lechler. ALL-CONFERENCE: Asomugha, Lechler.
2010	ALL-PRO: Cornerback Nnamdi Asomugha, safety Michael Huff, punter Shane Lechler. ALL-CONFERENCE: Asomugha, Lechler.
2011	ALL-PRO: Kicker Sebastian Janikowski, punter Shane Lechler. ALL-CONFERENCE: Janikowski, Lechler.
2013	ALL-PRO: Fullback Marcel Reece



C Jim Otto

ALL-TIME HONORS

AP NFL Most Valuable Player

1974 QB Ken Stabler
1985 RB Marcus Allen
2002 QB Rich Gannon

AP Offensive Player of the Year

1974 QB Ken Stabler
1985 RB Marcus Allen

AP Defensive Player of the Year

1980 CB Lester Hayes

AP Offensive Rookie of the Year

1982 RB Marcus Allen

AP Defensive Rookie of the Year

1998 CB Charles Woodson

Bert Bell Award (MVP)

1970 QB/K George Blanda
1976 QB Ken Stabler
2000 QB Rich Gannon
2002 QB Rich Gannon

PFWA MVP

1985 RB Marcus Allen
2002 QB Rich Gannon

Super Bowl MVP

XI WR Fred Biletnikoff
XV QB Jim Plunkett
XVIII RB Marcus Allen

Walter Payton Man of the Year

1974 QB/K George Blanda

AP Comeback Player of the Year

1980 QB Jim Plunkett

AFL AP Player of the Year

1967 QB Daryle Lamonica

AFL UPI Player of the Year

1967 QB Daryle Lamonica
1969 QB Daryle Lamonica

AFC Offensive Player of the Month

1990 QB Jay Schroeder Dec.
1993 WR Tim Brown Dec.-Jan.
2001 QB Rich Gannon Nov.

AFC Defensive Player of the Month

1990 DE Greg Townsend Sept.
1991 S Ronnie Lott Nov.
1993 DE Anthony Smith Sept.
1998 CB Eric Allen Oct.
2000 CB Eric Allen Dec.
2002 S Rod Woodson Sept.
2006 DE Derrick Burgess Oct.
2007 LB Kirk Morrison Sept.

AFC Special Teams Player of the Month

1993 K Jeff Jaeger Dec.-Jan.
2001 K Sebastian Janikowski Sept.
2008 KR Justin Miller Dec.
2010 KR Jacoby Ford Nov.
2011 K Sebastian Janikowski Sept.
K Sebastian Janikowski Nov.
2012 K Sebastian Janikowski Oct.

NFL Defensive Rookie of the Month

1998 CB Charles Woodson Dec.

AFC Offensive Player of the Week

1984 RB Marcus Allen Week 4
QB Marc Wilson Week 8
1985 RB Marcus Allen Week 12
1986 QB Marc Wilson Week 4
1987 RB Bo Jackson Week 12
1989 TE Mike Dyal Week 13
1992 QB Vince Evans Week 17
1993 WR Tim Brown Week 14
QB Jeff Hostetler Week 18
1994 WR Tim Brown Week 8
QB Jeff Hostetler Week 14
1995 QB Jeff Hostetler Week 2
QB Vince Evans Week 8
1996 QB Jeff Hostetler Week 7
1997 RB Napoleon Kaufman Week 8
WR Tim Brown Week 17
1999 WR Tim Brown Week 7
QB Rich Gannon Week 10
2000 WR Tim Brown Week 6
QB Rich Gannon Week 10
2001 QB Rich Gannon Week 10
2002 QB Rich Gannon Week 10
2005 RB LaMont Jordan Week 7
2007 QB Daunte Culpepper Week 8
2009 QB Bruce Gradkowski Week 13
2010 RB Darren McFadden Week 7
2011 RB Darren McFadden Week 3
RB Michael Bush Week 10

AFC Defensive Player of the Week

1984 LB Rod Martin Week 6
CB Mike Haynes Week 14
1985 S Vann McElroy Week 5
1988 DE Greg Townsend Week 14
1989 S Eddie Anderson Week 8
1990 LB Riki Ellison Week 15
1991 CB Lionel Washington Week 7
S Ronnie Lott Week 8
1992 CB Terry McDaniel Week 6
DE Anthony Smith Week 7
1993 DE Anthony Smith Week 1
1994 CB Terry McDaniel Week 3
CB Terry McDaniel Week 6
1995 DE Pat Swilling Week 4
LB Mike Jones Week 6
DE Pat Swilling Week 10
2000 LB William Thomas Week 4
CB Eric Allen Week 15
2001 LB William Thomas Week 11
LB William Thomas Week 14
2002 CB Phillip Buchanon Week 5
DE Trace Armstrong Week 16
2003 CB Phillip Buchanon Week 11
DT Rod Coleman Week 15
2006 DE Derrick Burgess Week 7
2010 S Michael Huff Week 5
LB Kamerion Wimbley Week 17
2012 DE Lamarr Houston Week 7
2013 S Charles Woodson Week 5
2014 S Charles Woodson Week 12

AFC Special Teams Player of the Week

1993 K Jeff Jaeger Week 16
K Jeff Jaeger Week 18
1994 PR Tim Brown Week 12
K Jeff Jaeger Week 15
1998 P Leo Araguz Week 6
2000 K Sebastian Janikowski Week 9
P Shane Lechler Week 12
P Shane Lechler Week 15
2001 PR Tim Brown Week 13
2004 P Shane Lechler Week 2
T Langston Walker Week 12
2005 K Sebastian Janikowski Week 4
2008 K Sebastian Janikowski Week 7
PR Johnnie Lee Higgins Week 12
2010 KR Jacoby Ford Week 9
KR Jacoby Ford Week 16
2011 K Sebastian Janikowski Week 1
K Sebastian Janikowski Week 5
KR Jacoby Ford Week 6
K Sebastian Janikowski Week 12
DT Richard Seymour Week 16
2012 K Sebastian Janikowski Week 15

NFL Playoff Offensive Player of the Week

2001 WR Jerry Rice (Wild Card)
2002 QB Rich Gannon (Championship)

NFL Playoff Defensive Player of the Week

2000 CB Tory James (Divisional)

NFL Playoff Special Teams Player of the Week

2002 LB Tim Johnson (Divisional)
K Sebastian Janikowski (Championship)

Raiders in the Bay Area Sports Hall of Fame

1986 Jim Otto
1989 George Blanda
1990 Fred Biletnikoff
1991 John Madden
1992 Jim Plunkett
1994 Bill Walsh
1996 Gene Upshaw
1998 Art Shell
1999 Ronnie Lott
2000 Ken Stabler
2001 Willie Brown
2007 Jerry Rice
2008 Roger Craig, Ray Guy
2009 Dave Casper
2010 Al Davis
2012 Tom Flores
2013 Tim Brown

PRO BOWL SELECTIONS

Player	Pos.	Pro Bowls	Years
Marcus Allen	RB	5	1982,84,85,86*,87
Nnamdi Asomugha	CB	4	2006*,08,09,10
Fred Biletnikoff	WR	4	1970,71,73,74
Cliff Branch	WR	4	1974,75,76,77
Bob Brown	T	1	1971*
Tim Brown	WR/KR	9	1988,91,93,94,95,96,97,99,01
Willie Brown	CB	4	1970,71,72,73
Derrick Burgess	DE	2	2005,06
Dave Casper	TE	4	1976,77,78,79
Raymond Chester	TE	4	1970,71,72,79
Todd Christensen	TE	5	1983,84,85,86,87
Jon Condo	LS	2	2009,11
Dave Dalby	C	1	1977
Hewitt Dixon	RB	1	1970
Rich Gannon	QB	4	1999,00,01,02
Kevin Gogan	G	1	1994
Jeff Gossett	P	1	1991
Ray Guy	P	7	1973,74,75,76,77,78,80
Lester Hayes	CB	5	1980,81,82,83,84
Mike Haynes	CB	3	1984,85,86
Ted Hendricks	LB	4	1980,81,82,83
Ethan Horton	TE	1	1991
Jeff Hostetler	QB	1	1994
Marv Hubbard	RB	3	1971,72,73
Bo Jackson	RB	1	1990*
Jeff Jaeger	K	1	1991
Sebastian Janikowski	K	1	2011
Lincoln Kennedy	T	3	2000,01,02
Kenny King	RB	1	1980*
Daryle Lamonica	QB	2	1970,72
Henry Lawrence	T	2	1983,84
Shane Lechler	P	7	2001,04,07,08,09,10,11
Howie Long	DE	8	1983,84,85,86,87,89,92,93
Ronnie Lott	S	1	1991
Rod Martin	B	2	1983,84
Terry McDaniel	CB	5	1992,93,94,95,96
Vann McElroy	S	2	1983,84
Chester McGlockton	DT	4	1994,95,96,97
Matt Millen	LB	1	1988
Zach Miller	TE	1	2010
Max Montoya	G	1	1993
Don Mosebar	C	3	1986,90,91
Jim Otto	C	3	1970,71,72
Greg Pruitt	KR	1	1983
Marcel Reece	FB	3	2012,13,14
Jerry Rice	WR	1	2002
Barret Robbins	C	1	2002*
Darrell Russell	DT	2	1998,99
Harry Schuh	T	1	1970
Richard Seymour	DT	2	2010*,11
Art Shell	T	8	1972,73,74,75,76,77,78,80
Otis Sistrunk	DT	1	1974
Ken Stabler	QB	4	1973,74,76*,77
Jack Tatum	S	3	1973,74,75*
Greg Townsend	DE	2	1990,91
Gene Upshaw	G	6	1972,73,74,75,76,77
Mark van Eeghen	RB	1	1977
Phil Villapiano	LB	4	1973,74,75,76
Warren Wells	WR	1	1970
Steve Wisniewski	G	8	1990,91,92*,93,94*,95,97,00
Charles Woodson	CB	4	1998,99,00,01
Rod Woodson	S	1	2002

* — Selected but did not play

AFL All-Star Game (1961-69)

George Atkinson	CB	2	1968,69
Fred Biletnikoff	WR	2	1967,69
Dan Birdwell	DT	1	1968
George Blanda	K	1	1967
Willie Brown	CB	3	1967,68,69
Billy Cannon	TE	1	1969
Dan Conners	LB	3	1966,67,68
Dave Costa	DT	1	1963
Clem Daniels	RB	4	1963,64,65,66
Ben Davidson	DE	3	1966,67,68
Cotton Davidson	QB	1	1963
Hewitt Dixon	RB	3	1966,67,68
Tom Flores	QB	1	1966
Dave Grayson	CB-S	3	1965,66,69
Wayne Hawkins	G	5	1963,64,65,66,67
Tom Keating	DT	2	1966,67
Daryle Lamonica	QB	2	1967,69*
Isaac Lasser	DE	1	1966
Archie Matsos	LB	1	1963
Kent McCloughan	CB	2	1966,67*
Alan Miller	RB	1	1961
Gus Otto	LB	1	1969
Jim Otto	C	9	1961,62,63,64,65,66,67,68,69
Art Powell	WR	4	1963,64,65,66
Harry Schuh	T	2	1967,69
Gene Upshaw	G	1	1968
Warren Wells	WR	1	1968
Fred Williamson	CB	3	1961,62,63
Nemiah Wilson	CB	1	1967

* — Selected but did not play

AFL All-Star Game Outstanding Defensive Player

Archie Matsos 1964



FB Marcel Reece

Pro Bowl MVP

Rich Gannon	2001
Rich Gannon	2002

PRO FOOTBALL HALL OF FAME



1979 - RON MIX

Raiders offensive tackle, 1971; pro football veteran, 1961-1969, 1971

Inducted into Pro Football Hall of Fame on July 28, 1979...Played 11 pro seasons, 10 with the Los Angeles/San Diego Chargers and one with the Oakland Raiders...Became the first player to have worn a Raider uniform inducted into the Pro Football Hall of Fame...Was the second player from the American Football League (AFL) to be enshrined in Canton, following former teammate Lance Alworth...Elected to the AFL All-Star team in nine straight seasons...A nine-time All-AFL selection...Named to the all-time AFL first team, and is one of only 20 individuals who played the entire 10 years of the AFL...Played in 142 career games...Flagged for just two holding penalties in an 11-year career...Played in five of the first six AFL Championship games, helping lead Chargers to 1963 title...Retired after the 1969 season, but returned to football in 1971 following a trade to the Raiders...Played in 12 games with four starts for the Silver and Black...Earned All-American honors in 1959 as a collegiate lineman at USC...Selected by the Baltimore Colts as the 10th overall pick in the 1960

NFL Draft...Also chosen in the first round of the 1960 AFL Draft by the Boston Patriots...Named to the International Jewish Sports Hall of Fame in 1980.

1980 - JIM OTTO

Raiders center, 1960-74; pro football veteran, 1960-74

Inducted into Pro Football Hall of Fame on Aug. 2, 1980...The only All-League center the American Football League ever had (1960-69)...Chosen to Hall of Fame AFL All-Star Team of the Decade...Named the All-American Football Conference center for three more seasons, 1970-72...Started in 210 consecutive league games, most in Raiders history...Including preseason, postseason and all-star games, he played in 308 games as a Raider...Last of the original Raiders...Participated in nine AFL All-Star Games and in the first three AFC-NFC Pro Bowls...During his 15-year career, the Raiders won seven division championships and the AFL Championship in 1967...Twice winner of the Gorman Award (1968 and 1971) as "Player Who Best Exemplifies the Pride and Spirit of the Oakland Raiders"...Selected to AFL-NFL 25-year All-Star Team...Third AFL player inducted into Hall of Fame...Elected to the Hall of Fame in his first year of eligibility...Rejoined Raiders front office in special projects in 1995.



1981 - GEORGE BLANDA

Raiders quarterback/kicker, 1967-75; pro football veteran, 1949-75

Inducted into Pro Football Hall of Fame on Aug. 1, 1981...The first player and one of only two in history to celebrate a Silver Anniversary in pro football, ending his NFL career in 1975 with an all-time high 26 seasons...Set an NFL record with 2,002 points...Completed 1,911 passes in career for 26,920 yards and threw for 236 touchdowns...Played in 224 straight games, 340 overall...Raiders all-time scoring leader with 863 points...Led NFL eight times in extra points scored in a season, including 64 in 1961...Missed only 16 of 959 extra point attempts in 26 years...Kicked 335 field goals, including nine of 50 yards or more...Named 1970 Player of the Year for quarterbacking and kicking feats...Winner of 1970 Gorman Award as "Player Who Best Exemplifies the Pride and Spirit of the Oakland Raiders"...Set Raider single-season scoring record with 117 points in 1968...Played in 11 championship games, seven with Raiders...Played on three AFL Championship teams, one with Oakland and

two with Houston...Named to AFL-NFL 25-year All-Star Team...Chosen for the Hall of Fame in his first year of eligibility.

1984 - WILLIE BROWN

Raiders cornerback, 1967-78, pro football veteran, 1963-78

Inducted into Pro Football Hall of Fame on July 28, 1984...Shares Raider all-time lead in interceptions with 39...All-Pro seven times, played in five AFL All-Star Games and four NFL Pro Bowls...Named to All-Time AFL team at cornerback in 1969...Played in three AFL and six AFC Championship Games with Raiders, plus Super Bowls II and XI...Set Super Bowl record with 75-yard interception return for touchdown against Minnesota in Super Bowl XI...Had two other postseason interception returns for touchdowns — against Miami in 1970 and Pittsburgh in 1973...Intercepted at least one pass for a then-NFL record 16 straight seasons...Intercepted 54 passes in career, with 472 return yards, two touchdowns in league play...Tied NFL record with four interceptions against N.Y. Jets on Nov. 15, 1964...Played in 205 games...MVP in 1965 AFL All-Star Game...Winner of 1968 Gorman Award as "Player Who Best Exemplifies the Pride and Spirit of the Oakland Raiders"...Raiders defensive captain for 10 years...Selected to AFL-NFL 25-year All-Star Team...Chosen to the Hall of Fame in first year of eligibility...Originally signed as free agent by Houston Oilers, played four seasons with Denver Broncos...Served as Raiders defensive backfield coach from 1979-88...Head football coach at Long Beach State in 1991 and at L.A. Jordan High School in 1994...Inducted to Louisiana Sports Hall of Fame in 1992 and into Mississippi Sports Hall of Fame in 1994...Rejoined Raiders in 1995 as director of squad development and returned to on-field coaching, tutoring Raider cornerbacks until retiring as a position coach...Currently serves on the football operations staff with the Raiders.



PRO FOOTBALL HALL OF FAME



1987 - GENE UPSHAW

Raiders guard, 1967-82; pro football veteran, 1967-82

Inducted into Pro Football Hall of Fame on Aug. 8, 1987...All-Pro or All-Conference eight times, played in six Pro Bowls and one AFL All-Star Game...Games played (217) is second-most in team history...Missed only one league game in career...207 consecutive league games and starts are both second on Raider list...First player in NFL history to participate in Super Bowls in three different decades (after 1967, 1976 and 1980 seasons)...Holds Raider all-time record with 24 playoff game starts...Offensive team captain for nine years (1973-81)...Only second guard inducted into Pro Football Hall of Fame...During 15-year active pro career, the Raiders made 11 playoff appearances, won eight division titles, one AFL Championship, two AFC titles and two World Championships of Professional Football...Named to AFL-NFL 25-year All-Star, NFL 75th Anniversary All-Time and All-Monday Night Teams...Chosen to the Hall of Fame in first year of eligibility...Served as executive director of NFL Players Association from 1983 until his passing in 2008.

1988 - FRED BILETNIKOFF

Raiders wide receiver, 1965-78; pro football veteran, 1965-78

Inducted into Pro Football Hall of Fame on July 30, 1988...No. 2 all-time in history of Silver and Black with 589 career catches...Ranked fourth on the NFL all-time receiving list at time of retirement...Also No. 2 among all-time Raiders in receiving yards (8,974) and receiving touchdowns (76)...Also caught 70 passes for 1,167 yards and 10 touchdowns in postseason games, ranking second on all-time NFL list upon retirement...Played in three AFL title games, five AFC Championships and Super Bowls II and XI...MVP of Super Bowl XI with four catches for 79 yards...Held NFL record of 10 straight seasons with 40 or more receptions (1967-76)...Raiders leading receiver for six consecutive seasons (1968-73)...Led NFL in receiving with 61 catches in 1971, then led AFC in 1972 with 58...All-AFL in 1969, All-AFC in 1970, 1972 and 1973...Played in two AFL All-Star Games and four Pro Bowls...Played in 190 games in 14 seasons...Had 21, 100-yard receiving games...Had four, 100-yard receiving games in playoffs...Never played in a losing season with the Raiders...Originally selected in the second round of the 1965 AFL Draft after record-setting collegiate career at Florida State...Named to Walter Camp All-Century Team...Rejoined Raiders as wide receivers coach in 1989...Award in his name goes to nation's top collegiate wide receiver...Was Raiders wide receivers coach from 1989-94, handled quality control from 1995-96 and returned to coach receivers in 1997 until retiring from coaching following the 2006 season.



1989 - ART SHELL

Raiders tackle, 1968-82; pro football veteran, 1968-82

Inducted into Pro Football Hall of Fame on Aug. 5, 1989...All-American Football Conference selection six straight years from 1973-78...All-Pro in 1973, 1974 and 1977...Played in 207 league games, fourth-highest in history of Silver and Black...Selected to play in eight Pro Bowls, second-most of any Raider player, during career which spanned three decades...Played in 23 postseason contests, including eight AFL-AFC Championships and Raider victories in Super Bowls XI and XV...Credited with near-perfect performance in Raiders Super Bowl XI victory over Minnesota, limiting Vikings highly regarded defensive end Jim Marshall to no tackles, sacks or assists during 32-14 win...Played in first 156 games before missing five games due to preseason injury...Launched another streak of 51 straight games...Named to NFL All-Monday Night Team...Originally selected in third round of the 1968 AFL Draft after stellar career as a two-way lineman at Maryland-Eastern Shore...Raiders offensive line coach after retiring as a player in 1982 until 1988, when he became head coach of the Silver and Black...Served as head coach of the Raiders until 1994 and re-joined the Silver and Black as head coach in 2006...Also served as an NFL assistant coach with Kansas City and Atlanta and was the NFL's senior vice president for football operations and development.

1990 - TED HENDRICKS

Raiders linebacker, 1975-83; NFL veteran, 1969-83

Inducted into Pro Football Hall of Fame on Aug. 4, 1990...Played in every game during his 15 NFL seasons, including nine with Silver and Black...Played in 131 consecutive league games with Raiders, 215 in career, most by any linebacker in NFL history...Member of all three Raider teams that won the World Championship of Professional Football (1976, 1980 and 1983)...Intercepted 26 passes for 332 yards and one touchdown while recovering 16 opponents fumbles...Shares NFL record for most safeties in pro career with four...Also shares postseason NFL record for most opponent's fumbles recovered in career with four...Scored three touchdowns in career — on a fumble recovery, interception return and return of blocked punt...Named All-AFC seven times, All-NFC once and played in eight AFC-NFC Pro Bowls...Second round pick in the 1969 Draft by Baltimore Colts...Was a member of Baltimore's Super Bowl V Championship team...Played for Colts before being traded to Green Bay in 1974, then joined Raiders as free agent in 1975...Three-time All-America linebacker/defensive end at the University of Miami...Named to the NFL 75th Anniversary All-Time team in 1994.



PRO FOOTBALL HALL OF FAME



1992 - AL DAVIS

Scout, Assistant Coach, Head Coach, League Commissioner, Owner

Inducted into Pro Football Hall of Fame on Aug. 1, 1992...Went from assistant coach of the Los Angeles, now San Diego Chargers, to head coach and general manager of the Raiders, to commissioner of the American Football League and to principal owner and chief executive officer of the Raiders, transforming the failing franchise into pro football's winningest team...In first season in Oakland, team went 10-4 in 1963 with Davis being named Coach of the Year by AP, UPI, Sports Illustrated, The Sporting News and his fellow coaches...Became the first sports figure ever honored by the Chamber of Commerce as Oakland's Young Man of the Year...In 1966, became commissioner of the AFL at 36 and was acclaimed nationally as the driving force who brought on the historic merger between the NFL and AFL...He played a vital role in the development of the game as a participant in the prestigious NFL Competition Committee and the NFL Owners Executive Committee...Has been chosen by a record nine Pro Football Hall of Fame inductees to present them at the Canton, Ohio ceremony — Lance Alworth, Jim Otto, George Blanda, Willie Brown, Gene Upshaw, Fred Biletnikoff, Art Shell, Ted Hendricks and John Madden...Became the first recipient of the NFL Players Association's Retired Players Award of Excellence "for his contributions to the men who played the game" in 1991...As a member of the Executive Committee of the NFL Management Council, Davis was a major factor in achieving a collective bargaining agreement with the players...Was offensive end coach of the Los Angeles Chargers from 1960-62, before being named Raiders head coach/general manager at age 33...He attended Wittenberg College and Syracuse, earning a degree in English while playing football, basketball and baseball in 1950...Named line coach at Adelphi College in New York...His innovative technical football articles, published in the leading coaching magazines, gained him wide acclaim...Went into the U.S. Army, being assigned as head football coach at Ft. Belvoir, Va...There he molded a national power service team and capped one season by defeating Maryland, national collegiate football champions, in a squad game...On the staff of the Baltimore Colts in 1954, at age 24, concentrating on player personnel...During 1955-56, served as line coach and chief recruiter at The Citadel...Then spent three years at USC as line coach and in 1959, was also defensive coordinator.

1997 - MIKE HAYNES

Raiders cornerback, 1983-89; NFL veteran, 1976-89



Inducted into Pro Football Hall of Fame on July 26, 1997...Made nine Pro Bowl appearances in pro career...Credited with 46 career interceptions while playing with the Raiders and New England...Totalled 688 yards in interception returns and returned two interceptions for touchdowns in pro career...Tied for Raiders lead with three interceptions in 1988...Played in 43 consecutive games with Raiders before missing action in mid-season in 1986...Led league in return yards in 1984 with 220 yards on six interception returns, including single longest interception return of 97 yards at Miami...Had 13 career interceptions as a Raider...Joined Raiders in midseason 1983, played in final five league games plus three playoff wins...Had interception as Raiders downed Redskins in Super Bowl XVIII...Came to Raiders in trade with New England...Played out option with Patriots in 1982, completing seven seasons with New England...Made 58 consecutive starts with Patriots from 1976-79...Patriots top interceptor from 1976-78...New England's all-time punt return leader with 1,159 yards on 111 returns, a 10.4-yard average...Had two punt return touchdowns as a rookie in 1976, with runs of 89 and 62 yards...Also blocked and returned a field goal attempt for a 65-yard touchdown in 1980...Fifth player and first defensive back taken in 1976 Draft by New England...AFC Rookie of Year...All-Pro in 1978, 1982, 1984 and 1985 and All-Conference eight times...Named to NFL All-Time Team...All-America defensive back as junior and senior at Arizona State...Named MVP in 1976 Japan Bowl and 1973 Fiesta Bowl...Two-year letterman in track, winning conference long jump title one year and runner-up the other...Served as the NFL's vice president of player and employee development.



1999 - ERIC DICKERSON

Raiders running back, 1992; NFL veteran 1983-93

Inducted into Pro Football Hall of Fame on Aug. 7, 1999...Played 11 NFL seasons and made six Pro Bowl appearances in pro career...Began NFL career as first round pick, second selection overall, by L.A. Rams in 1983...Also played for Indianapolis Colts (1987-91), Raiders (1992) and Atlanta Falcons (1993)...Led Raiders in rushing in 1992 with 729 yards...Played 11 seasons, 146 games...All-America, one of the best college runners in NCAA history...Rushed for 4,450 yards in four seasons at SMU...Holds NFL rookie season records for most rushing attempts — 390; most yards rushing — 1,808; most touchdowns rushing — 18...Set NFL records for rushing yards in a season — 2,105; 100-yard rushing performances — 12; and combined yards from scrimmage — 2,244 in 1984...Retired from NFL ranked third in career rushing yardage — 13,259...Gained a playoff-record 248 yards rushing in 1985 NFC Divisional Playoff Game...In 1987, traded from Rams to Colts in blockbuster deal that also involved the Bills...Recorded a then-record seven consecutive seasons with 1,000 yards rushing...Named NFL Player of the Year, 1984; NFL Offensive Player of the Year, 1986...All-Pro 1983, 1984, 1986, 1987 and 1988...All-NFC 1983, 1984 and 1986...All-AFC in 1987 and 1988.

PRO FOOTBALL HALL OF FAME



2000 - HOWIE LONG

Raiders defensive end/defensive tackle, 1981-93; NFL veteran, 1981-93

Inducted into Pro Football Hall of Fame on July 29, 2000...Played 13 NFL seasons, all with the Raiders, and made eight Pro Bowl appearances in pro career...Moved into starting role with the Raiders beginning in the fifth game of the strike-shortened 1982 season...Just the second Raider defensive lineman to make a Pro Bowl...First or second team All-Pro choice in 1983, 1984, 1985, 1986 and 1989...Was also named All-AFC four times...In 1985, posted 10 sacks, with at least one in eight games and was selected as Raider Lineman's Club Defensive Lineman of the Year by his teammates...Although he missed much of the 1988 season due to injury, he still managed to record three sacks and intercept the first pass of his career, which he returned 73 yards in a game against Houston...Member of the NFL's All-Decade Team of the 1980s, recorded 84 career sacks, not including 7.5 sacks in 1981 before the sack was an official NFL stat...Raiders second round pick in 1981 NFL Draft and the 48th player selected overall...Four-year letterman at Villanova and MVP in the 1980 Blue-Gray Game...Has served as a studio host for NFL pregame show on FOX.

2000 - RONNIE LOTT

Raiders safety, 1991-92; NFL veteran, 1981-94



Inducted into Pro Football Hall of Fame on July 29, 2000...Played 14 NFL seasons — including two with the Raiders — and made 10 Pro Bowl appearances in pro career at three positions — cornerback, free safety and strong safety...Named All-Pro eight times, All-NFC six times and All-AFC once, selected to play in 10 Pro Bowls and was named to the NFL's 75th Anniversary Team...In his first NFL season, led a young secondary that helped the 49ers win Super Bowl XVI...Became the second rookie in NFL history to return three interceptions for touchdowns and finished second to Lawrence Taylor for Rookie of the Year honors...In 1986, played 14 games at the free safety position before an injury sidelined him for the final two games of the season...Still led the league with a career-most 10 interceptions, recorded 77 tackles, three forced fumbles and two sacks...During his career with the 49ers (1981-90), Los Angeles Raiders (1991-92) and the New York Jets (1993-94), recorded 63 career interceptions and twice led the league...Surpassed the 1,000-career tackle mark in 1993 and had five seasons of at least 100 tackles...In his 10 seasons with the 49ers, San Francisco won eight NFC Western Division titles and four Super Bowls...In 20 playoff contests (all starts), he recorded nine interceptions, 89 tackles, one forced fumble, one fumble recovery and two touchdowns...San Francisco 49ers first round draft pick and the eighth player chosen overall in the 1981 NFL Draft following All-American college career at Southern California.

2002 - DAVE CASPER

Raiders tight end, 1974-80, 1984; NFL veteran, 1974-84



Inducted into Pro Football Hall of Fame on Aug. 3, 2002...Played 11 seasons in the NFL, seven-and-a-half with the Raiders...During that time, named All-Pro and All-AFC four times and was selected to play in four Pro Bowls...Traded to the Houston Oilers for a first round and two second round draft picks midway through 1980 season, finished the season with 56 receptions and was named to his fifth Pro Bowl...In 1984, after a brief stint with the Minnesota Vikings, returned to the Raiders, finishing his career with 378 receptions for 5,216 yards and 52 touchdowns...Outstanding play contributed to Raiders success and a 32-14 victory over Vikings in Super Bowl XI...Outstanding blocker as well as receiver...Caught the game-winning 10-yard touchdown pass in 1977 double-overtime AFC playoff game...His infamous "Ghost to the Post," in reference to his 42-yard reception, set up the tying field goal at the end of regulation...All-America as an offensive tackle in 1972 and an All-America tight end in 1973 at Notre Dame...Second round pick by the Raiders in the 1974 NFL Draft.

2003 - MARCUS ALLEN

Raiders running back, 1982-92; NFL veteran, 1982-97



Inducted into Pro Football Hall of Fame on Aug. 3, 2003...The 10th player selected in the 1982 NFL Draft...Played 16 NFL seasons, including 11 with the Los Angeles Raiders...Gained 12,243 yards rushing, 5,411 yards receiving and scored 145 touchdowns...1981 Heisman Trophy winner while at Southern California and NFL Rookie of the Year in 1982...During his 11 seasons with the Raiders, named to the Pro Bowl five times and added a sixth appearance in 1994 as a member of the Kansas City Chiefs...Was the Raiders leading rusher seven consecutive years...Led the Raiders in receptions with 51 in 1987...Named MVP in Super Bowl XVIII when the Raiders defeated the Washington Redskins 38-9 after rushing for 191 yards and scoring two touchdowns, one a then-Super Bowl record 74-yarder...In 1985, named NFL MVP after leading the league with 1,759 rushing yards on 380 carries for a 4.6 yards per carry average and 11 touchdowns...Also caught 67 passes for 555 yards and scored an additional three touchdowns...In 1995, made NFL history when he became the first player in league history to rush for more than 10,000 yards and catch passes for 5,000 more...Completed 12 of 27 passes for 282 yards and six touchdowns during his career...In 15 career playoff games, carried the ball 267 times for 1,347 yards and 11 touchdowns, averaging 5.0 yards per carry...Also added 52 catches for 522 yards and two receiving touchdowns...At the time of his retirement following the 1997 season, held the single-season record for most rushing and receiving yards combined (2,314), second in consecutive 100-yard games and was third in career-combined yardage.

PRO FOOTBALL HALL OF FAME



2003 - JAMES LOFTON

Raiders wide receiver, 1987-88; NFL veteran, 1978-93

Inducted into Pro Football Hall of Fame on Aug. 3, 2003...Traded to the Raiders in 1987 and played two seasons for the Silver and Black...Later spent four seasons with the Buffalo Bills and also played for the L.A. Rams and Philadelphia Eagles in final NFL season...Entered NFL as No. 1 draft pick of Green Bay in 1978 and spent eight seasons with Packers...In 16 seasons, caught 764 passes for 14,004 yards — an 18.3-yard average per catch...Recorded more than 50 catches in a season nine times...His 14,004 career reception yardage mark was an NFL-best at the time of his retirement, while his 43 games with 100 or more yards receiving ranked third...First NFL player to score a touchdown in 1970s, 1980s and 1990s...Named All-Pro four times, All-NFC three times and selected to play in eight Pro Bowls...In 1991, at age 35, became the oldest player in league history to record 1,000 receiving yards in a season and recorded a career-best 220 receiving yards in a game against the Cincinnati Bengals...In 13 playoff game appearances, caught 41 passes for 759 yards and eight touchdowns, including a seven-reception game in Super Bowl XXVI...In three of those playoff games, recorded 100-yard plus performances...Won NCAA long jump title as a senior at Stanford...Coached Raiders wide receivers in 2008 after serving in same capacity for San Diego.

2004 - BOB BROWN

Raiders tackle, 1971-73; NFL veteran, 1964-73

Inducted into Pro Football Hall of Fame on Aug. 8, 2004...Played 10 pro seasons, his final three with the Raiders...First round draft pick (second overall) in the 1964 Draft by the Philadelphia Eagles...Named first team All-NFL seven times...Earned NFL/NFC Offensive Lineman of the Year honors three times...Elected to six Pro Bowls — three with Eagles, two with Rams and one with Raiders...Named to the NFL's All-Decade Team of the 1960s...All-NFL seven of his 10 seasons with the Philadelphia Eagles (1964-68), L.A. Rams (1969-70) and Oakland Raiders (1971-73)...Two of the three years he did not make the All-NFL team, he was named second team All-NFL...In 1969, after five consecutive all-league seasons with the Eagles, was traded to Los Angeles and that year the Rams offensive line set an NFL record for protecting the passer...Voted college football's Lineman of the Year in 1963 by the Washington, D.C. Touchdown Club...All-America guard at Nebraska, was also drafted in the first round in 1964 by the Denver Broncos of the then-rival American Football League.



2006 - JOHN MADDEN

Raiders Head Coach/Assistant Coach, 1967-78

Inducted into Pro Football Hall of Fame on Aug. 5, 2006...Assistant coach with Allan Hancock College, 1960-61; head coach with Allan Hancock College, 1962-63; assistant coach with San Diego State, 1964-66; assistant coach with The Oakland Raiders, 1967-68; head coach with the Raiders, 1969-78...Regular season record: 103-32-7...Postseason record: 9-7...Overall record: 112-39-7...His .759 winning percentage during regular season ranks highest among coaches with 100 career victories...One of the youngest head coaches in history when Raiders hired him in 1969 at age 32...AFL Coach of the Year, 1969...Under Madden, Oakland never suffered losing record...Led Raiders to Super Bowl XI...Team won 17 straight games between 1976-77 seasons, one short of NFL record at the time...A leading pro football analyst for NBC after also holding the same position for ABC's "Monday Night Football," Fox and CBS...Retired from broadcasting following the 2008 season.

2009 - ROD WOODSON

Raiders safety, 2002-03; NFL veteran 1987-2003

Inducted into Pro Football Hall of Fame on Aug. 8, 2009...Finished career with the Raiders from 2002-03, leading Oakland to the AFC title and appearance in Super Bowl XXXVII...Played in 238 games with 229 starts in 17 seasons with Pittsburgh, San Francisco, Baltimore and Oakland...Had 71 interceptions for 1,483 career return yards...Also collected 2,362 yards on punt returns...Scored 17 career touchdowns...Holds NFL record with 12 interception returns for touchdowns...A six-time first team All-Pro choice (1989, 1990, 1992, 1993, 1994 and 2002)...One of five active players named to the NFL's 75th Anniversary Team in 1994...Named to the NFL All-Decade Team for the 1990s...Named NFL Defensive Player of the Year in 1993...Earned All-Pro honors as a cornerback, kick returner and safety...Selected to play in 11 Pro Bowls...Played in three Super Bowls with three different teams, including Super Bowl XXX with the Steelers, Super Bowl XXXV with the Ravens and Super Bowl XXXVII with the Raiders...An All-American cornerback at Purdue...The 10th overall pick by the Pittsburgh Steelers in the 1987 NFL Draft...Returned to Raiders as an assistant coach, tutoring defensive backs.



PRO FOOTBALL HALL OF FAME



2010 - JERRY RICE

Raiders wide receiver, 2001-04; NFL veteran, 1985-2004

Inducted into Pro Football Hall of Fame on Aug. 7, 2010...Played 20 NFL seasons, including four with the Oakland Raiders...Retired from professional football holding nearly every NFL career receiving record...Selected to play in 13 Pro Bowls...Named first team All-Pro 10 times...Played with the Raiders from 2001-04, helping lead Oakland to two playoff berths, an AFC title and an appearance in Super Bowl XXXVII...Played in 303 games with 284 starts in 20 seasons with San Francisco, Oakland and Seattle...Owner of 38 NFL career records at the time of his retirement...Set the all-time record for receptions (1,549), receiving yards (22,895), touchdown receptions (197), yards from scrimmage (23,540), all-purpose yards (23,546), combined rushing and receiving touchdowns (207) and total touchdowns (208)...Set single-season NFL records in receiving yards (1,848) and touchdown receptions (22)...Also set NFL marks with at least 50 receptions in

17 seasons, 1,000 receiving yards in 14 seasons, 76 games with at least 100 receiving yards, 13 consecutive games with at least one touchdown reception and 274 consecutive games with a reception...Played on three Super Bowl-winning teams as a member of the San Francisco 49ers...Named MVP of Super Bowl XXIII...Established career Super Bowl records in receptions (33), receiving yards (589), all-purpose yards (604) and touchdown receptions (eight)...Also set single-game Super Bowl records in receptions (11), receiving yards (215) and touchdowns (three, twice)...Played in an NFL-record 29 playoff games with the 49ers, Raiders and Seahawks...Set NFL post-season records in receptions (151), receiving touchdowns (22), receiving yards (2,245), eight games with at least 100 receiving yards and 28 consecutive playoff games with at least one reception...Named AP Offensive Player of the Year in 1987 and 1993...Tabbed for PFWA MVP honors in 1987...The MVP of the 1995 Pro Bowl...Garnered 1985 UPI NFC Rookie of the Year honors...Named to the NFL All-Decade Team for both the 1980s and 1990s...One of five active players to be named to the NFL's 75th Anniversary Team in 1994...An All-American receiver at Mississippi Valley State...The 16th overall pick by the San Francisco 49ers in the 1985 NFL Draft.

2013 - WARREN SAPP

Raiders defensive lineman, 2004-07; NFL veteran, 1995-2007

Inducted into Pro Football Hall of Fame on Aug. 3, 2013...Played 13 NFL seasons, including his final four years with Oakland...Saw action in 198 career games with 188 starts with the Tampa Bay Buccaneers and Raiders...Totaled 96.5 career sacks, the second most by an interior lineman in NFL history...Named All-Pro four times...Selected to seven straight Pro Bowls from 1997-2003...Part of two NFL All-Decade Teams (1990s and 2000s)...Named NFL Defensive Player of the Year in 1999 after posting 12.5 sacks and four forced fumbles...Set a Tampa Bay franchise record with 16.5 sacks in 2000...Played in nine postseason contests with the Buccaneers, including Super Bowl XXXVII vs. Oakland...Played for the Silver and Black from 2004-07...Started all 58 games in which he appeared for Oakland...Totaled 19.5 sacks, one interception, four forced fumbles and three fumble recoveries with the Raiders...Recorded 10 sacks in 2006...Played three years at Miami (Fla.)...Recipient of the 1994 Lombardi Award, presented annually to the nation's top linebacker/lineman...A first-team All-American selection as a junior...Named Big East Conference Defensive Player of the Year...Selected by the Buccaneers as the 12th overall pick in the 1995 NFL Draft.



2014 - RAY GUY

Raiders punter, 1973-86; NFL veteran, 1973-86

Inducted into Pro Football Hall of Fame on Aug. 2, 2014...First pure punter ever elected to the Hall of Fame...Largely revolutionized the position with his booming kicks, introducing the term "hang time" into the modern-day football lexicon and helping pioneer directional punting...Became the first punter selected in the first round of the NFL Draft when the Silver and Black chose him 23rd overall in 1973...Punted 14 seasons for the Raiders...Played in 207 consecutive games, finishing career ranked third on the team's all-time participation list...Punted 1,049 times for 44,493 yards, averaging 42.4 yards per effort...Also placed 209 punts inside the 20-yard line and had only three punts blocked...Averaged more than 40 yards per punt in 13 of 14 seasons...Named as the punter for the NFL's 75th Anniversary Team in 1994 and selected to the NFL's All-Decade Team for the 1970s...Played in seven Pro Bowls (1973-78, 80) and was named first-team All-Pro six times (1973-78)...Also named second-team All-Pro twice (1979-80)...Posted a career-high 45.3-yard punting average on 69 punts as a rookie in 1973...Led the NFL in punting average three times; 1974 (42.2 avg.), 1975 (43.8 avg.) and 1977 (43.3 avg.)...Also finished second in the NFL in punting three times (1973, 78, 81)...Played on three Super Bowl champion Raider teams, helping the Silver and Black win NFL titles in Super Bowls XI, XV and XVIII...Played in 22 postseason games, averaging 42.2 yards on 111 punts...Had a career-long 77-yard punt against Denver in 1977...Finished his pro career with 619 straight punts without a block...An All-American at Southern Mississippi, averaged 44.7 yards on 200 punts...Also played kicker and safety, recording 18 interceptions in three seasons...Namesake for the Ray Guy Award, presented annually by the Greater Augusta Sports Council to the nation's top collegiate punter.

2015 - RON WOLF

Raiders Personnel Executive/Contributor, 1963-74, 1979-89; AFL/NFL veteran, 1963-2001

Inducted into Pro Football Hall of Fame on Aug. 8, 2015...Top NFL personnel executive for nearly four decades...Along with Al Davis, helped build Raiders into a dominant franchise...In 23 seasons over two stints with the Silver and Black, helped Raiders post winning campaigns in all but six years, claiming 10 division titles, playing in eight AFL/AFC Championship Games and three Super Bowls, including victories in Super Bowls XV and XVIII...Part of a scouting process that saw the Raiders draft eight future Hall of Famers, including Gene Upshaw, Fred Biletnikoff, Art Shell, Ray Guy, Dave Casper, Howie Long, Marcus Allen and Tim Brown...First joined Raiders as a scout in 1963...Left team briefly to work in the American Football League office in 1966, but returned just months later when the AFL-NFL merger was announced...Helped build team that won the AFL title and appeared in Super Bowl II in 1967...Became General Manager of the expansion Tampa Bay Buccaneers in 1976, starting a franchise that reached the NFC Championship Game in just its fourth season...Returned to Raiders in 1979 and was part of a team that made five playoff appearances and won two Super Bowl titles in first seven seasons back with franchise...Joined New York Jets as Personnel Director in 1990...Named Executive Vice President/General Manager of the Green Bay Packers late in the 1991 season...In 1995, helped Packers claim first division title in 23 years...Helped lead the Packers to three straight NFC Central titles and back-to-back appearances in the Super Bowl, including a Super Bowl XXXI victory following the 1996 season.



2015 - TIM BROWN

Raiders wide receiver, 1988-2003; NFL veteran, 1988-2004



Inducted into Pro Football Hall of Fame on Aug. 8, 2015...Played 17 NFL seasons, including first 16 campaigns with the Raiders...Joined Raiders as the sixth player selected in the 1988 NFL Draft after winning the Heisman Trophy at Notre Dame...Finished career as the most decorated receiver in Raiders history, setting franchise records with 1,070 receptions for 14,734 yards and 99 touchdowns...Finished career with most seasons (16) and games played (240) in franchise annals...Also Raiders all-time leader with 3,272 yards and three touchdowns on punt returns and 14,924 total yards from scrimmage...Racked up 19,443 combined net yards as a Raider...Topped 1,000 yards receiving in a season nine straight times from 1993-2001, and posted four of the top five seasons for receiving yardage in franchise history...Career totals include 1,094 catches for 14,934 yards and 100 touchdowns...Reception total ranked third in NFL history and yardage mark was second in

league record book at time of his retirement...Punt return yardage total of 3,320 is sixth in league history...Only player in NFL history to record at least 75 receptions in 10 straight seasons (1993-2002)...Posted 11 seasons with 50-or-more receptions and recorded a reception in 179 straight games from 1993-2004...Averaged 87 catches and 1,191 yards per season from 1993-2002...Also posted more yards after the catch than any other NFL receiver from 1992-2004 with 4,475...Set an NFL record for wide receivers with 176 straight starts...Selected to play in nine Pro Bowls, including five straight from 1994-98...Named All-Pro twice (1988 and 1997)...Earned All-AFC honors eight times...Garnered first-team All-Pro recognition in 1997 after setting franchise single-season records with 104 catches for 1,408 yards...Broke Gayle Sayers' NFL record for total yardage by a rookie in 1988, racking up 2,317 all-purpose yards (725 rec., 50 rush., 1,098 KR, 444 PR)...Six-time recipient of the Raiders' Commitment to Excellence Award...Led Raiders to three-straight AFC West titles from 2000-02...Started at wide receiver for Raiders in Super Bowl XXXVII...Finished his career with the Tampa Bay Buccaneers, playing in 2004.


RAIDERS CHRONOLOGY

1959

Aug. 14—In embryonic stages of AFL, first organizational meeting held under leadership of league founder Lamar Hunt; future Oakland franchise originally designated for city of Minneapolis. Aug. 22—American Football League chosen as official name. Nov. 22—First draft meeting held, with first-round choices Gerhard Schwedes (Boston), Richie Lucas (Buffalo), Don Meredith (Dallas), Roger LeClerc (Denver), Billy Cannon (Houston), Monty Stickles (Los Angeles), Dale Hackbart (Minneapolis); George Izo (New York). Nov. 23—Cooperative television plan adopted by AFL. Nov. 30—Joe Foss named league commissioner.

1960

Jan. 26—Lamar Hunt of Dallas Texans named first AFL president. Jan. 27—First 14-game home-and-away schedule adopted. Jan. 30—Oakland group awarded Minneapolis franchise, after Minnesota group reneges on commitment to AFL in order to join NFL as 1961 expansion team. Feb. 9—Eddie Ederlatz appointed as first head coach of Raiders. March 3—Special draft plan adopted to stock Oakland club. June 9—AFL signs five-year contract with ABC for network televising of games. July 30—First preseason game held; Boston defeats Buffalo, 28-7, before 16,000 at Buffalo. Sept. 9—First league game held; Denver defeats Boston, 13-10, before 21,597 at Boston. Sept. 11—Raiders open at home, losing to Houston, 37-22. Dec. 6—AFL establishes Player Benefit Fund.



July 31, 1960, vs. Dallas Texans—First game in Raiders history

1961

Jan. 1—First AFL Championship game held, Houston defeats Los Angeles, 24-16, before 32,183. Jan. 17—E.W. McGah named president of Raiders as partnership reorganized.

1962

Jan. 7—First AFL All-Star Game held, West defeats East, 47-27, before 20,973 at San Diego. June 27—Special draft of veteran players established to assist Oakland and Denver.

1963

Jan. 15—Al Davis named head coach and general manager of Raiders. Feb. 8—Dallas Texans announce move of franchise to Kansas City, becoming the Chiefs. March 28—New York Titans sold to group headed by David (Sonny) Werblin; club becomes the Jets. May 11—AFL allows Oakland and New York to select players from other franchises to provide more competitive balance. Dec. 22—Raiders down Houston, 52-49, to finish one

game out of playoffs with 10-4-0 record, first winning season in club history.

1964

Jan. 17—AFL owners vote to recognize AFL Players' Association, formed just three days earlier. Jan. 29—AFL and NBC sign five-year, \$36-million television contract to begin with 1965 season. June 1—AFL announces establishment of pension and hospitalization plans.

1965

Feb. 1—Construction starts on 54,000-seat Oakland Coliseum; completion date set for Aug. 25, 1966. Aug. 16—AFL awards expansion franchise for 1966 to Miami.

1966

April 8—Al Davis, general manager and head coach of Raiders, named second Commissioner of American Football League, succeeding Joe Foss. John Rauch hired as Raiders head coach. June 8—American Football League and National Football League agree to an alliance that includes common draft and championship game. July 25—Al Davis resigns as league commissioner. Milt Woodard appointed president of the American Football League. Davis rejoins Raiders as managing general partner. Sept. 18—Raiders open 54,000-seat Oakland-Alameda County Coliseum, against Kansas City Chiefs.

1967

Jan. 15—First World Championship Game played, at Los Angeles. NFL champion Green Bay Packers pull away from AFL champion Kansas City in second half to win, 35-10. Jan. 21—AFL All-Star Game held in Oakland. East posts first series win, 30-23. March 14-15—First AFL-NFL common draft held. May 24—Cincinnati awarded AFL expansion franchise. August-September—First preseason games between AFL and NFL held, including Sept. 3 meeting between Raiders and San Francisco 49ers. Dec. 24—Raiders finish season with 13-1 mark, best record in AFL history. Dec. 31—Raiders rout Houston, 40-7, to win AFL Championship.

1968

Jan. 14—In Super Bowl II, Green Bay pulls away from AFL champion Raiders to win, 33-14. Nov. 17—"Heidi" becomes part of sports vocabulary when final minutes of Raiders' 43-32 comeback win over New York are cut off to permit television special to begin on time. Viewers unaware that Raiders score two late touchdowns to win, then voice headline-grabbing displeasure at NBC. Dec. 22—Raiders wallow visiting Kansas City, 41-6, to capture Western Division Playoff. Dec. 29—Raiders fall to New York Jets, 27-23, in AFL Championship at Shea Stadium before 62,627.

1969

Feb. 4—John Madden appointed Raiders head coach to replace John Rauch, who left to go with Buffalo Bills. May 10—Pro football realignment finds Cleveland Browns, Baltimore Colts and Pittsburgh Steelers moving to new American Football Conference as part of 1970 merger. Colts join Boston, Buffalo, Miami and New York in one division. Browns and Steelers join Houston and Cincinnati in another, and Kansas City, Denver, San Diego and Oakland remain in third division. June 1—Veteran AFL player personnel director and administrator Al LoCasale named executive assistant for Raiders. June 26—ABC acquires rights

RAIDERS CHRONOLOGY

to televise NFL regular-season Monday night games. Oct. 19—Raiders quarterback Daryle Lamonica sets pro record with six touchdown passes in first half to direct 50-21 win over Buffalo. Oct. 26—Raiders defeat San Diego, 24-12, to equal AFL record of unbeaten games at 15. Dec. 13—Raiders beat Kansas City, 10-6, in regular-season finale and win record-tying third straight AFL Western Division title. Dec. 21—Raiders win playoff, set club scoring mark in 56-7 win over Houston.

1970

Jan. 4—Raiders bow to Kansas City, 17-7, in AFL Championship before record Coliseum crowd of 54,544. March 16-21—Pro football owners meet in Honolulu. Uniform rules adopted, including discarding of AFL's two-point conversion option in favor of the one-point kick, acceptance of the NFL game ball and use of players' names on the back of team jerseys. Dec. 12—Raiders become first AFC club ever to capture four consecutive Western Division crowns with a 20-6 triumph over Kansas City Chiefs. Dec. 27—Raiders win third straight playoff by defeating AFC Eastern Conference runner-up Miami Dolphins, 21-14, at Coliseum.

1971

Jan. 3—Baltimore Colts defeat Raiders, 27-17, in AFC title game at Baltimore's Memorial Stadium. Sept. 26—Raiders commence nine-week unbeaten string by blanking Chargers, 34-0, in San Diego. Dec. 12—Field goal with 1:34 left provides Chiefs 16-14 victory over visiting Raiders to end Oakland string of four division titles.

1972

March 20-24—Owners move hash marks to 23 yards, 21 inches from sideline, narrowing field-goal angles. Dec. 3—Raiders return to glory by capturing fifth AFC West title in six seasons with 21-19 victory over Chargers in San Diego. Dec. 17—Raiders boast winningest record of 1963-72 10-year period (94-36-10) with 10-3-1 finish. Dec. 23—Controversial pass deflection on fourth down in final 22 seconds provides Pittsburgh with 13-7 playoff decision over Raiders, who had taken 7-6 lead with 1:13 left to play.


1973

Sept. 23—Largest Bay Area crowd to attend a pro game (74,121) fills Coliseum Memorial Stadium as Raiders stun Super Bowl champion Miami, 12-7, on four George Blanda field goals. Dolphins win streak stopped at 18. Dec. 16—Raiders down Denver Broncos, 21-17, to capture third consecutive AFC West title and sixth in seven seasons. Dec. 22—Oakland returns to AFC Championship with 33-14 playoff triumph against Pittsburgh. Dec. 30—Miami wins third consecutive AFC title, topping Raiders, 27-10.

1974

April 25—Rule changes, culminating three years of study, are announced at NFL owners meeting in New York. Preseason and regular-season games tied after regulation time will be allotted a single 15-minute or sudden-death overtime. Goal posts moved to end line, kickoffs moved to 35-yard line, missed field goals are returned to line of scrimmage or 20-yard line, whichever is farther from goal line; and members of team kicking from scrimmage (punt or field goal) cannot cross line of scrimmage until ball is kicked. Offensive-holding penalty, illegal use of hands, and tripping infractions occurring in area of line

of scrimmage and 3 yards beyond are reduced from 15 to 10 yards. Wide receivers blocking back toward the ball 3 yards from line of scrimmage cannot block below the waist. Sept. 22—Raiders begin nine-game winning streak with 27-7 victory over rival Kansas City. Nov. 18—Oakland captures seventh AFC West title after only 10 regular-season games as Kansas City topples Denver in Monday night clash, following Raiders' 17-10 Sunday victory over San Diego. Dec. 14—Raiders complete 1974 campaign with 27-23 victory over Dallas, register best record in NFL (12-2). Dec. 21—Miami's fourth consecutive Super Bowl bid is ended as Raiders defeat world champions, 28-26, at Coliseum in AFC playoffs. Dec. 29—Pittsburgh defeats Oakland, 24-13, and advances to Super Bowl.



Dec. 21, 1974, vs. Miami Dolphins—the "Sea of Hands" game

1975

Feb. 7—Long Island Athletic Club selects Al Davis as NFL Executive of the Year. March 17—Pro football owners meet in Honolulu. Rule changes include: Penalties for having illegal player downfield and offensive-pass interference are reduced from 15 to 10 yards. Sept. 3—Jim Otto, last original Raider, retires after 15 years as Raiders starting center. Sept. 22—Raiders snap Miami's 31-game Orange Bowl winning streak with 31-21 Monday night victory. Nov. 3—Raiders become pro football's all-time winningest team since 1960 with victory over New Orleans to up team's all-time record to 129-77-11 (.626). Nov. 23—Raiders go into overtime for first time in history, defeating Washington Redskins, 26-23, at 7:13 of extra period. Nov. 30—Raiders clinch eighth AFC West title in past nine seasons with 37-34 overtime victory over Atlanta. Dec. 21—George Blanda's second of four extra-point kicks against Kansas City makes the 26-year veteran first player in pro football history to score 2,000 points. Dec. 28—Raiders advance to AFC title game with 31-28 win over Cincinnati at home.

1976

Jan. 4—Raiders bow 16-10 at Pittsburgh in AFC Championship. March 15—Pro football owners meet in Coronado, Calif. Rule changes adopted include: Official coin toss moved to three minutes before kickoff, and two 30-second time clocks will be placed in each end zone so fans can see how long offense has to put ball in play. March 30—Tampa Bay Buccaneers and Seattle Seahawks complete their selection of veteran players in NFL expansion draft. Raiders lose Bob Moore, Harold Hart and Louis Carter.

RAIDERS CHRONOLOGY

1977

Jan. 9—Raiders defeat Minnesota Vikings, 32-14, in Super Bowl XI at Rose Bowl in Pasadena before record crowd of 103,424, plus a world-wide television audience of over 130 million. Jan. 10—Over 20,000 fans turn out at the Coliseum to greet world champions on their return to Oakland. Jan. 29—Raiders Head Coach John Madden named the Washington Touchdown Club's Coach of the Year. March 5—Al Davis, Raiders managing general partner, named NFL Executive of the Year. March 29—At NFL meetings in Phoenix, owners adopt schedule beginning in 1978 with four preseason contests and 16 regular-season games; Seattle assigned to AFC West. June 8—Raiders players and staff receive world championship rings. Oct. 9—Raiders down Cleveland, 26-10, to win 17th consecutive game, a streak topped only seven times in NFL history. Dec. 11—Raiders clinch 10th playoff appearance in 11 years with 35-13 win over Minnesota in Coliseum. Dec. 18—Raiders beat Kansas City, 21-20, to become first NFL team to win 150 league games since 1960. Dec. 24—Raiders defeat Colts at Baltimore, 37-31, in second overtime period to win AFC playoff and advance to conference championship. At 75 minutes and 43 seconds, game is longest in Raiders history.

1978

Jan. 1—Raiders lose, 20-17, at Denver in AFC Championship. March 13—NFL owners meet in Palm Springs. Rule changes include: Liberalized pass-protection blocking, elimination of defenders bumping eligible pass receivers more than 5 yards downfield, and addition of seventh game official. June 7—NFL owners vote to increase active rosters to 45 players. Oct. 1—Raiders record in overtime games goes to 4-0 with 25-19 fifth-quarter win over Bears in Chicago. Nov. 5—John Madden becomes 13th coach in NFL history with 100 victories as Oakland wins in Kansas City, 20-10. Dec. 17—Raiders beat Minnesota Vikings in Coliseum, 27-20, to wrap up 14th consecutive winning season.

1979

Jan. 4—John Madden retires from football coaching after 12 years with Raiders (two as linebackers coach and 10 as head coach). Feb. 8—Tom Flores named as head coach of Raiders by managing general partner Al Davis. March 12—NFL owners meet in Honolulu. Rule changes include eliminating blocking below the waist on punt and kickoff returns, and officials instructed to blow the play dead as soon as the quarterback is in the grasp of any tackler. Active roster for 1979 will be 45 players. May 11—RB Pete Banaszak retires after 13 seasons with Raiders. July 1—CB Willie Brown retires after 12 seasons with Raiders and 16 seasons in the league. July 9—Raiders close season-ticket sales at an all-time high of 51,825. July 28—Raiders play in Pro Football Hall of Fame Game for first time, defeating Dallas, 20-13. Sept. 2—New Head Coach Tom Flores gets first league win as Raiders down Rams, 24-17, at L.A. Coliseum. Oct. 14—Raiders score 50 points for fifth time in team history, defeating Atlanta, 50-19. Dec. 3—Raiders run Monday night record to 13-1-1 with great comeback win against Saints in New Orleans, 42-35. Dec. 9—Win over Cleveland, 19-14, earns Raiders 15th straight winning season, tying all-time NFL record set 35 years earlier by Chicago Bears. Dec. 16—Raiders complete 1979 season having scored in 198 consecutive games.

1980

April 29—Raiders select BYU quarterback Marc Wilson, nation's leading passer, in first round of college player draft. Aug. 2—Original Raider Jim Otto, starting center for 210 consecutive league games from 1960 through 1974, inducted into Pro Football Hall of Fame in Canton, Ohio. Sept. 7—Raiders open 21st season with 27-14 win over Chiefs in Kansas City. Dec. 1—Raiders become first team in NFL history to earn 16 consecutive winning seasons. The 9-3 win over Denver runs Monday Night Football record to 16-1-1, best in NFL. Dec. 21—With 33-17 victory over N.Y. Giants, Raiders conclude league season with 11-5 record, tied for first place in AFC West, and enter the playoffs for 11th time since 1967. Raiders now have scored in 214 consecutive league games. Dec. 28—Raiders defeat Houston, 27-7, in AFC Wild Card playoff.

1981

Jan. 4—Mike Davis Intercepts Brian Sipe on "Red Right 88" to defeat Cleveland, 14-12, in AFC playoff, in sub-zero weather. Jan. 11—Raiders win AFC Championship against Chargers in San Diego, 34-27. Jan. 25—Raiders win second world championship in five years by downing Philadelphia Eagles, 27-10, in Super Bowl XV at the Superdome in New Orleans before a crowd of 75,500, plus a world-wide television audience of over 125 million. March 15—NFL owners meet in Hawaii. Rule changes include prohibition against use of adhesive or slippery substances on the body, equipment or uniform of any player. April 28—With two first-round draft choices for first time in club history, Raiders select Texas Tech defensive back Ted Watts and University of Washington offensive tackle Curt Marsh. Aug. 1—Raider QB/K George Blanda, leading scorer in both NFL and Raiders history, inducted into Pro Football Hall of Fame in Canton, Ohio. Aug. 2—Raiders players and staff receive world championship rings in ceremony at Kaiser Center. Sept. 20—Raiders score in 217th consecutive game, downing Seattle, 20-10. Dec. 7—Raiders down Pittsburgh, 30-27, to run Monday Night Football record to 18-1-1.



Jan. 25, 1981, vs. Philadelphia Eagles — Super Bowl XV

1982

April 27—Raiders select USC RB Marcus Allen, 1981 Heisman Trophy winner, in first round of draft. May 7—U.S. Federal District Court Jury unanimously finds for Raiders and against NFL on both the antitrust count and bad faith charges, setting up court order to prevent Raiders from being illegally stopped from moving to Los Angeles. Aug. 29—Los Angeles Raiders play

RAIDERS CHRONOLOGY

first home preseason game in L.A. Coliseum, downing Green Bay Packers, 24-3. Sept. 12—Raiders open 23rd season with 23-17 win over defending Super Bowl champion 49ers in San Francisco. Nov. 22—After 57-day strike by NFL players, season resumes and Los Angeles Raiders finally play first home league game, overcoming 24-point deficit to defeat San Diego Chargers, 28-24. Dec. 12—Raiders down Chiefs in final seconds in Kansas City, 21-16, to clinch 17th winning season in last 18 years and earn 200th league win in club's history. Dec. 18—Raiders record first million-dollar home league game gate in NFL history while downing Rams, 37-31.



Aug. 29, 1982 vs. Green Bay Packers - First home game in LA

1983

Jan. 2—In game added to original schedule as part of strike settlement, Raiders beat Chargers in San Diego, 41-34, to finish shortened 1982 season with league-best 8-1-0 record. Raiders win 10th division championship since 1967 and enter playoffs for 12th time. Jan. 8—Raiders triumph, 27-10, over Cleveland Browns in L.A. Coliseum in first round of playoffs and record 16th postseason win since 1967. Jan. 15—Record playoff gate established as 90,688 tickets issued for Raiders L.A. Coliseum playoff game against Jets, won by New York, 17-14; sales include only 651 no-shows as home crowd of 90,037 is top non-Super Bowl attendance in recent years of NFL play. April 13—Federal District Court jury awards Los Angeles Raiders almost \$35 million in compensatory damages from NFL for anti-trust and bad-faith violations. Los Angeles Memorial Coliseum awarded nearly \$15 million in damages in same decision. May 5—Raiders hold first workouts at new Los Angeles-area facility in El Segundo during offseason rookie camp. July 15—Raiders open 1983 training camp at El Rancho Motel complex in Santa Rosa. July 22—California State Superior Court upholds Raiders' move to Los Angeles by ruling against City of Oakland and for the Raiders in Eminent Domain case heard in Monterey County. Court rules City does not have right to acquire Raiders through condemnation. Aug. 6—Raiders begin 24th season of play in preseason opener against San Francisco in L.A. Coliseum. Sept. 4—Raiders open 24th season with 20-10 victory over Bengals in Cincinnati. Sept. 17—E.W. McGah, courageous Raiders general partner and only remaining original partner, who added stability and credibility to the franchise for three decades, dies at age 84. Sept. 19—With 27-14 win over Miami in L.A. Coliseum, Raiders raise Monday Night Football record to an incredible 20-2-1. Nov. 13—Raiders down Bills in final seconds in Buffalo, 27-24, to clinch 18th winning season in 19 years.

1984

Jan. 1—Raiders triumph, 38-10, over Pittsburgh Steelers in AFC playoff game before AFC postseason-record crowd (92,434 tickets issued). Jan. 8—Raiders down Seattle Seahawks, 30-14, before largest championship-game crowd in AFC history (92,335 tickets issued) to win 11th conference championship. Jan. 22—Raiders win world championship for third time in eight years by defeating Washington Redskins, 38-9, in Super Bowl XVIII at Tampa Stadium before crowd of 72,290 and world-wide radio and television audience of over 125 million. Jan. 24—World champion Raiders presented with key to City of Los Angeles in ceremony on steps of City Hall before record crowd for sports celebration. Feb. 28—Federal Court of Appeals upholds unanimous jury verdict for Raiders reached earlier in Federal District Court on both the anti-trust count and the bad-faith charges. May 26—Raiders players and staff receive world-championship rings in ceremony at Beverly Hilton Hotel. July 16—California State Superior Court again upholds Raiders move to Los Angeles by ruling against City of Oakland and for the Raiders in Eminent Domain case. July 28—Former cornerback Willie Brown becomes third Raider player inducted into Pro Football Hall of Fame in Canton, Ohio. Sept. 2—Raiders open 25th anniversary season with 24-14 win over Oilers in Houston. Sept. 16—Raiders down Chiefs in Kansas City, 22-20, to earn Tom Flores his 50th league win since becoming head coach in 1979. Oct. 28—92,469 tickets issued for game against Denver in L.A. Coliseum sets all-time Raider record. Nov. 5—United States Supreme Court upholds Raider victory in antitrust case against the NFL by refusing to alter previous favorable decisions for the Raiders made by United States Federal Court of Appeals panel and United States Federal District Court jury. Nov. 25—Raiders down Indianapolis Colts, 21-7, in L.A. Coliseum to clinch 19th winning season in last 20 years. Dec. 9—Raiders assured of postseason playoff berth for 14th time in last 18 years. Dec. 10—With 24-3 win over Detroit in Pontiac Silverdome, Raiders raise Monday Night Football record to an unparalleled 22-3-1. Dec. 22—Raiders lose, 13-7, at Seattle in AFC Wild Card game.



Jan. 22, 1984, vs. Washington Redskins - Super Bowl XVIII

1985

Jan. 27—Eight Raiders play with victorious AFC all-stars, who down NFC, 22-14, in Pro Bowl in Honolulu. April 9—Raiders enter into agreement to hold preseason training camps in Oxnard. July 18—Raiders open first Southern California preseason training camp in Oxnard. Aug. 3—Raiders host first Family Day in Southern California before club record 12,000 fans at Oxnard

RAIDERS CHRONOLOGY

High. Sept. 3—Largest crowd in Los Angeles Chamber of Commerce sports banquet history turns out to honor Raiders prior to opening of season. Sept. 8—Raiders open 26th season, at home with 31-0 shutout of N.Y. Jets. Sept. 22—92,487 tickets issued for home game against San Francisco, setting NFL league game gate record. Nov. 15—California State Court of Appeals rules in favor of Raiders in Eminent Domain case initiated by City of Oakland. Court determines that Oakland's "proposed exercise of eminent domain power would violate the commerce clause of the U.S. Constitution." Dec. 1—Raiders defeat Falcons, 34-24, in Atlanta to clinch 20th winning season in 21 years. Dec. 15—Raiders earn playoff berth for 15th time in 19 years and fourth time in their four seasons in Los Angeles, by downing Seattle, 13-3, in L.A. Coliseum. Win assures Raiders of 13th AFC West championship. Dec. 23—With 16-6 win over Rams in Anaheim, Raiders raise league's best Monday night record to 24-3-1. Victory gives Tom Flores his 70th win in seven years as Raiders head coach.

1986

Jan. 5—Raiders lose to New England, 27-20, in AFC playoff. Feb. 27—California State Supreme Court again upholds Raiders' move to Los Angeles by refusing to alter previous favorable decision in State Court of Appeals for the Raiders and against City of Oakland in Eminent Domain case. June 11—George Anderson, Raiders head trainer since 1960, inducted into National Athletic Trainers' Association Hall of Fame. June 30—U.S. Supreme Court upholds Raiders move to Los Angeles by refusing to alter prior series of favorable decisions in California state courts for Raiders and against City of Oakland in Eminent Domain case. Oct. 12—Raiders defeat Seattle, 14-10, to record 200th league victory against an AFC team. Nov. 2—Raiders set club single-game record with 92,496 tickets issued for home game against Denver. Nov. 16—Raiders down Cleveland, 27-14, to win 50th league game since relocation to Los Angeles in 1982.

1987

Jan. 24—Former offensive guard Gene Upshaw becomes fourth Raider voted into Pro Football Hall of Fame. July 22—Raiders open new training camp headquarters at Radisson Hotel in Oxnard. Aug. 8—Upshaw inducted into Pro Football Hall of Fame in ceremony at Canton, Ohio, with presentation speech made by Al Davis. Sept. 13—Raiders open 28th league season with 20-0 shutout victory against Packers in Green Bay. Nov. 30—Raiders become first NFL team to win 250 league games since 1960 by defeating Seattle, 37-14. Win raises Raiders' Monday Night Football record to league-best 25-5-1. Dec. 27—Ticket count of 86,011 for Raiders home game against Chicago is tops in NFL for 1987.

1988

Jan. 20—Tom Flores retires as Raiders head football coach after nine years, 91 wins and two world championships. Jan. 30—Former wide receiver Fred Biletnikoff becomes fifth Raider voted into Pro Football Hall of Fame. Feb. 29—Mike Shanahan named as head coach of Raiders. April 24—Raiders have three first-round draft choices for first time in club history, select Notre Dame WR Tim Brown, Tennessee CB Terry McDaniel and Illinois DE Scott Davis. July 30—Biletnikoff inducted into Pro Football Hall of Fame in ceremony at Canton, Ohio with presentation speech made by Al Davis. Sept. 26—Raiders defeat Broncos in overtime, 30-27, in Denver to run Monday Night Football record to 26-5-1. Nov. 16—Raiders agree to settlement offer for damages from City of Oakland to complete victory in Eminent

Domain case that began in 1980. Dec. 18—Final-game loss to Seahawks in L.A. Coliseum prevents Raiders from winning AFC West title and being in playoffs.

1989

Jan. 21—Former 15-year offensive tackle Art Shell becomes sixth Raider voted into Pro Football Hall of Fame. March 4—Raiders agree to settlement offer for damages from National Football League to complete Federal Anti-Trust case won by Raiders over right to relocate. April 23—Raiders use second-round choice obtained in draft-day trade with Dallas Cowboys to select Penn State G Steve Wisniewski as top pick in 1989 draft. Aug. 5—Shell inducted into Pro Football Hall of Fame in ceremony in Canton, Ohio, with presentation speech made by Al Davis. Oct. 3—Shell named as head coach of Raiders, replacing Mike Shanahan, released the previous day. Oct. 9—Shell records first win as head coach with 14-7 victory over N.Y. Jets in Giants Stadium, to run Monday Night Football record to 27-6-1. Dec. 3—Raiders defeat Denver Broncos, 16-13, in overtime before 90,016, largest ticket count in NFL in 1989.

1990

Jan. 27—Ted Hendricks, who wore the Silver and Black from 1975-83, becomes seventh Raider voted into Pro Football Hall of Fame. Aug. 4—Hendricks inducted into Pro Football Hall of Fame in ceremony in Canton, Ohio, with presentation speech made by Al Davis. Aug. 5—Raiders play New Orleans Saints in historic Wembley Stadium in London, first Raiders game ever in another country. Sept. 9—Raiders open 31st season and ninth in Los Angeles with 14-9 win over Denver Broncos in L.A. Coliseum. Dec. 10—Win over Detroit, 38-31, in Pontiac Silverdome earns Raiders their 275th league game victory, most by any NFL team since 1960. Dec. 30—Win over San Diego Chargers, 17-12, in L.A. Coliseum earns Raiders their 14th AFC West title and 16th season in playoffs.

1991

Jan. 13—Raiders defeat Cincinnati Bengals, 20-10, to record 20th postseason victory. Coliseum ticket count of 92,488 is largest in NFL for the 1990 season. May 24—Raider Owner Al Davis presented first NFL Players Association Award of Excellence "for his contributions to the men who played the game." Aug. 4—Raiders pay first visit to Japan to play preseason game against Miami Dolphins. Sept. 29—Raiders defeat San Francisco, 12-6, before 92,488 at Los Angeles Memorial Coliseum, the top NFL ticket count in 1991.

1992

Jan. 25—Al Davis voted into Pro Football Hall of Fame. Feb. 2—Eight Raider players, as many as any other NFL team, play in Pro Bowl in Honolulu. April 26—Raiders select Clemson defensive lineman Chester McGlockton in first round of draft. Aug. 1—Al Davis inducted into Pro Football Hall of Fame in ceremony in Canton, Ohio, with presentation speech made by former Raiders head coach and TV analyst John Madden. Aug. 8—Los Angeles Raiders begin second decade of play since relocating from Oakland, with preseason game against the 49ers in San Francisco.

1993

Feb. 7—Raider CB Terry McDaniel, who along with defensive lineman Howie Long represented the Raiders, scoops up fumble and returns it 27 yards for touchdown to lead AFC over NFC in Pro Bowl in Honolulu. Feb. 17—Renovation begins on L.A. Col

RAIDERS CHRONOLOGY


iseum to provide more "intimate" facility for Raiders and their fans. Stadium capacity will be reduced from NFL-high 92,488 to 67,800. Sept. 5—Raiders play first game in renovated Coliseum, beating Minnesota Vikings, 24-7, in 1993 NFL league season opener.

1994

Jan. 2—In front of sellout crowd of 67,800 at the L.A. Coliseum, Raiders overcome 17-point fourth-quarter deficit to beat Denver, 33-30, in overtime to qualify for playoffs for 18th time. Jan. 9—The Raiders, in front of another sellout at the L.A. Coliseum, beat Denver for the third time during the 1993 season, in the AFC Wild Card playoff, 42-24. Jan. 15—The Raiders, playing in sub-zero temperatures in Buffalo, narrowly lose to the Bills, 29-23, falling one win short of the AFC Championship game. July 31—The Silver and Black travel overseas for their third American Bowl in five years to play in Barcelona, Spain, against Denver. The game is played in Montjuic Stadium, site of the opening and closing ceremonies of the 1992 Summer Olympics.

1995

Feb. 2—Mike White becomes 10th head coach in 35-year history of the Raiders, replacing Art Shell. April 22—The Raiders select University of Washington running back Napoleon Kaufman in the first round of the 1995 draft. June 23—Letter of intent is signed between the Raiders and the Oakland Coliseum. Aug. 7—Agreement is signed during ceremony held in locker room at Oakland-Alameda County Coliseum. Coliseum representatives declare a sold-out stadium for 1995 and board president George Vukasin states that the Raiders will enjoy "sellouts" for decades to come. Aug. 12—Raiders play first home preseason game after relocating to Oakland, against St. Louis Rams at Oakland-Alameda County Coliseum. Sept. 3—Raiders kick off their 23rd league season in Oakland with a 1995 home opener against defending AFC champion San Diego Chargers.



Sept. 3, 1995, vs. San Diego Chargers—First game back in Oakland

1996

March 27—Raiders announce plans to hold summer training camp in Napa, Calif., with team being housed at the Napa Marriott and practices held on the grounds of the adjacent Redwood Middle School. June 17—Raiders move into Alameda facility, just one mile from team's old training facility on Doolittle Drive. "This is the final step in a tremendous process of relocating the organization," states Al Davis. "This state-of-the-art facility will provide the Raiders organization a positive, winning envi-

ronment. When completed, this facility will be the finest in all of professional sports and will provide a solid base for years to come, as the true greatness of the Raiders is in its future." July 12—Raiders open training camp in Napa. July 27—Raiders open 1996 preseason vs. Cowboys in Dallas. Sept. 1—Raiders open their 37th league season with inaugural league contest in Baltimore vs. Ravens. Sept. 15—Raiders open 1996 home league schedule against Jacksonville in newly renovated Oakland-Alameda County Coliseum.

1997

Jan. 25—Former defensive back Mike Haynes becomes ninth Raider voted into Pro Football Hall of Fame. Jan. 30—Raiders name Joe Bugel, whose coaching career has spanned four decades, as head coach. Bugel, 56, becomes 11th head coach in organization's 37 years of professional football competition. May 8—The Silver and Black and Susquehanna Radio Corp. announced that Raider games will be carried on "The Ticket," 1050 AM, the Bay Area's newest all-sports radio station. July 26—Haynes inducted into Pro Football Hall of Fame in ceremony in Canton, Ohio. Aug. 31—Silver and Black open 38th league season and 25th year as Raiders with inaugural league contest vs. Tennessee Oilers in Memphis. Dec. 21—Tim Brown passes Pro Football Hall of Famer Fred Biletnikoff for top spot on the Raiders' all-time receiving list after catching 20-yard pass from Jeff George in first quarter of Raiders-Jacksonville contest. Biletnikoff, the Raiders' receivers coach, had 589 career catches. Brown also sets a Raiders record for receptions in a single game against Jacksonville with 14, breaking his own record of 12.

1998

Jan. 22—Jon Gruden named as head coach of Raiders. Gruden, 34, becomes the youngest head coach in the NFL and third-youngest in the history of the Silver and Black. Raiders Owner Al Davis was 33 when he was named head coach and general manager in 1963 while John Madden was 32 when he was promoted to head coach in 1969. April 19—Raiders select Michigan defensive back Charles Woodson with fourth overall pick in 1998 draft. Woodson is first primarily defensive player to ever win the Heisman.

1999

Aug. 7—Former Raiders running back Eric Dickerson is inducted into Pro Football Hall of Fame in ceremony in Canton, Ohio. Sept. 12—Raiders open 40th regular season in Green Bay vs. Packers.

2000

Feb. 6—Three Raiders players, QB Rich Gannon, DT Darrell Russell and CB Charles Woodson, play in Pro Bowl in Honolulu. Another Raider, Tim Brown, is voted to his eighth Pro Bowl (which ties a Raiders record) but does not play. April 15—Raiders select Florida State K Sebastian Janikowski in first round of the NFL Draft. July 29—Former Raider greets Howie Long and Ronnie Lott inducted into Pro Football Hall of Fame in Canton, Ohio, ceremony.

2001

Jan. 6—Raiders, following a bye, defeat Miami Dolphins 27-0 in Divisional Playoff game at Coliseum. Jan. 14—Raiders host AFC Championship vs. Baltimore Ravens. Feb. 4—Four Raider players, QB Rich Gannon, CB Charles Woodson, and offensive linemen Lincoln Kennedy and Steve Wisniewski, play for victorious AFC in Pro Bowl at Honolulu, coached by Jon Gruden and his

RAIDERS CHRONOLOGY

Raiders assistants. Gannon is also named the game's MVP. Aug. 27—Raiders face Cowboys in Monday Night American Bowl preseason contest in Mexico City.

2002

Jan. 12—Raiders, AFC West Champs for second straight year, defeat N.Y. Jets, 38-24, in Wild Card playoff game at Coliseum. Jan. 19—Raiders lose controversial Divisional playoff in snow at New England, 16-13, in overtime. Feb. 9—Five Raiders players, WR Tim Brown, QB Rich Gannon, CB Charles Woodson, OT Lincoln Kennedy and P Shane Lechler, play for victorious AFC in Pro Bowl at Honolulu. Gannon is named the game's MVP for the second straight year. March 12—Offensive Coordinator Bill Callahan is named as the 13th head coach in Raiders history. Aug. 3—Raiders legend Dave Casper is inducted into Pro Football Hall of Fame in ceremony at Canton, Ohio. Sept. 15—Rich Gannon sets an NFL record for most completions in non-overtime game with 43 during 30-17 win at Pittsburgh. Sept. 29—With 151 yards during 52-25 win over Tennessee, Jerry Rice becomes the NFL's all-time leader in yards from scrimmage. In same game, Rod Woodson returns interception 82 yards for score to become NFL leader for most career interception return yards. Nov. 11—Rich Gannon sets NFL record for consecutive completions with 21 during 34-10 win at Denver. Nov. 17—Tim Brown breaks Gene Upshaw's Raiders record for most games played in Silver and Black (217). Nov. 24—Raiders reach 400-win mark in regular and postseason contests with 41-20 win over Arizona. Dec. 2—Tim Brown joins Raiders teammate Jerry Rice and Cris Carter as only the third player in NFL history to catch 1,000 passes, during 26-20 win over N.Y. Jets. Dec. 22—Raiders clinch third straight AFC West title with 28-16 win over Denver. After connecting on 18 passes in that game, soon-to-be league MVP Rich Gannon sets NFL single-season completions record (404).

2003

Jan. 19—Raiders record 25th postseason victory (most of any AFC team) in 41-24 win over Tennessee for AFC championship before second-largest crowd (62,544) in Oakland postseason history. Jan. 26—Raiders become only team in pro football history to play in Super Bowls in four different decades with appearance in Super Bowl XXXVII in San Diego. Feb. 2—Four Raiders, QB Rich Gannon, OT Lincoln Kennedy, WR Jerry Rice and S Rod Woodson, play in Pro Bowl in Honolulu. April 19—Raiders select defensive back Nnamdi Asomugha and defensive lineman Tyler Brayton in the first round of the 2003 NFL Draft.

2004

Jan. 26—The Raiders name Norv Turner head coach. Jan. 31—Bob Brown selected for induction into Pro Football Hall of Fame. May 7—The Raiders accept an offer to have 2004 games broadcast on KSFO 560 AM, the Bay Area's Talk Leader. KSFO, the popular Bay Area talk radio station, will serve as the anchor for the multi-state, multi-station Raiders Radio Network. Raider broadcasts will include extensive pre- and postgame shows as well as Raider-specific programming during the week. Aug. 7—Bob Brown becomes 15th Raider to be inducted into Pro Football Hall of Fame.

2005

Feb. 12—Defensive end Derrick Burgess, among the top free agent acquisitions in the NFL, represents the Raiders in the Pro Bowl, after leading NFL in sacks with a team-record 16. Sept. 8—Raiders begin 46th season with regular-season opener vs. Patriots in New England in Thursday night NFL inaugural contest for 2005.

2006

Feb. 10—Pro Football Hall of Famer Art Shell returns for his second stint as Raiders head coach. April 29—Raiders select Texas defensive back Michael Huff in first round of the 2006 NFL Draft. Aug. 5—John Madden, former Raiders head coach and leading pro football television analyst, inducted into Pro Football Hall of Fame with presentation speech made by Al Davis. Aug. 6—Raiders open preseason play in Hall of Fame Game vs. Philadelphia in Canton, Ohio.

2007

Jan. 23—Lane Kiffin introduced as new Raiders head coach. Dec. 2—Raiders record 400th all-time regular season victory with 34-20 win over Denver Broncos at Coliseum.

2008

April 26—Raiders select Arkansas running back Darren McFadden in first round of 2008 NFL Draft. Sept. 30—Tom Cable introduced as Raiders interim head coach. Oct. 19—Sebastian Janikowski sets franchise and NFL overtime record by kicking 57-yard field goal to beat the New York Jets, 16-13. Nov. 9—Janikowski becomes Raiders all-time scoring leader, surpassing Pro Football Hall of Famer George Blanda's franchise mark of 863 career points.

2009

Feb. 4—Raiders name Tom Cable head coach. April 26—Raiders select Maryland wide receiver Darrius Heyward-Bey in first round of 2009 NFL Draft. July 29—Raiders open training camp in Napa. Aug. 8—Former Raiders S Rod Woodson inducted into Pro Football Hall of Fame. Sept. 14—Raiders begin 50th season of pro football competition with regular-season opener on Monday night vs. San Diego Chargers at Oakland-Alameda County Coliseum. Dec. 27—Sebastian Janikowski sets a Raiders record with 61-yard field goal at Cleveland, marking the third-longest field goal in NFL history.

2010

Jan. 3—Sebastian Janikowski reaches 1,000 career points with 39-yard field goal against Baltimore Ravens. March 31—Raiders announce multi-year agreement with San Francisco's Live 105 (105.3 KITS-FM) and KFRC-AM 1550 to broadcast all preseason, regular-season and postseason games. April 22—Raiders select Alabama linebacker Rolando McClain in first round of 2010 NFL Draft. Aug. 7—Former Raiders WR Jerry Rice inducted into Pro Football Hall of Fame. Oct. 24—Raiders set franchise record by scoring 59 points in win at Denver. Dec. 26—Rookie Jacoby Ford sets Raiders season and career record with his third kickoff return for a touchdown in 2010. Janikowski sets franchise single-season scoring record, surpassing mark of 132 set by Jeff Jaeger in 1993.

2011

Jan. 2—Raiders conclude sweep of AFC West opponents with 31-10 victory at Kansas City. Jan. 18—Hue Jackson named head coach of Raiders. Sept. 12—Raiders begin 52nd season of pro football competition on Monday Night Football at Denver, K Sebastian Janikowski ties NFL record and breaks own franchise mark by kicking 63-yard field goal. Oct. 8—Raiders Owner Al Davis, a pro football pioneer, trailblazer, maverick and giant, passes away at age 82 after leading the franchise for half a century. Oct. 9—Raiders defeat Houston Texans, 25-20, in first game without the franchise's leader. Oct. 18—Days after QB Jason Campbell breaks collar bone, team acquires QB Carson Palmer from Cincinnati for two draft choices. Nov. 27—Janikowski sets Raiders record and ties NFL mark with six field goals in victory over Chicago, while P Shane Lechler snaps a franchise mark with an 80-yard punt.



Oct. 16, 2011, vs. Cleveland Browns — Al Davis Memorial Game

2012

Jan. 10—New Owner Mark Davis names as new Raiders general manager Reggie McKenzie, first individual hired by franchise for that position since Al Davis in 1963. A former Raiders player, McKenzie served in a player personnel capacity with the Green Bay Packers for 18 years. Jan. 29—LS Jon Condo, K Sebastian Janikowski, P Shane Lechler and DT Richard Seymour represent Raiders at the Pro Bowl. Jan. 30—Broncos defensive coordinator Dennis Allen introduced as Raiders head coach; Allen is NFL's youngest head coach.

2013

Jan. 27—FB Marcel Reece represents the Raiders at the Pro Bowl in Honolulu. April 25—Raiders announce multi-year agreement with KGMZ 95.7 The Game to broadcast all preseason, regular-season and postseason games. April 25—Raiders select CB DJ Hayden from the University of Houston with the 12th overall pick in the NFL Draft. Oct. 6—S Charles Woodson recovers a San Diego fumble and returns it 25 yards for a score, matching an NFL record with his 13th career defensive touchdown. Oct. 27—QB Terrelle Pryor sets a franchise record with a 93-yard touchdown run against Pittsburgh, marking the longest touchdown run by a quarterback in NFL history.

2014


Jan. 26—FB Marcel Reece participates as a member of Team Sanders at the Pro Bowl in Honolulu. May 8—Raiders select LB Khalil Mack from the University of Buffalo with the fifth overall pick in the NFL Draft. Aug. 2—Ray Guy inducted into Pro Football Hall of Fame, becoming first pure punter enshrined. Sept. 28—Raiders play Miami Dolphins at London's Wembley Stadium, marking franchise's first regular season game outside of the United States. Sept. 30—Tony Sparano named Raiders interim head coach. Nov. 20—Charles Woodson records a sack in victory over Chiefs to become first player in NFL history with 50 career interceptions and 20 career sacks.

2015

Jan. 16—Raiders introduce Jack Del Rio as 19th head coach in team history. Raiders executive Marc Badain announced as team President. Jan. 25—FB Marcel Reece plays in third straight Pro Bowl as a member of Team Irvin in Glendale, Ariz. April 30—Raiders select Alabama WR Amari Cooper with the fourth overall pick in the NFL Draft. Aug. 8—Former Raiders WR Tim Brown and personnel executive Ron Wolf inducted into Pro Football Hall of Fame.

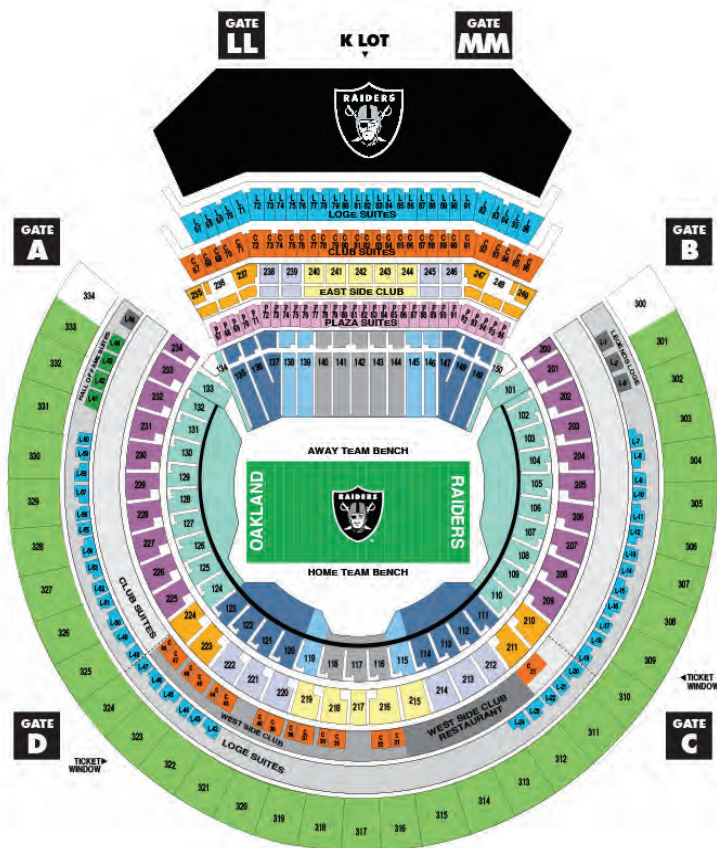


EXTRA POINTS



OAKLAND
RAIDERS





Call **1-800-RAIDERS** or visit **raiders.com** for tickets.

2015 TICKET PRICING SEASON TICKETS

PRICE PER GAME	TOTAL COST	CATEGORY	HALF/GROUP COST PER GAME	SINGLE GAME
\$25	\$250	Reserved	\$30	\$35
\$50	\$500	Reserved	\$55	\$60
\$60	\$600	Reserved	\$65	\$70
\$75	\$750	Reserved	\$80	\$85
\$85	\$850	Reserved	\$90	\$95
\$95	\$950	Reserved	\$100	\$105
\$125	\$1,250	Club	\$130	\$135
\$135	\$1,350	Club	\$140	\$145
\$150	\$1,500	Club	\$155	\$160

SILVER AND BLACK PRODUCTIONS

TEAM TALENT



TOM FLORES



GREG PAPA



LINCOLN KENNEDY



J.T. THE BRICK

RAIDERS RADIO NETWORK

Entercom's 95.7 The GAME (KGMZ-FM), The Bay Area's New Sound for Sports, is the radio flagship station in the Bay Area. 95.7 The Game broadcast coverage of the Silver and Black's preseason, regular season and postseason games.

Oakland Raiders programming on 95.7 The GAME will include aggressive pregame and postgame shows complete with key interviews, locker room reaction and listener phone calls. Rounding out Raiders coverage on 95.7 The GAME will be weekly call-in shows with Head Coach Jack Del Rio and other key Raiders players and personnel. Every Monday during the NFL season will be branded on the station as "NFL Monday" & every Friday is branded as "Football Friday." 95.7 The GAME is also the broadcast home of Oakland Athletics baseball. In the event of a programming conflict with A's baseball, Oakland Raiders football will be heard on sister station KFOX 102.1/98.5. KFOX is the Bay Area's first full-metro mainstream Classic Rock station, and the strongest FM radio signal in the nine-county Bay Area.

Greg Papa, the voice of the Oakland Raiders, will again team with former Raiders quarterback, head coach and assistant coach Tom Flores. Flores is one of only two people in NFL history to earn a Super Bowl ring as a player, assistant coach and head coach. He won world championships as a reserve quarterback with the Kansas City Chiefs (Super Bowl IV), as a Raiders assistant coach (Super Bowl XI) and as head coach of the Silver and Black (Super Bowls XV and XVIII). On the sidelines, joining the broadcast is Raiders former Pro Bowl tackle Lincoln Kennedy.

Papa, named 2013 California Sportscaster of the Year by the National Sportscasters and Sportswriters Association (NSSA), returns for his 18th season broadcasting the Silver and Black. Papa can also be heard weekdays from 12-3 p.m. on 95.7 The GAME, as part of The Afternoon Delight, with co-host John Lund. Papa also hosts MLB's San Francisco Giants Postgame Live and NBA's Golden State Warriors shows on Comcast SportsNet Bay Area, and has previously served as the radio and television voice of the Oakland A's, Giants and Warriors.

This exclusive agreement was negotiated by Compass Media Networks owner and syndicator of the broadcast rights for all Oakland Raiders English language broadcasts. Compass Media Networks is once again responsible for all aspects of the broadcasts of all Oakland Raiders preseason, regular season, and postseason games on terrestrial radio.

RAIDERS RADIO NETWORK AFFILIATES

SF Bay Area – 95.7 The GAME KGMZ 95.7FM/
KFOX 98.5
Atwater, CA – KBRE 92.5 FM
Auburn, CA – KAHJ 95.0 AM
Chico, CA – KFMM 93.9 FM
Fresno, CA – KPFT 790 AM/KFIS 940 AM
King City, CA – KRKC 1490 AM
Los Angeles – KLAC 570 AM

Los Angeles – KEIB 1150 AM
Merced, CA – KDJK 103.9 FM
Modesto, CA – KHKH 104.1 FM
Monterey, CA – KHPH 104.3 FM
Napa, CA – KVON 1440 AM
Palm Springs, CA – KPXS 1010 AM
Redding, CA – KNRO 1670 AM
Riverside, CA – KFNY 1440 AM

Sacramento, CA – KHTK 1140 AM
San Luis Obispo, CA – KXTK 1280 AM
Santa Rosa, CA – KSRO 1350 AM
Phoenix, AZ – KDUS 1060AM
Reno, NV – KPLY 630 AM
Hilo, HI – KHLO 850 AM
Kealahou, HI – KRON 790 AM
Vilonia, AR – KASR 92.7 FM

SILVER & BLACK PRODUCTIONS

Silver and Black Productions, the Emmy® Award winning in-house media operation provides viewers with innovative, cutting edge and behind-the-scenes content devoted solely to The Oakland Raiders.

THE SILVER AND BLACK SHOW

Entering its 17th season, the weekly program provides a comprehensive look ahead at the week's upcoming matchup through timely and topical analysis on both teams. Exclusive head coach and player interviews are supplemented by in-depth features on players past and present – making it the preeminent source for weekly coverage of one of the NFL's most storied franchises, The Oakland Raiders.

THE RAIDERS REPORT

After earning its second Emmy in 2015, The Raiders Report returns featuring deep coverage of The Oakland Raiders, giving viewers an inside look of all things unique and interesting that make up the brand. Important moments for the franchise are captured in each 30-minute program through the lenses of Silver and Black Productions.

RAIDERS POSTGAME LIVE

Comcast SportsNet California is the proud home of The Oakland Raiders postgame live show. Immediately following every game, Raiders Postgame Live is the destination for the Raider Nation with a comprehensive one-hour coverage featuring game analysis, locker room interviews, plus Head Coach Jack Del Rio's press conference in its entirety. The reporting for Raiders Postgame Live will be anchored from the network's state-of-the-art studio, 24-hour newsroom and HD production facilities in San Francisco, as well as a reporter from the site of the game.

RAIDERS PRESS CONFERENCE LIVE

Comcast SportsNet California's Raiders Press Conference Live returns for the 11th season with a one hour format. Raiders Press Conference Live broadcasts Head Coach Jack Del Rio's weekly press conference from the Oakland Raiders' permanent practice facility in Alameda. News, notes, highlights and a statistical breakdown of the team help to supplement this program.

RAIDERS TELEVISION NETWORK

KTVU/KICU (Bay Area): Fox
KCRA (Sacramento): NBC
KTLA (Los Angeles): CW
KGPE (Fresno): CBS

KBFX/KBAK (Bakersfield): CBS & FOX
KFVE (Hawaii): MyNetwork TV
Comcast SportsNet California



The Raiders were one of the first professional sports franchises to launch an official website when the team went online in 1995. Now, 20 years later, the site still remains a direct, objective, and reliable source for Raiders content and entertainment.

Raiders.com continues to provide exclusive video interviews, comprehensive photography, official press releases, transactions, player stats and biographies, profiles on current and former players and team personnel, press conference videos and much more.

During games, fans can access the Raiders.com Game Center and check out live updates, view action photos and listen to a live audio stream from the Raiders' flagship radio station – 95.7 The GAME. Comprehensive recaps, postgame press conferences and complete game statistics are available after each contest.

MOBILE APP

In May of 2015, the Raiders released a brand new mobile application to provide fans with up-to-the-minute information regarding the Silver and Black. The mobile app provides viewers with live streamed press conferences, player stats, videos, photo galleries, articles and more. The Raiders app is the perfect tool for anything and everything Raiders.

SOCIAL MEDIA

Daily updates and content surrounding the Silver and Black can be seen by following the Raiders on any one of the following social media platforms – Twitter (@RAIDERS), Facebook (**The Oakland Raiders**), Instagram (@**raiders**), Vine (**raiders**) and LinkedIn (**Oakland Raiders**).

Twitter – the most up-to-date news and behind-the-scenes content

Facebook – best way to keep track of the latest content on Raiders.com

Instagram – best images capturing the essence of the Silver and Black

Vine – behind-the-scenes videos from the practice field

LinkedIn – updates on the business and community side of the Oakland Raiders

Snaphat – raidersofficial

THE RAIDER IMAGE, LLC (The Image) is the official team shop of the Oakland Raiders. All stores are owned and operated by the Raiders out of the team's headquarters in Alameda, Calif. The Image began as a retail catalog while the team was in Los Angeles.

In addition, The Image currently operates 11 brick-and-mortar locations throughout California. The Raider Image online store opened for business in September 1999 on the Raiders' official web site, Raiders.com.

The Image's e-commerce store provides the best selection of Raider merchandise to Raider fans around the world. In August 2000, the Raiders followed their Internet success with their first store, located at Southland Mall in Hayward, giving Bay Area fans an opportunity to shop in a store dedicated to Raiders merchandise.

There are four Bay Area Raider Image locations: Hegenberger Gateway in Oakland, Oakridge Mall in San Jose, Sunvalley Mall in Concord, and Southland Mall in Hayward. The Image has also expanded outside of the Bay Area with stores in Arden Fair Mall in Sacramento, Fashion Fair Mall in Fresno, Weberstown Mall in Stockton, Solano Mall in Fairfield, and Roseville Galleria in Roseville. To serve their Southern California fans, locations are open at Moreno Valley Mall and in addition, The Image added a new twist with the June 2003 opening of its Signature Store at Universal City Walk in Universal City.

The successful chain of stores will continue to expand to meet the growing needs of Raiders fans around the world.



The Raider Image
Southland Mall,
Hayward
510-783-9100

The Raider Image
Sunvalley Shopping Center,
Concord
925-687-3600

The Raider Image
Arden Fair,
Sacramento
916-922-4300

The Raider Image
Solano Town Center,
Fairfield
707-421-2724

The Raider Image
Universal Studio
City Walk,
Universal City*
818-763-4000

The Raider Image
Weberstown Mall,
Stockton
209-475-9100

The Raider Image
Westfield Oakridge
Shopping Center,
San Jose
408-578-7000

The Raider Image
Hegenberger Gateway
Retail Center,
Oakland
510-632-0202

The Raider Image
Fashion Fair,
Fresno
559-226-5064

The Raider Image
Moreno Valley Mall,
Moreno Valley
951-571-0057

The Raider Image
Westfield Galleria at
Roseville, Roseville
916-791-0109

** Raiders Signature Store*

RAIDERS IN THE COMMUNITY

The Oakland Raiders Community Relations department is dedicated to making a difference within the community. The department strives to promote the Raiders brand by enriching the lives of others through outreach programs, initiatives, and partnerships. The Community Relations department oversees and supports a variety of community programs, which are primarily focused in the areas of **education, health and fitness, youth football, volunteerism and civic involvement**. These programs impact tens of thousands of children and families each year.



Each year The Oakland Raiders partner with local school districts in an effort to promote the importance of education, academic excellence, and higher learning. In 2014, The Oakland Raiders continued the "First & Goal" program, an initiative designed to recognize students for their achievements in the classroom.



NFL Play 60 is the National Football League's youth, health and fitness campaign. Designed to help tackle childhood obesity, Play 60 focuses on making the next generation of kids the most active and healthy by encouraging them to get at least 60 minutes of physical activity every day. The Oakland Raiders implement the Play 60 message through a variety of in-school, after-school, and web-based programs – all emphasizing the importance of physical fitness and healthy lifestyles. At the International Series in London, the Oakland Raiders hosted a special NFL Play 60 at Surrey Sports Park.



USA Football, the sport's national governing body, leads the game's development, inspires participation and ensures a positive experience for youth and high school athletes. Throughout the year, The Oakland Raiders support a number of USA Football programs, which concentrate on coaching and parents' education, concussion awareness, equipment fitting, heads-up tackling, and heat and hydration.



The Community Relations department works with both current and former players, as well as other members of the organization, to participate in community outreach efforts. In 2014, 52 players participated in 53 community events, reaching over 127,000 men, women and children throughout California and the world.

The **Raiderettes** are available for corporate, community and private appearances.
To schedule the Raiderettes for an event, call (510) 864-5000.



**JEANETTE
THOMPSON**

Raiderette Director



**SHAWNA
ZIMMERMAN**

Choreographer
and Coordinator



**LAURA
GUILLORY**

Assistant Choreographer



2015

Mid-July: Preseason training camps open. Clubs not permitted to open official preseason camp earlier than July 5. Veteran players cannot be required to report earlier than 15 days prior to club's first preseason game.

July 15: Deadline at 4 P.M., New York time, for any club that designated a Franchise Player to sign such player to a multi-year contract or extension. After this date, the player may sign only a one-year contract with the designating club for the 2014 season, and such contract cannot be extended until after the Club's last regular season game.

July 22: Signing period ends at 4 P.M., New York time, for Transition Players with outstanding tenders. After this date and through 4 P.M., New York time, on the Tuesday after the 10th regular season weekend, Old Club has exclusive negotiating rights to these players.

July 22#: Signing period ends at 4 P.M., New York time, for Unrestricted Free Agents to whom a June 1 tender was made by Old Club. After this date and through 4 P.M., New York time, on the Tuesday after the 10th regular season weekend, Old Club has exclusive negotiating rights to these players.

#: or the first scheduled day of the first NFL training camp, whichever is later.

August 7-9: Hall of Fame Weekend.

August 9: Pro Football Hall of Fame Game, Canton, Ohio: Pittsburgh vs. Minnesota

August 11: Deadline for players under contract to report to earn a season of free-agency credit.

August 11: If a Drafted Rookie has not signed with his club by this date, he may not be traded to any other club in 2015.

August 13-17: First Preseason Weekend.

August 15-19: Deadline for club to provide written notice to certain unsigned players and the NFLPA of its intent to place them on the Exempt List if they fail to report no later than one day prior to the club's second preseason game. Any player who fails to report prior to the deadline will be ineligible to play or receive compensation for at least three games (preseason or regular season) from the time that he reports.

September 1: Roster cut-down to maximum of 75 players on Active List by 4 P.M., New York time.

September 2: All tryouts on this date and for the remainder of the season must be reported to the League office.

September 5: Roster cut-down to maximum of 53 players on Active/Inactive List by 6 P.M., New York time. Clubs may dress minimum of 43 and maximum of 46 players for each regular-season and postseason game.

September 5: Simultaneously with the cut-down to 53, clubs that have players in the categories of Active/Physically Unable to Perform or Active/Non-Football Injury or Illness must take one of the following options: Place player on Reserve/Physically Unable to Perform or Reserve/Non-Football Injury or Illness, whichever is applicable; ask waivers; terminate; trade; or continue to count him on Active List.

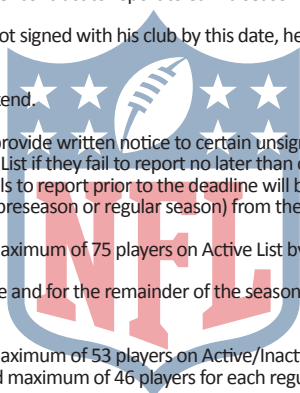
September 6: After 12 noon, New York time, clubs may establish a Practice Squad of eight players by signing free agents who do not have an accrued season of freeagency credit or who were on the 46-player Active List for less than nine regular-season games during their only Accrued Season(s). A player cannot participate on the Practice Squad for more than three seasons.

September 8: After 4 P.M., New York time, a club is permitted to place a player on Reserve/Injured as "Designated for Return."

September 9: All clubs are required to file a personnel (injury) report with their conference information manager by 4:00 P.M., New York time. Reports are to be filed every Wednesday, Thursday and Friday before a regular-season game by 4:00 P.M., New York time (or as soon as possible after the completion of practice). An update must also be reported if there is any change in a player's condition after Friday.

September 10, 13-14: Regular Season opens.

September 11, 14-15: Beginning on these dates vested veterans terminated from the Active List or Inactive List (and from Reserve/Injured if the player is placed on Reserve/Injured after the beginning of the regular season) are entitled to receive, after the end of the regular-season schedule, Termination Pay pursuant to the terms of the CBA.



September 29: Priority on multiple waiver claims is now based on the current season's standing.

October 20: Beginning the day after the conclusion of the sixth regular-season weekend and continuing through the day after the conclusion of the ninth regular-season weekend, clubs are permitted to begin practicing players on Reserve/Physically Unable to Perform and Reserve/Non-Football Injury or Illness for a period not to exceed 21 days. Players may be activated during the 21-day practice period or until 4 P.M., New York time, on the day after the conclusion of the 21-day period.

November 3: All trading ends at 4 P.M., New York time.

November 4: Players with at least four previous pension-credited seasons are subject to the waiver system for the remainder of the regular season and postseason.

November 17: Signing period ends at 4 P.M., New York time, for Franchise Players who are eligible to receive Offer Sheets.

November 17: Deadline for clubs to sign by 4 P.M., New York time, their unsigned Franchise and Transition Players, including Franchise Players who were eligible to receive Offer Sheets until this date. If still unsigned after this date, such players are prohibited from playing in NFL in 2015.

November 17: Deadline for clubs to sign by 4 P.M., New York time, their Unrestricted Free Agents to whom June 1 tender was made. If still unsigned after this date, such players are prohibited from playing in NFL in 2015.

November 17: Deadline for clubs to sign by 4 P.M., New York time, their Restricted Free Agents to whom June 1 tender was made. If such players remain unsigned, they are prohibited from playing in NFL in 2015.

November 17: Deadline for clubs to sign Drafted players by 4 P.M., New York time. If such players remain unsigned, they are prohibited from playing in NFL in 2015.

December 4: Deadline for reinstatement of players in Reserve List categories of Retired, Did Not Report, and Exclusive Rights, and of players who were placed on Reserve/Left Squad in a previous season.

January 1, 2016: Deadline for waiver requests in 2015, except for "special waiver requests," which have a 10-day claiming period, with termination or assignment delayed until after the Super Bowl.

January 4, 2016: Clubs may begin signing free-agent players for the 2016 season.

2016

January 9-10: Wild Card Playoff Games.

January 16-17: Divisional Playoff Games.

January 24: AFC and NFC Championship Games.

January 31: Pro Bowl, Honolulu, Hawai'i.

February 7: Super Bowl 50, Levi's® Stadium, San Francisco.

PRACTICE REPORTING POLICY: Blogging and tweeting from offseason, training camp and regular-season practices are permitted for practices that are open to the public. For all practices that are closed to the public, blogging and tweeting are permitted only within the designated viewing window. Consistent with Super Bowl reporting protocol for practices, the following are general reporting policies for all media, including blogging and tweeting:

- Media may note which players are practicing as well as those who are not.
- Media may report non-strategy and non-game plan observations (e.g. “Wide receiver made a nice catch on the sideline.”)
- Not permitted is any reference to plays run or game strategy. This includes describing formations, personnel groupings (i.e. composition of offensive line) or non-conventional (i.e. “trick”) plays.
- Not permitted is the reporting of which players are practicing with individual units (goal line offense, nickel/dime defense, etc.)
- Not permitted is the reporting of practice injuries until the team has provided an official update. Access to the head coach following practice will be provided for comments and injury updates.
- Not permitted is quoting, paraphrasing or reporting comments made by coaches, players or team personnel during a practice session.
- Not permitted are any photo/video transmissions after the designated shooting period has closed.
- Not permitted are wide-view photos/videos of formations and/or personnel groupings (shots must be tightly focused on the player/ball.)
- Not permitted is any audio of quarterback cadence, keywords, audibles, etc.
- All cell phones must be turned to “silent” or “vibrate” mode for practice and all post-practice press conferences.

ON-FIELD POSTGAME INTERVIEWS: All Raiders players and coaches must report to the locker room prior to conducting interviews. Other than network contractual obligations, there are no interviews allowed on the field in the minutes immediately following a home or road game.

POSTGAME INTERVIEWS: The Raiders will open their locker room to media following the NFL’s mandatory cooling-off period after each game. Head Coach Jack Del Rio will conduct his postgame news conference in the interview room adjacent to the Raiders locker room. Selected players may also be brought into the interview room following the game. The visiting team’s head coach and selected players will be available in the interview room (Oakland A’s weight room) located adjacent to the visitor’s locker room.

ONLINE CONTENT POLICY: Accredited organizations may distribute online non-game audio and video content, including interviews, press conferences and team practices at NFL venues, acquired as a result of credentialed access (“Game Information”) to games or club/league facilities provided that such distribution: Is 90 seconds maximum per day (180 seconds in two-team markets, 90 seconds per team); may not be “archived” (i.e. made available for on-demand public access) for more than 24 hours; appears in an editorial context only (no sponsorship, merchandising or advertising integrated with or around the content); is not posted live, and is accompanied by links back to NFL.com and to the club Web site. The 90-second limit does not include video/audio material that is comprised entirely of a credentialed media employee providing commentary or analysis (“Talking Head” reporting), including pre- or postgame stand-up material shot on the field or other facility location. While a game is in progress, any forms of accounts of the game must be sufficiently time-delayed and limited in amount (e.g. score updates with detail given only in quarterly game updates, fewer than 10 photographs during the game) so that the accredited organization’s game coverage cannot be used as a substitute for, or otherwise approximate, authorized play-by-play accounts.

CREDENTIAL REQUESTS: Credential requests will be honored only for working media on specific assignment for a recognized news or sports organization. Credentials will not be issued to freelance writers or photographers. All single-game requests must be received by 5 p.m. (PT) on the Monday prior to each Sunday home game. All full-season and single-game credential requests must be submitted by an editor or sports director to the media relations department.

PARKING: Every effort will be made to accommodate requests for parking passes, but due to limited space, parking cannot be provided for all credentialed media. Television trucks that provide satellite, up-link or microwave functions will need to make prior arrangements with Erin Exum (eexum@raiders.com) of the Raiders' media relations office.

MEDIA WILL CALL: The media will call booth is located in a kiosk at the base of the ramp between the Coliseum and Arena, adjacent to the "F" parking area, on the north side of the property. Each media member must pick up his/her own individual credential and present corresponding photo identification. Photographers and videographers can retrieve appropriate sideline vests at the booth. Media will call opens four hours prior to the scheduled kickoff.

MEDIA ENTRANCE: The media entrance is clearly marked and is located on the Plaza level between the West Side Club and West Side Customer Accommodations. Media credentials will not be honored at any other gate. All media must check in at the media entrance before entering the O.co Coliseum. For security purposes, individuals and their belongings will be searched upon entry into the stadium.

PHOTOGRAPHERS: Sideline access for NFL games is limited to photographers and videographers on assignment for recognized news or sports organizations. All field photographers must remain outside the bench areas and outside the yellow border (dots) surrounding the playing field. All media (photographers, videographers and sideline reporters) working on the field during the game must wear a vest that can be obtained at media will call. Credentials will not be provided to "grips" due to on-field space limitations. The photo work room is located on the first floor of the Coliseum, a short distance from the media meal room.

PRESS BOX, SERVICES: The press box and all broadcast positions are located on the Coliseum's third level and can be accessed via the press elevator. Programs, lineups, depth charts, statistics and game notes will be provided for each home game. Game stats are provided at the end of each quarter. Complete team and individual statistics are available after the game.

POOL REPORTER: As assigned by the Professional Football Writers of America (PFWA), the Oakland pool reporter for the 2015 season is Vic Tafur of the San Francisco Chronicle.

MEDIA INFORMATION & POLICIES

Members of the media are encouraged to carefully review the following procedures, reminded that these are subject to change.

INTERVIEW REQUESTS: The Raiders respectfully ask that all interview requests, for any member of the organization, be submitted through the team's media relations office. Players, coaches or staff should not be contacted by media directly by telephone, e-mail, or via social media, including Twitter.

GENERAL MANAGER REGGIE MCKENZIE INTERVIEWS: Media wishing to request interviews with the Raiders' general manager should contact Will Kiss (wkiss@raiders.com). Interviews are scheduled as time allows.

HEAD COACH JACK DEL RIO INTERVIEWS: Jack Del Rio is available after most practices, as well as after every game. He also will conduct a weekly press conference, usually on Mondays, during the regular season, in the media room at the Alameda facility. Those requesting individual interviews should contact Will Kiss (wkiss@raiders.com).

ASSISTANT COACH INTERVIEWS: Assistant coaches are available by request, provided the request is made at least 24 hours in advance to Erin Exum (eexum@raiders.com). During a regular-season Sunday game week, coordinators are only available on Thursdays, while other assistants are only available Wednesdays, Thursdays and Fridays. Following games, head coach Jack Del Rio is the only coach available for comment.

PLAYER INTERVIEWS: Players are available after games and during practice weeks, and all one-on-one requests should be made through the media relations office. With respect to all players, the Raiders make players available to accredited media early in the week, and open up the locker room to media following practice on Wednesdays, Thursdays and Fridays.

PRACTICE ACCESS & PHOTOGRAPHY/VIDEOGRAPHY GUIDELINES: Accredited members of the media that regularly cover the NFL are welcome to attend the first 30 minutes, or until the “team” portion, of regular-season practices. Photography and videography is allowed, in general, during this window. The team reserves the right to limit photography to certain periods due to competitive-advantage reasons. During any practice open to the media, visiting media should stand at a safe distance and hold all belongings, including bags and video cameras. Tripods are not allowed on the field during practice, for safety reasons.

MEDIA GUIDE: The 2015 Oakland Raiders media guide includes information current as of July 6, 2015. All writing, research and editing by Will Kiss, Billy Jones, Mike Taylor, Jerry Knaak, Chelsea Parker and Adam Klionsky. Prepress formatting, desktop layout and design by Erin Exum and Esteban Carbajal. Photography by Tony Gonzales, Allan Yuan, Jerry Soifer, Kirby Lee, the Associated Press and sports information departments of schools that have produced Raiders players. Additional photos from the Raiders archive. Printing by Almaden Press, Santa Clara, Calif. The 2015 Oakland Raiders media guide is available online at raiders.com.



WILL KISS

Senior Director -
Media Relations
510-780-3020
wkiss@raiders.com
Hometown:
San Francisco, Calif.
College:
University of
San Francisco



ERIN EXUM

Media Relations
Coordinator
510-780-3219
exum@raiders.com
Hometown:
Orlando, Fla.
College:
University of Tennessee



BILLY JONES

Media Relations
Coordinator
510-780-3028
bjones@raiders.com
Hometown:
Bridgewater, N.J.
College:
Northeastern



MIKE TAYLOR

Public Affairs
Director
510-780-3026
mtaylor@raiders.com
Hometown:
Los Angeles, Calif.
College:
University of Arizona

OAKLAND RAIDERS

2015 SCHEDULE

PRESEASON

Fri., Aug. 14	St. Louis Rams	7 p.m.	KTVU/KICU
Sat., Aug. 22	at Minnesota Vikings	5 p.m.	KTVU/KICU
Sun., Aug. 30	Arizona Cardinals	5 p.m.	NBC
Thu., Sept. 3	at Seattle Seahawks	7 p.m.	KTVU/KICU

REGULAR SEASON

Sun., Sept. 13	Cincinnati Bengals	1:25 p.m.	CBS
Sun., Sept. 20	Baltimore Ravens	1:05 p.m.	CBS
Sun., Sept. 27	at Cleveland Browns	10 a.m.	CBS
Sun., Oct. 4	at Chicago Bears	10 a.m.	CBS
Sun., Oct. 11	Denver Broncos	1:25 p.m.*	CBS
Sun., Oct. 18	OPEN DATE		
Sun., Oct. 25	at San Diego Chargers	1:05 p.m.*	CBS
Sun., Nov. 1	New York Jets	1:05 p.m.*	CBS
Sun., Nov. 8	at Pittsburgh Steelers	10 a.m.*	CBS
Sun., Nov. 15	Minnesota Vikings	1:05 p.m.*	FOX
Sun., Nov. 22	at Detroit Lions	10 a.m.*	CBS
Sun., Nov. 29	at Tennessee Titans	10 a.m.*	CBS
Sun., Dec. 6	Kansas City Chiefs	1:05 p.m.*	CBS
Sun., Dec. 13	at Denver Broncos	1:05 p.m.*	CBS
Sun., Dec. 20	Green Bay Packers	1:05 p.m.*	FOX
Thu., Dec. 24	San Diego Chargers	5:25 p.m.	NFLN
Sun., Jan. 3, 2016	at Kansas City Chiefs	10 a.m.*	CBS

POSTSEASON

Jan. 9-10, 2016	AFC and NFC Wild Card Playoffs
Jan. 16-17, 2016	AFC and NFC Divisional Playoffs
Jan. 24, 2016	AFC and NFC Championships
Jan. 31, 2016	AFC-NFC Pro Bowl; Honolulu, Hawaii
Feb. 7, 2016	Super Bowl 50; Santa Clara, Calif.

All times are Pacific; *-Time subject to change due to NFL flexible scheduling